

Agenda of Regular Meeting

The Board of Trustees El Campo Independent School District

A Regular Meeting of the Board of Trustees of El Campo Independent School District will be held March 27, 2024, beginning at 6:00 PM in the Boardroom, 700 W. Norris, El Campo, TX 77437.

The subjects to be discussed are as listed below.


1. Call to Order/Opening Prayer/Pledge of Allegiance
2. Public Comment
3. Recognition
 - A. Family, Career and Community Leaders of America (FCCLA) State Qualifiers 3
 - B. ECMS Technology Student Association 12
 - C. 2024 4A State Swimming & Diving Championships 14
4. **Consent Agenda**
 - A. Governance
 1. Consider Approval of Minutes for February 28, 2024, Regular Board Meeting. 15
 - B. Business and Support Services
 1. Consider Approval of Psychological Assessment Services Contract with Dr. David Hensley.
 2. Consider Approval of TASB Facility Services Master Agreement 18
 3. Consider Approval of ECHS Gymnasium Repair 26
 4. Review Monthly Financial Report 33
 5. Review of Checks Written for the Month of February 2024 38
 6. Review and Approval of Budget Amendment(s) 76
 7. Consider Approval of Aramark Food Service Contract 77
 8. Consider Approval of Quarterly Investment Report
 - C. Personnel
 - D. Curriculum and Instruction
 - E. Students
 1. Accept Donations in support of ECHS Health Science & Scholarships for Phlebotomy & CNA programs.
5. **Presentation Items**
 - A. Governance
 - B. Business and Operations
 - C. Curriculum and Instruction
6. **Discussion and Action Items**
 - A. Curriculum and Instruction
 1. Consider Approval of Purchase of Amplify ELAR Texas 166

- 2. Consider Approval of Memorandum Of Understanding (MOU) with Region III for Amplify Implementation Support 174
- 3. Consider Approval of New Instructional Materials for Science 177
- B. Business and Operations
- C. Governance
- 7. Review Items**
 - A. Curriculum and Instruction
 - B. Business and Operations
 - C. Governance
- 8. Closed Session:**
 - A. Texas Government Code § 551.074 (1) PERSONNEL MATTERS, to Deliberate the Appointment, Employment, Evaluation, Reassignment, Duties, Discipline, or Dismissal of a Public Officer or Employee.
 - § 551.074 Discussion Regarding the Contracts of the Assistant Superintendents, Campus Principals, Campus Assistant Principals, Directors, Assistant Director; and Personnel Recommendations.
- 9. Personnel**
 - A. Consideration of the Administrative Contracts
- 10. Superintendent's Report**
 - A. Governance
 - 1. TASB Summer SLI Training @ Marriott Rivercenter (June 12, 2024 - June 15, 2024)
 - B. Business and Support Services
 - 1. School Safety & Security Committee Recommendations
 - C. Personnel
 - D. Curriculum and Instruction
 - 1. STAAR Testing Dates 178
 - E. Students
 - 1. Monthly Attendance Monitoring 179
 - F. Community and Governmental Relations
- 11. Adjournment**

If, during the course of the meeting, discussion of any item on the agenda should be held in a closed meeting, the Board will conduct a closed meeting in accordance with the Texas Open Meetings Act, Government Code, Chapter 551, Subchapters D and E. Before any closed meeting is convened, the presiding officer will publicly identify the section or sections of the Act authorizing the closed meeting. All final votes, actions, or decisions will be taken in open meeting.

The notice for this meeting was posted in compliance with the Texas Open Meeting Act on Thursday, March 21, 2024, at 5:30 p.m.

**Texas Toys That
Teach
Level 3**



Texas Toys That Teach Level 3



MOVE, GROOVE, IMPROVE:

A board game path on a white sheet with 20 numbered cards and a 'Finish' card. The cards are arranged in a zig-zag pattern and feature illustrations of toys and actions:


- Card 1 (Purple): 'START' written upside down.
- Card 2 (Yellow): '4' with a crayon and circular arrows.
- Card 3 (Pink): '3' with a crayon and footprints.
- Card 4 (Blue): '5' with a crayon and a hand.
- Card 5 (Green): '7' with a crayon and a running figure.
- Card 6 (Purple): '6' with a crayon and a person.
- Card 7 (Yellow): '4' with a crayon and circular arrows.
- Card 8 (Green): '7' with a crayon and a running figure.
- Card 9 (Blue): '5' with a crayon and a hand.
- Card 10 (Pink): '3' with a crayon and footprints.
- Card 11 (Yellow): '4' with a crayon and circular arrows.
- Card 12 (Purple): '6' with a crayon and a person.
- Card 13 (Green): '7' with a crayon and a running figure.
- Card 14 (Blue): '5' with a crayon and a hand.
- Card 15 (Pink): '3' with a crayon and footprints.
- Card 16 (Yellow): '4' with a crayon and circular arrows.
- Card 17 (Green): '7' with a crayon and a running figure.
- Card 18 (Blue): '5' with a crayon and a hand.
- Card 19 (Purple): '6' with a crayon and a person.
- Card 20 (Yellow): 'Finish'.

Two instruction cards on a table:

- Card 1: 'Move, Groove, Improve' with a circular spinner divided into six sections: 'Move ahead 2 spaces', 'Skip your turn', 'Spin Again', 'Go back 3 spaces', 'Move ahead 1 space', and 'Spin Again'.
- Card 2: 'Move, Groove, Improve' with a legend for colored squares: Red (Move your token to the next space), Yellow (Spin around to the next space), Blue (Skip your turn for the next 2 spaces), and Green (Back to 1 and roll again).



Texas Toys That Teach
Level 3



activity stand upright.

Beginning with the blocks, pick a color!

To open the bar, simply pull the right side. The blocks easily slide off and on.

Working from left to right, the blocks will hold places one, two and three. Every block has a number on the side indicating the correct place for it to sit.

Grab the cards. The color of the letters on the block should be paired with the matching colored cards. For example, if the letters on the block are green you will need to use the

Time to play! Assist the child in spinning and searching through the letters on the blocks until they have found one that matches the card. Once the child has completed one set of colors, move on to the next color.

Spin & Spell Instructions






Training, Career and Community

FCCLA
Leaders of America

**4th
Place**

Competitive Events

TEXAS FCCLA
#TXFCCLA



**1st
Place**

Competitive Events

TEXAS FCCLA

#TXFCCLA





**5th
Place**

Competitive Events

TEXAS FCCLA
#TXFCCLA





**4th
Place**

Competitive Events

TEXAS FCCLA
#TXFCCLA






Family, Career and Community
FCCLA
Leaders of America

**4th
Place**

Competitive Events

TEXAS FCCLA
#TXFCCLA



2nd Place

Competitive Events

TEXAS FCCLA
#TXFCCLA

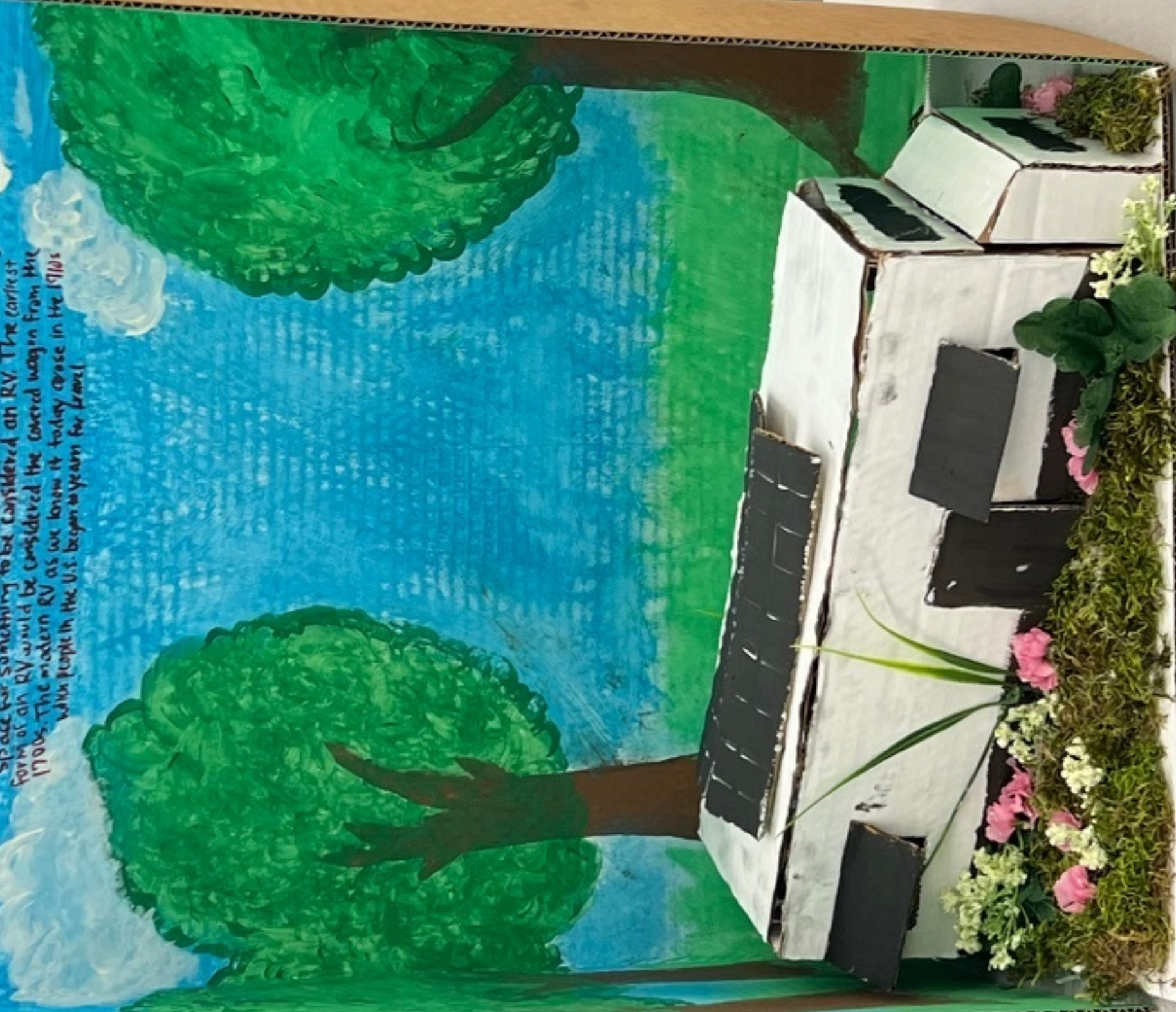




TRANSPORTATION

MODELING

The purpose of the RV was to travel with ease.
RV stands for "Recreational Vehicle". It must provide a living
space for something to be considered an RV. The earliest
form of an RV would be considered the covered wagon from the
1700s. The modern RV as we know it today arose in the 1930s
when people in the U.S. began a yearning for travel.



SELF-HEALING POLYMER MEMBRANE
FOR A MICROPLASTIC IN
OCEAN

ECHS
///
JUST KEEP
SWIMMING

E
Swim
&
Dive

ECHS
SWIM & DIVE
Good Luck
at State!

E

GO FOR
THE #
GOLD **1**

Minutes of Regular Meeting

The Board of Trustees El Campo Independent School District

A Regular Meeting of the Board of Trustees of El Campo Independent School District was held February 28, 2024, at 6:00 PM in the Boardroom, 700 W. Norris, El Campo, TX 77437.

MEMBERS PRESENT: James Russell, Anthony Dorotik, David Vallejo, Rich DuBroc, Ed Erwin, Susan Nohavitz, Kathy Smith

OTHERS PRESENT: Bob Callaghan, Alicia Stary, Demetric Wells, Anne Rivera, Valerie Coffman, Mark Freeman, Mauri Couey, Elizabeth Tupa, Samantha Wortham, Sandra Fellers, Paul Fleener, Ashley Barnes, Brittany Rives, Pamela Clapp, Donnie Clapp, Danni Daniel, Kim Grudzieski, Katelyn Rodes, Sophia Corona, Valoria Gonzales, Camille Gonzales, Victor Gonzales, Diana Gonzalez, Mary Gonzales, Karina Ramirez

Board President, James Russell called the meeting to order at 6:01 p.m., February 28, 2024. Mr. Russell opened with a prayer followed by the Pledge of Allegiance. A quorum was reached.

PUBLIC COMMENT: None

RECOGNITION:

ECMS Houston Livestock Show and Rodeo Winners Vivian Daniel & Stephanie Rosales

ECHS Houston Livestock Show and Rodeo Winners - Sophia Corona, Valoria Gonzales, and Itzel Gonzalez

UIL Congress State Qualifiers - Cadence Dornak, Christopher Luera, and Juliana Vasquez

Remarkable Ricebirds - Donnie Clapp-ECMS, Lupe Rosas-Hutchins, and Katelyn Rodes-Northside

CONSENT AGENDA: A motion was made by Kathy Smith and a second by David Vallejo to approve consent agenda. Motion was passed 7-0.

PRESENTATION ITEMS:

- E.1 Mr. Wells gave a presentation of the Recent Enrollment Trends from 2018-present in El Campo ISD

DISCUSSION AND ACTION ITEMS:

- B.1 Discussion and Consideration of Joining in Litigation with Wharton County Appraisal District and other Taxing Entities Impacted by the WCAD Valuation of Danish Fields Solar.
A motion was made by Rich Dubroc and a second by Ed Erwin. Motion was passed 7-0.
- B.2 Discussion and Consideration of Continuing to Take Action on the August 29, 2023, Resolution for a Cash Defeasance not to Exceed \$3,000.000 to Defeas \$2,720,000 in Bonds.
A motion was made by Ed Erwin and a second by Anthony Dorotik. Motion was passed 7-0.
- C.1 Discuss and Consider Necessary Actions to Cancel the May 4, 2024, Board Election and Declare Unopposed Candidates Elected.
A motion was made by Susan Nohavitzka and a second by Anthony Dorotik. Motion was passed 7-0.
- C.2 Discuss and Consider Taking Action on Senate Bill 763, Passed by the 88th Texas Legislature, Adopting a Policy Authorizing a Campus of the District to Employ or Accept as a Volunteer a Chaplain under Education Code, Chapter 23.
A motion was made by Kathy Smith and a second by Susan Nohavitzka. Motion was passed 7-0.
- C.3 Discussion and Consideration of Preparing a Petition Protesting School District Property Value Study Findings through McCreary Veselka Bragg & Allen P.C.
A motion was made by David Vallejo and a second by Rich Dubroc. Motion was passed 7-0.

CLOSED SESSION: The Board entered closed session at 7:06 p.m. under Texas Government Code § 551.074 (1) PERSONNEL MATTERS, to Deliberate the Appointment, Employment, Evaluation, Reassignment, Duties, Discipline, or Dismissal of a Public Officer or Employee. No action was taken and open session reconvened at 8:12 p.m.

PERSONNEL: A motion to hire Derrick Treybig was made by Rich Dubroc and a second by Susan Nohavitzka. Motion passed 7-0.

SUPERINTENDENT'S REPORT

B.1 2024-2025 Board Budgetary Work Session set for March 27, 2024 following Regular Board Meeting.

C.1 An update on the 2024-2025 Staffing was presented.

E.1 The Monthly Attendance Report for February was presented.

There being no further business, the meeting was adjourned at 8:30 p.m.

James Russell, President

David Vallejo, Secretary

TASB FACILITY SERVICES MASTER AGREEMENT

The Texas Association of School Boards, Inc. ("TASB"), a Texas nonprofit corporation, 12007 Research Boulevard, Austin, Texas 78759, and the undersigned entity ("Client") enter into this Facility Services Master Agreement ("Agreement"). This Agreement is effective as of the date indicated on the signature page ("Effective Date").

TASB Facility Services offers basic environmental, facilities, and related services to entities that subscribe to and pay the annual membership fee ("Facility Services Environmental Members"). This Agreement is for services beyond the basic Facility Services membership. The services provided under this Agreement are offered on a separate fee basis and shall be referred to as the "Service" or "Services."

TASB and Client agree to the following terms and conditions for Client's engagement of TASB to provide one or more Services:

1. **PURPOSE AND SCOPE.** This Agreement establishes the terms and conditions that apply to Services performed by TASB for Client as described in individual Statements of Work in accordance with Paragraph 2.
2. **STATEMENT OF WORK.** The specific details of the Services will be set out in writing in a Statement of Work ("SOW"), which will describe the Services to be provided and state the payment terms and any technical requirements, performance timelines, acceptance criteria, and other terms regarding the Services.

The SOW must be signed by representatives of both parties (who may be different from the signatories to this Agreement) who are duly authorized to sign on behalf of and bind their respective party. The parties may amend or modify the SOW by change order or other written agreement signed by their duly authorized representatives as may be authorized by their respective policies.

Each SOW is subject to the terms and provisions of this Agreement and is deemed to be incorporated into and attached as an exhibit to this Agreement. If a conflict or difference in terms exists between this Agreement and the SOW, the SOW will control but only to the extent necessary to reconcile the conflict or difference.

3. **TERM.** This Agreement begins on the Effective Date and, subject to Paragraph 4, continues as provided in this section.

a. If Client is a Facility Services Environmental Member, the initial term of this Agreement will continue until the expiration of the Client's annual membership (August 31) and then automatically renew for successive one year terms co-extensive with Client's Facility Services annual membership (September 1- August 31).

b. If Client is not a Facility Services Environmental Member on the Effective Date, the initial term of this Agreement will be for a period of two years and then automatically renew for successive one year terms.

c. If Client is a Facility Services Environmental Member on the Effective Date of this Agreement but fails to renew Client's Facility Services Environmental membership, Client will be subject to non-Member pricing for all SOWs subsequent to termination of Client's Facility Services membership, and this Agreement will continue until the end of the then current term and automatically renew for successive one year terms unless Client terminates this Agreement in accordance with Paragraph 4.

4. TERMINATION. Either party may terminate this Agreement at any time by giving the other party 30 days advance written notice, which notice will specify the effective date of termination. Additionally, if Client is eligible for TASB Active, Associate, or Affiliate membership and ceases to maintain such membership, this Agreement will terminate at the same time as Client's TASB membership. In the event of termination, TASB and Client may mutually agree in writing to have TASB complete work on any SOW outstanding as of the termination date, which work shall be governed by the terms of this Agreement and the SOW. If this Agreement is terminated, Client will pay all amounts due under any outstanding SOW(s) in accordance with the terms of such SOW(s).

5. INDEPENDENT CONTRACTOR RELATIONSHIP/ SUBCONTRACTORS.

a. In performing the Services, TASB is at all times an independent contractor. Client will have no control over the methods and means of accomplishing the desired result. Under no circumstances will TASB or an employee or agent of TASB be deemed to be an employee or agent of Client. Nothing in this Agreement will be construed to authorize either party to make commitments of any kind for the other without the other party's prior written approval. This Agreement does not constitute or create, and will not in any way be construed, as a joint venture, partnership, or agency between Client and TASB. Further, in performing the Services, TASB does not act and shall not be deemed to be acting in a fiduciary capacity and is not and shall not be deemed to be providing legal advice to Client.

b. TASB may use one or more subcontractors (including sub-subcontractors) to perform the Services, provided that such subcontractors have the licenses, permits, and approvals required by applicable law.

6. PUBLICATION RIGHTS AND CLIENT INFORMATION.

a. Client grants TASB the right to publish Client's name and logo on TASB's website, promotional and marketing materials, or other publication or medium that would identify a TASB Facility Services client. This right also shall extend to pictures of Client's facilities or property, except, however, under no circumstance will an unobscured image or audio recording of a minor or student be permitted without Client's specific written approval. Moreover, Client shall reserve the right to revoke the right granted in this section at any time by providing written notice to TASB as provided in this Agreement.

b. Client further grants TASB a perpetual, non-exclusive, royalty-free license to copy, modify and use any information and data supplied by Client or on behalf of Client (“Client Information”) so that TASB may create analytical trend data in order to improve the quality of TASB services to members, clients, and constituents, as well as to carry out TASB’s legitimate business purposes. Unless otherwise authorized in writing or required by law, TASB will not disclose Client Information in a manner that allows individuals or personally identifiable information to be associated with Client’s specific information. Notwithstanding the foregoing, Client agrees that Client’s name may appear in a list of participating entities for reports containing such analytical trend data.

7. **PAYMENT.** Client will pay TASB in accordance with the SOW. Unless provided otherwise in the SOW, TASB will invoice Client for each SOW upon completion of the Services. The invoice will identify the Services performed and fees and other charges due and include appropriate supporting documentation to the extent applicable.

Client will pay each invoice in full within 45 days of the date of the invoice. If Client disputes any portion of an invoice, Client will promptly give written notice to TASB stating the details of the dispute and pay any undisputed amount. TASB’s acceptance of any partial payment will not waive TASB’s right to receive payment of the disputed amount.

Balances that are more than 45 days past due will accrue finance charges at the maximum rate authorized by Chapter 2251 of the Texas Government Code (Prompt Payment Act) or successor statute. TASB reserves the right to delay or suspend performing Services under any SOW if Client fails to timely pay the undisputed amount due under one or more SOW(s).

8. **WARRANTIES.** Services will be performed by TASB in a good and workmanlike manner, and will conform to the applicable requirements and specifications described in the SOW.

TASB DISCLAIMS ANY AND ALL OTHER EXPRESS WARRANTIES AND ANY AND ALL IMPLIED WARRANTIES, IN REGARD TO ANY INFORMATION, PRODUCTS OR SERVICES FURNISHED UNDER THIS AGREEMENT, INCLUDING WITHOUT LIMITATION, ANY AND ALL IMPLIED WARRANTIES OF MERCHANTABILITY OR FITNESS FOR A PARTICULAR PURPOSE.

9. **LIMITATION OF LIABILITY.** To the fullest extent permitted by applicable law, TASB’s liability to Client under this Agreement is limited to the total dollar amount paid by Client to TASB pursuant to the SOW giving rise to such liability during the immediately preceding 24 months.

IN NO EVENT WILL TASB OR ITS OFFICERS, DIRECTORS, EMPLOYEES, AGENTS, OR REPRESENTATIVES BE LIABLE UNDER THIS AGREEMENT TO CLIENT OR ANY THIRD PARTY, IN CONTRACT, TORT, OR OTHERWISE, FOR ANY INCIDENTAL, SPECIAL, INDIRECT, CONSEQUENTIAL OR PUNITIVE DAMAGES, INCLUDING WITHOUT LIMITATION DAMAGES FOR ANY LOSS OF USE, LOSS OF TIME, INCONVENIENCE, COMMERCIAL LOSS, OR LOST PROFITS, SAVINGS, OR REVENUE, TO THE FULL EXTENT SUCH MAY BE DISCLAIMED BY LAW.

10. COMPLIANCE WITH LAW AND SAFETY. Each party will comply with all applicable federal, state and local laws, rules, regulations and orders, including without limitation those that require licensing and permitting and those that apply to the handling, management, transport, treatment and/or disposal of (as applicable) unutilized materials and waste and toxic materials and waste. As part of this obligation, each party agrees that it will not knowingly take any action in connection with performance that would be illegal or that would violate such laws, rules, regulations and orders.

TASB is in the business of providing the Services and generally understands the currently known hazards to persons, property and the environment in working with toxic and hazardous materials that may be present with respect to Services that TASB performs under this Agreement. Regardless of this understanding, Client will notify TASB's employees and agents of any known or suspected hazards on Client's property.

11. RELIANCE.

a. In performing Services under this Agreement, TASB shall be entitled to rely on the accuracy and completeness of information provided by Client and Client's contractors.

b. Any assistance or advice which may be provided by TASB as part of performing Services under an SOW under this Agreement is extended solely to Client. No other party, including but not limited to Client's other consultants or contractors, shall be entitled to rely upon advice or information provided by TASB, and TASB will not be authorized or required to represent or speak for Client.

12. MISCELLANEOUS

a. **WAIVERS.** Failure by either party to enforce any provision of this Agreement does not waive future enforcement of that or another provision. No right or obligation of a party may be waived without the prior written consent of the other party.

b. **SUCCESSION AND ASSIGNMENT.** This Agreement inures to the benefit of and is binding upon the parties and their respective successors and assigns. Either party may assign or transfer its rights or obligations under this Agreement with the prior written consent of the other party.

c. **MEDIATION.** The parties agree that, before bringing a lawsuit for any dispute arising out of this Agreement, they will first make a good faith effort to resolve the dispute by mediation. Each party's representative in the mediation must have full authority to compromise and settle any dispute that is the cause of the proceeding, and the results of the mediation will be binding only upon agreement of each party to be bound. The mediation will be held in Austin, Travis County, Texas, or at another location mutually agreed upon by the parties. Each party will pay its own expenses for participating in the mediation, including one-half of the mediator's fees.

d. **NOTICES.** Unless otherwise specified in a SOW, all notices, requests, and other communications related to this Agreement will be in writing and be delivered by personal delivery, registered or certified mail (return receipt requested), express courier (with postage prepaid), or electronic facsimile or email (with electronic confirmation of receipt by recipient) addressed to the receiving party at the addresses set out on the signature page. Either party may change its notice information by giving the other party written notice of the change.

e. **SEVERABILITY.** If any part of this Agreement is declared or held unenforceable for any reason, the remaining parts will continue in full force and effect.

f. **GOVERNING LAW, RULE OF CONSTRUCTION, AND VENUE.** This Agreement is governed by the laws of the State of Texas without regard to its conflict of laws provisions, and without giving effect to any custom or rule of law requiring construction against the drafter. Venue for any action arising out of this Agreement is in Travis County, Texas.

g. **ATTORNEYS' FEES.** In the event of a lawsuit relating to this Agreement, the prevailing party is entitled to recover reasonable attorneys' fees that are equitable and just.

h. **FORCE MAJEURE.** Except for payment obligations, neither party will be liable to the other under this Agreement for any failure or delay in performance resulting from causes beyond the reasonable control of that party, including without limitation acts of God; work stoppages due to labor disputes or strikes; material shortages; regulations, decrees, or orders of governmental authorities; riots, war, or rebellion; epidemics; or communication or utility failures. The party claiming force majeure must inform the other party in writing promptly at the beginning and the end of the period of force majeure, use due diligence to overcome obstacles to performance created by the force majeure event, and resume performance promptly after the obstacles have been removed, provided that the Agreement or SOW has not been terminated in the interim. Delay or failure of performance caused by a force majeure event will be excused for the period of delay caused by the force majeure event, provided that the party claiming the event promptly notifies the other party in writing. Neither party shall have any claim for damages against the other resulting from delays or nonperformance caused by a force majeure event.

i. **NO BOYCOTT VERIFICATIONS.** To the extent required by Texas Government Code §2271.002 and §2274.002 for a written verification that a company contracting with a governmental entity does not boycott Israel, does not boycott energy companies, and does not discriminate against firearm and ammunition industries, TASB verifies that (i) TASB is a Texas nonprofit corporation and, as such, is not subject to the verification requirements and (ii) TASB does not and will not during the term of any SOW under this Agreement boycott or discriminate as defined in Texas Government Code Sections 2271.001 and 2274.001.

j. **SURVIVAL.** Sections 4, 5, 6, 7, 8, 9, 11 and 12 will survive the expiration or termination, for any reason, of this Agreement.

k. **PAYMENT FROM CURRENT REVENUES.** Client warrants that all payments required of it under a SOW will be made from current revenues available to Client.

l. **ENTIRE AGREEMENT AND AMENDMENT.** This Agreement, together with any SOWs and related attachments, constitutes the entire understanding between the parties and supersedes any prior written or oral agreements with respect to the subject matter of this Agreement. This Agreement may be modified or amended only by a written instrument executed by both parties.

m. **COUNTERPARTS.** This Agreement may be executed by the parties in one or more counterparts, each of which will be an original and all of which will constitute one and the same instrument. A facsimile or imaged signature will be deemed an original.

n. **AUTHORITY.** This Agreement is executed with Client's full knowledge of its terms and meanings. Each individual signing below represents and warrants that he or she is duly authorized to bind his or her respective party to the terms and conditions of this Agreement.

[SIGNATURE PAGE FOLLOWS]

WHEREFORE, the parties have caused this Master Facility Services Agreement to be executed by their duly authorized representatives.

Effective Date: _____ (if left blank, the Effective Date is the last date of signature by the parties below).

Texas Association of School Boards, Inc.

By: _____
Name: Jeff Clemmons
Title: Division Director, Facility Services
Date: _____

(Client - District or Entity Name)

By: _____
(Signature of Authorized Representative)

Name: _____
(Printed Name of Authorized Representative)

Title: _____
(Authorized Representative Title/Position with Client)

Date: _____

Contacts to receive notices:

Client: District/Entity: _____
Attention: _____
Address: _____

TASB: Texas Association of School Boards, Inc.
Attention: Facility Services
PO Box 400
Austin, TX 78767-0400



Quality Hardwood Floors, Inc. DBA:

QHF SPORTS

2011 Clovis Barker Rd.
San Marcos, TX 78666
Ph: (512) 754-9077
Fax: (512) 754-0919
QHFsports.com



Date: February 27, 2024

Buyboard Contract No. 641-21

Organization: El Campo ISD
Attn: Jeff Balcar
Phone: (979) 578-1975
Email: jbalcar@ricebirds.net

Mr. Balcar:

Thank you for the opportunity to provide the proposal shown below.

Scope of Work:
Repair

OPTION 1:

Description	Price
<p>El Campo High School Competition Gym</p> <p>Remove and replace a 17'-0" x 20'-0" and a 6'-0" x 6'-0" area of water damaged wood flooring (25/32" x 2-1/4" 2nd& better maple) and subfloor (2 layers of 1/2" plywood with 3/8" pads). Sand and seal affected area only. Repaint portion of red border. Apply finish to the affected area only.</p> <p>*It is possible that the repair area will grow beyond what has been estimated. Should this occur QHF Sports will notify the client, the new area of repair will be established, a proposal for the additional work will be provided to the client for approval prior to any additional work being performed.</p> <p>*The newly repaired area will not match exactly to the existing flooring. It may be lighter or darker in color due to the existing floor age, type, grade, forest location, milling, etc.</p> <p>*The newly painted areas will not match exactly to the existing colors due to finish ambering.</p>	<p>\$ 18,000.00</p>

Work Duration

- Approximately 2-3 working days plus an additional 3 days for the finish to cure in each gym. The actual work duration may differ due to the existing gym floor condition, size, and humidity/HVAC conditions.



Quality Hardwood Floors, Inc. DBA:

QHF SPORTS

2011 Clovis Barker Rd.
 San Marcos, TX 78666
 Ph: (512) 754-9077
 Fax: (512) 754-0919
 QHFsports.com



OPTION 2:

Description	Price
<p>El Campo High School Competition Gym</p> <p>Remove and replace a 17'-0" x 20'-0" and a 6'-0" x 6'-0" area of water damaged wood flooring (25/32" x 2-1/4" 2nd& better maple) and subfloor (2 layers of 1/2" plywood with 3/8" pads).</p> <p>*It is possible that the repair area will grow beyond what has been estimated. Should this occur QHF Sports will notify the client, the new area of repair will be established, a proposal for the additional work will be provided to the client for approval prior to any additional work being performed.</p> <p>*The newly repaired area will not match exactly to the existing flooring. It may be lighter or darker in color due to the existing floor age, type, grade, forest location, milling, etc.</p> <p>*The newly painted areas will not match exactly to the existing colors due to finish ambering.</p>	<p>\$ 12,100.00</p>
<p>Sand entire floor to bare wood using coarse, medium, and fine grit sandpaper. Apply two (2) coats of oil based athletic wood floor sealer. Paint game lines, border, lettering and logo similar to existing. Apply two (2) coats of 50% solids oil base athletic wood floor finish.</p>	<p>\$ 17,900.00</p>
<p>ADD Option: Stain four (4) wings</p>	<p>\$ 2,200.00</p>
TOTAL	\$ 32,200.00

Work Duration

- Approximately 10-15 working days plus an additional 3 days for the finish to cure in each gym. The actual work duration may differ due to the existing gym floor condition, size, and humidity/HVAC conditions.

DO NOT APPLY TAPE TO THE WOOD FLOOR. THERE IS NO TAPE MANUFACTURER THAT WILL GUARANTEE THEIR TAPE WILL NOT PEEL THE FINISH OFF A GYM FLOOR OR PAY FOR ANY REPAIRS WHEN IT DOES.

Exclusions

- Tax
- Bleacher work (repairs, removal, disposal).
- Testing of asbestos or lead containing materials before removal for flooring/subfloor in facilities over 30 years old.
- Repairs to concrete slab to meet MFMA industry standard of 1/8" in a 10' radius. Floating and grinding can be quoted separately after scope is known.
- Electrical hookup and breakers for sanding equipment. See Customer Requirements below.
- Weekend work (Saturdays and Sundays) unless approved before work is scheduled.
- Portable toilets
- Removal of furniture, fixtures and equipment from gym space,
- Design work for logos and artwork. See Customer Requirements below.
- Payment & Performance bonds (Add 3% to total amount if this is required.)
- Conveyance of extra materials to the client at the conclusion of repair and installation projects. All extra material is the property of QHF Sports, Inc.



Quality Hardwood Floors, Inc. DBA:

QHF SPORTS

2011 Clovis Barker Rd.
San Marcos, TX 78666
Ph: (512) 754-9077
Fax: (512) 754-0919
QHFsports.com

Page 3 of 4



Customer Requirements

Floor Repairs, Installations, Replacements

- Ensure all roof work is completed, including flashing, guttering and exterior drainage. The building must be permanently enclosed and weather-tight. All block, brick, masonry, tile, marble and/or terrazzo work must be complete, cured and dried. All interior painting must be completed and dry. The permanent light, heating, electrical and ventilation systems must be operating. All overhead work must be complete, and the floor area must be free of obstructions. All backstops and sports accessory fixtures must be installed.
- **Ensure that HVAC is set to maintain humidity between 35 and 50 percent always, including long summer and winter breaks. Humidity fluctuations of more than 15% may cause finish and paint to peel, boards to warp or gap, and void warranty.**
- Ensure that the concrete slab meets the MFMA industry standard of 1/8" in a 10' radius. Floating and grinding can be quoted separately after scope is known.

Floor Sanding

- **Ensure that HVAC is set to maintain humidity between 35 and 50 percent always, including long summer and winter breaks. Humidity fluctuations of more than 15% may cause finish and paint to peel, boards to warp or gap, and void warranty.**
- **An electrician must be provided to connect our electrical cord pigtails to a 60-amp breaker, 220-volt, 3 phase panel no farther than 100 feet from floor to be sanded. Add \$400 per day for generator rental if power is not available.**
- Submit artwork and lettering with appropriate size, fonts or any other details in vector images (.eps or .ai) to brent@QHFSports.com. We will provide gym floor renderings to show approximate colors and approximate locations of artwork and lettering by importing the designs that are sent to us. Any design work such as creating logos and artwork from scratch or editing existing logos will be an additional \$60 per hour. Any renderings requiring more than 2 revisions will be an additional \$40 per layout.
- For customers that require specific colors, submit color codes or swatches for each color at least 3 weeks before work begins. Acceptable color codes are Pantone PMS and Sherwin Williams numbers.
- The customer is aware that sanding of wood floors will create fine dust in the air and the owner has taken such precautions as he/she feels adequate to protect the surrounding area from such dust. QHF Sports, Inc. shall not be held responsible for hanging plastic or provide dust containment other than the industry standard dust bags attached to the equipment. QHF Sports, Inc. shall not be held responsible for any damage resulting from the dust nor shall they be responsible to clean up such dust.
- **Ensure that the finished product can cure untouched for 72 hours after it is applied. If the finish is not allowed to cure properly there is a high probability of scratching and/or scuffing.**

Scheduling

- Submit desired schedule in writing to brent@QHFSports.com at least 3 weeks prior to start date. Due to high volume of work during the summer months, please allow a 3 to 4 day time window around the desired start date. **We will not reserve start dates until purchase order is received.**

1 Year Limited Warranty

- HVAC must be set to maintain humidity between 35 and 50 percent. Humidity fluctuations of more than 15% may cause finish and paint to peel, boards to warp or gap, and void warranty.
- Excessive moisture, abusive activities, or excessive weight due to lifts may void warranty.
- Excessive loading like those resulting from the use of high point load scissor lifts can lead to surface degradation and/or weaken structural components leading to system failure. Always use multi-layer protection when loading a flooring system with any size lift to protect the integrity of the system and quality of the surface finish.
- Cleaning chemicals that are not specifically for use on gym floors or not compatible with the applied finish will void warranty.



Quality Hardwood Floors, Inc. DBA:

QHF SPORTS

2011 Clovis Barker Rd.
San Marcos, TX 78666
Ph: (512) 754-9077
Fax: (512) 754-0919
QHFsports.com



Proposal is valid for (30) days. After that time, we will need to reevaluate the scope of work to verify conditions have not changed.

Thank you for giving us this opportunity. If you have any questions or would like to schedule the work, please contact us at 512-754-9077.

Regards,

Brent Sipe
QHF Sports, Inc.

*To accept this proposal and all conditions stated above, please email both the signed proposal and purchase order to brent@QHFSports.com.	
Organization:	_____
Date of Acceptance:	_____
By:	_____
	Printed Name
Signature:	_____
Title:	_____

Date: 02-18-2024

Bayou City Gym Floors
1003 Valley Ranch Drive
Katy, Texas 77450
281-723-4352

PROPOSAL

Customer:

Name: El Campo ISD

PO #

Address: 700 W. Norris

El Campo, Tx. 77437

Attn: Jeff Balcar/ Director of Maintenance

Description: Renovation: HS Comp. Gym 8,065 sq' Water Base System

Repair and Complete renovation, refinishing of wood gym floor at El Campo High School Comp Gym in accordance with Maple Flooring Association specifications using Hillyard Pro 35 seal, Court Guard water base Seal and 1907 Water base gym Finish

Remove and replace damaged Maple flooring @ 435 sq' 2 1/4 "x 3/4" 2nds or better, Subflooring (2 Layers Plywood), Pads, Moisture barrier

Drum sand floor: 24,36, 50, 80.

Edge corners, ends

Screen floor to smooth.

Tack floor.

Apply Pro 35 Seal and let floor cure approx. 12-20 hours.

Abrade floor.

Tack floor.

Apply 2nd coat of Pro 35 Seal and let floor cure.

Abrade & tack floor

Layout all courts, game lines, Base line letters, (2)Rice Bird Logos, Center Court Logo let paint dry.

Abrade all paint, (Tack and clean floors)

Apply 1st coat of Court Guard and let floor cure. **(Two if Needed)**

Abrade floor with thin line maroon pads.

Tack floor.

Apply final coat of 1907 Finish and let floor cure.

The following conditions need to be done in order to achieve maximum efficiency.

1. Gym must be set to 75 degrees with constant a/c air.
2. Floor must dry 18-24 hours between coats and 72-96 hours after final coat.
3. Sole access to gym 24 hours a day, 7 days a week.
4. Facility to provide 208/240-volt 3 phase electrical hook-up with 40 amp breakers or generator within 150 feet of gym, or install a 100 amp breaker at box for additional wire/power box.
5. Keys to gym and locks to prevent admittance to work area.
6. The time frame may be changed due to any weather conditions or any act beyond our control.
7. Dumpster provided by the facility within 20 yards of the gym floor and away from trees and electrical wires.
8. We, B.C.G.F., are the general contractor and will invoice El Campo ISD when job is completed and approved by authorized official.

Repair, Sand, Seal, finish, tape, apply courts, game lines, logos

Total \$43,582.00

**Repair only: \$13,167.00 Plus cost of usual Refinishing with
Water base system**

Thank you for the opportunity, Bayou City Gym Floors, Caleb Rude

Price quoted for floor is existing layout

**EL CAMPO INDEPENDENT SCHOOL DISTRICT
MONTHLY FINANCIAL REPORT
March 27, 2024**

**Comparison of Revenue and Expenditures
to the Budget for the General Operating, Food Service & Debt Service Fund
9-1-23 to 2-29-2024**

ESTIMATED REVENUE:

	<i>Original Budget</i>	<i>Amended Budget</i>	<i>Revenue Realized</i>	<i>Revenue Balance</i>
<i>Local:</i>	\$19,925,072	\$19,925,072	\$15,454,448	(\$4,470,624)
<i>State:</i>	\$23,065,937	\$23,065,937	\$11,174,741	(\$11,891,196)
<i>Federal:</i>	\$1,983,759	\$1,983,759	\$1,141,072	(\$842,687)
<i>Other Resources:</i>	\$0	\$0	\$0	\$0
Total:	\$44,974,768	\$44,974,768	\$27,770,261	(\$17,204,507)

ESTIMATE EXPENDITURES:

	<i>Original Budget</i>	<i>Amended Budget</i>	<i>Expended</i>	<i>Outstanding Encumbrances</i>	<i>Expenditures Year to Date</i>	<i>Balance for Year</i>
	\$44,974,768	\$45,274,708	\$18,668,881	\$1,499,541	\$20,168,422	\$25,106,286

COMPARISONS TO FEB 28 OF PRIOR YEAR:

	<i>2022-2023</i>	<i>2023-2024</i>	<i>Increase/ Decrease</i>
<i>Revenues:</i>	\$28,515,738	\$27,770,261	(\$745,477)
<i>Expenditures:</i>	\$18,935,654	\$20,168,422	\$1,232,768
<i>Cash Position:</i>	\$20,854,027	\$18,729,588	(\$2,124,439)
PRIOR MONTH CASH POSITION as of 1-31-2024		\$16,760,126	

GENERAL FUND - FUND BALANCE	GENERAL OPERATING	FUND BALANCE	% of OPERATING
GENERAL FUND - FUND BALANCE as of 8-31-19:	\$33,584,123	\$8,649,964	25.76%
GENERAL FUND - FUND BALANCE as of 8-31-20:	\$34,346,040	\$8,526,579	24.83%
GENERAL FUND - FUND BALANCE as of 8-31-21:	\$35,306,389	\$10,225,236	28.96%
GENERAL FUND - FUND BALANCE as of 8-31-22:	\$37,011,389	\$9,874,719	26.68%
GENERAL FUND - FUND BALANCE as of 8-31-23:	\$38,139,064	\$8,624,997	22.61%

BUDGET AMENDMENTS:

Funds for Cafeteria Equipment **\$299,940**

NOTE: Cash Position includes Local, State, and Federal Funds. Does not include Capital Projects.

199	GENERAL FUND	Actual Sep-23	Actual Oct-23	Actual Nov-23	Actual Dec-23	Actual Jan-24	Actual Feb-23	Actual Feb-24	Actual Mar-23	Actual Apr-23	Actual May-23	Actual Jun-23	Actual Jul-23	Actual Aug-23	2022-23 Totals
REVENUE:															
5700	Local Revenue:														
5711	Taxes Current Year	37,827	25,561	696,939	3,288,430	4,760,604	2,134,104	1,716,983	206,627	75,609	143,567	85,733	69,196	50,317	14,931,443
5712	Taxes Prior Years	20,827	23,823	24,641	18,644	18,152	103,643	7,756	7,250	11,085	11,138	14,616	17,706	15,465	309,462
5717	Excess Tax Proceeds	0	0	0	0	0	0	0	0	0	0	0	0	0	0
5719	Pen, Int, & Other	18,856	6,526	8,972	5,736	9,424	72,641	41,947	22,948	11,488	20,682	21,308	20,590	15,744	247,601
5730	Tuition and Fees	5,050	4,550	5,100	5,250	5,500	6,650	5,205	6,800	6,520	6,780	7,660	0	1,400	70,514
5740	Other Local Sources	43,506	49,897	46,645	60,311	52,380	60,058	51,526	66,409	60,407	59,296	54,894	51,787	60,022	574,502
5750	Co/Curr Activities	9,618	21,795	10,330	1,025	1,179	-2,132	3,419	2,601	2,252	-1,299	0	0	29,420	89,995
5760	Other Sources	0	0	0	0	0	0	0	0	0	0	0	0	0	0
	Total Local Rev:	135,683	132,153	792,627	3,379,397	4,847,239	2,374,965	1,826,837	312,636	167,361	240,165	184,210	159,278	172,368	16,223,517
5800	State Revenue:														
5811	Available School Fund	100,243	74,571	161,119	75,778	43,804	68,846	43,804	246,160	141,015	137,235	257,083	143,079	237,717	1,956,001
5812	Foundation Entitlement	3,237,996	2,651,923	1,394,866	0	0	0	0	0	1,215,410	805,133	1,620,102	2,113,416	2,437,301	16,805,442
5812	Founda Ent-Prior Yr	2,325,637	0	0	0	0	0	0	0	0	0	0	0	-2,325,637	-1,463,704
5819	Foundation Rev-Other	0	0	0	0	0	0	0	0	0	0	0	0	0	0
5820	Misc State Program Rev	0	0	0	0	0	0	0	0	0	0	5,610	0	3,395	9,005
5830	TRS On-Behalf	151,185	149,233	153,217	154,999	152,569	135,041	150,672	135,487	139,512	135,724	140,090	154,379	279,995	1,813,503
5839	State Revenue	0	0	0	0	0	0	0	0	0	0	0	0	0	0
	Total State Rev:	5,815,061	2,875,727	1,709,202	230,777	196,373	203,887	194,476	381,647	1,495,937	1,078,092	2,022,885	2,410,874	632,770	19,120,247
5900	Federal Revenue:														
5930	Federal	0	9,243	28,346	-105	21,206	7,406	17,721	319,374	5,321	49,489	80,222	139	44,464	602,447
	Total Federal Rev:	0	9,243	28,346	-105	21,206	7,406	17,721	319,374	5,321	49,489	80,222	139	44,464	602,447
7900	Other Res/Non-Oper														
	2021 Bond Issuance	0	0	0	0	0	0	0	0	0	0	0	0	0	0
	Total Other Res:	0	0	0	0	0	0	0	0	0	0	0	0	0	0
	Total Revenue:	5,950,744	3,017,122	2,530,175	3,610,070	5,064,817	2,586,258	2,039,034	1,013,657	1,668,619	1,367,746	2,287,317	2,570,291	849,603	35,946,211
EXPENDITURES:															
6000	Expenditures:														
6100	Payroll Costs	577,677	2,378,560	2,348,502	2,358,973	2,315,271	2,184,705	2,296,621	2,188,113	2,220,013	2,222,203	2,220,422	2,196,293	4,015,681	26,670,331
6200	Contracted Services	190,998	412,020	228,396	141,352	510,478	217,974	522,631	238,912	195,751	331,596	181,897	415,497	543,200	3,714,840
6300	Supplies & Materials	135,762	149,708	132,404	109,401	191,032	131,260	103,561	111,324	191,384	220,449	107,777	127,447	167,343	1,791,368
6400	Other Operating	1,191,011	48,042	299,889	44,801	39,350	292,522	309,964	38,977	57,379	278,915	23,077	55,195	291,325	2,386,393
6500	Debt Services	0	0	0	0	0	407,021	412,654	0	0	0	0	0	33,404	441,174
6600	Capital Outlay	0	0	0	12,133	0	0	0	0	49,554	0	0	995,599	174,222	1,277,829
8900	Other Uses/Non Operating	0	0	0	0	0	0	0	0	0	0	0	0	914,000	914,000
	Total Expenditures:	2,095,447	2,988,330	3,009,191	2,666,661	3,056,131	3,233,481	3,645,430	2,577,326	2,714,080	3,053,163	2,533,173	3,790,030	6,139,175	37,195,934
ENDING BALANCE		3,855,297	28,792	-479,016	943,409	2,008,686	-647,223	-1,606,396	-1,563,669	-1,045,461	-1,685,417	-245,857	-1,219,739	-5,289,572	
GF FB as of 8/31/23		8,624,997													
		12,480,293	12,509,085	12,030,069	12,973,478	14,982,164	19,674,700	13,375,768	11,812,099	10,766,638	9,081,221	8,835,365	7,615,626	2,326,054	

240	FOOD SERVICE	Actual Sep-23	Actual Oct-23	Actual Nov-23	Actual Dec-23	Actual Jan-24	Actual Feb-23	Actual Feb-24	Actual Mar-23	Actual Apr-23	Actual May-23	Actual Jun-23	Actual Jul-23	Actual Aug-23	2022-23 Totals
REVENUE:															
5700	Local Revenue:														
5740	Earnings from Temp Dep	0	0	3,125	0	0	710	4,019	0	0	890	0	0	878	3,089
5750	Lunch	31,012	32,365	21,636	17,587	23,344	22,770	27,932	20,255	21,354	16,893	-15	0	30,475	230,333
5750	Breakfast	2,092	1,832	1,397	889	1,291	1,196	1,580	1,062	1,222	864	0	0	1,202	12,134
5750	A La Carte	7,322	6,411	4,889	3,112	4,518	4,187	5,530	3,717	4,277	3,023	0	0	4,207	42,469
5750	Catering/Vending	0	378	0	0	0	240	2,455	0	0	3,598	0	0	0	6,561
5750	Summer Food Service	0	0	0	0	0	0	0	0	0	0	0	790	-745	45
	Total Local Ren:	40,426	40,985	31,047	21,589	29,153	29,104	41,516	25,034	26,853	25,267	-15	790	36,017	294,631
5800	State Revenue														
5829	Misc St Program Rev.	0	0	0	0	0	0	0	0	8,335	0	0	0	0	8,335
5831	TRS On-Behalf Benefit	0	0	0	0	0	0	0	0	0	0	0	0	0	0
	Total State Rev:	0	0	0	0	0	0	0	0	8,335	0	0	0	0	8,335
5900	Federal Revenue														
5921	School Breakfast	0	0	0	103,707	80,625	44,950	41,650	45,776	39,714	46,353	48,350	0	41,821	443,552
5922	National School Lunch	0	0	0	266,237	208,049	129,574	118,753	133,294	113,641	130,880	129,550	0	105,208	1,225,536
5923	USDA Donated Com	14,388	14,388	14,388	14,388	14,388	13,596	14,388	13,596	13,596	13,596	13,596	13,596	-650	148,909
5929	Fed Rev TEA-Sum Feed	0	0	0	0	0	0	0	0	0	0	0	0	9,398	9,398
5939	Emerg Oper Cost, Supply Chain	0	13,849	17,143	0	0	0	128,318	0	0	0	32,209	0	0	123,516
	Total Federal Rev:	14,388	28,237	31,531	384,332	303,062	188,120	303,109	192,666	166,951	190,829	223,704	13,596	155,777	1,950,911
7900	Other Res/Non-Oper:														
7940	Other Res/Non-Oper	0	0	0	0	0	0	0	0	0	0	0	0	0	0
	Total Other Res:	0	0	0	0	0	0	0	0	0	0	0	0	0	0
	Total Revenue:	54,814	69,223	62,578	405,921	332,215	217,224	344,626	217,700	202,139	216,097	223,689	14,386	191,794	2,253,876
EXPENDITURES:															
6000	Expenditures:														
6100	Payroll & Benefits	1,271	70,685	67,244	68,181	65,481	67,858	69,435	66,495	68,274	68,963	66,523	74,841	134,016	815,799
6200	Contracted Services	0	88,496	106,687	90,346	72,451	58,007	85,159	114,075	87,424	60,770	111,981	77,527	78,736	966,803
6300	Supplies & Materials	14,733	14,617	14,594	14,412	14,406	13,679	35,055	13,611	13,596	13,606	13,596	13,596	43,578	193,861
6400	Other Operating	0	0	241	168	83	71	53	0	0	314	121	0	0	719
6600	Capital Outlay	0	0	0	0	0	0	7,663	0	0	0	0	0	0	0
	Total Expenditures:	16,004	173,798	188,766	173,106	152,421	139,616	197,365	194,180	169,294	143,653	192,220	165,964	256,330	1,977,183
	ENDING BALANCE	38,810	-65,766	-191,954	40,860	220,654	332,529	367,915	391,435	424,280	496,725	528,193	376,616	312,080	

511	DEBT SERVICE	Actual Sep-23	Actual Oct-23	Actual Nov-23	Actual Dec-23	Actual Jan-24	Actual Feb-23	Actual Feb-24	Actual Mar-23	Actual Apr-23	Actual May-23	Actual Jun-23	Actual Jul-23	Actual Aug-23	2022-23 Totals
REVENUE:															
5700	Local Revenue:														
5711	Taxes Current Year	2,765	9,961	271,599	1,281,511	1,855,222	155,979	669,114	15,102	5,526	10,493	6,266	5,057	3,678	1,091,288
5712	Taxes Prior Years	1,370	1,727	1,576	1,343	1,177	6,869	532	475	755	670	1,114	1,342	1,021	20,566
5719	Pen, Int, & Other	1,289	473	561	417	490	2,383	8,381	1,643	813	1,363	1,733	1,480	1,064	13,469
5742	Earnings Fm Temp Dep	807	845	833	1,867	7,521	819	14,417	3,273	4,004	4,344	4,249	4,443	1,936	25,924
	Total Local Rev:	<u>6,231</u>	<u>13,007</u>	<u>274,568</u>	<u>1,285,138</u>	<u>1,864,410</u>	<u>166,049</u>	<u>692,444</u>	<u>20,493</u>	<u>11,099</u>	<u>16,870</u>	<u>13,362</u>	<u>12,323</u>	<u>7,698</u>	<u>1,151,248</u>
5800	State Revenue:														
5829	St Rev Dist By TEA	0	0	0	153,125	0	0	0	0	0	0	0	0	-8,162	61,122
	Total State Rev:	<u>0</u>	<u>0</u>	<u>0</u>	<u>153,125</u>	<u>0</u>	<u>0</u>	<u>0</u>	<u>0</u>	<u>0</u>	<u>0</u>	<u>0</u>	<u>0</u>	<u>-8,162</u>	<u>61,122</u>
7900	Other Res/Non-Oper:														
7911	Issuance of Bonds	0	0	0	0	0	0	0	0	0	0	0	0	0	0
7916	Issuance of Bonds	0	0	0	0	0	0	0	0	0	0	0	0	0	0
7915	Operating Transfers	0	0	0	0	0	0	0	0	0	0	0	0	914,000	914,000
	Total Other Res:	<u>0</u>	<u>0</u>	<u>0</u>	<u>0</u>	<u>0</u>	<u>0</u>	<u>0</u>	<u>0</u>	<u>0</u>	<u>0</u>	<u>0</u>	<u>0</u>	<u>914,000</u>	<u>914,000</u>
	Total Revenue:	<u>6,231</u>	<u>13,007</u>	<u>274,568</u>	<u>1,438,263</u>	<u>1,864,410</u>	<u>166,049</u>	<u>692,444</u>	<u>20,493</u>	<u>11,099</u>	<u>16,870</u>	<u>13,362</u>	<u>12,323</u>	<u>913,536</u>	<u>2,126,370</u>
EXPENDITURES:															
6000	Expenditures:														
6500	Debt Service	0	0	0	0	0	0	0	0	0	0	0	0	0	0
6511	Bond Principal	0	0	0	0	0	0	0	0	0	0	0	0	1,480,000	1,480,000
6521	Interest on Bonds	0	0	0	0	0	326,217	304,479	0	0	0	0	0	326,217	652,434
6599	Other Debt Fees	0	0	750	0	0	1,000	1,000	0	450	0	0	0	750	3,700
8949	Other Uses-Bond Escrow	0	0	0	0	0	0	0	0	0	0	0	0	0	0
	Total Expenditures:	<u>0</u>	<u>0</u>	<u>750</u>	<u>0</u>	<u>0</u>	<u>327,217</u>	<u>305,479</u>	<u>0</u>	<u>450</u>	<u>0</u>	<u>0</u>	<u>0</u>	<u>1,806,967</u>	<u>2,136,134</u>
	ENDING BALANCE	6,231	19,237	293,056	1,731,318	3,595,728	809,972	3,982,692	4,003,185	4,013,834	4,030,703	4,044,065	4,056,387	3,162,957	
Total Approved Budget															
199, 240, 511															
	TOTAL REVENUE	6,011,789	3,099,351	2,867,321	5,454,253	7,261,442	2,969,531	3,076,104	1,251,850	1,881,857	1,600,712	2,524,368	2,597,000	1,954,933	40,326,457
	TOTAL EXP	2,111,452	3,162,129	3,198,708	2,839,767	3,208,552	3,700,313	4,148,274	2,771,507	2,883,824	3,196,815	2,725,394	3,955,994	8,202,471	41,309,251
	ENDING BALANCE	3,900,337	3,837,560	3,506,174	6,120,660	10,173,550	10,942,482	9,101,379	7,581,723	6,579,756	4,983,653	4,782,627	3,423,633	-2,823,906	

**TAX COLLECTION RECAP
2023-24**

Reporting Period	Beginning Levy	Adjustments	Adjusted Levy	Current Tax Year Collections	% Collected	% Collected Prior Year	Delinquent Collections	Penalty & Interest	Total Collections	Current Tax Year Uncollected
Monthly Recap										
Oct-23	\$18,070,346	-\$923,414	\$17,146,932	\$35,523	0.21%	3.67%	\$25,549	\$7,000	\$68,072	
Nov-23	\$18,070,346	-\$1,009,324	\$17,061,022	\$968,538	5.68%	5.77%	\$26,216	\$9,532	\$1,004,287	
Dec-23	\$18,070,346	-\$1,070,036	\$17,000,309	\$4,569,941	26.88%	31.08%	\$19,987	\$6,153	\$4,596,081	
Jan-24	\$18,070,346	-\$1,022,802	\$17,047,544	\$6,615,826	38.81%	38.91%	\$19,329	\$9,914	\$6,645,069	
Feb-24	\$18,070,346	-\$2,142,639	\$15,927,707	\$2,386,097	14.98%	13.96%	\$8,288	\$50,328	\$2,444,713	
Year To Date				\$14,575,925	91.51%	93.40%	\$99,369	\$82,928	\$14,758,222	\$1,351,782

YTD Check Register

Date Range: 02/01/2024 to 02/29/2024

EL CAMPO ISD

GENERAL OPERATING ACCOUNT - 02183080

Check Date	Chk Nbr	Vendor Name	Amount	Account Number	Description
02/06/2024	15760	AMEGY BANK OF TEXAS	95,000.00	199 E 71 6513 00 999 0 99 0 00	PRINCIPAL 2021 TIME WARRANT
02/06/2024	15760	AMEGY BANK OF TEXAS	7,216.00	199 E 71 6523 00 999 0 99 0 00	PRINCIPAL 2021 TIME WARRANT
02/06/2024	15760	AMEGY BANK OF TEXAS	100,000.00	199 E 71 6513 00 999 0 99 0 00	PRINCIPAL & INTEREST MTN 2021
02/06/2024	15760	AMEGY BANK OF TEXAS	7,437.50	199 E 71 6523 00 999 0 99 0 00	PRINCIPAL & INTEREST MTN 2021
Check Number 15760 Total:			209,653.50		
02/06/2024	15761	AQUA BEVERAGE CO/OZARKA	10.99	199 E 41 6269 00 750 0 99 0 00	23/24 MLRC&ADMIN WATER COOLER RENTAL&SERVICE
02/06/2024	15761	AQUA BEVERAGE CO/OZARKA	11.50	199 E 21 6269 00 999 0 99 W 00	23/24 MLRC&ADMIN WATER COOLER RENTAL&SERVICE
02/06/2024	15761	AQUA BEVERAGE CO/OZARKA	31.97	199 E 34 6499 00 999 0 99 0 00	WATER SERVICE
02/06/2024	15761	AQUA BEVERAGE CO/OZARKA	10.99	199 E 34 6269 00 999 0 99 0 00	WATER SERVICE
Check Number 15761 Total:			65.45		
02/06/2024	15762	BALFOUR YEARBOOKS	6,100.00	199 E 36 6299 62 001 0 99 0 00	BALFOUR YEARBOOKS - BROOKE HLAVINKA
02/06/2024	15762	BALFOUR YEARBOOKS	1,921.77	199 E 36 6499 04 001 0 99 0 00	BALFOUR YEARBOOKS - BROOKE HLAVINKA
Check Number 15762 Total:			8,021.77		
02/06/2024	15763	BROWN, SUSIE	13.40	199 E 23 6411 00 001 0 99 0 00	JAN INDISTRICT TRAVEL
Check Number 15763 Total:			13.40		
02/06/2024	15764	BSN SPORTS	1,089.00	199 E 36 6399 92 001 0 91 0 00	Boys Basketball Supplies
02/06/2024	15764	BSN SPORTS	405.00	199 E 36 6399 92 001 0 91 0 00	Boys Basketball Supplies
02/06/2024	15764	BSN SPORTS	195.00	199 E 36 6399 92 001 0 91 0 00	Boys Basketball Supplies
02/06/2024	15764	BSN SPORTS	195.00	199 E 36 6399 92 001 0 91 0 00	Boys Basketball Supplies
02/06/2024	15764	BSN SPORTS	185.90	199 E 36 6399 92 001 0 91 0 00	Boys Basketball Supplies
02/06/2024	15764	BSN SPORTS	2,067.90	199 E 36 6399 92 001 0 91 0 00	Boys Basketball Supplies
02/06/2024	15764	BSN SPORTS	1,819.86	199 E 36 6399 90 001 0 91 0 PL	Weight room supplies
02/06/2024	15764	BSN SPORTS	181.86	199 E 36 6399 90 001 0 91 0 PL	Weight room supplies
02/06/2024	15764	BSN SPORTS	699.86	199 E 36 6399 90 001 0 91 0 PL	Weight room supplies
02/06/2024	15764	BSN SPORTS	270.17	199 E 36 6399 90 001 0 91 0 PL	Weight room supplies
Check Number 15764 Total:			7,109.55		
02/06/2024	15765	BYIRINGIRO, CLAUDE	185.00	199 E 36 6299 00 001 0 91 W 00	SOCCER OFFICIAL 1/26
Check Number 15765 Total:			185.00		
02/06/2024	15766	CANDELA CRUZ, WENDY	36.18	199 E 23 6411 00 041 0 99 0 00	JAN INDISTRICT TRAVEL
Check Number 15766 Total:			36.18		
02/06/2024	15767	CENTERPOINT ENERGY	28,513.21	199 E 51 6258 00 999 0 99 0 00	2023/24 DISTRICT NATURAL GAS USAGE
02/06/2024	15767	CENTERPOINT ENERGY	-28,513.21	199 E 51 6258 00 999 0 99 0 00	2023/24 DISTRICT NATURAL GAS USAGE
Check Number 15767 Total:			0.00		
02/06/2024	15768	CENTRAL TEXAS REGIONAL MOBILITY	13.13	199 E 34 6411 00 999 0 99 0 00	TOLL FEES
Check Number 15768 Total:			13.13		
02/06/2024	15769	CINDY HERNANDEZ, TAC	22.50	199 E 34 6299 00 999 0 99 0 00	REGISTRATION-SCHOOL BUSES JAN
02/06/2024	15769	CINDY HERNANDEZ, TAC	7.50	199 E 34 6299 00 999 0 99 0 00	REGISTRATION-VEHICLES
Check Number 15769 Total:			30.00		
02/06/2024	15770	CITY OF EL CAMPO	12,713.78	199 E 52 6299 01 001 0 99 W 00	DEC SRO WAGES
02/06/2024	15770	CITY OF EL CAMPO	12,658.20	199 E 52 6299 01 041 0 99 W 00	DEC SRO WAGES
02/06/2024	15770	CITY OF EL CAMPO	22,362.82	282 E 52 6299 00 999 1 99 0 00	DEC SRO WAGES
Check Number 15770 Total:			47,734.80		
02/06/2024	15771	CITY OF EL CAMPO UTILITIES	20,286.07	199 E 51 6255 00 999 0 99 0 00	JAN 2024 UTILITIES

YTD Check Register

Date Range: 02/01/2024 to 02/29/2024

EL CAMPO ISD

GENERAL OPERATING ACCOUNT - 02183080

Check Date	Chk Nbr	Vendor Name	Amount	Account Number	Description
		Check Number 15771 Total:	20,286.07		
02/06/2024	15772	COLES, CLINT	75.16	199 E 36 6411 90 999 0 91 0 00	GRAPEVINE TRAVEL EXP
		Check Number 15772 Total:	75.16		
02/06/2024	15773	COLLINS MUSIC CENTER OF EL CAMPO IN	396.00	199 E 11 6249 07 001 0 11 0 00	BAND REPAIRS
		Check Number 15773 Total:	396.00		
02/06/2024	15774	COOK, DAVID	155.00	199 E 36 6299 00 001 0 91 W 00	BB OFFICIAL 1/26
		Check Number 15774 Total:	155.00		
02/06/2024	15775	CORTEZ, MCKAYLA N	218.62	199 E 36 6299 00 001 0 91 W 00	SOCCER OFFICIAL 1/26
		Check Number 15775 Total:	218.62		
02/06/2024	15776	CROSS ROADS OIL FIELD SUPPLY	353.27	199 E 51 6316 00 999 0 99 0 00	INV#0183922-IN - RICEBIRD GYM
		Check Number 15776 Total:	353.27		
02/06/2024	15777	ECHS CULINARY ARTS	575.00	199 E 36 6412 70 001 0 22 0 00	FCCLA AREA CONTEST MEAL MONEY-23 STUDENTS
		Check Number 15777 Total:	575.00		
02/06/2024	15778	EL CAMPO PARTS	37.74	199 E 34 6399 01 999 0 99 0 00	SHOP SUPPLIES
02/06/2024	15778	EL CAMPO PARTS	75.48	199 E 34 6399 01 999 0 99 0 00	SHOP SUPPLIES
02/06/2024	15778	EL CAMPO PARTS	24.90	199 E 34 6399 01 999 0 99 0 00	SHOP SUPPLIES
		Check Number 15778 Total:	138.12		
02/06/2024	15779	ENTERPRISE FM TRUST	750.44	199 E 36 6269 70 001 0 22 W 00	2023/24 DISTRICT LEASE VEHICLES -SP ED;CATE;MAINT;TRANS
02/06/2024	15779	ENTERPRISE FM TRUST	501.11	199 E 34 6269 00 999 0 99 W 00	2023/24 DISTRICT LEASE VEHICLES -SP ED;CATE;MAINT;TRANS
02/06/2024	15779	ENTERPRISE FM TRUST	330.80	199 E 51 6269 00 999 0 99 W 00	2023/24 DISTRICT LEASE VEHICLES -SP ED;CATE;MAINT;TRANS
02/06/2024	15779	ENTERPRISE FM TRUST	542.66	199 E 51 6269 00 999 0 99 W 00	2023/24 DISTRICT LEASE VEHICLES -SP ED;CATE;MAINT;TRANS
02/06/2024	15779	ENTERPRISE FM TRUST	501.29	199 E 51 6269 00 999 0 99 W 00	2023/24 DISTRICT LEASE VEHICLES -SP ED;CATE;MAINT;TRANS
02/06/2024	15779	ENTERPRISE FM TRUST	337.57	199 E 51 6269 00 999 0 99 W 00	2023/24 DISTRICT LEASE VEHICLES -SP ED;CATE;MAINT;TRANS
02/06/2024	15779	ENTERPRISE FM TRUST	463.12	199 E 51 6269 00 999 0 99 W 00	2023/24 DISTRICT LEASE VEHICLES -SP ED;CATE;MAINT;TRANS
02/06/2024	15779	ENTERPRISE FM TRUST	340.33	199 E 51 6269 00 999 0 99 W 00	2023/24 DISTRICT LEASE VEHICLES -SP ED;CATE;MAINT;TRANS
02/06/2024	15779	ENTERPRISE FM TRUST	468.41	199 E 51 6269 00 999 0 99 W 00	2023/24 DISTRICT LEASE VEHICLES -SP ED;CATE;MAINT;TRANS
02/06/2024	15779	ENTERPRISE FM TRUST	447.93	199 E 51 6269 00 999 0 99 W 00	2023/24 DISTRICT LEASE VEHICLES -SP ED;CATE;MAINT;TRANS
02/06/2024	15779	ENTERPRISE FM TRUST	3,248.03	199 E 34 6269 00 999 0 23 W 00	2023/24 DISTRICT LEASE VEHICLES -SP ED;CATE;MAINT;TRANS
02/06/2024	15779	ENTERPRISE FM TRUST	527.97	199 E 36 6269 70 001 0 22 W 00	2023/24 DISTRICT LEASE VEHICLES -SP ED;CATE;MAINT;TRANS
02/06/2024	15779	ENTERPRISE FM TRUST	593.98	199 E 34 6269 00 999 0 99 W 00	2023/24 DISTRICT LEASE VEHICLES -SP ED;CATE;MAINT;TRANS
02/06/2024	15779	ENTERPRISE FM TRUST	756.18	199 E 36 6269 70 001 0 22 W 00	2023/24 DISTRICT LEASE VEHICLES -SP ED;CATE;MAINT;TRANS
02/06/2024	15779	ENTERPRISE FM TRUST	414.66	199 E 34 6269 00 999 0 99 W 00	2023/24 DISTRICT LEASE VEHICLES -SP ED;CATE;MAINT;TRANS
		Check Number 15779 Total:	10,224.48		
02/06/2024	15780	FRONTLINE TECHNOLOGIES GROUP LLC	3,551.46	199 E 53 6299 01 750 0 99 W 00	ABSENCE TIME SOLUTION 3/1-5/30
		Check Number 15780 Total:	3,551.46		
02/06/2024	15781	GARDNER, TRESSIE	48.00	199 E 36 6412 70 001 0 22 0 00	STATE BOARD MEAL MONEY

YTD Check Register

Date Range: 02/01/2024 to 02/29/2024

EL CAMPO ISD

GENERAL OPERATING ACCOUNT - 02183080

Check Date	Chk Nbr	Vendor Name	Amount	Account Number	Description
		Check Number 15781 Total:	48.00		
02/06/2024	15782	GARNER, KELLEY	320.00	199 E 36 6412 90 001 0 91 0 SM	STATE SWIM MEALS 2/14-16
		Check Number 15782 Total:	320.00		
02/06/2024	15783	GULF COAST PAPER CO. INC.	114.64	199 E 11 6399 00 102 0 11 0 00	ART SUPPLIES
		Check Number 15783 Total:	114.64		
02/06/2024	15784	HAYES, ROLAND, III	170.00	199 E 36 6299 00 001 0 91 W 00	BB OFFICIAL 1/26
		Check Number 15784 Total:	170.00		
02/06/2024	15785	HEFLEY, NANCY E	371.39	199 E 11 6411 03 999 0 11 0 00	OCT-DEC INDSITRICT TRAVEL
		Check Number 15785 Total:	371.39		
02/06/2024	15786	HLAVATY, LASHELLE	77.05	199 E 13 6411 00 001 0 11 0 00	JAN 23 TRAVEL EXP
		Check Number 15786 Total:	77.05		
02/06/2024	15787	HODGES WELDING SUPPLY, INC.	287.68	199 E 11 6269 70 001 0 22 0 00	23/24 CYLINDER RENTALS FOR CATE; MAINT & TRANS
02/06/2024	15787	HODGES WELDING SUPPLY, INC.	53.94	199 E 11 6269 70 001 0 22 0 00	23/24 CYLINDER RENTALS FOR CATE; MAINT & TRANS
02/06/2024	15787	HODGES WELDING SUPPLY, INC.	8.99	199 E 34 6269 00 999 0 99 0 00	23/24 CYLINDER RENTALS FOR CATE; MAINT & TRANS
02/06/2024	15787	HODGES WELDING SUPPLY, INC.	35.96	199 E 51 6269 00 999 0 99 0 00	23/24 CYLINDER RENTALS FOR CATE; MAINT & TRANS
		Check Number 15787 Total:	386.57		
02/06/2024	15788	HOOKER, JACOB	271.59	199 E 36 6411 91 001 0 91 0 00	ROUND ROCK TRAVEL 1/11-13
		Check Number 15788 Total:	271.59		
02/06/2024	15789	HOTSY/CARLSON EQUIPMENT CO	250.00	199 E 34 6299 00 999 0 99 0 00	SERVICE
		Check Number 15789 Total:	250.00		
02/06/2024	15790	IRON MOUNTAIN	780.38	199 E 51 6299 00 999 0 99 0 00	ECISD RETENTION OF FILES
		Check Number 15790 Total:	780.38		
02/06/2024	15791	JACKSON STREET COFFEE & MARKET LLC	440.00	199 E 36 6412 90 041 0 91 0 00	ECMS GIRLS BB MEALS
02/06/2024	15791	JACKSON STREET COFFEE & MARKET LLC	250.00	199 E 36 6412 91 001 0 91 0 SB	GIRLS SOFTBALL MEALS
02/06/2024	15791	JACKSON STREET COFFEE & MARKET LLC	1,590.00	199 E 36 6412 91 041 0 91 0 00	ECMS BOYS MEALS
		Check Number 15791 Total:	2,280.00		
02/06/2024	15792	KYRISH TRUCK CENTERS OF VICTORIA	75.48	199 E 34 6399 00 999 0 99 0 00	BUS PARTS
02/06/2024	15792	KYRISH TRUCK CENTERS OF VICTORIA	5,887.80	199 E 34 6399 00 999 0 99 0 00	BUS PARTS
		Check Number 15792 Total:	5,963.28		
02/06/2024	15793	LONE STAR COACHING CLINIC	160.00	199 E 36 6411 90 999 0 91 0 00	G.FIGIROVA;R. MARTIN REG FEE
		Check Number 15793 Total:	160.00		
02/06/2024	15794	LONESTAR COPY PRODUCTS	146.95	199 E 12 6399 00 107 0 11 0 00	LIBRARY SUPPLIES - PRINTER
02/06/2024	15794	LONESTAR COPY PRODUCTS	146.95	199 E 12 6399 00 107 0 11 0 00	LIBRARY SUPPLIES - PRINTER
02/06/2024	15794	LONESTAR COPY PRODUCTS	146.95	199 E 12 6399 00 107 0 11 0 00	LIBRARY SUPPLIES - PRINTER
		Check Number 15794 Total:	440.85		
02/06/2024	15795	MARTIN, RYAN	396.64	199 E 36 6411 90 999 0 91 0 00	GRAPEVINE TRAVEL EXP 1/26
		Check Number 15795 Total:	396.64		
02/06/2024	15796	MID AMERICAN ENERGY SERVICES, LLC	24,055.39	199 E 51 6257 00 999 0 99 0 00	2023-24 ELECTRICAL USAGE-DISTRICTWIDE
		Check Number 15796 Total:	24,055.39		
02/06/2024	15797	OANAS, LAURA	29.91	199 E 23 6411 00 107 0 99 0 00	JAN INDISTRICT TRAVEL

YTD Check Register

Date Range: 02/01/2024 to 02/29/2024

EL CAMPO ISD

GENERAL OPERATING ACCOUNT - 02183080

Check Date	Chk Nbr	Vendor Name	Amount	Account Number	Description
Check Number 15797 Total:			29.91		
02/06/2024	15798	OFFICE DEPOT	23.52	199 E 23 6399 00 103 0 99 0 00	OFFICE SUPPLIES
02/06/2024	15798	OFFICE DEPOT	13.98	199 E 23 6399 00 103 0 99 0 00	OFFICE SUPPLIES
02/06/2024	15798	OFFICE DEPOT	0.00	199 E 23 6399 00 103 0 99 0 00	OFFICE SUPPLIES
02/06/2024	15798	OFFICE DEPOT	18.00	199 E 23 6399 00 103 0 99 0 00	OFFICE SUPPLIES
02/06/2024	15798	OFFICE DEPOT	13.54	199 E 23 6399 00 103 0 99 0 00	OFFICE SUPPLIES
02/06/2024	15798	OFFICE DEPOT	44.94	199 E 23 6399 00 103 0 99 0 00	OFFICE SUPPLIES
02/06/2024	15798	OFFICE DEPOT	17.50	199 E 23 6399 00 103 0 99 0 00	OFFICE SUPPLIES
02/06/2024	15798	OFFICE DEPOT	44.97	199 E 23 6399 00 103 0 99 0 00	OFFICE SUPPLIES
02/06/2024	15798	OFFICE DEPOT	9.11	199 E 23 6399 00 103 0 99 0 00	OFFICE SUPPLIES
02/06/2024	15798	OFFICE DEPOT	39.04	199 E 23 6399 00 103 0 99 0 00	OFFICE SUPPLIES
02/06/2024	15798	OFFICE DEPOT	42.07	199 E 23 6399 00 103 0 99 0 00	OFFICE SUPPLIES
02/06/2024	15798	OFFICE DEPOT	73.60	199 E 23 6399 00 103 0 99 0 00	OFFICE SUPPLIES
02/06/2024	15798	OFFICE DEPOT	0.00	199 E 23 6399 00 103 0 99 0 00	OFFICE SUPPLIES
Check Number 15798 Total:			340.27		
02/06/2024	15799	O'REILLY AUTO PARTS	122.05	199 E 11 6399 72 001 0 22 0 00	SUPPLIES AUTO TECH-#3 ALL ASPECTS OF AN INDUSTRY-J.FARRAR
Check Number 15799 Total:			122.05		
02/06/2024	15800	PCAT	2,000.00	199 E 34 6429 00 999 0 99 0 00	AUTO PROPERTY DAMAGE L. ESPINOSA
Check Number 15800 Total:			2,000.00		
02/06/2024	15801	PEAVY, BRENT	150.00	199 E 36 6299 00 041 0 91 W 00	BB OFFICIAL 2/1
Check Number 15801 Total:			150.00		
02/06/2024	15802	PEAVY, CAMERON	145.00	199 E 36 6299 00 041 0 91 W 00	BB OFFICIAL 2/1
Check Number 15802 Total:			145.00		
02/06/2024	15803	PILOTO, LILLIAN	77.05	199 E 13 6411 00 001 0 11 0 00	TRAVEL EXP 1/22
Check Number 15803 Total:			77.05		
02/06/2024	15804	RAFORD, TERRENCE	270.00	199 E 36 6299 00 001 0 91 W 00	BB OFFICIAL 1/26
Check Number 15804 Total:			270.00		
02/06/2024	15805	REEVE, TRAVIS	175.00	199 E 36 6411 90 999 0 91 0 00	TRAVEL EXP 2/1;2/2
Check Number 15805 Total:			175.00		
02/06/2024	15806	REGION 4 EDUC. SERVICE CENTER	60.00	199 E 34 6239 00 999 0 99 0 00	TRAINING
02/06/2024	15806	REGION 4 EDUC. SERVICE CENTER	60.00	199 E 34 6239 00 999 0 99 0 00	TRAINING
Check Number 15806 Total:			120.00		
02/06/2024	15807	REGIONAL STEEL PRODUCTS, INC.	2,564.81	199 E 11 6399 22 001 0 22 0 00	AG ENGINEERING SUPPLIES-#3 ALL ASPECTS OF AN INDUSTRY-A.WILSON
02/06/2024	15807	REGIONAL STEEL PRODUCTS, INC.	1,882.90	199 E 11 6399 22 001 0 22 0 00	AG ENGINEERING SUPPLIES-#3 ALL ASPECTS OF AN INDUSTRY-A.WILSON
Check Number 15807 Total:			4,447.71		
02/06/2024	15808	RHODEHAMEL. FRANK DYLAN	180.00	199 E 52 6299 00 001 0 91 W 00	BB SECURITY 1/26
Check Number 15808 Total:			180.00		
02/06/2024	15809	RIOUX HARDWARE	506.22	199 E 51 6316 00 999 0 99 0 00	GEN MAINT
Check Number 15809 Total:			506.22		
02/06/2024	15810	SARDINEA, CEDO	145.00	199 E 36 6299 00 041 0 91 W 00	BB OFFICIAL 2/1
Check Number 15810 Total:			145.00		
02/06/2024	15811	SKILLSUSA	40.00	199 E 36 6497 70 001 0 22 0 00	PROFESSIONAL SECONDARY ADVISOR ASE DUES-J. FARRAR

YTD Check Register

Date Range: 02/01/2024 to 02/29/2024

EL CAMPO ISD

GENERAL OPERATING ACCOUNT - 02183080

Check Date	Chk Nbr	Vendor Name	Amount	Account Number	Description
		Check Number 15811 Total:	40.00		
02/06/2024	15812	SKILLSUSA	224.00	199 E 36 6497 70 001 0 22 0 00	STUDENT STATE AND NATIONAL DUES
		Check Number 15812 Total:	224.00		
02/06/2024	15813	SKILLSUSA TX D9 LEADERSHIP & SKILLS CONTEST	50.00	199 E 36 6497 70 001 0 22 0 00	CONFERENCE FEE - J. FARRAR
02/06/2024	15813	SKILLSUSA TX D9 LEADERSHIP & SKILLS CONTEST	700.00	199 E 36 6497 70 001 0 22 0 00	STUDENT CONFERENCE FEES
		Check Number 15813 Total:	750.00		
02/06/2024	15814	SOUTHERN FLORAL COMPANY	33.46	199 E 11 6399 10 001 0 22 0 00	ADVANCED FLORAL DESIGN LAB SUPPLIES-YELLOW DAISYS, LEATHER LEAF, BLUE HYDRANGEA, PURPLE STATICE-#2 LINK TO POSTSECONDARY CTE
02/06/2024	15814	SOUTHERN FLORAL COMPANY	34.65	199 E 11 6399 10 001 0 22 0 00	ADVANCED FLORAL DESIGN LAB SUPPLIES-YELLOW DAISYS, LEATHER LEAF, BLUE HYDRANGEA, PURPLE STATICE-#2 LINK TO POSTSECONDARY CTE
02/06/2024	15814	SOUTHERN FLORAL COMPANY	94.50	199 E 11 6399 10 001 0 22 0 00	ADVANCED FLORAL DESIGN LAB SUPPLIES-YELLOW DAISYS, LEATHER LEAF, BLUE HYDRANGEA, PURPLE STATICE-#2 LINK TO POSTSECONDARY CTE
02/06/2024	15814	SOUTHERN FLORAL COMPANY	102.50	199 E 11 6399 10 001 0 22 0 00	ADVANCED FLORAL DESIGN LAB SUPPLIES-YELLOW DAISYS, LEATHER LEAF, BLUE HYDRANGEA, PURPLE STATICE-#2 LINK TO POSTSECONDARY CTE
02/06/2024	15814	SOUTHERN FLORAL COMPANY	105.00	199 E 11 6399 10 001 0 22 0 00	ADVANCED FLORAL DESIGN LAB SUPPLIES-YELLOW DAISYS, LEATHER LEAF, BLUE HYDRANGEA, PURPLE STATICE-#2 LINK TO POSTSECONDARY CTE
02/06/2024	15814	SOUTHERN FLORAL COMPANY	22.25	199 E 11 6399 10 001 0 22 0 00	ADVANCED FLORAL DESIGN LAB SUPPLIES-YELLOW DAISYS, LEATHER LEAF, BLUE HYDRANGEA, PURPLE STATICE-#2 LINK TO POSTSECONDARY CTE
02/06/2024	15814	SOUTHERN FLORAL COMPANY	88.77	199 E 11 6399 10 001 0 22 0 00	ADVANCED FLORAL DESIGN LAB SUPPLIES-YELLOW DAISYS, LEATHER LEAF, BLUE HYDRANGEA, PURPLE STATICE-#2 LINK TO POSTSECONDARY CTE
02/06/2024	15814	SOUTHERN FLORAL COMPANY	65.25	199 E 11 6399 10 001 0 22 0 00	ADVANCED FLORAL DESIGN LAB SUPPLIES-YELLOW DAISYS, LEATHER LEAF, BLUE HYDRANGEA, PURPLE STATICE-#2 LINK TO POSTSECONDARY CTE
02/06/2024	15814	SOUTHERN FLORAL COMPANY	91.00	199 E 11 6399 10 001 0 22 0 00	ADVANCED FLORAL DESIGN LAB SUPPLIES-YELLOW DAISYS, LEATHER LEAF, BLUE HYDRANGEA, PURPLE STATICE-#2 LINK TO POSTSECONDARY CTE
02/06/2024	15814	SOUTHERN FLORAL COMPANY	47.25	199 E 11 6399 10 001 0 22 0 00	ADVANCED FLORAL DESIGN LAB SUPPLIES-YELLOW DAISYS, LEATHER LEAF, BLUE HYDRANGEA, PURPLE STATICE-#2 LINK TO POSTSECONDARY CTE

YTD Check Register

Date Range: 02/01/2024 to 02/29/2024

EL CAMPO ISD

GENERAL OPERATING ACCOUNT - 02183080

Check Date	Chk Nbr	Vendor Name	Amount	Account Number	Description
02/06/2024	15814	SOUTHERN FLORAL COMPANY	19.95	199 E 11 6399 10 001 0 22 0 00	ADVANCED FLORAL DESIGN LAB SUPPLIES-YELLOW DAISYS, LEATHER LEAF, BLUE HYDRANGEA, PURPLE STATICE-#2 LINK TO POSTSECONDARY CTE
02/06/2024	15814	SOUTHERN FLORAL COMPANY	18.83	199 E 11 6399 10 001 0 22 0 00	ADVANCED FLORAL DESIGN LAB SUPPLIES-YELLOW DAISYS, LEATHER LEAF, BLUE HYDRANGEA, PURPLE STATICE-#2 LINK TO POSTSECONDARY CTE
02/06/2024	15814	SOUTHERN FLORAL COMPANY	17.90	199 E 11 6399 10 001 0 22 0 00	ADVANCED FLORAL DESIGN LAB SUPPLIES-YELLOW DAISYS, LEATHER LEAF, BLUE HYDRANGEA, PURPLE STATICE-#2 LINK TO POSTSECONDARY CTE
		Check Number 15814 Total:	741.31		
02/06/2024	15815	STEWART, BENJAMIN PETER	240.00	199 E 36 6497 12 001 0 99 0 00	TOURNAMENT SERVICES
		Check Number 15815 Total:	240.00		
02/06/2024	15816	STOCKTON, SUSAN L	4,335.00	437 E 11 6216 04 751 0 23 0 00	COUNSELING SERVICES 12/12-1/26
		Check Number 15816 Total:	4,335.00		
02/06/2024	15817	SUPERIOR MOTOR PARTS	166.16	199 E 11 6399 72 001 0 22 0 00	AUTO TECH LAB SUPPLIES-PARTS, TOOLS, OIL, HOSES-#2 LINK TO POSTSECONDARY CTE
02/06/2024	15817	SUPERIOR MOTOR PARTS	170.20	199 E 11 6399 72 001 0 22 0 00	AUTO TECH LAB SUPPLIES-PARTS, TOOLS, OIL, HOSES-#2 LINK TO POSTSECONDARY CTE
02/06/2024	15817	SUPERIOR MOTOR PARTS	-60.90	199 E 11 6399 72 001 0 22 0 00	CREDIT ON STATEMENT 11/26
		Check Number 15817 Total:	275.46		
02/06/2024	15818	SUTHERLANDS	51.97	199 E 11 6399 03 041 0 11 0 00	Supplies GCT
02/06/2024	15818	SUTHERLANDS	1,296.30	199 E 11 6399 03 041 0 11 0 00	Supplies GCT
02/06/2024	15818	SUTHERLANDS	83.54	199 E 51 6316 00 999 0 99 0 00	MAINT EXP
02/06/2024	15818	SUTHERLANDS	55.40	199 E 51 6316 00 999 0 99 0 00	MAINT EXP
02/06/2024	15818	SUTHERLANDS	15.77	199 E 51 6316 00 999 0 99 0 00	MAINT EXP
02/06/2024	15818	SUTHERLANDS	49.99	199 E 51 6316 00 999 0 99 0 00	MAINT EXP
02/06/2024	15818	SUTHERLANDS	444.74	199 E 51 6316 00 999 0 99 0 00	MAINT EXP
02/06/2024	15818	SUTHERLANDS	110.85	199 E 51 6316 00 999 0 99 0 00	CARPENTER PARTS
02/06/2024	15818	SUTHERLANDS	67.03	199 E 51 6316 00 999 0 99 0 00	GEN MAINT SUPPLIES
02/06/2024	15818	SUTHERLANDS	181.37	199 E 51 6316 00 999 0 99 0 00	GEN MAINT SUPPLIES
		Check Number 15818 Total:	2,356.96		
02/06/2024	15819	TIDEHAVEN ATHLETICS	256.00	199 E 36 6412 90 001 0 91 0 PL	POWELIFTING MEALS 2/10
		Check Number 15819 Total:	256.00		
02/06/2024	15820	TIDEHAVEN ATHLETICS	1,050.00	199 E 36 6499 90 001 0 91 0 PL	ECHS POWERLIFTING ENTRY* 2/10
		Check Number 15820 Total:	1,050.00		
02/06/2024	15821	TIVA	275.00	199 E 36 6497 70 001 0 22 0 00	TIVA ACTIVE MEMBERSHIP DUES-TRESSIE GARDNER-#1ACADEMIC/CTE INTEGRATION
		Check Number 15821 Total:	275.00		
02/06/2024	15822	UNIFIRST CORPORATION	44.70	199 E 34 6299 00 999 0 99 0 00	LAUNDRY SERVICE
02/06/2024	15822	UNIFIRST CORPORATION	5.13	199 E 11 6299 70 001 0 22 0 00	AUTO TECH UNIFORM SERVICE 2023-24
		Check Number 15822 Total:	49.83		
02/06/2024	15823	UNITED AGRICULTURAL COOPERATIVE, IN	109.86	199 E 11 6399 22 001 0 22 0 00	AG ENGINEERING SUPPLIES-#1 ACADEMIC/CTE INTEGRATION-A.WILSON

YTD Check Register

Date Range: 02/01/2024 to 02/29/2024

EL CAMPO ISD

GENERAL OPERATING ACCOUNT - 02183080

Check Date	Chk Nbr	Vendor Name	Amount	Account Number	Description
02/06/2024	15823	UNITED AGRICULTURAL COOPERATIVE, IN	263.44	199 E 11 6399 81 001 0 22 0 00	AG BARN SUPPLIES - SHOVELS, BROOMS, PIG QUIRKS, CHAIN, PANELS, SHAVINGS, FLY TAGS - #1 ACADEMIC/CTE INTEGRATION
02/06/2024	15823	UNITED AGRICULTURAL COOPERATIVE, IN	19.99	199 E 51 6316 00 999 0 99 0 00	GEN MAINT
02/06/2024	15823	UNITED AGRICULTURAL COOPERATIVE, IN	61.08	199 E 51 6316 00 999 0 99 0 00	GEN MAINT
02/06/2024	15823	UNITED AGRICULTURAL COOPERATIVE, IN	99.99	199 E 34 6399 01 999 0 99 0 00	SHOP SUPPLIES
		Check Number 15823 Total:	554.36		
02/06/2024	15824	VANGORP, MARK A	75.00	199 E 36 6299 00 001 0 91 W 00	GAME WORKER 1/26
		Check Number 15824 Total:	75.00		
02/06/2024	15825	WALMART COMMUNITY	153.23	199 E 11 6399 21 001 0 11 0 00	SCIENCE SUPP
02/06/2024	15825	WALMART COMMUNITY	555.73	199 E 11 6399 00 001 0 11 0 00	INSTRUCTIONAL SUPP
02/06/2024	15825	WALMART COMMUNITY	86.76	199 E 11 6399 21 041 0 11 0 00	SCIENCE SUPP
02/06/2024	15825	WALMART COMMUNITY	7.68	199 E 11 6399 21 102 0 11 0 00	SCIENCE SUPPLIES
02/06/2024	15825	WALMART COMMUNITY	53.93	199 E 23 6399 00 103 0 99 0 00	ADMINISTRATIVE SUPPLIES
02/06/2024	15825	WALMART COMMUNITY	36.50	199 E 33 6399 00 103 0 99 0 00	HEALTH SUPPLIES
02/06/2024	15825	WALMART COMMUNITY	65.21	437 E 21 6399 00 751 0 23 0 00	SPED SUPPLIES
02/06/2024	15825	WALMART COMMUNITY	30.86	199 E 11 6399 00 102 0 23 0 00	ITEMS NEEDED FOR WORK BOXES/CENTER BOXES AT HUTCHINS LIFESKILLS
02/06/2024	15825	WALMART COMMUNITY	58.23	199 E 11 6399 01 107 0 11 0 00	PREK SUPP
02/06/2024	15825	WALMART COMMUNITY	25.17	199 E 11 6399 21 107 0 11 0 00	SPRING 2024 SCIENCE CLASSROOM SUPPLIES - PRE-K
02/06/2024	15825	WALMART COMMUNITY	582.90	199 E 11 6399 79 001 0 22 0 00	ADVANCED CULINARY-ALL ASPECTS OF AN INDUSTRY-L.POENITZSCH
02/06/2024	15825	WALMART COMMUNITY	165.79	199 E 11 6399 78 001 0 22 0 00	INTRODUCTION TO CULINARY-ALL ASPECTS OF AN INDUSTRY-K.HARP
02/06/2024	15825	WALMART COMMUNITY	370.43	199 E 11 6399 72 001 0 22 0 00	SUPPLIES AUTO TECH-#1 ACADEMIC/CTE INTEGRATION-J.FARRAR
02/06/2024	15825	WALMART COMMUNITY	258.88	199 E 11 6399 10 001 0 22 0 00	ADVANCED FLORAL DESIGN LAB SUPPLIES-ARTIFICIAL FLOWERS, RIBBON, HOT GLUE-#3 ALL ASPECTS OF AN INDUSTRY
02/06/2024	15825	WALMART COMMUNITY	17.98	199 E 51 6399 00 999 0 99 0 00	GEN MAINT SUPPLIES
02/06/2024	15825	WALMART COMMUNITY	19.16	199 E 51 6315 00 999 0 99 0 00	JANITORIAL SUPPLIES
02/06/2024	15825	WALMART COMMUNITY	84.93	199 E 51 6317 00 999 0 99 0 00	GROUNDS
02/06/2024	15825	WALMART COMMUNITY	20.11	199 E 51 6316 00 999 0 99 0 00	GEN MAINT
02/06/2024	15825	WALMART COMMUNITY	18.88	199 E 34 6399 02 999 0 99 0 00	TRANS SUPP
02/06/2024	15825	WALMART COMMUNITY	140.24	199 E 41 6399 00 720 0 99 0 00	23/24 STAFF DEV/SUPPLIES/MATERIALS
02/06/2024	15825	WALMART COMMUNITY	109.52	199 E 41 6399 00 750 0 99 0 00	23/24 STAFF DEV/SUPPLIES/MATERIALS
02/06/2024	15825	WALMART COMMUNITY	215.54	199 E 36 6399 90 999 0 91 0 00	ATHLETIC SUPP
		Check Number 15825 Total:	3,077.66		
02/06/2024	15826	WEESE, JASON	210.00	199 E 36 6299 00 001 0 91 W 00	BB OFFICIAL 1/26
		Check Number 15826 Total:	210.00		
02/06/2024	15827	WEX BANK	350.98	199 E 34 6311 00 999 0 99 0 00	FUEL CREDIT CARD
		Check Number 15827 Total:	350.98		
02/06/2024	15828	WHARTON CO. ELECTRIC CO-OP	1,673.00	199 E 51 6257 00 999 0 99 0 00	MAINT & TRANS ELECTRICAL USAGE
		Check Number 15828 Total:	1,673.00		

YTD Check Register

Date Range: 02/01/2024 to 02/29/2024

EL CAMPO ISD

GENERAL OPERATING ACCOUNT - 02183080

Check Date	Chk Nbr	Vendor Name	Amount	Account Number	Description
02/06/2024	15829	WHARTON CO. ELECTRIC CO-OP	14,391.00	199 E 51 6257 00 999 0 99 0 00	ECMS ELECTRICAL EXPENSE JAN 2024
		Check Number 15829 Total:	14,391.00		
02/06/2024	15830	WHARTON COUNTY	2,500.00	199 E 41 6499 00 720 0 99 0 00	23/24 YR-1 SEAT JUVENILE PROBATION DEPT.
		Check Number 15830 Total:	2,500.00		
02/06/2024	15831	WHATABURGER RESTAURANTS, LLC	197.59	199 E 36 6412 90 001 0 91 0 SC	BOYS SOCCER MEALS 1/22
02/06/2024	15831	WHATABURGER RESTAURANTS, LLC	134.70	199 E 36 6412 90 001 0 91 0 PL	POWERLIFTING MEALS 1/27
02/06/2024	15831	WHATABURGER RESTAURANTS, LLC	152.99	199 E 36 6412 90 001 0 91 0 SC	BOYS SOCCER MEALS 1/30
		Check Number 15831 Total:	485.28		
02/14/2024	15832	ADT COMMERCIAL	36.08	199 E 51 6299 00 999 0 99 0 00	FIRE MONITORING
02/14/2024	15832	ADT COMMERCIAL	36.08	199 E 51 6299 00 999 0 99 0 00	FIRE MONITORING
		Check Number 15832 Total:	72.16		
02/14/2024	15833	AMAZON	29.99	244 E 11 6399 00 001 4 22 0 00	FEDERAL SUPPLIES FOR CULINARY TRAILER-WATER HATCH FILL DISH LOCK KEYS RV TRAILER, LEGEND BACKWATER VALVE, DUMP RV DRAIN SEWER WASTE VALVE-#2 LINK TO POSTSECONDARY CTE
02/14/2024	15833	AMAZON	30.00	244 E 11 6399 00 001 4 22 0 00	FEDERAL SUPPLIES FOR CULINARY TRAILER-WATER HATCH FILL DISH LOCK KEYS RV TRAILER, LEGEND BACKWATER VALVE, DUMP RV DRAIN SEWER WASTE VALVE-#2 LINK TO POSTSECONDARY CTE
02/14/2024	15833	AMAZON	17.99	244 E 11 6399 00 001 4 22 0 00	FEDERAL SUPPLIES FOR CULINARY TRAILER-WATER HATCH FILL DISH LOCK KEYS RV TRAILER, LEGEND BACKWATER VALVE, DUMP RV DRAIN SEWER WASTE VALVE-#2 LINK TO POSTSECONDARY CTE
		Check Number 15833 Total:	77.98		
02/14/2024	15834	AMERICAN EXPRESS	1,305.72	199 E 12 6411 00 999 0 11 Y 00	TCEA CONFERENCE - HILTON AUSTIN
		Check Number 15834 Total:	1,305.72		
02/14/2024	15835	AMERICAN EXPRESS	470.24	199 E 31 6411 01 999 0 99 Y 00	TSNAP CONFERENCE - RENAISSANCE HOTEL
02/14/2024	15835	AMERICAN EXPRESS	-23.88	199 E 31 6411 01 999 0 99 Y 00	TSNAP CONFERENCE - RENAISSANCE HOTEL
		Check Number 15835 Total:	446.36		
02/14/2024	15836	AMERICAN EXPRESS	128.07	199 E 51 6411 00 999 0 99 0 00	TX DEPT OF AG LICENSE RENEWAL
		Check Number 15836 Total:	128.07		
02/14/2024	15837	AMERICAN EXPRESS	90.00	199 E 51 6411 00 999 0 99 0 00	REGISTRATION FEES
		Check Number 15837 Total:	90.00		
02/14/2024	15838	AMERICAN EXPRESS	65.25	199 E 36 6411 70 001 0 22 0 00	FT WORTH STOCK SHOW HOTEL EXP
		Check Number 15838 Total:	65.25		
02/14/2024	15839	AMERICAN EXPRESS	795.88	199 E 36 6412 90 001 0 91 0 SC	BOYS SOCCER MEALS
		Check Number 15839 Total:	795.88		
02/14/2024	15840	AMERICAN EXPRESS	39.00	199 E 41 6499 00 750 0 99 0 00	ADMIN FEE
		Check Number 15840 Total:	39.00		
02/14/2024	15841	AMERICAN EXPRESS	276.06	199 E 36 6411 90 999 0 91 0 00	ALAMO COACH CLINIC HOTEL
		Check Number 15841 Total:	276.06		
02/14/2024	15842	AMERICAN EXPRESS	130.67	199 E 41 6399 00 702 0 99 0 00	SCHOOL BOARD APP
		Check Number 15842 Total:	130.67		

YTD Check Register

Date Range: 02/01/2024 to 02/29/2024

EL CAMPO ISD

GENERAL OPERATING ACCOUNT - 02183080

Check Date	Chk Nbr	Vendor Name	Amount	Account Number	Description
02/14/2024	15843	AMERICAN MECHANICAL SERVICES	984.17	199 E 51 6249 00 999 0 99 0 00	INV#1368582-HUTCHINS SENSORS
		Check Number 15843 Total:	984.17		
02/14/2024	15844	AMSTERDAM PRINTING AND LITHO, INC.	341.10	199 E 11 6499 00 001 0 11 0 00	CAMPUS CALENDARS
02/14/2024	15844	AMSTERDAM PRINTING AND LITHO, INC.	105.04	199 E 11 6499 00 001 0 11 0 00	CAMPUS CALENDARS
		Check Number 15844 Total:	446.14		
02/14/2024	15845	APOLLO WATER SERVICES	3,083.33	199 E 51 6249 00 999 0 99 0 00	IPA CONTRACT
		Check Number 15845 Total:	3,083.33		
02/14/2024	15846	AT&T MOBILITY	1,079.06	199 E 51 6256 00 999 0 99 0 00	DISTRICTWIDE CELL PHONE EXPENSE 23/24
		Check Number 15846 Total:	1,079.06		
02/14/2024	15847	BABCOCK, CLINTON	35.00	199 E 36 6299 00 001 0 91 W 00	BSB OFFICIAL 2/6
		Check Number 15847 Total:	35.00		
02/14/2024	15848	BAYES ACHIEVEMENT CENTER, INC.	20,799.09	315 E 11 6216 10 751 4 23 0 00	FEBRUARY RESIDENTIAL SERVICES
02/14/2024	15848	BAYES ACHIEVEMENT CENTER, INC.	20,442.68	315 E 11 6216 00 751 4 23 0 00	FEBRUARY RESIDENTIAL SERVICES
		Check Number 15848 Total:	41,241.77		
02/14/2024	15849	BLANCAFLOR, FRANCIEZCA E	110.00	199 E 36 6299 00 001 0 91 W 00	SOCCER OFFICIAL 2/1
02/14/2024	15849	BLANCAFLOR, FRANCIEZCA E	185.00	199 E 36 6299 00 001 0 91 W 00	SOCCER OFFICIAL 2/6
		Check Number 15849 Total:	295.00		
02/14/2024	15850	CDW GOVERNMENT, INC.	5,110.00	199 E 21 6397 00 999 0 99 T EC	APC SMART UPS - BATTERY BACKUPS
02/14/2024	15850	CDW GOVERNMENT, INC.	1,360.00	199 E 21 6399 00 999 0 99 T EC	ACER CHROMEBOOK SPIN
02/14/2024	15850	CDW GOVERNMENT, INC.	155.00	199 E 21 6399 00 999 0 99 T EC	ACER CHROMEBOOK SPIN
		Check Number 15850 Total:	6,625.00		
02/14/2024	15851	CINTAS CORPORATION	404.08	199 E 51 6319 00 999 0 99 0 00	MEDICINE CABINET
02/14/2024	15851	CINTAS CORPORATION	96.15	199 E 34 6399 01 999 0 99 0 00	SUPPLIES
		Check Number 15851 Total:	500.23		
02/14/2024	15852	COASTAL PLAINS UMPIRE CHAPTER	575.00	199 E 36 6299 00 001 0 91 W 00	SCRIMMAGE FEES
		Check Number 15852 Total:	575.00		
02/14/2024	15853	COLLEGE BOARD/SPRINGBOARD	406.80	199 E 11 6299 00 041 0 11 Y AV	PSAT 8/9 EL CAMPO MIDDLE SCHOOL
		Check Number 15853 Total:	406.80		
02/14/2024	15854	CORTEZ, MCKAYLA N	219.56	199 E 36 6299 00 001 0 91 W 00	SOCCER OFFICIAL 2/2
		Check Number 15854 Total:	219.56		
02/14/2024	15855	COTTON, STEPHEN	210.00	199 E 36 6299 00 001 0 91 W 00	BB OFFICIAL 2/2
		Check Number 15855 Total:	210.00		
02/14/2024	15856	DEMCO, INC.	34.03	199 E 12 6399 00 107 0 11 0 00	LIBRARY SUPPLIES
02/14/2024	15856	DEMCO, INC.	43.00	199 E 12 6399 00 107 0 11 0 00	LIBRARY SUPPLIES
02/14/2024	15856	DEMCO, INC.	19.95	199 E 12 6399 00 107 0 11 0 00	LIBRARY SUPPLIES
02/14/2024	15856	DEMCO, INC.	12.90	199 E 12 6399 00 107 0 11 0 00	LIBRARY SUPPLIES
02/14/2024	15856	DEMCO, INC.	12.90	199 E 12 6399 00 107 0 11 0 00	LIBRARY SUPPLIES
02/14/2024	15856	DEMCO, INC.	12.90	199 E 12 6399 00 107 0 11 0 00	LIBRARY SUPPLIES
02/14/2024	15856	DEMCO, INC.	12.90	199 E 12 6399 00 107 0 11 0 00	LIBRARY SUPPLIES
02/14/2024	15856	DEMCO, INC.	12.90	199 E 12 6399 00 107 0 11 0 00	LIBRARY SUPPLIES
02/14/2024	15856	DEMCO, INC.	12.90	199 E 12 6399 00 107 0 11 0 00	LIBRARY SUPPLIES

YTD Check Register

Date Range: 02/01/2024 to 02/29/2024

EL CAMPO ISD

GENERAL OPERATING ACCOUNT - 02183080

Check Date	Chk Nbr	Vendor Name	Amount	Account Number	Description
02/14/2024	15856	DEMCO, INC.	12.90	199 E 12 6399 00 107 0 11 0 00	LIBRARY SUPPLIES
02/14/2024	15856	DEMCO, INC.	30.96	199 E 12 6399 00 107 0 11 0 00	LIBRARY SUPPLIES
02/14/2024	15856	DEMCO, INC.	30.96	199 E 12 6399 00 107 0 11 0 00	LIBRARY SUPPLIES
02/14/2024	15856	DEMCO, INC.	30.96	199 E 12 6399 00 107 0 11 0 00	LIBRARY SUPPLIES
02/14/2024	15856	DEMCO, INC.	22.87	199 E 12 6399 00 107 0 11 0 00	LIBRARY SUPPLIES
02/14/2024	15856	DEMCO, INC.	9.89	199 E 12 6399 00 107 0 11 0 00	LIBRARY SUPPLIES
02/14/2024	15856	DEMCO, INC.	34.16	199 E 12 6399 00 107 0 11 0 00	LIBRARY SUPPLIES
02/14/2024	15856	DEMCO, INC.	98.85	199 E 12 6399 00 107 0 11 0 00	LIBRARY SUPPLIES
02/14/2024	15856	DEMCO, INC.	7.60	199 E 12 6399 00 107 0 11 0 00	LIBRARY SUPPLIES
02/14/2024	15856	DEMCO, INC.	22.80	199 E 12 6399 00 107 0 11 0 00	LIBRARY SUPPLIES
02/14/2024	15856	DEMCO, INC.	25.62	199 E 12 6399 00 107 0 11 0 00	LIBRARY SUPPLIES
02/14/2024	15856	DEMCO, INC.	25.65	199 E 12 6399 00 107 0 11 0 00	LIBRARY SUPPLIES
02/14/2024	15856	DEMCO, INC.	25.65	199 E 12 6399 00 107 0 11 0 00	LIBRARY SUPPLIES
02/14/2024	15856	DEMCO, INC.	44.56	199 E 12 6399 00 107 0 11 0 00	LIBRARY SUPPLIES
Check Number 15856 Total:			597.81		
02/14/2024	15857	DEWITT POTH AND SON	459.50	199 E 11 6399 11 001 0 11 0 00	CAMPUS INSTRUCTIONAL SUPPLIES
02/14/2024	15857	DEWITT POTH AND SON	459.50	199 E 11 6399 18 001 0 11 0 00	CAMPUS INSTRUCTIONAL SUPPLIES
02/14/2024	15857	DEWITT POTH AND SON	459.50	199 E 11 6399 19 001 0 11 0 00	CAMPUS INSTRUCTIONAL SUPPLIES
02/14/2024	15857	DEWITT POTH AND SON	459.50	199 E 11 6399 21 001 0 11 0 00	CAMPUS INSTRUCTIONAL SUPPLIES
02/14/2024	15857	DEWITT POTH AND SON	459.50	199 E 11 6399 35 001 0 21 0 00	CAMPUS INSTRUCTIONAL SUPPLIES
02/14/2024	15857	DEWITT POTH AND SON	61.56	199 E 11 6399 11 001 0 11 0 00	CAMPUS INSTRUCTIONAL SUPPLIES
02/14/2024	15857	DEWITT POTH AND SON	61.56	199 E 11 6399 18 001 0 11 0 00	CAMPUS INSTRUCTIONAL SUPPLIES
02/14/2024	15857	DEWITT POTH AND SON	61.56	199 E 11 6399 19 001 0 11 0 00	CAMPUS INSTRUCTIONAL SUPPLIES
02/14/2024	15857	DEWITT POTH AND SON	61.56	199 E 11 6399 21 001 0 11 0 00	CAMPUS INSTRUCTIONAL SUPPLIES
02/14/2024	15857	DEWITT POTH AND SON	61.56	199 E 11 6399 35 001 0 21 0 00	CAMPUS INSTRUCTIONAL SUPPLIES
Check Number 15857 Total:			2,605.30		
02/14/2024	15858	EDER, SARAH	1,794.48	255 E 13 6411 35 001 4 11 0 00	TCEA CONFERENCE REIMBURSEMENT
02/14/2024	15858	EDER, SARAH	-1,794.48	255 E 13 6411 35 001 4 11 0 00	TCEA CONFERENCE REIMBURSEMENT
Check Number 15858 Total:			0.00		
02/14/2024	15859	EL CAMPO LEADER NEWS	325.50	199 E 41 6491 00 720 0 99 0 00	23/24 CLASSIFIED ADVERTISEMENTS&PUBLIC NOTICES
02/14/2024	15859	EL CAMPO LEADER NEWS	409.34	199 E 41 6499 00 720 0 99 0 00	23/24 CLASSIFIED ADVERTISEMENTS&PUBLIC NOTICES
Check Number 15859 Total:			734.84		
02/14/2024	15860	EL CAMPO MEMORIAL HOSPITAL	1,900.00	437 E 11 6216 00 751 0 23 0 00	THERAPY SERVICES
Check Number 15860 Total:			1,900.00		
02/14/2024	15861	EL CAMPO MIDDLE SCHOOL	64.00	199 E 36 6399 00 041 0 99 0 00	DOMINOS PIZZA REIM
02/14/2024	15861	EL CAMPO MIDDLE SCHOOL	176.00	199 E 36 6399 00 041 0 99 0 00	PIZZA HUT REIM 2/9
Check Number 15861 Total:			240.00		
02/14/2024	15862	EL CAMPO PARTS	266.96	199 E 34 6399 01 999 0 99 0 00	SHOP SUPPLIES
Check Number 15862 Total:			266.96		
02/14/2024	15863	FARLEY SR, CORDELL	110.00	199 E 36 6299 00 001 0 91 W 00	BB OFFICIAL 2/2
Check Number 15863 Total:			110.00		
02/14/2024	15864	FUECHEC, TODD	322.60	199 E 23 6411 70 001 0 22 0 00	CTAT TRAVEL EXP 2/4-6
Check Number 15864 Total:			322.60		
02/14/2024	15865	FURMAN, BRIAN	270.00	199 E 36 6299 00 001 0 91 W 00	BB OFFICIAL 2/2

YTD Check Register

Date Range: 02/01/2024 to 02/29/2024

EL CAMPO ISD

GENERAL OPERATING ACCOUNT - 02183080

Check Date	Chk Nbr	Vendor Name	Amount	Account Number	Description
		Check Number 15865 Total:	270.00		
02/14/2024	15866	GANADO ATHLETIC BOOSTER CLUB	1,050.00	199 E 36 6499 90 001 0 91 0 PL	POWERLIFTING ENTRY 2/17
		Check Number 15866 Total:	1,050.00		
02/14/2024	15867	GANADO ATHLETIC BOOSTER CLUB	288.00	199 E 36 6412 90 001 0 91 0 PL	2/17 POWERLIFTING MEALS
		Check Number 15867 Total:	288.00		
02/14/2024	15868	GARCIA, YVETTE	25.37	199 E 11 6411 00 999 0 37 0 00	MLIEAGE REIMBURSEMENT 12-14-23 TO 1-31-24
		Check Number 15868 Total:	25.37		
02/14/2024	15869	GARDNER, TRESSIE	24.00	199 E 36 6412 70 001 0 22 0 00	STATE BOARD EXAM MEALS
		Check Number 15869 Total:	24.00		
02/14/2024	15870	GRAINGER	336.50	199 E 51 6316 00 999 0 99 0 00	GEN MAINT
02/14/2024	15870	GRAINGER	8.04	199 E 51 6316 00 999 0 99 0 00	GEN MAINT
		Check Number 15870 Total:	344.54		
02/14/2024	15871	H.E. BUTT GROCERY	59.52	199 E 11 6399 00 001 0 11 0 00	INSTRUCTIONAL SUPP
02/14/2024	15871	H.E. BUTT GROCERY	99.34	437 E 21 6499 00 751 0 23 0 00	SPECIAL ED SUPP
02/14/2024	15871	H.E. BUTT GROCERY	32.98	199 E 11 6399 01 107 0 11 0 00	INSTRUCTIONAL SUPP
02/14/2024	15871	H.E. BUTT GROCERY	748.71	199 E 11 6399 78 001 0 22 0 00	INTRODUCTION TO CULINARY-ALL ASPECTS OF AN INDUSTRY-K.HARP
02/14/2024	15871	H.E. BUTT GROCERY	1,203.53	199 E 11 6399 78 001 0 22 0 00	INTRODUCTION TO CULINARY LAB SUPPLIES-PRODUCE, MEATS, POULTRY, CAN GOODS, CLEANING SUPPLIES-#1 ACADEMIC/CTE INTEGRATION
02/14/2024	15871	H.E. BUTT GROCERY	2,364.97	199 E 11 6399 79 001 0 22 0 00	ADVANCED CULINARY LAB SUPPLIES- DRY FOODS, PRODUCE, PAPER PRODUCTS-#2 LINK TO POSTSECONDARY CTE
		Check Number 15871 Total:	4,509.05		
02/14/2024	15872	HAMPTON INN & SUITES SAN ANTONIO AIRPORT	498.04	199 E 36 6411 90 001 0 91 0 SM	STATE SWIM MEET HOTEL 2/15-16
02/14/2024	15872	HAMPTON INN & SUITES SAN ANTONIO AIRPORT	820.76	199 E 36 6412 90 999 0 91 0 00	STATE SWIM MEET HOTEL 2/15-16
		Check Number 15872 Total:	1,318.80		
02/14/2024	15873	HARRIS COUNTY DEPT OF EDUCATION	27,500.00	199 E 11 6216 00 999 0 23 0 00	COUNSELING SVCS & EDUCATIONAL SVCS
		Check Number 15873 Total:	27,500.00		
02/14/2024	15874	HASHIDA, HOWARD M	110.00	199 E 36 6299 00 001 0 91 W 00	BB OFFICIAL 2/2
		Check Number 15874 Total:	110.00		
02/14/2024	15875	HASTY AWARDS	199.50	199 E 36 6498 97 001 0 91 0 00	Ricebird Relay Awards
02/14/2024	15875	HASTY AWARDS	24.59	199 E 36 6498 97 001 0 91 0 00	Ricebird Relay Awards
02/14/2024	15875	HASTY AWARDS	147.06	199 E 36 6399 97 041 0 91 0 00	MS Track Awards
02/14/2024	15875	HASTY AWARDS	147.06	199 E 36 6399 97 041 0 91 0 00	MS Track Awards
02/14/2024	15875	HASTY AWARDS	51.30	199 E 36 6399 97 041 0 91 0 00	MS Track Awards
02/14/2024	15875	HASTY AWARDS	42.59	199 E 36 6399 97 041 0 91 0 00	MS Track Awards
02/14/2024	15875	HASTY AWARDS	0.00	199 E 36 6399 97 041 0 91 0 00	MS Track Awards
02/14/2024	15875	HASTY AWARDS	147.06	199 E 36 6399 98 041 0 91 0 00	MS Track Awards
02/14/2024	15875	HASTY AWARDS	0.00	199 E 36 6399 97 041 0 91 0 00	MS Track Awards
02/14/2024	15875	HASTY AWARDS	51.30	199 E 36 6399 98 041 0 91 0 00	MS Track Awards
02/14/2024	15875	HASTY AWARDS	0.00	199 E 36 6399 97 041 0 91 0 00	MS Track Awards
02/14/2024	15875	HASTY AWARDS	147.06	199 E 36 6399 98 041 0 91 0 00	MS Track Awards

YTD Check Register

Date Range: 02/01/2024 to 02/29/2024

EL CAMPO ISD

GENERAL OPERATING ACCOUNT - 02183080

Check Date	Chk Nbr	Vendor Name	Amount	Account Number	Description
02/14/2024	15875	HASTY AWARDS	0.00	199 E 36 6399 97 041 0 91 0 00	MS Track Awards
02/14/2024	15875	HASTY AWARDS	51.30	199 E 36 6399 98 041 0 91 0 00	MS Track Awards
		Check Number 15875 Total:	1,008.82		
02/14/2024	15876	HDP LTD.	4,115.10	199 E 51 6249 00 999 0 99 0 00	HVAC MOTORS
02/14/2024	15876	HDP LTD.	150.00	199 E 51 6249 00 999 0 99 0 00	HVAC MOTORS
02/14/2024	15876	HDP LTD.	5,946.66	199 E 51 6249 00 999 0 99 0 00	MIDDLE SCHOOL COOLING TOWER
02/14/2024	15876	HDP LTD.	1,050.00	199 E 51 6249 00 999 0 99 0 00	MIDDLE SCHOOL COOLING TOWER
02/14/2024	15876	HDP LTD.	2,045.07	199 E 51 6249 00 999 0 99 0 00	HUTCHINS CHILLER MOTORS
02/14/2024	15876	HDP LTD.	80.00	199 E 51 6249 00 999 0 99 0 00	HUTCHINS CHILLER MOTORS
02/14/2024	15876	HDP LTD.	22.33	199 E 51 6249 00 999 0 99 0 00	HVAC FILTERS
02/14/2024	15876	HDP LTD.	31.54	199 E 51 6249 00 999 0 99 0 00	HVAC FILTERS
02/14/2024	15876	HDP LTD.	21.10	199 E 51 6249 00 999 0 99 0 00	HVAC FILTERS
02/14/2024	15876	HDP LTD.	19.48	199 E 51 6249 00 999 0 99 0 00	HVAC FILTERS
02/14/2024	15876	HDP LTD.	20.13	199 E 51 6249 00 999 0 99 0 00	HVAC FILTERS
02/14/2024	15876	HDP LTD.	20.25	199 E 51 6249 00 999 0 99 0 00	HVAC FILTERS
02/14/2024	15876	HDP LTD.	22.71	199 E 51 6249 00 999 0 99 0 00	HVAC FILTERS
02/14/2024	15876	HDP LTD.	276.48	199 E 51 6249 00 999 0 99 0 00	HVAC FILTERS
02/14/2024	15876	HDP LTD.	465.60	199 E 51 6249 00 999 0 99 0 00	HVAC FILTERS
02/14/2024	15876	HDP LTD.	53.16	199 E 51 6249 00 999 0 99 0 00	HVAC FILTERS
02/14/2024	15876	HDP LTD.	208.08	199 E 51 6249 00 999 0 99 0 00	HVAC FILTERS
02/14/2024	15876	HDP LTD.	123.36	199 E 51 6249 00 999 0 99 0 00	HVAC FILTERS
02/14/2024	15876	HDP LTD.	272.16	199 E 51 6249 00 999 0 99 0 00	HVAC FILTERS
02/14/2024	15876	HDP LTD.	243.36	199 E 51 6249 00 999 0 99 0 00	HVAC FILTERS
02/14/2024	15876	HDP LTD.	206.88	199 E 51 6249 00 999 0 99 0 00	HVAC FILTERS
02/14/2024	15876	HDP LTD.	238.08	199 E 51 6249 00 999 0 99 0 00	HVAC FILTERS
02/14/2024	15876	HDP LTD.	559.44	199 E 51 6249 00 999 0 99 0 00	HVAC FILTERS
02/14/2024	15876	HDP LTD.	525.60	199 E 51 6249 00 999 0 99 0 00	HVAC FILTERS
02/14/2024	15876	HDP LTD.	123.36	199 E 51 6249 00 999 0 99 0 00	HVAC FILTERS
02/14/2024	15876	HDP LTD.	244.08	199 E 51 6249 00 999 0 99 0 00	HVAC FILTERS
02/14/2024	15876	HDP LTD.	150.00	199 E 51 6249 00 999 0 99 0 00	HVAC FILTERS
02/14/2024	15876	HDP LTD.	-607.25	199 E 51 6299 00 999 0 99 0 00	CREDIT MEMO WHEEL ASSEMBLY
		Check Number 15876 Total:	16,626.76		
02/14/2024	15877	HLAVINKA, BROOKE	95.45	199 E 36 6411 70 001 0 22 0 00	TRAVEL EXP 1/24-27
		Check Number 15877 Total:	95.45		
02/14/2024	15878	HOBBS, JUSTIN	270.00	199 E 36 6299 00 001 0 91 W 00	BB OFFICIAL 2/2
		Check Number 15878 Total:	270.00		
02/14/2024	15879	HUDL	1,298.00	199 E 36 6399 90 999 0 91 0 00	AD Package
02/14/2024	15879	HUDL	100.00	199 E 36 6299 94 001 0 91 0 00	AD Package
02/14/2024	15879	HUDL	302.00	199 E 36 6399 94 001 0 91 0 00	AD Package
		Check Number 15879 Total:	1,700.00		
02/14/2024	15880	HVAC MECHANICAL SERVICES OF TEXAS	2,445.06	199 E 51 6249 00 999 0 99 0 00	HVAC BAS AGREEMENT 2023-2024
02/14/2024	15880	HVAC MECHANICAL SERVICES OF TEXAS	3,021.89	199 E 51 6249 00 999 0 99 0 00	HVAC MECHANICAL SERVICE AGREEMENT
		Check Number 15880 Total:	5,466.95		
02/14/2024	15881	JAIME, RAMIRO, Jr	154.10	199 E 34 6411 00 999 0 99 0 00	VICTORIA 2/5-6

YTD Check Register

Date Range: 02/01/2024 to 02/29/2024

EL CAMPO ISD

GENERAL OPERATING ACCOUNT - 02183080

Check Date	Chk Nbr	Vendor Name	Amount	Account Number	Description
Check Number 15881 Total:			154.10		
02/14/2024	15882	JAMES, KOLIN	159.82	199 E 36 6299 00 001 0 91 W 00	SOCCER OFFICIAL 2/1
02/14/2024	15882	JAMES, KOLIN	159.82	199 E 36 6299 00 001 0 91 W 00	SOCCER OFFICIAL 2/8
Check Number 15882 Total:			319.64		
02/14/2024	15883	JESSE, MORENO	159.82	199 E 36 6299 00 001 0 91 W 00	SOCCER OFFICIAL 2/8
Check Number 15883 Total:			159.82		
02/14/2024	15884	JONES, JAMALL	50.00	199 E 36 6299 00 001 0 91 W 00	GAME WORKER 1/26
Check Number 15884 Total:			50.00		
02/14/2024	15885	JUST SAY YES!	2,445.00	199 E 11 6291 00 001 0 11 Y 00	WELLNESS EDUCATION PRESENTATION FEBRUARY 12-14, 2023 HIGH SCHOOL & MIDDLE SCHOOL
02/14/2024	15885	JUST SAY YES!	2,445.00	199 E 11 6291 00 041 0 11 Y 00	WELLNESS EDUCATION PRESENTATION FEBRUARY 12-14, 2023 HIGH SCHOOL & MIDDLE SCHOOL
Check Number 15885 Total:			4,890.00		
02/14/2024	15886	KOMMERCIAL KITCHENS	7,468.00	240 E 35 6639 00 999 0 99 0 00	OUTSIDE VENDING KIOSK FOR HIGH SCHOOL
02/14/2024	15886	KOMMERCIAL KITCHENS	195.00	240 E 35 6639 00 999 0 99 0 00	OUTSIDE VENDING KIOSK FOR HIGH SCHOOL
02/14/2024	15886	KOMMERCIAL KITCHENS	2,025.00	240 E 35 6397 00 999 0 99 0 00	OUTSIDE VENDING KIOSK FOR HIGH SCHOOL
02/14/2024	15886	KOMMERCIAL KITCHENS	130.00	240 E 35 6397 00 999 0 99 0 00	OUTSIDE VENDING KIOSK FOR HIGH SCHOOL
Check Number 15886 Total:			9,818.00		
02/14/2024	15887	KYRISH TRUCK CENTERS OF VICTORIA	113.22	199 E 34 6399 00 999 0 99 0 00	BUS PARTS
Check Number 15887 Total:			113.22		
02/14/2024	15888	MARTIN, TANA	266.63	199 E 31 6411 01 999 0 99 Y 00	TRAVEL REIMBURSEMENT -TSNAP
Check Number 15888 Total:			266.63		
02/14/2024	15889	MCCOY'S BUILDING SUPPLY	45.81	199 E 51 6316 00 999 0 99 0 00	CARPENTER
Check Number 15889 Total:			45.81		
02/14/2024	15890	MCLEMORE BUILDING MAINT, INC.	78,569.17	282 E 51 6249 01 999 1 99 0 00	MONTHLY JANITORIAL SERVICES
02/14/2024	15890	MCLEMORE BUILDING MAINT, INC.	252.00	199 E 51 6249 01 999 0 99 W 00	ECMS CLEANING FEES
02/14/2024	15890	MCLEMORE BUILDING MAINT, INC.	378.00	199 E 51 6249 01 999 0 99 W 00	STARS CLUB CLEANING FEE
02/14/2024	15890	MCLEMORE BUILDING MAINT, INC.	312.00	199 E 51 6249 01 999 0 99 W 00	ECMS GYM CLEANING FEES
Check Number 15890 Total:			79,511.17		
02/14/2024	15891	MID-AMERICAN RESEARCH CHEMICAL	390.00	199 E 51 6317 00 999 0 99 0 00	STRIPING PAINT
Check Number 15891 Total:			390.00		
02/14/2024	15892	MINKEYSOFT, LLC	359.90	199 E 11 6299 00 001 0 11 T EC	ALR - HELP DESK DATABASE WEB HOSTING
02/14/2024	15892	MINKEYSOFT, LLC	359.90	199 E 11 6299 00 041 0 11 T EC	ALR - HELP DESK DATABASE WEB HOSTING
02/14/2024	15892	MINKEYSOFT, LLC	359.90	199 E 11 6299 00 102 0 11 T EC	ALR - HELP DESK DATABASE WEB HOSTING
02/14/2024	15892	MINKEYSOFT, LLC	359.90	199 E 11 6299 00 103 0 11 T EC	ALR - HELP DESK DATABASE WEB HOSTING
02/14/2024	15892	MINKEYSOFT, LLC	359.90	199 E 11 6299 00 107 0 11 T EC	ALR - HELP DESK DATABASE WEB HOSTING
Check Number 15892 Total:			1,799.50		

YTD Check Register

Date Range: 02/01/2024 to 02/29/2024

EL CAMPO ISD

GENERAL OPERATING ACCOUNT - 02183080

Check Date	Chk Nbr	Vendor Name	Amount	Account Number	Description
02/14/2024	15893	MISSION RESTAURANT SUPPLY	1,660.72	240 E 35 6399 00 999 0 99 0 00	SMALLWARES FOR DISTRICT CAFETERIAS
02/14/2024	15893	MISSION RESTAURANT SUPPLY	11,650.93	240 E 35 6399 00 999 0 99 0 00	SMALLWARES FOR DISTRICT CAFETERIAS
02/14/2024	15893	MISSION RESTAURANT SUPPLY	4,581.36	240 E 35 6399 00 999 0 99 0 00	SMALLWARES FOR DISTRICT CAFETERIAS
02/14/2024	15893	MISSION RESTAURANT SUPPLY	600.00	240 E 35 6399 00 999 0 99 0 00	SMALLWARES FOR DISTRICT CAFETERIAS
		Check Number 15893 Total:	18,493.01		
02/14/2024	15894	MORENO, CHRISTIAN	185.00	199 E 36 6299 00 001 0 91 W 00	SOCCER OFFICIAL 2/2
		Check Number 15894 Total:	185.00		
02/14/2024	15895	NATIONAL HEALTHCAREER ASSOCIATION	1,425.00	244 E 11 6399 00 001 4 22 0 00	FEDERAL SUPPLIES- PHLEBOTOMY ONLINE CURRICULUM FOR CPT PREP-K. KACER-#3 EXPAND THE USE OF TECHNOLOGY
		Check Number 15895 Total:	1,425.00		
02/14/2024	15896	OLDAG, DONALD	1,299.30	199 E 12 6411 00 999 0 11 T EC	TCEA TRAVEL 2/4-7
		Check Number 15896 Total:	1,299.30		
02/14/2024	15897	OMNI FORT WORTH HOTEL	983.64	244 E 13 6411 00 001 4 22 0 00	TIVA SUMMER CONFERENCE 2024
		Check Number 15897 Total:	983.64		
02/14/2024	15898	PARTIDA, JOSHUA	237.63	199 E 13 6411 07 001 0 11 0 00	TMEA CONF TRAVEL 2/7-10
		Check Number 15898 Total:	237.63		
02/14/2024	15899	PERALES, JUAN	180.00	199 E 52 6299 00 001 0 91 W 00	GAME SECURITY 1/26
		Check Number 15899 Total:	180.00		
02/14/2024	15900	POCKET NURSE ENTERPRISES, INC	237.60	244 E 11 6399 00 001 4 22 0 00	FEDERAL SUPPLIES FOR PHLEBOTOMY LAB CLASSES-SHARPS CONTAINERS, BLOOD COLLECTION NEEDLES W/HOLDER, TOURNIQUETS, LANCETS-#2 LINK TO POSTSECONDARY CTE
02/14/2024	15900	POCKET NURSE ENTERPRISES, INC	121.45	244 E 11 6399 00 001 4 22 0 00	FEDERAL SUPPLIES FOR PHLEBOTOMY LAB CLASSES-SHARPS CONTAINERS, BLOOD COLLECTION NEEDLES W/HOLDER, TOURNIQUETS, LANCETS-#2 LINK TO POSTSECONDARY CTE
02/14/2024	15900	POCKET NURSE ENTERPRISES, INC	201.56	244 E 11 6399 00 001 4 22 0 00	FEDERAL SUPPLIES FOR PHLEBOTOMY LAB CLASSES-SHARPS CONTAINERS, BLOOD COLLECTION NEEDLES W/HOLDER, TOURNIQUETS, LANCETS-#2 LINK TO POSTSECONDARY CTE
02/14/2024	15900	POCKET NURSE ENTERPRISES, INC	63.89	244 E 11 6399 00 001 4 22 0 00	FEDERAL SUPPLIES FOR PHLEBOTOMY LAB CLASSES-SHARPS CONTAINERS, BLOOD COLLECTION NEEDLES W/HOLDER, TOURNIQUETS, LANCETS-#2 LINK TO POSTSECONDARY CTE
02/14/2024	15900	POCKET NURSE ENTERPRISES, INC	53.95	244 E 11 6399 00 001 4 22 0 00	FEDERAL SUPPLIES FOR PHLEBOTOMY LAB CLASSES-SHARPS CONTAINERS, BLOOD COLLECTION NEEDLES W/HOLDER, TOURNIQUETS, LANCETS-#2 LINK TO POSTSECONDARY CTE
02/14/2024	15900	POCKET NURSE ENTERPRISES, INC	50.30	244 E 11 6399 00 001 4 22 0 00	FEDERAL SUPPLIES FOR PHLEBOTOMY LAB CLASSES-SHARPS CONTAINERS, BLOOD COLLECTION NEEDLES W/HOLDER, TOURNIQUETS, LANCETS-#2 LINK TO POSTSECONDARY CTE
02/14/2024	15900	POCKET NURSE ENTERPRISES, INC	18.85	244 E 11 6399 00 001 4 22 0 00	FEDERAL SUPPLIES FOR PHLEBOTOMY LAB CLASSES-SHARPS CONTAINERS, BLOOD COLLECTION NEEDLES W/HOLDER, TOURNIQUETS, LANCETS-#2 LINK TO POSTSECONDARY CTE

YTD Check Register

Date Range: 02/01/2024 to 02/29/2024

EL CAMPO ISD

GENERAL OPERATING ACCOUNT - 02183080

Check Date	Chk Nbr	Vendor Name	Amount	Account Number	Description
02/14/2024	15900	POCKET NURSE ENTERPRISES, INC	457.19	244 E 11 6399 00 001 4 22 0 00	FEDERAL SUPPLIES FOR PHLEBOTOMY LAB CLASSES-SHARPS CONTAINERS, BLOOD COLLECTION NEEDLES W/HOLDER, TOURNIQUETS, LANCETS-#2 LINK TO POSTSECONDARY CTE
02/14/2024	15900	POCKET NURSE ENTERPRISES, INC	233.98	244 E 11 6399 00 001 4 22 0 00	FEDERAL SUPPLIES FOR PHLEBOTOMY LAB CLASSES-SHARPS CONTAINERS, BLOOD COLLECTION NEEDLES W/HOLDER, TOURNIQUETS, LANCETS-#2 LINK TO POSTSECONDARY CTE
02/14/2024	15900	POCKET NURSE ENTERPRISES, INC	917.90	244 E 11 6399 00 001 4 22 0 00	FEDERAL SUPPLIES FOR PHLEBOTOMY LAB CLASSES-SHARPS CONTAINERS, BLOOD COLLECTION NEEDLES W/HOLDER, TOURNIQUETS, LANCETS-#2 LINK TO POSTSECONDARY CTE
02/14/2024	15900	POCKET NURSE ENTERPRISES, INC	111.56	244 E 11 6399 00 001 4 22 0 00	FEDERAL SUPPLIES FOR PHLEBOTOMY LAB CLASSES-SHARPS CONTAINERS, BLOOD COLLECTION NEEDLES W/HOLDER, TOURNIQUETS, LANCETS-#2 LINK TO POSTSECONDARY CTE
02/14/2024	15900	POCKET NURSE ENTERPRISES, INC	16.00	244 E 11 6399 00 001 4 22 0 00	FEDERAL SUPPLIES FOR PHLEBOTOMY LAB CLASSES-SHARPS CONTAINERS, BLOOD COLLECTION NEEDLES W/HOLDER, TOURNIQUETS, LANCETS-#2 LINK TO POSTSECONDARY CTE
02/14/2024	15900	POCKET NURSE ENTERPRISES, INC	3.41	244 E 11 6399 00 001 4 22 0 00	FEDERAL SUPPLIES FOR PHLEBOTOMY LAB CLASSES-SHARPS CONTAINERS, BLOOD COLLECTION NEEDLES W/HOLDER, TOURNIQUETS, LANCETS-#2 LINK TO POSTSECONDARY CTE
02/14/2024	15900	POCKET NURSE ENTERPRISES, INC	7.82	244 E 11 6399 00 001 4 22 0 00	FEDERAL SUPPLIES FOR PHLEBOTOMY LAB CLASSES-SHARPS CONTAINERS, BLOOD COLLECTION NEEDLES W/HOLDER, TOURNIQUETS, LANCETS-#2 LINK TO POSTSECONDARY CTE
02/14/2024	15900	POCKET NURSE ENTERPRISES, INC	14.56	244 E 11 6399 00 001 4 22 0 00	FEDERAL SUPPLIES FOR PHLEBOTOMY LAB CLASSES-SHARPS CONTAINERS, BLOOD COLLECTION NEEDLES W/HOLDER, TOURNIQUETS, LANCETS-#2 LINK TO POSTSECONDARY CTE
02/14/2024	15900	POCKET NURSE ENTERPRISES, INC	7.28	244 E 11 6399 00 001 4 22 0 00	FEDERAL SUPPLIES FOR PHLEBOTOMY LAB CLASSES-SHARPS CONTAINERS, BLOOD COLLECTION NEEDLES W/HOLDER, TOURNIQUETS, LANCETS-#2 LINK TO POSTSECONDARY CTE
02/14/2024	15900	POCKET NURSE ENTERPRISES, INC	14.56	244 E 11 6399 00 001 4 22 0 00	FEDERAL SUPPLIES FOR PHLEBOTOMY LAB CLASSES-SHARPS CONTAINERS, BLOOD COLLECTION NEEDLES W/HOLDER, TOURNIQUETS, LANCETS-#2 LINK TO POSTSECONDARY CTE
02/14/2024	15900	POCKET NURSE ENTERPRISES, INC	55.70	244 E 11 6399 00 001 4 22 0 00	FEDERAL SUPPLIES FOR PHLEBOTOMY LAB CLASSES-SHARPS CONTAINERS, BLOOD COLLECTION NEEDLES W/HOLDER, TOURNIQUETS, LANCETS-#2 LINK TO POSTSECONDARY CTE
02/14/2024	15900	POCKET NURSE ENTERPRISES, INC	28.75	244 E 11 6399 00 001 4 22 0 00	FEDERAL SUPPLIES FOR PHLEBOTOMY LAB CLASSES-SHARPS CONTAINERS, BLOOD COLLECTION NEEDLES W/HOLDER, TOURNIQUETS, LANCETS-#2 LINK TO POSTSECONDARY CTE
Check Number 15900 Total:			2,616.31		
02/14/2024	15901	PONCIK, RITA	53.06	240 E 35 6411 00 999 0 99 0 00	JAN INDISTRICT TRAVEL
Check Number 15901 Total:			53.06		
02/14/2024	15902	QUILL LLC	341.75	199 E 41 6399 00 701 0 99 0 00	SUPT SECRETARY SUPPLIES

YTD Check Register

Date Range: 02/01/2024 to 02/29/2024

EL CAMPO ISD

GENERAL OPERATING ACCOUNT - 02183080

Check Date	Chk Nbr	Vendor Name	Amount	Account Number	Description
02/14/2024	15902	QUILL LLC	435.25	199 E 11 6399 21 001 0 11 0 00	SCIENCE INSTRUCTIONAL SUPPLIES
02/14/2024	15902	QUILL LLC	116.99	199 E 11 6399 21 001 0 11 0 00	SCIENCE INSTRUCTIONAL SUPPLIES
02/14/2024	15902	QUILL LLC	116.99	199 E 11 6399 21 001 0 11 0 00	SCIENCE INSTRUCTIONAL SUPPLIES
02/14/2024	15902	QUILL LLC	116.99	199 E 11 6399 21 001 0 11 0 00	SCIENCE INSTRUCTIONAL SUPPLIES
02/14/2024	15902	QUILL LLC	116.99	199 E 11 6399 21 001 0 11 0 00	SCIENCE INSTRUCTIONAL SUPPLIES
02/14/2024	15902	QUILL LLC	4.94	199 E 36 6399 01 103 0 99 0 00	UIL SUPPLIES
02/14/2024	15902	QUILL LLC	68.76	199 E 36 6399 01 103 0 99 0 00	UIL SUPPLIES
02/14/2024	15902	QUILL LLC	3.86	199 E 36 6399 01 103 0 99 0 00	UIL SUPPLIES
02/14/2024	15902	QUILL LLC	4.49	199 E 36 6399 01 103 0 99 0 00	UIL SUPPLIES
02/14/2024	15902	QUILL LLC	142.19	199 E 23 6399 00 103 0 99 0 00	OFFICE SUPPLIES
02/14/2024	15902	QUILL LLC	33.29	199 E 23 6399 00 103 0 99 0 00	OFFICE SUPPLIES
02/14/2024	15902	QUILL LLC	556.92	199 E 11 6399 00 107 0 11 0 00	SUPPLIES FOR CLASSROOM STUDENTS/TEACHERS
02/14/2024	15902	QUILL LLC	53.97	199 E 11 6399 00 107 0 11 0 00	SUPPLIES FOR CLASSROOM STUDENTS/TEACHERS
02/14/2024	15902	QUILL LLC	41.02	199 E 11 6399 00 107 0 11 0 00	SUPPLIES FOR CLASSROOM STUDENTS/TEACHERS
02/14/2024	15902	QUILL LLC	43.18	199 E 11 6399 00 107 0 11 0 00	SUPPLIES FOR CLASSROOM STUDENTS/TEACHERS
02/14/2024	15902	QUILL LLC	26.26	199 E 11 6399 00 107 0 11 0 00	SUPPLIES FOR CLASSROOM STUDENTS/TEACHERS
02/14/2024	15902	QUILL LLC	42.46	199 E 11 6399 00 107 0 11 0 00	SUPPLIES FOR CLASSROOM STUDENTS/TEACHERS
02/14/2024	15902	QUILL LLC	30.58	199 E 11 6399 00 107 0 11 0 00	SUPPLIES FOR CLASSROOM STUDENTS/TEACHERS
02/14/2024	15902	QUILL LLC	30.58	199 E 11 6399 00 107 0 11 0 00	SUPPLIES FOR CLASSROOM STUDENTS/TEACHERS
02/14/2024	15902	QUILL LLC	79.18	199 E 11 6399 00 107 0 11 0 00	SUPPLIES FOR CLASSROOM STUDENTS/TEACHERS
02/14/2024	15902	QUILL LLC	-28.26	199 E 51 6399 00 999 0 99 0 00	GEN SUPPLIES
02/14/2024	15902	QUILL LLC	6.02	199 E 51 6399 00 999 0 99 0 00	GEN SUPPLIES
02/14/2024	15902	QUILL LLC	8.49	199 E 51 6399 00 999 0 99 0 00	GEN SUPPLIES
02/14/2024	15902	QUILL LLC	107.09	199 E 51 6399 00 999 0 99 0 00	GEN SUPPLIES
02/14/2024	15902	QUILL LLC	12.23	199 E 51 6399 00 999 0 99 0 00	GEN SUPPLIES
02/14/2024	15902	QUILL LLC	334.38	199 E 51 6316 00 999 0 99 0 00	GEN SUPPLIES
02/14/2024	15902	QUILL LLC	89.07	199 E 51 6316 00 999 0 99 0 00	GEN SUPPLIES
02/14/2024	15902	QUILL LLC	71.09	199 E 51 6316 00 999 0 99 0 00	GEN SUPPLIES
02/14/2024	15902	QUILL LLC	96.29	199 E 51 6316 00 999 0 99 0 00	GEN SUPPLIES
02/14/2024	15902	QUILL LLC	65.69	199 E 51 6316 00 999 0 99 0 00	GEN SUPPLIES
02/14/2024	15902	QUILL LLC	139.49	199 E 51 6319 00 999 0 99 0 00	GEN SUPPLIES
02/14/2024	15902	QUILL LLC	139.49	199 E 51 6319 00 999 0 99 0 00	GEN SUPPLIES
02/14/2024	15902	QUILL LLC	128.79	199 E 41 6399 00 750 0 99 0 00	CALENDARS
02/14/2024	15902	QUILL LLC	105.27	199 E 41 6399 00 750 0 99 0 00	LABELS
		Check Number 15902 Total:	3,681.77		
02/14/2024	15903	RAISING CANES	304.00	199 E 36 6412 91 001 0 91 0 00	BASEBALL TEAM MEALS 2/9
		Check Number 15903 Total:	304.00		
02/14/2024	15904	REGION 3 EDUC. SERVICE CENTER	5,800.00	199 E 41 6239 02 720 0 99 Y 00	CONTRACTED SERVICES
02/14/2024	15904	REGION 3 EDUC. SERVICE CENTER	6,000.00	199 E 11 6239 00 999 0 11 Y 00	CONTRACTED SERVICES

YTD Check Register

Date Range: 02/01/2024 to 02/29/2024

EL CAMPO ISD

GENERAL OPERATING ACCOUNT - 02183080

Check Date	Chk Nbr	Vendor Name	Amount	Account Number	Description
02/14/2024	15904	REGION 3 EDUC. SERVICE CENTER	4,500.00	199 E 53 6239 00 750 0 99 W 00	CONTRACTED SERVICE FOR ASCENDER
02/14/2024	15904	REGION 3 EDUC. SERVICE CENTER	200.00	255 E 13 6298 35 001 4 11 0 00	REGION 3 STAFF DEVELOPMENT - DMATULA, JBYSTREK, SJENSEN
02/14/2024	15904	REGION 3 EDUC. SERVICE CENTER	100.00	255 E 13 6298 35 001 4 11 0 00	REGION 3 STAFF DEVELOPMENT - DMATULA, JBYSTREK, SJENSEN
02/14/2024	15904	REGION 3 EDUC. SERVICE CENTER	300.00	289 E 13 6298 35 001 4 24 0 00	STAFF DEVELOPMENT - 4 EMPLOYEES
02/14/2024	15904	REGION 3 EDUC. SERVICE CENTER	100.00	255 E 13 6298 00 041 4 11 0 00	STAFF DEVELOPMENT WORKSHOP # 546617
02/14/2024	15904	REGION 3 EDUC. SERVICE CENTER	10.00	199 E 13 6411 35 102 0 37 0 00	DYSLEXIA WORKSHOP#499624
02/14/2024	15904	REGION 3 EDUC. SERVICE CENTER	70.00	199 E 23 6411 00 001 0 99 0 00	PROFESSIONAL DEVELOPMENT - P FLEENER
02/14/2024	15904	REGION 3 EDUC. SERVICE CENTER	100.00	255 E 13 6298 00 041 4 11 0 00	SESSION # 546621 ATTENDING: BLAKE FARTHING DATE: 10-18-23
Check Number 15904 Total:			17,180.00		
02/14/2024	15905	REGION 4 EDUC. SERVICE CENTER	120.00	255 E 13 6298 35 041 4 11 0 00	WORKSHOP REGISTRATION
02/14/2024	15905	REGION 4 EDUC. SERVICE CENTER	35.00	199 E 13 6411 35 103 0 21 0 00	STAFF DEVELOPMENT
02/14/2024	15905	REGION 4 EDUC. SERVICE CENTER	35.00	199 E 13 6411 35 001 0 21 0 00	PD (LMCCAIN) 1776060 REGION 4
Check Number 15905 Total:			190.00		
02/14/2024	15906	RENAISSANCE	250.00	199 E 13 6291 00 999 0 11 Y 00	6 HOURS OF REMOTE SESSIONS
Check Number 15906 Total:			250.00		
02/14/2024	15907	REXEL USA, INC.	66.94	199 E 51 6316 00 999 0 99 0 00	H/S WELDING SHOP QS138655751
02/14/2024	15907	REXEL USA, INC.	1,675.38	199 E 51 6316 00 999 0 99 0 00	H/S WELDING SHOP QS138655751
02/14/2024	15907	REXEL USA, INC.	54.55	199 E 51 6316 00 999 0 99 0 00	H/S WELDING SHOP QS138655751
02/14/2024	15907	REXEL USA, INC.	642.42	199 E 51 6316 00 999 0 99 0 00	H/S WELDING SHOP QS138655751
02/14/2024	15907	REXEL USA, INC.	0.00	199 E 51 6316 00 999 0 99 0 00	H/S WELDING SHOP QS138655751
02/14/2024	15907	REXEL USA, INC.	9.62	199 E 51 6316 00 999 0 99 0 00	H/S WELDING SHOP QS138655751
Check Number 15907 Total:			2,448.91		
02/14/2024	15908	SALYER, DONALD, II	35.00	199 E 36 6299 00 001 0 91 W 00	BSB OFFICIAL 2/6
Check Number 15908 Total:			35.00		
02/14/2024	15909	SCHOOL SPECIALTY INC.	76.25	199 E 11 6399 00 107 0 11 0 00	STUDENTS CLASSROOM SUPPLIES
02/14/2024	15909	SCHOOL SPECIALTY INC.	228.75	199 E 11 6399 00 107 0 11 0 00	STUDENTS CLASSROOM SUPPLIES
02/14/2024	15909	SCHOOL SPECIALTY INC.	107.28	199 E 11 6399 00 107 0 11 0 00	STUDENTS CLASSROOM SUPPLIES
02/14/2024	15909	SCHOOL SPECIALTY INC.	42.75	199 E 11 6399 00 107 0 11 0 00	STUDENTS CLASSROOM SUPPLIES
02/14/2024	15909	SCHOOL SPECIALTY INC.	12.40	199 E 11 6399 00 107 0 11 0 00	STUDENTS CLASSROOM SUPPLIES
02/14/2024	15909	SCHOOL SPECIALTY INC.	76.25	199 E 11 6399 00 107 0 11 0 00	STUDENTS CLASSROOM SUPPLIES
02/14/2024	15909	SCHOOL SPECIALTY INC.	76.25	199 E 11 6399 00 107 0 11 0 00	STUDENTS CLASSROOM SUPPLIES
02/14/2024	15909	SCHOOL SPECIALTY INC.	42.75	199 E 11 6399 00 107 0 11 0 00	STUDENTS CLASSROOM SUPPLIES
02/14/2024	15909	SCHOOL SPECIALTY INC.	42.75	199 E 11 6399 00 107 0 11 0 00	STUDENTS CLASSROOM SUPPLIES
02/14/2024	15909	SCHOOL SPECIALTY INC.	76.25	199 E 11 6399 00 107 0 11 0 00	STUDENTS CLASSROOM SUPPLIES
Check Number 15909 Total:			781.68		
02/14/2024	15910	SERVICE SUPPLY OF VICTORIA, INC.	233.08	199 E 51 6319 00 999 0 99 0 00	HVAC SUPPLIES
02/14/2024	15910	SERVICE SUPPLY OF VICTORIA, INC.	405.36	199 E 51 6319 00 999 0 99 0 00	HVAC SUPPLIES

YTD Check Register

Date Range: 02/01/2024 to 02/29/2024

EL CAMPO ISD

GENERAL OPERATING ACCOUNT - 02183080

Check Date	Chk Nbr	Vendor Name	Amount	Account Number	Description
02/14/2024	15910	SERVICE SUPPLY OF VICTORIA, INC.	162.12	199 E 51 6316 00 999 0 99 0 00	MAINT EXP
02/14/2024	15910	SERVICE SUPPLY OF VICTORIA, INC.	215.09	199 E 51 6316 00 999 0 99 0 00	MAINT EXP
02/14/2024	15910	SERVICE SUPPLY OF VICTORIA, INC.	145.22	199 E 51 6316 00 999 0 99 0 00	MAINT EXP
02/14/2024	15910	SERVICE SUPPLY OF VICTORIA, INC.	400.08	199 E 51 6316 00 999 0 99 0 00	MAINT EXP
02/14/2024	15910	SERVICE SUPPLY OF VICTORIA, INC.	64.41	199 E 51 6316 00 999 0 99 0 00	MAINT EXP
02/14/2024	15910	SERVICE SUPPLY OF VICTORIA, INC.	3,267.00	199 E 51 6316 00 999 0 99 0 00	MIDDLE SCHOOL BACK FLOW
02/14/2024	15910	SERVICE SUPPLY OF VICTORIA, INC.	2,575.00	240 E 35 6249 00 999 0 99 0 00	MIDDLE - CAFETERIA
		Check Number 15910 Total:	7,467.36		
02/14/2024	15911	SHI-GOVERNMENT SOLUTIONS	648.96	199 E 11 6299 00 001 0 11 T EC	ADOBE SOFTWARE RENEWAL
02/14/2024	15911	SHI-GOVERNMENT SOLUTIONS	648.96	199 E 11 6299 00 041 0 11 T EC	ADOBE SOFTWARE RENEWAL
02/14/2024	15911	SHI-GOVERNMENT SOLUTIONS	648.96	199 E 11 6299 00 102 0 11 T EC	ADOBE SOFTWARE RENEWAL
02/14/2024	15911	SHI-GOVERNMENT SOLUTIONS	648.96	199 E 11 6299 00 103 0 11 T EC	ADOBE SOFTWARE RENEWAL
02/14/2024	15911	SHI-GOVERNMENT SOLUTIONS	648.96	199 E 11 6299 00 107 0 11 T EC	ADOBE SOFTWARE RENEWAL
02/14/2024	15911	SHI-GOVERNMENT SOLUTIONS	5,064.38	199 E 11 6299 00 001 0 11 T EC	MICROSOFT SOFTWARE RENEWAL
02/14/2024	15911	SHI-GOVERNMENT SOLUTIONS	5,064.38	199 E 11 6299 00 041 0 11 T EC	MICROSOFT SOFTWARE RENEWAL
02/14/2024	15911	SHI-GOVERNMENT SOLUTIONS	5,064.38	199 E 11 6299 00 102 0 11 T EC	MICROSOFT SOFTWARE RENEWAL
02/14/2024	15911	SHI-GOVERNMENT SOLUTIONS	5,064.38	199 E 11 6299 00 103 0 11 T EC	MICROSOFT SOFTWARE RENEWAL
02/14/2024	15911	SHI-GOVERNMENT SOLUTIONS	5,064.36	199 E 11 6299 00 107 0 11 T EC	MICROSOFT SOFTWARE RENEWAL
02/14/2024	15911	SHI-GOVERNMENT SOLUTIONS	0.00	199 E 11 6299 00 001 0 11 T EC	MICROSOFT SOFTWARE RENEWAL
02/14/2024	15911	SHI-GOVERNMENT SOLUTIONS	0.00	199 E 11 6299 00 041 0 11 T EC	MICROSOFT SOFTWARE RENEWAL
02/14/2024	15911	SHI-GOVERNMENT SOLUTIONS	0.00	199 E 11 6299 00 102 0 11 T EC	MICROSOFT SOFTWARE RENEWAL
02/14/2024	15911	SHI-GOVERNMENT SOLUTIONS	0.00	199 E 11 6299 00 103 0 11 T EC	MICROSOFT SOFTWARE RENEWAL
02/14/2024	15911	SHI-GOVERNMENT SOLUTIONS	0.00	199 E 11 6299 00 107 0 11 T EC	MICROSOFT SOFTWARE RENEWAL
		Check Number 15911 Total:	28,566.68		
02/14/2024	15912	SIMPSON, HEATHER	200.00	199 E 36 6299 00 001 0 91 W 00	SOCCER OFFICIAL 2/6
		Check Number 15912 Total:	200.00		
02/14/2024	15913	SKINNER, CHRIS	127.43	199 E 51 6411 00 999 0 99 W 00	TCEA TRAVEL 2/4-7
		Check Number 15913 Total:	127.43		
02/14/2024	15914	SKYWARD, INC.	1,050.00	199 E 53 6299 00 750 0 99 W 00	SYWARD WEBEX TRAINING-TIME TRACKING
02/14/2024	15914	SKYWARD, INC.	1,050.00	199 E 53 6299 00 750 0 99 W 00	SYWARD WEBEX TRAINING-TIME TRACKING
		Check Number 15914 Total:	2,100.00		
02/14/2024	15915	SOLUTION TREE, INC.	2,400.00	282 E 13 6291 00 999 1 11 0 00	PROFESSIONAL DEVELOPMENT, PLC'S AT WORK
		Check Number 15915 Total:	2,400.00		

YTD Check Register

Date Range: 02/01/2024 to 02/29/2024

EL CAMPO ISD

GENERAL OPERATING ACCOUNT - 02183080

Check Date	Chk Nbr	Vendor Name	Amount	Account Number	Description
02/14/2024	15916	SOUTHERN FLORAL COMPANY	159.44	199 E 11 6399 05 001 0 22 0 00	INTRO TO FLORAL DESIGN LAB SUPPLIES-WHITE CARNATIONS, LEATHER LEAF, MINI RED CARNATIONS, PAINT PERFECT PINK-#1 ACADEMIC/CTE INTEGRATION
02/14/2024	15916	SOUTHERN FLORAL COMPANY	123.50	199 E 11 6399 05 001 0 22 0 00	INTRO TO FLORAL DESIGN LAB SUPPLIES-WHITE CARNATIONS, LEATHER LEAF, MINI RED CARNATIONS, PAINT PERFECT PINK-#1 ACADEMIC/CTE INTEGRATION
02/14/2024	15916	SOUTHERN FLORAL COMPANY	89.90	199 E 11 6399 05 001 0 22 0 00	INTRO TO FLORAL DESIGN LAB SUPPLIES-WHITE CARNATIONS, LEATHER LEAF, MINI RED CARNATIONS, PAINT PERFECT PINK-#1 ACADEMIC/CTE INTEGRATION
02/14/2024	15916	SOUTHERN FLORAL COMPANY	42.90	199 E 11 6399 05 001 0 22 0 00	INTRO TO FLORAL DESIGN LAB SUPPLIES-WHITE CARNATIONS, LEATHER LEAF, MINI RED CARNATIONS, PAINT PERFECT PINK-#1 ACADEMIC/CTE INTEGRATION
02/14/2024	15916	SOUTHERN FLORAL COMPANY	69.65	199 E 11 6399 05 001 0 22 0 00	INTRO TO FLORAL DESIGN LAB SUPPLIES-WHITE CARNATIONS, LEATHER LEAF, MINI RED CARNATIONS, PAINT PERFECT PINK-#1 ACADEMIC/CTE INTEGRATION
02/14/2024	15916	SOUTHERN FLORAL COMPANY	181.86	199 E 11 6399 05 001 0 22 0 00	INTRO TO FLORAL DESIGN LAB SUPPLIES-WHITE CARNATIONS, LEATHER LEAF, MINI RED CARNATIONS, PAINT PERFECT PINK-#1 ACADEMIC/CTE INTEGRATION
02/14/2024	15916	SOUTHERN FLORAL COMPANY	16.30	199 E 11 6399 05 001 0 22 0 00	INTRO TO FLORAL DESIGN LAB SUPPLIES-WHITE CARNATIONS, LEATHER LEAF, MINI RED CARNATIONS, PAINT PERFECT PINK-#1 ACADEMIC/CTE INTEGRATION
02/14/2024	15916	SOUTHERN FLORAL COMPANY	57.37	199 E 11 6399 10 001 0 22 0 00	ADVANCED FLORAL DESIGN LAB SUPPLIES-PURPLE WAXFLOWER, SILVER DOLLAR EUCALYPTUS, LONG MYRTLE-#1 ACADEMIC/CTE INTEGRATION
02/14/2024	15916	SOUTHERN FLORAL COMPANY	54.00	199 E 11 6399 10 001 0 22 0 00	ADVANCED FLORAL DESIGN LAB SUPPLIES-PURPLE WAXFLOWER, SILVER DOLLAR EUCALYPTUS, LONG MYRTLE-#1 ACADEMIC/CTE INTEGRATION
02/14/2024	15916	SOUTHERN FLORAL COMPANY	54.00	199 E 11 6399 10 001 0 22 0 00	ADVANCED FLORAL DESIGN LAB SUPPLIES-PURPLE WAXFLOWER, SILVER DOLLAR EUCALYPTUS, LONG MYRTLE-#1 ACADEMIC/CTE INTEGRATION
02/14/2024	15916	SOUTHERN FLORAL COMPANY	59.70	199 E 11 6399 10 001 0 22 0 00	ADVANCED FLORAL DESIGN LAB SUPPLIES-PURPLE WAXFLOWER, SILVER DOLLAR EUCALYPTUS, LONG MYRTLE-#1 ACADEMIC/CTE INTEGRATION
02/14/2024	15916	SOUTHERN FLORAL COMPANY	33.00	199 E 11 6399 10 001 0 22 0 00	ADVANCED FLORAL DESIGN LAB SUPPLIES-PURPLE WAXFLOWER, SILVER DOLLAR EUCALYPTUS, LONG MYRTLE-#1 ACADEMIC/CTE INTEGRATION
02/14/2024	15916	SOUTHERN FLORAL COMPANY	35.96	199 E 11 6399 10 001 0 22 0 00	ADVANCED FLORAL DESIGN LAB SUPPLIES-PURPLE WAXFLOWER, SILVER DOLLAR EUCALYPTUS, LONG MYRTLE-#1 ACADEMIC/CTE INTEGRATION
02/14/2024	15916	SOUTHERN FLORAL COMPANY	34.50	199 E 11 6399 10 001 0 22 0 00	ADVANCED FLORAL DESIGN LAB SUPPLIES-PURPLE WAXFLOWER, SILVER DOLLAR EUCALYPTUS, LONG MYRTLE-#1 ACADEMIC/CTE INTEGRATION

YTD Check Register

Date Range: 02/01/2024 to 02/29/2024

EL CAMPO ISD

GENERAL OPERATING ACCOUNT - 02183080

Check Date	Chk Nbr	Vendor Name	Amount	Account Number	Description
02/14/2024	15916	SOUTHERN FLORAL COMPANY	83.00	199 E 11 6399 10 001 0 22 0 00	ADVANCED FLORAL DESIGN LAB SUPPLIES-PURPLE WAXFLOWER, SILVER DOLLAR EUCALYPTUS, LONG MYRTLE-#1 ACADEMIC/CTE INTEGRATION
02/14/2024	15916	SOUTHERN FLORAL COMPANY	212.50	199 E 11 6399 10 001 0 22 0 00	ADVANCED FLORAL DESIGN LAB SUPPLIES-PURPLE WAXFLOWER, SILVER DOLLAR EUCALYPTUS, LONG MYRTLE-#1 ACADEMIC/CTE INTEGRATION
02/14/2024	15916	SOUTHERN FLORAL COMPANY	15.52	199 E 11 6399 10 001 0 22 0 00	ADVANCED FLORAL DESIGN LAB SUPPLIES-PURPLE WAXFLOWER, SILVER DOLLAR EUCALYPTUS, LONG MYRTLE-#1 ACADEMIC/CTE INTEGRATION
02/14/2024	15916	SOUTHERN FLORAL COMPANY	17.90	199 E 11 6399 10 001 0 22 0 00	ADVANCED FLORAL DESIGN LAB SUPPLIES-PURPLE WAXFLOWER, SILVER DOLLAR EUCALYPTUS, LONG MYRTLE-#1 ACADEMIC/CTE INTEGRATION
		Check Number 15916 Total:	1,341.00		
02/14/2024	15917	SPIRIT MONKEY, LLC	8.26	199 E 11 6498 00 103 0 11 0 00	AWARDS
		Check Number 15917 Total:	8.26		
02/14/2024	15918	STARY, ALICIA	345.90	199 E 21 6411 00 999 0 99 0 00	MID-WINTER CONFERENCE REIMBURSEMENT
		Check Number 15918 Total:	345.90		
02/14/2024	15919	STETSON & ASSOCIATES, INC.	2,776.24	313 E 13 6219 00 751 4 23 0 00	1/5/24 TRAINING ON BEHAVIOR AND CLASSROOM MANAGEMENT
		Check Number 15919 Total:	2,776.24		
02/14/2024	15920	STRADER, CALLEY	180.00	199 E 52 6299 00 001 0 91 W 00	GAME SECURITY 1/12
		Check Number 15920 Total:	180.00		
02/14/2024	15921	SUMDOG, INC.	2,097.00	289 E 11 6399 35 041 4 24 0 00	Suppl & Matl SSAEP
02/14/2024	15921	SUMDOG, INC.	1,347.00	289 E 11 6399 35 041 4 24 0 00	Suppl & Matl SSAEP
		Check Number 15921 Total:	3,444.00		
02/14/2024	15922	SUPERIOR MOTOR PARTS	42.42	199 E 11 6399 72 001 0 22 0 00	AUTO TECH LAB SUPPLIES-PARTS, TOOLS, OIL, HOSES-#2 LINK TO POSTSECONDARY CTE
02/14/2024	15922	SUPERIOR MOTOR PARTS	109.70	199 E 11 6399 72 001 0 22 0 00	AUTO TECH LAB SUPPLIES-PARTS, TOOLS, OIL, HOSES-#2 LINK TO POSTSECONDARY CTE
02/14/2024	15922	SUPERIOR MOTOR PARTS	24.76	199 E 51 6319 00 999 0 99 0 00	HVAC SUPPLIES
02/14/2024	15922	SUPERIOR MOTOR PARTS	13.49	199 E 34 6399 01 999 0 99 0 00	SHOP SUPPLIES
		Check Number 15922 Total:	190.37		
02/14/2024	15923	TECHNICAL LABORATORY SYSTEMS, INC	350.00	199 E 11 6299 70 001 0 22 0 00	CONTRACT SERVICES-#1 ACADEMIC/CTE INTEGRATION-DIAGNOSTICS ON LINCOLN WELDING MACHINE-A.WILSON
		Check Number 15923 Total:	350.00		
02/14/2024	15924	TEXAS STATE BILLING SERVICES, INC.	1,061.95	199 E 11 6299 00 999 0 23 0 00	MEDICAID BILLING FEES
		Check Number 15924 Total:	1,061.95		
02/14/2024	15925	THE FLIPPEN GROUP, L.L.C.	2,250.00	282 E 13 6291 00 001 1 11 0 00	CAMPUS TRACTION PAC FALL AND SPRING
02/14/2024	15925	THE FLIPPEN GROUP, L.L.C.	2,250.00	282 E 13 6291 00 041 1 11 0 00	CAMPUS TRACTION PAC FALL AND SPRING
02/14/2024	15925	THE FLIPPEN GROUP, L.L.C.	2,250.00	282 E 13 6291 00 102 1 11 0 00	CAMPUS TRACTION PAC FALL AND SPRING
02/14/2024	15925	THE FLIPPEN GROUP, L.L.C.	2,250.00	282 E 13 6291 00 103 1 11 0 00	CAMPUS TRACTION PAC FALL AND SPRING
02/14/2024	15925	THE FLIPPEN GROUP, L.L.C.	2,250.00	282 E 13 6291 00 107 1 11 0 00	CAMPUS TRACTION PAC FALL AND SPRING

YTD Check Register

Date Range: 02/01/2024 to 02/29/2024

EL CAMPO ISD

GENERAL OPERATING ACCOUNT - 02183080

Check Date	Chk Nbr	Vendor Name	Amount	Account Number	Description
Check Number 15925 Total:			11,250.00		
02/14/2024	15926	THE PRO SHOP	1,024.00	199 E 36 6399 92 041 0 91 0 00	Golf Balls
Check Number 15926 Total:			1,024.00		
02/14/2024	15927	THE SPY GLASS GROUP, LLC	550.00	199 E 11 6299 00 001 0 11 T EC	AT&T POTS & CELLULAR AUDIT SERVICE
02/14/2024	15927	THE SPY GLASS GROUP, LLC	550.00	199 E 11 6299 00 041 0 11 T EC	AT&T POTS & CELLULAR AUDIT SERVICE
02/14/2024	15927	THE SPY GLASS GROUP, LLC	550.00	199 E 11 6299 00 102 0 11 T EC	AT&T POTS & CELLULAR AUDIT SERVICE
02/14/2024	15927	THE SPY GLASS GROUP, LLC	550.00	199 E 11 6299 00 103 0 11 T EC	AT&T POTS & CELLULAR AUDIT SERVICE
02/14/2024	15927	THE SPY GLASS GROUP, LLC	550.00	199 E 11 6299 00 107 0 11 T EC	AT&T POTS & CELLULAR AUDIT SERVICE
Check Number 15927 Total:			2,750.00		
02/14/2024	15928	TUNE IN	39.75	199 E 36 6399 01 103 0 99 0 00	UIL SUPPLIES
02/14/2024	15928	TUNE IN	22.95	199 E 36 6399 01 103 0 99 0 00	UIL SUPPLIES
02/14/2024	15928	TUNE IN	22.95	199 E 36 6399 01 103 0 99 0 00	UIL SUPPLIES
02/14/2024	15928	TUNE IN	22.95	199 E 36 6399 01 103 0 99 0 00	UIL SUPPLIES
02/14/2024	15928	TUNE IN	22.95	199 E 36 6399 01 103 0 99 0 00	UIL SUPPLIES
02/14/2024	15928	TUNE IN	22.95	199 E 36 6399 01 103 0 99 0 00	UIL SUPPLIES
02/14/2024	15928	TUNE IN	22.95	199 E 36 6399 01 103 0 99 0 00	UIL SUPPLIES
02/14/2024	15928	TUNE IN	22.95	199 E 36 6399 01 103 0 99 0 00	UIL SUPPLIES
02/14/2024	15928	TUNE IN	22.95	199 E 36 6399 01 103 0 99 0 00	UIL SUPPLIES
02/14/2024	15928	TUNE IN	10.00	199 E 36 6399 01 103 0 99 0 00	UIL SUPPLIES
Check Number 15928 Total:			233.35		
02/14/2024	15929	UNIFIRST CORPORATION	59.70	199 E 51 6299 00 999 0 99 0 00	MAINTENANCE EMPLOYEE UNIFORMS 2023-2024
02/14/2024	15929	UNIFIRST CORPORATION	62.72	199 E 51 6299 00 999 0 99 0 00	MAINTENANCE EMPLOYEE UNIFORMS 2023-2024
02/14/2024	15929	UNIFIRST CORPORATION	47.00	199 E 34 6299 00 999 0 99 0 00	LAUNDRY SERVICE
02/14/2024	15929	UNIFIRST CORPORATION	5.39	199 E 11 6299 70 001 0 22 0 00	AUTO TECH UNIFORM SERVICE 2023-24
Check Number 15929 Total:			174.81		
02/14/2024	15930	URBAN AIR ADVENTURE PARK	2,012.32	199 E 11 6498 00 041 0 11 0 00	ECMS FIELD TRIP-INCENTIVE DAY
Check Number 15930 Total:			2,012.32		
02/14/2024	15931	VANGORP, MARK A	75.00	199 E 36 6299 00 001 0 91 W 00	BB GAME WORKER 2/2
Check Number 15931 Total:			75.00		
02/14/2024	15932	VCS SECURITY SYSTEMS	40.00	429 E 51 6299 00 999 3 99 0 00	ALARM MONITORING PO#2012400046
Check Number 15932 Total:			40.00		
02/14/2024	15933	VICTORIA FREIGHTLINER-WESTERN STAR	253.76	199 E 34 6249 00 999 0 99 0 00	BUS PARTS
02/14/2024	15933	VICTORIA FREIGHTLINER-WESTERN STAR	120.74	199 E 34 6399 00 999 0 99 0 00	BUS PARTS
02/14/2024	15933	VICTORIA FREIGHTLINER-WESTERN STAR	646.14	199 E 34 6249 00 999 0 99 0 00	BUS PARTS
Check Number 15933 Total:			1,020.64		
02/14/2024	15934	WALSH GALLEGOS TREVINO KYLE	100.50	199 E 41 6211 00 720 0 99 0 00	LEGAL SERVICES THROUGH JAN 15
02/14/2024	15934	WALSH GALLEGOS TREVINO KYLE	234.50	199 E 41 6211 00 720 0 23 0 00	T BOHANNON LEGAL ISSUES
02/14/2024	15934	WALSH GALLEGOS TREVINO KYLE	1,000.00	199 E 41 6211 00 720 0 99 0 00	ANNUAL RETAINER
Check Number 15934 Total:			1,335.00		
02/14/2024	15935	WELLS, DEMETRIC	199.89	199 E 41 6411 00 750 0 99 0 00	2024 MID-WINTER CONFERENCE REIMBURSEMENT
Check Number 15935 Total:			199.89		

YTD Check Register

Date Range: 02/01/2024 to 02/29/2024

EL CAMPO ISD

GENERAL OPERATING ACCOUNT - 02183080

Check Date	Chk Nbr	Vendor Name	Amount	Account Number	Description
02/14/2024	15936	WHATABURGER RESTAURANTS, LLC	149.00	199 E 36 6412 90 001 0 91 0 SC	BOYS SOCCER MEALS
		Check Number 15936 Total:	149.00		
02/14/2024	15937	WILLIAMS, LARRY	510.78	199 E 13 6411 08 001 0 11 0 00	TMEA TRAVEL 2/7-11
		Check Number 15937 Total:	510.78		
02/14/2024	15938	YK COMMUNICATIONS	96.99	199 E 11 6299 00 001 0 11 T EC	2023/24 INTERNET SERVICE
02/14/2024	15938	YK COMMUNICATIONS	96.99	199 E 11 6299 00 041 0 11 T EC	2023/24 INTERNET SERVICE
02/14/2024	15938	YK COMMUNICATIONS	96.99	199 E 11 6299 00 102 0 11 T EC	2023/24 INTERNET SERVICE
02/14/2024	15938	YK COMMUNICATIONS	96.99	199 E 11 6299 00 103 0 11 T EC	2023/24 INTERNET SERVICE
02/14/2024	15938	YK COMMUNICATIONS	96.99	199 E 11 6299 00 107 0 11 T EC	2023/24 INTERNET SERVICE
		Check Number 15938 Total:	484.95		
02/14/2024	15939	ZAHN, ANNA	295.02	199 E 13 6411 70 001 0 22 0 00	CTAT TRAVEL EXP 2/4-6
		Check Number 15939 Total:	295.02		
02/16/2024	15940	AMAZON	100.17	199 E 41 6499 01 750 0 99 0 HR	GEN ADM SUPPLIES AND JOB FAIR SUPPLIES FOR HR
02/16/2024	15940	AMAZON	18.59	199 E 41 6399 00 750 0 99 0 00	GEN ADM SUPPLIES AND JOB FAIR SUPPLIES FOR HR
02/16/2024	15940	AMAZON	28.77	199 E 11 6399 75 001 0 22 0 00	EDUCATION TRAINING LAB SUPPLIES-CRICUT TROPICAL SAMPLER-#2 LINK TO POSTSECONDARY CTE
02/16/2024	15940	AMAZON	69.84	199 E 23 6498 00 041 0 99 0 00	Awards ADM MS
02/16/2024	15940	AMAZON	55.56	199 E 12 6329 01 001 0 11 0 00	LIBRARY SUPPLIES-BOOK COVER ROLLS
02/16/2024	15940	AMAZON	47.98	199 E 12 6329 01 001 0 11 0 00	LIBRARY SUPPLIES-BOOK COVER ROLLS
02/16/2024	15940	AMAZON	287.00	199 E 11 6399 07 001 0 22 0 00	DIGITAL COMMUNICATION CLASSROOM SUPPLIES-GREEN SCREENS, MEMORY CARDS-#1 ACADEMIC/CTE INTEGRATION
02/16/2024	15940	AMAZON	109.95	199 E 11 6399 07 001 0 22 0 00	DIGITAL COMMUNICATION CLASSROOM SUPPLIES-GREEN SCREENS, MEMORY CARDS-#1 ACADEMIC/CTE INTEGRATION
02/16/2024	15940	AMAZON	197.99	199 E 11 6399 07 001 0 22 0 00	DIGITAL COMMUNICATION CLASSROOM SUPPLIES-GREEN SCREENS, MEMORY CARDS-#1 ACADEMIC/CTE INTEGRATION
02/16/2024	15940	AMAZON	480.96	199 E 11 6399 07 001 0 22 0 00	DIGITAL COMMUNICATION CLASSROOM SUPPLIES-GREEN SCREENS, MEMORY CARDS-#1 ACADEMIC/CTE INTEGRATION
02/16/2024	15940	AMAZON	39.90	199 E 11 6399 07 001 0 22 0 00	DIGITAL COMMUNICATION CLASSROOM SUPPLIES-GREEN SCREENS, MEMORY CARDS-#1 ACADEMIC/CTE INTEGRATION
02/16/2024	15940	AMAZON	113.96	199 E 11 6399 15 102 0 11 0 00	ELAR BOOKS
02/16/2024	15940	AMAZON	101.76	199 E 11 6399 15 102 0 11 0 00	ELAR ITEMS-AR
02/16/2024	15940	AMAZON	29.98	199 E 11 6399 15 102 0 11 0 00	ELAR ITEMS-AR
02/16/2024	15940	AMAZON	73.29	199 E 11 6399 74 001 0 22 0 00	GENERAL CTE SUPPLIES-2 DRAWER FILE CABINET, INK FOR PRINTER, TONER CARTRIDGES-#3 ALL ASPECTS OF AN INDUSTRY
02/16/2024	15940	AMAZON	145.99	199 E 11 6399 74 001 0 22 0 00	GENERAL CTE SUPPLIES-2 DRAWER FILE CABINET, INK FOR PRINTER, TONER CARTRIDGES-#3 ALL ASPECTS OF AN INDUSTRY
02/16/2024	15940	AMAZON	108.80	199 E 11 6399 74 001 0 22 0 00	GENERAL CTE SUPPLIES-2 DRAWER FILE CABINET, INK FOR PRINTER, TONER CARTRIDGES-#3 ALL ASPECTS OF AN INDUSTRY

YTD Check Register

Date Range: 02/01/2024 to 02/29/2024

EL CAMPO ISD

GENERAL OPERATING ACCOUNT - 02183080

Check Date	Chk Nbr	Vendor Name	Amount	Account Number	Description
02/16/2024	15940	AMAZON	273.00	199 E 11 6399 75 001 0 22 0 00	EDUCATION TRAINING CLASSROOM SUPPLIES-BOOKSHELF FLOOR STANDING STUDENT BOOKCASE-#1 ACADEMIC/CTE INTEGRATION
02/16/2024	15940	AMAZON	50.77	199 E 11 6399 10 001 0 22 0 00	ADVANCED FLORAL DESIGN LAB SUPPLIES-MINI ARTIFICIAL SUCCULENTS, FLORACRAFT FLORAL DRYFOAM, PLASTIC PAINT TRAYS, FRESH FOREST MOSS-#2 LINK TO POSTSECONDARY CTE
02/16/2024	15940	AMAZON	111.96	199 E 11 6399 10 001 0 22 0 00	ADVANCED FLORAL DESIGN LAB SUPPLIES-MINI ARTIFICIAL SUCCULENTS, FLORACRAFT FLORAL DRYFOAM, PLASTIC PAINT TRAYS, FRESH FOREST MOSS-#2 LINK TO POSTSECONDARY CTE
02/16/2024	15940	AMAZON	15.79	199 E 11 6399 10 001 0 22 0 00	ADVANCED FLORAL DESIGN LAB SUPPLIES-MINI ARTIFICIAL SUCCULENTS, FLORACRAFT FLORAL DRYFOAM, PLASTIC PAINT TRAYS, FRESH FOREST MOSS-#2 LINK TO POSTSECONDARY CTE
02/16/2024	15940	AMAZON	87.33	199 E 11 6399 10 001 0 22 0 00	ADVANCED FLORAL DESIGN LAB SUPPLIES-MINI ARTIFICIAL SUCCULENTS, FLORACRAFT FLORAL DRYFOAM, PLASTIC PAINT TRAYS, FRESH FOREST MOSS-#2 LINK TO POSTSECONDARY CTE
02/16/2024	15940	AMAZON	33.99	199 E 11 6399 10 001 0 22 0 00	ADVANCED FLORAL DESIGN LAB SUPPLIES-MINI ARTIFICIAL SUCCULENTS, FLORACRAFT FLORAL DRYFOAM, PLASTIC PAINT TRAYS, FRESH FOREST MOSS-#2 LINK TO POSTSECONDARY CTE
02/16/2024	15940	AMAZON	12.99	199 E 11 6399 10 001 0 22 0 00	ADVANCED FLORAL DESIGN LAB SUPPLIES-MINI ARTIFICIAL SUCCULENTS, FLORACRAFT FLORAL DRYFOAM, PLASTIC PAINT TRAYS, FRESH FOREST MOSS-#2 LINK TO POSTSECONDARY CTE
02/16/2024	15940	AMAZON	11.36	199 E 11 6399 10 001 0 22 0 00	ADVANCED FLORAL DESIGN LAB SUPPLIES-MINI ARTIFICIAL SUCCULENTS, FLORACRAFT FLORAL DRYFOAM, PLASTIC PAINT TRAYS, FRESH FOREST MOSS-#2 LINK TO POSTSECONDARY CTE
02/16/2024	15940	AMAZON	47.94	199 E 11 6399 05 041 0 11 0 00	Teen Leadership Supplies
02/16/2024	15940	AMAZON	17.98	199 E 11 6399 05 041 0 11 0 00	Teen Leadership Supplies
02/16/2024	15940	AMAZON	74.18	199 E 11 6399 05 041 0 11 0 00	Teen Leadership Supplies
02/16/2024	15940	AMAZON	71.98	199 E 11 6399 05 041 0 11 0 00	Teen Leadership Supplies
02/16/2024	15940	AMAZON	43.40	199 E 11 6399 05 041 0 11 0 00	Teen Leadership Supplies
02/16/2024	15940	AMAZON	76.85	199 E 11 6399 05 041 0 11 0 00	Teen Leadership Supplies
02/16/2024	15940	AMAZON	18.04	199 E 11 6399 21 041 0 11 0 00	Science Supplies
02/16/2024	15940	AMAZON	14.99	199 E 11 6399 21 041 0 11 0 00	Science Supplies
02/16/2024	15940	AMAZON	5.17	199 E 11 6399 21 041 0 11 0 00	Science Supplies
02/16/2024	15940	AMAZON	14.90	199 E 11 6399 21 041 0 11 0 00	Science Supplies
02/16/2024	15940	AMAZON	34.93	199 E 11 6399 21 041 0 11 0 00	Science Supplies
02/16/2024	15940	AMAZON	132.19	199 E 11 6399 74 001 0 22 0 00	CTE SUPPLIES-GRADUATION CORDS SILVER CTE-#1 ACADEMIC/CTE INTEGRATION
02/16/2024	15940	AMAZON	30.71	199 E 11 6399 13 001 0 11 0 00	STARS UIL SUPPLIES
02/16/2024	15940	AMAZON	49.95	199 E 11 6399 13 001 0 11 0 00	STARS UIL SUPPLIES
02/16/2024	15940	AMAZON	27.98	199 E 11 6399 13 001 0 11 0 00	STARS UIL SUPPLIES
02/16/2024	15940	AMAZON	16.99	199 E 11 6399 13 001 0 11 0 00	STARS UIL SUPPLIES
02/16/2024	15940	AMAZON	32.00	199 E 11 6399 13 001 0 11 0 00	STARS UIL SUPPLIES

YTD Check Register

Date Range: 02/01/2024 to 02/29/2024

EL CAMPO ISD

GENERAL OPERATING ACCOUNT - 02183080

Check Date	Chk Nbr	Vendor Name	Amount	Account Number	Description
02/16/2024	15940	AMAZON	63.62	199 E 11 6399 13 001 0 11 0 00	STARS UIL SUPPLIES
		Check Number 15940 Total:	3,381.48		
02/16/2024	15941	AT&T	3,141.37	199 E 51 6256 00 999 0 99 0 00	2023-24 DISTRICT TELEPHONE LINE SVC 713A0160869555
		Check Number 15941 Total:	3,141.37		
02/16/2024	15942	BABCOCK, CLINTON	35.00	199 E 36 6299 00 001 0 91 W 00	BSB SCRIMMAGE 2/13
		Check Number 15942 Total:	35.00		
02/16/2024	15943	CAMPBELL, NATALIE	32.00	199 E 36 6412 90 041 0 91 0 00	TRAVEL UIL 2/2
02/16/2024	15943	CAMPBELL, NATALIE	32.00	199 E 36 6412 91 041 0 91 0 00	TRAVEL UIL 2/2
02/16/2024	15943	CAMPBELL, NATALIE	68.47	199 E 36 6411 00 041 0 99 0 00	TRAVEL UIL 2/2
		Check Number 15943 Total:	132.47		
02/16/2024	15944	CLARK, DONTE	35.00	199 E 36 6299 00 001 0 91 W 00	BSB SCRIMMAGE 2/5
		Check Number 15944 Total:	35.00		
02/16/2024	15945	COASTAL PLAINS UMPIRE CHAPTER	250.00	199 E 36 6299 00 001 0 91 W 00	SCRIMMAGE FEE 2/13
		Check Number 15945 Total:	250.00		
02/16/2024	15946	COLLINS MUSIC CENTER OF EL CAMPO IN	525.62	199 E 11 6399 07 041 0 11 0 00	BAND SUPPLIES
		Check Number 15946 Total:	525.62		
02/16/2024	15947	COX, JOHN	35.00	199 E 36 6299 00 001 0 91 W 00	BSB SCRIMMAGE 2/13
		Check Number 15947 Total:	35.00		
02/16/2024	15948	EL CAMPO MEMORIAL HOSPITAL	375.00	199 E 34 6216 00 999 0 99 0 00	DOT PHYSICALS
		Check Number 15948 Total:	375.00		
02/16/2024	15949	EL CAMPO PARTS	149.90	199 E 34 6399 00 999 0 99 0 00	PARTS-BUS FLEET
		Check Number 15949 Total:	149.90		
02/16/2024	15950	FARLEY SR, CORDELL	165.00	199 E 36 6299 00 001 0 91 W 00	BB OFFICIAL 2/1
		Check Number 15950 Total:	165.00		
02/16/2024	15951	FIGIROVA, GARY	66.29	199 E 36 6411 90 999 0 91 0 00	LONE STAR CLINIC TRAVEL 2/9-10
		Check Number 15951 Total:	66.29		
02/16/2024	15952	GULF COAST PAPER CO. INC.	365.28	199 E 11 6399 00 041 0 11 0 00	MS Supplies
		Check Number 15952 Total:	365.28		
02/16/2024	15953	LEWIS, KEVIN	320.00	199 E 36 6412 92 001 0 91 0 00	BB BIDISTRICT PO MEALS 2/19
		Check Number 15953 Total:	320.00		
02/16/2024	15954	MARTIN, RYAN	151.43	199 E 36 6411 90 999 0 91 0 00	LONE STAR CLINIC TRAVEL 2/9-10
		Check Number 15954 Total:	151.43		
02/16/2024	15955	MCCOY'S BUILDING SUPPLY	199.00	199 E 51 6316 00 999 0 99 0 00	CARPENTER PROJECTS
		Check Number 15955 Total:	199.00		
02/16/2024	15956	MICAN, BRADEN	225.00	199 E 52 6299 00 041 0 91 W 00	GAME SECURITY 2/12 ECMS
		Check Number 15956 Total:	225.00		
02/16/2024	15957	MIKSIK, BREANA	576.00	199 E 36 6412 90 041 0 91 0 00	ECMS GIRL TRACK MEAL 2/27
		Check Number 15957 Total:	576.00		
02/16/2024	15958	MIKSIK, BREANA	576.00	199 E 36 6412 90 041 0 91 0 00	ECMS GIRL TRACK 2/20
		Check Number 15958 Total:	576.00		
02/16/2024	15959	OLDAG, DONALD	125.87	199 E 12 6411 00 999 0 11 T EC	HOTEL REIM TCEA
		Check Number 15959 Total:	125.87		
02/16/2024	15960	PERALES, JUAN	180.00	199 E 52 6299 00 001 0 91 W 00	BSB SECURITY 2/13

YTD Check Register

Date Range: 02/01/2024 to 02/29/2024

EL CAMPO ISD

GENERAL OPERATING ACCOUNT - 02183080

Check Date	Chk Nbr	Vendor Name	Amount	Account Number	Description
		Check Number 15960 Total:	180.00		
02/16/2024	15961	PFEIL, JEFFREY	202.50	199 E 52 6299 00 001 0 91 W 00	SOCCER SECURITY 2/13
		Check Number 15961 Total:	202.50		
02/16/2024	15962	REGION 4 EDUC. SERVICE CENTER	120.00	199 E 34 6239 00 999 0 99 0 00	TRAINING
		Check Number 15962 Total:	120.00		
02/16/2024	15963	SANDERS, KALYNN	1,363.63	199 E 13 6411 00 041 0 11 0 00	TCEA TRAVEL 2/3
		Check Number 15963 Total:	1,363.63		
02/16/2024	15964	SERVICE SUPPLY OF VICTORIA, INC.	288.57	199 E 51 6319 00 999 0 99 0 00	MAINT EXP
		Check Number 15964 Total:	288.57		
02/16/2024	15965	SOHRT, MATTHEW	576.00	199 E 36 6412 91 041 0 91 0 00	ECMS BOYS TRACK MEAL 2/27
		Check Number 15965 Total:	576.00		
02/16/2024	15966	SOHRT, MATTHEW	576.00	199 E 36 6412 91 041 0 91 0 00	ECMS BOYS TRACK 2/20 MEAL
		Check Number 15966 Total:	576.00		
02/16/2024	15967	TELECOMMUNICATIONS MANAGEMENT	90.96	199 E 51 6259 00 999 0 99 W 00	2023/24 MAINT DEPT INTERNET SERVICE
		Check Number 15967 Total:	90.96		
02/16/2024	15968	TEXAS ASSN OF SCHOOL BOARDS	100.00	199 E 41 6219 00 702 0 99 0 00	POLICY UPDATES/PRINTING CHGS
		Check Number 15968 Total:	100.00		
02/16/2024	15969	UNIFIRST CORPORATION	46.03	199 E 34 6299 00 999 0 99 0 00	LAUNDRY SERVICE
		Check Number 15969 Total:	46.03		
02/16/2024	15970	WHARTON CO. C.A.D.	90,708.84	199 E 41 6213 00 703 0 99 0 00	2ND QTR SHARE
		Check Number 15970 Total:	90,708.84		
02/28/2024	15971	ADT COMMERCIAL	36.08	199 E 51 6299 00 999 0 99 0 00	FIRE MONITORING (08/13/23-09/12/24)
		Check Number 15971 Total:	36.08		
02/28/2024	15972	ALAMIA, MONICA	57.22	386 E 11 6411 00 999 0 23 0 00	JAN INDISTRICT TRAVEL
		Check Number 15972 Total:	57.22		
02/28/2024	15973	ALLTEX WELDING SUPPLIES, INC.	17.78	199 E 11 6269 70 001 0 22 0 00	WELDING LAB SUPPLIES-PROPANE RENTAL-#2 LINK TO POSTSECONDARY CTE
		Check Number 15973 Total:	17.78		
02/28/2024	15974	AMAZON	171.98	289 E 11 6399 35 041 4 24 0 00	Supplies & Mat MS
02/28/2024	15974	AMAZON	85.99	270 E 11 6399 35 041 4 24 0 00	Supplies & Mat MS
02/28/2024	15974	AMAZON	7.99	199 E 11 6399 35 107 0 21 0 00	INSTRUCTIONAL MATERIALS T SUPPORT TPSP G/T LESSONS
02/28/2024	15974	AMAZON	15.95	199 E 11 6399 35 107 0 21 0 00	INSTRUCTIONAL MATERIALS T SUPPORT TPSP G/T LESSONS
02/28/2024	15974	AMAZON	15.99	199 E 11 6399 35 107 0 21 0 00	INSTRUCTIONAL MATERIALS T SUPPORT TPSP G/T LESSONS
02/28/2024	15974	AMAZON	13.36	199 E 11 6399 35 107 0 21 0 00	INSTRUCTIONAL MATERIALS T SUPPORT TPSP G/T LESSONS
02/28/2024	15974	AMAZON	11.99	199 E 11 6399 35 107 0 21 0 00	INSTRUCTIONAL MATERIALS T SUPPORT TPSP G/T LESSONS
02/28/2024	15974	AMAZON	9.97	199 E 11 6399 35 107 0 21 0 00	INSTRUCTIONAL MATERIALS T SUPPORT TPSP G/T LESSONS
02/28/2024	15974	AMAZON	13.39	199 E 11 6399 35 107 0 21 0 00	INSTRUCTIONAL MATERIALS T SUPPORT TPSP G/T LESSONS
02/28/2024	15974	AMAZON	9.85	199 E 11 6399 35 107 0 21 0 00	INSTRUCTIONAL MATERIALS T SUPPORT TPSP G/T LESSONS

YTD Check Register

Date Range: 02/01/2024 to 02/29/2024

EL CAMPO ISD

GENERAL OPERATING ACCOUNT - 02183080

Check Date	Chk Nbr	Vendor Name	Amount	Account Number	Description
02/28/2024	15974	AMAZON	26.99	199 E 11 6399 35 107 0 21 0 00	INSTRUCTIONAL MATERIALS T SUPPORT TPSP G/T LESSONS
02/28/2024	15974	AMAZON	4.52	199 E 11 6399 35 107 0 21 0 00	INSTRUCTIONAL MATERIALS T SUPPORT TPSP G/T LESSONS
02/28/2024	15974	AMAZON	2.47	199 E 11 6399 00 107 0 11 0 00	INSTRUCTIONAL MATERIALS T SUPPORT TPSP G/T LESSONS
02/28/2024	15974	AMAZON	12.98	199 E 11 6399 35 041 0 37 0 00	Suppl & Matl Dyslexia
02/28/2024	15974	AMAZON	8.98	199 E 11 6399 35 041 0 37 0 00	Suppl & Matl Dyslexia
02/28/2024	15974	AMAZON	31.96	199 E 11 6399 35 041 0 37 0 00	Suppl & Matl Dyslexia
02/28/2024	15974	AMAZON	81.72	199 E 11 6399 35 041 0 37 0 00	Suppl & Matl Dyslexia
02/28/2024	15974	AMAZON	29.99	199 E 11 6399 35 041 0 37 0 00	Suppl & Matl Dyslexia
02/28/2024	15974	AMAZON	119.37	199 E 11 6399 35 041 0 37 0 00	Suppl & Matl Dyslexia
02/28/2024	15974	AMAZON	59.96	199 E 11 6399 35 041 0 37 0 00	Suppl & Matl Dyslexia
02/28/2024	15974	AMAZON	71.98	199 E 11 6399 35 041 0 37 0 00	Suppl & Matl Dyslexia
02/28/2024	15974	AMAZON	9.98	199 E 11 6399 35 041 0 37 0 00	Suppl & Matl Dyslexia
02/28/2024	15974	AMAZON	34.11	199 E 11 6399 35 041 0 37 0 00	Suppl & Matl Dyslexia
02/28/2024	15974	AMAZON	54.02	199 E 11 6399 35 041 0 37 0 00	Suppl & Matl Dyslexia
02/28/2024	15974	AMAZON	34.11	199 E 11 6399 35 041 0 37 0 00	Suppl & Matl Dyslexia
02/28/2024	15974	AMAZON	68.22	199 E 11 6399 35 041 0 25 0 00	Supplies BIL/ESL
02/28/2024	15974	AMAZON	21.98	199 E 11 6399 35 041 0 21 0 00	Supplies & Matl G/T Campus
02/28/2024	15974	AMAZON	29.16	199 E 11 6399 35 041 0 21 0 00	Supplies & Matl G/T Campus
02/28/2024	15974	AMAZON	22.58	199 E 11 6399 35 041 0 21 0 00	Supplies & Matl G/T Campus
02/28/2024	15974	AMAZON	27.22	199 E 11 6399 35 041 0 21 0 00	Supplies & Matl G/T Campus
02/28/2024	15974	AMAZON	59.73	199 E 11 6399 35 041 0 21 0 00	Supplies & Matl G/T Campus
02/28/2024	15974	AMAZON	30.72	199 E 11 6399 35 041 0 21 0 00	Supplies & Matl G/T Campus
02/28/2024	15974	AMAZON	7.79	199 E 11 6399 35 041 0 21 0 00	Supplies & Matl G/T Campus
02/28/2024	15974	AMAZON	119.94	199 E 11 6399 35 041 0 21 0 00	Supplies & Matl G/T Campus
02/28/2024	15974	AMAZON	29.98	199 E 11 6399 18 041 0 11 0 00	Supplies & Matl G/T Campus
02/28/2024	15974	AMAZON	40.28	199 E 11 6399 35 041 0 21 0 00	Supplies & Matl G/T Campus
02/28/2024	15974	AMAZON	291.25	289 E 11 6399 35 041 4 24 0 00	Supplies & Matl SSAEP
02/28/2024	15974	AMAZON	36.20	289 E 11 6399 35 041 4 24 0 00	Supplies & Matl SSAEP
02/28/2024	15974	AMAZON	53.96	289 E 11 6399 35 041 4 24 0 00	Supplies & Matl SSAEP
02/28/2024	15974	AMAZON	22.00	289 E 11 6399 35 041 4 24 0 00	Supplies & Matl SSAEP
02/28/2024	15974	AMAZON	37.96	289 E 11 6399 35 041 4 24 0 00	Supplies & Matl SSAEP
02/28/2024	15974	AMAZON	171.16	289 E 11 6399 35 041 4 24 0 00	Supplies & Matl SSAEP
02/28/2024	15974	AMAZON	97.80	289 E 11 6399 35 041 4 24 0 00	Supplies & Matl SSAEP
02/28/2024	15974	AMAZON	161.94	199 E 11 6399 35 103 0 21 0 00	GT SUPPLIES
02/28/2024	15974	AMAZON	26.55	199 E 11 6399 35 103 0 21 0 00	GT SUPPLIES
02/28/2024	15974	AMAZON	9.65	199 E 11 6399 35 103 0 21 0 00	GT SUPPLIES
02/28/2024	15974	AMAZON	38.13	199 E 11 6399 35 103 0 21 0 00	GT SUPPLIES
02/28/2024	15974	AMAZON	14.95	199 E 11 6399 35 103 0 21 0 00	GT SUPPLIES
02/28/2024	15974	AMAZON	67.25	199 E 11 6399 35 103 0 21 0 00	GT SUPPLIES
02/28/2024	15974	AMAZON	8.39	199 E 11 6399 35 103 0 21 0 00	GT SUPPLIES
02/28/2024	15974	AMAZON	12.95	199 E 11 6399 35 103 0 21 0 00	GT SUPPLIES
02/28/2024	15974	AMAZON	189.89	199 E 11 6399 35 103 0 21 0 00	GT SUPPLIES
02/28/2024	15974	AMAZON	13.25	199 E 11 6399 35 103 0 21 0 00	GT SUPPLIES
02/28/2024	15974	AMAZON	6.99	199 E 11 6399 35 103 0 21 0 00	GT SUPPLIES

YTD Check Register

Date Range: 02/01/2024 to 02/29/2024

EL CAMPO ISD

GENERAL OPERATING ACCOUNT - 02183080

Check Date	Chk Nbr	Vendor Name	Amount	Account Number	Description
02/28/2024	15974	AMAZON	8.99	199 E 11 6399 35 103 0 21 0 00	GT SUPPLIES
02/28/2024	15974	AMAZON	33.57	199 E 11 6399 35 103 0 21 0 00	GT SUPPLIES
02/28/2024	15974	AMAZON	15.99	199 E 11 6399 35 103 0 21 0 00	GT SUPPLIES
02/28/2024	15974	AMAZON	13.90	199 E 11 6399 35 103 0 21 0 00	GT SUPPLIES
02/28/2024	15974	AMAZON	11.90	199 E 11 6399 35 103 0 21 0 00	GT SUPPLIES
02/28/2024	15974	AMAZON	13.29	199 E 11 6399 35 103 0 21 0 00	GT SUPPLIES
02/28/2024	15974	AMAZON	35.99	199 E 11 6399 35 103 0 21 0 00	GT SUPPLIES
02/28/2024	15974	AMAZON	159.94	270 E 11 6399 35 041 4 24 0 00	Supplies & Mat MS
02/28/2024	15974	AMAZON	524.85	289 E 11 6399 35 103 4 24 0 00	SUPPLIES/MATERIALS
02/28/2024	15974	AMAZON	314.91	289 E 11 6399 35 103 4 24 0 00	SUPPLIES/MATERIALS
02/28/2024	15974	AMAZON	179.70	289 E 11 6399 35 103 4 24 0 00	SUPPLIES/MATERIALS
02/28/2024	15974	AMAZON	149.94	289 E 11 6399 35 103 4 24 0 00	SUPPLIES/MATERIALS
02/28/2024	15974	AMAZON	113.89	289 E 11 6399 35 103 4 24 0 00	SUPPLIES/MATERIALS
02/28/2024	15974	AMAZON	348.99	270 E 11 6399 35 041 4 24 0 00	Supplies & Mat MS
02/28/2024	15974	AMAZON	568.98	244 E 11 6397 00 001 4 22 0 00	FEDERAL INVENTORY-SUPPLIES FOR CULINARY TRAILER-AC/HEATING SYSTEM WITH HEAT PUMP-#2 LINK TO POSTSECONDARY CTE
02/28/2024	15974	AMAZON	74.60	270 E 11 6399 00 999 4 24 0 00	GET BETTER FASTER: COACHING NEW TEACHERS & STAFF APPRECIATION GIFTS
02/28/2024	15974	AMAZON	7.91	199 E 41 6499 00 720 0 99 0 00	GET BETTER FASTER: COACHING NEW TEACHERS & STAFF APPRECIATION GIFTS
02/28/2024	15974	AMAZON	11.12	199 E 11 6399 35 041 0 25 0 00	Supplies BIL/ESL
02/28/2024	15974	AMAZON	23.76	199 E 11 6399 35 041 0 25 0 00	Supplies BIL/ESL
02/28/2024	15974	AMAZON	14.96	199 E 11 6399 35 041 0 25 0 00	Supplies BIL/ESL
02/28/2024	15974	AMAZON	32.20	199 E 11 6399 35 041 0 25 0 00	Supplies BIL/ESL
02/28/2024	15974	AMAZON	11.24	199 E 11 6399 35 041 0 25 0 00	Supplies BIL/ESL
02/28/2024	15974	AMAZON	43.08	199 E 11 6399 35 041 0 25 0 00	Supplies BIL/ESL
02/28/2024	15974	AMAZON	23.96	199 E 11 6399 35 041 0 25 0 00	Supplies BIL/ESL
02/28/2024	15974	AMAZON	33.99	199 E 11 6399 35 041 0 25 0 00	Supplies BIL/ESL
02/28/2024	15974	AMAZON	43.10	199 E 11 6399 35 041 0 25 0 00	Supplies BIL/ESL
02/28/2024	15974	AMAZON	79.78	199 E 11 6399 35 041 0 25 0 00	Supplies BIL/ESL
02/28/2024	15974	AMAZON	10.88	199 E 11 6399 35 041 0 25 0 00	Supplies BIL/ESL
02/28/2024	15974	AMAZON	27.98	199 E 11 6399 35 041 0 25 0 00	Supplies BIL/ESL
02/28/2024	15974	AMAZON	84.98	199 E 11 6399 35 041 0 25 0 00	Supplies BIL/ESL
02/28/2024	15974	AMAZON	71.98	199 E 11 6399 35 041 0 25 0 00	Supplies BIL/ESL
02/28/2024	15974	AMAZON	29.04	199 E 11 6399 35 041 0 25 0 00	Supplies BIL/ESL
02/28/2024	15974	AMAZON	27.98	199 E 11 6399 35 041 0 25 0 00	Supplies BIL/ESL
02/28/2024	15974	AMAZON	125.96	199 E 11 6399 35 041 0 25 0 00	Supplies BIL/ESL
02/28/2024	15974	AMAZON	59.66	199 E 11 6399 35 041 0 25 0 00	Supplies BIL/ESL
		Check Number 15974 Total:	5,990.46		
02/28/2024	15975	AMERICAN DANCE/DRILL TEAM	960.00	199 E 36 6499 61 001 0 91 0 00	DERBYDOLL ROUTINES
02/28/2024	15975	AMERICAN DANCE/DRILL TEAM	1,140.00	199 E 36 6499 61 001 0 91 0 00	DERBYDOLL ROUTINES
02/28/2024	15975	AMERICAN DANCE/DRILL TEAM	1,725.00	199 E 36 6499 61 001 0 91 0 00	DERBYDOLL ROUTINES

YTD Check Register

Date Range: 02/01/2024 to 02/29/2024

EL CAMPO ISD

GENERAL OPERATING ACCOUNT - 02183080

Check Date	Chk Nbr	Vendor Name	Amount	Account Number	Description
		Check Number 15975 Total:	3,825.00		
02/28/2024	15976	AMSTERDAM PRINTING AND LITHO, INC.	62.75	199 E 23 6399 00 107 0 99 0 00	STAFF SUPPLIES
02/28/2024	15976	AMSTERDAM PRINTING AND LITHO, INC.	29.69	199 E 23 6399 00 107 0 99 0 00	STAFF SUPPLIES
		Check Number 15976 Total:	92.44		
02/28/2024	15977	ANDERSEN, AMANDA	294.83	437 E 21 6411 00 751 0 23 0 00	AUSTIN TCASE TRAVEL
		Check Number 15977 Total:	294.83		
02/28/2024	15978	AQUA BEVERAGE CO/OZARKA	54.25	199 E 41 6499 00 720 0 99 0 00	23/24 MLRC&ADMIN WATER COOLER RENTAL&SERVICE
02/28/2024	15978	AQUA BEVERAGE CO/OZARKA	39.96	199 E 21 6499 00 999 0 99 0 00	23/24 MLRC&ADMIN WATER COOLER RENTAL&SERVICE
		Check Number 15978 Total:	94.21		
02/28/2024	15979	ARAMARK INC	82,584.42	240 E 35 6219 00 999 0 99 0 00	FOOD SVC EXP
		Check Number 15979 Total:	82,584.42		
02/28/2024	15980	AT&T	3,174.11	199 E 51 6259 00 999 0 99 W 00	23/24 DISTRICT INTERNET SVC-8310006526135
		Check Number 15980 Total:	3,174.11		
02/28/2024	15981	BABCOCK, PATRICIA	231.02	437 E 21 6411 01 751 0 23 0 00	FEB INDISTRICT TRAVEL
		Check Number 15981 Total:	231.02		
02/28/2024	15982	BAILEY, AMY	316.24	199 E 11 6411 00 999 0 23 0 VI	MILEAGE REIMBURSEMENT 1-29-24 TO 2-26-24
		Check Number 15982 Total:	316.24		
02/28/2024	15983	BAY CITY BOOSTER CLUB	207.00	199 E 36 6412 90 001 0 91 0 PL	GIRLS POWERLIFTING MEALS 3/1/24
		Check Number 15983 Total:	207.00		
02/28/2024	15984	BAY CITY POWERLIFTING	665.00	199 E 36 6499 90 001 0 91 0 PL	ENTRY FEE-GIRLS POWERLIFT
		Check Number 15984 Total:	665.00		
02/28/2024	15985	BEAL, BRANDY	298.15	199 E 41 6411 00 750 0 99 0 00	MILEAGE REIMBURSEMENT TASBO/REG 3
		Check Number 15985 Total:	298.15		
02/28/2024	15986	BELTRAN, TERRI	595.41	199 E 51 6411 00 999 0 99 0 00	HOUSTON TASBO TRAVEL
		Check Number 15986 Total:	595.41		
02/28/2024	15987	BIORAD	756.84	199 E 11 6399 83 001 0 22 0 00	BIO TECH LAB SUPPLIES-POWER PAC BASIC POWER SUPPLY-#3 ALL ASPECTS OF AN INDUSTRY
02/28/2024	15987	BIORAD	51.05	199 E 11 6399 83 001 0 22 0 00	BIO TECH LAB SUPPLIES-POWER PAC BASIC POWER SUPPLY-#3 ALL ASPECTS OF AN INDUSTRY
		Check Number 15987 Total:	807.89		
02/28/2024	15988	BOND, NOLAN	93.00	199 E 36 6411 90 999 0 91 0 00	MERRELL CENTER TRAVEL
		Check Number 15988 Total:	93.00		
02/28/2024	15989	CENTERPOINT ENERGY	1,423.09	199 E 51 6258 00 999 0 99 0 00	2023/24 DISTRICT NATURAL GAS USAGE
		Check Number 15989 Total:	1,423.09		
02/28/2024	15990	COLLINS MUSIC CENTER OF EL CAMPO IN	163.46	199 E 11 6399 07 041 0 11 0 00	BAND SUPPLIES
		Check Number 15990 Total:	163.46		
02/28/2024	15991	COMMUNITIES IN SCHOOLS OF	2,500.00	199 E 11 6291 00 041 0 24 0 00	CIS SERVICES FOR 23-24 AT ECMS
02/28/2024	15991	COMMUNITIES IN SCHOOLS OF	2,500.00	199 E 11 6291 00 041 0 24 0 00	CIS SERVICES FOR 23-24 AT ECMS
02/28/2024	15991	COMMUNITIES IN SCHOOLS OF	2,500.00	199 E 11 6291 00 041 0 24 0 00	CIS SERVICES FOR 23-24 AT ECMS
		Check Number 15991 Total:	7,500.00		

YTD Check Register

Date Range: 02/01/2024 to 02/29/2024

EL CAMPO ISD

GENERAL OPERATING ACCOUNT - 02183080

Check Date	Chk Nbr	Vendor Name	Amount	Account Number	Description
02/28/2024	15992	CONTRACT PAPER GROUP, INC.	3,160.00	199 E 11 6399 00 041 0 11 0 00	MS Supplies
		Check Number 15992 Total:	3,160.00		
02/28/2024	15993	CORTEZ, STEPHANIE	501.70	313 E 31 6411 00 751 4 23 0 00	MILEAGE REIMBURSEMENT 1-29-24 TO 2-27-24
		Check Number 15993 Total:	501.70		
02/28/2024	15994	CTX CORPORATION	232.00	199 E 36 6412 91 001 0 91 0 00	BASEBALL MEALS 2/19
02/28/2024	15994	CTX CORPORATION	32.00	199 E 36 6411 91 001 0 91 0 00	BASEBALL MEALS 2/19
		Check Number 15994 Total:	264.00		
02/28/2024	15995	DE LOS SANTOS, NEREYDA	200.00	199 E 36 6299 00 001 0 91 W 00	SOCCER OFFICIAL 2/13
		Check Number 15995 Total:	200.00		
02/28/2024	15996	DEPARTMENT OF INFORMATION RESOURCES	539.28	199 E 51 6259 00 999 0 99 W 00	23/24 T1 INTERNET LINE - 331331331330000
		Check Number 15996 Total:	539.28		
02/28/2024	15997	DLUHOS, RACHEL	87.24	437 E 21 6411 00 751 0 23 0 00	AUSTIN TCASE TRAVEL
02/28/2024	15997	DLUHOS, RACHEL	91.25	437 E 21 6411 00 751 0 23 0 00	FEB INDISTRICT TRAVEL
02/28/2024	15997	DLUHOS, RACHEL	88.44	437 E 21 6411 00 751 0 23 0 00	ABS WEST TRAVEL
		Check Number 15997 Total:	266.93		
02/28/2024	15998	DON DAVIS MOTOR CO., INC.	99.37	199 E 34 6399 03 999 0 99 0 00	PARTS
		Check Number 15998 Total:	99.37		
02/28/2024	15999	DOUBLETREE BY HILTON HOTEL AUSTIN	324.87	199 E 36 6411 69 001 0 99 0 00	UIL CROSS EX STATE MEET MARCH 14-16
02/28/2024	15999	DOUBLETREE BY HILTON HOTEL AUSTIN	324.87	199 E 36 6411 12 001 0 99 0 00	UIL CROSS EX STATE MEET MARCH 14-16
		Check Number 15999 Total:	649.74		
02/28/2024	16000	DOUBLETREE BY HILTON HOTEL AUSTIN	301.17	199 E 36 6411 69 001 0 99 0 00	UIL CROSS EX STATE MEET MARCH 14-16
02/28/2024	16000	DOUBLETREE BY HILTON HOTEL AUSTIN	311.61	199 E 36 6411 12 001 0 99 0 00	UIL CROSS EX STATE MEET MARCH 14-16
		Check Number 16000 Total:	612.78		
02/28/2024	16001	DSS DRIVING SAFETY SERVICES, LLC	460.00	199 E 34 6299 00 999 0 99 0 00	DRUG TESTING
		Check Number 16001 Total:	460.00		
02/28/2024	16002	EDER, SARAH	488.76	255 E 13 6411 35 001 4 11 0 00	TCEA TRAVEL REIMBURSEMENT
		Check Number 16002 Total:	488.76		
02/28/2024	16003	EDNA ATHLETIC BOOSTER CLUB	405.00	199 E 36 6412 98 001 0 91 0 00	ECHS TRACK MEALS 2/22
02/28/2024	16003	EDNA ATHLETIC BOOSTER CLUB	450.00	199 E 36 6412 97 001 0 91 0 00	ECHS TRACK MEALS 2/22
		Check Number 16003 Total:	855.00		
02/28/2024	16004	EDVOTEK, INC.	238.00	199 E 11 6399 83 001 0 22 0 00	BIOTECH LAB SUPPLIES-READY TO LOAD DNA SEQUENCING-#4 EXPAND THE USE OF TECHNOLOGY
02/28/2024	16004	EDVOTEK, INC.	26.18	199 E 11 6399 83 001 0 22 0 00	BIOTECH LAB SUPPLIES-READY TO LOAD DNA SEQUENCING-#4 EXPAND THE USE OF TECHNOLOGY
		Check Number 16004 Total:	264.18		
02/28/2024	16005	EL CAMPO PARTS	211.96	199 E 34 6399 00 999 0 99 0 00	PARTS-BUS FLEET
02/28/2024	16005	EL CAMPO PARTS	40.91	199 E 34 6399 00 999 0 99 0 00	PARTS-BUS FLEET
02/28/2024	16005	EL CAMPO PARTS	8.58	199 E 34 6399 00 999 0 99 0 00	PARTS-BUS FLEET
02/28/2024	16005	EL CAMPO PARTS	435.14	199 E 34 6399 01 999 0 99 0 00	SHOP SUPPLIES
		Check Number 16005 Total:	696.59		

YTD Check Register

Date Range: 02/01/2024 to 02/29/2024

EL CAMPO ISD

GENERAL OPERATING ACCOUNT - 02183080

Check Date	Chk Nbr	Vendor Name	Amount	Account Number	Description
02/28/2024	16006	EL CAMPO REFRIGERATION & Check Number 16006 Total:	132.50 132.50	199 E 11 6299 70 001 0 22 0 00	FLORAL COOLER REPAIR
02/28/2024	16007	FIRETRON, INC.	365.00	199 E 51 6299 00 999 0 99 0 00	WO#281026-MIDDLE SCHOOL
02/28/2024	16007	FIRETRON, INC.	600.00	199 E 51 6299 00 999 0 99 0 00	WO#281028-HIGH SCHOOL
		Check Number 16007 Total:	965.00		
02/28/2024	16008	FLANAGAN, ESTELLE ROSE	200.00	199 E 36 6299 00 001 0 91 W 00	SOCCER OFFICIAL 2/13
		Check Number 16008 Total:	200.00		
02/28/2024	16009	FLEXILE MULTIMEDIA SYSTEMS, INC.	3,503.96	199 E 11 6299 00 001 0 11 T EC	BARRACUDA ESS ANNUAL RENEWAL
02/28/2024	16009	FLEXILE MULTIMEDIA SYSTEMS, INC.	4,811.63	199 E 11 6299 00 041 0 11 T EC	BARRACUDA ESS ANNUAL RENEWAL
02/28/2024	16009	FLEXILE MULTIMEDIA SYSTEMS, INC.	4,811.63	199 E 11 6299 00 102 0 11 T EC	BARRACUDA ESS ANNUAL RENEWAL
02/28/2024	16009	FLEXILE MULTIMEDIA SYSTEMS, INC.	4,811.63	199 E 11 6299 00 103 0 11 T EC	BARRACUDA ESS ANNUAL RENEWAL
02/28/2024	16009	FLEXILE MULTIMEDIA SYSTEMS, INC.	4,811.15	199 E 11 6299 00 107 0 11 T EC	BARRACUDA ESS ANNUAL RENEWAL
		Check Number 16009 Total:	22,750.00		
02/28/2024	16010	FOLLETT SCHOOL SOLUTIONS	120.23	270 E 12 6329 35 107 4 24 0 00	SPRING LIBRARY BOOK ORDER
02/28/2024	16010	FOLLETT SCHOOL SOLUTIONS	741.75	270 E 12 6329 35 107 4 24 0 00	SPRING LIBRARY BOOK ORDER
02/28/2024	16010	FOLLETT SCHOOL SOLUTIONS	500.67	270 E 12 6329 35 107 4 24 0 00	SPRING LIBRARY BOOK ORDER
		Check Number 16010 Total:	1,362.65		
02/28/2024	16011	GANADO ALL SPORTS BOOSTER CLUB	600.00	199 E 36 6499 95 001 0 91 0 00	GOLF ENTRY FEES 2/5 & 2/8
		Check Number 16011 Total:	600.00		
02/28/2024	16012	GARCIA, YVETTE	20.10	199 E 11 6411 00 999 0 37 0 00	MILEAGE REIMBURSEMENT 2-2-24 TO 2-27-24
		Check Number 16012 Total:	20.10		
02/28/2024	16013	GOWETSKI, JASON	115.00	199 E 36 6299 00 001 0 91 W 00	SOFTBALL OFFICIAL 2/13
		Check Number 16013 Total:	115.00		
02/28/2024	16014	GRAFF, SAMANTHA	287.30	437 E 11 6411 00 751 0 23 0 00	FEB INDISTRICT TRAVEL
		Check Number 16014 Total:	287.30		
02/28/2024	16015	GRAINGER	935.24	199 E 51 6316 00 999 0 99 0 00	H/S AG SHOP DOOR OPENER
		Check Number 16015 Total:	935.24		
02/28/2024	16016	GRAINGER	289.60	199 E 51 6316 00 999 0 99 0 00	ELECTRIC SUPPLIES
		Check Number 16016 Total:	289.60		
02/28/2024	16017	GUTHRIE, HOLLY	1,720.02	255 E 13 6411 35 041 4 11 0 00	TCEA CONFERENCE REIMBURSEMENT
		Check Number 16017 Total:	1,720.02		
02/28/2024	16018	HARTON, JACOB	149.61	437 E 31 6411 00 751 0 23 0 00	FEB INDISTRICT TRAVEL
		Check Number 16018 Total:	149.61		
02/28/2024	16019	HCTRA	60.60	199 E 34 6411 00 999 0 99 0 00	TOLL FEES
		Check Number 16019 Total:	60.60		
02/28/2024	16020	HDP LTD.	133.59	199 E 51 6249 00 999 0 99 0 00	HVAC
02/28/2024	16020	HDP LTD.	760.00	199 E 51 6249 00 999 0 99 0 00	HVAC
02/28/2024	16020	HDP LTD.	1,172.18	199 E 51 6249 00 999 0 99 0 00	HVAC
02/28/2024	16020	HDP LTD.	218.34	199 E 51 6249 00 999 0 99 0 00	HVAC
		Check Number 16020 Total:	2,284.11		
02/28/2024	16021	HEARTLAND SCHOOL SOLUTIONS	36,167.00	240 L 00 2110 04 000 0 00 0 00	POS TERMINAL

YTD Check Register

Date Range: 02/01/2024 to 02/29/2024

EL CAMPO ISD

GENERAL OPERATING ACCOUNT - 02183080

Check Date	Chk Nbr	Vendor Name	Amount	Account Number	Description
		Check Number 16021 Total:	36,167.00		
02/28/2024	16022	HI-LINE ELECTRIC COMPANY, INC.	647.05	199 E 34 6399 01 999 0 99 0 00	SHOP TOOLS
02/28/2024	16022	HI-LINE ELECTRIC COMPANY, INC.	188.89	199 E 34 6399 01 999 0 99 0 00	SHOP SUPPLIES
		Check Number 16022 Total:	835.94		
02/28/2024	16023	HLAVINKA, BROOKE	9.00	199 E 36 6411 70 001 0 22 0 00	PARKING EXP
		Check Number 16023 Total:	9.00		
02/28/2024	16024	HOLCOMB, JOHNNY B	500.00	255 E 13 6291 00 999 4 11 0 SP	SHURLEY ENGLISH PROF DEV TRAINING-ST PHILIPS
		Check Number 16024 Total:	500.00		
02/28/2024	16025	HOLCOMB, JOHNNY B	137.00	255 E 13 6291 00 999 4 11 0 SP	TRAVEL & EXPENSES FOR TRAINING
		Check Number 16025 Total:	137.00		
02/28/2024	16026	HOLTON, KRISTIN	926.14	459 E 11 6411 00 751 0 23 0 00	FEB INDISTRICT TRAVEL
		Check Number 16026 Total:	926.14		
02/28/2024	16027	HOOKER, JACOB	120.00	199 E 36 6412 91 001 0 91 0 00	BASEBALL MEALS 2/16
02/28/2024	16027	HOOKER, JACOB	80.00	199 E 36 6412 91 001 0 91 0 00	BASEBALL TEAM MEALS 2/23
		Check Number 16027 Total:	200.00		
02/28/2024	16028	HOTSY/CARLSON EQUIPMENT CO	700.00	199 E 34 6399 01 999 0 99 0 00	DETERGENT
		Check Number 16028 Total:	700.00		
02/28/2024	16029	JAMES, KOLIN	159.82	199 E 36 6299 00 001 0 91 W 00	SOCCER OFFICIAL 2/15
		Check Number 16029 Total:	159.82		
02/28/2024	16030	KALLINA, MEGHAN	185.00	199 E 31 6411 00 103 0 99 0 00	COUNS CONF REG FEE REIM
		Check Number 16030 Total:	185.00		
02/28/2024	16031	KENEDY ISD ATHLETICS	160.00	199 E 36 6499 90 001 0 91 0 PL	ECHS BOYS POWERLIFTING ENTRY FEE 2/22
		Check Number 16031 Total:	160.00		
02/28/2024	16032	KRENEK, SHERALYN	4,214.21	313 E 11 6219 00 751 4 23 0 00	ARD'S 1/29/24 TO 2/26/24
		Check Number 16032 Total:	4,214.21		
02/28/2024	16033	KYRISH TRUCK CENTERS OF VICTORIA	816.59	199 E 34 6249 00 999 0 99 0 00	BUS REPAIRS
02/28/2024	16033	KYRISH TRUCK CENTERS OF VICTORIA	315.90	199 E 34 6399 00 999 0 99 0 00	BUS PARTS
02/28/2024	16033	KYRISH TRUCK CENTERS OF VICTORIA	327.01	199 E 34 6399 00 999 0 99 0 00	BUS PARTS
		Check Number 16033 Total:	1,459.50		
02/28/2024	16034	LAKESHORE LEARNING MATERIALS	265.93	199 E 11 6399 35 107 0 36 0 00	PRE-K CLASSES - CREATE STORIES, MOOD THROUGH DRAMATIC REPRESENTATIONS
		Check Number 16034 Total:	265.93		
02/28/2024	16035	MAJOR, LAURA ANN	3,280.00	437 E 11 6216 03 751 0 23 0 00	SPEECH SERVICES
02/28/2024	16035	MAJOR, LAURA ANN	2,720.00	313 E 11 6219 01 751 4 23 0 00	SPEECH SERVICES FOR SPS 1/29/24 TO 2/26/24
		Check Number 16035 Total:	6,000.00		
02/28/2024	16036	MALDONADO, CECILIA	150.08	199 E 34 6411 00 999 0 99 0 00	PORT LAVACA TRAVEL
		Check Number 16036 Total:	150.08		
02/28/2024	16037	MANEUVERING THE MIDDLE, LLC	655.20	270 E 11 6395 00 041 4 24 0 00	2023-24 SOFTWARE RENEWAL
02/28/2024	16037	MANEUVERING THE MIDDLE, LLC	655.20	270 E 11 6395 00 041 4 24 0 00	2023-24 SOFTWARE RENEWAL

YTD Check Register

Date Range: 02/01/2024 to 02/29/2024

EL CAMPO ISD

GENERAL OPERATING ACCOUNT - 02183080

Check Date	Chk Nbr	Vendor Name	Amount	Account Number	Description
02/28/2024	16037	MANEUVERING THE MIDDLE, LLC	655.20	270 E 11 6395 00 041 4 24 0 00	2023-24 SOFTWARE RENEWAL
02/28/2024	16037	MANEUVERING THE MIDDLE, LLC	327.60	270 E 11 6395 00 041 4 24 0 00	2023-24 SOFTWARE RENEWAL
02/28/2024	16037	MANEUVERING THE MIDDLE, LLC	260.10	270 E 11 6395 00 041 4 24 0 00	2023-24 SOFTWARE RENEWAL
		Check Number 16037 Total:	2,553.30		
02/28/2024	16038	MCCOY'S BUILDING SUPPLY	171.60	199 E 51 6316 00 999 0 99 0 00	CARPENTER PROJECTS
02/28/2024	16038	MCCOY'S BUILDING SUPPLY	391.33	199 E 51 6316 00 999 0 99 0 00	CARPENTER PROJECTS
02/28/2024	16038	MCCOY'S BUILDING SUPPLY	154.92	199 E 51 6316 00 999 0 99 0 00	HUTCHINS
02/28/2024	16038	MCCOY'S BUILDING SUPPLY	193.63	199 E 51 6316 00 999 0 99 0 00	HUTCHINS
02/28/2024	16038	MCCOY'S BUILDING SUPPLY	1,069.40	199 E 51 6316 00 999 0 99 0 00	HUTCHINS
02/28/2024	16038	MCCOY'S BUILDING SUPPLY	100.00	199 E 51 6316 00 999 0 99 0 00	HUTCHINS
		Check Number 16038 Total:	2,080.88		
02/28/2024	16039	MID AMERICAN ENERGY SERVICES, LLC	29,125.56	199 E 51 6257 00 999 0 99 0 00	2023-24 ELECTRICAL USAGE-DISTRICTWIDE
		Check Number 16039 Total:	29,125.56		
02/28/2024	16040	MONDANE, DEBBIE	745.31	386 E 11 6411 00 999 0 23 0 00	FEB INDISTRICT TRAVEL
		Check Number 16040 Total:	745.31		
02/28/2024	16041	MORENO, CHRISTIAN	175.00	199 E 36 6299 00 001 0 91 W 00	SOCCER OFFICIAL 2/15
		Check Number 16041 Total:	175.00		
02/28/2024	16042	MUSIC REGION XIII	535.00	199 E 36 6497 07 001 0 99 0 00	BAND CONCERT FEE
		Check Number 16042 Total:	535.00		
02/28/2024	16043	NATIONAL BUGMOBILES, INC.	70.00	199 E 51 6299 00 999 0 99 0 00	MONTHLY PEST CONTRACT 2023-2024-JAN
02/28/2024	16043	NATIONAL BUGMOBILES, INC.	50.00	199 E 51 6299 00 999 0 99 0 00	MONTHLY PEST CONTRACT 2023-2024-JAN
02/28/2024	16043	NATIONAL BUGMOBILES, INC.	70.00	199 E 51 6299 00 999 0 99 0 00	MONTHLY PEST CONTRACT 2023-2024-JAN
02/28/2024	16043	NATIONAL BUGMOBILES, INC.	50.00	199 E 51 6299 00 999 0 99 0 00	MONTHLY PEST CONTRACT 2023-2024-JAN
02/28/2024	16043	NATIONAL BUGMOBILES, INC.	25.00	199 E 51 6299 00 999 0 99 0 00	MONTHLY PEST CONTRACT 2023-2024-JAN
02/28/2024	16043	NATIONAL BUGMOBILES, INC.	120.00	199 E 51 6299 00 999 0 99 0 00	MONTHLY PEST CONTRACT 2023-2024-JAN
		Check Number 16043 Total:	385.00		
02/28/2024	16044	NEW DISTRIBUTING	8,455.71	199 E 34 6311 00 999 0 99 0 00	FUEL
02/28/2024	16044	NEW DISTRIBUTING	6,933.93	199 E 34 6311 00 999 0 99 0 00	FUEL
		Check Number 16044 Total:	15,389.64		
02/28/2024	16045	NISD BANDS	200.00	199 E 36 6497 07 001 0 99 0 00	COLOR GUARD SOLO FEES
		Check Number 16045 Total:	200.00		
02/28/2024	16046	OLDAG, DONALD	71.22	199 E 12 6411 00 999 0 11 T EC	FEB INDISTRICT TRAVEL
		Check Number 16046 Total:	71.22		
02/28/2024	16047	O'REILLY AUTO PARTS	104.50	199 E 34 6399 00 999 0 99 0 00	BUS PARTS
		Check Number 16047 Total:	104.50		
02/28/2024	16048	PARTIDA, MIRANDA	102.73	199 E 13 6411 07 041 0 11 0 00	TMEA TRAVEL
		Check Number 16048 Total:	102.73		
02/28/2024	16049	PAYNE, BRITTANIE	80.43	199 E 12 6411 00 999 0 11 Y 00	TCEA CONVENTION REIMBURSEMENT
		Check Number 16049 Total:	80.43		
02/28/2024	16050	PEARSON	249.60	313 E 31 6339 00 751 4 23 0 00	TESTING MATERIALS FOR DIAGS/LSSP

YTD Check Register

Date Range: 02/01/2024 to 02/29/2024

EL CAMPO ISD

GENERAL OPERATING ACCOUNT - 02183080

Check Date	Chk Nbr	Vendor Name	Amount	Account Number	Description
02/28/2024	16050	PEARSON	862.00	313 E 31 6339 00 751 4 23 0 00	TESTING MATERIALS FOR DIAGS/LSSP
02/28/2024	16050	PEARSON	55.60	313 E 31 6339 00 751 4 23 0 00	TESTING MATERIALS FOR DIAGS/LSSP
02/28/2024	16050	PEARSON	60.00	313 E 31 6339 00 751 4 23 0 00	TESTING MATERIALS FOR DIAGS/LSSP
		Check Number 16050 Total:	1,227.20		
02/28/2024	16051	PERALES, JUAN	360.00	199 E 52 6299 00 001 0 91 W 00	GAME SECURITY 2/23;2/16
		Check Number 16051 Total:	360.00		
02/28/2024	16052	PERFECTION LEARNING CORP.	0.00	199 E 11 6399 35 103 0 25 0 00	MATERIALS/SUPPLIES
02/28/2024	16052	PERFECTION LEARNING CORP.	299.00	199 E 11 6399 35 103 0 25 0 00	MATERIALS/SUPPLIES
02/28/2024	16052	PERFECTION LEARNING CORP.	299.00	199 E 11 6399 35 103 0 25 0 00	MATERIALS/SUPPLIES
02/28/2024	16052	PERFECTION LEARNING CORP.	0.00	199 E 11 6399 35 103 0 25 0 00	MATERIALS/SUPPLIES
02/28/2024	16052	PERFECTION LEARNING CORP.	71.76	199 E 11 6399 35 103 0 25 0 00	MATERIALS/SUPPLIES
		Check Number 16052 Total:	669.76		
02/28/2024	16053	PINNACLE MEDICAL MANAGEMENT	465.00	199 E 36 6299 02 001 0 91 W 00	DRUG TESTING
02/28/2024	16053	PINNACLE MEDICAL MANAGEMENT	465.00	199 E 36 6299 02 001 0 99 W 00	DRUG TESTING
		Check Number 16053 Total:	930.00		
02/28/2024	16054	PITNEY BOWES INC.	767.43	199 E 41 6269 00 750 0 99 0 00	2023/24 POSTAGE MACHINE RENTAL DEC/MAR
		Check Number 16054 Total:	767.43		
02/28/2024	16055	POENITZSCH, KYLE	100.27	199 E 36 6411 70 001 0 22 0 00	FCCLA -GALVESTON TRAVEL
		Check Number 16055 Total:	100.27		
02/28/2024	16056	POPE, AMBER	765.35	199 E 31 6411 00 041 0 99 0 00	SAN ANTONIO TRAVEL EXP 2/4-2/6
		Check Number 16056 Total:	765.35		
02/28/2024	16057	POPP, BECKY	501.86	199 E 41 6411 00 750 0 99 0 00	TASBO-HOUSTON TRAVEL
		Check Number 16057 Total:	501.86		
02/28/2024	16058	QUAVER ED, INC	1,575.00	289 E 11 6395 00 999 4 24 0 SP	MUSIC CURRICULUM FOR ST. PHILIPS SCHOOL - PNP
		Check Number 16058 Total:	1,575.00		
02/28/2024	16059	REEVE, TRAVIS	223.78	199 E 36 6411 90 999 0 91 0 00	STATE SWIM MEET TRAVEL
		Check Number 16059 Total:	223.78		
02/28/2024	16060	REGION 3 EDUC. SERVICE CENTER	525.00	199 E 13 6239 00 999 0 99 Y 00	CONTRACTED SERVICES
02/28/2024	16060	REGION 3 EDUC. SERVICE CENTER	1,300.00	199 E 41 6239 00 720 0 99 Y 00	CONTRACTED SERVICES
02/28/2024	16060	REGION 3 EDUC. SERVICE CENTER	2,000.00	199 E 41 6239 00 702 0 99 Y 00	CONTRACTED SERVICES
02/28/2024	16060	REGION 3 EDUC. SERVICE CENTER	29,640.00	199 E 13 6239 02 999 0 99 Y 00	CONTRACTED SERVICES
02/28/2024	16060	REGION 3 EDUC. SERVICE CENTER	20,077.15	199 E 11 6239 00 999 0 11 Y 00	CONTRACTED SERVICES
02/28/2024	16060	REGION 3 EDUC. SERVICE CENTER	9,597.00	199 E 11 6239 02 999 0 11 Y 00	CONTRACTED SERVICES
02/28/2024	16060	REGION 3 EDUC. SERVICE CENTER	1,000.00	199 E 13 6239 00 999 0 37 0 00	CONTRACTED SERVICES
02/28/2024	16060	REGION 3 EDUC. SERVICE CENTER	1,000.00	199 E 13 6239 00 999 0 24 0 00	CONTRACTED SERVICES
02/28/2024	16060	REGION 3 EDUC. SERVICE CENTER	500.00	199 E 31 6239 00 999 0 99 Y 00	CONTRACTED SERVICES

YTD Check Register

Date Range: 02/01/2024 to 02/29/2024

EL CAMPO ISD

GENERAL OPERATING ACCOUNT - 02183080

Check Date	Chk Nbr	Vendor Name	Amount	Account Number	Description
02/28/2024	16060	REGION 3 EDUC. SERVICE CENTER	19,323.50	199 E 31 6239 01 999 0 99 Y 00	CONTRACTED SERVICES
		Check Number 16060 Total:	84,962.65		
02/28/2024	16061	REGION 6 EDUC SERVICE CENTER	20.00	313 E 31 6298 00 751 4 23 0 00	STAFF DEVEL FOR TARYN STAFF
		Check Number 16061 Total:	20.00		
02/28/2024	16062	RICE FARMERS CO-OP, INC.	20.00	199 E 34 6249 01 999 0 99 0 00	REPAIRS
02/28/2024	16062	RICE FARMERS CO-OP, INC.	526.00	199 E 34 6249 01 999 0 99 0 00	TIRES
02/28/2024	16062	RICE FARMERS CO-OP, INC.	78.00	199 E 34 6249 01 999 0 99 0 00	TIRE SERVICE
02/28/2024	16062	RICE FARMERS CO-OP, INC.	40.00	199 E 34 6249 00 999 0 99 0 00	TIRE SERVICE
		Check Number 16062 Total:	664.00		
02/28/2024	16063	SALINAS, ARNULFO	160.13	199 E 51 6411 00 999 0 99 W 00	FEB INDISTRICT TRAVEL
		Check Number 16063 Total:	160.13		
02/28/2024	16064	SAVELL, BILLY	382.17	199 E 34 6411 00 999 0 99 0 00	AUSTIN ISD TRANS TRAVEL
		Check Number 16064 Total:	382.17		
02/28/2024	16065	SCHOOL NURSE SUPPLY, INC.	-14.38	199 E 33 6399 00 102 0 99 0 00	NURSE SUPPLIES
02/28/2024	16065	SCHOOL NURSE SUPPLY, INC.	30.25	199 E 33 6399 00 102 0 99 0 00	NURSE SUPPLIES
02/28/2024	16065	SCHOOL NURSE SUPPLY, INC.	29.25	199 E 33 6399 00 102 0 99 0 00	NURSE SUPPLIES
02/28/2024	16065	SCHOOL NURSE SUPPLY, INC.	209.00	199 E 33 6399 00 102 0 99 0 00	NURSE SUPPLIES
02/28/2024	16065	SCHOOL NURSE SUPPLY, INC.	5.95	199 E 33 6399 00 102 0 99 0 00	NURSE SUPPLIES
02/28/2024	16065	SCHOOL NURSE SUPPLY, INC.	9.95	199 E 33 6399 00 102 0 99 0 00	NURSE SUPPLIES
02/28/2024	16065	SCHOOL NURSE SUPPLY, INC.	119.00	199 E 33 6399 00 102 0 99 0 00	NURSE SUPPLIES
02/28/2024	16065	SCHOOL NURSE SUPPLY, INC.	8.18	199 E 33 6399 00 102 0 99 0 00	NURSE SUPPLIES
02/28/2024	16065	SCHOOL NURSE SUPPLY, INC.	25.90	199 E 33 6399 00 102 0 99 0 00	NURSE SUPPLIES
02/28/2024	16065	SCHOOL NURSE SUPPLY, INC.	10.49	199 E 33 6399 00 102 0 99 0 00	NURSE SUPPLIES
02/28/2024	16065	SCHOOL NURSE SUPPLY, INC.	140.00	199 E 33 6399 00 102 0 99 0 00	NURSE SUPPLIES
02/28/2024	16065	SCHOOL NURSE SUPPLY, INC.	0.00	199 E 33 6399 00 102 0 99 0 00	NURSE SUPPLIES
		Check Number 16065 Total:	573.59		
02/28/2024	16066	SDS PHYSICAL THERAPY, L.P.	468.75	437 E 11 6216 00 751 0 23 0 00	THERAPY SERVICES
		Check Number 16066 Total:	468.75		
02/28/2024	16067	SEAY, KRISTEN	359.26	313 E 11 6411 00 751 4 23 0 00	MILEAGE REIMBURSEMENT 1-8-24 TO 2-16-24
		Check Number 16067 Total:	359.26		
02/28/2024	16068	SERVICE SUPPLY OF VICTORIA, INC.	209.85	199 E 51 6316 00 999 0 99 0 00	PLUMBING SUPPLIES
02/28/2024	16068	SERVICE SUPPLY OF VICTORIA, INC.	1,051.18	199 E 51 6316 00 999 0 99 0 00	PLUMBING INVOICES
02/28/2024	16068	SERVICE SUPPLY OF VICTORIA, INC.	997.55	199 E 51 6316 00 999 0 99 0 00	PLUMBING INVOICES
02/28/2024	16068	SERVICE SUPPLY OF VICTORIA, INC.	405.00	199 E 51 6316 00 999 0 99 0 00	PLUMBING INVOICES
02/28/2024	16068	SERVICE SUPPLY OF VICTORIA, INC.	405.00	199 E 51 6316 00 999 0 99 0 00	PLUMBING INVOICES
		Check Number 16068 Total:	3,068.58		
02/28/2024	16069	SLIVA, TAEOR	50.99	437 E 31 6411 00 751 0 23 0 00	FEB INDISTRICT TRAVEL
		Check Number 16069 Total:	50.99		
02/28/2024	16070	SOLUTION TREE, INC.	4,614.00	211 E 13 6298 35 102 4 30 0 00	THE 15 DAY CHALLENGE - PUTTING ALL THE PIECES OF DAILY LIFE IN A PLC
02/28/2024	16070	SOLUTION TREE, INC.	769.00	255 E 21 6298 00 999 4 11 0 00	THE 15 DAY CHALLENGE - PUTTING ALL THE PIECES OF DAILY LIFE IN A PLC

YTD Check Register

Date Range: 02/01/2024 to 02/29/2024

EL CAMPO ISD

GENERAL OPERATING ACCOUNT - 02183080

Check Date	Chk Nbr	Vendor Name	Amount	Account Number	Description
02/28/2024	16070	SOLUTION TREE, INC.	4,614.00	211 E 13 6298 35 103 4 30 0 00	THE 15 DAY CHALLENGE - PUTTING ALL THE PIECES OF DAILY LIFE IN A PLC AT WORK TOGETHER APRIL 17-18, 2024
		Check Number 16070 Total:	9,997.00		
02/28/2024	16071	SPIESS, BRYNNA	428.87	437 E 11 6411 00 751 0 23 0 00	FEB INDISTRICT TRAVEL
		Check Number 16071 Total:	428.87		
02/28/2024	16072	STAFF, TARYN	487.76	313 E 31 6411 00 751 4 23 0 00	MILEAGE REIMBURSEMENT 1-29-24 TO 2-26-24
		Check Number 16072 Total:	487.76		
02/28/2024	16073	STARY, ALICIA	162.50	199 E 41 6499 00 720 0 99 0 00	LEADERSHIP LUNCHEON 2-16-2024
02/28/2024	16073	STARY, ALICIA	72.97	199 E 41 6499 02 720 0 99 0 00	REMARKABLE RICEBIRD GIFTS
		Check Number 16073 Total:	235.47		
02/28/2024	16074	STEVE GILLILAND INC	6,500.00	282 E 13 6291 00 999 1 11 0 00	CONVOCATION MOTIVATIONAL SPEAKER 8-2-24
		Check Number 16074 Total:	6,500.00		
02/28/2024	16075	STOCKTON, SUSAN L	5,100.00	437 E 11 6216 04 751 0 23 0 00	COUNSELING SERVICES
		Check Number 16075 Total:	5,100.00		
02/28/2024	16076	STRNADEL, SHERI	77.05	199 E 33 6411 00 103 0 99 0 00	SCOLIOSIS RECERT TRAVEL
		Check Number 16076 Total:	77.05		
02/28/2024	16077	STYROLITE CHAIR LLC	585.00	313 E 11 6399 00 751 4 23 0 00	CHAIRS AND DESKS FOR THE BSS CLASSROOMS
02/28/2024	16077	STYROLITE CHAIR LLC	1,280.00	313 E 11 6397 00 751 4 23 0 00	CHAIRS AND DESKS FOR THE BSS CLASSROOMS
02/28/2024	16077	STYROLITE CHAIR LLC	975.00	313 E 11 6399 00 751 4 23 0 00	CHAIRS AND DESKS FOR THE BSS CLASSROOMS
02/28/2024	16077	STYROLITE CHAIR LLC	1,280.00	313 E 11 6397 00 751 4 23 0 00	CHAIRS AND DESKS FOR THE BSS CLASSROOMS
02/28/2024	16077	STYROLITE CHAIR LLC	457.00	313 E 11 6399 00 751 4 23 0 00	CHAIRS AND DESKS FOR THE BSS CLASSROOMS
		Check Number 16077 Total:	4,577.00		
02/28/2024	16078	SUPERIOR MOTOR PARTS	85.08	199 E 11 6399 72 001 0 22 0 00	AUTO TECH LAB SUPPLIES-PARTS, TOOLS, OIL, HOSES-#2 LINK TO POSTSECONDARY CTE
02/28/2024	16078	SUPERIOR MOTOR PARTS	127.61	199 E 11 6399 72 001 0 22 0 00	AUTO TECH LAB SUPPLIES-PARTS, TOOLS, OIL, HOSES-#2 LINK TO POSTSECONDARY CTE
		Check Number 16078 Total:	212.69		
02/28/2024	16079	SVATEK VENDING	47.75	199 E 34 6399 02 999 0 99 0 00	BREAKROOM SUPPLIES
		Check Number 16079 Total:	47.75		
02/28/2024	16080	TASBO	145.00	199 E 51 6411 00 999 0 99 0 00	DUES
		Check Number 16080 Total:	145.00		
02/28/2024	16081	TCEA	349.00	255 E 13 6298 35 001 4 11 0 00	TCEA CONVENTION & EXPO - S EDER
		Check Number 16081 Total:	349.00		
02/28/2024	16082	TEACHER DIRECT	239.52	270 E 11 6399 35 107 4 24 0 00	CLASSROOM - STUDENTS (GOALS & ACCOMPLISHMENTS)
02/28/2024	16082	TEACHER DIRECT	179.64	270 E 11 6399 35 107 4 24 0 00	CLASSROOM - STUDENTS (GOALS & ACCOMPLISHMENTS)
02/28/2024	16082	TEACHER DIRECT	239.52	270 E 11 6399 35 107 4 24 0 00	CLASSROOM - STUDENTS (GOALS & ACCOMPLISHMENTS)
		Check Number 16082 Total:	658.68		
02/28/2024	16083	TEXAS ASSN OF SCHOOL BOARDS	585.00	199 E 41 6419 00 702 0 99 0 00	D. VALLEJO REG FEE-SLI

YTD Check Register

Date Range: 02/01/2024 to 02/29/2024

EL CAMPO ISD

GENERAL OPERATING ACCOUNT - 02183080

Check Date	Chk Nbr	Vendor Name	Amount	Account Number	Description
			Check Number 16083 Total:		
			585.00		
02/28/2024	16084	TEXAS ASSN OF SCHOOL BOARDS	2,060.00	199 E 51 6299 00 999 0 99 0 00	SL#23-4174 THREE YEAR AGREEMENT
			Check Number 16084 Total:		
			2,060.00		
02/28/2024	16085	TEXAS MULTI-CHEM, LTD	2,746.00	199 E 51 6317 00 999 0 99 0 00	Q20161441-BASE BALL/SOFT BALL - WEST LOOP
			Check Number 16085 Total:		
			2,746.00		
02/28/2024	16086	THE VERNON COMPANY	675.00	199 E 41 6499 00 720 0 99 0 00	SERVICE PINS
02/28/2024	16086	THE VERNON COMPANY	425.00	199 E 41 6499 00 720 0 99 0 00	SERVICE PINS
02/28/2024	16086	THE VERNON COMPANY	475.00	199 E 41 6499 00 720 0 99 0 00	SERVICE PINS
02/28/2024	16086	THE VERNON COMPANY	420.00	199 E 41 6499 00 720 0 99 0 00	SERVICE PINS
02/28/2024	16086	THE VERNON COMPANY	460.00	199 E 41 6499 00 720 0 99 0 00	SERVICE PINS
02/28/2024	16086	THE VERNON COMPANY	250.00	199 E 41 6499 00 720 0 99 0 00	SERVICE PINS
02/28/2024	16086	THE VERNON COMPANY	270.00	199 E 41 6499 00 720 0 99 0 00	SERVICE PINS
02/28/2024	16086	THE VERNON COMPANY	145.00	199 E 41 6499 00 720 0 99 0 00	SERVICE PINS
02/28/2024	16086	THE VERNON COMPANY	155.00	199 E 41 6499 00 720 0 99 0 00	SERVICE PINS
02/28/2024	16086	THE VERNON COMPANY	165.00	199 E 41 6499 00 720 0 99 0 00	SERVICE PINS
			Check Number 16086 Total:		
			3,440.00		
02/28/2024	16087	THURMOND, LINDA	273.49	199 E 11 6411 00 999 0 23 0 VI	MILEAGE REIMBURSEMENT 1-29-24 TO 2-21-24
			Check Number 16087 Total:		
			273.49		
02/28/2024	16088	T-MOBILE	665.84	199 E 34 6299 00 999 0 99 0 00	MONTHLY SERVICE CHARGE
			Check Number 16088 Total:		
			665.84		
02/28/2024	16089	TRACTOR SUPPLY COMPANY	107.95	199 E 51 6316 00 999 0 99 0 00	GEN MAINT SUPPLIES
			Check Number 16089 Total:		
			107.95		
02/28/2024	16090	UNIFIRST CORPORATION	62.72	199 E 51 6299 00 999 0 99 0 00	MAINTENANCE EMPLOYEE UNIFORMS 2023-2024
02/28/2024	16090	UNIFIRST CORPORATION	5.39	199 E 11 6299 70 001 0 22 0 00	AUTO TECH UNIFORM SERVICE 2023-24
02/28/2024	16090	UNIFIRST CORPORATION	52.39	199 E 34 6299 00 999 0 99 0 00	LAUNDRY SERVICE
02/28/2024	16090	UNIFIRST CORPORATION	62.72	199 E 51 6299 00 999 0 99 0 00	MAINTENANCE EMPLOYEE UNIFORMS 2023-2024
02/28/2024	16090	UNIFIRST CORPORATION	5.39	199 E 11 6299 70 001 0 22 0 00	AUTO TECH UNIFORM SERVICE 2023-24
			Check Number 16090 Total:		
			188.61		
02/28/2024	16091	VCS SECURITY SYSTEMS	40.00	429 E 51 6299 00 999 3 99 0 00	HS ALARM MONITORING
02/28/2024	16091	VCS SECURITY SYSTEMS	40.00	429 E 51 6299 00 999 3 99 0 00	ML ALARM MONITORING PO# 2012400046
02/28/2024	16091	VCS SECURITY SYSTEMS	40.00	429 E 51 6299 00 999 3 99 0 00	HUTCHINS ALARM MONITORING PO# 2012400046
02/28/2024	16091	VCS SECURITY SYSTEMS	40.00	429 E 51 6299 00 999 3 99 0 00	MYATT ALARM MONITORING PO# 2012400046
02/28/2024	16091	VCS SECURITY SYSTEMS	40.00	429 E 51 6299 00 999 3 99 0 00	MS ALARM MONITORING PO# 2012400046
			Check Number 16091 Total:		
			200.00		
02/28/2024	16092	VICTORIA FREIGHTLINER-WESTERN STAR	101.98	199 E 34 6399 00 999 0 99 0 00	BUS PARTS
02/28/2024	16092	VICTORIA FREIGHTLINER-WESTERN STAR	691.26	199 E 34 6399 00 999 0 99 0 00	BUS PARTS
			Check Number 16092 Total:		
			793.24		
02/28/2024	16093	WALLIS, ANDREA DAWN	13,180.00	437 E 11 6216 00 751 0 23 0 00	OCCUPATIONAL THERAPY
02/28/2024	16093	WALLIS, ANDREA DAWN	80.00	313 E 11 6219 01 751 4 23 0 00	OCCUPATIONAL THERAPY FOR SPS DECEMBER 2023 TO FEBRUARY 2024
			Check Number 16093 Total:		
			13,260.00		

YTD Check Register

Date Range: 02/01/2024 to 02/29/2024

EL CAMPO ISD

GENERAL OPERATING ACCOUNT - 02183080

Check Date	Chk Nbr	Vendor Name	Amount	Account Number	Description
02/28/2024	16094	WELLS, DEMETRIC	110.55	199 E 41 6411 00 750 0 99 0 00	MILEAGE REIMBURSEMENT TASBO
		Check Number 16094 Total:	110.55		
02/28/2024	16095	WELLS, SHAY	54.03	437 E 13 6411 00 751 0 23 0 00	AUSTIN TCASE TRAVEL
		Check Number 16095 Total:	54.03		
02/28/2024	16096	WHARTON COUNTY JUNIOR COLLEGE	252.00	199 E 11 6223 70 001 0 22 0 00	WELDING COURSE TUITION FOR D. CORONA
		Check Number 16096 Total:	252.00		
02/28/2024	16097	WHATABURGER RESTAURANTS, LLC	143.68	199 E 36 6412 90 001 0 91 0 PL	POWERLIFTING MEALS 2/17
02/28/2024	16097	WHATABURGER RESTAURANTS, LLC	10.97	199 E 36 6411 90 001 0 91 0 PL	POWERLIFTING MEALS 2/17
02/28/2024	16097	WHATABURGER RESTAURANTS, LLC	243.55	199 E 36 6412 90 001 0 91 0 SC	GIRLS SOCCER MEALS 2/19
02/28/2024	16097	WHATABURGER RESTAURANTS, LLC	148.75	199 E 36 6412 90 001 0 91 0 SC	BOYS SOCCER MEALS 2/19
02/28/2024	16097	WHATABURGER RESTAURANTS, LLC	14.50	199 E 36 6411 90 001 0 91 0 SC	BOYS SOCCER MEALS 2/19
02/28/2024	16097	WHATABURGER RESTAURANTS, LLC	113.38	199 E 36 6412 92 001 0 91 0 00	BOYS BASKETBALL MEALS 2/16
02/28/2024	16097	WHATABURGER RESTAURANTS, LLC	20.38	199 E 36 6411 92 001 0 91 0 00	BOYS BASKETBALL MEALS 2/16
02/28/2024	16097	WHATABURGER RESTAURANTS, LLC	160.89	199 E 36 6412 90 001 0 91 0 SC	BOYS SOCCER MEALS
02/28/2024	16097	WHATABURGER RESTAURANTS, LLC	119.00	199 E 36 6412 91 001 0 91 0 00	BASEBALL MEALS 2/22
02/28/2024	16097	WHATABURGER RESTAURANTS, LLC	7.00	199 E 36 6411 91 001 0 91 0 00	BASEBALL MEALS 2/22
02/28/2024	16097	WHATABURGER RESTAURANTS, LLC	107.31	199 E 36 6412 92 001 0 91 0 00	BASKETBALL BIDISTRICT PLAYOFF MEALS
02/28/2024	16097	WHATABURGER RESTAURANTS, LLC	40.15	199 E 36 6411 92 001 0 91 0 00	BASKETBALL BIDISTRICT PLAYOFF MEALS
02/28/2024	16097	WHATABURGER RESTAURANTS, LLC	84.22	199 E 36 6412 95 001 0 91 0 00	GOLF TEAM MEALS 2/19
		Check Number 16097 Total:	1,213.78		
02/28/2024	16098	WILSON, AARON	23.90	199 E 36 6411 70 001 0 22 0 00	SALE HEIFER SHOW 2/12
		Check Number 16098 Total:	23.90		
02/28/2024	16099	WILSON, CASEY	35.05	199 E 36 6411 70 001 0 22 0 00	POULTRY JUDGING-SA TRAVEL
		Check Number 16099 Total:	35.05		
02/28/2024	16100	XEROX CORP.	519.30	199 E 11 6269 00 001 0 11 W 00	2023-24 COPIER LEASES
02/28/2024	16100	XEROX CORP.	197.08	199 E 21 6269 00 999 0 99 W 00	2023-24 COPIER LEASES
02/28/2024	16100	XEROX CORP.	197.08	199 E 23 6269 00 041 0 99 W 00	2023-24 COPIER LEASES
02/28/2024	16100	XEROX CORP.	197.08	199 E 23 6269 00 102 0 99 W 00	2023-24 COPIER LEASES
02/28/2024	16100	XEROX CORP.	197.08	199 E 23 6269 00 103 0 99 W 00	2023-24 COPIER LEASES
02/28/2024	16100	XEROX CORP.	197.08	437 E 21 6269 00 751 0 23 0 00	2023-24 COPIER LEASES
		Check Number 16100 Total:	1,504.70		
02/28/2024	16101	XEROX CORPORATION	573.17	199 E 11 6269 00 001 0 11 W 00	2023-24 COPIER LEASES JAN
02/28/2024	16101	XEROX CORPORATION	258.93	199 E 11 6269 00 001 0 11 W 00	2023-24 COPIER LEASES JAN
02/28/2024	16101	XEROX CORPORATION	248.73	199 E 11 6269 00 001 0 11 W 00	2023-24 COPIER LEASES JAN
02/28/2024	16101	XEROX CORPORATION	524.02	199 E 11 6269 00 041 0 11 W 00	2023-24 COPIER LEASES JAN
02/28/2024	16101	XEROX CORPORATION	519.30	199 E 11 6269 00 102 0 11 W 00	2023-24 COPIER LEASES JAN
02/28/2024	16101	XEROX CORPORATION	519.30	199 E 11 6269 00 103 0 11 W 00	2023-24 COPIER LEASES JAN
02/28/2024	16101	XEROX CORPORATION	519.30	199 E 11 6269 00 107 0 11 W 00	2023-24 COPIER LEASES JAN

YTD Check Register

Date Range: 02/01/2024 to 02/29/2024

EL CAMPO ISD

GENERAL OPERATING ACCOUNT - 02183080

Check Date	Chk Nbr	Vendor Name	Amount	Account Number	Description
02/28/2024	16101	XEROX CORPORATION	197.08	199 E 31 6269 00 001 0 99 W 00	2023-24 COPIER LEASES JAN
02/28/2024	16101	XEROX CORPORATION	186.88	199 E 51 6269 00 999 0 99 0 00	2023-24 COPIER LEASES JAN
		Check Number 16101 Total:	3,546.71		
02/28/2024	16102	XEROX CORPORATION	452.10	199 E 11 6269 00 041 0 11 W 00	2023-24 COPIER LEASES
02/28/2024	16102	XEROX CORPORATION	452.10	199 E 11 6269 00 102 0 11 W 00	2023-24 COPIER LEASES
02/28/2024	16102	XEROX CORPORATION	312.17	199 E 11 6269 00 103 0 11 W 00	2023-24 COPIER LEASES
02/28/2024	16102	XEROX CORPORATION	312.17	199 E 11 6269 00 107 0 11 W 00	2023-24 COPIER LEASES
02/28/2024	16102	XEROX CORPORATION	681.64	199 E 41 6269 00 750 0 99 W 00	2023-24 COPIER LEASES
		Check Number 16102 Total:	2,210.18		
02/28/2024	16103	YACKEL, GINA	141.64	437 E 11 6411 00 751 0 23 0 00	FEB INDISTRICT TRAVEL
		Check Number 16103 Total:	141.64		
02/28/2024	16104	YOAKUM Y CLUB	315.00	199 E 36 6412 98 001 0 91 0 00	TRACK MEALS 2/29
02/28/2024	16104	YOAKUM Y CLUB	329.00	199 E 36 6412 97 001 0 91 0 00	TRACK MEALS 2/29
		Check Number 16104 Total:	644.00		
02/28/2024	16105	YOUNG, ALLYSSA	867.11	437 E 11 6411 00 751 0 23 0 00	FEB INDISTRICT TRAVEL
		Check Number 16105 Total:	867.11		
		February Total:	1,253,699.		
GENERAL OPERATING ACCOUNT TOTAL:			1,253,699.		

EL CAMPO INDEPENDENT SCHOOL DISTRICT
700 WEST NORRIS STREET
EL CAMPO, TEXAS 77437
(979) 543-6771
(979) 543-1670 FAX

DATE: March 27, 2024

Budget Year: 2023-24

SUBMITTED BY:
Demetric Wells, Superintendent for Finance

Due to a change in financial requirements, I request the following budget amendment(s)

AMENDMENT #1

BUDGET CODE	ACCOUNT NAME	BUDGET	CHANGE +/-	AMENDED
199 11 6399 35 102 0 36 0 00	Supp & Mat Hutchins Early Ed	\$28,471	(+) \$15,000	\$43,471
199 13 6291 35 102 0 36 0 00	Consult Staff Dev Hut	\$15,000	-\$15,000	\$0
199 11 6399 00 999 0 36 0 00	Supp & Mat Early Ed	\$5,000	(+) \$51,800	
199 13 6291 00 999 0 36 0 00	Consults Staff Dev	\$100,000	-\$49,800	\$50,200
199 13 6411 00 999 0 36 0 00	Travel Staff Dev	\$2,000	-\$2,000	\$0
199 11 6399 35 107 0 36 0 00	Supp & Mat Early Ed Myatt	\$10,301	(+) \$13,600	\$23,901
199 13 6291 35 107 0 36 0 00	Consult Staff Dev Myatt	\$13,600	-\$13,600	\$0

Reallocate funds to cover the cost of Amplify

EXHIBIT A

Texas Department of Agriculture
2023-2024 CONTRACT RENEWAL CHECKLIST
School Food Authority (SFA) Renewal of Food Service Management Company (FSMC) Contract

Per 2 CFR 210.19(a)(5), state agencies must annually review contracts (including all supporting documentation) between SFAs and FSMCs to ensure compliance with federal regulations before execution of the contract by either party. Ref: FSMC Guidance for State Agencies, pages 28-30.

This checklist must be completed and submitted to TDA for approval with the referenced items attached no later than March 1, 2023, for contract renewals for the 2023-24 School Year.

Please select each box for which information and/or documents have been provided.

1. SFA intends to renew its FSMC contract for the 2023-2024 school year with:
Aramark Educational Services, LLC

2. Contract Renewal Agreement. (Please select boxes where applicable.)

- Methodologies for Fee Increases
Fee increases, including Allocated Charges, must be linked to the Consumer Price Index (CPI). A methodology and calculation must be provided for any fee increase to reflect the percentage of increase in the CPI. Please select each box below that applies.
- No Fee Increase

Cost Reimbursable Renewals

Administrative Fee Increase/Methodology Attached

Current Administrative Fee \$ _____

Proposed Administrative Fee \$ _____

Management Fee Increase/Methodology Attached

Current Management Fee \$ _____

Proposed Management Fee \$ _____

Fixed Meal-Rate Renewals

Fixed Meal-Rate Increase/Methodology Attached

School Breakfast Program

Current Rate \$ 1.30 _____

Proposed Rate \$ 1.41 _____

National School Lunch Program

Current Rate \$ 1.95 _____

Proposed Rate \$ 2.12 _____

Afterschool Care Program

- Child and Adult Care Food Program
- National School Lunch Program

Current Rate \$0.90

Proposed Rate \$0.98

Summer Feeding

- Summer Food Service Program
- Seamless Summer Option

Current Breakfast Rate \$1.30

Proposed Breakfast Rate \$1.41

Current Lunch Rate \$1.95

Proposed Lunch Rate \$2.12

At-Risk Supper
Current Rate \$

Proposed Rate \$

Special Milk Program
Current Rate \$

Proposed Rate \$

All catering, ala carte or non-program costs will be calculated using the meal equivalency factor to establish the amount of equivalent meals. CE's are to be charged only the lunch price for equivalent meals.

- Contract term
The term of any contract renewal must coincide with the upcoming school calendar year. Please review SFA's original contract to determine the correct number of renewals permitted after this renewal.

3. Cost Reimbursable Food Service Budget: A Food Service Budget must be completed in the format provided in the Renewal Packet with all line items addressed. Allocated Charges to the SFA must be addressed separately as individual line items.

- 2022-23 Approved Food Service Budget
- 2023-24 Projected Food Service Budget

4. Fixed Meal-Rate Food Service Budget: A Food Service Budget must be completed in the format provided in the Renewal Packet with all line items addressed.
 - 2023-24 Projected Food Service Budget

5. List of Schools Served - Provide a list of schools served by the FSMC and a list of any schools added or deleted from the original contract and subsequent renewals as indicated in the initial RFP solicitation. Adding sites not identified in the initial RFP as a future site constitute a material change and require a new solicitation.

6. Certifications - Provide the following signed certifications:
 - Certification Regarding Debarment, Suspension, Ineligibility and Voluntary Exclusion-Lower Tier Covered Transactions
 - Exhibit J - Anti-Collusion Affidavit
 - Exhibit K - Certification regarding Lobbying, Disclosure of Lobbying Activities and Instructions

7. Compliance Assessment – Per 2 CFR 210.19(a)(5), TDA may not approve renewals and/or contracts for operations that do not comply with federal regulations. Therefore, please provide the following documentation:
 - The most recent quarterly FSMC Contract Review Form completed by the district designated oversight representative. Submission must include corrective action and follow up review related to ensure compliance. Record dates of the two prior FSMC reviews conducted.
Date 1: 12/13/2022 Date 2: 02/23/2023
 - The USDA Foods Annual Reconciliation 2021-2022 record must include the following information:
 - Beginning Entitlement dollars
 - Value of donated foods received monthly for the school year
 - FSMC invoice credit the value of donated food received monthly
 - Entitlement remaining balanced
 - Did you have an administrative review by TDA this year? Yes No
 - If yes, did your district have any findings in areas managed by the FSMC vendor?
 - Yes No If yes, please explain the finding(s) and how/if resolved?

Did any of the findings result in fiscal action? Yes No If yes, please explain the finding (s) and how/if resolved.

8. District Employee to Contact - Provide the following information for the individual at the SFA responsible for answering questions and correspondence concerning its food service operation:

Name Demetric Wells
Job Title Asst. Superintendent - Finance
Telephone Number (979) 543-6771
Fax Number (979) 543-1670
Email Address dwells@ricebirds.net

I certify that the information and documentation provided herein is true and correct to the best of my knowledge and that I am the person authorized to sign herein.

By: [Signature]
(Signature)

2/28/23
(Date)

Demetric Wells
(Printed name of person signing)

Asst. Superintendent - Finance
(Position/Title)

Notice

The suggested form below is provided to address regulatory changes that effect the 2023-2024 school year.

**REQUEST FOR PROPOSAL AND CONTRACT NO. 2022 (Contract #) BETWEEN
EL CAMPO INDEPENDENT SCHOOL DISTRICT, SFA, AND ARAMARK EDUCATION SERVICES, LLC, FSMC
First **AMENDMENT****

This Contract Amendment (Amendment) is made in consideration of the mutual covenants and Agreements contained herein by and between El Campo Independent School District, School Food Authority, (SFA), and Aramark Educational Services, LLC, Food Service Management Company, (FSMC), to amend the Request for Proposal and Contract No. 2022 (Contract) that was executed by SFA and FSMC on July 1, 2022 (Date).

The Contract is amended as follows:

1. Throughout the Contract, the terms “USDA commodities” are deleted and replaced with the current term for such commodities, which is “USDA Foods.”
2. Page 2 of the Contract and Exhibit G, “Schedule of Applicable Laws,” are amended by deleting the existing nondiscrimination statements and replacing them in their entirety with the following assurance:

“The program applicant hereby agrees that it will comply with Title VI of the Civil Rights Act of 1964 (42 U.S.C. § 2000d et seq.), Title IX of the Education Amendments of 1972 (20 U.S.C. § 1681 et seq.), Section 504 of the Rehabilitation Act of 1973 (29 U.S.C. § 794), the Age Discrimination Act of 1975 (42 U.S.C. § 6101 et seq.); all provisions required by the implementing regulations of the Department of Agriculture; Department of Justice Enforcement Guidelines, 28 CFR Part 50.3 and 42; and FNS directives and guidelines, to the effect that, no person shall, on the grounds of race, color, national origin, sex, age, or disability, be excluded from participation in, be denied benefits of, or otherwise be subject to discrimination under any program or activity for which the program applicant receives Federal financial assistance from FNS; and hereby gives assurance that it will immediately take measures necessary to effectuate this agreement.

By accepting this assurance, the Program applicant agrees to compile data, maintain records, and submit reports as required, to permit effective enforcement of nondiscrimination laws and permit authorized USDA personnel during hours of program operation to review such records, books, and accounts as needed, to ascertain compliance with the nondiscrimination laws. If there are any violations of this assurance, the Department of Agriculture, FNS, shall have the right to seek judicial enforcement of this assurance. This assurance is binding on the Program applicant, its successors, transferees, and assignees as long as it receives assistance or retains possession of any assistance from USDA. The person or persons whose signatures appear below are authorized to sign this assurance on behalf of the Program applicant.”

3. Section II, A. “Legal Notice,” and Exhibit G, “Schedule of Applicable Laws,” are amended by adding the following statement encouraging the use of Historically Underutilized Businesses (HUBs):

“The SFA strongly encourages Historically Underutilized Businesses (HUB), Minority and Women Business Enterprises (MWBE), and labor surplus area vendors to compete for this RFP.”

4. Section II, C. "Procurement Method," second bulleted paragraph, is amended by adding the following statement that price must be the primary factor for all proposal evaluations: "USDA policy requires price to be the primary evaluation factor."
5. Section III, A. "Definitions," is amended by deleting the reference, if any, and definition for "Retroactive Incentive Fee" and replacing it with the following definition for "Incentive fee":
 - "Incentive Fee" means an additional fee paid as an incentive to the FSMC to improve SFA's food service participation, the amount of which depends on FSMC's performance during the current school year and related to a benchmark number established by the SFA. Incentive Fees may only apply to meals served in the SFA's food service operation during the current school year;" and
 - The option for and reference to a "Retroactive Incentive Fee" in Section III, B is hereby deleted.
6. Section III, B. "Scope and Purpose of this Contract," is amended by adding the following to the Contract:
 - "The duration of the contract, unless terminated in accordance with Section III, Paragraph L, is valid for the 2023-2024 school year;"
 - "This contract and this Amendment is for a one-year period beginning July 1, 2023 and terminating on June 30, 2024."
 - "This contract may be renewed as allowed by regulation provided the parties have not exhausted all renewals remaining under the contract for additional one-year terms upon mutual agreement between the SFA and FSMC and is subject to the fulfillment of all contract terms;" and
 - "The SFA is responsible for the establishment and maintenance of the free and reduced-price meal eligibility documentation."
7. Section III, C. "Food Service of the Contract," is amended by adding the following to the Contract:
 - "The FSMC will provide meals on days and times as requested by the SFA and in alignment with the SFA school calendar;"
 - "The FSMC will provide meals in compliance with the meal pattern as required by USDA and reflected in TDA guidance;" and,
 - "When an accommodation is made without a medical disability, the FSMC must provide the same special dietary accommodation for all students if a special dietary accommodation is made for one student."
8. Section III, D. "Use of Advisory Group/Menus," and Exhibit G, "Schedule of Applicable Laws" of this contract are amended by adding the following statements at the end of those sections:

"There is no requirement for submission of a 21-day a la carte menu. All a la carte sales must be in compliance with the competitive foods requirements of this Contract and applicable federal regulations."
9. (Cost-Reimbursable Contracts Only) Section III, E. "Purchases" of the Contract is amended by deleting the existing option choices related to procurement in cost reimbursable contracts and adding the following statements and provisions to that section:

- “The FSMC must disclose all credits, discounts, rebates, allowances, and incentives received by the FSMC on invoices submitted for payment;”
 - “The FSMC must credit the SFA’s monthly bill/invoice for the market value of all credits, discounts, and rebates for purchases made on behalf of the SFA and provide documentation which allows the SFA to audit the accuracy of credits, discounts, and rebates for purchases made on behalf of the SFA;”
 - “The SFA must ensure there is no conflict of interest between the SFA’s contracted FSMC and any third-party purchasing agent, including, but not limited to, ensuring that there are no duplicative fees for products or services provided by both the FSMC and any third-party purchasing agent;”
 - “If the FSMC is acting as the purchasing agent on behalf of the SFA that the FSMC purchases must be in compliance with all applicable local, state, and federal regulations;”
 - The following options related to procurement are added to the contract and provide three options to the SFA: “(1) SFA performs all purchasing for the food service operation; (2) FSMC performs all purchasing for the food service operation, including, but not limited to, USDA Foods processing; or (3) FSMC performs all purchasing for the food service operation, excluding USDA Foods processing.”
 - The options related to geographic preference in procurement are hereby updated as follows:
 - “SFA requires the FSMC to work with the SFA to establish a process for incorporating geographic preferences in the procurement of food and food products; OR The SFA does not require the FSMC to work with SFA to establish a process for incorporating geographic preference;” and
 - “The FSMC must use the SFA’s USDA Foods allocation for the benefit of the SFA. Fulfillment of the contract provisions related to USDA Foods is a requirement that must be met before renewal of the Contract can be approved.”
10. (Fixed rate contracts) – The FSMC must credit the SFA’s monthly bill/invoice for the market value of all USDA Foods and provide documentation which allows the SFA to audit the accuracy of credits.
11. Section III, F. “USDA Foods” of the Contract is amended by adding the following statements:
- “The SFA must ensure that the full value of USDA Foods is used in the meal service each year;”
 - “The SFA must maintain final responsibility for management and oversight for procuring processing agreements and general management of USDA Foods;”
 - “The FSMC must credit the SFA for the full value of USDA Foods contained in end products at the processing agreement value as described in the Contract;” and
 - “The method used to determine the value of USDA Foods cannot be established through a post-award negotiation or by any other method that may directly or indirectly alter the terms and conditions of the procurement contract.”
12. Section III, K. “Books and Records of the Contract,” is amended by adding the following statements to that section as necessary:

- "The SFA must conduct an internal audit of food, labor, and other expense for cost-reimbursable contracts;" and
 - "For purposes of this Contract, "paid adult meals" constitute nonprogram revenue."
13. Section III, O. "Optional Requirements to Be Included," of the Contract is amended by adding the following provision at the end of that section:
"The reimbursement of Contractor for duplicative costs is prohibited if SFA owns or purchases the Point of Service or Point of Sale system (POS) and FSMC as Contractor is merely operating or using such SFA POS system."
14. Exhibit C, "Food Service Budget-Continued," of the Contract is amended; the new format must be utilized.
15. Exhibit M, "Purchase Discounts, Rebates, Credits, and Value of USDA Foods" of the Contract is amended by stating as follows:
- "The SFA shall verify the accuracy of credits, discounts, rebates, and the full value of USDA Foods;" and
- "The FSMC shall be required to submit documentation to the SFA which will allow the SFA to verify the accuracy of credits, discounts, rebates and the full value of USDA Foods."
16. The Texas Department of Agriculture 2023-2024 CONTRACT RENEWAL CHECKLIST, attached to this Renewal Amendment as Exhibit A, is hereby fully incorporated herein with all attachments, and specifically denotes agreed changes and updates to the original contract, including: fee increases to the contract including methodology, changes in allocated charges, changes to the food service budget, changes in the guaranty, updates due to regulatory changes, a list of schools served and a list of any new or deleted schools served, signed certifications, and the required compliance assessment. By their signature to this Renewal Amendment, the Parties agree to the changes and updates as reflected in Exhibit A.
17. All other terms of this Contract executed by SFA and FSMC shall remain the same.
18. This Amendment is only valid for the 2023-2024 school year. This Amendment shall terminate on June 30, 2024. This Amendment is executed by the Parties in their capacities, as stated below. All parties represent and warrant that the persons signing this Amendment are authorized to bind the respective parties.

(THIS SPACE INTENTIONALLY LEFT BLANK)

AGREEMENT

FSMC certifies that the FSMC shall operate in accordance with all applicable state and federal regulations.

FSMC certifies that all terms and conditions within the Proposal shall be considered a part of this Contract as if incorporated therein.

This Amendment to the Contract shall be in effect as of the date of execution by the SFA and ending on June 30, 2024, and may be renewed by mutual agreement with another Amendment if provided in the Contract.

IN WITNESS WHEREOF, the parties hereto have caused this Contract to be signed by their duly authorized representatives.

ATTEST:

SCHOOL FOOD AUTHORITY:

Name of SFA

Signature of Authorized Representative

Typed Name of Authorized Representative

Title

Date Signed

ATTEST:

FOOD SERVICE MANAGEMENT COMPANY:

Name of FSMC

Signature of Authorized Representative

Typed Name of Authorized Representative

Title

Date Signed

Unit Name: El Campo ISD

Methodology for Calculation of Increase in
Fixed Meal Rates

Aramark has utilized the following methodology in calculating the increase in its Fixed Meal Rates for the 2023 - 2024 school year.

Aramark's Fixed Meal Rates were increased by a percentage equivalent to the percentage change in **(CPI - U) Food Away from Home – South** ("CPI") from November 2021 to November 2022 as published by the U.S. Department of Labor, Bureau of Labor Statistics (December 2022 report).

CPI-U Food Away from Home – South

Index, November 2021	315.436
Index, November 2022	342.266
Increase	26.830
% Increase	8.5%

	SY 22/23			SY 23/24
Breakfast Meal Rate	\$1.3000	X	1.085 =	<u>\$1.4105</u>
Lunch Meal Rate	\$1.9500	X	1.085 =	<u>\$2.1158</u>
A la Carte	\$1.9500	X	1.085 =	<u>\$2.1158</u>
At-Risk After School Meals (Snacks)	\$0.9000	X	1.085 =	<u>\$0.9765</u>
Seamless Summer Option (SSO) Brk.	\$1.3000	X	1.085 =	<u>\$1.4105</u>
Seamless Summer Option (SSO) Lunch	\$1.9500	X	1.085 =	<u>\$2.1158</u>



**Transmission of material in this release is embargoed until
 8:30 a.m. (ET) Tuesday, December 13, 2022**

USDL-22-2304

Technical information: (202) 691-7000 • cpi_info@bls.gov • www.bls.gov/cpi
 Media contact: (202) 691-5902 • PressOffice@bls.gov

CONSUMER PRICE INDEX – NOVEMBER 2022

The Consumer Price Index for All Urban Consumers (CPI-U) rose 0.1 percent in November on a seasonally adjusted basis, after increasing 0.4 percent in October, the U.S. Bureau of Labor Statistics reported today. Over the last 12 months, the all items index increased 7.1 percent before seasonal adjustment.

The index for shelter was by far the largest contributor to the monthly all items increase, more than offsetting decreases in energy indexes. The food index increased 0.5 percent over the month with the food at home index also rising 0.5 percent. The energy index decreased 1.6 percent over the month as the gasoline index, the natural gas index, and the electricity index all declined.

The index for all items less food and energy rose 0.2 percent in November, after rising 0.3 percent in October. The indexes for shelter, communication, recreation, motor vehicle insurance, education, and apparel were among those that increased over the month. Indexes which declined in November include the used cars and trucks, medical care, and airline fares indexes.

The all items index increased 7.1 percent for the 12 months ending November; this was the smallest 12-month increase since the period ending December 2021. The all items less food and energy index rose 6.0 percent over the last 12 months. The energy index increased 13.1 percent for the 12 months ending November, and the food index increased 10.6 percent over the last year; all of these increases were smaller than for the period ending October.

Chart 1. One-month percent change in CPI for All Urban Consumers (CPI-U), seasonally adjusted, Nov. 2021 - Nov. 2022
 Percent change

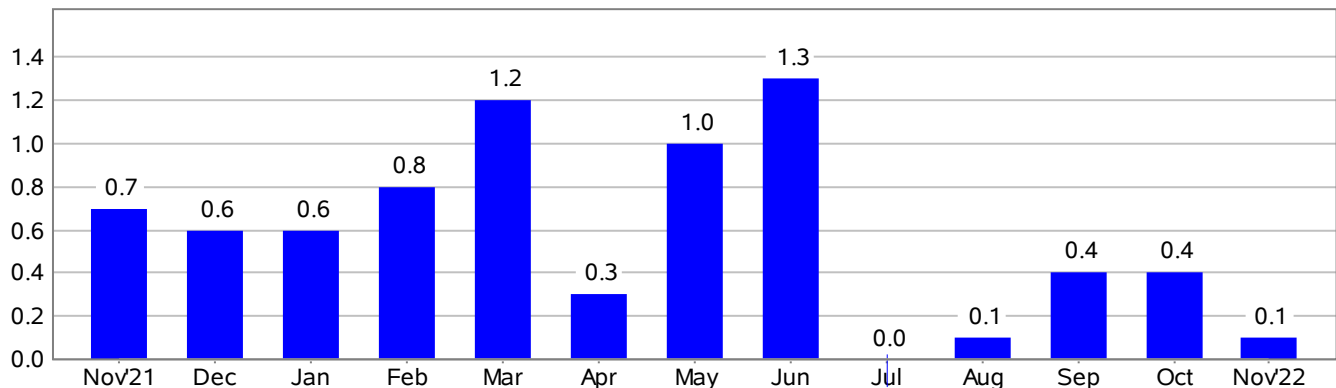


Chart 2. 12-month percent change in CPI for All Urban Consumers (CPI-U), not seasonally adjusted, Nov. 2021 - Nov. 2022

Percent change

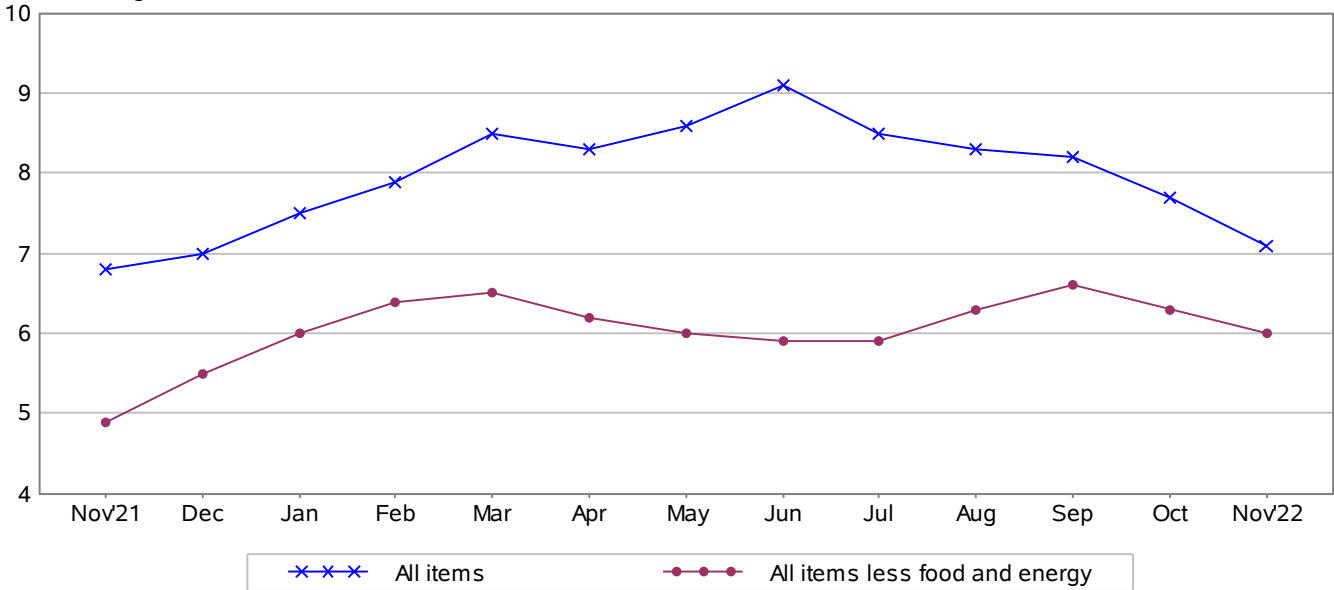


Table A. Percent changes in CPI for All Urban Consumers (CPI-U): U.S. city average

	Seasonally adjusted changes from preceding month							Un-adjusted 12-mos. ended Nov. 2022
	May 2022	Jun. 2022	Jul. 2022	Aug. 2022	Sep. 2022	Oct. 2022	Nov. 2022	
All items.....	1.0	1.3	0.0	0.1	0.4	0.4	0.1	7.1
Food.....	1.2	1.0	1.1	0.8	0.8	0.6	0.5	10.6
Food at home.....	1.4	1.0	1.3	0.7	0.7	0.4	0.5	12.0
Food away from home ¹	0.7	0.9	0.7	0.9	0.9	0.9	0.5	8.5
Energy.....	3.9	7.5	-4.6	-5.0	-2.1	1.8	-1.6	13.1
Energy commodities.....	4.5	10.4	-7.6	-10.1	-4.7	4.4	-2.0	12.2
Gasoline (all types).....	4.1	11.2	-7.7	-10.6	-4.9	4.0	-2.0	10.1
Fuel oil ¹	16.9	-1.2	-11.0	-5.9	-2.7	19.8	1.7	65.7
Energy services.....	3.0	3.5	0.1	2.1	1.1	-1.2	-1.1	14.2
Electricity.....	1.3	1.7	1.6	1.5	0.4	0.1	-0.2	13.7
Utility (piped) gas service.....	8.0	8.2	-3.6	3.5	2.9	-4.6	-3.5	15.5
All items less food and energy.....	0.6	0.7	0.3	0.6	0.6	0.3	0.2	6.0
Commodities less food and energy commodities.....	0.7	0.8	0.2	0.5	0.0	-0.4	-0.5	3.7
New vehicles.....	1.0	0.7	0.6	0.8	0.7	0.4	0.0	7.2
Used cars and trucks.....	1.8	1.6	-0.4	-0.1	-1.1	-2.4	-2.9	-3.3
Apparel.....	0.7	0.8	-0.1	0.2	-0.3	-0.7	0.2	3.6
Medical care commodities ¹	0.3	0.4	0.6	0.2	-0.1	0.0	0.2	3.1
Services less energy services.....	0.6	0.7	0.4	0.6	0.8	0.5	0.4	6.8
Shelter.....	0.6	0.6	0.5	0.7	0.7	0.8	0.6	7.1
Transportation services.....	1.3	2.1	-0.5	0.5	1.9	0.8	-0.1	14.2
Medical care services.....	0.4	0.7	0.4	0.8	1.0	-0.6	-0.7	4.4

¹ Not seasonally adjusted.

Food

The food index increased 0.5 percent in November following a 0.6-percent increase in October. The food at home index also rose 0.5 percent in November. Four of the six major grocery store food group indexes increased over the month. The index for fruits and vegetables increased 1.4 percent in November, after falling 0.9 percent in October. The index for cereals and bakery products rose 1.1 percent over the month while the index for dairy and related products increased 1.0 percent in November. The index for nonalcoholic beverages rose 0.7 percent in November, after rising 0.5 percent last month.

In contrast, the index for meats, poultry, fish, and eggs fell 0.2 percent over the month after increasing 0.6 percent in October. The beef index fell 0.8 percent over the month, while the pork index fell 0.3 percent. The index for other food at home also declined in November, falling 0.1 percent.

The food away from home index rose 0.5 percent in November, after increasing 0.9 percent in each of the previous 3 months. The index for limited service meals increased 0.6 percent over the month and the index for full service meals increased 0.4 percent.

The food at home index rose 12.0 percent over the last 12 months. The index for cereals and bakery products and the index for dairy and related products both rose 16.4 percent over the year. The remaining major grocery store food groups posted increases ranging from 6.8 percent (meats, poultry, fish, and eggs) to 13.9 percent (other food at home).

The index for food away from home rose 8.5 percent over the last year. The index for full service meals rose 9.0 percent over the last 12 months, and the index for limited service meals rose 6.7 percent over the same period.

Energy

The energy index fell 1.6 percent in November after rising 1.8 percent in October. The gasoline index declined 2.0 percent over the month, following a 4.0-percent increase in October. (Before seasonal adjustment, gasoline prices fell 3.6 percent in November.) The index for natural gas continued to decline over the month, falling 3.5 percent after decreasing 4.6 percent in October. The electricity index decreased 0.2 percent in November.

The energy index rose 13.1 percent over the past 12 months. The gasoline index increased 10.1 percent over the span and the fuel oil index rose 65.7 percent. The index for electricity rose 13.7 percent over the last 12 months, and the index for natural gas increased 15.5 percent over the same period.

All items less food and energy

The index for all items less food and energy rose 0.2 percent in November, its smallest increase since August 2021. The shelter index continued to increase, rising 0.6 percent over the month. The rent index rose 0.8 percent over the month, and the owners' equivalent rent index rose 0.7 percent. The index for lodging away from home decreased 0.7 percent in November, after rising 4.9 percent in October.

The shelter index was the dominant factor in the monthly increase in the index for all items less food and energy; other components were a mix of increases and declines. Among the indexes that rose in November was the index for communication which increased 1.0 percent over the month after

decreasing 0.1 percent in October. The index for recreation rose 0.5 percent in November, following a 0.7-percent increase in the previous month. The motor vehicle insurance index increased 0.9 percent in November, the personal care index rose 0.7 percent, and the education index rose 0.3 percent over the month.

In contrast, the medical care index fell 0.5 percent in November, as it did in October. The index for hospital and related services decreased 0.3 percent over the month, and the index for prescription drugs declined 0.2 percent. The index for physicians' services was unchanged in November.

Other indexes which declined over the month include the index for used cars and trucks, which fell 2.9 percent in November, the fifth consecutive decline in that index. The index for airline fares fell 3.0 percent over the month, following a 1.1-percent decrease in October. The index for household furnishings and operations was unchanged in November, as was the index for new vehicles.

The index for all items less food and energy rose 6.0 percent over the past 12 months. The shelter index increased 7.1 percent over the last year, accounting for nearly half of the total increase in all items less food and energy. Other indexes with notable increases over the last year include household furnishings and operations (+7.6 percent), medical care (+4.2 percent), new vehicles (+7.2 percent), and recreation (+4.7 percent).

Not seasonally adjusted CPI measures

The Consumer Price Index for All Urban Consumers (CPI-U) increased 7.1 percent over the last 12 months to an index level of 297.711 (1982-84=100). For the month, the index decreased 0.1 percent prior to seasonal adjustment.

The Consumer Price Index for Urban Wage Earners and Clerical Workers (CPI-W) increased 7.1 percent over the last 12 months to an index level of 292.495 (1982-84=100). For the month, the index decreased 0.2 percent prior to seasonal adjustment.

The Chained Consumer Price Index for All Urban Consumers (C-CPI-U) increased 6.9 percent over the last 12 months. For the month, the index decreased 0.1 percent on a not seasonally adjusted basis. Please note that the indexes for the past 10 to 12 months are subject to revision.

The Consumer Price Index for December 2022 is scheduled to be released on Thursday, January 12, 2023, at 8:30 a.m. (ET).

January 2023 Consumer Price Index Weight Update

Starting with January 2023 data, BLS plans to update weights annually for the Consumer Price Index based on a single calendar year of data, using consumer expenditure data from 2021. This reflects a change from prior practice of updating weights biennially using two years of expenditure data.

Technical Note

Brief Explanation of the CPI

The Consumer Price Index (CPI) measures the change in prices paid by consumers for goods and services. The CPI reflects spending patterns for each of two population groups: all urban consumers and urban wage earners and clerical workers. The all urban consumer group represents about 93 percent of the total U.S. population. It is based on the expenditures of almost all residents of urban or metropolitan areas, including professionals, the self-employed, the poor, the unemployed, and retired people, as well as urban wage earners and clerical workers. Not included in the CPI are the spending patterns of people living in rural nonmetropolitan areas, farming families, people in the Armed Forces, and those in institutions, such as prisons and mental hospitals. Consumer inflation for all urban consumers is measured by two indexes, namely, the Consumer Price Index for All Urban Consumers (CPI-U) and the Chained Consumer Price Index for All Urban Consumers (C-CPI-U).

The Consumer Price Index for Urban Wage Earners and Clerical Workers (CPI-W) is based on the expenditures of households included in the CPI-U definition that meet two requirements: more than one-half of the household's income must come from clerical or wage occupations, and at least one of the household's earners must have been employed for at least 37 weeks during the previous 12 months. The CPI-W population represents about 29 percent of the total U.S. population and is a subset of the CPI-U population.

The CPIs are based on prices of food, clothing, shelter, fuels, transportation, doctors' and dentists' services, drugs, and other goods and services that people buy for day-to-day living. Prices are collected each month in 75 urban areas across the country from about 6,000 housing units and approximately 22,000 retail establishments (department stores, supermarkets, hospitals, filling stations, and other types of stores and service establishments). All taxes directly associated with the purchase and use of items are included in the index. Prices of fuels and a few other items are obtained every month in all 75 locations. Prices of most other commodities and services are collected every month in the three largest geographic areas and every other month in other areas. Prices of most goods and services are obtained by personal visit, telephone call, or web collection by the Bureau's trained representatives.

In calculating the index, price changes for the various items in each location are aggregated using weights, which represent their importance in the spending of the appropriate population group. Local data are then combined to obtain a U.S. city average. For the CPI-U and CPI-W, separate indexes are also published by size of city, by region of the country, for cross-classifications of regions and population-size classes, and for 23 selected local areas. Area indexes do not measure differences in the level of prices among cities; they only measure the average change in prices for each area since the base period. For the C-CPI-U, data are issued only at the national level. The CPI-U and CPI-W are considered final when released, but the C-CPI-U is issued in preliminary form and subject to three subsequent quarterly revisions.

The index measures price change from a designed reference date. For most of the CPI-U and the CPI-W, the reference base is 1982-84 equals 100. The reference base for the C-CPI-U is December 1999 equals 100. An increase of 7 percent from the reference base, for example, is shown as 107.000. Alternatively, that relationship can also be expressed as the price of a base period market basket of goods and services rising from \$100 to \$107.

Sampling Error in the CPI

The CPI is a statistical estimate that is subject to sampling error because it is based upon a sample of retail prices and not the complete universe of all prices. BLS calculates and publishes estimates of the 1-

month, 2-month, 6-month, and 12-month percent change standard errors annually for the CPI-U. These standard error estimates can be used to construct confidence intervals for hypothesis testing. For example, the estimated standard error of the 1-month percent change is 0.03 percent for the U.S. all items CPI. This means that if we repeatedly sample from the universe of all retail prices using the same methodology, and estimate a percentage change for each sample, then 95 percent of these estimates will be within 0.06 percent of the 1-month percentage change based on all retail prices. For example, for a 1-month change of 0.2 percent in the all items CPI-U, we are 95 percent confident that the actual percent change based on all retail prices would fall between 0.14 and 0.26 percent. For the latest data, including information on how to use the estimates of standard error, see www.bls.gov/cpi/tables/variance-estimates/home.htm.

Calculating Index Changes

Movements of the indexes from 1 month to another are usually expressed as percent changes rather than changes in index points, because index point changes are affected by the level of the index in relation to its base period, while percent changes are not. The following table shows an example of using index values to calculate percent changes:

	Item A	Item B	Item C
Year I	112.500	225.000	110.000
Year II	121.500	243.000	128.000
Change in index points	9.000	18.000	18.000
Percent change	$9.0/112.500 \times 100 = 8.0$	$18.0/225.000 \times 100 = 8.0$	$18.0/110.000 \times 100 = 16.4$

Use of Seasonally Adjusted and Unadjusted Data

The Consumer Price Index (CPI) produces both unadjusted and seasonally adjusted data. Seasonally adjusted data are computed using seasonal factors derived by the X-13ARIMA-SEATS seasonal adjustment method. These factors are updated each February, and the new factors are used to revise the previous 5 years of seasonally adjusted data. The factors are available at www.bls.gov/cpi/tables/seasonal-adjustment/seasonal-factors-2022.xlsx. For more information on data revision scheduling, please see the Factsheet on Seasonal Adjustment at www.bls.gov/cpi/seasonal-adjustment/questions-and-answers.htm and the Timeline of Seasonal Adjustment Methodological Changes at www.bls.gov/cpi/seasonal-adjustment/timeline-seasonal-adjustment-methodology-changes.htm.

For analyzing short-term price trends in the economy, seasonally adjusted changes are usually preferred since they eliminate the effect of changes that normally occur at the same time and in about the same magnitude every year—such as price movements resulting from weather events, production cycles, model changeovers, holidays, and sales. This allows data users to focus on changes that are not typical for the time of year. The unadjusted data are of primary interest to consumers concerned about the prices they actually pay. Unadjusted data are also used extensively for escalation purposes. Many collective bargaining contract agreements and pension plans, for example, tie compensation changes to the Consumer Price Index before adjustment for seasonal variation. BLS advises against the use of seasonally adjusted data in escalation agreements because seasonally adjusted series are revised annually.

Intervention Analysis

The Bureau of Labor Statistics uses intervention analysis seasonal adjustment (IASA) for some CPI series. Sometimes extreme values or sharp movements can distort the underlying seasonal pattern of price change. Intervention analysis seasonal adjustment is a process by which the distortions caused by such unusual events are estimated and removed from the data prior to calculation of seasonal factors. The resulting seasonal factors, which more accurately represent the seasonal pattern, are then applied to the unadjusted data.

For example, this procedure was used for the motor fuel series to offset the effects of the 2009 return to normal pricing after the worldwide economic downturn in 2008. Retaining this outlier data during seasonal factor calculation would distort the computation of the seasonal portion of the time series data for motor fuel, so it was estimated and removed from the data prior to seasonal adjustment. Following that, seasonal factors were calculated based on this “prior adjusted” data. These seasonal factors represent a clearer picture of the seasonal pattern in the data. The last step is for motor fuel seasonal factors to be applied to the unadjusted data.

For the seasonal factors introduced for January 2022, BLS adjusted 72 series using intervention analysis seasonal adjustment, including selected food and beverage items, motor fuels, electricity, and vehicles.

Revision of Seasonally Adjusted Indexes

Seasonally adjusted data, including the U.S. city average all items index levels, are subject to revision for up to 5 years after their original release. Every year, economists in the CPI calculate new seasonal factors for seasonally adjusted series and apply them to the last 5 years of data. Seasonally adjusted indexes beyond the last 5 years of data are considered to be final and not subject to revision. For January 2022, revised seasonal factors and seasonally adjusted indexes for 2017 to 2021 were calculated and published. For series which are directly adjusted using the Census X-13ARIMA-SEATS seasonal adjustment software, the seasonal factors for 2021 will be applied to data for 2022 to produce the seasonally adjusted 2022 indexes. Series which are indirectly seasonally adjusted by summing seasonally adjusted component series have seasonal factors which are derived and are therefore not available in advance.

Determining Seasonal Status

Each year the seasonal status of every series is reevaluated based upon certain statistical criteria. Using these criteria, BLS economists determine whether a series should change its status from "not seasonally adjusted" to "seasonally adjusted", or vice versa. If any of the 81 components of the U.S. city average all items index change their seasonal adjustment status from seasonally adjusted to not seasonally adjusted, not seasonally adjusted data will be used in the aggregation of the dependent series for the last 5 years, but the seasonally adjusted indexes before that period will not be changed. For 2022, 22 of the 81 components of the U.S. city average all items index are seasonally adjusted.

Contact Information

For additional information about the CPI visit www.bls.gov/cpi or contact the CPI Information and Analysis Section at 202-691-7000 or cpi_info@bls.gov.

For additional information on seasonal adjustment in the CPI visit www.bls.gov/cpi/seasonal-adjustment/home.htm or contact the CPI seasonal adjustment section at 202-691-6968 or cpiseas@bls.gov.

If you are deaf, hard of hearing, or have a speech disability, please dial 7-1-1 to access telecommunications relay services.

Table 1. Consumer Price Index for All Urban Consumers (CPI-U): U.S. city average, by expenditure category, November 2022

[1982-84=100, unless otherwise noted]

Expenditure category	Relative importance Oct. 2022	Unadjusted indexes			Unadjusted percent change		Seasonally adjusted percent change		
		Nov. 2021	Oct. 2022	Nov. 2022	Nov. 2021-Nov. 2022	Oct. 2022-Nov. 2022	Aug. 2022-Sep. 2022	Sep. 2022-Oct. 2022	Oct. 2022-Nov. 2022
All items.....	100.000	277.948	298.012	297.711	7.1	-0.1	0.4	0.4	0.1
Food.....	13.744	285.507	315.323	315.857	10.6	0.2	0.8	0.6	0.5
Food at home.....	8.520	266.384	298.401	298.284	12.0	0.0	0.7	0.4	0.5
Cereals and bakery products.....	1.107	295.909	341.492	344.393	16.4	0.8	0.9	0.8	1.1
Meats, poultry, fish, and eggs.....	1.907	299.228	321.271	319.444	6.8	-0.6	0.4	0.6	-0.2
Dairy and related products.....	0.805	233.157	269.355	271.307	16.4	0.7	0.3	-0.1	1.0
Fruits and vegetables.....	1.424	318.436	348.021	349.462	9.7	0.4	1.6	-0.9	1.4
Nonalcoholic beverages and beverage materials.....	0.983	185.119	210.121	209.507	13.2	-0.3	0.6	0.5	0.7
Other food at home.....	2.294	229.643	262.814	261.583	13.9	-0.5	0.5	0.9	-0.1
Food away from home ¹	5.225	315.481	340.532	342.266	8.5	0.5	0.9	0.9	0.5
Energy.....	8.059	259.100	300.359	292.953	13.1	-2.5	-2.1	1.8	-1.6
Energy commodities.....	4.448	302.635	351.065	339.663	12.2	-3.2	-4.7	4.4	-2.0
Fuel oil ¹	0.180	333.899	543.915	553.234	65.7	1.7	-2.7	19.8	1.7
Motor fuel.....	4.195	297.841	341.954	329.954	10.8	-3.5	-4.8	4.0	-2.1
Gasoline (all types).....	4.096	296.571	339.017	326.649	10.1	-3.6	-4.9	4.0	-2.0
Energy services.....	3.611	227.874	264.188	260.220	14.2	-1.5	1.1	-1.2	-1.1
Electricity.....	2.640	227.588	262.100	258.864	13.7	-1.2	0.4	0.1	-0.2
Utility (piped) gas service.....	0.971	224.225	264.774	258.872	15.5	-2.2	2.9	-4.6	-3.5
All items less food and energy.....	78.197	282.754	299.315	299.600	6.0	0.1	0.6	0.3	0.2
Commodities less food and energy.....	21.026	159.426	166.601	165.291	3.7	-0.8	0.0	-0.4	-0.5
Apparel.....	2.458	122.383	129.414	126.728	3.6	-2.1	-0.3	-0.7	0.2
New vehicles.....	4.060	164.511	176.157	176.354	7.2	0.1	0.7	0.4	0.0
Used cars and trucks.....	3.726	200.209	199.176	193.530	-3.3	-2.8	-1.1	-2.4	-2.9
Medical care commodities ¹	1.468	379.483	390.614	391.360	3.1	0.2	-0.1	0.0	0.2
Alcoholic beverages.....	0.871	264.957	278.009	279.629	5.5	0.6	0.0	0.8	0.7
Tobacco and smoking products ¹	0.516	1,298.746	1,371.864	1,380.951	6.3	0.7	0.2	0.3	0.7
Services less energy services.....	57.171	358.722	381.580	383.179	6.8	0.4	0.8	0.5	0.4
Shelter.....	32.706	339.997	362.093	364.195	7.1	0.6	0.7	0.8	0.6
Rent of primary residence.....	7.378	354.526	379.436	382.562	7.9	0.8	0.8	0.7	0.8
Owners' equivalent rent of residences ²	24.043	349.152	371.450	374.040	7.1	0.7	0.8	0.6	0.7
Medical care services.....	6.832	577.076	606.839	602.333	4.4	-0.7	1.0	-0.6	-0.7
Physicians' services ¹	1.805	408.843	414.897	415.048	1.5	0.0	0.5	0.0	0.0
Hospital services ³	2.134	367.479		378.209	2.9		0.1		
Transportation services.....	5.994	327.749	373.098	374.248	14.2	0.3	1.9	0.8	-0.1
Motor vehicle maintenance and repair ¹	1.072	325.076	358.597	363.195	11.7	1.3	1.9	0.7	1.3
Motor vehicle insurance.....	2.501	568.239	637.103	644.317	13.4	1.1	1.6	1.7	0.9
Airline fares.....	0.633	215.159	294.340	292.656	36.0	-0.6	0.8	-1.1	-3.0

¹ Not seasonally adjusted.

² Indexes on a December 1982=100 base.

³ Indexes on a December 1996=100 base.

Table 2. Consumer Price Index for All Urban Consumers (CPI-U): U.S. city average, by detailed expenditure category, November 2022

[1982-84=100, unless otherwise noted]

Expenditure category	Relative importance Oct. 2022	Unadjusted percent change		Seasonally adjusted percent change		
		Nov. 2021- Nov. 2022	Oct. 2022- Nov. 2022	Aug. 2022- Sep. 2022	Sep. 2022- Oct. 2022	Oct. 2022- Nov. 2022
All items.....	100.000	7.1	-0.1	0.4	0.4	0.1
Food.....	13.744	10.6	0.2	0.8	0.6	0.5
Food at home.....	8.520	12.0	0.0	0.7	0.4	0.5
Cereals and bakery products.....	1.107	16.4	0.8	0.9	0.8	1.1
Cereals and cereal products.....	0.356	16.6	0.5	1.2	0.9	0.6
Flour and prepared flour mixes.....	0.060	24.9	-1.0	2.0	2.0	1.5
Breakfast cereal ¹	0.149	13.3	0.4	-0.2	0.7	0.4
Rice, pasta, cornmeal.....	0.147	16.8	1.2	1.6	1.3	0.7
Rice ^{1, 2, 3}		14.1	0.8	1.0	1.2	0.8
Bakery products ¹	0.752	16.3	1.0	1.2	0.6	1.0
Bread ^{1, 2}	0.211	15.7	2.0	0.5	0.9	2.0
White bread ^{1, 3}		15.5	1.7	0.5	1.7	1.7
Bread other than white ^{1, 3}		15.5	2.3	0.5	0.0	2.3
Fresh biscuits, rolls, muffins ²	0.113	14.8	2.3	-0.2	0.7	2.2
Cakes, cupcakes, and cookies ¹	0.184	17.6	1.3	1.8	0.1	1.3
Cookies ^{1, 3}		19.2	1.5	1.5	0.3	1.5
Fresh cakes and cupcakes ^{1, 3}		14.4	1.5	2.5	-0.8	1.5
Other bakery products.....	0.244	16.5	-0.7	1.8	1.1	0.7
Fresh sweetrolls, coffeecakes, doughnuts ^{1, 3}		9.5	-0.3	1.4	-1.9	-0.3
Crackers, bread, and cracker products ³		19.9	-1.3	1.3	2.1	1.9
Frozen and refrigerated bakery products, pies, tarts, turnovers ^{1, 3}		19.4	-0.4	2.6	2.2	-0.4
Meats, poultry, fish, and eggs.....	1.907	6.8	-0.6	0.4	0.6	-0.2
Meats, poultry, and fish.....	1.764	4.3	-0.8	0.7	-0.1	-0.4
Meats.....	1.111	1.1	-1.0	0.7	0.2	-0.4
Beef and veal.....	0.501	-5.2	-1.1	-0.1	-0.1	-0.8
Uncooked ground beef ¹	0.184	-1.0	-0.9	-2.0	-0.5	-0.9
Uncooked beef roasts ^{1, 2}	0.074	-8.1	-1.3	-0.1	-2.3	-1.3
Uncooked beef steaks ²	0.194	-7.4	-1.2	1.4	0.3	0.0
Uncooked other beef and veal ^{1, 2}	0.049	-7.2	-1.5	0.0	-1.8	-1.5
Pork.....	0.360	1.2	-2.0	1.8	-0.6	-0.3
Bacon, breakfast sausage, and related products ²	0.161	2.2	-2.6	0.6	-0.9	-1.0
Bacon and related products ³		-1.1	-2.5	0.1	-0.1	-1.8
Breakfast sausage and related products ^{2, 3}		7.7	-2.8	1.3	-2.0	0.0
Ham.....	0.067	7.8	-3.0	1.1	1.1	0.5
Ham, excluding canned ³		7.6	-2.9	1.1	1.3	0.8
Pork chops ¹	0.051	1.6	1.1	-1.2	0.2	1.1
Other pork including roasts, steaks, and ribs ²	0.082	-5.1	-2.0	4.1	-2.1	-1.7
Other meats.....	0.250	16.2	0.6	1.0	2.0	0.4
Frankfurters ³		13.4	0.7	1.9	-2.3	0.1
Lunchmeats ^{1, 2, 3}		18.4	0.4	0.7	3.4	0.4
Poultry ¹	0.366	13.1	-0.8	0.6	-1.1	-0.8
Chicken ^{1, 2}	0.296	12.0	-0.8	0.5	-1.3	-0.8
Fresh whole chicken ^{1, 3}		13.7	0.5	0.1	-0.8	0.5
Fresh and frozen chicken parts ^{1, 3}		11.6	-1.3	0.6	-1.6	-1.3
Other uncooked poultry including turkey ²	0.070	17.9	-1.0	1.4	-0.1	1.8
Fish and seafood.....	0.286	6.5	0.2	0.5	0.0	-0.1
Fresh fish and seafood ^{1, 2}	0.146	5.4	-1.4	0.3	0.6	-1.4
Processed fish and seafood ²	0.140	7.7	1.8	0.9	-0.9	1.0
Shelf stable fish and seafood ³		6.6	1.8	-0.4	-0.9	1.3
Frozen fish and seafood ³		8.8	2.0	1.6	-1.8	1.4
Eggs ¹	0.143	49.1	2.3	-3.5	10.1	2.3

See footnotes at end of table.

Table 2. Consumer Price Index for All Urban Consumers (CPI-U): U.S. city average, by detailed expenditure category, November 2022 — Continued
 [1982-84=100, unless otherwise noted]

Expenditure category	Relative importance Oct. 2022	Unadjusted percent change		Seasonally adjusted percent change		
		Nov. 2021- Nov. 2022	Oct. 2022- Nov. 2022	Aug. 2022- Sep. 2022	Sep. 2022- Oct. 2022	Oct. 2022- Nov. 2022
Dairy and related products.....	0.805	16.4	0.7	0.3	-0.1	1.0
Milk ²	0.202	14.7	1.1	-1.3	-0.2	0.8
Fresh whole milk ³		13.1	1.4	-1.0	-0.9	1.1
Fresh milk other than whole ^{2, 3}		15.6	1.0	-1.5	0.1	0.8
Cheese and related products ¹	0.261	12.4	0.0	0.7	-0.5	0.0
Ice cream and related products.....	0.120	17.5	1.9	-0.6	1.1	2.0
Other dairy and related products ^{1, 2}	0.221	22.4	0.6	1.4	0.5	0.6
Fruits and vegetables.....	1.424	9.7	0.4	1.6	-0.9	1.4
Fresh fruits and vegetables.....	1.076	8.0	0.8	1.5	-1.5	1.8
Fresh fruits.....	0.569	6.6	0.8	0.7	-2.4	2.3
Apples.....	0.075	7.4	0.6	5.0	-0.8	3.2
Bananas ¹	0.077	3.8	0.5	-0.6	-1.1	0.5
Citrus fruits ²	0.163	9.5	-1.1	1.0	-2.5	2.8
Oranges, including tangerines ³		12.4	-1.7	1.5	-3.6	2.5
Other fresh fruits ²	0.254	5.5	2.2	-1.4	-2.4	1.8
Fresh vegetables.....	0.507	9.6	0.8	2.4	-0.5	1.2
Potatoes.....	0.085	16.2	-8.4	3.5	-1.9	-1.4
Lettuce ¹	0.064	19.8	8.9	6.8	3.3	8.9
Tomatoes.....	0.078	3.6	5.0	-0.9	2.3	2.6
Other fresh vegetables.....	0.281	7.4	0.6	1.8	-0.6	0.7
Processed fruits and vegetables ²	0.348	15.8	-0.8	1.9	1.1	0.4
Canned fruits and vegetables ²	0.181	18.4	-1.5	1.8	1.8	0.2
Canned fruits ^{2, 3}		20.9	-0.7	1.4	1.7	1.1
Canned vegetables ^{2, 3}		16.2	-2.1	2.3	1.8	-0.5
Frozen fruits and vegetables ²	0.102	14.9	0.4	2.7	0.4	1.4
Frozen vegetables ³		18.3	0.7	3.8	0.8	1.7
Other processed fruits and vegetables including dried ²	0.065	10.4	-1.0	0.1	0.5	-0.1
Dried beans, peas, and lentils ^{1, 2, 3}		7.8	-0.7	-0.1	0.8	-0.7
Nonalcoholic beverages and beverage materials.....	0.983	13.2	-0.3	0.6	0.5	0.7
Juices and nonalcoholic drinks ²	0.695	12.9	-0.5	1.2	0.5	0.5
Carbonated drinks.....	0.294	12.8	-1.4	2.0	1.2	0.4
Frozen noncarbonated juices and drinks ^{1, 2}	0.007	7.3	1.7	1.7	1.3	1.7
Nonfrozen noncarbonated juices and drinks ²	0.394	13.2	0.2	0.3	0.1	0.6
Beverage materials including coffee and tea ²	0.287	13.7	0.1	0.3	0.3	1.0
Coffee.....	0.187	14.6	-0.5	0.1	1.2	0.5
Roasted coffee ³		15.2	-1.1	0.1	1.5	0.2
Instant coffee ^{1, 3}		13.9	2.0	0.4	-0.3	2.0
Other beverage materials including tea ^{1, 2}	0.101	12.1	1.2	0.4	-0.1	1.2
Other food at home.....	2.294	13.9	-0.5	0.5	0.9	-0.1
Sugar and sweets ¹	0.291	13.1	-0.3	1.8	0.7	-0.3
Sugar and sugar substitutes.....	0.043	14.1	-1.5	0.7	0.4	0.5
Candy and chewing gum ^{1, 2}	0.184	12.9	0.3	2.0	0.9	0.3
Other sweets ²	0.064	12.7	-1.3	0.8	1.0	-0.7
Fats and oils.....	0.265	21.8	-1.5	1.2	2.1	0.0
Butter and margarine ²	0.085	34.2	-2.5	1.8	1.9	0.4
Butter ³		27.0	-3.5	0.7	1.4	0.2
Margarine ^{1, 3}		47.4	-2.3	4.2	1.3	-2.3
Salad dressing ²	0.061	19.9	0.3	2.4	4.1	1.0
Other fats and oils including peanut butter ²	0.119	15.2	-1.8	0.5	0.9	-1.1
Peanut butter ^{1, 2, 3}		5.7	-1.6	-0.6	0.7	-1.6
Other foods.....	1.738	12.9	-0.3	0.1	0.8	0.0
Soups.....	0.104	15.0	-3.1	2.6	-0.9	-2.0
Frozen and freeze dried prepared foods.....	0.282	14.0	-0.6	-1.0	0.9	-0.9

See footnotes at end of table.

Table 2. Consumer Price Index for All Urban Consumers (CPI-U): U.S. city average, by detailed expenditure category, November 2022 — Continued
 [1982-84=100, unless otherwise noted]

Expenditure category	Relative importance Oct. 2022	Unadjusted percent change		Seasonally adjusted percent change		
		Nov. 2021- Nov. 2022	Oct. 2022- Nov. 2022	Aug. 2022- Sep. 2022	Sep. 2022- Oct. 2022	Oct. 2022- Nov. 2022
Snacks ¹	0.376	11.1	-0.8	-0.4	1.3	-0.8
Spices, seasonings, condiments, sauces.....	0.332	11.1	-1.0	-0.2	0.8	0.2
Salt and other seasonings and spices ^{2, 3}		6.9	-1.4	-1.8	0.8	-0.5
Olives, pickles, relishes ^{1, 2, 3}		16.1	0.8	-0.6	1.8	0.8
Sauces and gravies ^{2, 3}		13.7	-1.1	-0.2	-0.4	0.2
Other condiments ³		5.2	-2.8	-0.2	0.7	-1.6
Baby food ^{1, 2}	0.045	10.9	0.3	1.5	1.8	0.3
Other miscellaneous foods ²	0.599	14.6	0.9	-0.1	0.6	0.2
Prepared salads ^{3, 4}		9.5	1.1	-1.2	-1.2	-0.3
Food away from home ¹	5.225	8.5	0.5	0.9	0.9	0.5
Full service meals and snacks ^{1, 2}	2.425	9.0	0.4	0.4	1.1	0.4
Limited service meals and snacks ^{1, 2}	2.515	6.7	0.6	0.6	0.8	0.6
Food at employee sites and schools ^{1, 2}	0.076	110.1	1.7	44.9	3.8	1.7
Food at elementary and secondary schools ^{1, 3, 5}		254.1				
Food from vending machines and mobile vendors ^{1, 2}	0.038	11.5	0.5	0.1	3.7	0.5
Other food away from home ^{1, 2}	0.171	5.5	0.0	0.3	0.2	0.0
Energy.....	8.059	13.1	-2.5	-2.1	1.8	-1.6
Energy commodities.....	4.448	12.2	-3.2	-4.7	4.4	-2.0
Fuel oil and other fuels.....	0.254	41.7	1.1	-2.8	10.5	-0.4
Fuel oil ¹	0.180	65.7	1.7	-2.7	19.8	1.7
Propane, kerosene, and firewood ⁶	0.073	3.8	-0.5	-0.8	0.0	-2.6
Motor fuel.....	4.195	10.8	-3.5	-4.8	4.0	-2.1
Gasoline (all types).....	4.096	10.1	-3.6	-4.9	4.0	-2.0
Gasoline, unleaded regular ³		9.8	-3.6	-5.2	4.1	-1.9
Gasoline, unleaded midgrade ^{3, 7}		10.7	-3.3	-4.9	2.9	-1.4
Gasoline, unleaded premium ³		12.4	-4.3	-3.5	3.9	-2.7
Other motor fuels ^{1, 2}	0.098	43.3	2.3	-2.1	3.0	2.3
Energy services.....	3.611	14.2	-1.5	1.1	-1.2	-1.1
Electricity.....	2.640	13.7	-1.2	0.4	0.1	-0.2
Utility (piped) gas service.....	0.971	15.5	-2.2	2.9	-4.6	-3.5
All items less food and energy.....	78.197	6.0	0.1	0.6	0.3	0.2
Commodities less food and energy commodities.....	21.026	3.7	-0.8	0.0	-0.4	-0.5
Household furnishings and supplies ⁸	3.953	8.3	-0.2	0.6	-0.2	0.4
Window and floor coverings and other linens ^{1, 2}	0.297	5.6	-1.8	1.0	0.5	-1.8
Floor coverings ^{1, 2}	0.069	10.2	0.6	1.0	-1.4	0.6
Window coverings ^{1, 2}	0.057	2.4	-1.4	-3.4	-1.2	-1.4
Other linens ^{1, 2}	0.172	5.0	-2.8	2.6	1.9	-2.8
Furniture and bedding ¹	0.959	6.8	-0.8	-0.1	-1.2	-0.8
Bedroom furniture ¹	0.306	2.8	-0.5	-1.3	-0.9	-0.5
Living room, kitchen, and dining room furniture ^{1, 2}	0.472	10.3	-0.3	-0.9	-1.9	-0.3
Other furniture ²	0.171	5.0	-2.8	4.2	-0.8	-2.7
Appliances ²	0.241	1.7	-0.5	-0.3	-0.5	0.9
Major appliances ²	0.077	-1.0	-1.4	-1.5	-0.1	0.6
Laundry equipment ^{1, 3}		0.1	-2.7	-1.3	-7.8	-2.7
Other appliances ^{1, 2}	0.161	2.9	-0.1	1.3	-1.0	-0.1
Other household equipment and furnishings ²	0.556	5.5	-1.3	1.2	-0.8	-1.2
Clocks, lamps, and decorator items ¹	0.335	5.8	-1.2	1.8	0.4	-1.2
Indoor plants and flowers ⁹	0.099	6.5	0.7	0.3	0.9	1.1
Dishes and flatware ^{1, 2}	0.050	8.5	-3.6	3.3	-3.7	-3.6
Nonelectric cookware and tableware ^{1, 2}	0.072	0.8	-2.6	-1.9	-1.0	-2.6
Tools, hardware, outdoor equipment and supplies ²	0.947	10.0	0.8	1.2	0.4	0.6
Tools, hardware and supplies ^{1, 2}	0.252	12.8	-0.8	2.7	1.4	-0.8
Outdoor equipment and supplies ²	0.466	8.4	1.7	1.1	-0.3	0.7

See footnotes at end of table.

Table 2. Consumer Price Index for All Urban Consumers (CPI-U): U.S. city average, by detailed expenditure category, November 2022 — Continued
 [1982-84=100, unless otherwise noted]

Expenditure category	Relative importance Oct. 2022	Unadjusted percent change		Seasonally adjusted percent change		
		Nov. 2021- Nov. 2022	Oct. 2022- Nov. 2022	Aug. 2022- Sep. 2022	Sep. 2022- Oct. 2022	Oct. 2022- Nov. 2022
Housekeeping supplies ¹	0.954	12.4	0.6	0.6	0.7	0.6
Household cleaning products ^{1, 2}	0.344	11.7	0.2	0.0	1.0	0.2
Household paper products ^{1, 2}	0.220	14.1	2.2	-0.1	0.4	2.2
Miscellaneous household products ^{1, 2}	0.389	11.9	0.1	1.5	0.6	0.1
Apparel.....	2.458	3.6	-2.1	-0.3	-0.7	0.2
Men's and boys' apparel.....	0.611	1.3	-1.5	-1.3	-0.6	0.3
Men's apparel.....	0.471	2.3	-1.3	-1.1	0.0	0.7
Men's suits, sport coats, and outerwear.....	0.076	6.3	-0.1	-3.3	-2.0	3.7
Men's underwear, nightwear, swimwear, and accessories ¹	0.158	0.8	-1.1	1.0	0.4	-1.1
Men's shirts and sweaters ²	0.115	2.5	-1.3	-0.4	-2.4	1.3
Men's pants and shorts.....	0.116	1.5	-2.2	-2.3	1.5	-1.1
Boys' apparel.....	0.140	-1.7	-2.4	-4.6	-1.7	-0.4
Women's and girls' apparel.....	0.987	5.6	-3.3	-0.1	0.2	0.0
Women's apparel.....	0.828	5.7	-3.1	-0.4	0.6	0.4
Women's outerwear.....	0.060	-2.0	-6.3	-1.9	-3.8	-1.3
Women's dresses.....	0.089	1.1	-3.2	-0.5	-2.4	1.2
Women's suits and separates ²	0.400	5.9	-3.7	-0.7	0.2	0.2
Women's underwear, nightwear, swimwear, and accessories ²	0.270	8.6	-1.5	0.8	2.2	-0.1
Girls' apparel.....	0.160	5.2	-4.1	1.8	-1.6	-2.2
Footwear.....	0.591	2.3	-0.9	-0.5	-1.1	0.1
Men's footwear ¹	0.198	2.4	0.2	0.8	-0.9	0.2
Boys' and girls' footwear.....	0.115	2.3	-1.4	-0.9	-1.2	-0.7
Women's footwear.....	0.278	2.2	-1.5	-0.8	-1.6	0.1
Infants' and toddlers' apparel.....	0.112	3.9	0.2	-0.8	-3.2	1.6
Jewelry and watches ⁶	0.157	5.2	-2.7	3.4	-2.9	0.9
Watches ^{1, 6}	0.029	5.1	0.7	-1.4	-0.1	0.7
Jewelry ⁶	0.128	5.1	-3.5	4.4	-3.2	1.2
Transportation commodities less motor fuel ⁸	8.303	2.4	-1.2	-0.2	-0.9	-1.3
New vehicles.....	4.060	7.2	0.1	0.7	0.4	0.0
New cars ³		7.8	-0.1	0.8	0.3	-0.2
New trucks ^{3, 10}		7.1	0.2	0.6	0.4	0.1
Used cars and trucks.....	3.726	-3.3	-2.8	-1.1	-2.4	-2.9
Motor vehicle parts and equipment ¹	0.432	11.6	0.6	0.8	0.3	0.6
Tires ¹	0.271	10.3	0.2	0.2	-0.1	0.2
Vehicle accessories other than tires ^{1, 2}	0.162	13.7	1.2	2.0	1.1	1.2
Vehicle parts and equipment other than tires ^{1, 3}		11.8	1.8	1.9	0.4	1.8
Motor oil, coolant, and fluids ^{1, 3}		19.6	-0.3	1.6	4.4	-0.3
Medical care commodities ¹	1.468	3.1	0.2	-0.1	0.0	0.2
Medicinal drugs ^{1, 8}	1.367	2.8	0.1	-0.2	0.0	0.1
Prescription drugs ¹	0.995	1.9	-0.2	-0.1	-0.1	-0.2
Nonprescription drugs ^{1, 8}	0.372	5.4	0.7	-0.4	0.4	0.7
Medical equipment and supplies ^{1, 8}	0.101	7.3	1.7	0.9	-0.6	1.7
Recreation commodities ⁸	1.882	3.6	-0.6	0.0	0.7	-0.4
Video and audio products ⁸	0.276	-8.2	-2.0	0.4	0.9	-1.2
Televisions.....	0.122	-17.0	-3.4	0.9	-0.1	-1.5
Other video equipment ²	0.024	-9.5	-4.1	0.1	-2.8	-3.1
Audio equipment ¹	0.073	1.4	-1.0	0.3	2.9	-1.0
Recorded music and music subscriptions ^{1, 2}	0.051	1.8	0.4	-0.2	2.0	0.4
Pets and pet products ¹	0.572	13.0	0.5	0.9	1.3	0.5
Pet food ^{1, 2, 3}		15.7	0.8	1.3	1.0	0.8
Purchase of pets, pet supplies, accessories ^{1, 2, 3}		8.9	-0.4	0.3	1.4	-0.4
Sporting goods ¹	0.548	2.7	0.0	-1.1	1.6	0.0

See footnotes at end of table.

Table 2. Consumer Price Index for All Urban Consumers (CPI-U): U.S. city average, by detailed expenditure category, November 2022 — Continued
 [1982-84=100, unless otherwise noted]

Expenditure category	Relative importance Oct. 2022	Unadjusted percent change		Seasonally adjusted percent change		
		Nov. 2021- Nov. 2022	Oct. 2022- Nov. 2022	Aug. 2022- Sep. 2022	Sep. 2022- Oct. 2022	Oct. 2022- Nov. 2022
Sports vehicles including bicycles ¹	0.313	1.1	0.7	-2.6	2.6	0.7
Sports equipment ¹	0.224	5.3	-0.9	0.9	0.3	-0.9
Photographic equipment and supplies.....	0.021	3.3	-1.6	0.2	-1.7	-1.3
Photographic equipment ^{2, 3}		2.0	-1.9	0.4	-2.7	-1.5
Recreational reading materials ¹	0.096	3.2	-0.8	-1.3	-1.0	-0.8
Newspapers and magazines ^{1, 2}	0.057	5.5	-2.2	-2.4	-0.1	-2.2
Recreational books ^{1, 2}	0.039	0.0	1.3	0.3	-2.2	1.3
Other recreational goods ²	0.370	1.4	-1.7	0.3	-0.9	-1.4
Toys.....	0.286	0.6	-1.8	0.3	-1.1	-1.4
Toys, games, hobbies and playground equipment ^{2, 3}		5.1	-0.8	0.3	-0.1	-0.3
Sewing machines, fabric and supplies ^{1, 2}	0.027	0.9	-6.3	-0.3	-1.6	-6.3
Music instruments and accessories ^{1, 2}	0.041	7.1	1.8	0.5	0.6	1.8
Education and communication commodities ⁸	0.737	-9.7	-1.7	-0.6	-0.9	-1.6
Educational books and supplies ¹	0.086	5.3	0.1	-0.4	0.2	0.1
College textbooks ^{1, 3, 11}		6.2	0.0	-0.2	0.0	0.0
Information technology commodities ⁸	0.651	-11.5	-1.9	-0.6	-1.0	-1.8
Computers, peripherals, and smart home assistants ^{1, 4}	0.334	-4.4	-2.7	1.8	-0.3	-2.7
Computer software and accessories ^{1, 2}	0.019	-1.7	-2.2	1.2	-2.1	-2.2
Telephone hardware, calculators, and other consumer information items ²	0.297	-17.9	-1.0	-3.2	-1.8	-0.8
Smartphones ^{1, 3, 12}		-23.4	-1.4	-2.9	-5.9	-1.4
Alcoholic beverages.....	0.871	5.5	0.6	0.0	0.8	0.7
Alcoholic beverages at home.....	0.578	4.5	0.7	-0.4	0.5	0.8
Beer, ale, and other malt beverages at home.....	0.221	7.7	1.8	-0.1	0.5	1.3
Distilled spirits at home ¹	0.104	1.7	0.9	-0.8	0.5	0.9
Whiskey at home ^{1, 3}		1.7	0.9	-1.4	0.1	0.9
Distilled spirits, excluding whiskey, at home ^{1, 3}		1.7	0.8	-0.3	0.5	0.8
Wine at home ¹	0.253	3.0	-0.2	0.1	0.3	-0.2
Alcoholic beverages away from home ¹	0.293	7.1	0.3	0.5	1.2	0.3
Beer, ale, and other malt beverages away from home ^{1, 2, 3}		6.6	0.1	0.3	0.7	0.1
Wine away from home ^{1, 2, 3}		7.9	0.1	0.5	1.2	0.1
Distilled spirits away from home ^{1, 2, 3}		7.0	0.8	0.7	1.1	0.8
Other goods ⁸	1.354	7.5	0.6	0.4	0.6	0.6
Tobacco and smoking products ¹	0.516	6.3	0.7	0.2	0.3	0.7
Cigarettes ^{1, 2}	0.447	6.4	0.7	0.2	0.5	0.7
Tobacco products other than cigarettes ^{1, 2}	0.065	5.5	0.5	0.4	-1.1	0.5
Personal care products ¹	0.651	7.4	0.2	0.4	0.4	0.2
Hair, dental, shaving, and miscellaneous personal care products ^{1, 2}	0.336	9.3	0.5	0.3	0.8	0.5
Cosmetics, perfume, bath, nail preparations and implements ¹	0.305	5.4	-0.2	0.4	0.0	-0.2
Miscellaneous personal goods ^{1, 2}	0.187	10.8	2.0	1.0	1.9	2.0
Stationery, stationery supplies, gift wrap ³		14.3	3.9	1.0	4.2	2.9
Services less energy services.....	57.171	6.8	0.4	0.8	0.5	0.4
Shelter.....	32.706	7.1	0.6	0.7	0.8	0.6
Rent of shelter ¹³	32.346	7.2	0.6	0.8	0.7	0.6
Rent of primary residence.....	7.378	7.9	0.8	0.8	0.7	0.8
Lodging away from home ²	0.925	3.2	-4.2	-1.0	4.9	-0.7
Housing at school, excluding board ¹³	0.124	2.8	0.1	0.1	0.1	0.2
Other lodging away from home including hotels and motels.....	0.800	3.3	-4.9	-1.2	5.6	-0.9
Owners' equivalent rent of residences ¹³	24.043	7.1	0.7	0.8	0.6	0.7

See footnotes at end of table.

Table 2. Consumer Price Index for All Urban Consumers (CPI-U): U.S. city average, by detailed expenditure category, November 2022 — Continued
 [1982-84=100, unless otherwise noted]

Expenditure category	Relative importance Oct. 2022	Unadjusted percent change		Seasonally adjusted percent change		
		Nov. 2021- Nov. 2022	Oct. 2022- Nov. 2022	Aug. 2022- Sep. 2022	Sep. 2022- Oct. 2022	Oct. 2022- Nov. 2022
Owners' equivalent rent of primary residence ¹³ ..	22.795	7.1	0.7	0.8	0.6	0.7
Tenants' and household insurance ^{1, 2}	0.360	0.6	0.1	-0.4	0.3	0.1
Water and sewer and trash collection services ²	1.085	5.0	0.3	0.7	0.0	0.3
Water and sewerage maintenance.....	0.779	4.4	0.3	0.3	-0.1	0.2
Garbage and trash collection ^{1, 10}	0.306	6.6	0.5	1.7	0.5	0.5
Household operations ^{1, 2}						
Domestic services ^{1, 2}	0.242	4.4	-3.0			-3.0
Gardening and lawncare services ^{1, 2}						
Moving, storage, freight expense ^{1, 2}	0.101	3.5	-1.2	-2.2	0.1	-1.2
Repair of household items ^{1, 2}						
Medical care services.....	6.832	4.4	-0.7	1.0	-0.6	-0.7
Professional services.....	3.453	3.1	0.0	0.7	0.2	0.1
Physicians' services ¹	1.805	1.5	0.0	0.5	0.0	0.0
Dental services.....	0.910	6.4	1.0	0.5	0.2	1.1
Eyeglasses and eye care ^{1, 6}	0.361	1.8	-2.5	3.2	0.1	-2.5
Services by other medical professionals ^{1, 6}	0.377	3.7	-0.4	0.0	0.0	-0.4
Hospital and related services.....	2.501	3.2	-0.5	0.2	-0.2	-0.3
Hospital services ¹⁴	2.134	2.9		0.1		
Inpatient hospital services ^{14, 3}		2.8				
Outpatient hospital services ^{3, 6}		3.0		0.1		
Nursing homes and adult day services ¹⁴	0.205	4.5	0.2	0.4	0.0	0.4
Care of invalids and elderly at home ^{1, 5}	0.162	3.8	0.0	0.1	0.5	0.0
Health insurance ^{1, 5}	0.878	13.5	-4.3	2.1	-4.0	-4.3
Transportation services.....	5.994	14.2	0.3	1.9	0.8	-0.1
Leased cars and trucks ^{1, 11}	0.865		-1.9		-0.5	-1.9
Car and truck rental ²	0.141	-6.0	-0.3	2.5	-0.5	-2.4
Motor vehicle maintenance and repair ¹	1.072	11.7	1.3	1.9	0.7	1.3
Motor vehicle body work ¹	0.053	12.4	0.4	1.2	1.4	0.4
Motor vehicle maintenance and servicing ¹	0.583	9.3	0.8	1.7	1.2	0.8
Motor vehicle repair ^{1, 2}	0.391	15.0	2.0	2.2	-0.1	2.0
Motor vehicle insurance.....	2.501	13.4	1.1	1.6	1.7	0.9
Motor vehicle fees ^{1, 2}	0.497	1.8	-0.4	0.5	-0.3	-0.4
State motor vehicle registration and license fees ^{1, 2}	0.288	2.3	-0.3	-0.1	0.0	-0.3
Parking and other fees ^{1, 2}	0.194	0.9	-0.6	1.4	-0.8	-0.6
Parking fees and tolls ^{2, 3}		1.1	-0.5	-0.7	-1.0	-0.6
Public transportation.....	0.918	23.8	-0.5	0.1	0.5	-2.0
Airline fares.....	0.633	36.0	-0.6	0.8	-1.1	-3.0
Other intercity transportation.....	0.092	1.6	-1.4	2.2	1.6	-1.6
Ship fare ^{1, 2, 3}		-3.6	-2.3	1.5	-0.2	-2.3
Intracity transportation ¹	0.190	3.1	0.3	-0.3	-1.1	0.3
Intracity mass transit ^{1, 3, 8}		0.4	0.1	0.4	0.0	0.1
Recreation services ⁸	3.116	5.4	0.9	0.2	0.8	1.0
Video and audio services ⁸	1.130	4.2	0.8	-0.4	0.7	0.9
Cable and satellite television service ¹⁰	1.036	4.0	1.0	-0.4	0.8	1.0
Video discs and other media, including rental of video ^{1, 2}	0.095	6.4	-0.7	0.0	0.2	-0.7
Video discs and other media ^{1, 2, 3}		8.9	-4.0	0.9	0.0	-4.0
Rental of video discs and other media ^{1, 2, 3}		7.3	1.7	0.3	0.2	1.7
Pet services including veterinary ²	0.521	10.9	0.5	1.6	0.2	0.7
Pet services ^{1, 2, 3}		7.4	1.1	0.6	0.7	1.1
Veterinarian services ^{2, 3}		11.0	0.1	2.0	0.0	0.1
Photographers and photo processing ^{1, 2}	0.030	4.4	0.5	0.5	0.3	0.5
Other recreation services ²	1.434	4.4	1.1	0.1	1.0	1.1

See footnotes at end of table.

Table 2. Consumer Price Index for All Urban Consumers (CPI-U): U.S. city average, by detailed expenditure category, November 2022 — Continued
 [1982-84=100, unless otherwise noted]

Expenditure category	Relative importance Oct. 2022	Unadjusted percent change		Seasonally adjusted percent change		
		Nov. 2021- Nov. 2022	Oct. 2022- Nov. 2022	Aug. 2022- Sep. 2022	Sep. 2022- Oct. 2022	Oct. 2022- Nov. 2022
Club membership for shopping clubs, fraternal, or other organizations, or participant sports fees ^{1, 2, ..}	0.633	5.1	0.2	0.4	1.2	0.2
Admissions ¹	0.442	3.7	3.5	-1.3	0.8	3.5
Admission to movies, theaters, and concerts ^{1, 2, 3}		7.4	1.6	-0.6	0.9	1.6
Admission to sporting events ^{1, 2, 3}		-7.2	7.5	-2.9	-1.6	7.5
Fees for lessons or instructions ^{1, 6}	0.172	5.0	-0.8	2.8	0.4	-0.8
Education and communication services ⁸	5.262	2.2	0.9	0.2	0.1	1.0
Tuition, other school fees, and childcare.....	2.496	3.1	0.1	0.4	0.1	0.3
College tuition and fees.....	1.426	2.0	0.0	-0.3	0.1	0.2
Elementary and high school tuition and fees.....	0.315	3.5	0.0	0.0	0.2	0.3
Day care and preschool ⁹	0.628	5.3	0.4	2.0	0.2	0.6
Technical and business school tuition and fees ^{1, 2, ..}	0.038	1.1	-0.1	-0.1	0.2	-0.1
Postage and delivery services ²	0.084	4.2	0.0	0.4	3.6	0.2
Postage.....	0.075	3.2	0.0	0.1	4.2	0.2
Delivery services ²	0.009	13.8	0.3	2.9	-1.5	0.4
Telephone services ^{1, 2}	1.768	1.5	2.1	0.0	-0.1	2.1
Wireless telephone services ^{1, 2}	1.465	1.0	2.4	-0.1	-0.3	2.4
Residential telephone services ^{1, 8}	0.303	4.4	0.7	0.6	0.5	0.7
Internet services and electronic information providers ^{1, 2}	0.905	1.4	0.9	-0.1	0.5	0.9
Other personal services ^{1, 8}	1.353	6.5	0.8	0.3	0.4	0.8
Personal care services ¹	0.534	6.8	1.4	0.3	0.2	1.4
Haircuts and other personal care services ^{1, 2}	0.534	6.8	1.4	0.3	0.2	1.4
Miscellaneous personal services ¹	0.819	6.3	0.4	0.3	0.5	0.4
Legal services ^{1, 6}	0.231	6.2	-0.2	0.0	-0.1	-0.2
Funeral expenses ^{1, 6}	0.145	4.9	0.5	0.4	1.7	0.5
Laundry and dry cleaning services ^{1, 2}	0.152	7.9	1.6	-0.6	0.8	1.6
Apparel services other than laundry and dry cleaning ^{1, 2}	0.018	14.1	0.1	5.0	1.4	0.1
Financial services ^{1, 6}	0.191	5.4	0.3	0.9	-0.1	0.3
Checking account and other bank services ^{1, 2, 3}		2.4	0.4	-0.2	-0.5	0.4
Tax return preparation and other accounting fees ^{1, 2, 3}		9.1	0.4	1.2	0.0	0.4

¹ Not seasonally adjusted.

² Indexes on a December 1997=100 base.

³ Special index based on a substantially smaller sample.

⁴ Indexes on a December 2007=100 base.

⁵ Indexes on a December 2005=100 base.

⁶ Indexes on a December 1986=100 base.

⁷ Indexes on a December 1993=100 base.

⁸ Indexes on a December 2009=100 base.

⁹ Indexes on a December 1990=100 base.

¹⁰ Indexes on a December 1983=100 base.

¹¹ Indexes on a December 2001=100 base.

¹² Indexes on a December 2019=100 base.

¹³ Indexes on a December 1982=100 base.

¹⁴ Indexes on a December 1996=100 base.

Table 3. Consumer Price Index for All Urban Consumers (CPI-U): U.S. city average, special aggregate indexes, November 2022

[1982-84=100, unless otherwise noted]

Special aggregate indexes	Relative importance Oct. 2022	Unadjusted indexes			Unadjusted percent change		Seasonally adjusted percent change		
		Nov. 2021	Oct. 2022	Nov. 2022	Nov. 2021- Nov. 2022	Oct. 2022- Nov. 2022	Aug. 2022- Sep. 2022	Sep. 2022- Oct. 2022	Oct. 2022- Nov. 2022
All items less food.....	86.256	276.747	295.344	294.918	6.6	-0.1	0.3	0.4	0.0
All items less shelter.....	67.294	256.714	276.154	274.960	7.1	-0.4	0.2	0.3	-0.2
All items less food and shelter.....	53.550	249.264	266.355	264.792	6.2	-0.6	0.1	0.2	-0.3
All items less food, shelter, and energy.....	45.491	250.894	264.442	263.771	5.1	-0.3	0.5	-0.1	-0.1
All items less food, shelter, energy, and used cars and trucks.....	41.765	252.043	267.191	267.127	6.0	0.0	0.6	0.1	0.1
All items less medical care.....	91.700	265.889	285.690	285.524	7.4	-0.1	0.3	0.5	0.2
All items less energy.....	91.941	282.397	300.807	301.126	6.6	0.1	0.6	0.3	0.2
Commodities.....	39.219	207.708	223.747	222.112	6.9	-0.7	-0.3	0.5	-0.3
Commodities less food, energy, and used cars and trucks.....	17.300	153.738	162.553	161.993	5.4	-0.3	0.3	0.1	0.0
Commodities less food.....	25.474	172.817	183.714	181.480	5.0	-1.2	-0.8	0.4	-0.8
Commodities less food and beverages.....	24.603	169.510	180.284	177.977	5.0	-1.3	-0.8	0.4	-0.8
Services.....	60.781	346.637	370.542	371.672	7.2	0.3	0.8	0.4	0.3
Services less rent of shelter ¹	28.435	364.091	390.582	390.523	7.3	0.0	0.9	-0.1	0.0
Services less medical care services.....	53.949	329.178	352.617	354.160	7.6	0.4	0.8	0.5	0.5
Durables.....	12.425	123.678	127.903	126.596	2.4	-1.0	-0.1	-0.7	-0.9
Nondurables.....	26.794	248.656	273.337	271.710	9.3	-0.6	-0.5	0.9	0.0
Nondurables less food.....	13.050	217.593	238.004	234.670	7.8	-1.4	-1.6	1.4	-0.4
Nondurables less food and beverages.....	12.179	214.693	235.534	231.901	8.0	-1.5	-1.8	1.5	-0.5
Nondurables less food, beverages, and apparel.....	9.721	276.857	306.647	302.330	9.2	-1.4	-2.0	2.1	-0.7
Nondurables less food and apparel.....	10.592	274.322	302.476	298.713	8.9	-1.2	-1.7	1.9	-0.7
Housing.....	42.432	286.308	307.816	308.720	7.8	0.3	0.7	0.5	0.4
Education and communication ²	5.999	143.884	143.988	144.852	0.7	0.6	0.1	0.0	0.7
Education ²	2.582	278.097	286.449	286.792	3.1	0.1	0.4	0.1	0.3
Communication ²	3.417	76.294	74.745	75.464	-1.1	1.0	-0.1	-0.1	1.0
Information and information processing ²	3.333	71.974	70.409	71.103	-1.2	1.0	-0.1	-0.2	1.0
Information technology, hardware and services ³	1.565	7.420	7.129	7.110	-4.2	-0.3	-0.3	-0.2	-0.2
Recreation ²	4.998	126.952	132.490	132.965	4.7	0.4	0.1	0.7	0.5
Video and audio ²	1.406	111.366	112.911	113.219	1.7	0.3	-0.2	0.7	0.5
Pets, pet products and services ²	1.092	186.695	208.107	209.095	12.0	0.5	1.2	0.7	0.6
Photography ²	0.051	78.763	82.197	81.866	3.9	-0.4	0.3	-0.5	-0.3
Food and beverages.....	14.615	284.168	312.860	313.467	10.3	0.2	0.7	0.6	0.5
Domestically produced farm food.....	7.173	275.508	308.998	308.940	12.1	0.0	0.6	0.6	0.0
Other services.....	9.731	380.326	391.290	394.818	3.8	0.9	0.2	0.4	1.0
Apparel less footwear.....	1.867	113.600	121.070	118.110	4.0	-2.4	-0.2	-0.5	0.3
Fuels and utilities.....	4.949	270.444	308.978	305.991	13.1	-1.0	0.8	-0.4	-0.7
Household energy.....	3.864	225.221	264.110	260.589	15.7	-1.3	0.9	-0.5	-1.0
Medical care.....	8.300	528.877	554.043	550.844	4.2	-0.6	0.8	-0.5	-0.5
Transportation.....	18.492	245.532	267.979	264.668	7.8	-1.2	-0.6	0.7	-1.1
Private transportation.....	17.574	245.735	266.595	263.196	7.1	-1.3	-0.6	0.7	-1.0
New and used motor vehicles ²	8.877	122.436	128.523	126.795	3.6	-1.3	0.4	-0.9	-1.5
Utilities and public transportation.....	8.417	231.880	254.295	254.051	9.6	-0.1	0.6	-0.3	0.1
Household furnishings and operations.....	4.777	135.345	146.101	145.568	7.6	-0.4	0.5	0.0	0.0
Other goods and services.....	2.707	484.683	514.958	518.668	7.0	0.7	0.3	0.5	0.7
Personal care.....	2.191	246.445	262.193	264.117	7.2	0.7	0.4	0.5	0.7

¹ Indexes on a December 1982=100 base.

² Indexes on a December 1997=100 base.

³ Indexes on a December 1988=100 base.

Table 4. Consumer Price Index for All Urban Consumers (CPI-U): Selected areas, all items index, November 2022

[1982-84=100, unless otherwise noted]

Area	Pricing Schedule ¹	Percent change to Nov. 2022 from:			Percent change to Oct. 2022 from:		
		Nov. 2021	Sep. 2022	Oct. 2022	Oct. 2021	Aug. 2022	Sep. 2022
U.S. city average.....	M	7.1	0.3	-0.1	7.7	0.6	0.4
Region and area size²							
Northeast.....	M	6.4	0.4	0.1	6.9	0.4	0.3
Northeast - Size Class A.....	M	6.4	0.5	0.2	6.6	0.5	0.2
Northeast - Size Class B/C ³	M	6.4	0.3	0.0	7.2	0.2	0.3
New England ⁴	M	6.4	0.9	0.4	7.0	0.6	0.5
Middle Atlantic ⁴	M	6.4	0.2	0.0	6.8	0.3	0.2
Midwest.....	M	6.8	0.0	-0.2	7.4	0.4	0.1
Midwest - Size Class A.....	M	6.6	-0.4	-0.5	7.5	0.2	0.0
Midwest - Size Class B/C ³	M	6.9	0.2	0.0	7.4	0.5	0.2
East North Central ⁴	M	7.1	0.1	-0.2	7.8	0.5	0.3
West North Central ⁴	M	6.1	-0.3	-0.1	6.6	0.0	-0.2
South.....	M	7.7	0.5	0.1	8.1	0.6	0.4
South - Size Class A.....	M	8.2	0.5	0.1	8.6	0.6	0.4
South - Size Class B/C ³	M	7.4	0.4	0.0	7.8	0.6	0.4
South Atlantic ⁴	M	8.1	0.8	0.3	8.3	0.8	0.5
East South Central ⁴	M	6.3	0.2	-0.1	6.8	0.4	0.3
West South Central ⁴	M	7.4	-0.2	-0.4	8.4	0.3	0.2
West.....	M	7.1	0.3	-0.4	8.1	1.0	0.7
West - Size Class A.....	M	7.0	0.2	-0.4	8.0	1.1	0.7
West - Size Class B/C ³	M	7.2	0.3	-0.4	8.3	1.0	0.7
Mountain ⁴	M	8.3	0.4	-0.4	9.3	1.1	0.7
Pacific ⁴	M	6.7	0.2	-0.5	7.7	1.0	0.7
Size classes							
Size Class A ⁵	M	7.1	0.3	-0.1	7.8	0.7	0.4
Size Class B/C ³	M	7.1	0.3	-0.1	7.7	0.6	0.4
Selected local areas							
Chicago-Naperville-Elgin, IL-IN-WI.....	M	6.8	-0.4 ^r	-0.6	7.7	0.3 ^r	0.1 ^r
Los Angeles-Long Beach-Anaheim, CA.....	M	6.0	-0.1	-0.8	7.5	1.1	0.6
New York-Newark-Jersey City, NY-NJ-PA.....	M	5.9	0.3	0.2	6.0	0.3	0.1
Atlanta-Sandy Springs-Roswell, GA.....	2				10.7	0.5	
Baltimore-Columbia-Towson, MD ⁶	2				8.4	0.7	
Detroit-Warren-Dearborn, MI.....	2				8.5	1.1	
Houston-The Woodlands-Sugar Land, TX.....	2				7.6	-0.6	
Miami-Fort Lauderdale-West Palm Beach, FL.....	2				10.1	0.9	
Philadelphia-Camden-Wilmington, PA-NJ-DE-MD.....	2				7.8	0.6	
Phoenix-Mesa-Scottsdale, AZ ⁷	2				12.1	1.4	
San Francisco-Oakland-Hayward, CA.....	2				6.0	1.0	
Seattle-Tacoma-Bellevue, WA.....	2				8.9	1.0	
St. Louis, MO-IL.....	2				7.0	0.1	
Urban Alaska.....	2				7.6	1.1	
Boston-Cambridge-Newton, MA-NH.....	1	7.0	0.6				
Dallas-Fort Worth-Arlington, TX.....	1	8.4	0.3				
Denver-Aurora-Lakewood, CO.....	1	6.9	0.5				
Minneapolis-St. Paul-Bloomington, MN-WI.....	1	5.3	-1.0				
Riverside-San Bernardino-Ontario, CA ⁴	1	7.5	0.6				
San Diego-Carlsbad, CA.....	1	6.7	-0.7				
Tampa-St. Petersburg-Clearwater, FL ⁸	1	9.6	1.0				
Urban Hawaii.....	1	5.8	-0.6				
Washington-Arlington-Alexandria, DC-VA-MD-WV ⁶	1	5.6	0.3				

¹ Foods, fuels, and several other items are priced every month in all areas. Most other goods and services are priced as indicated: M - Every month.

1 - January, March, May, July, September, and November. 2 - February, April, June, August, October, and December.

² Regions defined as the four Census regions.

³ Indexes on a December 1996=100 base.

⁴ Indexes on a December 2017=100 base.

⁵ Indexes on a December 1986=100 base.

⁶ 1998 - 2017 indexes based on substantially smaller sample.

⁷ Indexes on a December 2001=100 base.

⁸ Indexes on a 1987=100 base.

r Revised

NOTE: Local area indexes are byproducts of the national CPI program. Each local index has a smaller sample size than the national index and is, therefore, subject to substantially more sampling and other measurement error. As a result, local area indexes show greater volatility than the national index, although their long-term trends are similar. Therefore, the Bureau of Labor Statistics strongly urges users to consider adopting the national average CPI for use in their escalator clauses.

Table 5. Chained Consumer Price Index for All Urban Consumers (C-CPI-U) and the Consumer Price Index for All Urban Consumers (CPI-U): U.S. city average, all items index, November 2022

[Percent changes]

Month Year	Unadjusted 1-month percent change		Unadjusted 12-month percent change	
	C-CPI-U ¹	CPI-U	C-CPI-U ¹	CPI-U
December 2009.....			2.5	2.7
December 2010.....			1.3	1.5
December 2011.....			2.9	3.0
December 2012.....			1.5	1.7
December 2013.....			1.3	1.5
December 2014.....			0.5	0.8
December 2015.....			0.4	0.7
December 2016.....			1.8	2.1
December 2017.....			1.7	2.1
December 2018.....			1.5	1.9
December 2019.....			1.8	2.3
January 2020.....	0.4	0.4	2.0	2.5
February 2020.....	0.3	0.3	1.8	2.3
March 2020.....	-0.2	-0.2	1.1	1.5
April 2020.....	-0.5	-0.7	0.2	0.3
May 2020.....	-0.1	0.0	-0.1	0.1
June 2020.....	0.6	0.5	0.4	0.6
July 2020.....	0.6	0.5	0.9	1.0
August 2020.....	0.4	0.3	1.3	1.3
September 2020.....	0.1	0.1	1.4	1.4
October 2020.....	0.0	0.0	1.2	1.2
November 2020.....	-0.1	-0.1	1.2	1.2
December 2020.....	0.1	0.1	1.5	1.4
January 2021.....	0.5	0.4	1.6	1.4
February 2021.....	0.5	0.5	1.8	1.7
March 2021.....	0.6	0.7	2.6	2.6
April 2021.....	0.8	0.8	4.0	4.2
May 2021.....	0.7	0.8	4.9	5.0
June 2021.....	0.8	0.9	5.1	5.4
July 2021.....	0.5	0.5	5.0	5.4
August 2021.....	0.1	0.2	4.8	5.3
September 2021.....	0.3	0.3	5.0	5.4
October 2021.....	0.7	0.8	5.8	6.2
November 2021.....	0.4	0.5	6.4	6.8
December 2021.....	0.2	0.3	6.5	7.0
January 2022.....	0.8	0.8	6.9	7.5
February 2022.....	0.9	0.9	7.3	7.9
March 2022.....	1.2	1.3	7.9	8.5
April 2022.....	0.6	0.6	7.7	8.3
May 2022.....	1.0	1.1	7.9	8.6
June 2022.....	1.2 ^r	1.4	8.3 ^r	9.1
July 2022.....	0.1 ^r	0.0	7.8 ^r	8.5
August 2022.....	0.1 ^r	0.0	7.8 ^r	8.3
September 2022.....	0.3 ^r	0.2	7.8 ^r	8.2
October 2022.....	0.4 ^r	0.4	7.5	7.7
November 2022.....	-0.1	-0.1	6.9	7.1

¹ The C-CPI-U is designed to be a closer approximation to a cost-of-living index in that it, in its final form, accounts for any substitution that consumers make across item categories in response to changes in relative prices. Since the expenditure data required for the calculation of the C-CPI-U are available only with a time lag, the C-CPI-U is issued first in preliminary form using the latest available expenditure data at that time and is subject to four revisions.

^r Revised

NOTE: Revised index for C-CPI-U: Jun. 2022=164.896. Revised index for C-CPI-U: Jul. 2022=165.087. Revised index for C-CPI-U: Aug. 2022=165.286. Revised index for C-CPI-U: Sep. 2022=165.757. Associated calculations, including percent change, may also have changed.

Indexes are issued as initial estimates. Indexes are revised each quarter with the publication of January, April, July, and October data as updated expenditure estimates become available. The C-CPI-U indexes are updated quarterly until they become final. January-March indexes are final in January of the following year; April-June indexes are final in April of the following year; July-September indexes are final in July of the following year; October-December indexes are final in October of the following year.

Table 6. Consumer Price Index for All Urban Consumers (CPI-U): U.S. city average, by expenditure category, November 2022, 1-month analysis table
 [1982-84=100, unless otherwise noted]

Expenditure category	Relative importance Oct. 2022	One Month				
		Seasonally adjusted percent change Oct. 2022-Nov. 2022	Seasonally adjusted effect on All Items Oct. 2022-Nov. 2022 ¹	Standard error, median price change ²	Largest (L) or Smallest (S) seasonally adjusted change since: ³	
					Date	Percent change
All items.....	100.000	0.1		0.04	S-Aug.2022	0.1
Food.....	13.744	0.5	0.068	0.09	S-Dec.2021	0.5
Food at home.....	8.520	0.5	0.042	0.13	L-Sep.2022	0.7
Cereals and bakery products.....	1.107	1.1	0.012	0.32	L-Aug.2022	1.2
Cereals and cereal products.....	0.356	0.6	0.002	0.38	S-Dec.2021	0.6
Flour and prepared flour mixes.....	0.060	1.5	0.001	0.89	S-May.2022	1.0
Breakfast cereal ⁴	0.149	0.4	0.001	0.68	S-Sep.2022	-0.2
Rice, pasta, cornmeal.....	0.147	0.7	0.001	0.53	S-Aug.2022	0.7
Rice ^{4, 5, 6}		0.8		0.62	S-Aug.2022	0.6
Bakery products ⁴	0.752	1.0	0.008	0.39	L-Sep.2022	1.2
Bread ^{4, 5}	0.211	2.0	0.004	0.53	L-Aug.2022	2.2
White bread ^{4, 6}		1.7		0.74	-	-
Bread other than white ^{4, 6}		2.3		0.86	L-Jul.2022	3.5
Fresh biscuits, rolls, muffins ⁵	0.113	2.2	0.002	1.00	L-Jun.2022	3.5
Cakes, cupcakes, and cookies ⁴	0.184	1.3	0.002	0.67	L-Sep.2022	1.8
Cookies ^{4, 6}		1.5		0.77	L-Sep.2022	1.5
Fresh cakes and cupcakes ^{4, 6}		1.5		1.06	L-Sep.2022	2.5
Other bakery products.....	0.244	0.7	0.002	0.67	S-Apr.2022	0.4
Fresh sweetrolls, coffeecakes, doughnuts ^{4, 6}		-0.3		1.29	L-Sep.2022	1.4
Crackers, bread, and cracker products ⁶		1.9		1.31	S-Sep.2022	1.3
Frozen and refrigerated bakery products, pies, tarts, turnovers ^{4, 6}		-0.4		0.86	S-Nov.2021	-1.1
Meats, poultry, fish, and eggs.....	1.907	-0.2	-0.004	0.25	S-Jun.2022	-0.4
Meats, poultry, and fish.....	1.764	-0.4	-0.007	0.27	S-Jun.2022	-0.4
Meats.....	1.111	-0.4	-0.004	0.38	S-Jun.2022	-1.3
Beef and veal.....	0.501	-0.8	-0.004	0.55	S-Jun.2022	-2.3
Uncooked ground beef ⁴	0.184	-0.9	-0.002	0.65	S-Sep.2022	-2.0
Uncooked beef roasts ^{4, 5}	0.074	-1.3	-0.001	1.40	L-Sep.2022	-0.1
Uncooked beef steaks ⁵	0.194	0.0	0.000	0.93	S-Aug.2022	0.0
Uncooked other beef and veal ^{4, 5}	0.049	-1.5	-0.001	1.15	L-Sep.2022	0.0
Pork.....	0.360	-0.3	-0.001	0.64	L-Sep.2022	1.8
Bacon, breakfast sausage, and related products ⁵	0.161	-1.0	-0.002	0.77	S-Jun.2022	-1.7
Bacon and related products ⁶		-1.8		0.86	S-Jun.2022	-1.9
Breakfast sausage and related products ^{5, 6}		0.0		1.20	L-Sep.2022	1.3
Ham.....	0.067	0.5	0.000	1.86	S-Jul.2022	-1.0
Ham, excluding canned ⁶		0.8		2.02	S-Jul.2022	-1.6
Pork chops ⁴	0.051	1.1	0.001	1.63	L-Jul.2022	2.3
Other pork including roasts, steaks, and ribs ⁵	0.082	-1.7	-0.001	1.53	L-Sep.2022	4.1
Other meats.....	0.250	0.4	0.001	0.60	S-Aug.2022	-0.6
Frankfurters ⁶		0.1		1.28	L-Sep.2022	1.9
Lunchmeats ^{4, 5, 6}		0.4		0.59	S-Aug.2022	-0.3
Poultry ⁴	0.366	-0.8	-0.003	0.51	L-Sep.2022	0.6
Chicken ^{4, 5}	0.296	-0.8	-0.002	0.62	L-Sep.2022	0.5
Fresh whole chicken ^{4, 6}		0.5		0.93	L-Jul.2022	1.9
Fresh and frozen chicken parts ^{4, 6}		-1.3		0.73	L-Sep.2022	0.6
Other uncooked poultry including turkey ⁵	0.070	1.8	0.001	0.90	L-Aug.2022	2.2
Fish and seafood.....	0.286	-0.1	0.000	0.56	S-Aug.2022	-0.2
Fresh fish and seafood ^{4, 5}	0.146	-1.4	-0.002	0.84	S-Jun.2020	-1.4
Processed fish and seafood ⁵	0.140	1.0	0.001	0.71	L-Jun.2022	1.6
Shelf stable fish and seafood ⁶		1.3		0.91	L-Aug.2022	2.4
Frozen fish and seafood ⁶		1.4		0.96	L-Sep.2022	1.6

See footnotes at end of table.

Table 6. Consumer Price Index for All Urban Consumers (CPI-U): U.S. city average, by expenditure category, November 2022, 1-month analysis table — Continued
 [1982-84=100, unless otherwise noted]

Expenditure category	Relative importance Oct. 2022	One Month				
		Seasonally adjusted percent change Oct. 2022-Nov. 2022	Seasonally adjusted effect on All Items Oct. 2022-Nov. 2022 ¹	Standard error, median price change ²	Largest (L) or Smallest (S) seasonally adjusted change since: ³	
					Date	Percent change
Eggs ⁴	0.143	2.3	0.003	0.73	S-Sep.2022	-3.5
Dairy and related products.....	0.805	1.0	0.008	0.32	L-Jul.2022	1.7
Milk ⁵	0.202	0.8	0.002	0.43	L-Jun.2022	0.8
Fresh whole milk ⁶		1.1		0.56	L-May 2022	3.9
Fresh milk other than whole ^{5, 6}		0.8		0.65	L-Jun.2022	1.2
Cheese and related products ⁴	0.261	0.0	0.000	0.59	L-Sep.2022	0.7
Ice cream and related products.....	0.120	2.0	0.002	0.94	L-Jun.2022	4.0
Other dairy and related products ^{4, 5}	0.221	0.6	0.001	0.57	L-Sep.2022	1.4
Fruits and vegetables.....	1.424	1.4	0.020	0.33	L-Sep.2022	1.6
Fresh fruits and vegetables.....	1.076	1.8	0.019	0.40	L-Feb.2022	2.6
Fresh fruits.....	0.569	2.3	0.013	0.62	L-Feb.2022	3.7
Apples.....	0.075	3.2	0.002	1.09	L-Sep.2022	5.0
Bananas ⁴	0.077	0.5	0.000	0.71	L-Jul.2022	0.9
Citrus fruits ⁵	0.163	2.8	0.004	1.06	L-Mar.2022	3.2
Oranges, including tangerines ⁶		2.5		1.43	L-Mar.2022	3.0
Other fresh fruits ⁵	0.254	1.8	0.004	1.07	L-Jul.2022	2.4
Fresh vegetables.....	0.507	1.2	0.006	0.51	L-Sep.2022	2.4
Potatoes.....	0.085	-1.4	-0.001	0.77	L-Sep.2022	3.5
Lettuce ⁴	0.064	8.9	0.006	0.92	L-Dec.2018	13.4
Tomatoes.....	0.078	2.6	0.002	1.09	L-May 2022	2.9
Other fresh vegetables.....	0.281	0.7	0.002	0.71	L-Sep.2022	1.8
Processed fruits and vegetables ⁵	0.348	0.4	0.001	0.41	S-Apr.2022	-0.5
Canned fruits and vegetables ⁵	0.181	0.2	0.000	0.61	S-Apr.2022	-0.3
Canned fruits ^{5, 6}		1.1		0.69	S-Jun.2022	0.1
Canned vegetables ^{5, 6}		-0.5		0.72	S-Dec.2021	-0.8
Frozen fruits and vegetables ⁵	0.102	1.4	0.001	0.88	L-Sep.2022	2.7
Frozen vegetables ⁶		1.7		1.04	L-Sep.2022	3.8
Other processed fruits and vegetables including dried ⁵	0.065	-0.1	0.000	0.94	S-Apr.2022	-0.2
Dried beans, peas, and lentils ^{4, 5, 6}		-0.7		0.90	S-Jun.2022	-1.0
Nonalcoholic beverages and beverage materials.....	0.983	0.7	0.007	0.40	L-Jul.2022	2.3
Juices and nonalcoholic drinks ⁵	0.695	0.5	0.004	0.49	—	—
Carbonated drinks.....	0.294	0.4	0.001	0.85	S-Jun.2022	-0.4
Frozen noncarbonated juices and drinks ^{4, 5}	0.007	1.7	0.000	0.66	L-Sep.2022	1.7
Nonfrozen noncarbonated juices and drinks ⁵	0.394	0.6	0.002	0.59	L-Aug.2022	1.1
Beverage materials including coffee and tea ⁵	0.287	1.0	0.003	0.61	L-Jul.2022	3.1
Coffee.....	0.187	0.5	0.001	0.79	S-Sep.2022	0.1
Roasted coffee ⁶		0.2		0.90	S-Sep.2022	0.1
Instant coffee ^{4, 6}		2.0		1.86	L-Jul.2022	2.3
Other beverage materials including tea ^{4, 5}	0.101	1.2	0.001	1.01	L-Jul.2022	2.4
Other food at home.....	2.294	-0.1	-0.002	0.25	S-Jan.2021	-0.1
Sugar and sweets ⁴	0.291	-0.3	-0.001	0.68	S-Feb.2021	-0.4
Sugar and sugar substitutes.....	0.043	0.5	0.000	0.59	L-Sep.2022	0.7
Candy and chewing gum ^{4, 5}	0.184	0.3	0.001	0.97	S-May 2022	-0.2
Other sweets ⁵	0.064	-0.7	0.000	0.82	S-Jun.2021	-1.1
Fats and oils.....	0.265	0.0	0.000	0.59	S-Mar.2021	0.0
Butter and margarine ⁵	0.085	0.4	0.000	1.06	S-Jul.2022	0.2
Butter ⁶		0.2		1.49	S-Jul.2022	0.2
Margarine ^{4, 6}		-2.3		1.54	S-Nov.2021	-2.5
Salad dressing ⁵	0.061	1.0	0.001	0.96	S-Aug.2022	-0.4
Other fats and oils including peanut butter ⁵	0.119	-1.1	-0.001	0.95	S-Jun.2019	-1.2
Peanut butter ^{4, 5, 6}		-1.6		0.58	S-Jun.2022	-2.0
Other foods.....	1.738	0.0	-0.001	0.29	S-May 2021	-0.1

See footnotes at end of table.

Table 6. Consumer Price Index for All Urban Consumers (CPI-U): U.S. city average, by expenditure category, November 2022, 1-month analysis table — Continued

[1982-84=100, unless otherwise noted]

Expenditure category	Relative importance Oct. 2022	One Month				
		Seasonally adjusted percent change Oct. 2022-Nov. 2022	Seasonally adjusted effect on All Items Oct. 2022-Nov. 2022 ¹	Standard error, median price change ²	Largest (L) or Smallest (S) seasonally adjusted change since: ³	
					Date	Percent change
Soups.....	0.104	-2.0	-0.002	1.00	S-Jan.2021	-2.1
Frozen and freeze dried prepared foods.....	0.282	-0.9	-0.003	0.55	S-Sep.2022	-1.0
Snacks ⁴	0.376	-0.8	-0.003	0.58	S-May 2021	-1.7
Spices, seasonings, condiments, sauces.....	0.332	0.2	0.001	0.48	S-Sep.2022	-0.2
Salt and other seasonings and spices ^{5, 6}		-0.5		0.73	S-Sep.2022	-1.8
Olives, pickles, relishes ^{4, 5, 6}		0.8		0.86	S-Sep.2022	-0.6
Sauces and gravies ^{5, 6}		0.2		1.02	L-Aug.2022	0.9
Other condiments ⁶		-1.6		0.71	S-Apr.2022	-1.8
Baby food ^{4, 5}	0.045	0.3	0.000	0.61	S-Aug.2022	-2.0
Other miscellaneous foods ⁵	0.599	0.2	0.001	0.60	S-Sep.2022	-0.1
Prepared salads ^{7, 6}		-0.3		1.61	L-Aug.2022	1.6
Food away from home ⁴	5.225	0.5	0.027	0.11	S-Mar.2022	0.3
Full service meals and snacks ^{4, 5}	2.425	0.4	0.011	0.14	S-Sep.2022	0.4
Limited service meals and snacks ^{4, 5}	2.515	0.6	0.014	0.15	S-Sep.2022	0.6
Food at employee sites and schools ^{4, 5}	0.076	1.7	0.001	2.22	S-Jul.2022	0.9
Food at elementary and secondary schools ^{4, 8, 6}				6.84	S-EVER	—
Food from vending machines and mobile vendors ^{4, 5}	0.038	0.5	0.000	0.46	S-Sep.2022	0.1
Other food away from home ^{4, 5}	0.171	0.0	0.000	0.12	S-Jan.2022	0.0
Energy.....	8.059	-1.6	-0.127	0.14	S-Sep.2022	-2.1
Energy commodities.....	4.448	-2.0	-0.089	0.13	S-Sep.2022	-4.7
Fuel oil and other fuels.....	0.254	-0.4	-0.001	0.65	S-Sep.2022	-2.8
Fuel oil ⁴	0.180	1.7	0.003	0.67	S-Sep.2022	-2.7
Propane, kerosene, and firewood ⁹	0.073	-2.6	-0.002	0.83	S-Jan.2022	-3.0
Motor fuel.....	4.195	-2.1	-0.087	0.13	S-Sep.2022	-4.8
Gasoline (all types).....	4.096	-2.0	-0.082	0.13	S-Sep.2022	-4.9
Gasoline, unleaded regular ⁶		-1.9		0.39	S-Sep.2022	-5.2
Gasoline, unleaded midgrade ^{10, 6}		-1.4		0.36	S-Sep.2022	-4.9
Gasoline, unleaded premium ⁶		-2.7		0.36	S-Sep.2022	-3.5
Other motor fuels ^{4, 5}	0.098	2.3	0.002	0.26	S-Sep.2022	-2.1
Energy services.....	3.611	-1.1	-0.039	0.21	L-Sep.2022	1.1
Electricity.....	2.640	-0.2	-0.004	0.21	S-Feb.2022	-1.1
Utility (piped) gas service.....	0.971	-3.5	-0.034	0.37	L-Sep.2022	2.9
All items less food and energy.....	78.197	0.2	0.155	0.04	S-Aug.2021	0.2
Commodities less food and energy commodities.....	21.026	-0.5	-0.110	0.10	S-Apr.2020	-0.6
Household furnishings and supplies ¹¹	3.953	0.4	0.014	0.24	L-Sep.2022	0.6
Window and floor coverings and other linens ^{4, 5}	0.297	-1.8	-0.005	1.08	S-Nov.2021	-1.9
Floor coverings ^{4, 5}	0.069	0.6	0.000	1.03	L-Sep.2022	1.0
Window coverings ^{4, 5}	0.057	-1.4	-0.001	1.42	S-Sep.2022	-3.4
Other linens ^{4, 5}	0.172	-2.8	-0.005	1.57	S-Nov.2021	-4.6
Furniture and bedding ⁴	0.959	-0.8	-0.008	0.47	L-Sep.2022	-0.1
Bedroom furniture ⁴	0.306	-0.5	-0.002	0.72	L-Aug.2022	-0.2
Living room, kitchen, and dining room furniture ^{4, 5}	0.472	-0.3	-0.001	0.79	L-Aug.2022	1.1
Other furniture ⁵	0.171	-2.7	-0.005	0.83	S-Jul.2022	-3.1
Appliances ⁵	0.241	0.9	0.002	0.62	L-Mar.2022	1.5
Major appliances ⁵	0.077	0.6	0.000	0.80	L-Mar.2022	2.8
Laundry equipment ^{4, 6}		-2.7		1.08	L-Sep.2022	-1.3
Other appliances ^{4, 5}	0.161	-0.1	0.000	0.85	L-Sep.2022	1.3
Other household equipment and furnishings ⁵	0.556	-1.2	-0.006	0.54	S-May 2022	-1.7
Clocks, lamps, and decorator items ⁴	0.335	-1.2	-0.004	0.66	S-May 2022	-3.7
Indoor plants and flowers ¹²	0.099	1.1	0.001	0.89	L-Aug.2022	1.4
Dishes and flatware ^{4, 5}	0.050	-3.6	-0.002	1.90	L-Sep.2022	3.3
Nonelectric cookware and tableware ^{4, 5}	0.072	-2.6	-0.002	1.17	S-Jun.2021	-2.9

See footnotes at end of table.

Table 6. Consumer Price Index for All Urban Consumers (CPI-U): U.S. city average, by expenditure category, November 2022, 1-month analysis table — Continued
 [1982-84=100, unless otherwise noted]

Expenditure category	Relative importance Oct. 2022	One Month				
		Seasonally adjusted percent change Oct. 2022-Nov. 2022	Seasonally adjusted effect on All Items Oct. 2022-Nov. 2022 ¹	Standard error, median price change ²	Largest (L) or Smallest (S) seasonally adjusted change since: ³	
					Date	Percent change
Tools, hardware, outdoor equipment and supplies ⁵ . . .	0.947	0.6	0.006	0.34	L-Sep.2022	1.2
Tools, hardware and supplies ^{4, 5}	0.252	-0.8	-0.002	0.57	S-Nov.2020	-1.9
Outdoor equipment and supplies ⁵	0.466	0.7	0.003	0.43	L-Sep.2022	1.1
Housekeeping supplies ⁴	0.954	0.6	0.006	0.34	S-Sep.2022	0.6
Household cleaning products ^{4, 5}	0.344	0.2	0.001	0.54	S-Sep.2022	0.0
Household paper products ^{4, 5}	0.220	2.2	0.005	0.45	L-Jul.2022	3.1
Miscellaneous household products ^{4, 5}	0.389	0.1	0.001	0.57	S-Mar.2022	-0.3
Apparel	2.458	0.2	0.006	0.37	L-Aug.2022	0.2
Men's and boys' apparel	0.611	0.3	0.002	0.69	L-Jun.2022	1.0
Men's apparel	0.471	0.7	0.003	0.83	L-Mar.2022	1.1
Men's suits, sport coats, and outerwear	0.076	3.7	0.003	2.00	L-Apr.2022	6.6
Men's underwear, nightwear, swimwear, and accessories ⁴	0.158	-1.1	-0.002	1.01	S-Jul.2022	-2.4
Men's shirts and sweaters ⁵	0.115	1.3	0.001	1.26	L-Aug.2022	1.3
Men's pants and shorts	0.116	-1.1	-0.001	1.42	S-Sep.2022	-2.3
Boys' apparel	0.140	-0.4	-0.001	1.14	L-Aug.2022	0.5
Women's and girls' apparel	0.987	0.0	0.000	0.62	S-Sep.2022	-0.1
Women's apparel	0.828	0.4	0.003	0.69	S-Sep.2022	-0.4
Women's outerwear	0.060	-1.3	-0.001	1.73	L-Aug.2022	-0.6
Women's dresses	0.089	1.2	0.001	1.69	L-Jul.2022	3.0
Women's suits and separates ⁵	0.400	0.2	0.001	1.10	—	—
Women's underwear, nightwear, swimwear, and accessories ⁵	0.270	-0.1	0.000	0.96	S-Jun.2022	-1.5
Girls' apparel	0.160	-2.2	-0.003	1.39	S-Mar.2021	-2.7
Footwear	0.591	0.1	0.001	0.51	L-Jun.2022	1.6
Men's footwear ⁴	0.198	0.2	0.000	0.74	L-Sep.2022	0.8
Boys' and girls' footwear	0.115	-0.7	-0.001	1.15	L-Aug.2022	-0.1
Women's footwear	0.278	0.1	0.000	0.73	L-Jul.2022	1.3
Infants' and toddlers' apparel	0.112	1.6	0.002	1.54	L-May 2022	2.0
Jewelry and watches ⁹	0.157	0.9	0.001	1.23	L-Sep.2022	3.4
Watches ^{4, 9}	0.029	0.7	0.000	1.52	L-Jul.2022	1.2
Jewelry ⁹	0.128	1.2	0.002	1.50	L-Sep.2022	4.4
Transportation commodities less motor fuel ¹¹	8.303	-1.3	-0.109	0.13	S-Mar.2022	-1.7
New vehicles	4.060	0.0	0.002	0.24	S-Jan.2022	0.0
New cars ⁶		-0.2		0.36	S-Jan.2022	-0.2
New trucks ^{13, 6}		0.1		0.34	S-Mar.2021	0.1
Used cars and trucks	3.726	-2.9	-0.112	0.02	S-Mar.2022	-3.8
Motor vehicle parts and equipment ⁴	0.432	0.6	0.002	0.42	L-Sep.2022	0.8
Tires ⁴	0.271	0.2	0.001	0.54	L-Sep.2022	0.2
Vehicle accessories other than tires ^{4, 5}	0.162	1.2	0.002	0.55	L-Sep.2022	2.0
Vehicle parts and equipment other than tires ^{4, 6}		1.8		0.66	L-Sep.2022	1.9
Motor oil, coolant, and fluids ^{4, 6}		-0.3		0.76	S-Mar.2022	-1.2
Medical care commodities ⁴	1.468	0.2	0.003	0.20	L-Aug.2022	0.2
Medicinal drugs ^{4, 11}	1.367	0.1	0.001	0.21	L-Aug.2022	0.2
Prescription drugs ⁴	0.995	-0.2	-0.002	0.17	S-Mar.2022	-0.2
Nonprescription drugs ^{4, 11}	0.372	0.7	0.003	0.51	L-Jul.2022	1.3
Medical equipment and supplies ^{4, 11}	0.101	1.7	0.002	0.49	L-May 2022	2.0
Recreation commodities ¹¹	1.882	-0.4	-0.007	0.24	S-Dec.2021	-0.4
Video and audio products ¹¹	0.276	-1.2	-0.003	0.43	S-Aug.2022	-1.6
Televisions	0.122	-1.5	-0.002	0.58	S-Aug.2022	-3.0
Other video equipment ⁵	0.024	-3.1	-0.001	1.14	S-Dec.2010	-3.1
Audio equipment ⁴	0.073	-1.0	-0.001	1.11	S-Aug.2022	-1.3
Recorded music and music subscriptions ^{4, 5}	0.051	0.4	0.000	0.38	S-Sep.2022	-0.2

See footnotes at end of table.

Table 6. Consumer Price Index for All Urban Consumers (CPI-U): U.S. city average, by expenditure category, November 2022, 1-month analysis table — Continued

[1982-84=100, unless otherwise noted]

Expenditure category	Relative importance Oct. 2022	One Month				
		Seasonally adjusted percent change Oct. 2022-Nov. 2022	Seasonally adjusted effect on All Items Oct. 2022-Nov. 2022 ¹	Standard error, median price change ²	Largest (L) or Smallest (S) seasonally adjusted change since: ³	
					Date	Percent change
Pets and pet products ⁴	0.572	0.5	0.003	0.36	S-Dec.2021	0.4
Pet food ^{4, 5, 6}		0.8		0.36	S-Jan.2022	0.3
Purchase of pets, pet supplies, accessories ^{4, 5, 6}		-0.4		0.75	S-Jun.2021	-1.1
Sporting goods ⁴	0.548	0.0	0.000	0.50	S-Sep.2022	-1.1
Sports vehicles including bicycles ⁴	0.313	0.7	0.002	0.74	S-Sep.2022	-2.6
Sports equipment ⁴	0.224	-0.9	-0.002	0.48	S-Jul.2022	-1.1
Photographic equipment and supplies.....	0.021	-1.3	0.000	0.79	L-Sep.2022	0.2
Photographic equipment ^{5, 6}		-1.5		0.75	L-Sep.2022	0.4
Recreational reading materials ⁴	0.096	-0.8	-0.001	0.63	L-Aug.2022	2.1
Newspapers and magazines ^{4, 5}	0.057	-2.2	-0.001	0.82	S-Sep.2022	-2.4
Recreational books ^{4, 5}	0.039	1.3	0.001	0.85	L-Jun.2022	1.6
Other recreational goods ⁵	0.370	-1.4	-0.005	0.56	S-Apr.2019	-1.4
Toys.....	0.286	-1.4	-0.004	0.67	S-Apr.2019	-1.4
Toys, games, hobbies and playground equipment ^{5, 6}		-0.3		0.90	S-May 2022	-0.6
Sewing machines, fabric and supplies ^{4, 5}	0.027	-6.3	-0.002	1.60	S-Dec.2020	-10.4
Music instruments and accessories ^{4, 5}	0.041	1.8	0.001	0.93	L-Jan.2022	2.3
Education and communication commodities ¹¹	0.737	-1.6	-0.012	0.55	S-May 2022	-1.7
Educational books and supplies ⁴	0.086	0.1	0.000	0.85	S-Sep.2022	-0.4
College textbooks ^{4, 14, 6}		0.0		0.73	—	—
Information technology commodities ¹¹	0.651	-1.8	-0.012	0.70	S-May 2022	-2.2
Computers, peripherals, and smart home assistants ^{4, 7}	0.334	-2.7	-0.009	0.83	S-Sep.2020	-3.6
Computer software and accessories ^{4, 5}	0.019	-2.2	0.000	1.40	S-Sep.2021	-3.5
Telephone hardware, calculators, and other consumer information items ⁵	0.297	-0.8	-0.002	0.85	L-Jul.2022	0.1
Smartphones ^{4, 6, 15}		-1.4		1.16	L-Aug.2022	-0.7
Alcoholic beverages.....	0.871	0.7	0.006	0.20	S-Sep.2022	0.0
Alcoholic beverages at home.....	0.578	0.8	0.005	0.25	L-Feb.2022	1.0
Beer, ale, and other malt beverages at home.....	0.221	1.3	0.003	0.38	L-Feb.2022	2.2
Distilled spirits at home ⁴	0.104	0.9	0.001	0.34	L-Jan.2020	1.1
Whiskey at home ^{4, 6}		0.9		0.42	L-Jan.2021	0.9
Distilled spirits, excluding whiskey, at home ^{4, 6}		0.8		0.52	L-Jul.2022	0.8
Wine at home ⁴	0.253	-0.2	0.000	0.39	S-Dec.2021	-1.1
Alcoholic beverages away from home ⁴	0.293	0.3	0.001	0.24	S-Jul.2022	0.3
Beer, ale, and other malt beverages away from home ^{4, 5, 6}		0.1		0.29	S-Oct.2021	0.1
Wine away from home ^{4, 5, 6}		0.1		0.29	S-Jul.2022	0.0
Distilled spirits away from home ^{4, 5, 6}		0.8		0.31	S-Sep.2022	0.7
Other goods ¹¹	1.354	0.6	0.008	0.21	—	—
Tobacco and smoking products ⁴	0.516	0.7	0.003	0.20	L-Aug.2022	1.1
Cigarettes ^{4, 5}	0.447	0.7	0.003	0.22	L-Aug.2022	1.1
Tobacco products other than cigarettes ^{4, 5}	0.065	0.5	0.000	0.33	L-Aug.2022	1.2
Personal care products ⁴	0.651	0.2	0.001	0.26	S-Dec.2021	-0.2
Hair, dental, shaving, and miscellaneous personal care products ^{4, 5}	0.336	0.5	0.002	0.33	S-Sep.2022	0.3
Cosmetics, perfume, bath, nail preparations and implements ⁴	0.305	-0.2	0.000	0.37	S-Apr.2022	-0.7
Miscellaneous personal goods ^{4, 5}	0.187	2.0	0.004	0.88	L-May 2022	2.4
Stationery, stationery supplies, gift wrap ⁶		2.9		0.71	S-Sep.2022	1.0
Services less energy services.....	57.171	0.4	0.249	0.05	S-Jul.2022	0.4
Shelter.....	32.706	0.6	0.212	0.06	S-Jul.2022	0.5
Rent of shelter ¹⁶	32.346	0.6	0.209	0.06	S-Jul.2022	0.5
Rent of primary residence.....	7.378	0.8	0.057	0.05	L-Sep.2022	0.8

See footnotes at end of table.

Table 6. Consumer Price Index for All Urban Consumers (CPI-U): U.S. city average, by expenditure category, November 2022, 1-month analysis table — Continued
 [1982-84=100, unless otherwise noted]

Expenditure category	Relative importance Oct. 2022	One Month				
		Seasonally adjusted percent change Oct. 2022-Nov. 2022	Seasonally adjusted effect on All Items Oct. 2022-Nov. 2022 ¹	Standard error, median price change ²	Largest (L) or Smallest (S) seasonally adjusted change since: ³	
					Date	Percent change
Lodging away from home ⁵	0.925	-0.7	-0.007	1.65	S-Sep.2022	-1.0
Housing at school, excluding board ¹⁶	0.124	0.2	0.000	0.05	L-Aug.2022	0.6
Other lodging away from home including hotels and motels.....	0.800	-0.9	-0.007	1.90	S-Sep.2022	-1.2
Owners' equivalent rent of residences ¹⁶	24.043	0.7	0.162	0.05	L-Sep.2022	0.8
Owners' equivalent rent of primary residence ¹⁶ ..	22.795	0.7	0.154	0.05	L-Sep.2022	0.8
Tenants' and household insurance ^{4, 5}	0.360	0.1	0.000	0.12	S-Sep.2022	-0.4
Water and sewer and trash collection services ⁵	1.085	0.3	0.003	0.10	L-Sep.2022	0.7
Water and sewerage maintenance.....	0.779	0.2	0.002	0.10	L-Sep.2022	0.3
Garbage and trash collection ^{4, 13}	0.306	0.5	0.001	0.26	-	-
Household operations ^{4, 5}						
Domestic services ^{4, 5}	0.242	-3.0	-0.007	0.38	S-EVER	-
Gardening and lawncare services ^{4, 5}						
Moving, storage, freight expense ^{4, 5}	0.101	-1.2	-0.001	1.45	S-Sep.2022	-2.2
Repair of household items ^{4, 5}						
Medical care services.....	6.832	-0.7	-0.046	0.13	S-EVER	-
Professional services.....	3.453	0.1	0.003	0.20	S-Jul.2022	0.0
Physicians' services ⁴	1.805	0.0	0.001	0.27	-	-
Dental services.....	0.910	1.1	0.010	0.19	L-Aug.2022	1.7
Eyeglasses and eye care ^{4, 9}	0.361	-2.5	-0.009	0.37	S-EVER	-
Services by other medical professionals ^{4, 9}	0.377	-0.4	-0.002	0.10	S-Oct.2019	-0.4
Hospital and related services.....	2.501	-0.3	-0.007	0.12	S-Oct.2020	-0.4
Hospital services ¹⁷	2.134		-0.008	0.13	-	-
Inpatient hospital services ^{17, 6}				0.36	-	-
Outpatient hospital services ^{9, 6}				0.34	-	-
Nursing homes and adult day services ¹⁷	0.205	0.4	0.001	0.16	L-Sep.2022	0.4
Care of invalids and elderly at home ^{4, 8}	0.162	0.0	0.000	0.24	S-Aug.2022	0.0
Health insurance ^{4, 8}	0.878	-4.3	-0.037	0.15	S-EVER	-
Transportation services.....	5.994	-0.1	-0.005	0.19	S-Jul.2022	-0.5
Leased cars and trucks ^{4, 14}	0.865	-1.9	-0.017	0.35	S-Dec.2013	-1.9
Car and truck rental ⁵	0.141	-2.4	-0.003	1.79	S-Jul.2022	-9.5
Motor vehicle maintenance and repair ⁴	1.072	1.3	0.014	0.21	L-Sep.2022	1.9
Motor vehicle body work ⁴	0.053	0.4	0.000	0.26	S-Aug.2022	-1.2
Motor vehicle maintenance and servicing ⁴	0.583	0.8	0.005	0.25	S-Aug.2022	0.8
Motor vehicle repair ^{4, 5}	0.391	2.0	0.008	0.31	L-Sep.2022	2.2
Motor vehicle insurance.....	2.501	0.9	0.022	0.19	S-May 2022	0.5
Motor vehicle fees ^{4, 5}	0.497	-0.4	-0.002	0.23	S-Jun.2020	-0.4
State motor vehicle registration and license fees ^{4, 5}	0.288	-0.3	-0.001	0.02	S-Sep.2014	-1.6
Parking and other fees ^{4, 5}	0.194	-0.6	-0.001	0.45	L-Sep.2022	1.4
Parking fees and tolls ^{5, 6}		-0.6		0.53	L-Aug.2022	1.1
Public transportation.....	0.918	-2.0	-0.018	0.65	S-Aug.2022	-3.2
Airline fares.....	0.633	-3.0	-0.019	0.97	S-Aug.2022	-4.6
Other intercity transportation.....	0.092	-1.6	-0.001	0.62	S-Jan.2022	-1.6
Ship fare ^{4, 5, 6}		-2.3		0.82	S-Oct.2021	-3.3
Intracity transportation ⁴	0.190	0.3	0.001	0.92	L-Jul.2022	0.4
Intracity mass transit ^{4, 11, 6}		0.1		0.26	L-Sep.2022	0.4
Recreation services ¹¹	3.116	1.0	0.030	0.21	L-May 2020	1.2
Video and audio services ¹¹	1.130	0.9	0.010	0.17	L-May 2022	1.4
Cable and satellite television service ¹³	1.036	1.0	0.010	0.13	L-May 2022	1.3
Video discs and other media, including rental of video ^{4, 5}	0.095	-0.7	-0.001	1.04	S-Dec.2021	-0.9
Video discs and other media ^{4, 5, 6}		-4.0		1.84	S-Apr.2021	-4.1

See footnotes at end of table.

Table 6. Consumer Price Index for All Urban Consumers (CPI-U): U.S. city average, by expenditure category, November 2022, 1-month analysis table — Continued
 [1982-84=100, unless otherwise noted]

Expenditure category	Relative importance Oct. 2022	One Month				
		Seasonally adjusted percent change Oct. 2022-Nov. 2022	Seasonally adjusted effect on All Items Oct. 2022-Nov. 2022 ¹	Standard error, median price change ²	Largest (L) or Smallest (S) seasonally adjusted change since: ³	
					Date	Percent change
Rental of video discs and other media ^{4, 5, 6}		1.7		0.22	L-Feb.2022	2.1
Pet services including veterinary ⁵	0.521	0.7	0.004	0.32	L-Sep.2022	1.6
Pet services ^{4, 5, 6}		1.1		0.39	L-Apr.2022	1.7
Veterinarian services ^{5, 6}		0.1		0.60	L-Sep.2022	2.0
Photographers and photo processing ^{4, 5}	0.030	0.5	0.000	0.45	L-Sep.2022	0.5
Other recreation services ⁵	1.434	1.1	0.016	0.41	L-Oct.2021	1.6
Club membership for shopping clubs, fraternal, or other organizations, or participant sports fees ^{4, 5}	0.633	0.2	0.001	0.28	S-Jun.2022	-0.3
Admissions ⁴	0.442	3.5	0.015	0.87	L-EVER	—
Admission to movies, theaters, and concerts ^{4, 5, 6}		1.6		0.61	L-Jul.2021	1.7
Admission to sporting events ^{4, 5, 6}		7.5		4.15	L-Oct.2021	8.3
Fees for lessons or instructions ^{4, 9}	0.172	-0.8	-0.001	0.43	S-Apr.2021	-1.4
Education and communication services ¹¹	5.262	1.0	0.053	0.06	L-Jul.2020	1.2
Tuition, other school fees, and childcare.....	2.496	0.3	0.007	0.08	L-Sep.2022	0.4
College tuition and fees.....	1.426	0.2	0.003	0.09	L-Aug.2022	0.5
Elementary and high school tuition and fees.....	0.315	0.3	0.001	0.05	L-Jul.2022	0.4
Day care and preschool ¹²	0.628	0.6	0.004	0.09	L-Sep.2022	2.0
Technical and business school tuition and fees ^{4, 5}	0.038	-0.1	0.000	0.11	S-Sep.2022	-0.1
Postage and delivery services ⁵	0.084	0.2	0.000	0.06	S-Aug.2022	0.2
Postage.....	0.075	0.2	0.000	0.01	S-Sep.2022	0.1
Delivery services ⁵	0.009	0.4	0.000	0.30	L-Sep.2022	2.9
Telephone services ^{4, 5}	1.768	2.1	0.037	0.07	L-Jul.2020	3.0
Wireless telephone services ^{4, 5}	1.465	2.4	0.035	0.04	L-Jul.2020	3.6
Residential telephone services ^{4, 11}	0.303	0.7	0.002	0.27	L-Apr.2022	0.7
Internet services and electronic information providers ^{4, 5}	0.905	0.9	0.009	0.20	L-Aug.2021	1.1
Other personal services ^{4, 11}	1.353	0.8	0.011	0.19	L-Feb.2022	1.2
Personal care services ⁴	0.534	1.4	0.007	0.28	L-Jul.2021	2.2
Haircuts and other personal care services ^{4, 5}	0.534	1.4	0.007	0.28	L-Jul.2021	2.2
Miscellaneous personal services ⁴	0.819	0.4	0.004	0.18	S-Sep.2022	0.3
Legal services ^{4, 9}	0.231	-0.2	-0.001	0.09	S-Jan.2022	-0.2
Funeral expenses ^{4, 9}	0.145	0.5	0.001	0.13	S-Sep.2022	0.4
Laundry and dry cleaning services ^{4, 5}	0.152	1.6	0.002	0.39	L-Aug.2021	2.0
Apparel services other than laundry and dry cleaning ^{4, 5}	0.018	0.1	0.000	0.45	S-Aug.2022	-1.0
Financial services ^{4, 9}	0.191	0.3	0.001	0.50	L-Sep.2022	0.9
Checking account and other bank services ^{4, 5, 6}		0.4		0.30	L-Aug.2022	0.4
Tax return preparation and other accounting fees ^{4, 5, 6}		0.4		0.51	L-Sep.2022	1.2
Special aggregate indexes						
All items less food.....	86.256	0.0	0.028	0.04	S-Aug.2022	0.0
All items less shelter.....	67.294	-0.2	-0.116	0.05	S-Aug.2022	-0.2
All items less food and shelter.....	53.550	-0.3	-0.184	0.05	S-Aug.2022	-0.4
All items less food, shelter, and energy.....	45.491	-0.1	-0.057	0.06	—	—
All items less food, shelter, energy, and used cars and trucks.....	41.765	0.1	0.055	0.06	—	—
All items less medical care.....	91.700	0.2	0.140	0.04	S-Aug.2022	0.1
All items less energy.....	91.941	0.2	0.224	0.04	S-Aug.2021	0.2
Commodities.....	39.219	-0.3	-0.131	0.07	S-Sep.2022	-0.3

See footnotes at end of table.

Table 6. Consumer Price Index for All Urban Consumers (CPI-U): U.S. city average, by expenditure category, November 2022, 1-month analysis table — Continued
 [1982-84=100, unless otherwise noted]

Expenditure category	Relative importance Oct. 2022	One Month				
		Seasonally adjusted percent change Oct. 2022-Nov. 2022	Seasonally adjusted effect on All Items Oct. 2022-Nov. 2022 ¹	Standard error, median price change ²	Largest (L) or Smallest (S) seasonally adjusted change since: ³	
					Date	Percent change
Commodities less food, energy, and used cars and trucks.....	17.300	0.0	0.001	0.12	S-Feb.2021	0.0
Commodities less food.....	25.474	-0.8	-0.199	0.09	S-Sep.2022	-0.8
Commodities less food and beverages.....	24.603	-0.8	-0.204	0.09	S-Sep.2022	-0.8
Services.....	60.781	0.3	0.211	0.05	S-Jul.2022	0.3
Services less rent of shelter ¹⁶	28.435	0.0	-0.004	0.06	L-Sep.2022	0.9
Services less medical care services.....	53.949	0.5	0.243	0.05	—	—
Durables.....	12.425	-0.9	-0.110	0.14	S-Mar.2022	-0.9
Nondurables.....	26.794	0.0	0.005	0.07	S-Sep.2022	-0.5
Nondurables less food.....	13.050	-0.4	-0.056	0.12	S-Sep.2022	-1.6
Nondurables less food and beverages.....	12.179	-0.5	-0.063	0.13	S-Sep.2022	-1.8
Nondurables less food, beverages, and apparel.....	9.721	-0.7	-0.068	0.11	S-Sep.2022	-2.0
Nondurables less food and apparel.....	10.592	-0.7	-0.077	0.10	S-Sep.2022	-1.7
Housing.....	42.432	0.4	0.177	0.06	S-Jul.2022	0.4
Education and communication ⁵	5.999	0.7	0.041	0.07	L-Jul.2020	1.1
Education ⁵	2.582	0.3	0.008	0.08	L-Sep.2022	0.4
Communication ⁵	3.417	1.0	0.034	0.10	L-Jul.2020	1.8
Information and information processing ⁵	3.333	1.0	0.034	0.11	L-Jul.2020	1.8
Information technology, hardware and services ¹⁸	1.565	-0.2	-0.003	0.25	—	—
Recreation ⁵	4.998	0.5	0.023	0.17	S-Sep.2022	0.1
Video and audio ⁵	1.406	0.5	0.007	0.17	S-Sep.2022	-0.2
Pets, pet products and services ⁵	1.092	0.6	0.006	0.29	S-May 2022	0.2
Photography ⁵	0.051	-0.3	0.000	0.42	L-Sep.2022	0.3
Food and beverages.....	14.615	0.5	0.074	0.08	S-Dec.2021	0.5
Domestically produced farm food ⁴	7.173	0.0	-0.001	0.14	S-Nov.2020	-0.5
Other services.....	9.731	1.0	0.094	0.08	L-Sep.1991	1.0
Apparel less footwear.....	1.867	0.3	0.005	0.46	L-Aug.2022	0.5
Fuels and utilities.....	4.949	-0.7	-0.036	0.16	S-Jan.2019	-0.7
Household energy.....	3.864	-1.0	-0.040	0.20	S-Dec.2015	-1.1
Medical care.....	8.300	-0.5	-0.043	0.12	—	—
Transportation.....	18.492	-1.1	-0.201	0.10	S-Aug.2022	-2.3
Private transportation.....	17.574	-1.0	-0.182	0.09	S-Aug.2022	-2.2
New and used motor vehicles ⁵	8.877	-1.5	-0.131	0.13	S-EVER	—
Utilities and public transportation.....	8.417	0.1	0.004	0.12	L-Sep.2022	0.6
Household furnishings and operations.....	4.777	0.0	0.002	0.20	—	—
Other goods and services.....	2.707	0.7	0.019	0.14	L-Aug.2022	0.7
Personal care ⁴	2.191	0.7	0.016	0.16	L-Feb.2022	1.2

¹ The 'effect' of an item category is a measure of that item's contribution to the All items price change. For example, if the Food index had an effect of 0.40, and the All items index rose 1.2 percent, then the increase in food prices contributed 0.40 / 1.2, or 33.3 percent, to that All items increase. Said another way, had food prices been unchanged for that month the change in the All items index would have been 1.2 percent minus 0.40, or 0.8 percent. Effects can be negative as well. For example, if the effect of food was a negative 0.1, and the All items index rose 0.5 percent, the All items index actually would have been 0.1 percent higher (or 0.6 percent) had food prices been unchanged. Since food prices fell while prices overall were rising, the contribution of food to the All items price change was negative (in this case, -0.1 / 0.5, or minus 20 percent).

² A statistic's margin of error is often expressed as its point estimate plus or minus two standard errors. For example, if a CPI category rose 0.6 percent, and its standard error was 0.15 percent, the margin of error on this item's 1-month percent change would be 0.6 percent, plus or minus 0.3 percent.

³ If the current seasonally adjusted 1-month percent change is greater than the previous published 1-month percent change, then this column identifies the closest prior month with a 1-month percent change as (L)arge as or (L)arger than the current 1-month change. If the current 1-month percent change is smaller than the previous published 1-month percent change, the most recent month with a change as (S)maller or (S)maller than the current month change is identified. If the current and previous published 1-month percent changes are equal, a dash will appear. Standard numerical comparisons are used. For example, 0.8% is greater than 0.6%, -0.4% is less than -0.2%, and -0.2% is less than 0.0%. Note that a (L)arger change can be a smaller decline, for example, a -0.2% change is larger than a -0.4% change, but still represents a decline in the price index. Likewise, (S)maller changes can be increases, for example, a 0.6% change is smaller than 0.8%, but still represents an increase in the price index. In this context, a -0.2% change is considered to be smaller than a 0.0% change.

⁴ Not seasonally adjusted.

⁵ Indexes on a December 1997=100 base.

⁶ Special indexes based on a substantially smaller sample. These series do not contribute to the all items index aggregation and therefore do not have a relative importance or effect.

- ⁷ Indexes on a December 2007=100 base.
- ⁸ Indexes on a December 2005=100 base.
- ⁹ Indexes on a December 1986=100 base.
- ¹⁰ Indexes on a December 1993=100 base.
- ¹¹ Indexes on a December 2009=100 base.
- ¹² Indexes on a December 1990=100 base.
- ¹³ Indexes on a December 1983=100 base.
- ¹⁴ Indexes on a December 2001=100 base.
- ¹⁵ Indexes on a December 2019=100 base.
- ¹⁶ Indexes on a December 1982=100 base.
- ¹⁷ Indexes on a December 1996=100 base.
- ¹⁸ Indexes on a December 1988=100 base.

Table 7. Consumer Price Index for All Urban Consumers (CPI-U): U.S. city average, by expenditure category, November 2022, 12-month analysis table
 [1982-84=100, unless otherwise noted]

Expenditure category	Relative importance Oct. 2022	Twelve Month				
		Unadjusted percent change Nov. 2021-Nov. 2022	Unadjusted effect on All Items Nov. 2021-Nov. 2022 ¹	Standard error, median price change ²	Largest (L) or Smallest (S) unadjusted change since: ³	
					Date	Percent change
All items.....	100.000	7.1		0.09	S-Dec.2021	7.0
Food.....	13.744	10.6	1.422	0.19	S-Jun.2022	10.4
Food at home.....	8.520	12.0	0.975	0.29	S-May 2022	11.9
Cereals and bakery products.....	1.107	16.4	0.168	0.54	L-Aug.2022	16.4
Cereals and cereal products.....	0.356	16.6	0.054	0.79	S-Jun.2022	15.1
Flour and prepared flour mixes.....	0.060	24.9	0.013	1.42	L-EVER	-
Breakfast cereal.....	0.149	13.3	0.019	1.23	S-May 2022	12.2
Rice, pasta, cornmeal.....	0.147	16.8	0.023	1.21	S-Sep.2022	15.9
Rice ^{4, 5}		14.1		1.30	S-Sep.2022	13.6
Bakery products.....	0.752	16.3	0.114	0.71	L-EVER	-
Bread ⁴	0.211	15.7	0.031	1.38	L-Aug.2022	16.2
White bread ⁵		15.5		1.37	L-Aug.2022	16.4
Bread other than white ⁵		15.5		1.36	L-Aug.2022	16.1
Fresh biscuits, rolls, muffins ⁴	0.113	14.8	0.016	1.72	L-Aug.2022	17.1
Cakes, cupcakes, and cookies.....	0.184	17.6	0.030	1.68	L-EVER	-
Cookies ⁵		19.2		1.15	L-EVER	-
Fresh cakes and cupcakes ⁵		14.4		2.20	L-Sep.2022	15.0
Other bakery products.....	0.244	16.5	0.037	1.16	L-Sep.2022	17.2
Fresh sweetrolls, coffeecakes, doughnuts ⁵		9.5		1.67	S-Apr.2022	8.9
Crackers, bread, and cracker products ⁵		19.9		1.72	L-EVER	-
Frozen and refrigerated bakery products, pies, tarts, turnovers ⁵		19.4		1.90	L-Sep.2022	20.4
Meats, poultry, fish, and eggs.....	1.907	6.8	0.129	0.71	S-Jul.2021	5.9
Meats, poultry, and fish.....	1.764	4.3	0.077	0.71	S-Jun.2021	0.6
Meats.....	1.111	1.1	0.014	0.92	S-Jun.2021	-0.5
Beef and veal.....	0.501	-5.2	-0.029	0.97	S-Dec.2016	-5.6
Uncooked ground beef.....	0.184	-1.0	-0.002	1.12	S-Jun.2021	-8.4
Uncooked beef roasts ⁴	0.074	-8.1	-0.007	2.91	S-Oct.2016	-8.4
Uncooked beef steaks ⁴	0.194	-7.4	-0.016	1.56	S-Oct.2009	-7.4
Uncooked other beef and veal ⁴	0.049	-7.2	-0.004	2.50	S-EVER	-
Pork.....	0.360	1.2	0.005	1.71	S-Aug.2019	0.5
Bacon, breakfast sausage, and related products ⁴	0.161	2.2	0.004	1.89	S-May 2020	0.8
Bacon and related products ⁵		-1.1		2.17	S-May 2020	-1.8
Breakfast sausage and related products ^{4, 5}		7.7		1.90	S-Aug.2021	5.5
Ham.....	0.067	7.8	0.005	2.87	S-Feb.2022	7.1
Ham, excluding canned ⁵		7.6		3.44	S-Sep.2022	7.5
Pork chops.....	0.051	1.6	0.001	2.62	L-Sep.2022	5.5
Other pork including roasts, steaks, and ribs ⁴	0.082	-5.1	-0.004	3.71	S-Nov.2016	-5.2
Other meats.....	0.250	16.2	0.037	1.13	S-Sep.2022	15.5
Frankfurters ⁵		13.4		2.39	S-Jul.2022	5.3
Lunchmeats ^{4, 5}		18.4		1.01	S-Sep.2022	17.0
Poultry.....	0.366	13.1	0.045	1.24	S-Feb.2022	12.5
Chicken ⁴	0.296	12.0	0.034	1.29	S-Jan.2022	10.3
Fresh whole chicken ⁵		13.7		2.09	S-Mar.2022	10.2
Fresh and frozen chicken parts ⁵		11.6		1.71	S-Jan.2022	11.6
Other uncooked poultry including turkey ⁴	0.070	17.9	0.011	3.14	L-EVER	-
Fish and seafood.....	0.286	6.5	0.019	0.99	S-Aug.2021	6.3
Fresh fish and seafood ⁴	0.146	5.4	0.008	1.61	S-May 2021	3.0
Processed fish and seafood ⁴	0.140	7.7	0.011	1.08	S-Jan.2022	6.5
Shelf stable fish and seafood ⁵		6.6		1.70	L-Sep.2022	8.0
Frozen fish and seafood ⁵		8.8		1.66	S-Nov.2021	8.1
Eggs.....	0.143	49.1	0.052	2.04	L-Feb.1984	59.6

See footnotes at end of table.

Table 7. Consumer Price Index for All Urban Consumers (CPI-U): U.S. city average, by expenditure category, November 2022, 12-month analysis table — Continued
 [1982-84=100, unless otherwise noted]

Expenditure category	Relative importance Oct. 2022	Twelve Month				
		Unadjusted percent change Nov. 2021-Nov. 2022	Unadjusted effect on All Items Nov. 2021-Nov. 2022 ¹	Standard error, median price change ²	Largest (L) or Smallest (S) unadjusted change since: ³	
					Date	Percent change
Dairy and related products.....	0.805	16.4	0.122	0.49	L-Aug.1974	19.2
Milk ⁴	0.202	14.7	0.028	1.24	L-Sep.2022	15.2
Fresh whole milk ⁵		13.1		1.43	S-Feb.2022	12.4
Fresh milk other than whole ^{4, 5}		15.6		1.15	L-Sep.2022	15.6
Cheese and related products.....	0.261	12.4	0.031	0.84	—	—
Ice cream and related products.....	0.120	17.5	0.019	1.24	L-EVER	—
Other dairy and related products ⁴	0.221	22.4	0.044	0.93	L-EVER	—
Fruits and vegetables.....	1.424	9.7	0.135	0.64	L-Sep.2022	10.4
Fresh fruits and vegetables.....	1.076	8.0	0.085	0.74	L-Sep.2022	8.7
Fresh fruits.....	0.569	6.6	0.038	1.20	—	—
Apples.....	0.075	7.4	0.006	2.17	L-Feb.2022	7.8
Bananas.....	0.077	3.8	0.003	1.54	S-Jan.2022	3.3
Citrus fruits ⁴	0.163	9.5	0.015	2.18	L-Sep.2022	10.2
Oranges, including tangerines ⁵		12.4		2.06	L-Sep.2022	14.9
Other fresh fruits ⁴	0.254	5.5	0.014	1.94	S-May 2022	5.3
Fresh vegetables.....	0.507	9.6	0.048	0.78	L-Mar.2011	9.8
Potatoes.....	0.085	16.2	0.012	1.82	L-Sep.2022	17.5
Lettuce.....	0.064	19.8	0.012	1.66	L-Mar.2013	22.2
Tomatoes.....	0.078	3.6	0.003	2.02	L-Dec.2020	4.5
Other fresh vegetables.....	0.281	7.4	0.021	0.97	L-Sep.2022	8.4
Processed fruits and vegetables ⁴	0.348	15.8	0.050	0.91	S-Aug.2022	14.2
Canned fruits and vegetables ⁴	0.181	18.4	0.029	1.47	S-Aug.2022	16.6
Canned fruits ^{4, 5}		20.9		1.39	L-EVER	—
Canned vegetables ^{4, 5}		16.2		1.63	S-Aug.2022	16.1
Frozen fruits and vegetables ⁴	0.102	14.9	0.014	1.48	L-EVER	—
Frozen vegetables ⁵		18.3		1.57	L-EVER	—
Other processed fruits and vegetables including dried ⁴	0.065	10.4	0.006	1.86	S-Jun.2022	9.0
Dried beans, peas, and lentils ^{4, 5}		7.8		2.73	S-Oct.2021	4.4
Nonalcoholic beverages and beverage materials.....	0.983	13.2	0.122	0.65	L-Aug.2022	13.4
Juices and nonalcoholic drinks ⁴	0.695	12.9	0.085	0.84	L-Aug.2022	13.1
Carbonated drinks.....	0.294	12.8	0.035	1.76	S-Sep.2022	12.4
Frozen noncarbonated juices and drinks ⁴	0.007	7.3	0.001	1.09	L-Jun.2022	8.4
Nonfrozen noncarbonated juices and drinks ⁴	0.394	13.2	0.049	0.87	L-Aug.2022	13.4
Beverage materials including coffee and tea ⁴	0.287	13.7	0.037	0.83	L-Aug.2022	14.0
Coffee.....	0.187	14.6	0.025	1.15	S-Apr.2022	13.5
Roasted coffee ⁵		15.2		1.31	S-Apr.2022	14.7
Instant coffee ⁵		13.9		1.79	L-Jul.2022	16.7
Other beverage materials including tea ⁴	0.101	12.1	0.012	1.65	L-EVER	—
Other food at home.....	2.294	13.9	0.298	0.40	S-May 2022	12.6
Sugar and sweets.....	0.291	13.1	0.036	0.88	S-Aug.2022	12.7
Sugar and sugar substitutes.....	0.043	14.1	0.006	1.43	—	—
Candy and chewing gum ⁴	0.184	12.9	0.022	1.17	S-Aug.2022	10.9
Other sweets ⁴	0.064	12.7	0.008	1.37	S-May 2022	12.7
Fats and oils.....	0.265	21.8	0.050	1.12	S-Sep.2022	21.6
Butter and margarine ⁴	0.085	34.2	0.023	1.57	L-EVER	—
Butter ⁵		27.0		2.25	L-Nov.2014	27.2
Margarine ⁵		47.4		1.83	L-Jan.1975	55.8
Salad dressing ⁴	0.061	19.9	0.011	1.54	L-EVER	—
Other fats and oils including peanut butter ⁴	0.119	15.2	0.017	1.77	S-Apr.2022	13.7
Peanut butter ^{4, 5}		5.7		1.63	S-Dec.2021	3.8
Other foods.....	1.738	12.9	0.212	0.46	S-May 2022	12.8
Soups.....	0.104	15.0	0.014	1.69	S-May 2022	13.9
Frozen and freeze dried prepared foods.....	0.282	14.0	0.037	0.86	S-Mar.2022	14.0

See footnotes at end of table.

Table 7. Consumer Price Index for All Urban Consumers (CPI-U): U.S. city average, by expenditure category, November 2022, 12-month analysis table — Continued
 [1982-84=100, unless otherwise noted]

Expenditure category	Relative importance Oct. 2022	Twelve Month				
		Unadjusted percent change Nov. 2021-Nov. 2022	Unadjusted effect on All Items Nov. 2021-Nov. 2022 ¹	Standard error, median price change ²	Largest (L) or Smallest (S) unadjusted change since: ³	
					Date	Percent change
Snacks.....	0.376	11.1	0.040	1.02	S-Apr.2022	9.8
Spices, seasonings, condiments, sauces.....	0.332	11.1	0.035	0.78	S-May 2022	10.1
Salt and other seasonings and spices ^{4, 5}		6.9		1.35	S-Feb.2022	4.8
Olives, pickles, relishes ^{4, 5}		16.1		1.31	S-Jul.2022	15.8
Sauces and gravies ^{4, 5}		13.7		1.38	S-Jun.2022	13.6
Other condiments ⁵		5.2		1.28	S-Apr.2022	5.2
Baby food ⁴	0.045	10.9	0.005	1.33	—	—
Other miscellaneous foods ⁴	0.599	14.6	0.081	0.87	L-Sep.2022	15.1
Prepared salads ^{6, 5}		9.5		1.72	S-Apr.2022	9.3
Food away from home.....	5.225	8.5	0.447	0.28	S-Sep.2022	8.5
Full service meals and snacks ⁴	2.425	9.0	0.221	0.35	—	—
Limited service meals and snacks ⁴	2.515	6.7	0.172	0.44	S-Sep.2021	6.7
Food at employee sites and schools ⁴	0.076	110.1	0.041	3.39	L-EVER	—
Food at elementary and secondary schools ^{7, 5}		254.1		9.47	S-May 2022	-43.5
Food from vending machines and mobile vendors ⁴	0.038	11.5	0.004	0.99	L-EVER	—
Other food away from home ⁴	0.171	5.5	0.010	0.68	L-Aug.2022	6.5
Energy.....	8.059	13.1	0.973	0.35	S-Feb.2021	2.4
Energy commodities.....	4.448	12.2	0.499	0.65	S-Feb.2021	1.6
Fuel oil and other fuels.....	0.254	41.7	0.081	1.86	S-Sep.2022	39.9
Fuel oil.....	0.180	65.7	0.078	2.71	S-Sep.2022	58.1
Propane, kerosene, and firewood ⁸	0.073	3.8	0.003	2.45	S-Dec.2020	-2.0
Motor fuel.....	4.195	10.8	0.418	0.68	S-Feb.2021	1.4
Gasoline (all types).....	4.096	10.1	0.386	0.70	S-Feb.2021	1.5
Gasoline, unleaded regular ⁵		9.8		1.12	S-Feb.2021	1.8
Gasoline, unleaded midgrade ^{9, 5}		10.7		0.96	S-Feb.2021	1.2
Gasoline, unleaded premium ⁵		12.4		0.91	S-Feb.2021	-0.1
Other motor fuels ⁴	0.098	43.3	0.032	1.05	S-Feb.2022	40.5
Energy services.....	3.611	14.2	0.474	0.42	S-Apr.2022	13.7
Electricity.....	2.640	13.7	0.338	0.47	S-Jun.2022	13.7
Utility (piped) gas service.....	0.971	15.5	0.136	0.87	S-May 2021	13.5
All items less food and energy.....	78.197	6.0	4.716	0.11	S-Jul.2022	5.9
Commodities less food and energy commodities.....	21.026	3.7	0.786	0.22	S-Mar.2021	1.7
Household furnishings and supplies ¹⁰	3.953	8.3	0.322	0.60	S-Dec.2021	7.4
Window and floor coverings and other linens ⁴	0.297	5.6	0.017	2.43	L-Aug.2022	6.8
Floor coverings ⁴	0.069	10.2	0.007	2.37	S-Jul.2022	7.9
Window coverings ⁴	0.057	2.4	0.001	4.65	S-Jul.2021	-3.7
Other linens ⁴	0.172	5.0	0.008	3.39	L-Dec.2021	7.9
Furniture and bedding.....	0.959	6.8	0.066	1.37	S-Mar.2021	3.5
Bedroom furniture.....	0.306	2.8	0.009	2.10	S-Mar.2021	0.5
Living room, kitchen, and dining room furniture ⁴	0.472	10.3	0.048	2.01	S-Jul.2021	9.4
Other furniture ⁴	0.171	5.0	0.008	2.81	S-Jul.2020	1.8
Appliances ⁴	0.241	1.7	0.004	1.61	L-Sep.2022	1.7
Major appliances ⁴	0.077	-1.0	-0.001	3.13	S-Mar.2020	-1.9
Laundry equipment ⁵		0.1		6.20	S-Jun.2022	-1.6
Other appliances ⁴	0.161	2.9	0.005	2.12	L-Aug.2022	3.4
Other household equipment and furnishings ⁴	0.556	5.5	0.030	1.66	S-Jan.2022	5.4
Clocks, lamps, and decorator items.....	0.335	5.8	0.019	2.59	S-Nov.2021	4.2
Indoor plants and flowers ¹¹	0.099	6.5	0.006	2.70	S-Aug.2022	5.6
Dishes and flatware ⁴	0.050	8.5	0.004	4.12	S-Jul.2022	7.3
Nonelectric cookware and tableware ⁴	0.072	0.8	0.001	2.27	S-Feb.2021	0.8
Tools, hardware, outdoor equipment and supplies ⁴	0.947	10.0	0.093	0.90	S-Dec.2021	7.2
Tools, hardware and supplies ⁴	0.252	12.8	0.030	1.19	S-Sep.2022	11.4
Outdoor equipment and supplies ⁴	0.466	8.4	0.040	1.17	L-Sep.2022	13.3

See footnotes at end of table.

Table 7. Consumer Price Index for All Urban Consumers (CPI-U): U.S. city average, by expenditure category, November 2022, 12-month analysis table — Continued
 [1982-84=100, unless otherwise noted]

Expenditure category	Relative importance Oct. 2022	Twelve Month				
		Unadjusted percent change Nov. 2021-Nov. 2022	Unadjusted effect on All Items Nov. 2021-Nov. 2022 ¹	Standard error, median price change ²	Largest (L) or Smallest (S) unadjusted change since: ³	
					Date	Percent change
Housekeeping supplies.....	0.954	12.4	0.113	0.88	L-Dec.1980	12.4
Household cleaning products ⁴	0.344	11.7	0.039	1.24	L-EVER	-
Household paper products ⁴	0.220	14.1	0.030	1.66	L-Aug.2022	14.1
Miscellaneous household products ⁴	0.389	11.9	0.044	1.51	S-Aug.2022	11.5
Apparel.....	2.458	3.6	0.087	0.85	S-Sep.2021	3.4
Men's and boys' apparel.....	0.611	1.3	0.007	1.47	S-Mar.2021	-2.7
Men's apparel.....	0.471	2.3	0.010	1.65	S-Jun.2021	1.5
Men's suits, sport coats, and outerwear.....	0.076	6.3	0.004	4.72	S-Sep.2021	4.4
Men's underwear, nightwear, swimwear, and accessories.....	0.158	0.8	0.001	2.63	S-Sep.2021	0.3
Men's shirts and sweaters ⁴	0.115	2.5	0.003	2.95	L-Sep.2022	4.2
Men's pants and shorts.....	0.116	1.5	0.002	3.94	S-Jul.2022	0.4
Boys' apparel.....	0.140	-1.7	-0.003	2.64	S-Dec.2020	-5.5
Women's and girls' apparel.....	0.987	5.6	0.053	1.37	S-Aug.2022	5.4
Women's apparel.....	0.828	5.7	0.045	1.51	S-Aug.2022	5.6
Women's outerwear.....	0.060	-2.0	-0.001	4.67	S-Mar.2021	-4.3
Women's dresses.....	0.089	1.1	0.001	3.19	L-Sep.2022	2.7
Women's suits and separates ⁴	0.400	5.9	0.022	2.25	S-Jul.2022	5.5
Women's underwear, nightwear, swimwear, and accessories ⁴	0.270	8.6	0.023	2.82	L-Feb.2022	9.1
Girls' apparel.....	0.160	5.2	0.008	4.60	S-Aug.2022	4.8
Footwear.....	0.591	2.3	0.014	1.13	S-Mar.2021	-0.2
Men's footwear.....	0.198	2.4	0.005	1.67	L-Sep.2022	3.1
Boys' and girls' footwear.....	0.115	2.3	0.003	2.88	S-Nov.2021	2.2
Women's footwear.....	0.278	2.2	0.006	1.75	S-Mar.2021	-0.9
Infants' and toddlers' apparel.....	0.112	3.9	0.004	5.09	L-Sep.2022	6.7
Jewelry and watches ⁸	0.157	5.2	0.008	3.48	L-Jan.2022	6.2
Watches ⁸	0.029	5.1	0.002	2.94	L-Feb.2022	5.1
Jewelry ⁸	0.128	5.1	0.006	4.37	L-Jan.2022	6.5
Transportation commodities less motor fuel ¹⁰	8.303	2.4	0.190	0.36	S-Aug.2020	2.0
New vehicles.....	4.060	7.2	0.290	0.65	S-Jul.2021	6.4
New cars ⁵		7.8		0.67	S-Aug.2021	7.1
New trucks ^{12, 5}		7.1		0.78	S-Jul.2021	6.8
Used cars and trucks.....	3.726	-3.3	-0.155	0.10	S-Sep.2017	-3.7
Motor vehicle parts and equipment.....	0.432	11.6	0.048	0.79	S-Dec.2021	11.3
Tires.....	0.271	10.3	0.027	0.91	S-Oct.2021	9.2
Vehicle accessories other than tires ⁴	0.162	13.7	0.021	1.56	L-Sep.2022	14.1
Vehicle parts and equipment other than tires ⁵		11.8		1.37	L-Sep.2022	12.5
Motor oil, coolant, and fluids ⁵		19.6		2.37	L-Feb.2009	21.7
Medical care commodities.....	1.468	3.1	0.048	0.56	-	-
Medicinal drugs ¹⁰	1.367	2.8	0.041	0.57	S-May 2022	2.3
Prescription drugs.....	0.995	1.9	0.020	0.67	S-May 2022	1.9
Nonprescription drugs ¹⁰	0.372	5.4	0.021	1.24	L-Sep.2022	5.6
Medical equipment and supplies ¹⁰	0.101	7.3	0.007	1.33	L-EVER	-
Recreation commodities ¹⁰	1.882	3.6	0.070	0.57	S-Dec.2021	3.3
Video and audio products ¹⁰	0.276	-8.2	-0.025	1.16	S-Aug.2022	-9.0
Televisions.....	0.122	-17.0	-0.024	1.72	S-Sep.2022	-17.9
Other video equipment ⁴	0.024	-9.5	-0.003	2.15	S-Oct.2013	-10.1
Audio equipment.....	0.073	1.4	0.001	3.21	S-Aug.2022	0.8
Recorded music and music subscriptions ⁴	0.051	1.8	0.001	1.24	L-Jun.2021	1.8
Pets and pet products.....	0.572	13.0	0.071	0.79	L-EVER	-
Pet food ^{4, 5}		15.7		1.21	L-Jan.2009	16.1
Purchase of pets, pet supplies, accessories ^{4, 5}		8.9		1.93	S-Sep.2022	7.7
Sporting goods.....	0.548	2.7	0.015	1.45	S-Dec.2020	2.5

See footnotes at end of table.

Table 7. Consumer Price Index for All Urban Consumers (CPI-U): U.S. city average, by expenditure category, November 2022, 12-month analysis table — Continued
 [1982-84=100, unless otherwise noted]

Expenditure category	Relative importance Oct. 2022	Twelve Month				
		Unadjusted percent change Nov. 2021-Nov. 2022	Unadjusted effect on All Items Nov. 2021-Nov. 2022 ¹	Standard error, median price change ²	Largest (L) or Smallest (S) unadjusted change since: ³	
					Date	Percent change
Sports vehicles including bicycles.....	0.313	1.1	0.003	2.09	S-Sep.2022	0.6
Sports equipment.....	0.224	5.3	0.012	1.94	S-Aug.2022	5.1
Photographic equipment and supplies.....	0.021	3.3	0.001	2.22	S-Jun.2022	2.1
Photographic equipment ^{4, 5}		2.0		2.67	S-Jun.2022	1.8
Recreational reading materials.....	0.096	3.2	0.003	1.28	S-May 2022	2.7
Newspapers and magazines ⁴	0.057	5.5	0.003	1.67	S-May 2022	4.8
Recreational books ⁴	0.039	0.0	0.000	1.82	—	—
Other recreational goods ⁴	0.370	1.4	0.005	1.36	S-May 2022	1.4
Toys.....	0.286	0.6	0.002	1.65	S-May 2022	0.6
Toys, games, hobbies and playground equipment ^{4, 5}		5.1		2.20	S-Jun.2022	4.8
Sewing machines, fabric and supplies ⁴	0.027	0.9	0.000	3.11	S-Nov.2021	-4.8
Music instruments and accessories ⁴	0.041	7.1	0.003	2.39	L-Feb.2022	9.7
Education and communication commodities ¹⁰	0.737	-9.7	-0.081	1.66	S-EVER	—
Educational books and supplies.....	0.086	5.3	0.005	2.04	L-Mar.2017	6.0
College textbooks ^{13, 5}		6.2		2.25	L-Mar.2017	7.6
Information technology commodities ¹⁰	0.651	-11.5	-0.086	1.97	S-EVER	—
Computers, peripherals, and smart home assistants ⁶	0.334	-4.4	-0.015	2.76	S-Oct.2020	-4.5
Computer software and accessories ⁴	0.019	-1.7	0.000	3.69	S-May 2022	-3.9
Telephone hardware, calculators, and other consumer information items ⁴	0.297	-17.9	-0.070	2.38	S-May 2021	-19.1
Smartphones ^{5, 14}		-23.4		3.54	S-EVER	—
Alcoholic beverages.....	0.871	5.5	0.049	0.73	L-Jan.1992	5.5
Alcoholic beverages at home.....	0.578	4.5	0.027	0.90	L-Jan.1992	5.9
Beer, ale, and other malt beverages at home.....	0.221	7.7	0.017	1.63	L-Dec.1991	11.8
Distilled spirits at home.....	0.104	1.7	0.002	1.09	L-Aug.2022	1.7
Whiskey at home ⁵		1.7		1.62	L-Aug.2022	3.0
Distilled spirits, excluding whiskey, at home ⁵		1.7		1.55	L-Jan.2022	2.3
Wine at home.....	0.253	3.0	0.008	1.33	S-Sep.2022	2.7
Alcoholic beverages away from home.....	0.293	7.1	0.022	1.13	L-Dec.1991	8.2
Beer, ale, and other malt beverages away from home ^{4, 5}		6.6		1.31	S-Sep.2022	6.4
Wine away from home ^{4, 5}		7.9		0.95	S-Sep.2022	6.9
Distilled spirits away from home ^{4, 5}		7.0		1.44	L-EVER	—
Other goods ¹⁰	1.354	7.5	0.102	0.44	L-Sep.2022	7.9
Tobacco and smoking products.....	0.516	6.3	0.034	0.77	S-Aug.2021	6.3
Cigarettes ⁴	0.447	6.4	0.030	0.87	S-Dec.2020	5.4
Tobacco products other than cigarettes ⁴	0.065	5.5	0.004	0.75	S-May 2022	5.2
Personal care products.....	0.651	7.4	0.048	0.57	L-Dec.1982	7.5
Hair, dental, shaving, and miscellaneous personal care products ⁴	0.336	9.3	0.031	0.69	L-EVER	—
Cosmetics, perfume, bath, nail preparations and implements.....	0.305	5.4	0.017	1.08	L-Oct.1998	6.0
Miscellaneous personal goods ⁴	0.187	10.8	0.020	1.63	L-Jun.2022	11.4
Stationery, stationery supplies, gift wrap ⁵		14.3		2.75	L-May 2022	14.3
Services less energy services.....	57.171	6.8	3.929	0.12	L-Aug.1982	8.2
Shelter.....	32.706	7.1	2.341	0.14	L-Jul.1982	7.6
Rent of shelter ¹⁵	32.346	7.2	2.339	0.14	L-EVER	—
Rent of primary residence.....	7.378	7.9	0.585	0.15	L-Jul.1982	8.2
Lodging away from home ⁴	0.925	3.2	0.030	2.60	S-Sep.2022	2.9
Housing at school, excluding board ¹⁵	0.124	2.8	0.004	0.31	L-Jul.2017	2.8
Other lodging away from home including hotels and motels.....	0.800	3.3	0.026	2.99	S-Sep.2022	3.1
Owners' equivalent rent of residences ¹⁵	24.043	7.1	1.724	0.12	L-EVER	—

See footnotes at end of table.

Table 7. Consumer Price Index for All Urban Consumers (CPI-U): U.S. city average, by expenditure category, November 2022, 12-month analysis table — Continued
 [1982-84=100, unless otherwise noted]

Expenditure category	Relative importance Oct. 2022	Twelve Month				
		Unadjusted percent change Nov. 2021-Nov. 2022	Unadjusted effect on All Items Nov. 2021-Nov. 2022 ¹	Standard error, median price change ²	Largest (L) or Smallest (S) unadjusted change since: ³	
					Date	Percent change
Owners' equivalent rent of primary residence ¹⁵ . . .	22.795	7.1	1.639	0.12	L-EVER	—
Tenants' and household insurance ⁴	0.360	0.6	0.002	0.79	L-Jan.2021	0.8
Water and sewer and trash collection services ⁴	1.085	5.0	0.056	0.30	L-Mar.2013	5.2
Water and sewerage maintenance.....	0.779	4.4	0.035	0.25	—	—
Garbage and trash collection ¹²	0.306	6.6	0.020	0.76	L-Dec.2018	7.1
Household operations ⁴						
Domestic services ⁴	0.242	4.4	0.012	1.16	S-May 2022	1.6
Gardening and lawncare services ⁴						
Moving, storage, freight expense ⁴	0.101	3.5	0.004	2.55	S-Sep.2022	2.2
Repair of household items ⁴						
Medical care services.....	6.832	4.4	0.305	0.34	S-May 2022	4.0
Professional services.....	3.453	3.1	0.110	0.43	S-Aug.2022	2.4
Physicians' services.....	1.805	1.5	0.029	0.69	S-Aug.2022	1.1
Dental services.....	0.910	6.4	0.060	0.74	L-Oct.1992	6.4
Eyeglasses and eye care ⁸	0.361	1.8	0.007	1.04	S-Aug.2022	1.4
Services by other medical professionals ⁸	0.377	3.7	0.015	0.64	S-Dec.2021	2.9
Hospital and related services.....	2.501	3.2	0.082	0.55	S-Jul.2021	3.0
Hospital services ¹⁶	2.134	2.9	0.065	0.60	S-Jul.2021	2.8
Inpatient hospital services ^{16, 5}		2.8		1.16	S-Jul.2021	2.3
Outpatient hospital services ^{8, 5}		3.0		0.99	S-Mar.2022	2.5
Nursing homes and adult day services ¹⁶	0.205	4.5	0.009	0.52	L-Sep.2022	4.6
Care of invalids and elderly at home ⁷	0.162	3.8	0.008	1.96	L-Mar.2022	5.0
Health insurance ⁷	0.878	13.5	0.113	0.34	S-Apr.2022	10.4
Transportation services.....	5.994	14.2	0.804	0.57	S-Aug.2022	11.3
Leased cars and trucks ¹³	0.865		0.178	1.69	—	—
Car and truck rental ⁴	0.141	-6.0	-0.010	3.92	S-Aug.2022	-6.2
Motor vehicle maintenance and repair.....	1.072	11.7	0.122	0.62	L-Aug.1975	12.0
Motor vehicle body work.....	0.053	12.4	0.006	0.94	S-Aug.2022	11.5
Motor vehicle maintenance and servicing.....	0.583	9.3	0.054	0.77	L-Mar.1981	9.6
Motor vehicle repair ⁴	0.391	15.0	0.056	1.33	L-Sep.2022	15.0
Motor vehicle insurance.....	2.501	13.4	0.321	0.97	L-May 2021	16.9
Motor vehicle fees ⁴	0.497	1.8	0.009	0.75	S-Jul.2022	1.8
State motor vehicle registration and license fees ⁴	0.288	2.3	0.007	0.28	S-Jul.2022	2.0
Parking and other fees ⁴	0.194	0.9	0.002	1.55	S-Mar.2021	-0.5
Parking fees and tolls ^{4, 5}		1.1		2.29	S-Mar.2021	1.0
Public transportation.....	0.918	23.8	0.184	1.44	S-Aug.2022	21.1
Airline fares.....	0.633	36.0	0.175	2.32	S-Aug.2022	33.4
Other intercity transportation.....	0.092	1.6	0.002	2.93	S-Sep.2022	1.0
Ship fare ^{4, 5}		-3.6		2.37	S-Sep.2022	-3.7
Intracity transportation.....	0.190	3.1	0.007	1.51	S-Aug.2022	2.9
Intracity mass transit ^{10, 5}		0.4		4.43	S-Sep.2021	-2.7
Recreation services ¹⁰	3.116	5.4	0.172	0.47	L-EVER	—
Video and audio services ¹⁰	1.130	4.2	0.049	0.43	L-Jun.2022	4.9
Cable and satellite television service ¹²	1.036	4.0	0.043	0.44	L-Jun.2022	4.9
Video discs and other media, including rental of video ⁴	0.095	6.4	0.006	4.53	L-Nov.2018	7.4
Video discs and other media ^{4, 5}		8.9		5.35	S-Aug.2022	8.9
Rental of video discs and other media ^{4, 5}		7.3		1.34	L-Jul.2022	7.4
Pet services including veterinary ⁴	0.521	10.9	0.056	0.68	L-Sep.2022	11.0
Pet services ^{4, 5}		7.4		1.11	L-May 2022	7.4
Veterinarian services ^{4, 5}		11.0		1.31	S-Aug.2022	10.0
Photographers and photo processing ⁴	0.030	4.4	0.001	1.15	S-Jul.2022	3.9
Other recreation services ⁴	1.434	4.4	0.065	0.92	L-Feb.2022	5.8

See footnotes at end of table.

Table 7. Consumer Price Index for All Urban Consumers (CPI-U): U.S. city average, by expenditure category, November 2022, 12-month analysis table — Continued
 [1982-84=100, unless otherwise noted]

Expenditure category	Relative importance Oct. 2022	Twelve Month				
		Unadjusted percent change Nov. 2021- Nov. 2022	Unadjusted effect on All Items Nov. 2021- Nov. 2022 ¹	Standard error, median price change ²	Largest (L) or Smallest (S) unadjusted change since: ³	
					Date	Percent change
Club membership for shopping clubs, fraternal, or other organizations, or participant sports fees ⁴	0.633	5.1	0.033	0.85	L-May 2020	7.3
Admissions.....	0.442	3.7	0.016	1.76	L-Jul.2022	4.5
Admission to movies, theaters, and concerts ^{4, 5}		7.4		1.65	L-Feb.2003	7.5
Admission to sporting events ^{4, 5}		-7.2		6.53	L-Aug.2022	-6.7
Fees for lessons or instructions ⁸	0.172	5.0	0.009	1.75	S-Aug.2022	2.0
Education and communication services ¹⁰	5.262	2.2	0.125	0.22	L-Jun.2021	2.4
Tuition, other school fees, and childcare.....	2.496	3.1	0.079	0.33	L-Jul.2019	3.2
College tuition and fees.....	1.426	2.0	0.031	0.41	—	—
Elementary and high school tuition and fees.....	0.315	3.5	0.011	0.36	—	—
Day care and preschool ¹¹	0.628	5.3	0.034	0.71	L-Dec.2006	5.3
Technical and business school tuition and fees ⁴	0.038	1.1	0.000	0.48	—	—
Postage and delivery services ⁴	0.084	4.2	0.004	0.13	—	—
Postage.....	0.075	3.2	0.002	0.11	—	—
Delivery services ⁴	0.009	13.8	0.001	0.74	S-Aug.2022	11.5
Telephone services ⁴	1.768	1.5	0.029	0.30	L-Jun.2021	4.4
Wireless telephone services ⁴	1.465	1.0	0.015	0.38	L-Jun.2021	3.9
Residential telephone services ¹⁰	0.303	4.4	0.014	0.89	L-May 2022	4.7
Internet services and electronic information providers ⁴	0.905	1.4	0.013	0.78	L-Jul.2022	1.7
Other personal services ¹⁰	1.353	6.5	0.091	0.50	L-Jun.2022	6.7
Personal care services.....	0.534	6.8	0.038	1.02	L-Mar.1982	6.8
Haircuts and other personal care services ⁴	0.534	6.8	0.038	1.02	L-EVER	—
Miscellaneous personal services.....	0.819	6.3	0.053	0.37	L-Sep.2022	6.5
Legal services ⁹	0.231	6.2	0.014	0.43	L-Sep.2022	7.4
Funeral expenses ⁹	0.145	4.9	0.007	0.52	L-Feb.2009	4.9
Laundry and dry cleaning services ⁴	0.152	7.9	0.013	0.82	L-Aug.2022	7.9
Apparel services other than laundry and dry cleaning ⁴	0.018	14.1	0.003	1.06	—	—
Financial services ⁹	0.191	5.4	0.011	0.78	L-Sep.2022	6.8
Checking account and other bank services ^{4, 5}		2.4		2.34	L-Sep.2022	3.5
Tax return preparation and other accounting fees ^{4, 5}		9.1		1.07	S-Aug.2022	8.8
Special aggregate indexes						
All items less food.....	86.256	6.6	5.688	0.10	S-Oct.2021	6.4
All items less shelter.....	67.294	7.1	4.769	0.10	S-Sep.2021	6.5
All items less food and shelter.....	53.550	6.2	3.347	0.12	S-Apr.2021	6.0
All items less food, shelter, and energy.....	45.491	5.1	2.374	0.14	S-Sep.2021	4.6
All items less food, shelter, energy, and used cars and trucks.....	41.765	6.0	2.529	0.15	S-Jul.2022	6.0
All items less medical care.....	91.700	7.4	6.757	0.09	S-Nov.2021	7.3
All items less energy.....	91.941	6.6	6.137	0.09	S-Jul.2022	6.6
Commodities.....	39.219	6.9	2.707	0.14	S-Apr.2021	6.8
Commodities less food, energy, and used cars and trucks.....	17.300	5.4	0.941	0.26	S-Sep.2021	4.5
Commodities less food.....	25.474	5.0	1.286	0.20	S-Mar.2021	4.4
Commodities less food and beverages.....	24.603	5.0	1.236	0.22	S-Mar.2021	4.5
Services.....	60.781	7.2	4.403	0.11	—	—
Services less rent of shelter ¹⁵	28.435	7.3	2.064	0.16	S-Jul.2022	6.8
Services less medical care services.....	53.949	7.6	4.098	0.12	L-Aug.1982	8.3
Durables.....	12.425	2.4	0.285	0.31	S-Aug.2020	1.6
Nondurables.....	26.794	9.3	2.422	0.17	S-Sep.2021	7.9

See footnotes at end of table.

Table 7. Consumer Price Index for All Urban Consumers (CPI-U): U.S. city average, by expenditure category, November 2022, 12-month analysis table — Continued
 [1982-84=100, unless otherwise noted]

Expenditure category	Relative importance Oct. 2022	Twelve Month				
		Unadjusted percent change Nov. 2021-Nov. 2022	Unadjusted effect on All Items Nov. 2021-Nov. 2022 ¹	Standard error, median price change ²	Largest (L) or Smallest (S) unadjusted change since: ³	
					Date	Percent change
Nondurables less food.....	13.050	7.8	1.000	0.28	S-Mar.2021	5.0
Nondurables less food and beverages.....	12.179	8.0	0.951	0.29	S-Mar.2021	5.3
Nondurables less food, beverages, and apparel.....	9.721	9.2	0.864	0.29	S-Mar.2021	7.9
Nondurables less food and apparel.....	10.592	8.9	0.914	0.27	S-Mar.2021	7.3
Housing.....	42.432	7.8	3.309	0.12	S-Aug.2022	7.8
Education and communication ⁴	5.999	0.7	0.043	0.25	L-Jun.2022	0.8
Education ⁴	2.582	3.1	0.084	0.33	L-Sep.2022	3.1
Communication ⁴	3.417	-1.1	-0.041	0.38	L-Jul.2022	-1.0
Information and information processing ⁴	3.333	-1.2	-0.044	0.39	L-Jul.2022	-1.1
Information technology, hardware and services ¹⁷	1.565	-4.2	-0.073	0.88	—	—
Recreation ⁴	4.998	4.7	0.242	0.38	L-Mar.2022	4.8
Video and audio ⁴	1.406	1.7	0.025	0.45	L-Jul.2022	1.7
Pets, pet products and services ⁴	1.092	12.0	0.127	0.53	L-EVER	—
Photography ⁴	0.051	3.9	0.002	1.07	S-Mar.2022	3.2
Food and beverages.....	14.615	10.3	1.471	0.19	S-Jun.2022	10.0
Domestically produced farm food.....	7.173	12.1	0.831	0.30	S-May 2022	12.0
Other services.....	9.731	3.8	0.388	0.19	L-Sep.2008	3.9
Apparel less footwear.....	1.867	4.0	0.073	1.01	S-Sep.2021	2.5
Fuels and utilities.....	4.949	13.1	0.610	0.29	S-Apr.2022	13.0
Household energy.....	3.864	15.7	0.555	0.41	S-Mar.2022	15.4
Medical care.....	8.300	4.2	0.353	0.29	S-May 2022	3.7
Transportation.....	18.492	7.8	1.412	0.28	S-Mar.2021	5.8
Private transportation.....	17.574	7.1	1.227	0.26	S-Mar.2021	7.0
New and used motor vehicles ⁴	8.877	3.6	0.309	0.39	S-Aug.2020	1.7
Utilities and public transportation.....	8.417	9.6	0.786	0.24	S-Apr.2022	8.4
Household furnishings and operations.....	4.777	7.6	0.358	0.50	S-Dec.2021	7.4
Other goods and services.....	2.707	7.0	0.193	0.36	L-Feb.2010	7.6
Personal care.....	2.191	7.2	0.159	0.37	L-Apr.1982	7.5

¹ The 'effect' of an item category is a measure of that item's contribution to the All items price change. For example, if the Food index had an effect of 0.40, and the All items index rose 1.2 percent, then the increase in food prices contributed 0.40 / 1.2, or 33.3 percent, to that All items increase. Said another way, had food prices been unchanged for that year the change in the All items index would have been 1.2 percent minus 0.40, or 0.8 percent. Effects can be negative as well. For example, if the effect of food was a negative 0.1, and the All items index rose 0.5 percent, the All items index actually would have been 0.1 percent higher (or 0.6 percent) had food prices been unchanged. Since food prices fell while prices overall were rising, the contribution of food to the All items price change was negative (in this case, -0.1 / 0.5, or minus 20 percent).

² A statistic's margin of error is often expressed as its point estimate plus or minus two standard errors. For example, if a CPI category rose 2.6 percent, and its standard error was 0.25 percent, the margin of error on this item's 12-month percent change would be 2.6 percent, plus or minus 0.5 percent.

³ If the current 12-month percent change is greater than the previous published 12-month percent change, then this column identifies the closest prior month with a 12-month percent change as (L)arge as or (L)arger than the current 12-month change. If the current 12-month percent change is smaller than the previous published 12-month percent change, the most recent month with a change as (S)mall or (S)maller than the current month change is identified. If the current and previous published 12-month percent changes are equal, a dash will appear. Standard numerical comparison is used. For example, 2.0% is greater than 0.6%, -4.4% is less than -2.0%, and -2.0% is less than 0.0%. Note that a (L)arger change can be a smaller decline, for example, a -0.2% change is larger than a -0.4% change, but still represents a decline in the price index. Likewise, (S)maller changes can be increases, for example, a 0.6% change is smaller than 0.8%, but still represents an increase in the price index. In this context, a -0.2% change is considered to be smaller than a 0.0% change.

⁴ Indexes on a December 1997=100 base.

⁵ Special indexes based on a substantially smaller sample. These series do not contribute to the all items index aggregation and therefore do not have a relative importance or effect.

⁶ Indexes on a December 2007=100 base.

⁷ Indexes on a December 2005=100 base.

⁸ Indexes on a December 1986=100 base.

⁹ Indexes on a December 1993=100 base.

¹⁰ Indexes on a December 2009=100 base.

¹¹ Indexes on a December 1990=100 base.

¹² Indexes on a December 1983=100 base.

¹³ Indexes on a December 2001=100 base.

¹⁴ Indexes on a December 2019=100 base.

¹⁵ Indexes on a December 1982=100 base.

¹⁶ Indexes on a December 1996=100 base.

¹⁷ Indexes on a December 1988=100 base.

Fixed-Rate Budget
[To be completed by SFA]

If SFA does not have a school board approved Budget, please submit a draft.

Projected Revenue: Based on 172 (Number) days of meal service in the School Year 2023-2024 and using 2022-2023 reimbursement rates the SFA shall multiply the rates by the actual meals served from School Year 2021-2022.

Consolidated Food Service Budget School Year 2023-2024

Revenue:

Local

Student Breakfast Sales Revenue	
Student Lunch Sales Revenue	<u>151,532</u>
Adult & À la carte Sales Revenue	<u>183,923</u>
Catering & Other Non-Program Revenue	<u>3,587</u>
Total Sales:	<u>339,042</u>

Reimbursement

School Breakfast Program	419,134
National School Lunch Program	<u>1,197,772</u>
After School/At-Risk Snack Program	<u>7,850</u>
At-Risk CACFP Supper Program	
State Matching Reimbursement	<u>9,994</u>
Other Federal/State Reimbursement	
Total Reimbursement	<u>1,634,753</u>

Total Revenue: (Total Sales + Total Reimbursement) 1,973,795

Expenses: Total Expenses: 1,845,831

Estimated Budget Projection: Total Revenue (Sales + Reimbursement) - Expenses: 127,964

USDA Foods Entitlement Allocation Estimate: \$163,154.39

Is there a guarantee required in the initial year contract? Yes No If yes, amount \$ 75,000

Is there an equipment investment provision in the initial contract? Yes No If yes, amount \$ 50,000

Exhibit A
SCHEDULE OF FOOD SERVICE LOCATIONS AND SERVICES
PROVIDED

El Campo High School
600 W. Norris St. El Campo, TX 77437
School Breakfast Program
Universal Breakfast
National School Lunch Program
A la Carte
Adult Meals
Catering
After School Care Program

El Campo Middle School
4010 FM 2765 El Campo, TX 77437
School Breakfast Program
Universal Breakfast
National School Lunch Program
A la Carte
Adult Meals
Catering
After School Care Program

Northside Elementary
2610 Meadow Lane El Campo, TX 77437
School Breakfast Program
Universal Breakfast
National School Lunch Program
A la Carte
Adult Meals
Catering
After School Care Program
Seamless Summer Option

Hutchins Elementary
1006 Roberts St. El Campo, TX 77437
School Breakfast Program
Universal Breakfast
National School Lunch Program
A la Carte
Adult Meals
Catering
After School Care Program

Myatt Elementary
501 W. Webb St. El Campo, TX 77437
School Breakfast Program
Universal Breakfast
National School Lunch Program
A la Carte
Adult Meals
Catering
After School Care Program

Contracting Entity (CE) Name: *El Campo ISD*

Date of Review: *Feb 23, 2023*

CE ID Number: *01127*

Site Name: *Northside Elementary*

Meal Service Reviewed:

Contract Type:

I. Eligibility and Verification

- | | Yes | No |
|--|--------------------------|-------------------------------------|
| 1. Is the FSMC involved in application processing?
Who is responsible for determining student eligibility?
Name/Title: <i>Cassie Clark- Admin. Assistant/Manager</i> | <input type="checkbox"/> | <input checked="" type="checkbox"/> |
| 2. Is the FSMC involved in application verification?
Who is responsible for determining student eligibility?
Name/Title: <i>Cassie Clark- Admin. Asst./Manager</i> | <input type="checkbox"/> | <input checked="" type="checkbox"/> |

NOTE: The FSMC may not assist with eligibility and verification duties. If the answer is Yes to either question, a Corrective Action Plan (CAP) is required.

CE Comments – Provide a rationale for all responses in Part I:

Cassie Clark- El Campo ISD employee

II. Menu Cycle/Meal Pattern

- | | Yes | No |
|---|-------------------------------------|--------------------------|
| 3. Has the FSMC followed the 21-day cycle menu, as described in the contract, for the first 21 days of the contract?
NOTE: Monitored during the first year of contract only unless otherwise noted per the state agency. | <input checked="" type="checkbox"/> | <input type="checkbox"/> |
| 4. Is the FSMC serving products that meet the specifications from initial solicitation?
Provide 3 examples of specifications reviewed: | <input checked="" type="checkbox"/> | <input type="checkbox"/> |

Protein , Variety of Cereals, Variety of Fruits

- | | | |
|---|-------------------------------------|--------------------------|
| 5. Did the FSMC obtain approval from the CE and utilize the advisory board for all menu changes made after the first 21 days of the contract? | <input checked="" type="checkbox"/> | <input type="checkbox"/> |
| 6. Have all menus been developed to meet the meal pattern requirements for the appropriate age/grade groups and the nutrient specifications? | <input checked="" type="checkbox"/> | <input type="checkbox"/> |
| 7. Is the FSMC serving reimbursable meals as described in the contract and in compliance with program regulations? | <input checked="" type="checkbox"/> | <input type="checkbox"/> |
| 8. Does the FSMC provide meal service to all enrolled students as specified in the contract? | <input checked="" type="checkbox"/> | <input type="checkbox"/> |
| 9. Are food production records completed each day for all meals served using the TDA prototype or another instrument that collects the same information as the TDA prototype? | <input checked="" type="checkbox"/> | <input type="checkbox"/> |
| 10. Has the FSMC used an advisory committee of parents, students, and teachers to advise in menu planning? | <input checked="" type="checkbox"/> | <input type="checkbox"/> |
| 11. Has the FSMC implemented meal accommodations based on medical statements provided by authorized medical authorities or Individualized Education Plans (IEP) or special dietary accommodations based on CE policy? | <input checked="" type="checkbox"/> | <input type="checkbox"/> |

Attach a current menu to reflect the responses above.

CE Comments – Provide a rationale for all responses in Part II:

III. Competitive Foods

- | | <u>Yes</u> | <u>No</u> |
|--|-------------------------------------|--------------------------|
| 12. Is the FSMC following Competitive Food Nutrition Standards? | <input checked="" type="checkbox"/> | <input type="checkbox"/> |
| 13. Is the FSMC following the local policy related to fundraisers? | <input checked="" type="checkbox"/> | <input type="checkbox"/> |

CE Comments – Provide a rationale for all responses in Part III:

Documentation maintained on a la carte sales
No Fund Raisers

IV. USDA Foods

- | | <u>Yes</u> | <u>No</u> |
|--|-------------------------------------|--------------------------|
| 14. Is the FSMC storing and managing USDA Foods received on behalf of the CE? | <input checked="" type="checkbox"/> | <input type="checkbox"/> |
| 15. Has the FSMC ensured the CE has received credit for the full value of USDA Foods received during the school year or fiscal year?
What is the amount received to date? \$ 25,115.41 | <input checked="" type="checkbox"/> | <input type="checkbox"/> |
| 16. Does the FSMC provide the CE with clear documentation that demonstrates that the CE has received credit for the value of its USDA Foods?
If yes, please file a copy of the documentation with this form for verification.
NOTE: This includes crediting for the value of donated foods, including brown box, Department of Defense (DOD) Fresh, and processed end products. | <input checked="" type="checkbox"/> | <input type="checkbox"/> |
| 17. How often does the CE receive credit for the value of USDA Foods?
<i>Check all that apply</i> | | |
| <input checked="" type="checkbox"/> Monthly | | |
| <input type="checkbox"/> Quarterly | | |
| <input type="checkbox"/> End of the school year | | |
| <input type="checkbox"/> Other: | | |
| 18. How is the CE credited for the value of donated foods?
<i>Check all that apply</i> | | |
| <input checked="" type="checkbox"/> Invoice reductions | | |
| <input type="checkbox"/> Refunds | | |
| <input type="checkbox"/> Discounts | | |
| <input type="checkbox"/> Other: | | |
| 19. For cost-reimbursable contracts, does the FSMC ensure that its system of inventory management does not result in the CE being charged for USDA Foods? For fixed-rate contracts, skip this question. | <input type="checkbox"/> | <input type="checkbox"/> |
| 20. Does the FSMC ensure that CE retains ownership of all USDA Foods including processed foods, if applicable? | <input checked="" type="checkbox"/> | <input type="checkbox"/> |
| 21. Does the FSMC use USDA Foods to the maximum extent possible? Provide examples in the comments below.
What is the SFA's current entitlement balance? \$ | <input checked="" type="checkbox"/> | <input type="checkbox"/> |

\$10,680.38

- 22. Does the FSMC use all donated ground beef, ground pork, and all processed end products in the CE's food service without substitution, if applicable?

Attach a copy of the recent USDA Foods reports/invoice.

CE Comments – Provide a rationale for all responses in Part IV:

Commodity Bulletin attached

V. Inventory

- | | <u>Yes</u> | <u>No</u> |
|---|-------------------------------------|--------------------------|
| 23. Does the FSMC have an organized method for storing, preserving, and accounting for the CE's food inventory? | <input checked="" type="checkbox"/> | <input type="checkbox"/> |
| 24. Does the FSMC storage ensure that the food items are stored in a manner that is consistent with all health and safety rules that apply to the stored items? | <input checked="" type="checkbox"/> | <input type="checkbox"/> |

CE Comments – Provide a rationale for all responses in Part V:

Monthly inventory

VI. Meal Count System

- | | <u>Yes</u> | <u>No</u> |
|--|-------------------------------------|--------------------------|
| 25. Has the FSMC implemented a point of service (POS) system that allows for the collection of accurate data for meals served by the eligibility category, a la carte sales, and adult sales without overt identification? | <input checked="" type="checkbox"/> | <input type="checkbox"/> |
| 26. Are meals counted after the last food or menu item is served/selected to ensure that only reimbursable meals are claimed? | <input checked="" type="checkbox"/> | <input type="checkbox"/> |
| 27. Does the FSMC have a backup system to ensure that all counting and claiming data is maintained? | <input checked="" type="checkbox"/> | <input type="checkbox"/> |

Describe the system:

NutriKids Point of Sales

- 28. Does the FSMC maintain records to support all claims reports?
- 29. Does the FSMC complete the Daily Record/Accuclaim form for the CE to validate or provide the data the CE needs to complete the Daily Record/Accuclaim form?
- 30. Does the FSMC provide accurate claiming reports to the CE at the end of each day and month and counts for other types of food service?

CE Comments – Provide a rationale for all responses in Part VI:

Point of Sales

VII. Financial, Accounting

- | | <u>Yes</u> | <u>No</u> |
|---|-------------------------------------|--------------------------|
| 31. Does the FSMC monthly invoice reconcile with the point of service (POS) counting and claiming report? In the comments, explain how the invoice meal counts are reconciled with the POS count each month. | <input checked="" type="checkbox"/> | <input type="checkbox"/> |
| 32. Do the FSMC's food service daily income records, such as end of day POS reports, accurately reflect the revenue received by meal type (student meals, adult meals, a la carte, etc.)? | <input checked="" type="checkbox"/> | <input type="checkbox"/> |
| 33. Has the CE received all applicable discounts, credits, and rebates from the FSMC? | <input checked="" type="checkbox"/> | <input type="checkbox"/> |
| 34. Does the FSMC ensure that all invoice statements are accurate, and that unallowable costs and duplicative services are not billed to the CE? | <input checked="" type="checkbox"/> | <input type="checkbox"/> |
| 35. Does all income to the program accrue to the nonprofit school food service account? | <input checked="" type="checkbox"/> | <input type="checkbox"/> |
| 36. Does the FSMC provide the CE with all information and documentation needed for the CE to calculate its program and nonprogram revenue and cost proportion as required by regulations? (For example: POS records, cost per meal data, and inventory or financial reports) | <input checked="" type="checkbox"/> | <input type="checkbox"/> |
| 37. Does the FSMC provide documentation that allows the CE to ensure that the financial system is operated in compliance with all regulations and that all financial reports are accurate?
FOR EXAMPLE: Is there documentation that TDA approval was requested and given for all capital expenditures (single items over \$5,000)? | <input checked="" type="checkbox"/> | <input type="checkbox"/> |

Attach the most recent FSMC invoice.

CE Comments – Provide a rationale for all responses in Part VII:

VIII. Financial, Procurement

- | | <u>Yes</u> | <u>No</u> |
|---|-------------------------------------|--------------------------|
| 38. Does the FSMC follow the CE's internal process to ensure that foods are procured in compliance with the Buy American provision? | <input checked="" type="checkbox"/> | <input type="checkbox"/> |
| 39. For fixed-rate contracts, does the FSMC accurately charge the number of meals claimed to the CE at the fixed-rate price according to the contract? For cost-reimbursable contracts, skip this question. | <input checked="" type="checkbox"/> | <input type="checkbox"/> |
| 40. For cost-reimbursable contracts, does the FSMC follow all procurement regulations when purchasing on behalf of the CE? For fixed-rate contracts, skip this question. | <input type="checkbox"/> | <input type="checkbox"/> |
| 41. For cost-reimbursable contracts, does the FSMC provide sufficient documentation for the CE to determine if all procurement was conducted correctly and in compliance with all applicable regulations? For fixed-rate contracts, skip this question. | <input type="checkbox"/> | <input type="checkbox"/> |

CE Comments – Provide a rationale for all responses in Part VIII:

Use POS System

IX. Facilities

- | | <u>Yes</u> | <u>No</u> |
|---|-------------------------------------|--------------------------|
| 42. Does the FSMC have a Health Analysis and Critical Control Points (HACCP) plan in place and is there evidence of its implementation? | <input checked="" type="checkbox"/> | <input type="checkbox"/> |
| 43. Do employees practice safe food-handling procedures? | <input checked="" type="checkbox"/> | <input type="checkbox"/> |

- 44. Does the FSMC ensure that all facilities have health inspections as required by law?
- 45. Are facilities and equipment adequately maintained for safety and sanitation?
- 46. Is the FSMC's use of the facilities consistent with the facility use clauses included in the contract?

CE Comments – Provide a rationale for all responses in Part IX:

X. Local Wellness Policy

- 47. Does the FSMC follow the CE's local wellness policy?

CE Comments – Provide a rationale for all responses in Part X:

XI. Staffing

- 48. Has the FSMC staffing plan been approved by the CE?
- 49. Is the FSMC's staffing plan consistent with the staffing clauses included in the contract?
Full-time employees (FTEs) in contract:
FTEs (current):
- 50. Does the FSMC ensure that all Child Nutrition staff have the required training?
- 51. Does the FSMC ensure that the director's position meets the USDA professional hiring standards (7 CFR 210.30)?
- 52. Does the FSMC maintain documentation that demonstrates the professional standards for training and the director's position are compliant with all regulations?

Attach a copy of the approved staffing plan and organization chart.

CE Comments – Provide a rationale for all responses in Part XI:

XII. Record Retention

- 53. Does the FSMC have a system to transfer all records to be retained for long-term storage to the CE?
- 54. Does the FSMC provide all documentation required to demonstrate the CE is compliant with all regulations—local, state, and federal?

CE Comments – Provide a rationale for all responses in Part XII:

XIII. General Terms of the Contract

- | | <u>Yes</u> | <u>No</u> |
|--|-------------------------------------|--------------------------|
| 55. Does the FSMC operate and manage the program(s) contracted to operate as defined by the terms of the contract? | <input checked="" type="checkbox"/> | <input type="checkbox"/> |
| 56. Was an additional contract or addendum to the TDA contract signed?
Note: additional contracts and addendums are not allowed. Please submit a copy of the additional contract or addendum to TDA. | <input type="checkbox"/> | <input type="checkbox"/> |

CE Comments – Provide a rationale for all responses in Part XIII:

XIV. Results of Review

- | | <u>Yes</u> | <u>No</u> |
|---|--------------------------|-------------------------------------|
| 57. Is a corrective action plan (CAP) required? | <input type="checkbox"/> | <input checked="" type="checkbox"/> |

CE Comments – Provide a rationale for all responses in Part XIV:


XV. Corrective Action


- | | <u>Yes</u> | <u>No</u> |
|--|--------------------------|--------------------------|
| 58. If a corrective action plan (CAP) is required, will the CE conduct a follow-up review within 45 days?
Date the follow-up review was completed: | <input type="checkbox"/> | <input type="checkbox"/> |

CE Comments – Provide a rationale for all responses in Part XV:

XVI. Attestation and Signatures

I attest that this information is true, accurate, and complete to the best of my knowledge.


Signature of CE Reviewer
Demetric Wells
Printed Name of CE Reviewer
Asst Superintendent
Title of CE Reviewer


Signature of FSMC/Site Manager
Patricia Perabes
Printed Name of FSMC/Site Manager
Food Service Director
Title of FSMC/Site Manager



INVOICE

Please Remit Payment to:
Aramark Chicago Lockbox
27310 Network Place
Chicago, IL 60673-1273

TO:

El Campo ISD
700 West Norris St.
El Campo, TX 77437

Profit Center: 400251400 - El Campo ISD
Invoice Number: 400251400-000016
Invoice Date: 1/27/2023

For additional information on this Invoice, please contact:

David Bright 979-543-6771,
dbright@ricebirds.net

PLEASE PAY THIS AMOUNT
\$58,006.62

Sale Date	Description	Quantity	Meal Rate	Total Price
1/27/2023	Meal Sales Charges			
	Student Breakfast	14,680	\$1.30	\$19,084.00
	Student Lunch	26,457	\$1.95	\$51,591.15
	ASCP Snacks	408	\$0.90	\$367.20
	Equivalent Meals	3,270.60	\$1.95	\$6,377.67
	Subtotal			\$77,420.02
	Commodity Refund			\$19,413.40
	Total Amount:			\$58,006.62

Terms: Due Upon Presentation

Make checks payable to Aramark Services, Inc.

Important

Please include invoice number and remittance copy with your payment to ensure proper credit to your account

Food Distribution Program

Contracting Entities | Reports | Security



Programs | Year | Help | Log Out

Contracting Entities > Orders > Open Orders > Combined Order >

Program Year: 2022 - 2023

VIEW

Order Form - NSLP Order #268652

Contracting Entity: EL CAMPO ISD

CE ID: 01127

Delivery Information

Warehouse:	GOLD STAR FOODS-HOUSTON-Cooler/Frozen	Delivery Date:	02/28/2023
Delivery Location:	EL CAMPO ISD NORTHSIDE ELEM	Delivery Type:	Delivery
Delivery Address:	2610 MEADOW LANE EL CAMPO, TX 77437	Contact:	Chelsea Arkadie (979) 543-4262

Order

[Generate Excel File](#)

Commodity	Available Current Allocation	Allocation Order Quantity	Available Surplus Inventory	Surplus Order Quantity	Total Order Quantity
Bonus Commodities					
100242 - BLUEBERRY, WILD FRZN CTN 8/3 LB Pack Size: 8/3 LB CTN Cases USDA Value: \$47.69	59	0	0	0	0
110393 - PANCAKES WW FRZ-144 CT Pack Size: 144 COUNT Cases USDA Value: \$13.08	65	0	0	0	0
110730 - PORK PULLED MIN SEASN COOKED 8/5 LB Pack Size: PKG 8/5 Lb Cases USDA Value: \$105.04	105	0	0	0	0
Entitlement Commodities					
100187 - PORK HAM WATERAD SLC FRZ PKG-8/5 LB Pack Size: 8/5 LB CTN Cases USDA Value: \$105.39	90	0	0	0	0
100241 - PEACH FSTONE DICD FRZ CUP-96/4.4 OZ Pack Size: 96/4.4 OZ CUP Cases USDA Value: \$45.41	30	0	0	0	0
100242 - BLUEBERRY, WILD FRZN CTN 8/3 LB Pack Size: 8/3 LB CTN Cases USDA Value: \$47.69	46	0	0	0	0
100256 - STRAWBERRY FRZ CUP-96/4.5 OZ Pack Size: 96/4.5 OZ CUP Cases USDA Value: \$53.64	35	0	0	0	0
100351 - BEANS GREEN FRZ CTN-30 LB Pack Size: 30 LB CTN Cases	8	133	0	0	0

USDA Value: \$24.23

110393 - PANCAKES WW FRZ-144 CT

Pack Size: 144 COUNT Cases

USDA Value: \$13.08

50	10	0	0	10
----	----	---	---	----

110730 - PORK PULLED MIN SEASN COOKED 8/5 LB

Pack Size: PKG 8/5 Lb Cases

USDA Value: \$105.04

105	0	0	0	0
-----	---	---	---	---

110859 - MIXED BERRY FRZ CUPS-96/4 oz.

Pack Size: CS 96/4OZ CUPS Cases

USDA Value: \$46.29

43	0	0	0	0
----	---	---	---	---

111052 - CARROTS DICED Frz CTN 12/2 LB BAGS

Pack Size: 12/2 LB BAGS Cases

USDA Value: \$16.80

45	0	0	0	0
----	---	---	---	---

111053 - CORN FRZ CTN 12/2.5 LB BAGS

Pack Size: 12/2.5 Lb bags Cases

USDA Value: \$26.72

41	0	0	0	0
----	---	---	---	---

Totals:	10	0	0	10
----------------	----	---	---	----

Delivery Comments:

Entitlement

Remaining:	\$10,634.69
Used: (Surplus Only)	\$0.00

Cancel

Food Distribution Program

Contracting Entities | Reports | Security

Programs | Year | Help | Log Out

Contracting Entities > Orders > Open Orders > Combined Order >

Program Year: 2022 - 2023

VIEW

Order Form - NSLP Order #268651

Contracting Entity: EL CAMPO ISD

CE ID: 01127

Delivery Information

Warehouse:	GOLD STAR FOODS-HOUSTON-DRY	Delivery Date:	02/28/2023
Delivery Location:	EL CAMPO ISD NORTHSIDE ELEM	Delivery Type:	Delivery
Delivery Address:	2610 MEADOW LANE EL CAMPO, TX 77437	Contact:	Chelsea Arkadie (979) 543-4262

Order

[Generate Excel File](#)

Commodity	Available Current Allocation	Allocation Order Quantity	Available Surplus Inventory	Surplus Order Quantity	Total Order Quantity
Bonus Commodities					
110541 - APPLESAUCE UNSWEETENED CAN 6/10 Pack Size: CAN 6/#10 Cases USDA Value: \$35.04	31	15	0	0	15
110723 - CRANBERRIES DRIED INDIV. PORTION Pack Size: PKG 300/1.16 OZ Cases USDA Value: \$72.55	41	0	0	0	0
Entitlement Commodities					
100212 - MIXED FRUIT EX LT CAN-6/10 Pack Size: 6/#10 CAN Cases USDA Value: \$43.04	33	0	0	0	0
100219 - PEACHES CLING SLICES EX LT CAN-6/10 Pack Size: 6/#10 CAN Cases USDA Value: \$41.08	7	0	0	0	0
100220 - PEACHES CLING DICED EX LT CAN-6/10 Pack Size: 6/#10 CAN Cases USDA Value: \$41.03	90	0	0	0	0
100225 - PEARS DICED EX LT CAN-6/10 Pack Size: 6/#10 CAN Cases USDA Value: \$40.75	120	10	0	0	10
100307 - BEANS GREEN CAN-6/10 Pack Size: 6/#10 CAN Cases USDA Value: \$24.86	35	0	0	0	0
100309 - CARROTS CAN-6/10 Pack Size: 6/#10 CAN Cases USDA Value: \$26.86	14 135	0	0	0	0

100329 - TOMATO DICED CAN-6/10 Pack Size: 6/#10 CAN Cases USDA Value: \$25.17	40	0	0	0	0
110361 - APPLESAUCE CUP 96/4.5 OZ.- SHELF STB Pack Size: 96 / 4.5 OZ. Cases USDA Value: \$38.31	14	0	0	0	0
110723 - CRANBERRIES DRIED INDIV. PORTION Pack Size: PKG 300/1.16 OZ Cases USDA Value: \$72.55	40	20	0	0	20
Totals:		45		0	45

Delivery Comments:

Entitlement

Remaining:	\$10,634.69
Used: (Surplus Only)	\$0.00

Cancel

Food Distribution Program

Contracting Entities | Reports | Security



Programs | Year | Help | Log Out

Contracting Entities > Orders > Open Orders > Combined Order >

Program Year: 2022 - 2023

VIEW

Order Form - NSLP Order #266959

Contracting Entity: EL CAMPO ISD

CE ID: 01127

Delivery Information

Warehouse:	GOLD STAR FOODS-HOUSTON-Cooler/Frozen	Delivery Date:	02/28/2023
Delivery Location:	EL CAMPO ISD NORTHSIDE ELEM	Delivery Type:	Delivery
Delivery Address:	2610 MEADOW LANE EL CAMPO, TX 77437	Contact:	Chelsea Arkadie (979) 543-4262

Order

[Generate Excel File](#)

Commodity	Available Current Allocation	Allocation Order Quantity	Available Surplus Inventory	Surplus Order Quantity	Total Order Quantity
Bonus Commodities					
100242 - BLUEBERRY, WILD FRZN CTN 8/3 LB Pack Size: 8/3 LB CTN Cases USDA Value: \$47.69	59	0	0	0	0
100293 - RAISINS BOX-144/1.33 OZ Pack Size: 144/1.33 OZ PKG Cases USDA Value: \$34.04	18	18	0	0	18
110393 - PANCAKES WW FRZ-144 CT Pack Size: 144 COUNT Cases USDA Value: \$12.94	65	0	0	0	0
110730 - PORK PULLED MIN SEASN COOKED 8/5 LB Pack Size: PKG 8/5 Lb Cases USDA Value: \$105.08	105	0	0	0	0
Entitlement Commodities					
100101 - CHICKEN DICED CTN-40 LB Pack Size: 40 LB CTN Cases USDA Value: \$137.33	23	23	0	0	23
100187 - PORK HAM WATERAD SLC FRZ PKG-8/5 LB Pack Size: 8/5 LB CTN Cases USDA Value: \$101.60	40	10	0	0	10
100241 - PEACH FSTONE DICD FRZ CUP-96/4.4 OZ Pack Size: 96/4.4 OZ CUP Cases USDA Value: \$45.61	42	30	0	0	30
100242 - BLUEBERRY, WILD FRZN CTN 8/3 LB	46	0	0	0	0
137					

Pack Size: 8/3 LB CTN Cases
 USDA Value: \$47.69

100256 - STRAWBERRY FRZ CUP-96/4.5 OZ

Pack Size: 96/4.5 OZ CUP Cases
 USDA Value: \$53.68

45	30	0	0	30
----	----	---	---	----

100351 - BEANS GREEN FRZ CTN-30 LB

Pack Size: 30 LB CTN Cases
 USDA Value: \$24.23

8	0	0	0	0
---	---	---	---	---

110393 - PANCAKES WW FRZ-144 CT

Pack Size: 144 COUNT Cases
 USDA Value: \$12.94

50	0	0	0	0
----	---	---	---	---

110730 - PORK PULLED MIN SEASN COOKED 8/5 LB

Pack Size: PKG 8/5 Lb Cases
 USDA Value: \$105.08

105	0	0	0	0
-----	---	---	---	---

110859 - MIXED BERRY FRZ CUPS-96/4 OZ.

Pack Size: CS 96/4OZ CUPS Cases
 USDA Value: \$46.26

49	30	0	0	30
----	----	---	---	----

111052 - CARROTS DICED Frz CTN 12/2 LB BAGS

Pack Size: 12/2 LB BAGS Cases
 USDA Value: \$16.76

15	0	0	0	0
----	---	---	---	---

111053 - CORN FRZ CTN 12/2.5 LB BAGS

Pack Size: 12/2.5 Lb bags Cases
 USDA Value: \$26.66

41	0	0	0	0
----	---	---	---	---

Totals:	141		0	141
----------------	-----	--	---	-----

Delivery Comments:

Entitlement

Remaining:	\$11,152.35
Used: (Surplus Only)	\$0.00

Cancel

INVENTORY ANALYSIS - SUMMARY

631

Report For Fiscal Period: Fy: 2023 Pd: 5

Purchase Category	Beginning Inventory Value	Receipt Value	Transfer In Value	Transfer Out Value	Ending Inventory Value	Usage Value	Usage Cost %	Waste
-------------------	---------------------------	---------------	-------------------	--------------------	------------------------	-------------	--------------	-------

Profit Center: 400251400 - El Campo ISD

Location: ALL

BAKERY PRODUCTS

BEVERAGE - BOTTLED 2603.35 8108.90 89.61 89.61 3179.25 7382.48 10.675 150.52

BEVERAGE - COLD 123.95 690.64 0.00 0.00 189.51 0 0 625.07

BEVERAGE - HOT 2319.74 7479.52 0.00 0.00 2176.83 6694.19 9.680 928.24

BEVERAGE - OTHER 48.10 37.51 0.00 0.00 56.27 0 0 29.34

BEVERAGE - GUM/MINTS 0.00 0.00 0.00 0.00 0.00 0 0 0.00

CLEANING SUPPLIES 1848.37 622.11 0.00 0.00 1959.91 510.57 0.738 -

DAIRY - ICE CREAM 1346.49 15152.35 95.90 95.90 2016.25 2828.11 4.089 11654.48

DAIRY - MILK & CREAM 4307.26 2067.16 15.32 15.32 3309.63 3064.79 4.432 -

EQUIPMENT 0.00 0.00 0.00 0.00 0.00 0.00 0 0.00

FREIGHT EXPENSE 0.00 406.00 0.00 0.00 0.00 406.00 0.587 -

GENERAL MERCHANDISE/SEASONAL 16826.05 4088.67 24985.52 24985.52 11157.82 2952.55 4.269 6804.35

GROCERIES 12162.13 21045.98 871.97 871.97 13969.61 19321.84 27.939 -83.34

MEAT, SEAFOOD & PREPARED ENTRE 6209.82 21777.08 479.12 479.12 6658.04 23697.29 34.266 -2368.43

Total

Final Report

1.57

[Handwritten scribble]



INVENTORY ANALYSIS - SUMMARY

140

Report For Fiscal Period: FY: 2023 Pd: 5

Purchase Category	Beginning Inventory Value	Receipt Value	In Value Transfer	Out Value Transfer	Ending Inventory Value	Usage Value	Usage Cost %	Waste
-------------------	---------------------------	---------------	-------------------	--------------------	------------------------	-------------	--------------	-------

MISCELLANEOUS

PAPER - DISPOSABLES 40.50 0.00 0.00 0.00 28.35 0 0 12.15

PRODUCE 1953.67 5112.31 33.56 33.56 2222.55 0 0 4843.42

REPLACEMENTS 727.07 4444.77 8.98 8.98 873.63 2197.18 3.177 2101.03

SALTY SNACKS 23.92 0.00 0.00 0.00 11.96 11.96 0.017 -

SERVICEWARE - DISPOSABLE 0.00 138.94 16.12 16.12 0.00 90.84 0.131 48.10

Sub Total For LOCATION: ALL 1843.98 535.78 0.00 0.00 1865.57 0 0 514.19

52384.38 91707.72 26596.10 26596.10 49675.19 69157.79 25259.12

Page 2 of 12

2023-02-23 13:13



INVENTORY ANALYSIS - SUMMARY

141

Report For Fiscal Period: FY: 2023 Pd: 5

Purchase Category	Beginning Inventory Value	Receipt Value	In Value Transfer	Out Value Transfer	Ending Inventory Value	Usage Value	Cost %	Waste
-------------------	---------------------------	---------------	-------------------	--------------------	------------------------	-------------	--------	-------

Profit Center: 400251400 - El Campo ISD

Location: El Campo ISD Catering

BAKERY PRODUCTS	31.97	0.00	0.00	0.00	20.45	0	0	11.52
BEVERAGE - BOTTLED	0.00	0.00	0.00	0.00	0.00	0	0	0.00
BEVERAGE - COLD	28.52	58.42	0.00	0.00	54.51	0	0	32.43
BEVERAGE - HOT	0.00	0.00	0.00	0.00	0.00	0	0	0.00
BEVERAGE - OTHER	0.00	0.00	0.00	0.00	0.00	0	0	0.00
CANDY/GUM/MINTS	0.00	0.00	0.00	0.00	0.00	0	0	0.00
CLEANING SUPPLIES	0.00	0.00	0.00	0.00	0.00	0	0	0.00
DAIRY - ICE CREAM	0.00	0.00	0.00	0.00	0.00	0	0	-
DAIRY - MILK & CREAM	0.00	0.00	0.00	0.00	0.00	0	0	0.00
DISPOSABLES	29.99	0.00	0.00	0.00	29.99	0	0	0.00
FREIGHT EXPENSE	226.04	0.00	0.00	0.00	34.29	191.75	93.196	-
GOVERNMENT COMMODITY	0.00	14.00	0.00	0.00	0.00	14.00	6.804	
GROCERIES	0.00	0.00	14815.00	9399.61	6087.21	0	0	-671.82
MEAT, SEAFOOD & PREPARED ENTRE	197.68	349.80	248.40	132.48	393.51	0	0	269.90
MISCELLANEOUS	38.11	0.00	0.00	0.00	12.40	0	0	25.71
PAPER - DISPOSABLES	0.00	0.00	0.00	0.00	0.00	0	0	0.00
PRODUCE	0.00	0.00	0.00	0.00	0.00	0	0	0.00

Handwritten notes:
6087.21
14.00
6.804



INVENTORY ANALYSIS - SUMMARY

142

Report For Fiscal Period: FY: 2023 Pd: 5

Purchase Category	Beginning Inventory Value	Receipt Value	In Value Transfer	Out Value Transfer	Ending Inventory Value	Usage Value	Usage Cost %	Waste
-------------------	---------------------------	---------------	-------------------	--------------------	------------------------	-------------	--------------	-------

SERVICEWARE - DISPOSABLE	6.53	0.00	0.00	0.00	0.00	0	0	6.53
Sub Total For LOCATION: El Campo ISD Catering	0.00	0.00	0.00	0.00	0.00	0	0	0.00
	558.83	422.22	15063.40	9532.09	6632.34	205.75		-325.74



INVENTORY ANALYSIS - SUMMARY

144

Report For Fiscal Period: FY: 2023 Pd: 5

Purchase Category	Beginning Inventory Value	Receipt Value	In Value Transfer	Out Value Transfer	Ending Inventory Value	Usage Value	Usage Cost %	Waste
-------------------	---------------------------	---------------	-------------------	--------------------	------------------------	-------------	--------------	-------

	0.00	33.71	0.00	16.12	0.00	43.65	0.237	-26.06
--	------	-------	------	-------	------	-------	-------	--------

SERVICEWARE - DISPOSABLE

	582.24	243.47	0.00	0.00	583.27	0	0	242.44
--	--------	--------	------	------	--------	---	---	--------

Sub Total For LOCATION: El Campo ISD High School	10136.60	15634.36	2201.73	201.88	12597.44	18433.71		-3260.34
--	----------	----------	---------	--------	----------	----------	--	----------



INVENTORY ANALYSIS - SUMMARY

145

Report For Fiscal Period: Fy: 2023 Pd: 5

Purchase Category	Beginning Inventory Value	Receipt Value	Transfer In Value	Transfer Out Value	Ending Inventory Value	Usage Value	Usage Cost %	Waste
-------------------	---------------------------	---------------	-------------------	--------------------	------------------------	-------------	--------------	-------

Profit Center: 400251400 - El Campo ISD

Location: El Campo ISD Hutchins ES

BAKERY PRODUCTS

BEVERAGE - BOTTLED	698.71	1751.45	0.00	0.00	327.14	1921.50	11.906	201.52
--------------------	--------	---------	------	------	--------	---------	--------	--------

BEVERAGE - COLD

BEVERAGE - COLD	5.21	10.42	0.00	0.00	1.09	0	0	14.55
-----------------	------	-------	------	------	------	---	---	-------

CLEANING SUPPLIES

CLEANING SUPPLIES	498.81	2342.82	0.00	0.00	467.58	2322.81	14.393	51.24
-------------------	--------	---------	------	------	--------	---------	--------	-------

DAIRY - ICE CREAM

DAIRY - ICE CREAM	709.42	20.64	0.00	0.00	563.43	166.63	1.033	-
-------------------	--------	-------	------	------	--------	--------	-------	---

DAIRY - MILK & CREAM

DAIRY - MILK & CREAM	0.00	0.00	0.00	0.00	0.00	0	0	0.00
----------------------	------	------	------	------	------	---	---	------

DISPOSABLES

DISPOSABLES	175.25	5383.23	0.00	0.52	314.20	393.39	2.438	4850.37
-------------	--------	---------	------	------	--------	--------	-------	---------

FREIGHT EXPENSE

FREIGHT EXPENSE	606.21	437.28	15.32	0.00	436.07	622.81	3.859	-
-----------------	--------	--------	-------	------	--------	--------	-------	---

GOVERNMENT COMMODITY

GOVERNMENT COMMODITY	0.00	84.00	0.00	0.00	0.00	84.00	0.520	-
----------------------	------	-------	------	------	------	-------	-------	---

GROCERIES

GROCERIES	261.87	1168.67	2819.26	0.00	781.95	898.08	5.565	2569.76
-----------	--------	---------	---------	------	--------	--------	-------	---------

MEAT, SEAFOOD & PREPARED ENTRE

MEAT, SEAFOOD & PREPARED ENTRE	2235.52	4781.46	142.47	25.09	2373.97	5354.31	33.178	-593.91
--------------------------------	---------	---------	--------	-------	---------	---------	--------	---------

MISCELLANEOUS

MISCELLANEOUS	1077.17	5427.43	120.59	113.56	919.66	3690.37	22.867	1901.60
---------------	---------	---------	--------	--------	--------	---------	--------	---------

PAPER - DISPOSABLES

PAPER - DISPOSABLES	0.00	0.00	0.00	0.00	0.00	0	0	0.00
---------------------	------	------	------	------	------	---	---	------

PRODUCE

PRODUCE	197.96	1321.01	0.00	0.00	167.08	677.70	4.199	674.20
---------	--------	---------	------	------	--------	--------	-------	--------

REPLACEMENTS

REPLACEMENTS	13.50	0.00	0.00	0.00	6.75	6.75	0.042	-
--------------	-------	------	------	------	------	------	-------	---

SERVICEMARE - DISPOSABLE

SERVICEMARE - DISPOSABLE	334.63	79.73	0.00	0.00	275.42	0	0	138.93
--------------------------	--------	-------	------	------	--------	---	---	--------

Sub Total For LOCATION:

Sub Total For LOCATION:	El Campo ISD Hutchins ES	7100.71	24089.53	3097.64	172.73	6824.79	16138.35	11152.01
-------------------------	--------------------------	---------	----------	---------	--------	---------	----------	----------

6042.85



INVENTORY ANALYSIS - SUMMARY

149

Report For Fiscal Period: Fy: 2023 Pd: 5

Purchase Category	Beginning Inventory Value	Receipt Value	In Transfer Value	Out Transfer Value	Ending Inventory Value	Usage Value	Usage Cost %	Waste
-------------------	---------------------------	---------------	-------------------	--------------------	------------------------	-------------	--------------	-------

Profit Center: 400251400 - El Campo ISD

Location: El Campo ISD Middle School

BAKERY PRODUCTS

BEVERAGE - BOTTLED	474.67	1624.32	0.00	55.54	645.59	1313.57	8.794	84.29
--------------------	--------	---------	------	-------	--------	---------	-------	-------

BEVERAGE - COLD

BEVERAGE - COLD	18.24	104.20	0.00	0.00	33.87	0	0	88.57
-----------------	-------	--------	------	------	-------	---	---	-------

BEVERAGE - HOT

BEVERAGE - HOT	450.71	1881.77	0.00	0.00	621.02	1398.50	9.362	312.96
----------------	--------	---------	------	------	--------	---------	-------	--------

CLEANING SUPPLIES

CLEANING SUPPLIES	0.00	0.00	0.00	0.00	0.00	0	0	0.00
-------------------	------	------	------	------	------	---	---	------

DAIRY - ICE CREAM

DAIRY - ICE CREAM	458.82	228.89	0.00	0.00	503.56	184.14	1.233	-
-------------------	--------	--------	------	------	--------	--------	-------	---

DAIRY - MILK & CREAM

DAIRY - MILK & CREAM	0.00	0.00	0.00	0.00	0.00	0	0	0.00
----------------------	------	------	------	------	------	---	---	------

DISPOSABLES

DISPOSABLES	247.35	2679.98	13.12	0.00	417.97	458.85	3.072	2063.64
-------------	--------	---------	-------	------	--------	--------	-------	---------

EQUIPMENT

EQUIPMENT	563.30	300.33	0.00	0.00	506.43	357.20	2.391	-
-----------	--------	--------	------	------	--------	--------	-------	---

FREIGHT EXPENSE

FREIGHT EXPENSE	0.00	0.00	0.00	0.00	0.00	0.00	0	-
-----------------	------	------	------	------	------	------	---	---

GOVERNMENT COMMODITY

GOVERNMENT COMMODITY	0.00	84.00	0.00	0.00	0.00	84.00	0.562	-
----------------------	------	-------	------	------	------	-------	-------	---

GROCERIES

GROCERIES	420.67	1046.44	2019.04	4.16	1518.64	437.98	2.932	1525.37
-----------	--------	---------	---------	------	---------	--------	-------	---------

MEAT, SEAFOOD & PREPARED ENTRE

MEAT, SEAFOOD & PREPARED ENTRE	2947.21	6611.09	223.18	59.69	3345.07	4658.29	31.185	1718.43
--------------------------------	---------	---------	--------	-------	---------	---------	--------	---------

MISCELLANEOUS

MISCELLANEOUS	2140.55	7330.25	0.00	217.58	2850.96	5672.33	37.973	729.94
---------------	---------	---------	------	--------	---------	---------	--------	--------

PAPER - DISPOSABLES

PAPER - DISPOSABLES	0.00	0.00	0.00	0.00	0.00	0	0	0.00
---------------------	------	------	------	------	------	---	---	------

PRODUCE

PRODUCE	496.17	1123.32	33.56	0.00	442.81	0	0	1210.25
---------	--------	---------	-------	------	--------	---	---	---------

REPLACEMENTS

REPLACEMENTS	77.31	716.02	0.64	7.80	211.99	325.70	2.180	248.48
--------------	-------	--------	------	------	--------	--------	-------	--------

9870.11



INVENTORY ANALYSIS - SUMMARY

Report For Fiscal Period: FY: 2023 Pd: 5

Purchase Category	Beginning Inventory Value	Receipt Value	Transfer In Value	Transfer Out Value	Ending Inventory Value	Usage Value	Usage Cost %	Waste
SALTY SNACKS	0.00	0.00	0.00	0.00	0.00	0.00	0	-
SERVICEWARE - DISPOSABLE	0.00	105.23	16.12	0.00	0.00	47.19	0.316	74.16
Sub Total For LOCATION: EI Campo ISD Middle School	214.35	96.21	0.00	0.00	290.84	0	0	19.71
	8509.35	23932.05	2305.66	344.77	11388.75	14937.76		8075.78



INVENTORY ANALYSIS - SUMMARY

148

Report For Fiscal Period: Fy: 2023 Pd: 5

Purchase Category	Beginning Inventory Value	Receipt Value	In Value Transfer	Out Value Transfer	Ending Inventory Value	Usage Value	Usage Cost %	Waste
-------------------	---------------------------	---------------	-------------------	--------------------	------------------------	-------------	--------------	-------

Profit Center: 400251400 - El Campo ISD

Location: El Campo ISD Myatt ES

Handwritten: 4/12/23

BAKERY PRODUCTS	261.37	925.49	75.21	0.00	204.85	1049.83	12.768	7.39
BEVERAGE - BOTTLED	3.04	0.00	0.00	0.00	0.87	0	0	2.17
BEVERAGE - COLD	193.21	471.13	0.00	0.00	58.07	515.98	6.275	90.30
CLEANING SUPPLIES	202.40	153.23	0.00	0.00	348.47	7.15	0.087	-
DAIRY - MILK & CREAM	132.08	2662.67	0.00	13.66	419.60	703.90	8.561	1657.60
DISPOSABLES	536.99	442.62	0.00	15.32	547.30	417.00	5.071	-
FREIGHT EXPENSE	0.00	84.00	0.00	0.00	0.00	84.00	1.022	-
GENERAL MERCHANDISE/SEASONAL	0.00	0.00	0.00	0.00	0.00	0	0	0.00
GOVERNMENT COMMODITY	302.17	382.11	1619.90	433.79	710.49	533.26	6.485	626.65
GROCERIES	1728.13	2456.71	57.76	3.00	1625.43	2692.29	32.743	-78.11
MEAT, SEAFOOD & PREPARED ENTRE	531.31	2563.54	94.43	63.76	319.95	1691.97	20.577	1113.60
MISCELLANEOUS	0.00	0.00	0.00	0.00	0.00	0	0	0.00
PAPER - DISPOSABLES	393.54	1057.03	0.00	0.00	448.71	0	0	1001.86
PRODUCE	224.66	1107.04	0.00	0.00	367.56	527.14	6.411	437.01
REPLACEMENTS	0.00	0.00	0.00	0.00	0.00	0.00	0	-
SERVICEWARE - DISPOSABLE	303.75	58.30	0.00	0.00	301.62	0	0	60.43
Sub Total For LOCATION: El Campo ISD Myatt ES	4812.65	12363.87	1847.30	529.53	5352.90	6222.50		4918.88



INVENTORY ANALYSIS - SUMMARY

Report For Fiscal Period: Fy: 2023 Pd: 5

Purchase Category	Beginning Inventory Value	Receipt Value	Transfer In Value	Transfer Out Value	Ending Inventory Value	Usage Value	Usage Cost %	Waste
-------------------	---------------------------	---------------	-------------------	--------------------	------------------------	-------------	--------------	-------

Profit Center: 400251400 - El Campo ISD

Location: El Campo ISD Northside ES

BAKERY PRODUCTS

BEVERAGE - BOTTLED	215.12	1470.83	14.40	19.67	481.66	213.97	10.820	-14.94
--------------------	--------	---------	-------	-------	--------	--------	--------	--------

BEVERAGE - COLD	20.84	10.42	0.00	0.00	9.12	0	0	22.14
-----------------	-------	-------	------	------	------	---	---	-------

CANDY/GUM/MINTS	333.09	1340.11	0.00	0.00	136.08	1462.12	13.032	75.00
-----------------	--------	---------	------	------	--------	---------	--------	-------

CLEANING SUPPLIES	0.00	0.00	0.00	0.00	0.00	0.00	0	0.00
-------------------	------	------	------	------	------	------	---	------

DAIRY - MILK & CREAM	0.00	69.59	0.00	0.00	0.00	69.59	0.620	-
----------------------	------	-------	------	------	------	-------	-------	---

DISPOSABLES	351.79	2354.86	36.62	45.64	198.95	304.18	2.711	2194.50
-------------	--------	---------	-------	-------	--------	--------	-------	---------

FREIGHT EXPENSE	988.13	307.01	0.00	0.00	707.20	587.95	5.240	707.20
-----------------	--------	--------	------	------	--------	--------	-------	--------

GOVERNMENT COMMODITY	0.00	70.00	0.00	0.00	0.00	70.00	0.624	-
----------------------	------	-------	------	------	------	-------	-------	---

GROCERIES	15439.02	803.82	1728.78	15147.96	614.12	864.50	7.705	1345.04
-----------	----------	--------	---------	----------	--------	--------	-------	---------

MEAT, SEAFOOD & PREPARED ENTRE	2036.88	3408.93	60.72	560.31	2479.04	3499.76	31.193	-1032.55
--------------------------------	---------	---------	-------	--------	---------	---------	--------	----------

MISCELLANEOUS	847.65	3303.55	239.31	41.52	990.87	2723.87	24.277	634.26
---------------	--------	---------	--------	-------	--------	---------	--------	--------

PAPER - DISPOSABLES	40.50	0.00	0.00	0.00	28.35	0	0	12.15
---------------------	-------	------	------	------	-------	---	---	-------

PRODUCE	424.40	1084.12	0.00	0.00	746.46	0	0	762.07
---------	--------	---------	------	------	--------	---	---	--------

REPLACEMENTS	159.80	984.38	0.54	0.00	72.75	423.78	3.777	648.19
--------------	--------	--------	------	------	-------	--------	-------	--------

SALTY SNACKS	0.00	0.00	0.00	0.00	0.00	0.00	0	0.00
--------------	------	------	------	------	------	------	---	------

SERVICEWARE - DISPOSABLE	0.00	0.00	0.00	0.00	0.00	0.00	0	0.00
--------------------------	------	------	------	------	------	------	---	------



INVENTORY ANALYSIS - SUMMARY

Report For Fiscal Period: Fy: 2023 Pd: 5

Purchase Category	Beginning Inventory Value	Receipt Value	In Value Transfer	Out Value Transfer	Ending Inventory Value	Usage Value	Usage Cost %	Waste
Sub Total For LOCATION: EI Campo ISD Northside ES	409.01	58.07	0.00	0.00	414.41	0	0	52.67
Sub Total For LOCATION: EI Campo ISD Northside ES	21266.25	15265.69	2080.37	15815.10	6878.98	11219.71		4698.52
Sub Total For PROFIT CENTER: 400251400 - EI Campo ISD	52384.38	91707.72	26596.10	26596.10	49675.19	69157.79		25259.12
Sub Total For PROFIT CENTER: 400251400 - EI Campo ISD	52384.38	91707.72	26596.10	26596.10	49675.19	69157.79		25259.12

6878.98

6234.54

2800 140520

School Year 2021-2022

El Campo ISD

07/01/2021-06/30/2022

Commodity Breakdown

Total Entitlement	\$198,545.92
Commodities Received	
Brown box	\$100,259.57 Brown Box
DOD Received	\$34,127.38 Fruits/Vegetables
Processing USED/received	\$23,598.07 Processor Link \$22,414.00 K12 Foodservice
Commodities remaining	\$18,146.90
Total Commodities	\$198,545.92

Food Distribution Program

Contracting Entities | Reports | Security

Programs | Year | Help | Log Out

Reports > Weekly Commodity Bulletin > Weekly Commodity Bulletin >

Program Year: 2021 - 2022

Weekly Commodity Bulletin

Texas Department of Agriculture
Food Distribution Program

Program Year: 2021 - 2022

Program: NSLP

Contracting Entity - EL CAMPO ISD	Warehouse - GOLD STAR FOODS-HOUSTON-DRY
Nicholas Hockstra 2610 Meadow Ln El Campo TX 77437 (979) 543-4262 (979) 543-6063 nhockstra@ricebirds.net	Savanna Powers 10600 Telge Rd, Suite 250 Houston TX 77095 (909) 212-7561 (530) 295-7055

Account Status

Program Year 2022 Entitlement	Entitlement Usage	Entitlement Balance
Beginning Entitlement: \$198,545.92	Processing Reserved - Used: \$70,483.78	Available Entitlement: \$198,545.92
Rollover Entitlement: \$0.00	Processing Reserved - Remaining: \$1,516.22	Entitlement Used: (\$197,748.14)
Total Available: \$198,545.92	DoD Fresh Deduction: \$34,128.00	*Unfilled Requests: \$0.00
	Entitlement Allocations: \$91,620.14	**Admin Adjustments: \$0.00
	Total Entitlement Used: \$197,748.14	Entitlement Remaining: \$797.78
	Bonus Allocations: \$0.00	
	USDA Food Allocations at No Charge: \$8,639.43	
	Total Value of USDA Foods Assistance: \$206,387.57	

* Unfilled Requests include Regular USDA Foods and FTS products not yet allocated.
** Admin Adjustments will be identified as ADJ in contract entitlement usage screens.

Summary of Commodities in the Warehouse

Item Number	Commodity Description	PackSize	Storage Type	Total Units
100206	APPLE SLICES CAN-6/10	6/#10 CAN	Dry	20
110361	APPLESAUCE CUP 96/4.5 OZ.-SHELF STB	96 / 4.5 OZ.	Dry	66
110541	APPLESAUCE UNSWEETENED CAN 6/10	CAN 6/#10	Dry	46
100307	BEANS GREEN CAN-6/10	6/#10 CAN	Dry	45
100309	CARROTS CAN-6/10	6/#10 CAN	Dry	14
110723	CRANBERRIES DRIED INDIV. PORTION	PKG 300/1.16 OZ	Dry	121
100212	MIXED FRUIT EX LT CAN-6/10	6/#10 CAN	Dry	48
100220	PEACHES CLING DICED EX LT CAN-6/10	6/#10 CAN	Dry	105
100219	PEACHES CLING SLICES EX LT CAN-6/10	6/#10 CAN	Dry	22
100225	PEARS DICED EX LT CAN-6/10	6/#10 CAN	Dry	135
100329	TOMATO DICED CAN-6/10	6/#10 CAN	Dry	40

Summary of Commodities by Storage Type

Free Storage
Contracting Entity pay no storage fees for products listed in this section. (45 days or fewer since allocation date)

Allocation Date	Item Number	Commodity Description	Commodity Type	Year	Cost	Remaining
01/24/2023	100219	PEACHES CLING SLICES EX LT CAN-6/10	E	2023	\$81.44	2
01/24/2023	100212	MIXED FRUIT EX LT CAN-6/10	E	2023	\$773.64	18
01/31/2023	100307	BEANS GREEN CAN-6/10	E	2023	\$317.59	13
01/31/2023	110361	APPLESAUCE CUP 96/4.5 OZ.-SHELF STB	E	2023	\$539.70	14
02/14/2023	100309	CARROTS CAN-6/10	E	2023	\$376.04	14
02/14/2023	100220	PEACHES CLING DICED EX LT CAN-6/10	E	2023	\$1,107.81	27
02/23/2023	110723	CRANBERRIES DRIED INDIV. PORTION	E	2023	\$2,896.80	40

Short Term Storage

Contracting Entity pay storage fees for products listed in this section.
(46 through 180 days since allocation date)

Allocation Date	Item Number	Commodity Description	Commodity Type	Year	Cost	Remaining
09/06/2022	110723	CRANBERRIES DRIED INDIV. PORTION	B	2023	\$869.16	12
09/08/2022	110723	CRANBERRIES DRIED INDIV. PORTION	B	2023	\$941.59	13
09/13/2022	110723	CRANBERRIES DRIED INDIV. PORTION	B	2023	\$869.16	12
09/22/2022	110723	CRANBERRIES DRIED INDIV. PORTION	E	2023	\$362.15	5
09/27/2022	110541	APPLESAUCE UNSWEETENED CAN 6/10	B	2023	\$415.36	11
10/11/2022	100225	PEARS DICED EX LT CAN-6/10	E	2023	\$115.05	3
11/22/2022	100307	BEANS GREEN CAN-6/10	E	2023	\$518.32	22
11/22/2022	100329	TOMATO DICED CAN-6/10	E	2023	\$1,032.80	40
11/22/2022	100212	MIXED FRUIT EX LT CAN-6/10	E	2023	\$128.79	3
12/06/2022	100220	PEACHES CLING DICED EX LT CAN-6/10	E	2023	\$322.96	8
12/06/2022	100225	PEARS DICED EX LT CAN-6/10	E	2023	\$1,473.64	38
12/06/2022	100212	MIXED FRUIT EX LT CAN-6/10	E	2023	\$515.16	12
12/13/2022	100220	PEACHES CLING DICED EX LT CAN-6/10	E	2023	\$652.32	16
12/13/2022	110723	CRANBERRIES DRIED INDIV. PORTION	E	2023	\$1,087.65	15
01/11/2023	100219	PEACHES CLING SLICES EX LT CAN-6/10	E	2023	\$202.80	5
01/11/2023	100220	PEACHES CLING DICED EX LT CAN-6/10	E	2023	\$1,591.98	39
01/11/2023	100225	PEARS DICED EX LT CAN-6/10	E	2023	\$2,735.85	69

Long Term Storage

Contract Entities pay storage fees for products listed in this section.
(181 days or more since allocation date)

Allocation Date	Item Number	Commodity Description	Commodity Type	Year	Cost	Remaining
08/16/2022	110541	APPLESAUCE UNSWEETENED CAN 6/10	B	2023	\$188.80	5
08/18/2022	110723	CRANBERRIES DRIED INDIV. PORTION	B	2023	\$289.72	4

Statement of Commodities Allocated

Texas Department of Agriculture
Food Distribution Program

Warehouse: All Warehouses

Program Year: 2021 - 2022

All Dates

Program: NSLP

Contracting Entity: 01127 - EL CAMPO ISD

County: WHARTON

<u>Entitlement Commodities</u>	<u>Commodity</u>	<u>Units Allocated</u>	<u>USDA Value</u>
110361	APPLESAUCE CUP 96/4.5 OZ.-SHELF STB	100	\$2,515.65
100261	APRICOTS FROZEN CUP 96/4.5 OZ	40	\$1,630.80
100351	BEANS GREEN FRZ CTN-30 LB	27	\$546.35
100365	BEANS PINTO CAN-6/10	30	\$554.15
100362	BEANS REFRIED CAN-6/10	15	\$467.34
100364	BEANS VEGETARIAN LOW SODIUM CAN	20	\$389.72
100158	BEEF FINE GRND FRZ-LFT FREE-40 LB	186	\$26,650.23
110711	BEEF PATTY COOKED 2.0 M/MA 40 LB	56	\$12,363.14
110349	BEEF, 100% PATTY 85/15 2.0MMA, FRZN	30	\$5,361.36
110346	BEEF, 100% PATTY 90/10 2.0MMA, FRZN	23	\$4,038.80
110473	BROCCOLI FLORETS FROZEN CTN 30 LB	14	\$646.80
100352	CARROTS SLICED NO SALT FRZ 30 LB	25	\$432.33
110396	CHEESE STICKS STRING MOZZ 360/1 oz	9	\$491.10
100101	CHICKEN DICED CTN-40 LB	66	\$6,782.45
100348	CORN FRZ CTN-30 LB	38	\$701.27
110723	CRANBERRIES DRIED INDIV. PORTION	50	\$3,208.90
110931	EGG PATTY ROUND FRZ CTN 25 LB	5	\$243.75
110859	MIXED BERRY FRZ CUPS-96/4 oz.	125	\$5,061.23
110393	PANCAKES WW FRZ-144 CT	20	\$249.20
100241	PEACH FSTONE DICD FRZ CUP-96/4.4 OZ	91	\$3,535.44
100188	PORK HAM CUBED-FRZ-4/10 OR 8/5LB	10	\$1,217.90
100187	PORK HAM WATERAD SLC FRZ PKG-8/5 LB	45	\$4,518.00
100357	POTATOES OVEN FRY PKG-6/5 LB	17	\$326.40
100355	POTATOES WEDGE FRZ PKG-6/5 LB	20	\$420.00
100293	RAISINS BOX-144/1.33 OZ	18	\$415.80
100336	SPAGHETTI SAUCE CAN MTLs 6/10	8	\$155.84

Statement of Commodities Allocated

Warehouse:

Program Year:

Program:

Contracting Entity: 01127 - EL CAMPO ISD

County: WHARTON

	<u>Commodity</u>	<u>Units Allocated</u>	<u>USDA Value</u>
100256	STRAWBERRY FRZ CUP-96/4.5 OZ	84	\$4,320.15
100329	TOMATO DICED CAN-6/10	10	\$195.10
110554	TURKEY BREAST DELI SLICED FRZN 8/5	46	\$6,164.80
110910	TURKEY BREAST SMKD SLC FRZ PKG-8/5	40	\$5,765.17
100125	TURKEY ROASTS FRZ CTN-32-48 LB	7	\$890.40
	Total Entitlement Commodities	1,275	\$100,259.57
	Totals for 01127 - EL CAMPO ISD	1,275	\$100,259.57

DOD

File 1 of 1 100%

Group Tree
FFAVS906C - BUDGET DOLLARS FOR

2021-2022

	<u>Customer Code</u>	<u>Customer Name</u>	<u>Federal Dollars</u>	<u>Federal Spent Funds</u>	<u>Federal Balance</u>	<u>Stat</u>
SD			34,128.00	34,127.38	0.62	
SD	YT1123	NORTHSIDE ELEMENTARY	0.00	6,531.63	0.00	
SD	YTXY25	EL CAMPO HIGH	0.00	5,611.94	0.00	
SD	YTXY26	EL CAMPO MIDDLE	0.00	8,303.30	0.00	
SD	YTXY27	HUTCHINS ELEMENTARY	0.00	11,511.24	0.00	
SD	YTXY28	MYATT ELEMENTARY	0.00	2,169.27	0.00	


01127 - EL CAMPO ISD (TX)

COOP: TEXAS PURCHASING CONSORTIUM Mgmt Co: ARAMARK

Error! You are viewing information for school year [2021-22], which is NOT the current school year!

Commodity Summary

	Pounds	Dollars
Total	28,061	\$ 22,416
Used	28,061	\$ 22,414
Balance	0	\$ 2



🏠 EI CamPO ISD (TX-01127)
 El Campo, Texas, SY 2021-2022



Click to plan School Year 2023-2024 USDA Foods Diversions through the ProcessorLink Calculator Service

Donated Food Bank Summary

Current par: 31%

Verify Transactions

Manufacturer	Commodity	Material Nbr	Balance (%)	Balance (lbs)
High Liner Foods (USA), Inc.	Fish AK Pck Frz	110601	0%	0.00
Land O'Lakes	Cheese Barrel 500	110242	0%	0.00
McCain Foods USA, Inc.	Potatoes, Bulk	100506	0%	0.00
	Swt Potato Blk Procc	100980	0%	0.00
Rich Products Corporation	Flour Bread Bulk	100912	0%	0.00
	Mozzarella Unfrz	110244	0%	0.00
Schwan's Food Service, Inc.	Tomato Paste Bulk 2	100332	0%	0.00
	Bhw Bulk Unbl	100418	0%	0.00
	Mozzarella Unfrz	110244	0%	0.00

Month	Correct	Incorrect	Not Verified
July	0	0	1
August	0	0	116
September	0	0	110
October	0	0	139
November	0	0	98
December	0	0	68
January	0	0	97
February	0	0	95
March	0	0	88
April	0	0	101
May	0	0	31
June	0	0	0

Any balance surplus not meeting par is shown an orange portion in the Balance (%) column. Par is the target percentage balance that each donated food account should equal today based on a school year beginning August 1st and ending May 31st.

W=White Meat. D=Dark Meat. GMR=Guaranteed Minimum Return.

Total Entitlement Utilized

\$23,598.07

through ProcessorLink™ manufacturers

CERTIFICATION
REGARDING DEBARMENT, SUSPENSION, INELIGIBILITY AND VOLUNTARY
EXCLUSION FOR COVERED CONTRACTS

Name of Business (Contractor) Aramark Educational Services, LLC	Vendor ID No. or Social Security No. 23-1354443
---	---

(1) The prospective contractor certifies to the best of its knowledge and belief that it and its principals:

(a) Are not presently debarred, suspended, proposed for disbarment, declared ineligible, or voluntarily excluded from covered transactions by any Federal department or agency;

(b) Have not within a three-year period preceding this application been convicted of or had a civil judgment rendered against them for commission of fraud or a criminal offense in connection with obtaining, attempting to obtain, or performing a public (Federal, State, or local) transaction or contract under a public transaction; violation of Federal or State antitrust statutes or commission of embezzlement, theft, forgery, bribery, falsification or destruction of records, making false statements, or receiving stolen property;

(c) Are not presently indicted for or otherwise criminally or civilly charged by a governmental entity (Federal, State, or local) with commission of any of the offenses enumerated in paragraph (1)(b) of this certification; and

(d) Have not within a three-year period preceding this application had one or more public transactions (Federal, State, or local) terminated for cause or default.

(2) Where the prospective contractor is unable to certify to any of the statements in this certification, such prospective contractor shall attach an explanation to this proposal.

David Parsonage
Signature of Contractor Representative

1/6/23
Date

David Parsonage
Printed/Typed Name of
Contractor Representative

Regional Vice President
Printed/Typed Title of
Contractor Representative

PROCUREMENT Certification

Regarding Lobbying

Applicable to Grants, Sub-grants, Cooperative Agreements, and Contracts Exceeding \$100,000 in Federal funds. Contractors that apply or bid for such an award must file the required certification.

Submission of this certification is a prerequisite for making or entering into this transaction and is imposed by Title 31, § 1352 U.S. Code. This certification is a material representation of fact upon which reliance was placed when this transaction was made or entered into. Any person who fails to file the required certification shall be subject to a civil penalty of not less than \$10,000 and not more than \$100,000 for each such failure.

The undersigned certifies, to the best of his or her knowledge and belief, that:

- (1) No Federal appropriated funds have been paid or will be paid by or on behalf of the undersigned, to any person for influencing or attempting to influence an officer or employee of any agency, a Member of Congress, an officer or employee of Congress, an employee of a Member of Congress, or any Board Member, officer, or employee of Aramark Educational Services, LLC (FSMC) in connection with the awarding of a Federal contract, the making of a Federal grant, the making of a Federal loan, the entering into a cooperative agreement, and the extension, continuation, renewal, amendment, or modification of a Federal contract, grant, loan, or cooperative agreement.
- (2) If any funds other than Federally appropriated funds have been paid or will be paid to any person for influencing or attempting to influence an officer or employee of any agency, a Member of Congress, an officer or employee of Congress, an employee of a Member of Congress, or any Board Member, officer, or employee of Aramark Educational Services, LLC (FSMC) in connection with this Federal grant or cooperative agreement, the undersigned shall complete and submit Standard Form-LLL, "Disclosure Form to Report Lobbying", in accordance with its instructions.

The undersigned shall require that the language of this certification is included in the award documents for all covered sub-awards exceeding \$100,000 in Federal funds at all appropriate tiers and that all sub-recipients shall certify and disclose accordingly.

[To be completed by the FSMC when proposal submitted]

Aramark Educational Services, LLC / 2400 Market St., Philadel
Name and Address of Organization

David Parsonage / Regional Vice President
Name/Title of Submitting Official

David Parsonage
Signature

1/6/23
Date

PROCUREMENT

DISCLOSURE OF LOBBYING ACTIVITIES

Complete this form to disclose lobbying activities pursuant to 31 U.S.C. 1352
(See Reverse for public burden disclosure.)

<p>1. Type of Federal Action:</p> <p><input type="checkbox"/> a. contract <input type="checkbox"/> b. grant <input type="checkbox"/> c. cooperative agreement <input type="checkbox"/> d. loan <input type="checkbox"/> e. loan guarantee <input type="checkbox"/> f. loan insurance</p>	<p>2. Status of Federal Action:</p> <p><input type="checkbox"/> a. bid/offer/application <input type="checkbox"/> b. initial award <input type="checkbox"/> c. post-award</p>	<p>3. Report Type:</p> <p><input type="checkbox"/> a. initial filing <input type="checkbox"/> b. material change</p> <p>For Material Change Only: year _____ quarter _____ date of last report _____</p>
<p>4. Name and Address of Reporting Entity:</p> <p><input type="checkbox"/> Prime <input type="checkbox"/> Subawardee Tier _____, if known:</p> <p>Congressional District, if known:</p>		<p>5. If Reporting Entity in No. 4 is a Subawardee, Enter Name and Address of Prime:</p> <p>Congressional District, if known:</p>
<p>6. Federal Department/Agency:</p>	<p>7. Federal Program Name/Description:</p> <p>CFDA Number, if applicable:</p>	
<p>8. Federal Action Number, if known:</p>	<p>9. Award Amount, if known:</p> <p>\$ _____</p>	
<p>10. a. Name and Address of Lobbying Registrant (If individual, last name, first name, MI):</p>	<p>b. Individuals Performing Services (Including address if different from No. 10a) (last name, first name, MI):</p>	
<p>11. Information requested through this form is authorized by title 31 U.S.C. section 1352. This disclosure of lobbying activities is a material representation of fact upon which reliance was placed by the tier above when this transaction was made or entered into. This disclosure is required pursuant to 31 U.S.C. 1352. This information will be reported to the Congress semi-annually and will be available for public inspection. Any person who fails to file the required disclosure shall be subject to a civil penalty of not less that \$10,000 and not more than \$100,000 for each such failure.</p>	<p>Signature: <u>Dave Parsonage</u></p> <p>Print Name: <u>DParsonage</u></p> <p>Title: <u>Regional Vice President</u></p> <p>Telephone No.: <u>(215) 238-3000</u> Date: <u>1/6/23</u></p>	
<p>Federal Use Only:</p>		<p>Authorized for Local Reproduction Standard Form LLL (Rev. 7-97)</p>

PROCUREMENT

INSTRUCTIONS FOR COMPLETION OF SF-LLL, DISCLOSURE OF LOBBYING ACTIVITIES

This disclosure form shall be completed by the reporting entity, whether subawardee or prime Federal recipient, at the initiation or receipt of a covered Federal action, or a material change to a previous filing pursuant to title 31 U.S.C. section 1352. The filing of a form is required for each payment or agreement to make payment to any lobbying entity for influencing or attempting to influence an officer or employee of any agency, a Member of Congress, an officer or employee of Congress, or an employee of a Member of Congress in connection with a covered Federal action. Complete all items that apply for both the initial filing and material change report. Refer to the implementing guidance published by the Office of Management and Budget for additional information.

1. Identify the type of covered Federal action for which lobbying activity is and/or has been secured to influence the outcome of a covered Federal action.
2. Identify the status of the covered Federal action.
3. Identify the appropriate classification of this report. If this a followup report caused by a material change to the information previously reported, enter the year and quarter in which the change occurred, Enter the date of the last previously submitted report by this reporting entity for this covered Federal action.
4. Enter the full name, address, city, State and zip code of the reporting entity. Include Congressional District, if known. Check the appropriate classification of the reporting entity that designates if it is, or expects to be a prime or subaward receipt. Identify the tier of the subawardee, e.g., the first subawardee of the prime is the 1st tier. Subawards include but are not limited to subcontracts, subgrants and contract awards under grants.
5. If the organization filing the report in item 4 checks: "Subawardee," then enter the full name, address, city, State and zip code of the prime Federal recipient. Include Congressional District, if known.
6. Enter the name of the Federal agency making the award or loan commitment. Include at least one organizational level below agency name, if known. For example, Department of Transportation, United States Coast Guard.
7. Enter the Federal program name or description for the covered Federal action (Item 1). If known, enter the full Catalog of Federal Domestic Assistance (CFDA) number for grants, cooperative agreements, loans and loan commitments.
8. Enter the most appropriate Federal identifying number available for the Federal action identified in Item 1 (e.g., Request for Proposal (RFP) number; Invitation for bid (IFB) number; grant announcement number; the contract, grant, or loan award number; the application/proposal control number assigned by the Federal agency). Include prefixes, e.g. "RFP-DE-90-001."
9. For a covered Federal action where there has been an award or loan commitment by the Federal agency, enter the Federal amount of the award/loan commitment for the prime entity identified in Item 4 or 5.
10. (a) Enter the full name, address, city, State and zip code of the lobbying registrant under the Lobbying Disclosure Act of 1995 engaged by the reporting entity identified in Item 4 to influence the covered Federal action.

(b) Enter the full names of the individual(s) performing services, and include full address if different from 10 (a). Enter Last Name, First Name and Middle Initial (MI).
11. Certifying official shall sign and date the form, print his/her name, title and telephone number.

According to the Paperwork Reduction Act, as amended, no persons are required to respond to a collection of information unless it displays a valid OMB Control Number. The valid OMB control number for this information collection is OMB No. 0348-0046. Public reporting burden for this collection of information is estimated to average 10 minutes per response, including time for reviewing instructions, searching existing data sources, gathering and maintaining the data needed, and completing and reviewing the collection of information. Send comments regarding the burden estimate or any other aspect of this collection of information, including suggestions for reducing this burden, to the Office of Management and Budget, Paperwork Reduction Project (0348-0046), Washington, DC 20503.

CERTIFICATION
REGARDING DEBARMENT, SUSPENSION, INELIGIBILITY AND VOLUNTARY
EXCLUSION FOR COVERED CONTRACTS

DEFINITIONS

Covered Contracts/Subcontract

(1) Any nonprocurement transaction which involves federal funds (regardless of amount), including such arrangements as a sub-grant, for example, between TDA and another entity or the Contracting Entity and another entity.

(2) Any procurement contract for goods or services between a participant and a person, regardless of type, expected to equal or exceed the federal procurement small purchase threshold fixed at 10 U.S.C. 2304(g) and 41 U.S.C. 3305 (currently \$50,000) under a grant or sub-grant.

(3) Any procurement contract for goods or services between a participant and a person under a covered grant, sub-grant, contract or subcontract, regardless of amount, under which that person will have a critical influence on or substantive control over that covered transaction, including

- a. Consultant.
- b. Principal investigators.
- c. Providers of audit services required by the TDA or federal funding source.
- d. Researchers.

Debarment - An action taken by a debarring official in accordance with 2 CFR Part 417, 48 CFR Part 1, or equivalent federal regulations, to exclude a person from participating in covered contracts. A person so excluded is "debarred".

Grant - An award of financial assistance, including cooperative agreements, or contracts or subcontracts for goods or services entered into to carry out an award of financial assistance. A grant may be in the form of money, or property in lieu of money, to an eligible grantee, sub-grantee or sub-recipient.

Ineligible - a person that is prohibited from entering into a covered contract or subcontract because of an exclusion or disqualification.

Participant - any person who submits a proposal for or who enters into a covered contract or subcontract, including an agent or representative of a participant.

Person - Any individual, corporation, partnership, association, unit of government, or legal entity, however organized.

Principal - An officer, director, owner, partner, principal investigator, or other person within a participant with management or supervisory responsibilities related to a covered transaction; or a consultant or other person, whether or not employed by the participant or paid with Federal funds, who— (i) is in a position to handle Federal funds, or (ii) is in a position to influence or control the use of those funds, or (iii) occupies a technical or professional position capable of substantially influencing the development or outcome of an activity required to perform the covered transaction.

Proposal - A solicited or unsolicited bid, application, request, invitation to consider or similar communication by or on behalf of a person seeking to receive a covered contract.

Suspension - An action taken by a suspending official in accordance with 2 CFR Part 471, 48 CFR Part 1, or equivalent federal regulations that immediately excludes a person from participating in covered contracts for a temporary period, pending completion of an investigation and any judicial or administrative proceedings that may ensue. A person so excluded is "suspended".

Voluntary exclusion - A status of nonparticipation or limited participation in a covered contract or subcontract assumed by a person under the terms of a settlement between the person and one or more agencies. Voluntary exclusion must have government wide effect.

Voluntarily excluded - The status of a person who has agreed to a voluntary exclusion.

ANTI-COLLUSION AFFIDAVIT

STATE OF Commonwealth of Pennsylvania

COUNTY OF Philadelphia)


David Parsonage, of lawful age, being first sworn on oath say, that he/she is the agent authorized by the bidder to submit the attached bid. Affiant further states that the bidder has not been a party to any collusion among bidders in restraint of freedom of competition by agreement to bid at a fixed price or to refrain from bidding; or with any state official or employees to quantity, quality, or price in the prospective contract, or any other terms of said prospective official concerning exchange of money or other thing of value for special consideration in the letting of contract; that the bidder/contractor had not paid, given or donated, or agreed to pay, give or donate to any officer or employee either directly or indirectly in the procuring of the award of a contact pursuant to this bid.

David Parsonage
Signed

Subscribed and sworn before me this 6th day of January, 2023.

Notary Public (or Clerk or Judge) Samantha Brodie

My commission expires 06/30/2026



Action Item

Agenda: Curriculum	Approval of a purchase costing \$25,000 or more
Summary	<p>Purchasing Authority - Any single, budgeted purchase of goods or services that costs \$25,000 or more, regardless of whether the goods or services are competitively purchased, shall require Board approval before a transaction may take place.</p> <p>Amplify ELAR Texas has been built on state standards and the Science of Reading, in tight alignment with structured literacy concepts taught in the Texas Reading Academies. The program is designed to meet 100% of Texas Essential Knowledge and Skills (TEKS) in English Language Proficiency Standards (ELPS) in K–5 and is available to cover Spanish Language Arts Reading (SLAR) and English as a Second Language standards. We are recommending implementation in 3 kindergarten classrooms, and all 1st, 2nd, and 3rd grade classrooms.</p>
ECISD Board Policy	CH (LOCAL) PURCHASING AND ACQUISITION
Effective Date	March 27, 2024
Previous Board Action	None
Future Action Expected	Amplify would become the ELAR Tier 1 curriculum replacing HMH and Really Great Reading.
Background Information	Amplify is on the TEA High Quality Instructional Materials list.
Fiscal Impact	\$191,869.56 - Title I, Title IV, and Early Ed Funds
Attachments	Amplify Quote
Contact Person(s)	Alicia Stary, Asst. Superintendent
Action Required	Approval of Quote for Amplify
Superintendent's Recommendation	<p>I recommend you approve the Quote for Amplify.</p> <p>Bob Callaghan, Superintendent</p>



Price Quote

Amplify

55 Washington Street, Suite 800
 Brooklyn, NY 11201
 Phone: (800) 823-1969
 Fax: (646) 403-4700

Quote #: Q-348535-1
 Date: 2/29/2024
 Expires On: 3/30/2024

Customer Contact Information

Alicia Stary
 El Campo Ind School District
 (979) 543-6771
 astary@ricebirds.net

Amplify Contact Information

Hector Gomez
 Account Executive - S. Texas
 hgomez@amplify.com

Grade K

PRODUCT	PRICE	QUANTITY FREE	QUANTITY CHARGE	TOTAL DISCOUNT	TOTAL PRICE
Amplify ELAR Texas GK Complete Teacher Kit - 1yr (2024-2025)	\$1,400.00	3	0	\$4,200.00	\$0.00
Amplify ELAR Texas GK Complete Student Kit - 1yr (2024-2025)	\$185.00	0	132	\$0.00	\$24,420.00
Amplify TX ELAR GK Multimedia Hub Student License - 1yr (2024-2025)	\$5.00	132	0	\$660.00	\$0.00
Amplify TX GK Skills Big Book Set	\$285.00	0	3	\$0.00	\$855.00
TOTAL				\$4,860.00	\$25,275.00

Grade 1

PRODUCT	PRICE	QUANTITY FREE	QUANTITY CHARGE	TOTAL DISCOUNT	TOTAL PRICE
Amplify ELAR Texas G1 Complete Teacher Kit - 1yr (2024-2025)	\$1,350.00	9	2	\$12,150.00	\$2,700.00
Amplify ELAR Texas G1 Complete Student Kit - 1yr (2024-2025)	\$178.00	0	242	\$0.00	\$43,076.00
Amplify TX ELAR G1 Multimedia Hub Student License - 1yr (2024-2025)	\$5.00	242	0	\$1,210.00	\$0.00
Amplify TX G1 Skills Big Book Set	\$275.00	0	11	\$0.00	\$3,025.00
Amplify SLAR TX G1 Complete Teacher Kit - 1yr (2024-2025)	\$1,965.00	0	1	\$0.00	\$1,965.00
Amplify SLAR Texas G1 Complete Student Kit - 1yr (2024-2025)	\$117.00	0	22	\$0.00	\$2,574.00

PRODUCT	PRICE	QUANTITY FREE	QUANTITY CHARGE	TOTAL DISCOUNT	TOTAL PRICE
Amplify TX SLAR G1 Multimedia Hub Student License - 1yr (2024-2025)	\$5.00	22	0	\$110.00	\$0.00
Amplify SLAR Texas G1 Habilidades y Destrezas Big Book Set	\$375.00	0	1	\$0.00	\$375.00
TOTAL				\$13,470.00	\$53,715.00

Grade 2

PRODUCT	PRICE	QUANTITY FREE	QUANTITY CHARGE	TOTAL DISCOUNT	TOTAL PRICE
Amplify SLAR TX G2 Complete Teacher Kit - 1yr (2024-2025)	\$1,965.00	0	1	\$0.00	\$1,965.00
Amplify SLAR Texas G2 Complete Student Kit - 1yr (2024-2025)	\$117.00	0	22	\$0.00	\$2,574.00
Amplify TX SLAR G2 Multimedia Hub Student License - 1yr (2024-2025)	\$5.00	22	0	\$110.00	\$0.00
Amplify ELAR Texas G2 Complete Teacher Kit - 1yr (2024-2025)	\$1,350.00	9	2	\$12,150.00	\$2,700.00
Amplify ELAR Texas G2 Complete Student Kit - 1yr (2024-2025)	\$178.00	0	242	\$0.00	\$43,076.00
Amplify TX ELAR G2 Multimedia Hub Student License - 1yr (2024-2025)	\$5.00	242	0	\$1,210.00	\$0.00
TOTAL				\$13,470.00	\$50,315.00

Grade 3

PRODUCT	PRICE	QUANTITY FREE	QUANTITY CHARGE	TOTAL DISCOUNT	TOTAL PRICE
Amplify ELAR Texas G3 Complete Teacher Kit - 1yr (2024-2025)	\$1,280.00	6	0	\$7,680.00	\$0.00
Amplify ELAR Texas G3 Complete Student Kit - 1yr (2024-2025)	\$173.00	0	264	\$0.00	\$45,672.00
Amplify TX ELAR G3 Multimedia Hub Student License - 1yr (2024-2025)	\$5.00	264	0	\$1,320.00	\$0.00
TOTAL				\$9,000.00	\$45,672.00

Shipping & Handling

SHIPPING AND HANDLING	SHIPPING COST	TOTAL DISCOUNT	TOTAL PRICE
Amplify Shipping and Handling	\$16,892.56	\$0.00	\$16,892.56

TOTAL DISCOUNT
GRAND TOTAL

\$40,800.00
\$191,869.56

Scope and Duration

Payment Terms:

- This Price Quote (including all pricing and other terms) is valid through Quote Expiration Date stated above.
- Payment terms: net 30 days.
- Prices do not include sales tax, if applicable.
- Pricing terms in the Price Quote are based on the scope of purchase and other terms herein.
- The Federal Tax ID # for Amplify Education, Inc. is 13-4125483. A copy of Amplify's W-9 can be found at: <http://www.amplify.com/w-9.pdf>

License and Services Term:

- Licenses: 07/01/2024 until 06/30/2025.
- Services: 18 months from order date. Unless otherwise stated above, all training and other services purchased must be scheduled and delivered within such term or will be forfeited.

Special Terms:

- FOR SHIPPED MATERIALS:
 - Expedited shipping is available at extra charge.
 - Print materials and kits are non-returnable and non-refundable, except in the case of defective or missing materials reported by Customer within 60 days of receipt.
- FOR SERVICES:
 - Training and professional development sessions cancelled with less than one week notice will be deemed delivered.

How to Order Our Products

Amplify would like to process your order as quickly as possible. Please visit amplify.com/ordering-support to find all the information you need for submitting your order. We accept the following forms of payment: purchase orders, checks, and credit card payments (Visa, MasterCard, Discover and American Express). In order for us to assist you, please help us by following these instructions:

Please include these three documents with your order:

- Authorized purchase order or check
- A copy of your Price Quote
- A copy of your Tax-Exemption Certificate

If submitting a purchase order:

To expedite your order, please visit amplify.com/ordering-support where you can submit your signed purchase order. You can also email a purchase order to IncomingPO@amplify.com or fax it to (646) 403-4700. Purchase Orders can also be mailed to our Order Management Department at the address below.

If submitting your order via credit card:

- Please email Accountsreceivable@amplify.com to request a secure credit card payment link

If submitting your order via sending a check:

- Please mail your documents directly to our Order Management Department and notify your sales representative of the check number and check amount.
- Please note that mailing a check can add up to two weeks of processing time for your order. For faster processing of your order, please submit your order via Purchase Order or Credit Card Authorization Form.

The information requested above is essential to ensure the smooth completion of your order with Amplify. Failure to submit documents will prevent your order from processing.

Our Order Management Department is located at 55 Washington Street, Suite 800, Brooklyn, NY 11201. Please note that mailing any documents can result in delays of up to two weeks. **For faster processing of your order, we recommend you submit a purchase order via our website: amplify.com/ordering-support.**

This Price Quote is subject to the Customer Terms & Conditions of Amplify Education, Inc. attached and available at amplify.com/customer-terms. Issuance of a purchase order or payment pursuant to this Price Quote, or usage of the products specified herein, shall be deemed acceptance of such Terms & Conditions.

Terms & Conditions

- 1. Scope.** These Terms and Conditions (the “Customer Terms”) are a legal agreement between Amplify Education, Inc. (“Amplify”) and your school, district, state agency, or other educational organization (“you” or “Customer”) for the license and use of one or more of Amplify products or services (the “Products”), as specified in the receipt, price quote, proposal, renewal letter, or other ordering document containing the details of this purchase (the “Quote”). Unless otherwise specified in the Quote, these Customer Terms and the Quote constitute the entire agreement between Amplify and Customer regarding the license and use of the Products (the “Agreement”). This Agreement becomes effective at the earliest of the following: (i) issuing a purchase order, shipment request, or payment against the Quote; (ii) accessing, downloading, or using the Products; or (iii) otherwise accepting this Agreement. You represent and warrant that: (1) you are of legal age to accept this Agreement; (2) you are authorized to accept this Agreement and to access and use the Products; and (3) your use of the Products will comply at all times with Amplify’s [Acceptable Use Policy](https://amplify.com/acceptable-use) available at amplify.com/acceptable-use (“AUP”). If you do not agree to this Agreement, do not access, download, or use the Products.
- 2. License.** Subject to the terms and conditions of the Agreement, Amplify grants to Customer a non-exclusive, non-transferable, non-sublicensable license to access and use, and permit Authorized School Users, as defined below, to access and use the Products in accordance with the AUP, for the duration specified in the Quote (the “Term”), and for the number of Authorized School Users specified in the Quote for whom Customer has paid the applicable fees to Amplify. “Authorized School User” means an individual teacher or other personnel employed by Customer, or an individual student registered or authorized for instruction with Customer, who Customer permits to access and use the Products subject to the terms and conditions of the Agreement, solely while such individual is so employed or so registered. Each Authorized School User’s access and use of the Products will be subject to Amplify’s AUP in addition to the terms and conditions of the Agreement. Violations of this Agreement or the AUP may result in suspension or termination of the applicable account.
- 3. Restrictions.** Customer may access and use the Products solely for non-commercial instructional and administrative purposes. Guidelines for such purposes may be detailed in materials associated with the Product you are accessing. Further, Customer may not, except as expressly authorized or directed by Amplify: (a) copy, modify, translate, distribute, disclose, or create derivative works based on the contents of, sell, or otherwise exploit, the Products, or any part thereof; (b) decompile, disassemble, reverse engineer the Products, or otherwise use the Products to develop functionally similar products or services; (c) modify, alter, or delete any of the copyright, trademark, or other proprietary notices in or on the Products; (d) rent, lease, or lend the Products or use the Products for the benefit of any third party; (e) avoid, circumvent, or disable any security or digital rights management device, procedure, protocol, or mechanism in the Products; or (f) permit any Authorized User or third party to do any of the foregoing. Customer also agrees that any works created in violation of this section are derivative works, and, as such, Customer agrees to assign, and hereby assigns, all right, title, and interest in such works to Amplify. The Products and derivatives thereof may be subject to export control laws, restrictions, regulations, and orders of the U.S. and other jurisdictions (together, “Export Laws”). Customer agrees to comply with all applicable Export Laws, and will not, and will not permit Authorized School Users to, export, or transfer for the purpose of re-export, any Product to any prohibited or embargoed country in violation of any U.S. export law or regulation. Further, Customer represents that it is not a party subject to sanctions by the U.S. Office of Foreign Assets Control or included on any restricted party list maintained by the U.S. Bureau of Industry and Security. The software and associated documentation portions of the Products are “commercial items” (as defined at 48 CFR 2.101), comprising “commercial computer software” and “commercial computer software documentation,” as those terms are used in 48 CFR 12.212. Accordingly, if Customer is the U.S. Government or its contractor, Customer will receive only those rights set forth in this Agreement in accordance with 48 CFR 227.7201-227.7204 (for Department of Defense and their contractors) or 48 CFR 12.212 (for other U.S. Government licensees and their contractors).
- 4. Reservation of Rights.** SUBSCRIPTION PRODUCTS ARE LICENSED, NOT SOLD. Subject to the limited rights expressly granted hereunder, all rights, title, and interest in and to all Products, including all related IP Rights, are and will remain the sole and exclusive property of Amplify or its third-party licensors. “IP Rights” means, collectively, rights under patent, trademark, copyright, and trade secret laws, and any other intellectual property or proprietary rights recognized in any country or jurisdiction worldwide. Customer must

promptly notify Amplify of any violation of Amplify's IP Rights in the Products, and will reasonably assist Amplify as necessary to remedy any such violation. Amplify Products are protected by patents (see [amplify.com/virtual-patent-marking](https://www.amplify.com/virtual-patent-marking)).

5. Payments. In consideration of the Products, Customer will pay to Amplify (or other party designated on the Quote) the fees specified in the Quote in full within 30 days of the date of invoice, except as otherwise agreed by the parties or for those amounts that are subject to a good faith dispute of which Customer has notified Amplify in writing. Customer will be responsible for all state or local sales, use or gross receipts taxes, and federal excise taxes unless Customer provides a then-current tax exemption certificate in advance of the delivery, license, or performance of any Product, as applicable.

6. Shipments. Unless otherwise specified on the Quote, physical Products will be shipped FOB origin in the US (Incoterms 2010 EXW outside of the US) and are deemed accepted by Customer upon receipt. Upon acceptance of such Products, orders are non-refundable, non-returnable, and non-exchangeable, except in the case of defective or missing materials reported to Amplify by Customer within 60 days of receipt. In such case, Customer may not return Products without Amplify's written authorization.

7. Account Information. For subscription Products, the authentication of Authorized School Users is based in part upon information supplied by Customer or Authorized School Users, as applicable. Customer will and will cause its Authorized School Users to (a) provide accurate information to Amplify or a third-party service as applicable, and promptly report any changes to such information, (b) not share login credentials or otherwise allow others to use their account, (c) maintain the confidentiality and security of their account information, and (d) use the Products solely via such authorized accounts. Customer agrees to notify Amplify immediately of any unauthorized use of its or its Authorized School Users' accounts or related authentication information. Amplify will not be responsible for any losses arising out of the unauthorized use of accounts created by or for Customer and its Authorized School Users.

8. Confidentiality. Customer acknowledges that, in connection with this Agreement, Amplify has provided or will provide to Customer and its Authorized School Users certain sensitive or proprietary information, including software, source code, assessment instruments, research, designs, methods, processes, customer lists, training materials, product documentation, know-how, or trade secrets, in whatever form ("Confidential Information"). Customer agrees (a) not to use Confidential Information for any purpose other than use of the Products in accordance with this Agreement and (b) to take all steps reasonably necessary to maintain and protect the Confidential Information of Amplify in strict confidence. Confidential Information shall not include information that, as evidenced by Customer's contemporaneous written records: (i) is or becomes publicly available through no fault of Customer; (ii) is rightfully known to Customer prior to the time of its disclosure; (iii) has been independently developed by Customer without any use of the Confidential Information; or (iv) is subsequently learned from a third party not under any confidentiality obligation.

9. Student Data. The parties acknowledge and agree that in the course of providing the Products to the Customer, Amplify may collect, receive, or generate information that directly relates to an identifiable current or former student of Customer ("Student Data"). Student Data may include personal information from a student's "educational records," as defined by the Family Educational Rights and Privacy Act of 1974 ("FERPA"). Student Data is owned and controlled by the Customer and Amplify receives Student Data as a "school official" under Section 99.31 of FERPA for the purpose of providing the Products hereunder. Individually and collectively, Amplify and Customer agree to uphold our obligations, as applicable, under FERPA, the Children's Online Privacy Protection Act ("COPPA"), the Protection of Pupil Rights Amendment ("PPRA"), and applicable state laws relating to student data privacy. Amplify's [Privacy Policy](https://www.amplify.com/customer-privacy) at [amplify.com/customer-privacy](https://www.amplify.com/customer-privacy) ("Privacy Policy") will govern collection, use, and disclosure of Student Data collected or stored on behalf of Customer under this Agreement. Customer is responsible for providing notice and obtaining appropriate consents under applicable laws to authorize Authorized School Users' use of the Products, including making a copy of the [Privacy Policy](https://www.amplify.com/customer-privacy) available to the parents or guardians of users who are under the age of 13. In addition, Amplify has entered into the Data Privacy Agreements listed at [amplify.com/privacy-security](https://www.amplify.com/privacy-security) aligned with state and national templates to facilitate compliance with applicable state laws and help expedite Customer's student data privacy documentation process.

10. Customer Materials and Requirements. Customer represents, warrants, and covenants that it has all the necessary rights, including consents and IP Rights, in connection with any data, information, content, and other materials provided to or collected by Amplify on behalf of Customer or its Authorized School Users using the Products or otherwise in connection with this Agreement ("Customer Materials"), and that Amplify has the right to use such Customer Materials as contemplated hereunder or for any other purposes required by Customer. Customer is solely responsible for the accuracy, integrity, completeness, quality, legality, and safety of such Customer Materials. Customer is responsible for meeting hardware, software, telecommunications, and other requirements listed at [amplify.com/customer-requirements](https://www.amplify.com/customer-requirements).

11. Warranty Disclaimer. PRODUCTS ARE PROVIDED "AS IS" AND WITHOUT WARRANTY OF ANY KIND BY AMPLIFY. AMPLIFY EXPRESSLY DISCLAIMS ALL WARRANTIES, EXPRESS OR IMPLIED, INCLUDING ANY WARRANTY AS TO TITLE, NON-INFRINGEMENT, MERCHANTABILITY, OR FITNESS FOR A PARTICULAR PURPOSE OR USE. CUSTOMER ASSUMES RESPONSIBILITY FOR SELECTING THE PRODUCTS TO ACHIEVE CUSTOMER'S INTENDED RESULTS AND FOR THE

ACCESS AND USE OF THE PRODUCTS, INCLUDING THE RESULTS OBTAINED FROM THE PRODUCTS. WITHOUT LIMITING THE FOREGOING, AMPLIFY MAKES NO WARRANTY THAT THE PRODUCTS WILL BE ERROR-FREE OR FREE FROM INTERRUPTIONS OR OTHER FAILURES OR WILL MEET CUSTOMER'S REQUIREMENTS. AMPLIFY IS NEITHER RESPONSIBLE NOR LIABLE FOR ANY THIRD-PARTY CONTENT OR SOFTWARE INCLUDED IN PRODUCTS, INCLUDING THE ACCURACY, INTEGRITY, COMPLETENESS, QUALITY, LEGALITY, USEFULNESS, OR SAFETY OF, OR IP RIGHTS RELATING TO, SUCH THIRD-PARTY CONTENT AND SOFTWARE. ANY ACCESS TO OR USE OF SUCH THIRD-PARTY CONTENT AND SOFTWARE MAY BE SUBJECT TO THE TERMS AND CONDITIONS AND INFORMATION COLLECTION, USAGE, AND DISCLOSURE PRACTICES OF THIRD PARTIES.

12. **Limitation of Liability.** IN NO EVENT WILL AMPLIFY BE LIABLE TO CUSTOMER OR TO ANY AUTHORIZED USER FOR ANY INCIDENTAL, SPECIAL, CONSEQUENTIAL, PUNITIVE, RELIANCE, OR COVER DAMAGES, DAMAGES FOR LOST PROFITS, LOST DATA OR LOST BUSINESS, OR ANY OTHER INDIRECT DAMAGES, EVEN IF AMPLIFY HAS BEEN ADVISED OF THE POSSIBILITY OF SUCH DAMAGES. TO THE EXTENT PERMITTED BY APPLICABLE LAW, AMPLIFY'S ENTIRE LIABILITY TO CUSTOMER OR ANY AUTHORIZED USER ARISING OUT OF PERFORMANCE OR NONPERFORMANCE BY AMPLIFY OR IN ANY WAY RELATED TO THE SUBJECT MATTER OF THIS AGREEMENT, REGARDLESS OF WHETHER THE CLAIM FOR SUCH DAMAGES IS BASED IN CONTRACT, TORT, STRICT LIABILITY, OR OTHERWISE, MAY NOT EXCEED THE AGGREGATE OF CUSTOMER'S OR ANY AUTHORIZED USER'S DIRECT DAMAGES UP TO THE FEES PAID BY CUSTOMER TO AMPLIFY FOR THE AFFECTED PORTION OF THE PRODUCTS IN THE PRIOR 12-MONTH PERIOD. UNDER NO CIRCUMSTANCES WILL AMPLIFY BE LIABLE FOR ANY CONSEQUENCES OF ANY UNAUTHORIZED USE OF THE PRODUCTS THAT VIOLATES THIS AGREEMENT OR ANY APPLICABLE LAW OR REGULATION.

13. **Term/Termination.** This Agreement will be in effect for the Term and may be renewed or extended by mutual agreement of the parties. Without prejudice to any rights either party may have under this Agreement, in law, equity, or otherwise, a party will have the right to terminate this Agreement if the other party (or in the case of Amplify, an Authorized School User) materially breaches any term, provision, warranty, or representation under this Agreement and fails to correct the breach within 30 days of its receipt of written notice thereof. Upon termination, Customer will: (a) cease using the Products, (b) return, purge, or destroy (as directed by Amplify) all copies of any Products and, if so requested, certify to Amplify in writing that such surrender or destruction has occurred, (c) pay any fees due and owing hereunder, and (d) not be entitled to a refund of any fees previously paid, unless otherwise specified in the Quote. Customer will be responsible for the cost of any continued use of the Products following termination. Upon termination, Amplify will return or destroy any Student Data provided to Amplify hereunder. Notwithstanding the foregoing, nothing will require Amplify to return or destroy any data that does not include Student Data, including de-identified information or data that is derived from access to Student Data but which does not contain Student Data. Sections 3–14 will survive the termination of this Agreement.

14. **Miscellaneous.** This Agreement, including all addenda, attachments, and the Quote, as applicable, constitutes the entire agreement between the parties relating to the subject matter hereof. The provisions of this Agreement will supersede any conflicting terms and conditions in any Customer purchase order, other correspondence or verbal communication, and will supersede and cancel all prior agreements, written or oral, between the parties relating to the subject matter hereof. This Agreement may not be modified except in writing signed by both parties. All defined terms in this Agreement will apply to their singular and plural forms, as applicable. The word "including" means "including without limitation." This Agreement will be governed by and construed and enforced in accordance with the laws of the U.S., state of New York, without giving effect to the choice of law rules thereof. This Agreement will be binding upon and inure to the benefit of the parties and their respective successors and assigns. The parties expressly understand and agree that their relationship is that of independent contractors. Nothing in this Agreement will constitute one party as an employee, agent, joint venture partner, or servant of another. Each party is solely responsible for all of its employees and agents and its labor costs and expenses arising in connection herewith. Neither this Agreement nor any of the rights, interests or obligations hereunder may be assigned or delegated by Customer or any Authorized School User without the prior written consent of Amplify. If one or more of the provisions contained in this Agreement will for any reason be held to be unenforceable at law, such provisions will be construed by the appropriate judicial body to limit or reduce such provision or provisions so as to be enforceable to the maximum extent compatible with applicable law. Amplify will have no liability to Customer or to third parties for any failure or delay in performing any obligation under this Agreement due to circumstances beyond its reasonable control, including acts of God or nature, fire, earthquake, flood, epidemic, pandemic, strikes, labor stoppages or slowdowns, civil disturbances or terrorism, national or regional emergencies, supply shortages or delays, action by any governmental authority, or interruptions in power, communications, satellites, the Internet, or any other network. Each party represents and warrants that it has all necessary right, power, and authority to enter into this Agreement and to comply with the obligations hereunder.

We are delighted to work with you and we thank you for your order!

Consent Agenda

Agenda: Curriculum	Approval to MOU with Region III for Amplify Support
Summary	The district would like to contract with Region III to provide implementation support for Amplify. Region III would provide all the training and weekly onsite support to our teacher teams for the 24-25 school year.
Effective Date	March 27, 2024
Previous Board Action	None
Future Action Expected	Possible MOU in year 2 implementation for continued support.
Background Information	The design of Amplify requires teachers to internalize their lessons. In addition, it is a new curriculum that will take additional support for teachers to learn.
Fiscal Impact	\$34,500 - Early Education funds
Attachments	MOU with Region III
Contact Person(s)	Alicia Stary, Asst. Superintendent
Action Required	Approval of MOU with Region III
Superintendent's Recommendation	I recommend you approve the MOU with Region III. Bob Callaghan, Superintendent



1905 Leary Lane
Victoria, Texas 77901
361.573.0731 (Office)
361.576.4804 (fax)
<https://www.esc3.net>

District: El Campo ISD
Service: Implementation Support for Amplify K-3 RLA
Fee: \$ 34,500
Local RC: 275

MEMORANDUM OF UNDERSTANDING BETWEEN
EL CAMPO ISD AND REGION 3 EDUCATION SERVICE CENTER

El Campo ISD and Region 3 Education Service Center have agreed upon a collaborative effort to provide Implementation Support for Amplify K-3 at Myatt Elementary and Hutchins Elementary in the 24/25 SY.

El Campo ISD and Region 3 Education Service Center have agreed to the following roles and responsibilities.

El Campo ISD will:

1. Provide a location for services at Myatt and Hutchins Elementaries.
2. Ensure all instructional staff are aware of the services provided by Region 3.
3. Ensure the master calendar has the appropriate minimum scheduled minutes in each grade level.
4. Schedule appropriate planning time for leaders and teachers to participate in internalization visits.
5. Communicate in a timely manner via email or phone to schedule or reschedule visits.
6. Ensure fidelity of implementation with implementation protocols for unit internalization, lesson internalization, student work analysis, and observations.
7. Submit student-level data.

Region 3 Education Service Center will:

1. Provide product training for Amplify.
2. Provide weekly, on-site Amplify RLA internalization support for 3 Kindergarten teachers at Myatt Elementary and Grade 1, Grade 2, and Grade 3 teachers at Hutchins Elementary.
3. Provide copies of needed materials for internalization support and training.
4. Travel to the district locations.
5. Provide RBIS training for all RLA teachers.
6. Provide change-management training and support for district and campus leaders.
7. Provide technical support necessary for successful implementation.
8. Make recommendations for professional development and provide follow-up support.
9. Provide unlimited phone and email support.

Action Item

Agenda: Curriculum	Consider Approval of Instructional Materials (IMA)
Summary	<p>Proclamation 2024 required the adoption of instructional materials for Science.</p> <p>A committee was established to review, evaluate, and select the instructional materials. The chosen materials allows the district to certify that all students are provided with materials that cover the Texas Essential Knowledge and Skills (TEKS) as required by law.</p> <p>The committee has recommended the following for adoption:</p> <p>Elementary - McGraw Hill Middle School - McGraw Hill HS Biology, Chemistry, IPC, Physics - McGraw Hill</p>
ECISD Board Policy	EFA (legal) Instructional Resources Instructional Materials
Effective Date	March 27, 2024
Previous Board Action	Adoption of Instructional Materials through Proclamations
Future Action Expected	None
Fiscal Impact	\$255,186.21 Instructional Materials Allotment Funds
Contact Person(s)	Alicia Stary, Asst. Superintendent
Action Required	Approval of McGraw Hill as the adopted Science Instructional Materials for the school years 2024-2025 through 2027-2028.
Superintendent's Recommendation	I recommend you approve McGraw Hill as the adopted Science Instructional Materials for the school years 2024-2025 through 2027-2028.

Bob Callaghan, Superintendent



2023-2024 District Assessment Calendar

ECISD Testing Dates	
December 5 - 15	EOC - Alg, Bio, Eng I, Eng II, US History
February 5-9	Hutchins - Grade 3 RLA Spanish Northside - Grade 4 RLA; Grades 4-5 RLA Spanish ECMS - Grade 6 RLA; Grade 8 RLA ECHS - English I
February 19 - March 8	TELPAS/TELPAS ALT
March 25 - April 26	STAAR ALT 2
April 9th	Eng I EOC
April 11th	Eng II EOC
April 16th	ELA - Grades 3, 4, 5
April 17th	ELA - Grades 6, 7, 8
April 23rd	Science - Grades 5 & 8
April 24th	Social Studies Grade 8; US History EOC, Biology EOC
April 30th	Math - Grades 3, 4, 5
May 1st	Math - Grades 6, 7, 8; Algebra I EOC
June 18 - 28	EOC - Alg, Bio, Eng I, Eng II, US History

Attendance Monitoring 2023-2024

Cumulative Attendance & Enrollment 22-23 and 23-24 - 1st Semester										
	8/2022	8/2023	9/2022	9/2023	10/2022	10/2023	11/2022	11/2023	12/2022	12/2023
ECHS	94.16%	95.67%	93.82%	94.58%	93.58%	94.64%	92.58%	94.33%	92.80%	94.32%
	1087	1007	1078	1007	1067	1000	1065	1000	1060	995
ECMS	95.59%	94.91%	95.12%	95.08%	94.88%	95.11%	93.84%	94.64%	93.80%	94.31%
	728	692	728	695	722	700	718	702	716	698
NS	96.21%	96.33%	96.23%	96.31%	96.06%	95.95%	95.37%	95.65%	95.27%	95.43%
	467	487	463	492	464	492	463	495	464	494
Hut	96.25%	95.94%	95.63%	95.73%	95.33%	95.56%	94.75%	94.85%	94.65%	94.55%
	707	714	708	717	708	715	708	718	710	719
Myt	93.69%	94.34%	92.31%	93.62%	92.11%	92.65%	91.72%	92.48%	91.46%	92.33%
	385	400	387	399	391	399	390	408	393	405

Cumulative Attendance & Enrollment 22-23 and 23-24 - 2nd Semester								
	1/2023	1/2024	2/2023	2/2024	3/2023	3/2024	4/2023	4/2024
ECHS	92.54%	94.05%	92.49%	93.99%	92.50%		92.45%	
	1036	995	1023	983	1014		1012	
ECMS	93.77%	94.20%	93.80%	94.27%	93.87%		93.95%	
	716	699	714	701	711		710	
NS	95.16%	95.29%	95.13%	95.32%	95.10%		95.09%	
	469	492	466	492	460		460	
Hut	94.56%	94.49%	94.49%	94.52%	94.55%		94.54%	
	704	715	705	717	706		702	
Myt	91.78%	92.19%	91.66%	92.38%	91.87%		91.97%	
	397	409	400	412	400		401	