

**The Board of Trustees
Aledo ISD
Agenda of Regular Meeting**

A Regular Meeting of the Board of Trustees of Aledo ISD will be held January 21, 2025, beginning at 6:00 PM in the Aledo ISD Administration Board Room, 1008 Bailey Ranch Rd, Aledo, TX 76008.

**Aledo Independent School District Vision
Growing Greatness through exceptional experiences that empower learners for life**

The subjects to be discussed or considered or upon which any formal action may be taken are as listed below. Items do not have to be taken in the order shown on this meeting notice.

Unless removed from the consent agenda, items identified within the consent agenda will be acted on at one time.

If, during the course of the meeting covered by this agenda, the Board should determine that a closed session of the Board should be held or is required in relation to any item included on this agenda, then such closed session as authorized by Section 551.001 et seq of the Texas Government Code (the Open Meetings Act) will be held by the Board at that date, hour and place given in this agenda or as soon after the commencement of the meeting covered by this agenda as the Board may conveniently meet in such closed session concerning any and all subjects and for any and all purposes permitted by Sections 551.071 – 551.084, inclusive, of the Open Meetings Act.

I. Call To Order

Forrest Collins, President

II. Determine a Quorum

III. Pledge of Allegiance to the United States and Texas Flags

IV. Moment of Silent Prayer or Reflection

Forrest Collins, President

V. Board Member Reports

A. President's Report

Forrest Collins, President

B. Superintendent's Report

Susan K. Bohn, Superintendent

1. School Board Appreciation Month

C. Strategic Partners - Aledo Education Foundation, Aledo ISD PTO, AdvoCats Report

Jennifer Taylor, Secretary & Jeremy Pruett, Trustee

D. Legislative Subcommittee Report

David Lear, Vice President

E. Bond Progress & Planning Subcommittee Report

Zachary Tarrant, Trustee

VI. Campus Presentation - Aledo High School/Daniel Ninth Grade Campus

Michael Martinak, Principal of Aledo High School/Daniel Ninth Grade Campus

VII. Commendations

A. Bearcats of Character: Kindness- Oleksandra Kupchynska, Aledo High School/Daniel Ninth Grade Campus; Christopher Johnson, Aledo Learning Center; Payton Moore, Aledo High School/Daniel Ninth Grade Campus; Ryder Watkins, Aledo Middle School; Cale Crenshaw, McAnally Middle School; Thomas (TJ) Majewski, Annetta Elementary School; Grayson Burns, Coder Elementary School; Elijah Carey, McCall Elementary School; Alana Lickerman, McKinney Elementary School; Ejona Halili, Stuard Elementary School; Wellsley Morgan, Vandagriff Elementary School; William Bond, Walsh Elementary School; Bowen Martin, Early Childhood Academy

B. Featured Collaborative Team: Vandagriff Elementary School 3rd Grade- Catharine Clay, Jannifer Grimm, Nancy Kocurek, Jennifer Schull, and Stephanie Smith

VIII. Public Comment on Non-Agenda Item

Forrest Collins, President

IX. Public Comment on Agenda Item

Forrest Collins, President

X. Consent Agenda

Forrest Collins, President

- A. Consider Approval of Board Minutes 4
- B. Consider Approval of Monthly Financial Reports 12
- C. Consider Approval of Class Size Waivers 59

XI. Communication Items

- A. District Instructional Focus 61

Amber Crissey, Assistant Superintendent of Curriculum and Instruction

- 1. Cycle 2 Professional Learning Community Ratings
- 2. Texas Academic Performance Report (TAPR) 2023-2024 Public Hearing 82

Candace Summerhill, Director of Assessment and Accountability

- B. 2023 Bond Update 138

Chris Campbell, Chief Facilities and Construction Officer

- C. 2025-2026 District Instructional Calendar 149

Candace Summerhill, Director of Assessment and Accountability

- D. Report of Cooperative Purchasing Management Fees and Rebates 151

Earl Husfeld, Chief Financial Officer

XII. Action Items

- A. Consider Approval of Annual Financial Audit for the Year Ended August 31, 2024 153

Earl Husfeld, Chief Financial Officer

- B. Consider Approval of Calling May 3, 2025 Board of Trustees Election 264

Earl Husfeld, Chief Financial Officer

XIII. Executive Session

Forrest Collins, President

A. Section 551.074 - Personnel Matters- The Board will discuss the appointment, employment, evaluation, reassignment, duties, discipline, or dismissal of public employees or officials. (This may involve consultation with attorney as permitted under Section 551.071)

- 1. Superintendent Performance Update

B. Section 551.071 & 551.129 - Consultation with Attorney- The Board will discuss and receive legal advice from its attorney on matters which should be confidential under Texas Government Code Section 551.071

C. Section 551.072 - Deliberation Regarding Real Property- The Board will discuss the purchase, exchange, lease or value of real property. (This may involve consultation with attorney as permitted under section 551.071)

D. Section 551.0821 - School Board- The Board will discuss personally identifiable information about a public school student.

XIV. Trustee Comments/Acknowledgments

Forrest Collins, President

XV. Adjourn

Forrest Collins, President



ALEDO ISD BOARD MEETING TEMPLATE

MEETING DATE: January 21, 2025

AGENDA ITEM: Consider Approval of Board Minutes

PRESENTER: Dr. Susan K. Bohn, Superintendent

BACKGROUND INFORMATION:

- During each meeting of the Board of Trustees, minutes are taken to highlight the main points of the meeting.

FISCAL INFORMATION:

None

ATTACHMENTS:

December 16, 2024 Regular Board Meeting Minutes

ADMINISTRATIVE RECOMMENDATION:

The Administration recommends approval of the December Board meeting minutes.

Regular Meeting

Monday, December 16, 2024 6:00 PM

Aledo ISD Administration Board Room, 1008 Bailey Ranch Rd, Aledo, TX 76008

I. **Call To Order-** 6:04 p.m.

Presenter: Forrest Collins, President

II. **Determine a Quorum-** There was a quorum of Board members present including Trustees: Collins, Tarrant, Pruet, Scott, Taylor, and Lear.

III. **Pledge of Allegiance to the United States and Texas Flags-** The Coder Student Ambassadors Christian Keen, Brady Smith, Harper Hall, and Addison Basham introduced themselves and shared what it means to be a Bearcat Ambassador and also led the Board in the Pledge of Allegiance.

IV. **Moment of Silent Prayer or Reflection**

Presenter: Forrest Collins, President

V. **Performance by the Aledo High School Choir-** Members of the Aledo High School Choir performed a holiday song melody for the Board and community.

Presenter: Karen Paul, Aledo High School Choir Teacher

VI. **Board Member Reports**

VI.A. President's Report- Trustee Collins discussed what a Board meeting is and shared how you can get in touch with the Board and district leadership. Trustee Collins acknowledged all of the parents who were in attendance and thanked them for their involvement in their student's education. He concluded by wishing the community a Merry Christmas.

Presenter: Forrest Collins, President

VI.B. Superintendent's Report- Superintendent Dr. Susan Bohn shared the various holiday festivities

Presenter: Susan K. Bohn, Superintendent

that are going on around the district. She thanked the Aledo ISD PTO and various businesses for their donations to help spread holiday cheer throughout the district. Dr. Bohn discussed the district instructional calendar that is open for community feedback currently and she concluded by wishing the students, staff, and community a happy and safe holiday break.

VI.C. Strategic Partners - Aledo Education Foundation, Aledo ISD PTO, AdvoCats Report- Trustee Taylor and Trustee Pruett shared an update on the work of each of the district's Strategic Partners- the Aledo PTO, the Aledo AdvoCats, and the Aledo Education Foundation.

Presenter: Jennifer Taylor, Secretary & Jeremy Pruett, Trustee

VI.D. Legislative Subcommittee Report- Trustee Lear shared an update on the work of the Legislative Subcommittee as the 89th Legislative Session approaches in January of 2025.
Trustee Harris joined the meeting at 6:21 p.m.

Presenter: David Lear, Vice President

VI.E. Bond Progress & Planning Subcommittee Report- Trustee Tarrant shared an update on the work of the district to acquire land for district facilities.

Presenter: Zachary Tarrant, Trustee

VII. **Campus Presentation - Coder Elementary School-** Coder Principal Gina Henze along with her staff members Stacy Andrews, Lauren Rocha, and Shanna Smith introduced students Kinlee Robinson, Brant Burke, Addison Basham, and Lollie Mae Everett who shared their thoughts on the exceptional experiences they receive at Coder Elementary through both art and music. Each student also discussed the student led initiatives that they participate in on campus.

Presenter: Gina Henze, Coder Elementary School Principal

VIII. **Commendations-** The Board celebrated the various student and staff members for their recent accomplishments!

VIII.A.School FIRST (Financial Integrity Rating System of Texas) Superior Rating

VIII.B.Bearcats of Character: Gratitude- Micah Billingsly, Aledo High School/Daniel Ninth Grade Campus; Simon Bocanegra, Aledo Learning Center; Adelyn Martin, Aledo High School/Daniel Ninth Grade Campus; Kalyn Gregg, Aledo Middle School; Hope Marra, McAnally Middle School; Estela Zamorano Annetta Elementary School; Audrey Kunkel, Coder Elementary School; Everley McWilliams, McCall Elementary School; Presley Thompson, McKinney Elementary School; Stella Martin, Stuard Elementary School; Isley Pitchford, Vandagriff Elementary School; Jack Bristow, Walsh Elementary School; Gavin Escobar, Early Childhood Academy

VIII.C. McAnally Middle School Band: Texas Music Educators Association State 2C Honor Band Runner Up

VIII.D. McAnally Middle School Band: National Winner and Citation of Excellence through the Foundation for Music Education

VIII.E.Aledo Middle School Band: National Winner and Citation of Excellence through the Foundation for Music Education

VIII.F. Aledo High School Band 5th Place Finish at the UIL State Marching Band Competition
Drum Majors and Guard Officer: Isabella Stamper, James Leising, Jackson Sirois, Gracie Isaacs, and Delaney Means
Presidents: Parker Ansley and Dean Quevedo

VIII.G. Percussive Arts Society: International Percussion Ensemble Competition (IPEC) Winner
Percussion Officers: Amy Herring and Kailyn Link

VIII.H. Aledo High School Choir: National Winner through the Foundation for Music Education

VIII.I. Aledo ISD Ag Advocacy State Qualifiers: Emma Green, Kathryn Rester, Ellie Walters, and Alexa Rohe

VIII.J. Aledo ISD Ladycat Volleyball State Broze Medalists: Kenrie Pruitt, Sophie Frank, Alyssa Todd, Logyn Denbow, Karsyn Trott, Ava Reding, Kinley Elms, Ella Meador, Kaelee Berkley, Haley Lowe, Lily Lufkin, Morgan Estevez, Hannah Schroeder, Kailey Hamilton, Caroline Pruett, Kenley Hamilton, Ali Lobaugh, Ella Isbell, Sarah Schroeder, Tatum Kosse, and Kennedy Christie

VIII.K. Texas High School Coaching Association Academic All- State Honorees

- Tennis- Patrice Loftin, First Team
- Cross Country- Luke Schabel, Second Team
- Volleyball- Haley Lowe, First Team; Kenrie Pruitt, Ella Meador, and Ava Reding, Second Team; Morgan Estevez, Kinley Elms, and Logyn Denbow, Honorable Mention
- Football- Cole Crawford, Elite; Tyler Huntington and Carson Bobbitt, First Team; Josh Johnson, Isaiah Anaya, Kaden Callaway, Thaddeus Keller, Cory Tilly, and Joseph Hancin, Second Team; Anaston Hebel, Cady Hill, Leslee Sanders, Caleb Seastrunk, and Lydon Olenjack, Honorable Mention

VIII.L. Featured Collaborative Team: Stuard Elementary School Kindergarten- Jamie Littleton, Erica Gnatowsky, Chandler Hill, and Juliana Collie; Teachers

IX. **Public Comment on Non-Agenda Item-** None.

Presenter: Forrest Collins, President

X. **Public Comment on Agenda Item-** None.

Presenter: Forrest Collins, President

XI. **Consent Agenda-** Trustee Tarrant made a motion to approve the consent agenda as presented and Trustee Harris seconded the motion. The motion passed 7-0.

Presenter: Forrest Collins, President

XI.A. Consider Approval of Board Minutes

XI.B. Consider Approval of Monthly Financial Reports

XI.C. Consider Approval of Interlocal Agreement to Join Region 10 Education Service Center Multi-Region Purchasing Cooperative

XII. **Communication Items**

XII.A. District Instructional Focus- Assistant Superintendent of Curriculum and Instruction Dr. Amber Crissey discussed the progress that has been made across the district on the District Instructional Focus goals based on campus Look For data.

Presenter: Amber Crissey, Assistant Superintendent of Curriculum and Instruction; Michelle Yates, Science Coordinator

XII.A.1. 2024-2025 Science Update- Science Coordinator Michelle Yates shared an update on the 2024-2025 Science curriculum and programs.

XII.B. 2023 Bond Update- Chief Facilities and Construction Officer Chris Campbell shared an update on each of the 2023 Bond projects.

Presenter: Chris Campbell, Chief Facilities and Construction Officer

XII.C. 2024-2025 General Fund Budget Update- Chief Financial Officer Earl Husfeld provided an update on the 2024-2025 General Fund Budget.

Presenter: Earl Husfeld, Chief Financial Officer

XII.D. School FIRST (Financial Integrity Rating System of Texas) Rating Report- Mr. Husfeld shared the School FIRST (Financial Integrity Rating System of Texas) rating report. The district received a “Superior” rating for the 2023-2024 school year.

Presenter: Earl Husfeld, Chief Financial Officer

XIII.Action Items

XIII.A.Consider Approval of District Secure Key Boxes- Mr. Campbell sought Board approval for the purchase of secure key boxes. Trustee Tarrant made a motion to approve the agenda item and Trustee Lear seconded the motion. The motion passed 7-0.

Presenter: Chris Campbell, Chief Facilities and Construction Officer

XIII.B.Consider Approval of Aledo ISD 89th Legislative Session Priorities - Dr. Bohn along with the Board Legislative Subcommittee (Forrest Collins, David Lear, and Jim Scott) presented the proposed legislative priorities for the 89th Legislative Session. Trustee Harris made a motion to approve the agenda item and Trustee Collins seconded the motion. The motion passed 7-0.

Presenter: Aledo ISD Board Legislative Subcommittee- Forrest Collins, David Lear, and Jim Scott

XIV. Executive Session (Amended for Specificity)

Presenter: Forrest Collins, President

XIV.A.Section 551.074 - Personnel Matters- The Board will discuss the appointment, employment, evaluation, reassignment, duties, discipline, or dismissal of public employees or officials. (This may involve consultation with attorney as permitted under Section 551.071)

XIV.A.1. Superintendent Performance Update

XIV.B.Section 551.071 & 551.129 - Consultation with Attorney- The Board will discuss and receive legal advice from its attorney on matters which should be confidential under Texas Government Code Section 551.071

XIV.C. Section 551.072 - Deliberation Regarding Real Property- The Board will discuss the purchase, exchange, lease or value of real property. (This may involve consultation with attorney as permitted under section 551.071)

XIV.D. Section 551.0821 - School Board- The Board will discuss personally identifiable information about a public school student.

XIV.E. Texas Government Code Sections 551.076 and 551.089- Deliberation Regarding Security Devices or Safety Audits

XIV.E.1. District Vulnerability Assessment

XV. **Trustee Comments/Acknowledgments-** The Trustees shared their final thoughts about the meeting.

Presenter: Forrest Collins, President

XVI. **Adjourn-** 9:10 p.m.

Presenter: Forrest Collins, President

Board Secretary



ALEDO ISD BOARD MEETING TEMPLATE

MEETING DATE: January 21, 2025

AGENDA ITEM: Consider Approval of Monthly Financial Reports

PRESENTER: Earl Husfeld, Chief Financial Officer

BACKGROUND INFORMATION:

- During each regular meeting of the Board of Trustees, the following month-end reports are presented for review: Revenue and Expenditure Fund Summary, Budget Status Report - General Fund, Cash Balances by Account, Portfolio Investment Report, Property Tax Collection Report, and Check Payment List.
- The Monthly Financial Reports as of and for the month ended December 31, 2024, are presented for your review.

FISCAL INFORMATION:

None

ATTACHMENTS:

Monthly Financial Reports

ADMINISTRATIVE RECOMMENDATION:

The Administration recommends approval of the December 2024 Monthly Financial Reports as presented.

**ALEDO INDEPENDENT SCHOOL DISTRICT
REVENUE AND EXPENDITURE FUND SUMMARY
As of December 31, 2024**

<u>Description</u>	<u>Fund</u>	<u>Revenue Budget</u>	<u>Revenue Received</u>	<u>Revenue Balance</u>	<u>Revenue % Received</u>	<u>Expenditure Budget</u>	<u>Encumbrances Outstanding</u>	<u>Expenditure Spent</u>	<u>Expenditure Balance</u>	<u>Expenditure % Spent</u>
CO-CURRICULAR FUND	184	\$ 839,000	\$ 570,952	\$ 268,048	68.05%	\$ 2,245,192	\$ 81,114	\$ 729,938	\$ 1,434,140	36.12%
GENERAL FUND	199	\$ 81,114,681	\$ 21,433,336	\$ 59,681,345	26.42%	\$ 80,469,578	\$ 303,340	\$ 22,495,003	\$ 57,671,235	28.33%
ESEA TITLE I-A IMPROVING BASIC	211	\$ 165,490	\$ -	\$ 165,490	0.00%	\$ 165,490	\$ -	\$ 58,538	\$ 106,952	35.37%
IDEA-B FORMULA	224	\$ 1,153,296	\$ -	\$ 1,153,296	0.00%	\$ 1,153,296	\$ -	\$ 271,892	\$ 881,404	23.58%
IDEA-B PRESCHOOL	225	\$ 11,063	\$ -	\$ 11,063	0.00%	\$ 11,063	\$ -	\$ 1,906	\$ 9,157	17.23%
NATIONAL BREAKFAST/LUNCH PROGRAM	240	\$ 4,203,313	\$ 1,552,450	\$ 2,650,863	36.93%	\$ 4,203,313	\$ 381,837	\$ 1,199,320	\$ 2,622,156	37.62%
TITLE I PART C CARL D PERKINS	244	\$ 44,042	\$ -	\$ 44,042	0.00%	\$ 44,042	\$ -	\$ 24,546	\$ 19,496	55.73%
TITLE II PART A TPTR	255	\$ 123,259	\$ -	\$ 123,259	0.00%	\$ 123,259	\$ 100	\$ 34,218	\$ 88,941	27.84%
TITLE III PART A ELA	263	\$ 24,562	\$ -	\$ 24,562	0.00%	\$ 24,562	\$ 277	\$ 10,888	\$ 13,397	45.46%
TITLE IV, PART A	289	\$ 11,310	\$ 2,727	\$ 8,583	24.11%	\$ 11,310	\$ -	\$ -	\$ 11,310	13 0.00%
INSTRUCTIONAL MATERIALS FUND	410	\$ 500,000	\$ 40,402	\$ 459,598	8.08%	\$ 500,000	\$ -	\$ 37,895	\$ 462,105	7.58%
SAFETY & FACILITIES ENHANCEMENT GRANT	427	\$ 1,607,703	\$ -	\$ 1,607,703	0.00%	\$ 1,607,703	\$ 50,385	\$ 89,425	\$ 1,467,893	8.70%
SCHOOL SAFETY FORMULA GRANT	429	\$ 113,902	\$ 75	\$ 113,827	0.07%	\$ 113,902	\$ -	\$ -	\$ 113,902	0.00%
CAMPUS ACTIVITY FUNDS	461	\$ 463,335	\$ 463,335	\$ -	100.00%	\$ 1,085,064	\$ 36,930	\$ 279,038	\$ 769,096	29.12%
EDUCATION FOUNDATION GRANT AWARDS	490	\$ 41,677	\$ 41,677	\$ -	100.00%	\$ 41,677	\$ -	\$ 5,753	\$ 35,924	13.80%
DEBT SERVICE FUND	511	\$ 31,943,332	\$ 6,625,083	\$ 25,318,249	20.74%	\$ 31,943,332	\$ -	\$ -	\$ 31,943,332	0.00%
2015 CAPITAL PROJECTS FUND	615	\$ 7,500	\$ 4,348	\$ 3,152	57.98%	\$ 50,000	\$ -	\$ -	\$ 50,000	0.00%
2019 CAPITAL PROJECTS FUND	619	\$ 40,000	\$ 18,686	\$ 21,314	46.72%	\$ 300,000	\$ 9,790	\$ 10,500	\$ 279,710	6.76%
2023 CAPITAL PROJECTS FUND	623	\$ 1,750,000	\$ 884,958	\$ 865,042	50.57%	\$ 29,200,000	\$ 522,448	\$ 5,399,027	\$ 23,278,524	20.28%
ALEDO ISD CHILD DEVELOPMENT CENTER	715	\$ 777,391	\$ 288,264	\$ 489,127	37.08%	\$ 777,391	\$ 3,762	\$ 263,369	\$ 510,260	34.36%
BEARCAT STORE	730	\$ 89,094	\$ 33,198	\$ 55,896	37.26%	\$ 89,094	\$ 2,060	\$ 44,278	\$ 42,756	52.01%
STADIUM ADVERTISING	733	\$ 75,000	\$ 64,410	\$ 10,590	85.88%	\$ 75,000	\$ -	\$ 22,367	\$ 52,633	29.82%

**ALEDO INDEPENDENT SCHOOL DISTRICT
REVENUE AND EXPENDITURE FUND SUMMARY
As of December 31, 2024**

<u>Description</u>	<u>Fund</u>	<u>Revenue Budget</u>	<u>Revenue Received</u>	<u>Revenue Balance</u>	<u>Revenue % Received</u>	<u>Expenditure Budget</u>	<u>Encumbrances Outstanding</u>	<u>Expenditure Spent</u>	<u>Expenditure Balance</u>	<u>Expenditure % Spent</u>
DON R DANIEL ENDOWMENT FUND	816	\$ 1,000	\$ 372	\$ 628	37.24%	\$ 5,000	\$ -	\$ -	\$ 5,000	0.00%
DAN MANNING ENDOWMENT FUND	817	\$ 1,000	\$ 412	\$ 588	41.22%	\$ 5,000	\$ -	\$ -	\$ 5,000	0.00%
FG ALEDO DEVELOPMENT FUND	819	\$ -	\$ -	\$ -	0.00%	\$ 1,000	\$ -	\$ -	\$ 1,000	0.00%
JULIE CHOATE HIGHER EDUCATION FUND	820	\$ 750	\$ 215	\$ 535	28.72%	\$ 12,000	\$ -	\$ 3,000	\$ 9,000	25.00%
ANGLER CLUB SCHOLARSHIP FUND	821	\$ 850	\$ 315	\$ 535	37.07%	\$ 3,000	\$ -	\$ -	\$ 3,000	0.00%
CORE CONSTRUCTION ENDOWMENT FUND	822	\$ 2,000	\$ -	\$ 2,000	0.00%	\$ 2,000	\$ -	\$ -	\$ 2,000	0.00%
PIERCE G MARTIN MEMORIAL FUND	823	\$ 750	\$ 220	\$ 530	29.32%	\$ 500	\$ -	\$ -	\$ 500	0.00%
HUCKABEE ENDOWMENT FUND	824	\$ 10,000	\$ -	\$ 10,000	0.00%	\$ 10,000	\$ -	\$ -	\$ 10,000	0.00%
JANICE A. MEMORIAL FUND	825	\$ 1,000	\$ 86	\$ 914	8.62%	\$ 1,000	\$ -	\$ -	\$ 1,000	0.00%
PBK ENDOWMENT FUND	826	\$ 2,500	\$ -	\$ 2,500	0.00%	\$ 2,500	\$ -	\$ -	\$ 2,500	14 0.00%
VLK ENDOWMENT FUND	827	\$ 1,000	\$ -	\$ 1,000	0.00%	\$ 1,000	\$ -	\$ -	\$ 1,000	0.00%
NOAH BATES SCHOLARSHIP FUND	828	\$ 4,000	\$ 4,328	\$ (328)	108.20%	\$ 4,000	\$ -	\$ -	\$ 4,000	0.00%

**ALEDO INDEPENDENT SCHOOL DISTRICT
BUDGET STATUS REPORT - GENERAL FUND
As of December 31, 2024**

REVENUES						
FUND	DESCRIPTION	2024-2025				2023-2024
		BUDGET	YTD REVENUE	BALANCE	YTD %	YTD %
	5700 REVENUE FROM LOCAL SOURCES					
199	5711 TAXES, CURRENT YEAR M&O	\$ 48,089,357.00	\$ 5,314,890.28	\$ 42,774,466.72	11.05%	12.60%
199	5712 TAXES, PRIOR YEAR	325,000.00	232,040.72	92,959.28	71.40%	34.71%
199	5719 PENALTY/INTEREST	180,000.00	39,684.76	140,315.24	22.05%	14.98%
	TOTAL REAL AND PERSONAL PROPERTY TAXES	\$ 48,594,357.00	\$ 5,586,615.76	\$ 43,007,741.24	11.50%	12.76%
199	5739 TUITION/PAID PRE-K	\$ 150,000.00	\$ 68,448.35	\$ 81,551.65	45.63%	80.26%
199	5742 INTEREST FROM INVESTMENTS - BANK	50,000.00	29,906.16	20,093.84	59.81%	64.86%
199	5742 INTEREST FROM INVESTMENTS - TEXPOOL	1,350,000.00	317,016.28	1,032,983.72	23.48%	32.93%
199	5743 FACILITY USE RENT/FEES/APPLIANCE PERMIT FEES	105,000.00	76,799.73	28,200.27	73.14%	23.39%
184	5749 FACILITY USE RENT/PARKING - STADIUM	192,500.00	38,375.73	154,124.27	19.94%	6.91%
199	5749 MISCELLANEOUS REVENUE	75,000.00	91,672.03	(16,672.03)	122.23%	77.77%
199	5749 EXAM FEES/TESTING FEES/STUDENT PARKING	39,000.00	83,447.58	(44,447.58)	213.97%	166.68%
184	5752 ATHLETIC RECEIPTS/CONCESSIONS - STADIUM	646,500.00	532,575.98	113,924.02	82.38%	76.83%
199	5753 BAND STUDENT PARTICIPATION	150,000.00	87,337.22	62,662.78	58.22%	25.77%
	TOTAL OTHER REVENUE LOCAL SOURCES	\$ 2,758,000.00	\$ 1,325,579.06	\$ 1,432,420.94	48.06%	49.37%
	TOTAL REVENUE FROM LOCAL SOURCES	\$ 51,352,357.00	\$ 6,912,194.82	\$ 44,440,162.18	13.46%	14.32%
	5800 REVENUE FROM STATE SOURCES					
199	5810 PER CAPITA/FOUNDATION SCHOOL PROGRAM	\$ 25,804,326.00	\$ 15,046,748.00	\$ 10,757,578.00	58.31%	48.85%
184/199	5831 TRS/TRS CARE ON-BEHALF BENEFITS	4,491,498.00	-	4,491,498.00	0.00%	0.00%
	TOTAL STATE PROGRAM REVENUES	\$ 30,295,824.00	\$ 15,046,748.00	\$ 15,249,076.00	49.67%	41.98%
	5900 REVENUE FROM FEDERAL SOURCES					
199	5931 SCHOOL HEALTH/SHARS	\$ 300,000.00	\$ 13,229.75	\$ 286,770.25	4.41%	3.57%
	TOTAL FEDERAL PROGRAM REVENUES	\$ 300,000.00	\$ 13,229.75	\$ 286,770.25	4.41%	3.57%
	7900 OTHER SOURCES					
199	7910 SALE OF PROPERTY/SPECIAL ITEMS	\$ 5,000.00	\$ 32,020.35	\$ (27,020.35)	640.41%	1818.81%
199	7940 GAS LEASE RECEIPTS & OTHER RESOURCES	500.00	94.37	405.63	18.87%	1.56%
	TOTAL OTHER RESOURCES	\$ 5,500.00	\$ 32,114.72	\$ (26,614.72)	583.90%	607.31%
	TOTAL REVENUES	\$ 81,953,681.00	\$ 22,004,287.29	\$ 59,949,393.71	26.85%	24.65%

**ALEDO INDEPENDENT SCHOOL DISTRICT
BUDGET STATUS REPORT - GENERAL FUND
As of December 31, 2024**

EXPENDITURES								
FUND	FUNCTION/DESCRIPTION	2024-2025					2023-2024	
		BUDGET	ENCUMBRANCES	YTD EXPENSE	BALANCE	YTD %	YTD %	
199	11 CLASSROOM INSTRUCTION	\$ 45,574,238.00	\$ 47,688.57	\$ 11,337,070.37	\$ 34,189,479.06	24.98%	26.27%	
199	12 INSTRUCTIONAL RESOURCES & MEDIA SERVICES	838,443.00	499.20	183,441.24	654,502.56	21.94%	23.38%	
199	13 CURRICULUM/INSTRUCTIONAL STAFF DEVELOPMENT	893,609.00	7,618.19	185,489.12	700,501.69	21.61%	22.70%	
199	21 INSTRUCTIONAL LEADERSHIP	969,835.00	13,386.62	307,821.71	648,626.67	33.12%	31.23%	
199	23 SCHOOL LEADERSHIP	4,382,802.00	4,380.67	1,445,288.77	2,933,132.56	33.08%	33.22%	
199	31 GUIDANCE, COUNSELING, & EVALUATION SERVICES	2,903,008.00	6,427.45	721,810.56	2,174,769.99	25.09%	24.90%	
199	33 HEALTH SERVICES	745,459.00	19,422.86	181,431.10	544,605.04	26.94%	26.39%	
199	34 STUDENT (PUPIL) TRANSPORTATION	3,944,043.00	18,410.09	1,221,219.92	2,704,412.99	31.43%	35.88%	
199	35 FOOD SERVICES	138,075.00	-	-	138,075.00	0.00%	0.00%	
184	36 CO-CURRICULAR/EXTRACURRICULAR ACTIVITIES	2,245,192.00	81,113.76	729,938.01	1,434,140.23	36.12%	32.74%	
199	36 CO-CURRICULAR/EXTRACURRICULAR ACTIVITIES	1,024,023.00	49,297.11	312,399.07	662,326.82	35.32%	48.29%	
199	41 GENERAL ADMINISTRATION	3,591,639.00	12,308.91	1,054,696.33	2,524,633.76	29.71%	31.90%	
199	51 PLANT MAINTENANCE & OPERATIONS	10,627,090.00	97,875.57	4,100,911.24	6,428,303.19	39.51%	35.64%	
199	52 SECURITY & MONITORING SERVICES	818,910.00	2,612.67	241,998.29	574,299.04	29.87%	29.98%	
199	53 DATA PROCESSING SERVICES	1,952,853.00	23,412.09	933,879.54	995,561.37	49.02%	47.65%	
199	61 COMMUNITY SERVICES	70,551.00	-	-	70,551.00	0.00%	0.00%	
199	81 FACILITIES ACQUISITION & CONSTRUCTION	75,000.00	-	12,202.43	62,797.57	16.27%	10.11%	
199	91 CHAPTER 41 PAYMENT TO STATE	990,000.00	-	-	990,000.00	0.00%	0.00%	
199	99 OTHER INTERGOVERNMENTAL CHARGES	930,000.00	-	255,343.41	674,656.59	27.46%	26.42%	
	TOTAL EXPENDITURES	\$ 82,714,770.00	\$ 384,453.76	\$ 23,224,941.11	\$ 59,105,375.13	28.54%	29.03%	

**ALEDO INDEPENDENT SCHOOL DISTRICT
CASH BALANCES BY ACCOUNT
As of December 31, 2024**

Month end reconciled cash balances at First Financial Bank are the following:

<u>Fund/Description</u>	<u>Amount</u>
General Fund:	
First Financial Bank	\$ 1,410,890.27
Total General Fund	\$ 1,410,890.27
Debt Service Fund:	
First Financial Bank	\$ 3,690.14
Total Debt Service Fund	\$ 3,690.14
2015 Capital Projects Fund:	
First Financial Bank	\$ 54,191.48
Total 2015 Capital Projects Fund	\$ 54,191.48
2019 Capital Projects Fund:	
First Financial Bank	\$ 170,418.75
Total 2019 Capital Projects Fund	\$ 170,418.75
2023 Capital Projects Fund:	
First Financial Bank	\$ 113,443.03
Total 2023 Capital Projects Fund	\$ 113,443.03
Campus/Student Activity Funds:	
First Financial Bank	\$ 1,550,344.95
Total Campus/Student Activity Funds	\$ 1,550,344.95
Endowments/Awards Funds:	
First Financial Bank	\$ 19,134.26
Total Endowments/Awards Funds	\$ 19,134.26
Grand Total Cash Balances	\$ 3,322,112.88
Collateral Pledged by First Financial Bank	\$ 28,741,133.94

**ALEDO INDEPENDENT SCHOOL DISTRICT
PORTFOLIO INVESTMENT REPORT
December 1, 2024 through December 31, 2024**

<u>Fund/Description</u>	<u>Book Value 12/01/2024</u>	<u>Deposits/ Purchases</u>	<u>Withdrawals/ Maturities</u>	<u>Interest</u>	<u>Book Value 12/31/2024</u>	<u>Average Yield</u>	<u>Market Value 12/31/2024</u>
General Fund:							
TexPool	\$ 17,462,191.50	\$ 6,000,000.00	\$ (5,000,000.00)	\$ 72,461.23	\$ 18,534,652.73	4.6947%	\$ 18,534,652.73
General Fund Totals	\$ 17,462,191.50	\$ 6,000,000.00	\$ (5,000,000.00)	\$ 72,461.23	\$ 18,534,652.73		\$ 18,534,652.73
Debt Service Fund:							
TexPool	\$ 10,448,687.27	\$ 1,855,000.00	\$ -	\$ 45,318.01	\$ 12,349,005.28	4.6947%	\$ 12,349,005.28
Debt Service Fund Totals	\$ 10,448,687.27	\$ 1,855,000.00	\$ -	\$ 45,318.01	\$ 12,349,005.28		\$ 12,349,005.28
Child Nutrition Fund:							
TexPool	\$ 1,512,131.48	\$ -	\$ -	\$ 6,029.34	\$ 1,518,160.82	4.6947%	\$ 1,518,160.82
Capital Projects Fund 2015:							
TexPool	\$ 242,080.00	\$ -	\$ -	\$ 965.24	\$ 243,045.24	4.6947%	\$ 243,045.24
Capital Projects Fund 2019:							
TexPool	\$ 1,064,455.23	\$ -	\$ (7,077.86)	\$ 4,237.12	\$ 1,061,614.49	4.6947%	\$ 1,061,614.49
Capital Projects Fund 2023:							
TexPool	\$ 52,466,798.16	\$ -	\$ (4,147,381.09)	\$ 199,375.77	\$ 48,518,792.84	4.6947%	\$ 48,518,792.84
Endowments/Awards Funds:							
TexPool	\$ 92,953.47	\$ -	\$ (3,000.00)	\$ 365.00	\$ 90,318.47	4.6947%	\$ 90,318.47
Investment Pool Totals:							
TexPool	\$ 83,289,297.11	\$ 7,855,000.00	\$ (9,157,458.95)	\$ 328,751.71	\$ 82,315,589.87	4.6947%	\$ 82,315,589.87
Portfolio Totals	\$ 83,289,297.11	\$ 7,855,000.00	\$ (9,157,458.95)	\$ 328,751.71	\$ 82,315,589.87		\$ 82,315,589.87

This Portfolio Investment Report of the Aledo Independent School District for the month ended December 31, 2024, is in full compliance with the District's investment policy and strategy as established by the District and the Public Funds Investment Act, Chapter 2256, of the Government Code.


Earl H. Husfeld, CPA, Chief Financial Officer


Beverly Hanson, Business Manager

**ALEDO INDEPENDENT SCHOOL DISTRICT
PROPERTY TAX COLLECTION REPORT**

As of December 31, 2024

Description	Current Year Collections		Delinquent Years Collections	
	Month	Year-to-Date	Month	Year-to-Date
Original Tax Levy/Balance	\$76,739,195.99	\$77,245,790.97	\$1,282,026.55	\$1,476,833.42
Levy Adjustments	100,576.39	(406,018.59)	25,388.09	(169,418.78)
Adjusted Tax Levy/Balance	\$76,839,772.38	\$76,839,772.38	\$1,307,414.64	\$1,307,414.64
Tax Collections	\$37,424,560.23	\$42,744,359.64	\$124,637.37	\$412,612.17
Penalty & Interest	0.00	0.00	10,821.54	42,412.03
Total Collections	\$37,424,560.23	\$42,744,359.64	\$135,458.91	\$455,024.20
Tax Collection Percent	48.70%	55.63%	9.53%	31.56%
Tax Collection Percent Prior Year	22.35%	28.06%	2.57%	18.84%
Unpaid Tax Balance at Month End	\$34,095,412.74		\$894,802.47	
Percent of Total Collections to Adjusted Levy	56.22%			

This report is prepared in accordance with Chapter 31, Section 31.10 of the Texas Property Tax Code.

Earl H. Husfeld, CPA

Chief Financial Officer

For the Month of December

Check Nbr	Check Date	Payee	Organization	Fnd-Fnc-Obj.So-Org-Prog	Reason	Amount
					Totals for Fund 184 / 5	82,186.52
					Totals for Fund 199 / 5	1,259,824.96
					Totals for Fund 224 / 5	11,824.00
					Totals for Fund 240 / 5	218,783.53
					Totals for Fund 255 / 5	5,962.00
					Totals for Fund 263 / 5	3,563.92
					Totals for Fund 427 / 5	16,591.99
					Totals for Fund 461 / 5	67,483.09
					Totals for Fund 619 / 5	7,077.86
					Totals for Fund 623 / 5	4,133,925.52
					Totals for Fund 715 / 5	4,944.48
					Totals for Fund 730 / 5	8,439.33
					Totals for Fund 733 / 5	17,965.00
					Totals for Fund 820 / 5	3,000.00
					Totals for Fund 865 / 5	95,936.24
					Totals For Checks	5,937,508.44

Estimated Number Of Unpaid Checks To Print:0

End of Report

For the Month of December

Check Nbr	Check Date	Payee	PO Nbr	Invoice Nbr	Fnd-Fnc-Obj.So-Org-Prog	Reason	Amount	EFT
001236	12-12-2024	UNIVERSITY of MARY HA	502292	SID #626527	820-11-6499.00-001-511000	ENDOWMENT EXPENSE	3,000.00	N
006370	12-06-2024	CDW GOVERNMENT, IN	086134	AA55D5G	623-00-2110.00-000-500000	PO 407129	348.00	N
006371	12-06-2024	FIRETROL PROTECTION	086135	JC216098	623-00-2110.00-000-500000	PO 406760	1,768.73	N
006372	12-06-2024	JACOB GUSTAINIS	086136	4326	623-00-2110.00-000-500000	PO 406762	6,605.73	N
006373	12-06-2024	INTERSTATE BILLING SE	086147	1030-BB24068	623-34-6631.00-930-599400	PO 406316	752,385.00	N
006374	12-06-2024	TEAGUE, NALL AND PER	086139	23346-15	623-00-2110.00-000-500000	PO 400355	1,400.00	N
006375	12-19-2024	AMAZON CAPITAL	086175	13Q4-FM64-	623-11-6399.00-999-511100	PO 407058	100.77	N
			500557	1J94-3DDK-11R3	623-11-6399.00-999-511100	EQUIPMENT/LME	281.07	N
			086179	1L7P-WVT7-	623-11-6399.00-999-511100	PO 500557 REPLACEMENT	114.74	N
				1D74-QRH3-	623-11-6399.00-999-511100	PO 407058 REPLACEMENT	-107.82	N
				14Q1-QVKG-	623-11-6399.00-999-511100	PO 500557 RETURN	-268.08	N
Totals for Check 006375							120.68	
006376	12-19-2024	CDW GOVERNMENT, IN	086201	AA7NR6U	623-00-2110.00-000-500000	PO 400399	173,090.28	N
			501194	AB2JN1A	623-52-6398.00-999-599600	SUPPLIES/TECHNOLOGY-SAFET	696.00	N
Totals for Check 006376							173,786.28	
006377	12-19-2024	DAC, INC	086202	37462	623-00-2110.00-000-500000	PO 406315	12,110.67	N
006378	12-19-2024	FLOORS TO GO	500539	25158-1	623-51-6299.00-999-599800	CONTRACT SERVICE/MAINT-AHS	6,120.00	N
006379	12-19-2024	FORT WORTH	086174	18815	623-00-2110.00-000-500000	PO 406786	4,406.25	N
006380	12-19-2024	HODELL WINDOW COVE	501463	13641P	623-81-6629.00-001-599200	ADDITION-RENO/AHS	3,424.22	N
006381	12-19-2024	LONE STAR FURNISHIN	086164	20236787	623-00-2110.00-000-500000	PO 403259	233,398.41	N
006382	12-19-2024	LONE STAR FURNISHIN	086165	20236788	623-00-2110.00-000-500000	PO 403262	155,676.32	N
006383	12-19-2024	NETSYNC NETWORK SO	500544	2027120764	623-53-6299.00-999-599700	CONTRACT SERVICE/TECH	75,973.44	N
006384	12-19-2024	NETSYNC NETWORK SO	086168	2027120347	623-00-2110.00-000-500000	PO 307090	8,238.70	N
006385	12-19-2024	NETSYNC NETWORK SO	086203	2027120540	623-00-2110.00-000-500000	PO 406485	11,257.00	N
006386	12-19-2024	SOUTHWEST NETWORK	500543	55970-IN	623-52-6299.00-999-599600	CONTRACT SERVICE/TECH-AHS	3,905.00	N
006387	12-19-2024	TEX-OMA BUILDERS SU	500056	809003	623-81-6629.00-001-599200	DOOR REPAIRS/AHS	620.00	N
034562	12-06-2024	4IMPRINT, INC.	501763	13259117	461-11-6399.01-042-511000	SUPPLIES	595.25	N
034563	12-06-2024	ALEDO ISD CHILD NUTRI	502020	2404	461-11-6399.01-041-511000	CAMPUS EVENT	340.00	N
			502009	2405	461-11-6399.01-042-511000	CAMPUS EVENT	225.00	N
Totals for Check 034563							565.00	
034564	12-06-2024	DOMINO'S PIZZA	501822	1440	461-11-6499.02-103-511000	FIELD TRIP/STUARD	72.49	N
034565	12-06-2024	ESPERANZA'S BAKERY	502059	6464779	461-11-6399.01-041-511000	CAMPUS EVENT	1,676.41	N
034566	12-06-2024	FORT WORTH FLORAL	501703	383999	461-11-6499.03-001-522972	FLORAL DESIGN AHS	899.30	N
034567	12-06-2024	LEGENDS HOSPITALITY,	500829	123671618-	461-11-6499.02-105-511000	FIELD TRIP/WALSH	3,260.00	N
034568	12-06-2024	MAINSTAY FARM	502095	MCKINNEY	461-11-6499.02-108-511000	FIELD TRIP/McKINNEY	1,140.00	N

For the Month of December

Check Nbr	Check Date	Payee	PO Nbr	Invoice Nbr	Fnd-Fnc-Obj.So-Org-Prog	Reason	Amount	EFT
034569	12-06-2024	MAINSTAY FARM	502098	CODER ELEM	461-11-6499.02-102-511000	FIELD TRIP/CODER	1,512.00	N
034570	12-06-2024	MALLORY'S WESTERN &	501714	29690	461-11-6399.01-104-511000	SUPPLIES	852.00	N
034571	12-06-2024	MCALISTER'S DELI	501986	2645808	461-11-6399.01-042-511000	MEETING EXPENSE	197.51	N
034572	12-06-2024	PHILLIPS WELDING SUP	501304	62911	461-11-6499.05-001-522972	WELDING/AHS	1,106.19	N
			501702	62912	461-11-6499.05-001-522972	WELDING/AHS	816.88	N
Totals for Check 034572							1,923.07	
034573	12-06-2024	RANGERS BASEBALL EX	502082	8722387-	461-11-6499.02-103-511000	FIELD TRIP/STUARD	4,409.90	N
034574	12-06-2024	CAPITAL ONE	501720	SAM'S CLUB	461-11-6399.01-001-511000	SUPPLIES	109.86	N
			501727	WALMART	461-11-6399.01-001-511000	SUPPLIES	30.04	N
			501727	SAM'S CLUB	461-11-6399.01-001-511000	SUPPLIES	260.12	N
			500487	SAM'S CLUB	461-11-6399.01-042-511000	SUPPLIES	218.69	N
			501427	SAM'S CLUB	461-11-6399.01-042-511000	SUPPLIES	208.30	N
			501370	SAM'S CLUB	461-11-6399.01-042-511000	SUPPLIES/CAMPUS EVENT	178.56	N
			501370	WALMART	461-11-6399.01-042-511000	SUPPLIES/CAMPUS EVENT	13.25	N
			501530	SAM'S CLUB	461-11-6399.01-042-511000	MEETING EXPENSE/VETERANS D	309.90	N
			501291	SAM'S CLUB	461-11-6399.01-108-511000	SUPPLIES	360.18	N
			501291	WALMART	461-11-6399.01-108-511000	SUPPLIES	41.73	N
			501766	WALMART	461-11-6399.01-108-511000	SUPPLIES	158.80	N
			500965	SAM'S CLUB	461-11-6399.03-001-511000	SUPPLIES	688.35	N
			500965	WALMART	461-11-6399.03-001-511000	SUPPLIES	47.74	N
			500965	SAM'S CLUB	461-11-6399.03-001-511000	SUPPLIES	359.46	N
			501844	SAM'S CLUB	461-11-6399.03-001-511000	SUPPLIES	27.98	N
			501063	SAM'S CLUB	461-11-6499.03-101-511000	SUPPLIES	288.22	N
			501914	WALMART	461-11-6499.05-001-522972	WELDING/AHS	74.00	N
			501815	WALMART	461-41-6499.01-750-599002	SUPPLIES/MEETING EXPENSE	53.64	N
Totals for Check 034574							3,428.82	
034575	12-06-2024	CROWD PLEASERS DAN	502054	110603	865-00-2191.26-041-500000	ENTRY FEE/DANCE	2,260.00	N
034576	12-06-2024	GRAFX PROMOTIONS LL	501976	1007051	865-00-2191.03-001-500000	SUPPLIES/ATHLETICS	564.00	N
034577	12-06-2024	HOSA-FUTURE HEALTH	501998	99649750	865-00-2191.55-001-500000	FEES/DUES	925.00	N
			501998	99645650	865-00-2191.55-001-500000	FEES/DUES	900.00	N
			501998	99643248	865-00-2191.55-001-500000	FEES/DUES	900.00	N
			501998	99649734	865-00-2191.55-001-500000	FEES/DUES	850.00	N
			501998	99645934	865-00-2191.55-001-500000	FEES/DUES	875.00	N
Totals for Check 034577							4,450.00	
034578	12-06-2024	NATIONAL CHEERLEAD	502047	REG-	865-00-2191.25-001-500000	ENTRY FEES/CHEER	1,814.00	N
			502047	REG-	865-00-2191.25-001-500000	ENTRY FEES/CHEER	1,814.00	N
			502047	REG-	865-00-2191.25-001-500000	ENTRY FEES/CHEER	6,660.00	N
			502047	REG-	865-00-2191.25-001-500000	ENTRY FEES/CHEER	4,233.39	N
			502047	REG-	865-00-2191.25-001-500001	ENTRY FEES/CHEER	2,636.61	N
Totals for Check 034578							17,158.00	
034579	12-06-2024	NORDSTROM	502058	2447	865-00-2191.26-041-500000	ENTRY FEE/DANCE	1,826.44	N

For the Month of December

Check Nbr	Check Date	Payee	PO Nbr	Invoice Nbr	Fnd-Fnc-Obj.So-Org-Prog	Reason	Amount	EFT
034580	12-06-2024	POWER LIFT	501624	29007	865-00-2191.07-001-500000	SUPPLIES/VARSITY SOCCER	2,496.59	N
034581	12-06-2024	CAPITAL ONE	501364	SAM'S CLUB	865-00-2191.31-001-500000	STUDENT MEALS/BAND	394.80	N
			501364	WALMART	865-00-2191.31-001-500000	STUDENT MEALS/BAND	53.48	N
			501505	SAM'S CLUB	865-00-2191.31-001-500000	STUDENT MEALS/BAND	593.42	N
			500942	SAM'S CLUB	865-00-2191.45-105-500000	SUPPLIES	250.58	N
			501755	SAM'S CLUB	865-00-2191.45-105-500000	SUPPLIES	83.88	N
			501756	WALMART	865-00-2191.45-105-500000	SUPPLIES	220.16	N
			501756	WALMART	865-00-2191.45-105-500000	SUPPLIES	267.80	N
				WALMART	865-00-2191.45-105-500000	PO 501756 RETURN	-27.52	N
			501378	WALMART	865-00-2191.70-041-500000	SUPPLIES/CAMPUS EVENT	100.01	N
Totals for Check 034581							1,936.61	
034582	12-06-2024	WEISSMAN'S THEATRIC	501693	254089396	865-00-2191.26-041-500000	SUPPLIES/DANCE	539.70	N
			501898	254099578	865-00-2191.26-041-500000	DANCE/AMS	1,192.52	N
Totals for Check 034582							1,732.22	
034583	12-12-2024	ALEDO ISD EDUCATION	086172	PTO GIFT	461-41-6499.01-750-599002	GIFTCARDS FOR TEACHERS	3,100.00	N
034584	12-19-2024	A2Z PROMOTIONS, INC	502130	1737	461-11-6399.03-103-511000	SUPPLIES	1,413.00	N
034585	12-19-2024	AMAZON CAPITAL	501252	1LQJ-61CP-	461-11-6329.01-041-511000	SUPPLIES/YEARBOOK	273.45	N
			501701	1XYC-K6X7-	461-11-6329.01-041-511000	SUPPLIES	104.10	N
			501662	1Y4N-XVGG-	461-11-6329.01-042-511000	SUPPLIES/YEARBOOK	201.02	N
			501361	1XGR-CWJ9-	461-11-6399.01-001-511000	OFFICE SUPPLIES	9.99	N
			501367	1W7Q-GGPL-	461-11-6399.01-001-511000	COUNSELING/OFFICE SUPPLIES	39.96	N
			501936	1KYM-YH6C-	461-11-6399.01-001-511000	SUPPLIES	125.99	N
			501469	1J13-9QGV-	461-11-6399.01-041-511000	SUPPLIES	71.95	N
			501938	1WC4-7L7R-	461-11-6399.01-042-511000	SUPPLIES	116.97	N
			502080	1M7R-7PLJ-	461-11-6399.01-042-511000	SUPPLIES	69.99	N
			502086	1GXY-NVW4-	461-11-6399.01-042-511000	SUPPLIES	88.46	N
			501979	1NGQ-MGK7-	461-11-6399.01-103-511000	SUPPLIES	92.48	N
			501617	13XL-Y1GR-	461-11-6399.01-104-511000	SUPPLIES/MCCALL	60.98	N
			501776	1933-MF7J-1KF7	461-11-6399.01-104-511000	SUPPLIES	51.54	N
			501875	1FNF-49KK-	461-11-6399.01-104-511000	SUPPLIES	125.71	N
			501813	1JN4-CLCW-	461-11-6399.01-105-511000	SUPPLIES	197.58	N
			500245	1RGD-YVQX-	461-11-6399.01-106-511000	SUPPLIES	59.96	N
			502157	1TXH-T3T9-	461-11-6399.03-001-526000	SUPPLIES	251.82	N
			501880	1RV1-JYDK-6933	461-11-6399.03-042-511000	SUPPLIES	190.60	N
			501394	141P-11KQ-	461-11-6399.03-101-511000	SUPPLIES	493.98	N
			501399	1PWR-H79C-	461-11-6399.03-104-511000	SUPPLIES	140.76	N
			501399	1DGK-VYLQ-	461-11-6399.03-104-511000	SUPPLIES	14.99	N
			501569	1PGM-K1H9-	461-11-6399.03-104-511000	SUPPLIES/MCCALL	51.96	N
			501954	19RG-99X4-	461-11-6399.03-107-511000	SUPPLIES/ECA	194.54	N
				1K4P-L39X-	461-11-6399.04-042-591000	PO 500723 RETURN	-89.97	N
			500988	11G4-X6TY-	461-12-6399.01-102-511000	SUPPLIES	725.89	N
			501819	1XKR-7DCR-	461-12-6399.01-102-511000	SUPPLIES	9.97	N
			501573	1QN7-XQX7-	461-12-6399.01-103-511000	LIBRARY SUPP/MATERIALS-STUA	587.86	N
			501621	1KKY-DVGJ-	461-12-6399.01-103-511000	LIBRARY SUPPLIES/STUARD	87.72	N

For the Month of December

Check Nbr	Check Date	Payee	PO Nbr	Invoice Nbr	Fnd-Fnc-Obj.So-Org-Prog	Reason	Amount	EFT
			501589	1MYG-GF49-	461-12-6399.01-104-511000	LIBRARY SUPPLIES/MCCALL	1,251.46	N
			501589	1VD3-HQRR-	461-12-6399.01-104-511000	LIBRARY SUPPLIES/MCCALL	272.77	N
			501948	1631-V7M3-649X	461-12-6399.01-104-511000	SUPPLIES	109.82	N
			501974	13HV-QQYR-	461-41-6499.01-750-599002	LOBBY CHRISTMAS TREE SUPPP	219.30	N
						Totals for Check 034585	6,203.60	
034586	12-19-2024	BURLESON HIGH SCHO	501996	ALEDO HS	461-36-6499.02-001-511000	UIL EXHIBITION EVENT	825.00	N
034587	12-19-2024	CASA MANANA THEATR	501142	132426-CODER	461-11-6499.02-102-511000	FIELD TRIP/CODER	1,411.00	N
			501770	133316-	461-11-6499.02-106-511000	FIELD TRIP/ANNETTA	1,785.00	N
						Totals for Check 034587	3,196.00	
034588	12-19-2024	CDW GOVERNMENT, IN	501553	AB4FP8N	461-11-6329.01-001-511000	TONER FOR JOURNALISM PRINT	1,390.90	N
034589	12-19-2024	CUSTOMINK, LLC	PY7051	75421218	461-11-6399.01-108-511000	SUPPLIES/McKINNEY	405.00	N
			501452	77451263	461-36-6499.02-001-511000	UIL TEAM TSHIRTS 2024-25	1,196.37	N
						Totals for Check 034589	1,601.37	
034590	12-19-2024	DEMCO, INC	502147	7576396	461-12-6399.01-103-511000	SUPPLIES/LIBRARY	618.44	N
034591	12-19-2024	ECHO EDUCATION SER	502253	241120	461-11-6499.02-106-511000	FIELD TRIP/ANNETTA	910.00	N
034592	12-19-2024	EFFORTLESS BRANDIN	501657	4931	461-11-6399.01-042-511000	SUPPLIES	3,479.00	N
			501852	4930	461-11-6399.01-042-511000	SUPPLIES	1,120.00	N
						Totals for Check 034592	4,599.00	
034593	12-19-2024	FORT WORTH FLORAL	501915	384376	461-11-6499.03-001-522972	SUPPLIES/FLORAL	270.82	N
034594	12-19-2024	FW MUSEUM OF	501953	FT151-1606	461-11-6499.02-105-511000	FIELD TRIP/WALSH	1,065.00	N
034595	12-19-2024	GREENE'S FLORIST	502018	030403	461-11-6399.01-001-511000	FLOWERS	123.45	N
034596	12-19-2024	LEGACY TREE & LANDS	086187	12024	461-11-6499.01-001-522972	MISTAWAY MOSQUITO	225.00	N
034597	12-19-2024	MASTERCARD - JP MOR	501356	DAYNE'S BBQ	461-11-6399.01-001-511000	SUPPLIES	50.00	N
			502072	BROOKSHIRES	461-11-6399.01-041-511000	SUPPLIES	295.87	N
			502090	OLD TX	461-11-6399.01-042-511000	CAMPUS EVENT	2,398.63	N
			501959	ALEDO DONUTS	461-11-6399.01-101-511000	SUPPLIES	85.80	N
			501445	HEB	461-11-6399.01-103-511000	SUPPLIES	193.44	N
			501830	RODEO AUSTIN	461-11-6499.01-001-522972	AG SCIENCE AHS	1,604.76	N
			502003	SAN ANT STK	461-11-6499.01-001-522972	AG SCIENCE AHS	3,573.80	N
			502001	HOUSTON STK	461-11-6499.01-001-522972	AG SCIENCE AHS	2,397.00	N
			501572	FORT WORTH	461-11-6499.02-103-511000	STUARD/SECOND GR FILED TRIP	819.00	N
			501771	GAYLORD	461-11-6499.02-108-511000	FIELD TRIP/McKINNEY	3,572.95	N
			502030	HEB	461-41-6499.01-750-599002	MEETING EXPENSE/TASBO CLAS	99.70	N
			501982	HOBBY LOBBY	461-41-6499.01-750-599002	MEETING EXPENSE/DISTRICT	53.13	N
			501982	HOBBY LOBBY	461-41-6499.01-750-599002	MEETING EXPENSE/DISTRICT	13.95	N
			501814	NATTY FLAT	461-41-6499.01-750-599002	SUPPLIES/MEETING EXPENSE	236.39	N
			502173	BROOKSHIRES	461-41-6499.01-750-599002	MEETING EXPENSE	194.50	N
						Totals for Check 034597	15,588.92	
034598	12-19-2024	MICRO RANCH PETTING	501229	9895202	461-11-6399.01-106-511000	CAMPUS EVENT	600.00	N

For the Month of December

Check Nbr	Check Date	Payee	PO Nbr	Invoice Nbr	Fnd-Fnc-Obj.So-Org-Prog	Reason	Amount	EFT
034599	12-19-2024	NORTHWEST ENGRAVE	PY7147	245740	461-11-6399.03-105-511000	SUPPLIES/WALSH	24.59	N
034600	12-19-2024	PEROT MUSEUM OF NA	501887	7297CDBF	461-11-6499.02-105-511000	FIELD TRIP/WALSH	264.00	N
034601	12-19-2024	PRECISION BUSINESS M	502250	124063	461-11-6399.01-105-511000	SUPPLIES	185.00	N
034602	12-19-2024	SLADE & NASH SUPPLY	502004	D342	461-11-6399.01-108-511000	SUPPLIES	2,544.25	N
			502120	D343B	461-11-6399.03-107-511000	SUPPLIES/ECA	655.50	N
Totals for Check 034602							3,199.75	
034603	12-19-2024	SOLUTION TREE, INC	502377	S314209	461-11-6399.01-106-511000	Behavior Solutions - B. Smith	739.00	N
034604	12-19-2024	SWANK MOVIE LICENSI	502041	3782640	461-11-6399.01-106-511000	ANNUAL RENEWAL	641.00	N
034605	12-19-2024	TEXAN GRADUATION SU	502160	3695	461-11-6399.01-001-511000	SUPPLIES	14.50	N
034606	12-19-2024	WAY 2 CUTE DESIGNS	502159	6370	461-11-6399.01-001-511000	SUPPLIES	153.00	N
034607	12-19-2024	AMAZON CAPITAL	501498	1VWM-9MRR-	865-00-2191.07-041-500000	SUPPLIES/ATHLETICS	819.99	N
			501575	1M7F-Y6MR-	865-00-2191.07-041-500000	AMS FOOTBALL SUPPLIES	21.82	N
			501833	1Q3P-PM6Y-	865-00-2191.07-041-500000	SUPPLIES/ATHLETICS	10.49	N
			501907	1CRX-61PM-	865-00-2191.07-041-500000	EQUIPMENT/ATHLETICS	653.79	N
				164L-QMGG-	865-00-2191.07-041-500000	PO 501575 CANCELLED ITEM	-13.93	N
			501651	1YLG-LTV9-	865-00-2191.07-042-500000	SUPPLIES/ATHLETICS	59.99	N
			500925	1GNK-JRTR-	865-00-2191.32-001-500000	UNIFORMS/CHOIR	840.63	N
				1QKJ-3D7P-	865-00-2191.32-001-500000	PO 500846 RETURN	-39.57	N
				14HW-L6WD-	865-00-2191.32-001-500000	PO 500846 RETURN	-39.58	N
				1N73-6TQ4-	865-00-2191.32-001-500000	PO 500846 RETURN	-39.58	N
				171Q-64XD-	865-00-2191.32-001-500000	PO 500846 RETURN	-316.64	N
				1LQV-PCR1-	865-00-2191.32-001-500000	PO 500846 RETURN	-118.74	N
			501267	1NJ9-9VVM-	865-00-2191.33-001-500000	SUPPLIES/THEATRE	155.47	N
			501267	1VC9-DVM1-	865-00-2191.33-001-500000	SUPPLIES/THEATRE	48.99	N
			501558	1WQX-Y3VR-	865-00-2191.33-001-500000	ALEDO PLAYERS/ FALL MISC	128.37	N
			501301	1DX6-JPJY-P6F4	865-00-2191.45-102-500000	SUPPLIES	77.65	N
			501614	17LP-3HDR-	865-00-2191.45-103-500000	STUDENT COUNCIL SUPPLIES/ST	294.48	N
			501614	1CNJ-Q4GV-	865-00-2191.45-103-500000	STUDENT COUNCIL SUPPLIES/ST	64.90	N
Totals for Check 034607							2,608.53	
034608	12-19-2024	GAME ONE	500704	10361590	865-00-2191.15-001-500000	SUPPLIES/ATHLETICS	8,268.00	N
034609	12-19-2024	BASE10ASSETS, LLC	501723	200067168	865-00-2191.46-001-500000	SUPPLIES	525.85	N
034610	12-19-2024	BSN SPORTS, LLC	501507	927699685	865-00-2191.02-001-500000	SUPPLIES/ATHLETICS	504.00	N
			501507	927987867	865-00-2191.02-001-500000	SUPPLIES/ATHLETICS	324.00	N
			502061	927971104	865-00-2191.12-001-500000	SUPPLIES/ATHLETICS	504.00	N
			502062	927971103	865-00-2191.12-001-500000	EQUIPMENT/ATHLETICS	742.81	N
			502062	927971103	865-00-2191.13-001-500000	EQUIPMENT/ATHLETICS	742.81	N
Totals for Check 034610							2,817.62	
034611	12-19-2024	AREA 1 REGION 1 BPA	502441	PREV240214490	865-00-2191.34-001-500000	BPA REGIONAL REGISTRATION	1,100.00	N
034612	12-19-2024	FORNEY HIGH SCHOOL	502357	FORNEY	865-00-2191.08-001-500000	ENTRY FEE/ATHLETICS	25.00	N

For the Month of December

Check Nbr	Check Date	Payee	PO Nbr	Invoice Nbr	Fnd-Fnc-Obj.So-Org-Prog	Reason	Amount	EFT
034613	12-19-2024	KORNEY BOARD AIDS, I	501890	221817	865-00-2191.03-001-500000	SUPPLIES/ATHLETICS	97.95	N
034614	12-19-2024	MASTERCARD - JP MOR	502050	CEFCO	865-00-2191.04-001-500000	STUDENT TRAVEL/ATHLETICS	74.00	N
			502050	ALON	865-00-2191.04-001-500000	STUDENT TRAVEL/ATHLETICS	50.00	N
			502050	QUIKTRIP	865-00-2191.04-001-500000	STUDENT TRAVEL/ATHLETICS	50.00	N
			501393	CHICK-FIL-A	865-00-2191.06-001-500000	STUDENT MEALS/ATHLETICS	73.96	N
			501393	WALMART	865-00-2191.06-001-500000	STUDENT MEALS/ATHLETICS	26.52	N
			501393	TANGLE RIDGE	865-00-2191.06-001-500000	STUDENT MEALS/ATHLETICS	16.00	N
			500404	CHICK-FIL-A	865-00-2191.06-001-500000	STUDENT MEALS/ATHLETICS	24.89	N
			086149	WALMART	865-00-2191.31-001-500000	PO 501509	9.32	N
			086149	MURPHY USA	865-00-2191.31-001-500000	PO 501509	52.09	N
			086149	ALAMO DOME	865-00-2191.31-001-500000	PO 501509	15.00	N
			086149	ALAMO DOME	865-00-2191.31-001-500000	PO 501509	15.00	N
			086149	ALAMO DOME	865-00-2191.31-001-500000	PO 501509	15.00	N
			501626	ROSA'S CAFE	865-00-2191.32-001-500000	REGION MEALS IN FW 11/14	117.06	N
			501626	RAISING CANES	865-00-2191.32-001-500000	REGION MEALS IN FW 11/14	66.74	N
			501722	BPA	865-00-2191.34-001-500000	SUPPLIES	41.60	N
			500841	RANCH HOUSE	865-00-2191.45-001-500000	SUPPLIES	97.74	N
			501992	TARGET	865-00-2191.45-103-500000	SUPPLIES	400.00	N
			501667	JAKE'S	865-00-2191.70-041-500000	HOSPITALITY/AMS	42.69	N
			501654	CVS	865-00-2191.70-101-500000	HOSPITALITY/VANDAGRIFF	50.00	N
						Totals for Check 034614	1,237.61	
034615	12-19-2024	MEMORABLE MOMENTS	086212	4144	865-00-2191.26-001-500000	DANCE TEAM POSTERS	575.00	N
034616	12-19-2024	OMNI FORT WORTH HO	502308	13574381-2	865-00-2191.65-001-500000	DEPOIST #2/PROM 2025	7,000.00	N
034617	12-19-2024	RIDDELL ALL AMERICAN	502169	952216805	865-00-2191.15-001-500000	SUPPLIES/ATHLETICS	875.40	N
			502170	952217308	865-00-2191.15-001-500000	SUPPLIES/ATHLETICS	1,214.95	N
						Totals for Check 034617	2,090.35	
034618	12-19-2024	SSR JACKETS	501482	494645	865-00-2191.26-001-500000	DANCE LETTER JACKETS	20.00	N
			501574	494647	865-00-2191.29-001-500000	SPIRIT OF ALEDO LETTER JACKE	20.00	N
			501856	494646	865-00-2191.36-001-500000	FFA LETTER JACKET	20.00	N
			501481	494648	865-00-2191.52-001-500000	ANGLERS LETTER JACKET	60.00	N
						Totals for Check 034618	120.00	
034619	12-19-2024	VARSITY SPIRIT FASHIO	PY6197	33303888	865-00-2191.26-001-500000	UNIFORMS/DANCE	36,767.97	N
034620	12-19-2024	VARSITY SPIRIT FASHIO	502092	33304134	865-00-2191.25-042-500000	SUPPLIES/CHEER	278.50	N
120501	12-05-2024	FRONTSTREAM	086222	#INV350903	184-36-6499.00-999-599999	CC PROCESSING FEE	12.75	N
			086222	#INV350903	730-61-6499.00-999-599000	CC PROCESSING FEE	12.75	N
						Totals for Check 120501	25.50	
120601	12-06-2024	ARBITERSPORTS, LLC	086223	ARBITERPAY	184-36-6299.00-001-591960	GAME OFFICIALS	9,000.00	N
120901	12-09-2024	AUTHERS BUILDING GR	086220	APP #7	623-81-6629.00-001-599200	AHS RENOVATION	1,526,272.49	N
121001	12-10-2024	FIRST FINANCIAL BANK	086224	630006	184-36-6499.00-999-599999	CC PROCESSING FEE	48.51	N
			086224	630006	730-61-6499.00-999-599000	CC PROCESSING FEE	48.51	N
						Totals for Check 121001	97.02	

For the Month of December

Check Nbr	Check Date	Payee	PO Nbr	Invoice Nbr	Fnd-Fnc-Obj.So-Org-Prog	Reason	Amount	EFT
121201	12-12-2024	GORDON-DARBY, INC	086225	241113076	199-34-6249.02-930-599930	EMISSIONS TESTING	1.32	N
121701	12-17-2024	TEXAS COMPTROLLER	086226	NOVEMBER	730-61-6499.00-999-599000	SALES AND USE TAX	404.45	N
122001	12-20-2024	AUTHERS BUILDING GR	086221	APP #8	623-81-6629.00-001-599200	AHS RENOVATION	1,095,007.42	N
122401	12-24-2024	KELLY TITLE ESCROW	086227	FILE	623-81-6619.00-999-599500	FUTURE SCHOOL SITE - KELLY R	40,042.20	N
122402	12-24-2024	PBK ARCHITECTS, INC	086228	547141	619-81-6629.00-106-599100	CONSTRUCTION SERVICE/ELEM	6,000.00	N
122403	12-24-2024	HUCKABEE & ASSOCIAT	086229	103849	619-81-6629.00-999-599300	ARCH FEES/PROJECT #01865-02-	1,077.86	N
122404	12-24-2024	HUCKABEE & ASSOCIAT	086230	103850	623-81-6629.00-001-599200	ARCH FEES/PROJECT #01951-01-	19,966.94	N
122405	12-24-2024	HUCKABEE & ASSOCIAT	086231	103851	623-52-6299.00-999-599600	ARCH FEES/PROJECT #01951-06-	1,092.04	N
154325	12-12-2024	CLOUD UNITY LLC	500265	1678	199-11-6299.01-001-522990	CHASE BANK PROCESSING ERR	-13,799.04	N
			500231	1679	199-53-6299.00-990-599990	CHASE BANK PROCESSING ERR	-14,704.80	N
			500553	1680	199-53-6299.01-001-522990	CHASE BANK PROCESSING ERR	-25,000.00	N
Totals for Check 154325							-53,503.84	
154562	12-06-2024	EDUC. EMPLOYEES CRE	DEDCH		199-00-2159.00-164-500000	DEC DED HSA	357.69	N
154563	12-06-2024	A.T.P.E.	DEDCH		199-00-2159.00-005-500000	DEC DED UNION DUES	4.72	N
154564	12-06-2024	ALEDO ISD GENERAL O	DEDCH		199-00-2159.00-125-500000	DEC DED MISCELLANEOUS	228.58	N
			DEDCH		199-00-2159.00-173-500000	DEC DED MISCELLANEOUS	2,667.31	N
Totals for Check 154564							2,895.89	
154565	12-06-2024	UNITED EDUCATORS AS	DEDCH		199-00-2159.00-016-500000	DEC DED UNION DUES	115.56	N
154566	12-06-2024	HIGGINBOTHAM & ASSO	DEDCH		199-00-2159.00-008-500000	DEC DED MISCELLANEOUS	185.08	N
			DEDCH		199-00-2159.00-099-500000	DEC DED DEPENDENT CHILD CA	4.62	N
Totals for Check 154566							189.70	
154567	12-06-2024	FINANCIAL BENEFIT SE	DEDCH		199-00-2153.00-018-500000	DEC DED LIFE INSURANCE	283.69	N
			DEDCH		199-00-2153.00-152-500000	DEC DED HEALTH INSURANCE	102.16	N
			DEDCH		199-00-2153.00-153-500000	DEC DED HEALTH INSURANCE	79.39	N
			DEDCH		199-00-2153.00-154-500000	DEC DED LIFE INSURANCE	427.93	N
			DEDCH		199-00-2153.00-158-500000	DEC DED HEALTH INSURANCE	1,371.27	N
			DEDCH		199-00-2153.00-165-500000	DEC DED HEALTH INSURANCE	249.54	N
			DEDCH		199-00-2159.00-141-500000	DEC DED MISCELLANEOUS	53.85	N
			DEDCH		199-00-2159.00-150-500000	DEC DED MISCELLANEOUS	57.40	N
			DEDCH		199-00-2159.00-155-500000	DEC DED INCOME REPLACEMEN	282.59	N
			DEDCH		199-00-2159.00-160-500000	DEC DED MISCELLANEOUS	100.60	N
			DEDCH		199-00-2159.00-163-500000	DEC DED MISCELLANEOUS	89.05	N
Totals for Check 154567							3,097.47	
154568	12-06-2024	JNT RESOURCE PARTN	DEDCH		199-00-2159.00-167-500000	DEC DED TAX SHEL. ANNUITY	258.50	N
			DEDCH		199-00-2159.00-169-500000	DEC DED 457 DEFERRED COMP.	181.57	N
			DEDCH		199-00-2159.00-503-500000	DEC DED FINANCE DEDUCTION	150.00	N
Totals for Check 154568							590.07	
154569	12-06-2024	SOUTH CAROLINA DEPT	DEDCH		199-00-2159.00-504-500000	DEC DED MISCELLANEOUS	273.78	N

For the Month of December

Check Nbr	Check Date	Payee	PO Nbr	Invoice Nbr	Fnd-Fnc-Obj.So-Org-Prog	Reason	Amount	EFT
154570	12-06-2024	NEBRASKA STATE TREA	DEDCH		199-00-2159.00-505-500000	DEC DED MISCELLANEOUS	337.85	N
154571	12-06-2024	A&M SIGNS	501945	18739	184-36-6499.00-001-591960	AWARDS	114.00	N
			501422	18748	199-51-6299.00-910-599910	CONTRACT SERVICE/MAINT	415.00	N
			501893	18747	199-51-6299.00-910-599910	SIGNAGE/DISTRICT	290.00	N
						Totals for Check 154571	819.00	
154572	12-06-2024	ALEDO BRANDING CO	501939	3672	199-41-6399.00-731-599731	SUPPLIES	161.00	N
154573	12-06-2024	ALICIA WOODS AUDIOL	086078	NOVEMBER	199-11-6299.04-940-523940	AUDIOLOGY SERVICES/SPED	150.00	N
154574	12-06-2024	ALLIANCE LAUNDRY SY	086131	6001971997	199-00-2110.00-000-500000	PO 407493	80.24	N
			086079	6001979642	199-51-6299.00-910-599910	SERVICE CALL PARTS	340.05	N
						Totals for Check 154574	420.29	
154575	12-06-2024	APPLE, INC.	501760	MB34142421	199-11-6399.00-041-511041	SUPPLIES	89.00	N
			501605	MB33750379	263-11-6399.00-999-525000	ESL/IMM SUPPLIES/DISTRICT	1,944.00	N
			501605	MB33750379	263-11-6399.01-999-525000	ESL/IMM SUPPLIES/DISTRICT	1,296.00	N
						Totals for Check 154575	3,329.00	
154576	12-06-2024	ARLINGTON ISD	086080	611	184-36-6412.08-001-591960	VOLLEYBALL AREA PLAYOFF	570.50	N
154577	12-06-2024	AT&T	086081	8310009734634	199-51-6259.01-999-599999	INTERNET & VOICE BUNDLE	1,034.15	N
154578	12-06-2024	AT&T MOBILITY	086082	287293091517	199-11-6499.19-999-599990	HOTSPOTS	150.00	N
			086082	287293091517	199-51-6259.01-999-599999	MOBILE PHONES	1,537.18	N
						Totals for Check 154578	1,687.18	
154579	12-06-2024	ATMOS ENERGY	086083	4022842271	199-51-6259.03-999-599999	UTILITIES	221.05	N
154580	12-06-2024	BLICK ART MATERIALS L	501653	4192389	199-11-6399.00-042-511210	SUPPLIES/ART	637.38	N
			086132	4077333	199-11-6399.00-108-511210	PO 500922 REPLACEMENT	24.30	N
				4065538	199-11-6399.00-108-511210	PO 500922 REPLACEMENT	-24.30	N
						Totals for Check 154580	637.38	
154581	12-06-2024	BLUEQUAIL CLOTHING	500708	D2983	730-61-6399.00-999-599000	BEARCAT STORE INVENTORY	5,070.00	N
154582	12-06-2024	EDWARD J. BRATCHER	086084	GRAHAM/DUMB	184-36-6299.00-001-591965	FOOTBALL CHAIN CREW 11/14/24	75.00	N
			086084	CHISHOLM	184-36-6299.00-001-591965	FOOTBALL CHAIN CREW 11/15/24	75.00	N
						Totals for Check 154582	150.00	
154583	12-06-2024	BRAZOS LOGO SHOP LL	501022	1010898	184-36-6399.06-041-591960	SUPPLIES/ATHLETICS	92.93	N
			501022	1010898	184-36-6399.07-041-591960	SUPPLIES/ATHLETICS	92.94	N
						Totals for Check 154583	185.87	
154584	12-06-2024	BSN SPORTS, LLC	500235	927148926	184-36-6399.02-001-591960	SUPPLIES/ATHLETICS	1,244.00	N
			500528	927518385	184-36-6399.03-001-591960	SUPPLIES/ATHLETICS	653.31	N
			501597	927722429	184-36-6399.03-001-591960	SUPPLIES/AHS G BASKETBALL	27.20	N
			501089	927514867	184-36-6399.03-041-591960	SUPPLIES/ATHLETICS	843.30	N
			501146	927728637	184-36-6399.03-041-591960	UNIFORMS/ATHLETICS	371.70	N
			501090	927427813	184-36-6399.04-041-591960	SUPPLIES/ATHLETICS	576.39	N
			501146	927728637	184-36-6399.04-041-591960	UNIFORMS/ATHLETICS	638.61	N
			501091	927427814	184-36-6399.05-041-591960	SUPPLIES/ATHLETICS	939.10	N
			501119	927375381	184-36-6399.05-041-591960	SUPPLIES/ATHLETICS	129.05	N
			501146	927728637	184-36-6399.05-041-591960	UNIFORMS/ATHLETICS	108.69	N
			500510	927256827	184-36-6399.05-042-591960	UNIFORMS/ATHLETICS	276.38	N

For the Month of December

Check Nbr	Check Date	Payee	PO Nbr	Invoice Nbr	Fnd-Fnc-Obj.So-Org-Prog	Reason	Amount	EFT
			501119	927375381	184-36-6399.07-041-591960	SUPPLIES/ATHLETICS	270.96	N
			501092	927534044	184-36-6399.99-041-591960	SUPPLIES/ATHLETICS	3,969.00	N
			501093	927659868	184-36-6399.99-041-591960	UNIFORMS/ATHLETICS	330.75	N
			501145	927713787	184-36-6399.99-041-591960	UNIFORMS/ATHLETICS	1,244.25	N
			501146	927728637	184-36-6399.99-041-591960	UNIFORMS/ATHLETICS	456.00	N
			500500	927488545	184-36-6399.99-042-591960	UNIFORMS/ATHLETICS	622.13	N
			500508	927450527	184-36-6399.99-042-591960	UNIFORMS/ATHLETICS	1,575.00	N
			500510	927256827	184-36-6399.99-042-591960	UNIFORMS/ATHLETICS	3,802.87	N
Totals for Check 154584							18,078.69	
154585	12-06-2024	BSN SPORTS, LLC	086133	927781403	184-00-2110.00-000-500000	PO 406290	78.00	N
154586	12-06-2024	BUCK'S WHEEL & EQUIP	501302	145038	199-34-6319.00-930-599930	SUPPLIES/BUS FLEET	939.00	N
			086144	143923	199-34-6319.00-930-599930	PO 500633 EXTRA PARTS	352.00	N
Totals for Check 154586							1,291.00	
154587	12-06-2024	CDW GOVERNMENT, IN	501560	AB49F3W	199-31-6398.00-920-511920	SUPPLIES	383.08	N
			501560	AB49U2V	199-31-6398.00-920-511920	SUPPLIES	191.52	N
			501570	AB5TI9L	199-53-6398.00-990-599990	TECHNOLOGY EQUIPMENT/DIST	190.60	N
			501570	AB52Q4K	199-53-6398.00-990-599990	TECHNOLOGY EQUIPMENT/DIST	253.00	N
			501965	AB6MX3V	199-53-6398.00-990-599990	EQUIPMENT/TECHNOLOGY	87.39	N
Totals for Check 154587							1,105.59	
154588	12-06-2024	CALPINE	086085	24325002356765	199-51-6259.00-999-599999	UTILITIES	82,649.15	N
154589	12-06-2024	CHICK-FIL-A HUDSON O	086086	5373615	184-36-6343.00-999-599965	CFA SANDWICHES	99.00	N
			501970	5539446	184-36-6343.00-999-599965	CONCESSION SUPPLIES	198.00	N
			501970	5539458	184-36-6343.00-999-599965	CONCESSION SUPPLIES	148.50	N
			501970	5542634	184-36-6343.00-999-599965	CONCESSION SUPPLIES	123.75	N
Totals for Check 154589							569.25	
154590	12-06-2024	CITY OF ALEDO	086087	02-0004300-01	199-51-6259.02-999-599999	UTILITIES	549.96	N
			086087	02-0004500-01	199-51-6259.02-999-599999	UTILITIES	2,653.16	N
			086087	02-0004900-01	199-51-6259.02-999-599999	UTILITIES	357.69	N
			086087	02-0005200-01	199-51-6259.02-999-599999	UTILITIES	3,451.83	N
			086087	03-0000200-01	199-51-6259.02-999-599999	UTILITIES	2,271.63	N
			086087	05-0000200-01	199-51-6259.02-999-599999	UTILITIES	1,096.29	N
			086087	05-0000300-01	199-51-6259.02-999-599999	UTILITIES	4,880.52	N
			086087	05-0000350-01	199-51-6259.02-999-599999	UTILITIES	392.82	N
			086087	05-0000375-01	199-51-6259.02-999-599999	UTILITIES	1,463.00	N
			086087	05-0000400-01	199-51-6259.02-999-599999	UTILITIES	1,707.92	N
			086087	05-0000500-01	199-51-6259.02-999-599999	UTILITIES	2,524.40	N
			086087	05-0000575-01	199-51-6259.02-999-599999	UTILITIES	1,412.92	N
			086087	05-0000600-01	199-51-6259.02-999-599999	UTILITIES	410.86	N
			086087	05-0000750-02	199-51-6259.02-999-599999	UTILITIES	88.98	N
			086087	05-0000800-01	199-51-6259.02-999-599999	UTILITIES	851.91	N
			086087	05-0000900-01	199-51-6259.02-999-599999	UTILITIES	4,054.45	N
			086087	05-0001000-01	199-51-6259.02-999-599999	UTILITIES	853.76	N
			086087	05-0001200-01	199-51-6259.02-999-599999	UTILITIES	177.49	N
			086087	05-0001300-01	199-51-6259.02-999-599999	UTILITIES	242.53	N
Totals for Check 154590							29,442.12	

For the Month of December

Check Nbr	Check Date	Payee	PO Nbr	Invoice Nbr	Fnd-Fnc-Obj.So-Org-Prog	Reason	Amount	EFT
154591	12-06-2024	COLLEGE BOARD	501854	EA239601	199-11-6399.00-001-511001	ANNUAL COLLEGE BOARD MEMB	400.00	N
			086088	P2426434831	199-31-6339.00-999-511921	PSAT 8/9 FALL - 9TH GRADE	6,886.26	N
						Totals for Check 154591	7,286.26	
154592	12-06-2024	CROWD PLEASERS DAN	502054	110603	199-36-6499.00-041-511230	ENTRY FEE/DANCE	1,251.50	N
			502029	110622	199-36-6499.00-042-511230	ENTRY FEE/DANCE	1,207.50	N
						Totals for Check 154592	2,459.00	
154593	12-06-2024	CURTIS CULWELL CENT	086089	ALEDO ISD	184-36-6412.08-001-591960	UIL VOLLEYBALL SEMIFINALS	182.50	N
154594	12-06-2024	KELLY DERETA	086090	CAYDEN	240-00-5751.00-001-500000	REFUND-STUDENT GRADUATED	48.65	N
154595	12-06-2024	DAC, INC	500966	37437	199-52-6399.00-990-599990	SUPPLIES/STUDENT ID'S	12,895.67	N
154596	12-06-2024	DIGITAL COMPLIANCE	502102	34411	199-11-6399.08-001-522972	CURRICULUM/CTE	1,120.00	N
154597	12-06-2024	DJB MUSIC SERVICES, L	086091	DJB2024-086	199-36-6299.00-042-511200	MMS 2 BAND CLASSES	250.00	N
154598	12-06-2024	THE AMERICAN BOTTLI	500760	3733513757	240-35-6341.00-041-599950	FOOD SUPPLIES	170.01	N
			500760	3733513755	240-35-6341.00-042-599950	FOOD SUPPLIES	188.90	N
						Totals for Check 154598	358.91	
154599	12-06-2024	DREW MEDFORD MEMO	502043	VARSIITY	184-36-6412.02-001-591960	ENTRY FEE/ATHLETICS	400.00	N
154600	12-06-2024	EDUCATIONAL SERVICE	501989	SO-104943	199-11-6249.01-106-511999	DEVICE REPAIR/106	342.00	N
			501989	SO-104944	199-11-6249.01-106-511999	DEVICE REPAIR/106	684.00	N
						Totals for Check 154600	1,026.00	
154601	12-06-2024	ELLIOTT ELECTRIC SUP	501879	121-53312-01	199-51-6319.03-910-599910	SUPPLIES/ELECTRICAL	230.20	N
154602	12-06-2024	FIRETROL PROTECTION	086092	100971300	199-51-6249.02-910-599910	ANNETTA ELEM TRBLESHT PANA	256.00	N
			501338	100971453	199-51-6249.02-910-599910	FIRE SYSTEM MAINTENANCE	1,491.65	N
			501342	100971746	199-51-6249.02-910-599910	FIRE SYSTEM MAINTENANCE	1,680.00	N
			501342	100971747	199-51-6249.02-910-599910	FIRE SYSTEM MAINTENANCE	2,240.00	N
			501342	100971749	199-51-6249.02-910-599910	FIRE SYSTEM MAINTENANCE	1,120.00	N
			501342	100971751	199-51-6249.02-910-599910	FIRE SYSTEM MAINTENANCE	675.00	N
			501342	100971755	199-51-6249.02-910-599910	FIRE SYSTEM MAINTENANCE	615.00	N
			501342	100973614	199-51-6249.02-910-599910	FIRE SYSTEM MAINTENANCE	615.00	N
						Totals for Check 154602	8,692.65	
154603	12-06-2024	FLOWER MOUND HS BA	502042	PBR TEXAS	184-36-6412.02-001-591960	ENTRY FEE/ATHLETICS	350.00	N
154604	12-06-2024	EMILY FOSTER	086093	JULIAN RIDER	240-00-5751.00-108-500000	REFUND-PARENT REQUEST	30.00	N
154605	12-06-2024	FRANKE COFFEE SYSTE	501216	26392973	240-35-6219.00-950-599950	CONTRACT SERVICE/CN	400.00	N
			501216	26392973	240-35-6249.00-001-599950	CONTRACT SERVICE/CN	860.00	N
			501216	26393088	240-35-6249.00-009-599950	CONTRACT SERVICE/CN	753.00	N
						Totals for Check 154605	2,013.00	
154606	12-06-2024	GANDY INK	501630	868333	730-61-6399.00-999-599000	BEARCAT STORE INVENTORY	639.00	N
154607	12-06-2024	MYLENE GEORGE	086094	MYCA GEORGE	240-00-5751.00-105-500000	REFUND-PARENT REQUEST	30.20	N
154608	12-06-2024	GRAF X PROMOTIONS LL	501768	1007006	730-61-6399.00-999-599000	BEARCAT STORE INVENTORY	928.00	N
154609	12-06-2024	W.W. GRAINGER, INC.	500948	9274980029	199-51-6319.05-910-599910	SUPPLIES/HVAC	1,271.16	N

For the Month of December

Check Nbr	Check Date	Payee	PO Nbr	Invoice Nbr	Fnd-Fnc-Obj.So-Org-Prog	Reason	Amount	EFT
154610	12-06-2024	HARTNESS, LLC	501788	27730	199-52-6399.00-980-599980	SUPPLIES/POLICE	65.00	N
			501818	27731	199-52-6399.00-980-599980	SUPPLIES/POLICE	65.00	N
Totals for Check 154610							130.00	
154611	12-06-2024	HOBBY LOBBY STORES,	501506	HOBBY LOBBY	715-61-6399.00-907-511907	SUPPLIES/CDC	386.99	N
154612	12-06-2024	JUSTIN HUDSON HOLCO	086095	GRAHAM/DUMB	184-36-6299.00-001-591965	FOOTBALL CHAIN CREW 11/14/24	75.00	N
			086095	CHISHOLM	184-36-6299.00-001-591965	FOOTBALL CHAIN CREW 11/15/24	75.00	N
Totals for Check 154612							150.00	
154613	12-06-2024	HD SUPPLY, INC.	502031	837402775	199-51-6319.00-910-599910	SUPPLIES/MAINTENANCE	413.62	N
			502031	837856269	199-51-6319.00-910-599910	SUPPLIES/MAINTENANCE	125.43	N
			502031	838065845	199-51-6319.00-910-599910	SUPPLIES/MAINTENANCE	392.28	N
Totals for Check 154613							931.33	
154614	12-06-2024	INCON-TROL WATER SY	500252	18261	199-51-6299.00-910-599910	CONTRACT SERVICE/MAINT	764.99	N
154615	12-06-2024	JD PALATINE, LLC	086096	128519	199-41-6299.01-731-599731	BACKGROUND CHECKS	238.70	N
154616	12-06-2024	BRYAN JOHNSON	086097	TASCO PER	184-36-6411.01-001-591960	REPLACE CHECK #154354	108.00	N
154617	12-06-2024	K & M ELEVATOR, LLC	501867	118048	199-51-6499.03-910-599910	ELEVATOR MAINTENANCE	74.50	N
154618	12-06-2024	LAWN PATROL SERVICE	086098	11367	199-51-6299.04-999-599999	NOVEMBER GROUNDS	32,812.40	N
154619	12-06-2024	LEONARD GOLF LINKS	086099	11152024	184-36-6299.03-001-591960	GOLF TEAM PRACTICE FALL 2024	819.00	N
154620	12-06-2024	KRISTEN MARTINEZ	502104	TASCO PER	184-36-6411.01-001-591960	STAFF DEVELOPMENT	108.00	N
154621	12-06-2024	MARY E SMITH	086117	2024-11	199-36-6299.00-972-522972	CTE-NOV VIRTUAL ARD MEETING	1,300.00	N
154622	12-06-2024	MASTERS DISTRIBUTIO	501537	872181	240-35-6341.00-001-599950	FOOD	738.06	N
			501537	872180	240-35-6341.00-009-599950	FOOD	275.20	N
			501537	872182	240-35-6341.00-041-599950	FOOD	300.23	N
			501537	872183	240-35-6341.00-042-599950	FOOD	725.04	N
Totals for Check 154622							2,038.53	
154623	12-06-2024	MCLEMORE BUILDING M	086100	172556	199-51-6249.01-999-599999	FACILITY RENTAL CUSTODIAL	800.00	N
			086101	172557	199-51-6249.01-999-599999	FACILITY RENTAL CUSTODIAL	150.00	N
			086102	172559	199-51-6249.01-999-599999	FACILITY RENTAL CUSTODIAL	300.00	N
			086103	172560	199-51-6249.01-999-599999	FACILITY RENTAL CUSTODIAL	600.00	N
			086104	172561	199-51-6249.01-999-599999	FACILITY RENTAL CUSTODIAL	300.00	N
			086105	172617	199-51-6299.01-999-599999	NOVEMBER CUSTODIAL	258,001.15	N
Totals for Check 154623							260,151.15	
154624	12-06-2024	MHC TRUCK LEASING, I	500191	K0503000002545	199-36-6412.03-001-511999	TRUCK RENTAL/BAND	862.46	N
154625	12-06-2024	MHC TRUCK LEASING, I	500192	K0503000002543	199-36-6412.03-001-511999	TRUCK RENTAL/BAND	126.37	N
154626	12-06-2024	MHC TRUCK LEASING, L	501708	K0503000002542	199-36-6412.01-001-511200	BAND TRAVEL/PASIC	730.00	N
			501708	F0503770000179	199-36-6412.01-001-511200	BAND TRAVEL/PASIC	40.01	N
Totals for Check 154626							770.01	
154627	12-06-2024	MISSEY HEAD CONSULT	086106	2201	199-11-6299.00-999-511999	NOVEMBER CONSULTING SERVI	5,000.00	N
154628	12-06-2024	MOBILE	501805	731001751-1	199-11-6399.00-940-523940	SUPPLIES/SPED	991.20	N

For the Month of December

Check Nbr	Check Date	Payee	PO Nbr	Invoice Nbr	Fnd-Fnc-Obj.So-Org-Prog	Reason	Amount	EFT
154629	12-06-2024	MONIQUE MORENO	086107	B MORENO	240-00-5751.00-107-500000	REFUND-PARENT REQUEST	59.30	N
154630	12-06-2024	SHELBY MORRISON	086108	NOVEMBER	240-35-6411.01-999-599950	CHILD NUTRITION MILEAGE	168.94	N
154631	12-06-2024	MSB SCHOOL	086109	225017	199-00-5931.00-000-500000	TX SHARS MEDICAID ADM 12/6/24	10.40	N
154632	12-06-2024	KRISTA MURPHY	501812	FOOD	240-35-6411.00-105-599950	REIMB/EXPENSE	7.99	N
154633	12-06-2024	NCS PEARSON, INC.	501900	27163935	199-11-6398.00-940-523940	SUPPLIES/SPED	420.75	N
154634	12-06-2024	NORDSTROM	502058	2447	199-36-6499.00-041-511230	ENTRY FEE/DANCE	1,566.06	N
154635	12-06-2024	NORTH TEXAS TOLLWA	086130	2020606021	199-34-6499.04-930-599999	TOLL FEES	4.32	N
			086130	2025454268	199-34-6499.04-930-599999	TOLL FEES	18.90	N
						Totals for Check 154635	23.22	
154636	12-06-2024	NORTHWEST ENGRAVE	501740	245371	199-11-6497.00-101-511101	AWARDS/INCENTIVES	54.50	N
154637	12-06-2024	O'REILLY AUTO ENTERP	501964	4401-243936	199-34-6319.00-930-599930	SUPPLIES/BUS FLEET	413.40	N
			502008	4401-244221	199-51-6319.00-910-599930	SUPPLIES/WHITE FLEET	175.99	N
			502023	4401-244307	199-51-6319.00-910-599930	SUPPLIES/WHITE FLEET	73.99	N
						Totals for Check 154637	663.38	
154638	12-06-2024	PARADISO, INC	086110	SEPT-NOV 2024	224-11-6299.03-940-523000	SPEECH THERAPY SERVICES	862.50	N
			086110	OCTOBER 2024	224-11-6299.03-940-523000	SPEECH THERAPY SERVICES	75.00	N
			086110	OCT-NOV 2024	224-11-6299.05-940-523000	PROP SHARE SPEECH THERAPY	525.00	N
						Totals for Check 154638	1,462.50	
154639	12-06-2024	PARKER COUNTY CHAM	086129	26773	199-41-6495.00-750-599750	BUSINESS MEMBERSHIP INVEST	280.00	N
154640	12-06-2024	PARTS TOWN, LLC	501585	2104144146	199-51-6319.02-910-599910	PLUMBING SUPPLIES/AHS	4.87	N
154641	12-06-2024	PETROLEUM TRADERS	501971	2039969	199-34-6311.00-930-599930	VEHICLE FUEL/DISTRICT	12,725.53	N
			501971	2039970	199-34-6311.00-930-599930	VEHICLE FUEL/DISTRICT	6,731.36	N
						Totals for Check 154641	19,456.89	
154642	12-06-2024	PORTIONPAC CHEMICA	501634	IN253119	240-35-6399.00-001-599950	CLEANING SUPPLIES	150.14	N
			501634	IN253119	240-35-6399.00-009-599950	CLEANING SUPPLIES	150.14	N
			501634	IN253119	240-35-6399.00-041-599950	CLEANING SUPPLIES	150.14	N
			501634	IN253119	240-35-6399.00-042-599950	CLEANING SUPPLIES	150.14	N
			501634	IN253119	240-35-6399.00-101-599950	CLEANING SUPPLIES	150.14	N
			501634	IN253119	240-35-6399.00-102-599950	CLEANING SUPPLIES	150.14	N
			501634	IN253119	240-35-6399.00-103-599950	CLEANING SUPPLIES	150.14	N
			501634	IN253119	240-35-6399.00-104-599950	CLEANING SUPPLIES	150.14	N
			501634	IN253119	240-35-6399.00-105-599950	CLEANING SUPPLIES	150.14	N
			501634	IN253119	240-35-6399.00-106-599950	CLEANING SUPPLIES	150.14	N
			501634	IN253119	240-35-6399.00-107-599950	CLEANING SUPPLIES	150.14	N
			501634	IN253119	240-35-6399.00-108-599950	CLEANING SUPPLIES	150.14	N
						Totals for Check 154642	1,801.68	
154643	12-06-2024	CHARLES ROBERT PRIL	086111	GRAHAM/DUMB	184-36-6299.00-001-591965	FOOTBALL CHAIN CREW 11/14/24	75.00	N
			086111	CHISHOLM	184-36-6299.00-001-591965	FOOTBALL CHAIN CREW 11/15/24	75.00	N
						Totals for Check 154643	150.00	

For the Month of December

Check Nbr	Check Date	Payee	PO Nbr	Invoice Nbr	Fnd-Fnc-Obj.So-Org-Prog	Reason	Amount	EFT
154644	12-06-2024	PRO-ED	501899	3066635	199-11-6398.00-940-523940	SUPPLIES/SPED	86.90	N
154645	12-06-2024	PROJECT LEAD THE WA	501810	475074	199-11-6398.00-041-522972	PLTW EQUIPMENT	1,623.50	N
			500943	473125	199-11-6399.06-001-522972	SUPPLIES/ENGINEERING	325.50	N
Totals for Check 154645							1,949.00	
154646	12-06-2024	PURCHASE POWER	086112	80009000085500	199-23-6399.02-001-511999	POSTAGE ALLOCATION	71.43	N
			086112	80009000085500	199-23-6399.02-001-526999	POSTAGE ALLOCATION	17.86	N
			086112	80009000085500	199-23-6399.02-009-511999	POSTAGE ALLOCATION	53.57	N
			086112	80009000085500	199-23-6399.02-041-511999	POSTAGE ALLOCATION	71.43	N
			086112	80009000085500	199-23-6399.02-042-511999	POSTAGE ALLOCATION	71.43	N
			086112	80009000085500	199-23-6399.02-101-511999	POSTAGE ALLOCATION	53.57	N
			086112	80009000085500	199-23-6399.02-102-511999	POSTAGE ALLOCATION	53.57	N
			086112	80009000085500	199-23-6399.02-103-511999	POSTAGE ALLOCATION	53.57	N
			086112	80009000085500	199-23-6399.02-104-511999	POSTAGE ALLOCATION	53.57	N
			086112	80009000085500	199-23-6399.02-105-511999	POSTAGE ALLOCATION	53.57	N
			086112	80009000085500	199-23-6399.02-106-511999	POSTAGE ALLOCATION	53.57	N
			086112	80009000085500	199-23-6399.02-107-511999	POSTAGE ALLOCATION	17.86	N
			086112	80009000085500	199-23-6399.02-108-511999	POSTAGE ALLOCATION	53.57	N
			086112	80009000085500	199-41-6399.02-701-599999	POSTAGE ALLOCATION	35.71	N
			086112	80009000085500	199-41-6399.02-750-599999	POSTAGE ALLOCATION	35.72	N
Totals for Check 154646							750.00	
154647	12-06-2024	QUILL CORPORATION	086138	41358082	199-11-6399.00-105-511105	PO 501414 REPLACEMENT	1,031.64	N
				2411565	199-11-6399.00-105-511105	PO 501414 REPLACEMENT	-1,031.64	N
			501801	41523529	240-35-6399.01-950-599950	SUPPLIES	103.45	N
Totals for Check 154647							103.45	
154648	12-06-2024	R&R TRAVEL	502078	2411251	199-36-6412.03-001-511999	PLAYOFF TRAVEL/BAND	11,375.00	N
154649	12-06-2024	ROBERT CRAIG STEPHE	501734	12217	240-35-6341.00-001-599950	FOOD SUPPLIES	1,836.35	N
			501734	12220	240-35-6341.00-009-599950	FOOD SUPPLIES	392.30	N
			501734	12218	240-35-6341.00-041-599950	FOOD SUPPLIES	715.73	N
			501734	12219	240-35-6341.00-042-599950	FOOD SUPPLIES	506.75	N
			501734	12226	240-35-6341.00-101-599950	FOOD SUPPLIES	462.38	N
			501734	12222	240-35-6341.00-102-599950	FOOD SUPPLIES	528.70	N
			501734	12225	240-35-6341.00-103-599950	FOOD SUPPLIES	392.63	N
			501734	12223	240-35-6341.00-104-599950	FOOD SUPPLIES	566.85	N
			501734	12227	240-35-6341.00-105-599950	FOOD SUPPLIES	206.70	N
			501734	12221	240-35-6341.00-106-599950	FOOD SUPPLIES	656.50	N
			501734	12228	240-35-6341.00-107-599950	FOOD SUPPLIES	152.35	N
			501734	12224	240-35-6341.00-108-599950	FOOD SUPPLIES	401.83	N
Totals for Check 154649							6,819.07	
154650	12-06-2024	RCI TECHNOLOGIES, IN	500565	52512	199-51-6299.03-999-599999	CONTRACT SERVICE/DISTRICT	981.50	N
154651	12-06-2024	REGION 4 ESC	501062	F108279	199-11-6399.00-940-523940	SUPPLIES/SPED	91.80	N
			501062	G108279	199-11-6399.00-940-523940	SUPPLIES/SPED	25.50	N
			501606	11771751	199-34-6411.00-930-599930	CERTIFICATION RENEWAL/R GAR	60.00	N
Totals for Check 154651							177.30	

For the Month of December

Check Nbr	Check Date	Payee	PO Nbr	Invoice Nbr	Fnd-Fnc-Obj.So-Org-Prog	Reason	Amount	EFT
154652	12-06-2024	REID ATKINSON DESIGN	086113	262	199-36-6299.00-001-511200	MARCHING SHOW COORDINATIO	5,000.00	N
154653	12-06-2024	ROADRUNNER CHARTE	502046	51543	184-36-6412.08-001-591960	CHARTER SERVICE/ATHLETICS	9,900.00	N
154654	12-06-2024	RUSH TRUCK CENTERS	501912	3039594591	199-34-6319.00-930-599930	SUPPLIES/BUS FLEET	327.76	N
154655	12-06-2024	RUSSELL'S EDUCATION	501400	96100242	199-11-6399.00-101-511101	SUPPLIES	109.95	N
154656	12-06-2024	STEVE RUTLEDGE	086114	GRAHAM/DUMB	184-36-6299.00-001-591965	FOOTBALL CHAIN CREW 11/14/24	75.00	N
			086114	CHISHOLM	184-36-6299.00-001-591965	FOOTBALL CHAIN CREW 11/15/24	75.00	N
Totals for Check 154656							150.00	
154657	12-06-2024	SARAH MOORE MOBILIT	086115	NOVEMBER	224-11-6299.01-940-523000	O&M SERVICES	664.00	N
154658	12-06-2024	SCENE SCULPT LLC	086116	AHS THEATRE	199-11-6299.00-999-511299	FALL SHOW CONSULTING FEE	750.00	N
154659	12-06-2024	SCHOOL SPECIALTY, LL	501782	208135148257	199-11-6399.00-107-511107	SUPPLIES/ECA	403.56	N
154660	12-06-2024	SOUTHWEST PLASTIC B	501726	1540245-00	199-12-6399.00-001-511001	SUPPLIES/LIBRARY	345.60	N
154661	12-06-2024	SOUTHWEST INTERNATI	501905	02P195855	199-34-6319.00-930-599930	SUPPLIES/BUS FLEET	1,858.82	N
154662	12-06-2024	SPORTS IMPORTS, INC.	501680	INV26574	184-36-6399.03-042-591960	SUPPLIES/ATHLETICS	1,155.40	N
154663	12-06-2024	STEVE WEISS MUSIC IN	501113	INV1326370.1	199-11-6398.00-001-511200	INSTRUMENTS/BAND	563.95	N
154664	12-06-2024	SUPERIOR PEDIATRIC C	086118	NOV 1-15, 2024	224-11-6299.03-940-523000	SPEECH THERAPY SERVICES	420.00	N
			086118	NOV 16-30, 2024	224-11-6299.03-940-523000	SPEECH THERAPY SERVICES	297.50	N
Totals for Check 154664							717.50	
154665	12-06-2024	SARAH TABOR	086119	BENJAMIN	240-00-5751.00-106-500000	REFUND-PARENT REQUEST	35.00	N
154666	12-06-2024	SHERRY LYNNE TAYLO	502115	STICKER MULE	199-41-6399.00-731-599731	SUPPLIES	165.00	N
154667	12-06-2024	TEAGUE, NALL AND PER	086120	19495-17	199-81-6299.00-999-599999	ENGINEER DUE DILL & PROP EVA	3,521.67	N
154668	12-06-2024	TEX-OMA BUILDERS SU	501281	808826	427-52-6399.00-999-599999	SAFETY/SECURITY UPGRADE-DI	2,590.00	N
154669	12-06-2024	THSBCA	502063	CHAD BARRY	184-36-6411.01-001-591960	STAFF DEV/ATHLETICS	100.00	N
			502063	MIKE EVANS	184-36-6411.01-001-591960	STAFF DEV/ATHLETICS	20.00	N
			502063	MIKE EVANS	184-36-6495.05-001-591960	STAFF DEV/ATHLETICS	80.00	N
			502063	JOE	184-36-6495.05-001-591960	STAFF DEV/ATHLETICS	100.00	N
			502063	DAVID	184-36-6495.05-001-591960	STAFF DEV/ATHLETICS	60.00	N
Totals for Check 154669							360.00	
154670	12-06-2024	TMEA REGION 30 BAND	502089	AHS ST ETUDES	199-36-6499.00-001-511200	ENTRY FEES/BAND	1,273.00	N
			502089	AHS ST ETUDES	199-36-6499.00-001-511200	ENTRY FEES/BAND	97.00	N
			502089	AHS 9G CUTS	199-36-6499.00-001-511200	ENTRY FEES/BAND	493.00	N
Totals for Check 154670							1,863.00	
154671	12-06-2024	TOWN OF ANNETTA	086122	14-0050-00	199-51-6259.02-999-599999	UTILITIES	1,557.08	N
			086122	60-0095-00	199-51-6259.02-999-599999	UTILITIES	3,301.83	N
Totals for Check 154671							4,858.91	
154672	12-06-2024	THRIVE RESPONSE, LLC	086121	33174	199-11-6299.02-001-522972	BASIC LIFE SUPPORT-D BARNES	348.00	N
			086121	33193	199-11-6299.02-001-522972	BASIC LIFE SUPPORT-T MCBRIDE	306.00	N
Totals for Check 154672							654.00	

For the Month of December

Check Nbr	Check Date	Payee	PO Nbr	Invoice Nbr	Fnd-Fnc-Obj.So-Org-Prog	Reason	Amount	EFT
154673	12-06-2024	TRANSLATION & INTERP	086123	12765	199-11-6219.00-940-523940	TRANSLATION SERVICES	261.60	N
			086123	12937	199-11-6219.00-940-523940	TRANSLATION SERVICES	130.80	N
Totals for Check 154673							392.40	
154674	12-06-2024	TRI-COUNTY ELECTRIC	086124	800926955	199-51-6259.00-999-599999	UTILITIES	533.08	N
			086124	800926961	199-51-6259.00-999-599999	UTILITIES	12,667.29	N
			086124	800986241	199-51-6259.00-999-599999	UTILITIES	8,443.30	N
Totals for Check 154674							21,643.67	
154675	12-06-2024	TRIMARK USA, LLC	086140	2024020112679	240-00-2110.00-000-500000	PO 406695	315.10	N
154676	12-06-2024	TUXEDO CONNECT LLC	502051	BC25024	199-36-6398.00-042-511200	UNIFORMS/BAND	1,440.00	N
154677	12-06-2024	UNIFIRST HOLDINGS, IN	086125	2810450835	199-34-6299.05-930-599930	LAUNDRY SERVICES	94.77	N
			086125	2810454522	199-34-6299.05-930-599930	LAUNDRY SERVICES	94.77	N
Totals for Check 154677							189.54	
154678	12-06-2024	DEREK ALON VIERLING	502103	TASCO PER	184-36-6411.01-001-591960	STAFF DEVELOPMENT	108.00	N
154679	12-06-2024	VISA-PNC BANK	501232	SAMSClub.	184-36-6343.00-999-599965	CONCESSION SUPPLIES	230.16	N
			501389	SAMSClub.	184-36-6343.00-999-599965	CONCESSION SUPPLIES	1,065.93	N
			501583	SAMSClub.	184-36-6343.00-999-599965	CONCESSION SUPPLIES	1,083.05	N
			501873	SAMSClub.	184-36-6343.00-999-599965	CONCESSION SUPPLIES	860.98	N
			086146	NTTA	199-34-6499.04-930-599999	TOLL REPLENISHMENT	683.00	N
			501473	SAMSClub.	199-41-6499.00-732-599732	MEETING EXPENSE	303.70	N
			086148	PNC/VISA	199-41-6499.04-750-599750	LATE FEE	39.00	N
			086148	PNC/VISA	199-41-6499.04-750-599750	FINANCE CHARGE	80.21	N
Totals for Check 154679							4,346.03	
154680	12-06-2024	CAPITAL ONE	501673	SAM'S CLUB	184-36-6343.00-999-599965	CONCESSION SUPPLIES	1,294.56	N
			501920	SAM'S CLUB	184-36-6343.00-999-599965	CONCESSION SUPPLIES	198.78	N
			501927	WALMART	199-11-6399.00-001-511001	SUPPLIES	195.11	N
			501927	WALMART	199-11-6399.00-001-511001	SUPPLIES	14.89	N
			501266	WALMART	199-11-6399.00-001-538001	COLLEGE FAIR EXPENSE	30.56	N
			501439	WALMART	199-11-6399.01-001-526002	SUPPLIES	123.94	N
			501382	WALMART	199-11-6399.03-001-523940	Parent Night/PRIDE	51.31	N
			501671	WALMART	199-11-6399.03-940-523940	SUPPLIES/SPED	108.28	N
			501934	WALMART	199-11-6399.03-940-523940	SUPPLIES/SPED	67.40	N
			501169	WALMART	199-11-6399.08-001-522972	CURRICULUM/CTE	97.79	N
			501148	WALMART	199-11-6399.09-001-522972	SUPPLIES/HEALTH SCIENCE	178.80	N
			500863	WALMART	199-11-6497.00-001-526002	AWARDS	200.00	N
			500930	WALMART	199-11-6497.00-001-526002	AWARDS	50.00	N
			501382	WALMART	199-13-6399.00-940-523940	Parent Night/PRIDE	28.62	N
			501265	SAM'S CLUB	199-13-6499.01-970-511970	MEETING EXPENSE	189.74	N
			501265	SAM'S CLUB	199-13-6499.02-970-599970	MEETING EXPENSE	114.76	N
			501934	WALMART	199-21-6399.00-940-523940	SUPPLIES/SPED	4.71	N
501515	WALMART	199-31-6399.00-001-511001	SUPPLIES	21.90	N			
501870	SAM'S CLUB	199-34-6399.00-930-599930	OFFICE SUPPLIES/TRANS DEPT	425.44	N			
Totals for Check 154680							3,396.59	

For the Month of December

Check Nbr	Check Date	Payee	PO Nbr	Invoice Nbr	Fnd-Fnc-Obj.So-Org-Prog	Reason	Amount	EFT
154681	12-06-2024	WESTCO PEST CONTRO	501800	STADIUM	199-51-6249.01-910-599910	PEST CONTROL SERVICE	900.00	N
			501800	RODENT	199-51-6249.01-910-599910	PEST CONTROL SERVICE	1,590.00	N
Totals for Check 154681							2,490.00	
154682	12-06-2024	WILDFLOWER MUSIC TH	086126	2234	224-11-6299.02-940-523000	MUSIC THERAPY SERVICES	3,240.00	N
154683	12-06-2024	JOLETTE WINE	086127	2008	199-36-6299.00-001-511200	FULL DAY & MARCHING REHEAR	450.00	N
154684	12-06-2024	XEROX CORPORATION	086128	022474123	199-51-6269.01-999-599999	SER #QPH-223068 09/30-10/30	255.79	N
154685	12-12-2024	AT&T	086152	817A8607418612	199-51-6259.01-999-599999	TELEPHONE	4,092.65	N
154686	12-12-2024	ATMOS ENERGY	086153	3053219567	199-51-6259.03-999-599999	UTILITIES	641.39	N
154687	12-12-2024	CLOUD UNITY LLC	086171	1678	199-11-6299.01-001-522990	REPLACE CHECK #154325	13,799.04	N
			086171	1679	199-53-6299.00-990-599990	REPLACE CHECK #154325	14,704.80	N
			086171	1680	199-53-6299.01-001-522990	REPLACE CHECK #154325	25,000.00	N
Totals for Check 154687							53,503.84	
154688	12-12-2024	GARRETT GRANT GILDO	086154	AISD	199-41-6499.00-701-523940	SETTLEMENT AGREEMENT	7,000.00	N
154689	12-12-2024	NEXTLINK	086155	B125122833-71	199-53-6499.01-990-599999	VOIP LINE	418.29	N
154690	12-12-2024	NORTH TEXAS TOLLWA	086156	2016492605	199-34-6499.04-930-599999	TOLL FEES	18.90	N
			086156	2016826914	199-34-6499.04-930-599999	TOLL FEES	18.90	N
			086156	2018867437	199-34-6499.04-930-599999	TOLL FEES	107.36	N
			086156	2020208853	199-34-6499.04-930-599999	TOLL FEES	2.62	N
Totals for Check 154690							147.78	
154691	12-12-2024	OKLAHOMA TURNPIKE A	086157	27525592	199-34-6499.04-930-599999	TOLL FEES	13.75	N
154692	12-12-2024	REPUBLIC SERVICES	086158	0794-016719374	199-51-6259.05-999-599999	WASTE COLLECTION	18,029.15	N
154693	12-12-2024	SHARON M. RAMAGE, P.	086159	24095-SPED	199-41-6499.00-701-523940	BG VS ALEDO ISD	25,000.00	N
154694	12-12-2024	XEROX CORPORATION	086170	800715723	184-36-6269.00-001-591999	XEROX BASE/METER CHARGES	322.99	N
			086170	800715723	199-11-6269.01-001-511999	XEROX BASE/METER CHARGES	3,676.55	N
			086170	800715723	199-11-6269.01-001-526999	XEROX BASE/METER CHARGES	269.42	N
			086170	800715723	199-11-6269.01-009-511999	XEROX BASE/METER CHARGES	1,680.86	N
			086170	800715723	199-11-6269.01-041-511999	XEROX BASE/METER CHARGES	2,714.69	N
			086170	800715723	199-11-6269.01-042-511999	XEROX BASE/METER CHARGES	1,912.66	N
			086170	800715723	199-11-6269.01-101-511999	XEROX BASE/METER CHARGES	1,056.83	N
			086170	800715723	199-11-6269.01-102-511999	XEROX BASE/METER CHARGES	997.94	N
			086170	800715723	199-11-6269.01-103-511999	XEROX BASE/METER CHARGES	1,484.38	N
			086170	800715723	199-11-6269.01-104-511999	XEROX BASE/METER CHARGES	1,301.09	N
			086170	800715723	199-11-6269.01-105-511999	XEROX BASE/METER CHARGES	204.33	N
			086170	800715723	199-11-6269.01-106-511999	XEROX BASE/METER CHARGES	3,906.10	N
			086170	800715723	199-11-6269.01-107-511999	XEROX BASE/METER CHARGES	240.83	N
			086170	800715723	199-11-6269.01-108-511999	XEROX BASE/METER CHARGES	901.94	N
			086170	800715723	199-11-6269.01-940-523999	XEROX BASE/METER CHARGES	568.97	N
			086170	800715723	199-31-6269.01-920-511999	XEROX BASE/METER CHARGES	4,415.21	N
			086170	800715723	199-41-6269.00-701-599999	XEROX BASE/METER CHARGES	242.14	N
			086170	800715723	199-41-6269.00-750-599999	XEROX BASE/METER CHARGES	1,043.63	N
			086170	800715723	199-51-6269.01-999-599999	XEROX BASE/METER CHARGES	217.82	N

For the Month of December

Check Nbr	Check Date	Payee	PO Nbr	Invoice Nbr	Fnd-Fnc-Obj.So-Org-Prog	Reason	Amount	EFT
			086170	800715723	199-53-6269.01-990-599999	XEROX BASE/METER CHARGES	290.72	N
						Totals for Check 154694	27,449.10	
154695	12-13-2024	EDUC. EMPLOYEES CRE	DEDCH		199-00-2154.00-004-500000	DEC DED CREDIT UNION	1,535.50	N
			DEDCH		199-00-2159.00-164-500000	DEC DED HSA	15,627.64	N
						Totals for Check 154695	17,163.14	
154696	12-13-2024	A.T.P.E.	DEDCH		199-00-2159.00-005-500000	DEC DED UNION DUES	316.60	N
154697	12-13-2024	ALEDO ISD GENERAL O	DEDCH		199-00-2159.00-125-500000	DEC DED MISCELLANEOUS	16,442.30	N
			DEDCH		199-00-2159.00-173-500000	DEC DED MISCELLANEOUS	62,277.32	N
						Totals for Check 154697	78,719.62	
154698	12-13-2024	TEXAS STATE TEACHER	DEDCH		199-00-2159.00-006-500000	DEC DED TSTA DUES	59.00	N
154699	12-13-2024	UNITED EDUCATORS AS	DEDCH		199-00-2159.00-016-500000	DEC DED UNION DUES	6,620.59	N
154700	12-13-2024	ECAP, LTD.	DEDCH		199-00-2159.00-082-500000	DEC DED MISCELLANEOUS	390.00	N
154701	12-13-2024	TEXAS AFT AMP	DEDCH		199-00-2159.00-078-500000	DEC DED UNION DUES	20.50	N
154702	12-13-2024	HIGGINBOTHAM & ASSO	DEDCH		199-00-2159.00-008-500000	DEC DED MISCELLANEOUS	8,559.13	N
154703	12-13-2024	PAM BASSEL, CHAPTER	DEDCH		199-00-2159.00-144-500000	DEC DED MISCELLANEOUS	963.00	N
154704	12-13-2024	FINANCIAL BENEFIT SE	DEDCH		199-00-2153.00-014-500000	DEC DED LIFE INSURANCE	44.55	N
			DEDCH		199-00-2153.00-018-500000	DEC DED LIFE INSURANCE	1,952.15	N
			DEDCH		199-00-2153.00-021-500000	DEC DED HEALTH INSURANCE	26.30	N
			DEDCH		199-00-2153.00-152-500000	DEC DED HEALTH INSURANCE	1,478.35	N
			DEDCH		199-00-2153.00-153-500000	DEC DED HEALTH INSURANCE	2,383.36	N
			DEDCH		199-00-2153.00-154-500000	DEC DED LIFE INSURANCE	8,402.27	N
			DEDCH		199-00-2153.00-158-500000	DEC DED HEALTH INSURANCE	23,873.17	N
			DEDCH		199-00-2153.00-165-500000	DEC DED HEALTH INSURANCE	3,087.77	N
			DEDCH		199-00-2159.00-141-500000	DEC DED MISCELLANEOUS	937.00	N
			DEDCH		199-00-2159.00-150-500000	DEC DED MISCELLANEOUS	1,548.00	N
			DEDCH		199-00-2159.00-155-500000	DEC DED INCOME REPLACEMEN	10,107.16	N
			DEDCH		199-00-2159.00-160-500000	DEC DED MISCELLANEOUS	1,460.00	N
			DEDCH		199-00-2159.00-163-500000	DEC DED MISCELLANEOUS	1,416.04	N
						Totals for Check 154704	56,716.12	
154705	12-13-2024	JNT RESOURCE PARTN	DEDCH		199-00-2159.00-166-500000	DEC DED 457 DEFERRED COMP.	3,691.66	N
			DEDCH		199-00-2159.00-167-500000	DEC DED TAX SHEL. ANNUITY	40,816.43	N
			DEDCH		199-00-2159.00-168-500000	DEC DED ROTH ANNUITY	5,467.00	N
			DEDCH		199-00-2159.00-169-500000	DEC DED 457 DEFERRED COMP.	8,048.34	N
						Totals for Check 154705	58,023.43	
154706	12-19-2024	A&C WELDING	501981	1336CODERADD	427-52-6299.02-999-599999	SAFETY SCISSOR GATE/CODER	1,186.24	N
			501748	1337CODERESF	427-52-6299.02-999-599999	CONT SERV-SAFETY/CODER	11,941.95	N
						Totals for Check 154706	13,128.19	
154707	12-19-2024	A&M SIGNS	502151	18769	199-51-6299.00-910-599910	CONTRACT SERVICE/MAINT	3,640.00	N
154708	12-19-2024	ACE MART RESTAURAN	500812	78040999	240-35-6319.02-950-599950	REPAIRS ON FREEZER AMS KITC	691.21	N

For the Month of December

Check Nbr	Check Date	Payee	PO Nbr	Invoice Nbr	Fnd-Fnc-Obj.So-Org-Prog	Reason	Amount	EFT
154709	12-19-2024	AGENCY 405-TX DEPT O	086217	CRS2024112980	199-41-6299.01-731-599731	BACKGROUND CHECKS NOV 202	11.00	N
154710	12-19-2024	AGN GLASS, LLC	086160	2386719	199-34-6319.00-930-599930	WINDOW REPLACEMENT BUS	227.00	N
			086160	2386850	199-34-6319.00-930-599930	WINDOW REPLACEMENT BUS	227.00	N
						Totals for Check 154710	454.00	
154711	12-19-2024	ALERT SERVICES, INC	501803	INV510494	184-36-6399.14-001-591960	SUPPLIES/ATHLETICS	1,958.95	N
			501803	INV510935	184-36-6399.14-001-591960	SUPPLIES/ATHLETICS	678.67	N
						Totals for Check 154711	2,637.62	
154712	12-19-2024	ALL ABOUT RECOGNITI	501983	1266	184-36-6499.00-001-591960	AWARDS/ATHLETICS	1,387.95	N
154713	12-19-2024	AMAZON CAPITAL	501582	1GHK-R4TT-	184-36-6343.00-999-599965	CONCESSION SUPPLIES	61.62	N
			501831	1VKW-VFQ6-	184-36-6343.00-999-599965	CONCESSION SUPPLIES	264.89	N
			501705	1M6Q-QWQ6-	184-36-6398.01-001-591960	EQUIPMENT/ATHLETICS	250.44	N
				14TX-KHGK-	184-36-6398.01-001-591960	PO 501705 LOST IN TRANSIT	-221.50	N
				1YFN-HGNC-	184-36-6398.01-001-591960	PO 501705 TOKEN OF GOODWILL	-5.00	N
			501707	1TWP-TLND-	184-36-6399.04-042-591960	SUPPLIES/ATHLETICS	59.82	N
			501895	1VGJ-D7RY-	184-36-6399.19-001-591960	SUPPLIES/ATHLETICS	1,068.30	N
			501444	1D74-QRH3-	199-11-6398.00-001-522972	EQUIPMENT/CTE	40.52	N
			501785	1KNX-YDML-	199-11-6398.00-041-511210	SUPPLIES/ART	140.82	N
			501820	1J7N-QH9N-	199-11-6398.00-102-511210	SUPPLIES	52.55	N
			501847	1NQH-7FYT-	199-11-6398.00-102-511210	SUPPLIES	241.45	N
			501379	13TM-3DL6-	199-11-6398.00-103-511210	SUPPLIES/ART	163.62	N
			501379	1FH4-VDW1-	199-11-6398.00-103-511210	SUPPLIES/ART	35.91	N
			501547	1R73-HM4R-	199-11-6398.00-104-511220	SUPPLIES-MUSIC/MCCALL	120.87	N
			501555	1C9G-J446-	199-11-6398.01-940-523940	SUPPLIES/SPECIAL EDUCATION	141.89	N
			501824	13GV-Q9VG-	199-11-6398.01-940-523940	SUPPLIES	212.12	N
			501354	1VCV-MPGV-	199-11-6398.03-940-523940	SUPPLIES	72.63	N
			501829	14R4-4G4D-	199-11-6398.03-940-523940	SUPPLIES/SPED	25.68	N
			501664	1FJY-77CH-	199-11-6398.13-999-511999	TECH EQUIPMENT/DISTRICT	1,248.29	N
			501724	1P33-YWRY-	199-11-6399.00-001-511001	SUPPLIES	106.24	N
			501865	1V4H-D7T4-	199-11-6399.00-001-511001	SUPPLIES	162.97	N
			501936	1KYM-YH6C-	199-11-6399.00-001-511001	SUPPLIES	96.73	N
				1FRP-FN6D-	199-11-6399.00-001-511001	PO 501724 DAMAGED ITEM	-18.39	N
			501922	1TXH-6KCC-	199-11-6399.00-001-511210	SUPPLIES/ART	700.50	N
			501922	1XDL-1NRF-	199-11-6399.00-001-511210	SUPPLIES/ART	50.48	N
				1YFT-JXVQ-	199-11-6399.00-001-511210	PO 500711 SHIPPING COST	-1.20	N
			501366	1VTX-RPYH-	199-11-6399.00-001-538001	SUPPLIES	213.89	N
			501639	171Q-64XD-	199-11-6399.00-001-538001	MATH SUPPLIES/AHS	103.59	N
			501719	1CNJ-Q4GV-	199-11-6399.00-001-538001	SUPPLIES	59.97	N
				1L1L-JVHJ-L4F1	199-11-6399.00-001-538001	PO 501058 RETURN WRONG	-43.56	N
				1L6P-3TNV-	199-11-6399.00-001-538001	PO 501058 RETURN WRONG	-21.78	N
				1PRM-HMGN-	199-11-6399.00-001-538001	PO 501058 RETURN WRONG	-152.46	N
			501289	1KVD-PVNL-	199-11-6399.00-041-511041	SUPPLIES	504.34	N
			501289	1F9P-GT7M-	199-11-6399.00-041-511041	SUPPLIES	26.97	N
			501785	1KNX-YDML-	199-11-6399.00-041-511210	SUPPLIES/ART	802.05	N
			501351	1QKJ-6HMM-	199-11-6399.00-042-511042	SUPPLIES	58.06	N

For the Month of December

Check Nbr	Check Date	Payee	PO Nbr	Invoice Nbr	Fnd-Fnc-Obj.So-Org-Prog	Reason	Amount	EFT
			501353	1XD4-QQ4K-	199-11-6399.00-042-511042	SUPPLIES	14.68	N
			501386	1RY1-MH9K-	199-11-6399.00-042-511042	SUPPLIES	112.89	N
			501404	1NKD-1JHR-	199-11-6399.00-042-511042	SUPPLIES	40.20	N
			501539	14GN-LTTC-	199-11-6399.00-042-511042	INSTRUCTIONAL SUPPLIES/MMS	53.97	N
			501685	1YGP-XX9Q-	199-11-6399.00-042-511042	SUPPLIES	57.35	N
			501780	1DDY-QPCQ-	199-11-6399.00-042-511042	SUPPLIES	48.48	N
			501845	1G4C-FGWD-	199-11-6399.00-042-511042	SUPPLIES	151.08	N
			501931	1DGD-KFVG-	199-11-6399.00-042-511042	SUPPLIES	26.24	N
			501958	1YJ4-6WRL-	199-11-6399.00-042-511042	SUPPLIES	26.99	N
			502088	1KX4-K996-	199-11-6399.00-042-511042	SUPPLIES	25.94	N
			502174	1117-TJR4-	199-11-6399.00-042-511042	SUPPLIES	131.72	N
			502199	1FRM-RX6W-	199-11-6399.00-042-511042	SUPPLIES	78.38	N
			501287	1LLR-THPX-	199-11-6399.00-101-511101	SUPPLIES	29.52	N
			501287	1N73-6TQ4-	199-11-6399.00-101-511101	SUPPLIES	10.99	N
			502125	1LXV-7H94-	199-11-6399.00-101-511101	SUPPLIES	144.66	N
			500933	19PN-KMGX-	199-11-6399.00-102-511102	SUPPLIES	428.67	N
			500988	11G4-X6TY-	199-11-6399.00-102-511102	SUPPLIES	72.90	N
			501026	1D6D-63G7-	199-11-6399.00-102-511102	SUPPLIES	278.96	N
			501819	1XKR-7DCR-	199-11-6399.00-102-511102	SUPPLIES	340.11	N
			501847	1NQH-7FYT-	199-11-6399.00-102-511102	SUPPLIES	446.04	N
			501847	14VR-FFX6-	199-11-6399.00-102-511102	SUPPLIES	36.25	N
			501072	1C6Q-MDVD-	199-11-6399.00-102-511210	SUPPLIES/ART	1,699.34	N
			501072	1R4M-VHQJ-	199-11-6399.00-102-511210	SUPPLIES/ART	7.83	N
			501820	1J7N-QH9N-	199-11-6399.00-102-511210	SUPPLIES	182.13	N
			501078	173Q-K47M-	199-11-6399.00-102-511220	SUPPLIES	531.03	N
			501602	1967-YGW7-	199-11-6399.00-104-511104	INSTRUCTIONAL SUPPLIES/MCC	37.98	N
			502122	1KPL-Y9PF-	199-11-6399.00-104-511104	SUPPLIES	67.99	N
			501547	1R73-HM4R-	199-11-6399.00-104-511220	SUPPLIES-MUSIC/MCCALL	88.13	N
			501902	111X-GJRM-	199-11-6399.00-105-511105	SUPPLIES	297.09	N
			501218	14LY-CV33-	199-11-6399.00-105-511210	SUPPLIES	628.23	N
			501391	1NLF-D1W9-	199-11-6399.00-106-511106	SUPPLIES	19.96	N
			501391	1349-WPVN-	199-11-6399.00-106-511106	SUPPLIES	51.51	N
			501448	1XRG-XW73-	199-11-6399.00-106-511106	SUPPLIES	116.46	N
			501594	19WR-MTR9-	199-11-6399.00-106-511106	INSTRUCTIONAL SUPPLIES/ANNE	150.30	N
			501670	1XYC-K6X7-	199-11-6399.00-106-511106	SUPPLIES/LIBRARY	122.97	N
			501769	19XY-311L-6HMJ	199-11-6399.00-106-511106	SUPPLIES	241.56	N
			501769	1QMP-RRRY-	199-11-6399.00-106-511106	SUPPLIES	30.91	N
			501790	133M-N4XQ-	199-11-6399.00-106-511106	SUPPLIES	113.47	N
			501894	1FG6-J9TT-	199-11-6399.00-106-511106	SUPPLIES	13.48	N
			501947	1GPH-RNKP-	199-11-6399.00-106-511106	SUPPLIES	29.99	N
				1CPN-7VHM-	199-11-6399.00-106-511106	PO 500340 RETURN DUPLICATE	-149.94	N
			501467	1DHT-77RN-	199-11-6399.00-107-511107	SUPPLIES/ECA	535.22	N
			501577	1431-GQWJ-	199-11-6399.00-107-511107	INSTRUCTIONAL SUPPLIES/ECA	106.98	N
			501738	1WY7-JXNT-	199-11-6399.00-107-511107	SUPPLIES/ECA	212.71	N
			501387	1XGR-CWJ9-	199-11-6399.00-108-511108	SUPPLIES	106.26	N

For the Month of December

Check Nbr	Check Date	Payee	PO Nbr	Invoice Nbr	Fnd-Fnc-Obj.So-Org-Prog	Reason	Amount	EFT
			501483	1Q76-6DKC-	199-11-6399.00-108-511108	SUPPLIES	328.51	N
			501225	1QW9-FMKJ-	199-11-6399.00-999-525107	SUPPLIES/ESL	84.16	N
			501592	1G9C-PK79-	199-11-6399.00-999-525107	ESL SUPPLIES/DISTRICT	364.19	N
			501592	1QQX-MYXW-	199-11-6399.00-999-525107	ESL SUPPLIES/DISTRICT	12.60	N
			501666	1D1L-4WDJ-	199-11-6399.00-999-525107	SUPPLIES/ESL	845.83	N
			501951	11HD-LVPR-	199-11-6399.00-999-525107	SUPPLIES/ESL	201.05	N
			501951	14DQ-JFJM-	199-11-6399.00-999-525107	SUPPLIES/ESL	113.96	N
			501951	1CLN-TCXH-	199-11-6399.00-999-525107	SUPPLIES/ESL	12.95	N
			501923	1GTM-G944-	199-11-6399.01-001-526002	SUPPLIES	1,409.58	N
			501923	1NCV-KHKH-	199-11-6399.01-001-526002	SUPPLIES	70.00	N
			501581	1XQY-RKFL-	199-11-6399.01-001-538001	SCIENCE DEPT ORDER 1/AHS	646.04	N
			501581	16HJ-XNRJ-	199-11-6399.01-001-538001	SCIENCE DEPT ORDER 1/AHS	77.20	N
			500179	1RJG-J7HP-	199-11-6399.01-106-511106	SUPPLIES/ART	308.36	N
			501699	19KY-1G63-KL79	199-11-6399.01-107-523940	SUPPLIES/SPED	67.69	N
			501736	1FG6-J9TT-	199-11-6399.02-001-511001	SUPPLIES	1,481.48	N
			501736	1CKP-JYDP-	199-11-6399.02-001-511001	SUPPLIES	55.84	N
			501736	16NW-447J-	199-11-6399.02-001-511001	SUPPLIES	18.99	N
			501877	13LH-HXXX-	199-11-6399.02-001-523940	SUPPLIES/SPED	29.95	N
			501877	13LH-HXXX-	199-11-6399.02-105-523940	SUPPLIES/SPED	35.40	N
				1R4R-7MW7-	199-11-6399.02-105-523940	PO 501877 MISSING ITEM	-17.70	N
			501699	19KY-1G63-KL79	199-11-6399.02-108-523940	SUPPLIES/SPED	67.69	N
			501886	1KTR-DNF6-	199-11-6399.03-001-523940	SUPPLIES/SPED	56.26	N
			501924	1JHY-VVGX-	199-11-6399.04-001-511001	SUPPLIES	232.51	N
			501753	1YLG-LTV9-	199-11-6399.06-001-511001	SUPPLIES	561.89	N
			500994	1TFH-JGF1-	199-11-6399.06-001-522972	SUPPLIES/ENGINEERING	7.98	N
			500994	1P93-KMXR-	199-11-6399.06-001-522972	SUPPLIES/ENGINEERING	165.31	N
			500994	1JP4-YKWH-	199-11-6399.06-001-522972	SUPPLIES/ENGINEERING	39.95	N
			501253	1349-WPVN-	199-11-6399.07-101-511101	SUPPLIES	7.98	N
			501339	171X-JXFC-	199-11-6399.12-001-522972	SUPPLIES/FORENSIC SCIENCE	842.98	N
			501817	1JHG-3FKX-	199-11-6399.14-001-522972	SUPPLIES/FLORAL	1,242.66	N
			500501	1G4R-1TPN-	199-11-6399.16-001-522972	SUPPLIES NEWSPAPER/YEARBO	222.65	N
			501341	1NJ9-9VVM-	199-11-6399.16-001-522972	SUPPLIES/YEARBOOK	220.66	N
			501341	1DNN-1JKH-	199-11-6399.16-001-522972	SUPPLIES/YEARBOOK	199.85	N
			500501	1G4R-1TPN-	199-11-6399.17-001-522972	SUPPLIES NEWSPAPER/YEARBO	900.00	N
			086176	1JRW-1JRL-	199-11-6399.17-001-522972	PO 500501 REPLACEMENT	129.99	N
				1H1F-CTP4-	199-11-6399.17-001-522972	PO 500501 RETURN	-209.94	N
			501340	1GL9-4LQX-	199-11-6399.19-001-522972	SUPPLIES/AVIATION	85.14	N
			501522	1GGW-H9KL-	199-11-6399.21-001-522972	SUPPLIES ARCH DESIGN	90.98	N
			501918	1LHP-FTVH-	199-11-6497.00-103-511103	AWARDS/INCENTIVES	41.97	N
			501269	1FDD-H4QM-	199-12-6399.00-001-511001	SUPPLIES/LIBRARY	154.69	N
			501269	1Y4D-1GRJ-	199-12-6399.00-001-511001	SUPPLIES/LIBRARY	71.33	N
			501332	167R-FGKD-	199-12-6399.00-041-511041	SUPPLIES/LIBRARY	683.74	N
			501351	1QKJ-6HMM-	199-12-6399.00-042-511042	SUPPLIES	219.01	N
			501594	19WR-MTR9-	199-12-6399.00-106-511106	INSTRUCTIONAL SUPPLIES/ANNE	94.46	N
			501700	16M6-WDYD-	199-12-6399.00-106-511106	SUPPLIES	37.72	N

For the Month of December

Check Nbr	Check Date	Payee	PO Nbr	Invoice Nbr	Fnd-Fnc-Obj.So-Org-Prog	Reason	Amount	EFT
			501361	1XGR-CWJ9-	199-13-6399.00-001-511001	OFFICE SUPPLIES	76.85	N
			501253	1QKJ-6HMM-	199-13-6399.00-101-511101	SUPPLIES	51.30	N
			501555	1C9G-J446-	199-13-6399.00-940-523940	SUPPLIES/SPECIAL EDUCATION	37.37	N
			500051	1F77-6TC7-9JR3	199-13-6399.01-970-511970	SUPPLIES/STAFF DEV	569.67	N
			501608	1GWP-NRLM-	199-13-6499.01-970-511970	DISTRICT MEETING SUPPLIES	249.68	N
			501555	1C9G-J446-	199-21-6399.00-940-523940	SUPPLIES/SPECIAL EDUCATION	25.37	N
			501361	1XGR-CWJ9-	199-23-6399.00-001-511001	OFFICE SUPPLIES	108.24	N
			501367	1W7Q-GGPL-	199-23-6399.00-001-511001	COUNSELING/OFFICE SUPPLIES	3.45	N
			501690	1W6H-YNJC-	199-23-6399.00-042-511042	SUPPLIES	367.80	N
			501253	1349-WPVN-	199-23-6399.00-101-511101	SUPPLIES	5.19	N
			501543	14GN-LTTC-	199-23-6399.00-101-511101	OFFICE SUPPLIES/VANDAGRIFF	108.68	N
			501819	1XKR-7DCR-	199-23-6399.00-102-511102	SUPPLIES	175.90	N
			501617	13XL-Y1GR-	199-23-6399.00-104-511104	SUPPLIES/MCCALL	24.84	N
			501776	1933-MF7J-1KF7	199-23-6399.00-104-511104	SUPPLIES	73.65	N
			501875	1FNF-49KK-	199-23-6399.00-104-511104	SUPPLIES	231.01	N
			501949	1G17-HMYL-	199-23-6399.00-104-511104	SUPPLIES	20.23	N
			501819	1XKR-7DCR-	199-23-6399.01-102-511102	SUPPLIES	24.99	N
			501689	1WJP-WYTV-	199-23-6411.00-042-511042	SUPPLIES/STAFF DEV	92.74	N
			501689	1LGL-XJ4Y-	199-23-6411.00-042-511042	SUPPLIES/STAFF DEV	48.75	N
			501990	16LY-11KT-	199-31-6398.00-920-511920	SUPPLIES	118.70	N
			500615	1RV9-371L-6NJR	199-31-6399.00-001-511001	SUPPLIES	121.42	N
			500615	1M7D-3GRL-	199-31-6399.00-001-511001	SUPPLIES	377.16	N
			501367	1W7Q-GGPL-	199-31-6399.00-001-511001	COUNSELING/OFFICE SUPPLIES	194.95	N
			501609	14Q1-QVKG-	199-31-6399.00-001-511001	COUNSELING OFFICE SUPPLIES/	112.47	N
				1RC3-KF1K-	199-31-6399.00-001-511001	PO 500615 MISSING ITEMS	-103.56	N
			502181	17DN-4KJ6-37C7	199-31-6399.00-104-511104	SUPPLIES	62.07	N
			501483	1Q76-6DKC-	199-31-6399.00-108-511108	SUPPLIES	22.42	N
			501457	1K4P-L39X-D1P9	199-33-6399.00-001-511001	SUPPLIES/NURSE	145.29	N
			501730	1FJY-77CH-JKY1	199-33-6399.00-103-511103	SUPPLIES/NURSE	113.24	N
			501376	146H-RHG4-	199-33-6399.00-106-511106	SUPPLIES/NURSE	57.17	N
			501227	1916-CGYD-	199-33-6399.00-107-511107	SUPPLIES/NURSE	83.13	N
			501227	1C6D-9GDV-	199-33-6399.00-107-511107	SUPPLIES/NURSE	13.47	N
			500987	11R4-Y3Y7-	199-33-6399.00-108-511108	SUPPLIES/NURSE	198.29	N
			501926	1C6M-KC9H-	199-36-6399.00-001-511240	SUPPLIES/THEATRE	43.54	N
			501926	13YM-NKGQ-	199-36-6399.00-001-511240	SUPPLIES/THEATRE	5.99	N
			501882	1Q7N-M3J3-	199-41-6399.00-701-599701	SUPPLIES/SUPT OFFICE	12.56	N
			501390	1XD4-QQ4K-	199-41-6399.00-735-599735	SUPPLIES	45.98	N
			501238	1WW4-6YFV-	199-41-6399.01-750-599750	SUPPLIES.BREAKROOM	269.08	N
			501238	1916-CGYD-	199-41-6399.01-750-599750	SUPPLIES.BREAKROOM	14.99	N
			501935	1Q7N-M3J3-	199-41-6399.02-731-599731	AWARDS/RETIREMENT	29.08	N
			501668	1X1G-NWKY-	199-41-6495.00-750-599750	MEMBERSHIP/DISTRICT	779.00	N
			501935	1Q7N-M3J3-	199-41-6499.07-731-599731	AWARDS/RETIREMENT	211.45	N
			501438	1DR9-J9TD-	199-51-6319.00-910-599910	SUPPLIES/MAINTENANCE	424.57	N
			501488	19WR-MTR9-	199-51-6319.00-910-599910	SUPPLIES/MAINTENANCE	102.16	N
			501488	1316-P3K3-TP13	199-51-6319.00-910-599910	SUPPLIES/MAINTENANCE	58.80	N

For the Month of December

Check Nbr	Check Date	Payee	PO Nbr	Invoice Nbr	Fnd-Fnc-Obj.So-Org-Prog	Reason	Amount	EFT
			502112	1Q67-PQJM-	199-51-6319.00-910-599910	SUPPLIES/MAINTENANCE	29.99	N
			501204	11R4-Y3Y7-	199-51-6319.02-910-599910	SUPPLIES/PLUMBING	768.00	N
			501495	134D-DWTC-	199-51-6319.02-910-599910	SUPPLIES/PLUMBING	74.28	N
			501684	1VJ7-6KXR-D7J3	199-51-6319.02-910-599910	SUPPLIES/PLUMBING	279.25	N
			501892	1X4K-7K9V-	199-51-6319.02-910-599910	PLUM	2,485.40	N
			501665	1CNJ-Q4GV-	199-51-6319.03-910-599910	SUPPLIES/ELECTRICAL	13.96	N
			501883	149V-9R33-619Q	199-51-6319.03-910-599910	SUPPLIES/ELECTRICAL	436.00	N
			501497	1F7D-KQ31-	199-51-6319.05-910-599910	SUPPLIES/HVAC	93.96	N
			501420	1TMD-3HRY-	199-51-6319.08-910-599910	SUPPLIES/MAINTENANCE	97.00	N
			501416	1C6D-9GDV-	199-51-6319.11-910-599910	SUPPLIES/LOCKS-HARDWARE	27.98	N
			501499	1V4Q-HKKK-	199-51-6319.11-910-599910	SUPPLIES/LOCKS-HARDWARE	68.88	N
			501868	111X-GJRM-	199-51-6319.11-910-599910	SUPPLIES/LOCKS-HARDWARE	56.15	N
			502111	137M-KKYN-	199-51-6319.11-910-599910	SUPPLIES/LOCKS-HARDWARE	199.95	N
				1MF4-WHK1-	199-51-6319.12-910-599910	PO 500438	-9.99	N
			501816	1FCD-793H-	199-52-6398.01-980-599980	EQUIPMENT/POLICE	97.86	N
			501080	1CCY-NF4J-	199-52-6399.00-980-599980	SUPPLIES/POLICE	16.99	N
			501198	17J4-1QWG-	199-52-6399.00-980-599980	SUPPLIES/POLICE	152.78	N
			501545	1QPG-CLH7-	199-52-6399.00-980-599980	POLICE SUPPLIES	18.25	N
			501791	1QQY-X4KF-	199-52-6399.00-980-599980	SUPPLIES/POLICE	40.38	N
			501791	114F-V1GH-	199-52-6399.00-980-599980	SUPPLIES/POLICE	3.59	N
			501792	1DQW-3Y6J-	199-52-6399.00-980-599980	SUPPLIES/POLICE	14.50	N
			501841	14XT-GKPT-	199-53-6398.00-990-599990	EQUIPMENT/TECHNOLOGY	24.24	N
			501451	1K36-1K1Q-	199-53-6399.00-990-599990	OFFICE SUPPLIES/TECHNOLOGY	35.09	N
			501489	1K4P-L39X-	240-35-6319.02-950-599950	REPAIRS/CN	76.49	N
			501633	1LWK-71L3-1L4Y	240-35-6319.02-950-599950	REPAIR SUPPLIES/AHS	33.72	N
			501739	16M6-WDYD-	240-35-6341.00-105-599950	FOOD/NON-FOOD	17.49	N
			501494	1F7D-KQ31-J3K9	240-35-6342.00-001-599950	NON-FOOD SUPPLIES	21.95	N
			501494	1F7D-KQ31-J3K9	240-35-6342.00-041-599950	NON-FOOD SUPPLIES	21.95	N
			501104	1JXF-PYG3-	240-35-6342.00-042-599950	NON-FOOD SUPPLIES	235.64	N
			500968	1RX6-36KT-	240-35-6399.00-001-599950	SUPPLIES/CN	57.95	N
			500968	1R7C-DCRY-	240-35-6399.00-001-599950	SUPPLIES/CN	38.97	N
			501632	1KVF-3VVQ-	240-35-6399.00-001-599950	SUPPLIES/AHS	77.97	N
			501643	1WQ9-RYFP-	240-35-6399.00-001-599950	CN SUPPLIES/AHS	119.99	N
				1CR3-ML7Q-	240-35-6399.00-001-599950	PO 500968 LOST ITEMS	-32.73	N
			501298	1MN6-3DJR-	240-35-6399.00-009-599950	SUPPLIES	108.67	N
			501298	1MN6-3DJR-	240-35-6399.00-041-599950	SUPPLIES	13.99	N
			501298	1MN6-3DJR-	240-35-6399.00-042-599950	SUPPLIES	13.99	N
			501739	16M6-WDYD-	240-35-6399.00-042-599950	FOOD/NON-FOOD	59.94	N
			501298	1MN6-3DJR-	240-35-6399.00-101-599950	SUPPLIES	13.99	N
			501298	1MN6-3DJR-	240-35-6399.00-102-599950	SUPPLIES	13.99	N
			501264	1C4H-M1VG-	240-35-6399.00-103-599950	SUPPLIES/CN	13.99	N
			501298	1MN6-3DJR-	240-35-6399.00-103-599950	SUPPLIES	13.99	N
			501284	1HKK-19Q1-	240-35-6399.00-104-599950	SUPPLIES	18.99	N
			501104	1JXF-PYG3-	240-35-6399.00-105-599950	NON-FOOD SUPPLIES	68.50	N
			501298	1MN6-3DJR-	240-35-6399.00-105-599950	SUPPLIES	13.99	N

For the Month of December

Check Nbr	Check Date	Payee	PO Nbr	Invoice Nbr	Fnd-Fnc-Obj.So-Org-Prog	Reason	Amount	EFT
			501492	1GKF-1LHL-	240-35-6399.00-105-599950	SUPPLIES/CN	9.98	N
			501298	1MN6-3DJR-	240-35-6399.00-106-599950	SUPPLIES	13.99	N
			501298	1MN6-3DJR-	240-35-6399.00-107-599950	SUPPLIES	13.99	N
			501298	1MN6-3DJR-	240-35-6399.00-108-599950	SUPPLIES	27.98	N
			501631	1DYW-V9LV-	240-35-6399.00-108-599950	SUPPLIES/LME	29.90	N
			501647	1CXJ-MCXJ-	240-35-6399.00-108-599950	CN SUPPLIES/LME	145.03	N
			501492	1GKF-1LHL-	240-35-6399.00-950-599950	SUPPLIES/CN	9.95	N
			501298	1MN6-3DJR-	240-35-6399.01-950-599950	SUPPLIES	40.57	N
			501739	16M6-WDYD-	240-35-6399.01-950-599950	FOOD/NON-FOOD	5.14	N
			501663	16KK-JKFK-L41L	263-11-6399.00-999-525000	SUPPLIES/ESL	323.92	N
			501217	1GY3-HMN9-	715-61-6399.00-907-511907	SUPPLIES/CDC	713.52	N
			501217	1WM9-K6GG-	715-61-6399.00-907-511907	SUPPLIES/CDC	239.92	N
			501567	1LWK-71L3-	715-61-6399.00-907-511907	SUPPLIES/CDC	631.79	N
			501571	1M79-171C-	715-61-6399.00-907-511907	SUPPLIES/CDC	152.62	N
			501843	1WJP-WYTV-	715-61-6399.00-907-511907	SUPPLIES/CDC	770.89	N
			501910	1RMK-XM1V-	715-61-6399.00-907-511907	SUPPLIES/CDC	21.21	N
			501911	1L36-WY41-	715-61-6399.00-907-511907	SUPPLIES/CDC	212.80	N
			501735	1YFN-HGNC-	730-61-6399.00-999-599000	SUPPLIES	56.52	N
						Totals for Check 154713	42,011.23	
154714	12-19-2024	AMERICAN SCHOOL CO	502163	HUFFMAN	199-31-6411.00-042-511042	STAFF DEVELOPMENT	99.00	N
154715	12-19-2024	ARLINGTON CAMERA IN	501754	1-201947	199-41-6499.01-735-599735	CAMERA REPAIR	269.00	N
			501784	1-201946	199-41-6499.01-735-599735	CAMERA REPAIR	369.00	N
						Totals for Check 154715	638.00	
154716	12-19-2024	ASCD	502205	1698913	199-31-6495.01-920-511920	FEES/DUES	75.00	N
154717	12-19-2024	AT&T	086180	81759960221656	199-51-6259.01-999-599999	TELEPHONE	412.43	N
154718	12-19-2024	AT&T MOBILITY	086204	287309389757	199-11-6499.19-999-599990	HOTSPOTS	17.39	N
154719	12-19-2024	ATHLETIC SERVICES	086218	215	184-36-6398.01-001-591960	UNIFORM REPAIR/LAUNDY SERVI	1,581.25	N
154720	12-19-2024	AU CONCEPTS & DESIG	501937	SO0106421	184-36-6399.01-001-591960	SUPPLIES/ATHLETICS	429.00	N
154721	12-19-2024	BALLARD & TIGHE	501960	302628	199-11-6399.00-999-525107	SUPPLIES/ESL	537.50	N
154722	12-19-2024	BIGFOOT INK	501978	23505	730-61-6399.00-999-599000	BEARCAT STORE INVENTORY	384.00	N
154723	12-19-2024	SUSAN K BOHN	086205	JAN-MAY 2024	199-00-2110.00-000-500000	MILEAGE REIMBURSEMENT	721.45	N
			086205	JUN-AUG 2024	199-00-2110.00-000-500000	MILEAGE REIMBURSEMENT	1,020.68	N
						Totals for Check 154723	1,742.13	
154724	12-19-2024	BSN SPORTS, LLC	500655	927845572	184-36-6399.02-001-591960	SUPPLIES/ATHLETICS	832.65	N
			500234	927461521	184-36-6399.04-001-591960	SUPPLIES/ATHLETICS	342.00	N
			500234	927461521	184-36-6399.23-001-591960	SUPPLIES/ATHLETICS	342.00	N
			500626	927685567	184-36-6399.27-001-591960	SUPPLIES/ATHLETICS	383.04	N
			500626	927685567	184-36-6399.28-001-591960	SUPPLIES/ATHLETICS	383.04	N
						Totals for Check 154724	2,282.73	
154725	12-19-2024	BUCK'S WHEEL & EQUIP	502024	146359	199-34-6319.00-930-599930	SUPPLIES/BUS FLEET	858.00	N
			501811	146311	199-34-6319.00-930-599930	SUPPLIES/BUS FLEET	221.74	N
			502123	146786	199-34-6319.00-930-599930	SUPPLIES/BUS FLEET	842.49	N
						Totals for Check 154725	1,922.23	

For the Month of December

Check Nbr	Check Date	Payee	PO Nbr	Invoice Nbr	Fnd-Fnc-Obj.So-Org-Prog	Reason	Amount	EFT
154726	12-19-2024	BUCK'S WHEEL & EQUIP	502117	146515	199-34-6319.00-930-599930	SUPPLIES/BUS FLEET	429.35	N
154727	12-19-2024	BUCK'S WHEEL & EQUIP	502118	146514	199-34-6319.00-930-599930	SUPPLIES/BUS FLEET	884.28	N
154728	12-19-2024	BUREAU OF	501088	5183790	255-13-6499.01-999-511000	STAFF DEVELOPMENT/TCA	295.00	N
154729	12-19-2024	BURLESON HIGH SCHO	502021	ALEDO HS	199-36-6499.04-001-511001	UIL ACADEMIC EXHIBITION	450.00	N
154730	12-19-2024	CAREER & TECHNICAL	502273	2019	199-13-6411.01-001-522972	STAFF DEV/CTE	800.00	N
154731	12-19-2024	CARENOW	086181	CN2430-4204476	199-34-6299.02-930-599930	DRG SCRNBREATHALYZER/PHY	1,075.00	N
154732	12-19-2024	CDW GOVERNMENT, IN	501737	AB5QG4M	199-51-6299.00-910-599910	LICENSE RENEWAL	502.22	N
			501076	AB7QL3Z	199-53-6399.01-990-599990	ANNUAL SERVER LICENSING/DIS	62,905.00	N
						Totals for Check 154732	63,407.22	
154733	12-19-2024	CDW GOVERNMENT, IN	501568	AB4IE2L	199-53-6398.00-990-599990	TECH EQUIPMENT/DISTRICT	571.65	N
154734	12-19-2024	CALPINE	086182	24344002367429	199-51-6259.00-999-599999	UTILITIES	6.87	N
			086182	24346002370449	199-51-6259.00-999-599999	UTILITIES	1,536.11	N
						Totals for Check 154734	1,542.98	
154735	12-19-2024	CHICK-FIL-A HUDSON O	502304	5576978	184-36-6343.00-999-599965	CONCESSION SUPPLIES	247.50	N
			502304	5577019	184-36-6343.00-999-599965	CONCESSION SUPPLIES	173.25	N
			502304	5576995	184-36-6343.00-999-599965	CONCESSION SUPPLIES	247.50	N
						Totals for Check 154735	668.25	
154736	12-19-2024	CITY OF FORT WORTH	086183	1523101-534346	199-51-6259.02-999-599999	UTILITIES	3,092.53	N
			086183	1523101-661474	199-51-6259.02-999-599999	UTILITIES	2,740.82	N
			086183	1523101-748072	199-51-6259.02-999-599999	UTILITIES	2,527.27	N
						Totals for Check 154736	8,360.62	
154737	12-19-2024	CROWN TROPHY - PLAN	501661	71119	199-11-6497.00-105-511105	AWARDS	41.29	N
154738	12-19-2024	CHISHOLM TRAIL HS SP	502184	TUSSLE AT	184-36-6412.02-001-591960	ENTRY FEE/ATHLETICS	400.00	N
154739	12-19-2024	DAKTRONICS, INC	500975	7116359	733-61-6499.00-999-599000	SERVICE AGREEMENT/STADIUM	17,965.00	N
154740	12-19-2024	DBP AUDIO, LLC	502261	1949	199-36-6299.00-041-511200	CONTRACT SERVICE/BAND	400.00	N
			086206	1953	199-36-6299.00-042-511200	CONCERT RECORDING	400.00	N
						Totals for Check 154740	800.00	
154741	12-19-2024	DISCOUNT SCHOOL SU	501869	P43195070101	715-61-6399.00-907-511907	SUPPLIES/CDC	610.79	N
154742	12-19-2024	THE AMERICAN BOTTLI	502056	3733513899	240-35-6341.00-001-599950	FOOD SUPPLIES	132.23	N
			502014	3733513901	240-35-6341.00-041-599950	FOOD SUPPLIES	151.12	N
			502014	3733513903	240-35-6341.00-042-599950	FOOD SUPPLIES	207.79	N
						Totals for Check 154742	491.14	
154743	12-19-2024	E-CONTROL SYSTEMS, I	502220	17098	240-35-6319.02-950-599950	SUPPLIES	1,150.00	N
154744	12-19-2024	PARK PLACE PUBLICATI	502271	37982	199-13-6411.00-940-523940	STAFF DEVELOPMENT	2,470.00	N
154745	12-19-2024	EDUCATIONAL SERVICE	501897	SO-105051	199-11-6249.01-101-511999	DEVICE REPAIR/101	684.00	N
			502231	SO-105304	199-11-6249.01-101-511999	DEVICE REPAIR/101	456.00	N
			501908	SO-104923	199-11-6249.01-103-511999	DEVICE REPAIR/103	342.00	N
			501322	SO-104294	199-11-6249.01-105-511999	DEVICE REPAIR/105	114.00	N
			501322	SO-104295	199-11-6249.01-105-511999	DEVICE REPAIR/105	114.00	N
			501872	SO-104927	199-11-6249.01-105-511999	DEVICE REPAIR/105	342.00	N

For the Month of December

Check Nbr	Check Date	Payee	PO Nbr	Invoice Nbr	Fnd-Fnc-Obj.So-Org-Prog	Reason	Amount	EFT
			502040	SO-105093	199-11-6249.01-106-511999	DEVICE REPAIR/106	114.00	N
			502040	SO-105094	199-11-6249.01-106-511999	DEVICE REPAIR/106	342.00	N
			501778	SO-105053	199-11-6249.01-108-511999	DEVICE REPAIR/108	228.00	N
						Totals for Check 154745	2,736.00	
154746	12-19-2024	ELLIOTT ELECTRIC SUP	502039	25-00600-01	199-51-6319.01-910-599910	SUPPLIES/LIGHTING	1,199.88	N
			501406	25-94547-01	199-51-6319.01-910-599910	SUPPLIES/LIGHTING	162.40	N
						Totals for Check 154746	1,362.28	
154747	12-19-2024	ENVIROMATIC	086207	WOI-000287	199-51-6299.00-910-599910	DNG PANEL REPAIRS	1,149.96	N
154748	12-19-2024	ETC COMPANIES	086209	8581987	199-41-6299.06-750-599750	DECEMBER CONSULTING SERVI	735.00	N
154749	12-19-2024	MICHAEL COLE EVANS	502344	THSBCA PER	184-36-6411.01-001-591960	STAFF DEVELOPMENT	36.00	N
154750	12-19-2024	FEDEX CORPORATION	502264	8-709-32264	199-41-6399.02-750-599999	POSTAGE FEE	34.02	N
154751	12-19-2024	FIRETROL PROTECTION	086173	100974286	199-00-2110.00-000-500000	PO 406860	1,220.00	N
			502298	100973807	199-51-6249.02-910-599910	FIRE SYSTEM MAINTENANCE	1,400.00	N
			086184	100975124	199-51-6249.02-910-599910	ECA REPLACE BATTERIES IN PA	565.10	N
			086208	100975121	199-51-6249.02-910-599910	ANNETTA PANEL REPAIRS	420.00	N
						Totals for Check 154751	3,605.10	
154752	12-19-2024	FIRETROL PROTECTION	086210	JC214221	427-00-2110.00-000-500000	PO 403596	873.80	N
154753	12-19-2024	FLINN SCIENTIFIC INC	502132	3091121	199-11-6399.01-001-538001	EQUIPMENT	10.23	N
			502132	3093932	199-11-6399.01-001-538001	EQUIPMENT	513.36	N
						Totals for Check 154753	523.59	
154754	12-19-2024	FORNEY HIGH SCHOOL	502357	FORNEY	184-36-6412.02-001-591960	ENTRY FEE/ATHLETICS	425.00	N
			502413	JV	184-36-6412.02-001-591960	ENTRY FEE/ATHLETICS	350.00	N
						Totals for Check 154754	775.00	
154755	12-19-2024	FORT WORTH FLORAL	501715	383849	199-11-6399.14-001-522972	SUPPLIES/FLORAL	810.95	N
154756	12-19-2024	FREEDOM CONSTRUCTI	502035	202408	199-51-6299.00-910-599910	CONTRACT SERVICE/MAINT	277.80	N
154757	12-19-2024	GAS & SUPPLY	086161	38976340	199-11-6249.01-001-522972	CYLINDER LEASE	283.34	N
154758	12-19-2024	GLEN ROSE ISD	502414	JV TOURN	184-36-6412.02-001-591960	ENTRY FEE/ATHLETICS	350.00	N
154759	12-19-2024	GRAND LANDSCAPES &	501251	11242	199-51-6299.00-910-599910	LANDSCAPE/CLEAN UP WALSH E	4,818.99	N
154760	12-19-2024	JULIE J GUILLORY	086185	INV 12 OF FY	199-53-6299.04-990-599990	PEIMS CONSULTANT-DEC 2024	650.00	N
154761	12-19-2024	HARTNESS, LLC	502290	27850	199-41-6399.00-735-599735	SUPPLIES/COMMUNICATIONS	41.73	N
			501963	27640	199-52-6399.00-980-599980	SUPPLIES/POLICE	182.28	N
			501649	27764	715-61-6399.00-907-511907	SUPPLIES/CDC	249.75	N
						Totals for Check 154761	473.76	
154762	12-19-2024	HEARTLAND PAYMENT	501077	2948111	240-35-6399.03-950-599950	POS/MENU SOFTWARE UPGRAD	30,714.00	N
154763	12-19-2024	HENRY SCHEIN, INC.	502107	28552283	199-11-6399.08-001-522972	CURRICULUM/CTE	1,629.44	N
154764	12-19-2024	HEXCO ACADEMIC	502101	32822-1	199-36-6399.01-001-511001	SUPPLIES/UIIL	1,074.50	N
154765	12-19-2024	HOBART SERVICE	502190	36483625	240-35-6249.02-950-599950	EMERGENCY REPAIRS AMS KITC	1,002.98	N

For the Month of December

Check Nbr	Check Date	Payee	PO Nbr	Invoice Nbr	Fnd-Fnc-Obj.So-Org-Prog	Reason	Amount	EFT
154766	12-19-2024	HODELL WINDOW COVE	501424	13642P	199-51-6299.00-910-599910	CONTRACT SERVICE/MAINT	3,393.42	N
154767	12-19-2024	HD SUPPLY, INC.	502241	839896941	199-36-6399.00-001-511240	SUPPLIES/THEATRE	1,215.58	N
154768	12-19-2024	HOPE KING TEACHING	501961	390	255-13-6499.01-999-511000	PRIVATE SCHOOL/STAFF DEV	1,887.00	N
154769	12-19-2024	INDUSTRIAL CONTAMIN	502256	6757R	199-34-6299.03-930-599930	FUEL SYSTEM MAINTENANCE	900.00	N
154770	12-19-2024	IMPERIAL DADE	501637	35870951	240-35-6342.00-001-599950	NON FOOD	240.75	N
			501637	35870952	240-35-6342.00-001-599950	NON FOOD	49.84	N
			501713	35940528	240-35-6342.00-001-599950	NON-FOOD SUPPLIES	22.39	N
			501713	35950006	240-35-6342.00-001-599950	NON-FOOD SUPPLIES	464.75	N
			502013	36010869	240-35-6342.00-001-599950	NON-FOOD SUPPLIES	18.59	N
			502013	36010870	240-35-6342.00-001-599950	NON-FOOD SUPPLIES	287.63	N
			502068	36125966	240-35-6342.00-001-599950	FOOD/NON-FOOD	521.97	N
			501637	35870953	240-35-6342.00-009-599950	NON FOOD	147.54	N
			501713	35940529	240-35-6342.00-009-599950	NON-FOOD SUPPLIES	20.20	N
			501713	35940532	240-35-6342.00-009-599950	NON-FOOD SUPPLIES	146.92	N
			502013	36010871	240-35-6342.00-009-599950	NON-FOOD SUPPLIES	142.75	N
			502068	36125967	240-35-6342.00-009-599950	FOOD/NON-FOOD	96.61	N
			501637	35870954	240-35-6342.00-041-599950	NON FOOD	233.30	N
			501713	35940536	240-35-6342.00-041-599950	NON-FOOD SUPPLIES	362.75	N
			502013	36010875	240-35-6342.00-041-599950	NON-FOOD SUPPLIES	279.77	N
			502068	36125969	240-35-6342.00-041-599950	FOOD/NON-FOOD	366.05	N
			501637	35870948	240-35-6342.00-042-599950	NON FOOD	179.09	N
			501637	35870949	240-35-6342.00-042-599950	NON FOOD	19.45	N
			501713	35940522	240-35-6342.00-042-599950	NON-FOOD SUPPLIES	19.45	N
			501713	35940523	240-35-6342.00-042-599950	NON-FOOD SUPPLIES	18.57	N
			501713	35940525	240-35-6342.00-042-599950	NON-FOOD SUPPLIES	414.44	N
			502013	36010854	240-35-6342.00-042-599950	NON-FOOD SUPPLIES	18.57	N
			502013	36010856	240-35-6342.00-042-599950	NON-FOOD SUPPLIES	18.57	N
			502013	36010857	240-35-6342.00-042-599950	NON-FOOD SUPPLIES	59.94	N
			502013	36010859	240-35-6342.00-042-599950	NON-FOOD SUPPLIES	424.91	N
			502013	36010861	240-35-6342.00-042-599950	NON-FOOD SUPPLIES	9.53	N
			502068	36125963	240-35-6342.00-042-599950	FOOD/NON-FOOD	119.95	N
			502068	36125964	240-35-6342.00-042-599950	FOOD/NON-FOOD	383.66	N
			501713	35940537	240-35-6342.00-101-599950	NON-FOOD SUPPLIES	239.21	N
			501713	35940538	240-35-6342.00-101-599950	NON-FOOD SUPPLIES	42.88	N
			502013	36010876	240-35-6342.00-101-599950	NON-FOOD SUPPLIES	178.45	N
			501637	35870950	240-35-6342.00-102-599950	NON FOOD	324.42	N
			502013	36010865	240-35-6342.00-102-599950	NON-FOOD SUPPLIES	144.93	N
			502013	36010866	240-35-6342.00-102-599950	NON-FOOD SUPPLIES	203.68	N
			501713	35940540	240-35-6342.00-103-599950	NON-FOOD SUPPLIES	518.73	N
			501713	35940530	240-35-6342.00-104-599950	NON-FOOD SUPPLIES	16.17	N
			501713	35940533	240-35-6342.00-104-599950	NON-FOOD SUPPLIES	241.52	N
			502013	36010862	240-35-6342.00-104-599950	NON-FOOD SUPPLIES	18.59	N
			502013	36010863	240-35-6342.00-104-599950	NON-FOOD SUPPLIES	18.30	N

For the Month of December

Check Nbr	Check Date	Payee	PO Nbr	Invoice Nbr	Fnd-Fnc-Obj.So-Org-Prog	Reason	Amount	EFT
			502013	36010867	240-35-6342.00-104-599950	NON-FOOD SUPPLIES	310.55	N
			501713	35940524	240-35-6342.00-105-599950	NON-FOOD SUPPLIES	18.57	N
			501713	35940527	240-35-6342.00-105-599950	NON-FOOD SUPPLIES	313.73	N
			502013	36010855	240-35-6342.00-105-599950	NON-FOOD SUPPLIES	18.57	N
			502013	36010858	240-35-6342.00-105-599950	NON-FOOD SUPPLIES	215.01	N
			502013	36010860	240-35-6342.00-105-599950	NON-FOOD SUPPLIES	9.53	N
			501713	35940539	240-35-6342.00-106-599950	NON-FOOD SUPPLIES	453.98	N
			502013	36010874	240-35-6342.00-106-599950	NON-FOOD SUPPLIES	288.87	N
			501713	35940531	240-35-6342.00-107-599950	NON-FOOD SUPPLIES	5.69	N
			501713	35940534	240-35-6342.00-107-599950	NON-FOOD SUPPLIES	107.21	N
			502068	36125968	240-35-6342.00-107-599950	FOOD/NON-FOOD	129.71	N
				35958147	240-35-6342.00-107-599950	PO 501713 RETURN	-5.69	N
			501713	35940535	240-35-6342.00-108-599950	NON-FOOD SUPPLIES	257.63	N
			502013	36010864	240-35-6342.00-108-599950	NON-FOOD SUPPLIES	48.58	N
			502013	36010868	240-35-6342.00-108-599950	NON-FOOD SUPPLIES	344.06	N
			502068	36125965	240-35-6342.00-108-599950	FOOD/NON-FOOD	223.28	N
						Totals for Check 154770	9,774.10	
154771	12-19-2024	KEITH G. MATHIS VIDEO	086186	120924	199-36-6299.00-001-511200	DECEMBER MEDIA PRODUCTION	1,000.00	N
154772	12-19-2024	KLEMENT DISTRIBUTIO	501536	1042430906	240-35-6341.00-001-599950	FOOD/ICE CREAM	292.87	N
			501277	1042429509	240-35-6341.00-009-599950	FOOD SUPPLIES	182.04	N
			501536	1042430907	240-35-6341.00-009-599950	FOOD/ICE CREAM	261.97	N
			501100	1052428101	240-35-6341.00-041-599950	FOOD SUPPLIES	1,033.67	N
			501277	1042429508	240-35-6341.00-041-599950	FOOD SUPPLIES	1,057.98	N
			502015	1052432301	240-35-6341.00-041-599950	FOOD SUPPLIES	1,421.03	N
			501536	1042430908	240-35-6341.00-041-599950	FOOD/ICE CREAM	1,163.66	N
			502015	1052432302	240-35-6341.00-042-599950	FOOD SUPPLIES	1,241.90	N
			501536	1052430201	240-35-6341.00-042-599950	FOOD/ICE CREAM	1,182.45	N
			501536	1042430909	240-35-6341.00-042-599950	FOOD/ICE CREAM	1,182.45	N
			501100	1052428102	240-35-6341.00-042-599950	FOOD SUPPLIES	1,182.42	N
						Totals for Check 154772	10,202.44	
154773	12-19-2024	LABATT FOOD SERVICE	501591	11051825	184-36-6343.00-999-599965	CONCESSION SUPPLIES	4,643.19	N
			501832	11124035	184-36-6343.00-999-599965	CONCESSION SUPPLIES	772.73	N
			501636	11051824	240-35-6341.00-001-599950	FOOD & NON FOOD	9,106.34	N
			502005	11124033	240-35-6341.00-001-599950	FOOD SUPPLIES	86.16	N
			502005	11124034	240-35-6341.00-001-599950	FOOD SUPPLIES	7,954.85	N
			502012	11196243	240-35-6341.00-001-599950	FOOD SUPPLIES	6,961.13	N
			502012	11200645	240-35-6341.00-001-599950	FOOD SUPPLIES	26.96	N
				10290270	240-35-6341.00-001-599950	PO 501441 RETURNS	-130.51	N
				11196243	240-35-6341.00-001-599950	PO 502012 RETURNS	-21.87	N
			501636	11051823	240-35-6341.00-009-599950	FOOD & NON FOOD	2,948.26	N
			502005	11124032	240-35-6341.00-009-599950	FOOD SUPPLIES	2,816.58	N
			502012	11196242	240-35-6341.00-009-599950	FOOD SUPPLIES	2,333.30	N
			502012	11200649	240-35-6341.00-009-599950	FOOD SUPPLIES	26.96	N
				11124032	240-35-6341.00-009-599950	PO 502005 RETURNS	-48.87	N

For the Month of December

Check Nbr	Check Date	Payee	PO Nbr	Invoice Nbr	Fnd-Fnc-Obj.So-Org-Prog	Reason	Amount	EFT
				11196242	240-35-6341.00-009-599950	PO 502012 RETURNS	-21.87	N
			501636	11051818	240-35-6341.00-041-599950	FOOD & NON FOOD	5,772.21	N
			502005	11124027	240-35-6341.00-041-599950	FOOD SUPPLIES	4,997.92	N
			502012	11196234	240-35-6341.00-041-599950	FOOD SUPPLIES	5,492.54	N
			502012	11200646	240-35-6341.00-041-599950	FOOD SUPPLIES	26.96	N
				11196234	240-35-6341.00-041-599950	PO 502012 RETURNS	-21.87	N
			501636	11051819	240-35-6341.00-042-599950	FOOD & NON FOOD	5,545.89	N
			502005	11124028	240-35-6341.00-042-599950	FOOD SUPPLIES	6,442.78	N
			502012	11196236	240-35-6341.00-042-599950	FOOD SUPPLIES	5,096.64	N
			502012	11200647	240-35-6341.00-042-599950	FOOD SUPPLIES	26.96	N
				11196236	240-35-6341.00-042-599950	PO 502012 RETURNS	-21.87	N
			501636	11051828	240-35-6341.00-101-599950	FOOD & NON FOOD	3,999.28	N
			502005	11124040	240-35-6341.00-101-599950	FOOD SUPPLIES	3,315.47	N
			502012	11196243	240-35-6341.00-101-599950	FOOD SUPPLIES	2,139.31	N
			502012	11200654	240-35-6341.00-101-599950	FOOD SUPPLIES	26.96	N
			502012	11196247	240-35-6341.00-101-599950	FOOD SUPPLIES	65.11	N
				11196246	240-35-6341.00-101-599950	PO 502012 RETURNS	-58.19	N
			501636	11051826	240-35-6341.00-102-599950	FOOD & NON FOOD	3,022.67	N
			502005	11124037	240-35-6341.00-102-599950	FOOD SUPPLIES	3,419.33	N
			501636	11051829	240-35-6341.00-103-599950	FOOD & NON FOOD	1,645.12	N
			502005	11124041	240-35-6341.00-103-599950	FOOD SUPPLIES	2,191.98	N
			502012	11196248	240-35-6341.00-103-599950	FOOD SUPPLIES	2,695.06	N
			502012	11200644	240-35-6341.00-103-599950	FOOD SUPPLIES	53.92	N
				11196248	240-35-6341.00-103-599950	PO 502012 RETURNS	-43.74	N
			501636	11051822	240-35-6341.00-104-599950	FOOD & NON FOOD	1,957.12	N
			502005	11124031	240-35-6341.00-104-599950	FOOD SUPPLIES	2,327.35	N
			502012	11196239	240-35-6341.00-104-599950	FOOD SUPPLIES	1,766.72	N
			502012	11200648	240-35-6341.00-104-599950	FOOD SUPPLIES	26.96	N
				11196239	240-35-6341.00-104-599950	PO 502012 RETURNS	-21.87	N
			501636	11051821	240-35-6341.00-105-599950	FOOD & NON FOOD	2,004.52	N
			502005	11124030	240-35-6341.00-105-599950	FOOD SUPPLIES	2,352.92	N
			502012	11196238	240-35-6341.00-105-599950	FOOD SUPPLIES	892.43	N
			502012	11200650	240-35-6341.00-105-599950	FOOD SUPPLIES	26.96	N
				11196238	240-35-6341.00-105-599950	PO 502012 RETURNS	-21.87	N
			501636	11051831	240-35-6341.00-106-599950	FOOD & NON FOOD	4,032.65	N
			501636	11051832	240-35-6341.00-106-599950	FOOD & NON FOOD	26.68	N
			502005	11124043	240-35-6341.00-106-599950	FOOD SUPPLIES	619.75	N
			502012	11196249	240-35-6341.00-106-599950	FOOD SUPPLIES	4,900.92	N
			502012	11200653	240-35-6341.00-106-599950	FOOD SUPPLIES	26.96	N
				11196249	240-35-6341.00-106-599950	PO 502012 RETURNS	-43.74	N
			501636	11051827	240-35-6341.00-107-599950	FOOD & NON FOOD	770.89	N
			502005	11124038	240-35-6341.00-107-599950	FOOD SUPPLIES	504.42	N
			502012	11196244	240-35-6341.00-107-599950	FOOD SUPPLIES	547.17	N
			501636	11051820	240-35-6341.00-108-599950	FOOD & NON FOOD	1,932.25	N
			502005	11124029	240-35-6341.00-108-599950	FOOD SUPPLIES	2,201.60	N

For the Month of December

Check Nbr	Check Date	Payee	PO Nbr	Invoice Nbr	Fnd-Fnc-Obj.So-Org-Prog	Reason	Amount	EFT
			502012	11196237	240-35-6341.00-108-599950	FOOD SUPPLIES	1,782.31	N
			502012	11200655	240-35-6341.00-108-599950	FOOD SUPPLIES	26.96	N
				11196237	240-35-6341.00-108-599950	PO 502012 RETURNS	-43.74	N
			501636	11051824	240-35-6342.00-001-599950	FOOD & NON FOOD	124.24	N
			502005	11124034	240-35-6342.00-001-599950	FOOD SUPPLIES	33.15	N
			502012	11196243	240-35-6342.00-001-599950	FOOD SUPPLIES	375.23	N
			501636	11051823	240-35-6342.00-009-599950	FOOD & NON FOOD	41.09	N
			502005	11124032	240-35-6342.00-009-599950	FOOD SUPPLIES	66.30	N
			502012	11196240	240-35-6342.00-009-599950	FOOD SUPPLIES	43.74	N
			502012	11196241	240-35-6342.00-009-599950	FOOD SUPPLIES	143.63	N
			501641	11051817	240-35-6342.00-041-599950	NON FOOD	171.04	N
			502006	11124026	240-35-6342.00-041-599950	NON-FOOD SUPPLIES	38.72	N
			502012	11196233	240-35-6342.00-041-599950	FOOD SUPPLIES	64.91	N
			502012	11196235	240-35-6342.00-041-599950	FOOD SUPPLIES	150.43	N
			502012	11196236	240-35-6342.00-042-599950	FOOD SUPPLIES	85.52	N
			502012	11196247	240-35-6342.00-101-599950	FOOD SUPPLIES	171.04	N
			502006	11124036	240-35-6342.00-102-599950	NON-FOOD SUPPLIES	85.52	N
			501636	11051830	240-35-6342.00-103-599950	FOOD & NON FOOD	85.52	N
			502006	11124042	240-35-6342.00-103-599950	NON-FOOD SUPPLIES	85.52	N
			502005	11124031	240-35-6342.00-104-599950	FOOD SUPPLIES	85.52	N
			502012	11196239	240-35-6342.00-104-599950	FOOD SUPPLIES	34.05	N
			502012	11196238	240-35-6342.00-105-599950	FOOD SUPPLIES	85.52	N
			502012	11196249	240-35-6342.00-106-599950	FOOD SUPPLIES	85.52	N
			501677	11124039	715-61-6341.00-907-511907	FOOD SUPPLIES/CDC	143.84	N
			501952	11196245	715-61-6341.00-907-511907	FOOD SUPPLIES/CDC	162.95	N
						Totals for Check 154773	124,243.10	
154774	12-19-2024	LAMAR HIGH SCHOOL	502183	LAMAR	184-36-6412.02-001-591960	ENTRY FEE/ATHLETICS	800.00	N
154775	12-19-2024	LENNOX INDUSTRIES IN	501167	0570931947	199-51-6319.05-910-599910	SUPPLIES/HVAC	972.00	N
154776	12-19-2024	LOWE'S HOME CENTER	502048	998747-OCBXIK	199-36-6399.00-042-511240	SUPPLIES/THEATRE	419.08	N
			502048	973740-	199-36-6399.00-042-511240	SUPPLIES/THEATRE	24.66	N
						Totals for Check 154776	443.74	
154777	12-19-2024	JACOB GUSTAINIS	086166	4312	199-00-2110.00-000-500000	PO 407050	602.04	N
			500123	4314	199-53-6398.00-990-599990	COMMUNICATION MICS/DIST	656.40	N
						Totals for Check 154777	1,258.44	
154778	12-19-2024	MALLORY'S WESTERN &	086167	28927	199-00-2110.00-000-500000	PO 406741	560.00	N
154779	12-19-2024	MANSFIELD ISD AQUATI	502300	DEBBIE WEEMS	184-36-6412.02-001-591960	ENTRY FEE/ATHLETICS	225.00	N
154780	12-19-2024	MASTERCARD - JP MOR	501660	DOUBLE DAVES	184-36-6343.00-999-599965	CONCESSION SUPPLIES	18.75	N
			501851	DOUBLE DAVES	184-36-6343.00-999-599965	CONCESSION SUPPLIES	37.50	N
			501825	SHELL	184-36-6411.00-001-591960	UIL ADMIN TRAVEL	59.84	N
			502044	BROOKSHIRES	184-36-6411.00-001-591960	UIL ADMIN TRAVEL	41.13	N
			501862	BUC-EES	184-36-6411.01-001-591960	STAFF DEV/ATHLETICS	40.00	N
			501862	BUC-EES	184-36-6411.01-001-591960	STAFF DEV/ATHLETICS	48.00	N
			501862	MOODY	184-36-6411.01-001-591960	STAFF DEV/ATHLETICS	331.20	N

For the Month of December

Check Nbr	Check Date	Payee	PO Nbr	Invoice Nbr	Fnd-Fnc-Obj.So-Org-Prog	Reason	Amount	EFT
			501862	MOODY	184-36-6411.01-001-591960	STAFF DEV/ATHLETICS	610.56	N
			501773	MARYS CAFE	184-36-6411.02-001-591960	SCOUTING EXPENSE/ATHLETICS	92.70	N
			501434	JASONS DELI	184-36-6412.08-001-591960	STUDENT MEALS/ATHLETICS	351.29	N
			501622	JASONS DELI	184-36-6412.08-001-591960	VOLLEYBALL PLAYOFF MEAL	366.86	N
			501857	JASONS DELI	184-36-6412.08-001-591960	STUDENT MEALS/ATHLETICS	293.37	N
			501940	JASONS DELI	184-36-6412.08-001-591960	STUDENT MEALS/ATHLETICS	400.90	N
			502076	JASONS DELI	184-36-6412.08-001-591960	STUDENT MEALS/ATHLETICS	1,721.61	N
			501752	JASONS DELI	184-36-6412.08-001-591960	STUDENT MEALS/ATHLETICS	418.07	N
			501826	TWISTED ROOT	184-36-6412.08-001-591960	STUDENT TRAVEL/CHEER	245.40	N
			086177	LA QUINTA	184-36-6412.08-001-591960	PO 501462 ADDLT ROOM BUS DRI	206.01	N
				JASONS DELI	184-36-6412.08-001-591960	PO 501434 SALES TAX REFUND	-24.88	N
			501704	USA CHEER	184-36-6495.05-001-591960	FEES/DUES-ATHLETICS	38.00	N
			086151	QUIZIZZ	199-11-6399.00-001-538001	PO 500822	216.00	N
			501916	ACE	199-11-6399.01-001-522972	SUPPLIES/AG MECH	48.48	N
			501761	XPLANE	199-11-6399.08-001-522972	CURRICULUM/CTE	359.88	N
			501122	TX NESINC	199-11-6499.01-999-525107	ESL CERTIFICATION FEE	118.87	N
			501765	TEA	199-11-6499.01-999-525107	ESL CERTIFICATION FEE	78.00	N
			501059	TX NESINC	199-11-6499.01-999-525107	ESL CERTIFICATION FEE	118.87	N
			501956	LRP	199-13-6399.00-940-523940	SUPPLIES/STAFF DEV	488.19	N
			501587	TDEA	199-13-6411.00-041-599041	STAFF DEVELOPMENT/AMS	305.00	N
			501878	NASP	199-13-6411.00-940-523940	STAFF DEVELOPMENT	149.00	N
			500650	HYATT	199-13-6411.01-001-522972	CTE STAFF DEVELOPMENT	568.78	N
			501527	SAN ANTONIO	199-13-6411.01-970-511970	STAFF DEVE/HAMMER & KUHNS	39.31	N
			501527	QUIKTRIP	199-13-6411.01-970-511970	STAFF DEVE/HAMMER & KUHNS	40.06	N
			501527	HILTON PALICIO	199-13-6411.01-970-511970	STAFF DEVE/HAMMER & KUHNS	1,243.01	N
			501834	STARBUCKS	199-13-6499.01-970-511970	MEETING EXPENSE	50.00	N
			501561	BROOKSHIRES	199-21-6399.00-972-522972	SUPPLIES/CTE FAIRS	28.95	N
			501638	PEDIATRIC	199-33-6411.00-041-511041	STAFF DEVELOPMENT/AMS	65.00	N
			501627	TX BOARD OF	199-33-6411.00-041-511041	STAFF DEVELOPMENT/AMS	68.00	N
			502052	PARKER CO	199-34-6249.02-930-599930	VEHICLE STATE INSPECTIONS	64.14	N
			501757	CHICK-FIL-A	199-36-6399.03-001-511200	EMERGENCY FUNDS/BAND	171.47	N
			501757	PERCUSSIVE	199-36-6399.03-001-511200	EMERGENCY FUNDS/BAND	400.00	N
			501757	CIRCLE	199-36-6399.03-001-511200	EMERGENCY FUNDS/BAND	34.93	N
			501757	PERCUSSIVE	199-36-6399.03-001-511200	EMERGENCY FUNDS/BAND	100.00	N
			501757	MUSIC FOR ALL	199-36-6399.03-001-511200	EMERGENCY FUNDS/BAND	121.66	N
			501512	ALAMO DOME	199-36-6411.02-001-511001	UIL ADMIN TRAVEL	15.00	N
			501697	QUIKTRIP	199-36-6412.01-001-511200	BAND TRAVEL/PASIC	111.46	N
			501697	QUIKTRIP	199-36-6412.01-001-511200	BAND TRAVEL/PASIC	134.79	N
			501697	LOVES	199-36-6412.01-001-511200	BAND TRAVEL/PASIC	197.45	N
			501697	LOVES	199-36-6412.01-001-511200	BAND TRAVEL/PASIC	190.41	N
			501697	QUIKTRIP	199-36-6412.01-001-511200	BAND TRAVEL/PASIC	131.39	N
			501697	QUIKTRIP	199-36-6412.01-001-511200	BAND TRAVEL/PASIC	123.52	N
			501697	BUC-EES	199-36-6412.01-001-511200	BAND TRAVEL/PASIC	30.00	N
			501697	BUC-EES	199-36-6412.01-001-511200	BAND TRAVEL/PASIC	30.00	N
			501697	LA QUINTA	199-36-6412.01-001-511200	BAND TRAVEL/PASIC	143.55	N

For the Month of December

Check Nbr	Check Date	Payee	PO Nbr	Invoice Nbr	Fnd-Fnc-Obj.So-Org-Prog	Reason	Amount	EFT
			501697	LA QUINTA	199-36-6412.01-001-511200	BAND TRAVEL/PASIC	139.43	N
			501517	APPLE SPICE	199-36-6412.06-001-511999	BAND TRAVEL/STATE	3,450.68	N
			501517	MCALISTERS	199-36-6412.06-001-511999	BAND TRAVEL/STATE	82.44	N
			501517	MCALISTERS	199-36-6412.06-001-511999	BAND TRAVEL/STATE	2,889.31	N
			501493	ROAD RANGER	199-36-6412.06-001-511999	BAND TRAVEL/STATE	160.00	N
			086150	TAFE-MIA	199-36-6499.02-001-522972	PO 501316	35.00	N
				TAFE-MIA	199-36-6499.02-001-522972	PO 501316 REFUND DUPLICATE P	-17.50	N
			501474	IDENTOGO	199-41-6299.01-731-599731	SBEC/FINGERPRINTING	49.25	N
			501474	TEA	199-41-6299.01-731-599731	SBEC/FINGERPRINTING	17.00	N
			501474	IDENTOGO	199-41-6299.01-731-599731	SBEC/FINGERPRINTING	49.25	N
			501474	IDENTOGO	199-41-6299.01-731-599731	SBEC/FINGERPRINTING	49.25	N
			501477	HEB	199-41-6399.01-731-599731	SUPPLIES/COG	59.92	N
			501758	PCCC	199-41-6411.00-735-599735	STAFF DEVELOPMENT	25.00	N
			502137	CVS	199-41-6499.01-701-599701	MISCELLANEOUS ADMIN EXPENS	30.04	N
			501646	OLIVE GARDEN	199-41-6499.01-702-599702	BOARD MEETING EXPENSE	161.98	N
			501860	BETTER TEAMS	199-41-6499.03-731-599731	RECRUITMENT	1,254.00	N
			501933	JAMES AVERY	199-41-6499.07-731-599731	AWARDS/RETIREMENT	240.00	N
			501966	ETSY	199-41-6499.07-731-599731	RETIREMENT GIFTS	56.02	N
			501751	HEB	199-41-6499.08-750-599750	MEETING EXPENSE/ALEOD LEAD	111.61	N
			501751	EL PINA TACOS	199-41-6499.08-750-599750	MEETING EXPENSE/ALEOD LEAD	142.54	N
			501871	SAGE	199-51-6319.00-910-599910	SUPPLIES/MAINTENANCE	1,228.46	N
			502129	BROOKSHIRES	715-61-6341.00-907-511907	SUPPLIES/CDC	76.40	N
			501564	TARGET	715-61-6399.00-907-511907	SUPPLIES/CDC	118.50	N
Totals for Check 154780							21,690.06	
154781	12-19-2024	MASTERS DISTRIBUTIO	502016	873343	240-35-6341.00-001-599950	FOOD SUPPLIES	214.45	N
			502016	873344	240-35-6341.00-009-599950	FOOD SUPPLIES	294.26	N
			502016	873342	240-35-6341.00-041-599950	FOOD SUPPLIES	196.67	N
			502016	873345	240-35-6341.00-042-599950	FOOD SUPPLIES	733.39	N
Totals for Check 154781							1,438.77	
154782	12-19-2024	MCLEMORE BUILDING M	086188	172822	199-51-6299.05-999-599999	FACILITY RENTAL CUSTODIAL	2,550.00	N
			086189	172823	199-51-6299.05-999-599999	FACILITY RENTAL CUSTODIAL	400.00	N
Totals for Check 154782							2,950.00	
154783	12-19-2024	REBEKAH MCPHERSON	086211	0003	224-11-6299.03-940-523000	SPEECH THERAPY SERVICES	5,040.00	N
154784	12-19-2024	MEDCO SUPPLY	501809	IN98237582	184-36-6399.14-001-591960	SUPPLIES/ATHLETICS	2,178.12	N
			501809	IN98242258	184-36-6399.14-001-591960	SUPPLIES/ATHLETICS	26.08	N
Totals for Check 154784							2,204.20	
154785	12-19-2024	MELODY'S SOUTHWEST	086190	2025671	184-36-6299.02-001-591921	STUDENT 5 PANEL DRUG SCREE	3,556.80	N
			086190	2025671	199-36-6299.00-001-599921	STUDENT 5 PANEL DRUG SCREE	1,123.20	N
Totals for Check 154785							4,680.00	
154786	12-19-2024	MHC TRUCK LEASING, I	500191	K0503000002550	199-36-6412.03-001-511999	TRUCK RENTAL/BAND	911.04	N
			500191	K0503000002555	199-36-6412.03-001-511999	TRUCK RENTAL/BAND	857.42	N
			500191	K0503000002559	199-36-6412.03-001-511999	TRUCK RENTAL/BAND	173.64	N
Totals for Check 154786							1,942.10	

For the Month of December

Check Nbr	Check Date	Payee	PO Nbr	Invoice Nbr	Fnd-Fnc-Obj.So-Org-Prog	Reason	Amount	EFT
154787	12-19-2024	MICHAELS STORE, INC	502144	558037	715-61-6399.00-907-511907	SUPPLIES/CDC	60.20	N
154788	12-19-2024	MSB SCHOOL	086219	225846	199-00-5931.00-000-500000	TX SHARS MEDICAID ADM 12/20/2	1.38	N
154789	12-19-2024	NATA MEMBERSHIP	502417	302568	184-36-6495.05-001-591960	ENTRY FEE/ATHLETICS	246.00	N
154790	12-19-2024	NATUS MEDICAL INC	086213	77675	199-00-2110.00-000-500000	PO 407200	994.80	N
			086213	77675	199-33-6219.00-041-511041	PO 407200	42.16	N
			086213	77675	199-33-6299.00-001-511001	PO 407200	42.16	N
			086213	77675	199-33-6299.00-009-511009	PO 407200	42.16	N
			086213	77675	199-33-6299.00-042-511042	PO 407200	42.16	N
			086213	77675	199-33-6299.00-101-511101	PO 407200	42.16	N
			086213	77675	199-33-6299.00-102-511102	PO 407200	42.16	N
			086213	77675	199-33-6299.00-103-511103	PO 407200	42.16	N
			086213	77675	199-33-6299.00-104-511104	PO 407200	42.16	N
			086213	77675	199-33-6299.00-105-511105	PO 407200	42.16	N
			086213	77675	199-33-6299.00-106-511106	PO 407200	42.16	N
Totals for Check 154790							1,416.40	
154791	12-19-2024	LEYLA NAVARRETE	502224	FOOD	240-35-6411.00-103-599950	REIMB/EXPENSE	15.00	N
154792	12-19-2024	NETSYNC NETWORK SO	501313	2027112123	199-53-6399.01-990-599990	ANNUAL SERVER LICENSING/DIS	18,304.32	N
154793	12-19-2024	NORTHWEST ENGRAVE	501615	245469	199-31-6399.00-009-511009	COUNSELING OFFICE SUPPLIES	66.21	N
			502323	245797	199-41-6499.07-731-599731	RETIREMENT GIFTS	16.20	N
Totals for Check 154793							82.41	
154794	12-19-2024	NORTHWEST HIGH SCH	502352	NW TEXAN INVT	184-36-6412.02-001-591960	ENTRY FEE/ATHLETICS	600.00	N
154795	12-19-2024	NWEA	500830	826789	255-13-6299.00-999-511000	CONTRACT SERVICE	3,780.00	N
154796	12-19-2024	O'REILLY AUTO ENTERP	501648	4401-241228	199-34-6319.00-930-599930	SUPPLIES/BUS FLEET	4,779.00	N
				4401-248518	199-34-6319.00-930-599930	PO 501648 CORE RETURN	-820.00	N
			502288	4401-248187	199-51-6319.00-910-599930	SUPPLIES/WHITE FLEET	310.31	N
			502319	4401-248329	199-51-6319.00-910-599930	SUPPLIES/WHITE FLEET	568.01	N
Totals for Check 154796							4,837.32	
154797	12-19-2024	DAIRY FARMERS OF AM	501411	401909783	240-35-6341.00-001-599950	FOOD SUPPLIES	214.87	N
			501533	401918332	240-35-6341.00-001-599950	FOOD/MILK	257.82	N
			501533	401918333	240-35-6341.00-001-599950	FOOD/MILK	267.24	N
			501733	401926920	240-35-6341.00-001-599950	FOOD SUPPLIES	256.92	N
			501733	401926921	240-35-6341.00-001-599950	FOOD SUPPLIES	278.41	N
			502010	401935640	240-35-6341.00-001-599950	FOOD SUPPLIES	264.70	N
			502010	401935641	240-35-6341.00-001-599950	FOOD SUPPLIES	235.49	N
			501411	401909781	240-35-6341.00-009-599950	FOOD SUPPLIES	62.66	N
			501533	401918330	240-35-6341.00-009-599950	FOOD/MILK	126.23	N
			501533	401918331	240-35-6341.00-009-599950	FOOD/MILK	42.95	N
			501733	401926918	240-35-6341.00-009-599950	FOOD SUPPLIES	148.62	N
			501733	401926919	240-35-6341.00-009-599950	FOOD SUPPLIES	105.61	N
			502010	541740156	240-35-6341.00-009-599950	FOOD SUPPLIES	42.98	N
			502010	401935639	240-35-6341.00-009-599950	FOOD SUPPLIES	106.52	N
				541740204	240-35-6341.00-009-599950	PO 502010 RETURNS	-51.47	N

For the Month of December

Check Nbr	Check Date	Payee	PO Nbr	Invoice Nbr	Fnd-Fnc-Obj.So-Org-Prog	Reason	Amount	EFT
			501411	401909779	240-35-6341.00-041-599950	FOOD SUPPLIES	150.40	N
			501533	401918328	240-35-6341.00-041-599950	FOOD/MILK	150.40	N
			501533	401918329	240-35-6341.00-041-599950	FOOD/MILK	157.28	N
			501733	401926916	240-35-6341.00-041-599950	FOOD SUPPLIES	193.35	N
			501733	401926917	240-35-6341.00-041-599950	FOOD SUPPLIES	171.89	N
			502010	401935636	240-35-6341.00-041-599950	FOOD SUPPLIES	193.35	N
			502010	401935637	240-35-6341.00-041-599950	FOOD SUPPLIES	107.42	N
			501411	401909777	240-35-6341.00-042-599950	FOOD SUPPLIES	171.86	N
			501533	401918327	240-35-6341.00-042-599950	FOOD/MILK	178.74	N
			501733	401926914	240-35-6341.00-042-599950	FOOD SUPPLIES	500.86	N
			501733	401926915	240-35-6341.00-042-599950	FOOD SUPPLIES	408.02	N
			502010	401935634	240-35-6341.00-042-599950	FOOD SUPPLIES	279.14	N
			502010	401935635	240-35-6341.00-042-599950	FOOD SUPPLIES	300.66	N
			501411	401909767	240-35-6341.00-101-599950	FOOD SUPPLIES	214.84	N
			501533	401918316	240-35-6341.00-101-599950	FOOD/MILK	300.69	N
			501533	401918317	240-35-6341.00-101-599950	FOOD/MILK	343.72	N
			501733	401926904	240-35-6341.00-101-599950	FOOD SUPPLIES	343.72	N
			501733	401926905	240-35-6341.00-101-599950	FOOD SUPPLIES	279.34	N
			502010	401935627	240-35-6341.00-101-599950	FOOD SUPPLIES	335.93	N
			502010	401935625	240-35-6341.00-101-599950	FOOD SUPPLIES	429.65	N
			501411	401909773	240-35-6341.00-102-599950	FOOD SUPPLIES	200.26	N
			501533	401918322	240-35-6341.00-102-599950	FOOD/MILK	214.84	N
			501533	401918323	240-35-6341.00-102-599950	FOOD/MILK	193.38	N
			501733	401926910	240-35-6341.00-102-599950	FOOD SUPPLIES	279.20	N
			501733	401926911	240-35-6341.00-102-599950	FOOD SUPPLIES	200.26	N
			502010	401935630	240-35-6341.00-102-599950	FOOD SUPPLIES	193.38	N
			502010	401935631	240-35-6341.00-102-599950	FOOD SUPPLIES	193.38	N
			501411	401909769	240-35-6341.00-103-599950	FOOD SUPPLIES	214.84	N
			501533	401918318	240-35-6341.00-103-599950	FOOD/MILK	150.40	N
			501533	401918319	240-35-6341.00-103-599950	FOOD/MILK	114.33	N
			501733	401926906	240-35-6341.00-103-599950	FOOD SUPPLIES	286.16	N
			501733	401926907	240-35-6341.00-103-599950	FOOD SUPPLIES	307.62	N
			502010	401935626	240-35-6341.00-103-599950	FOOD SUPPLIES	214.84	N
			501411	401909771	240-35-6341.00-104-599950	FOOD SUPPLIES	236.36	N
			501533	401918320	240-35-6341.00-104-599950	FOOD/MILK	193.35	N
			501533	401918321	240-35-6341.00-104-599950	FOOD/MILK	107.39	N
			501733	401926908	240-35-6341.00-104-599950	FOOD SUPPLIES	300.74	N
			501733	401926909	240-35-6341.00-104-599950	FOOD SUPPLIES	257.82	N
			502010	401935628	240-35-6341.00-104-599950	FOOD SUPPLIES	142.63	N
			502010	401935629	240-35-6341.00-104-599950	FOOD SUPPLIES	193.35	N
			501411	401909765	240-35-6341.00-105-599950	FOOD SUPPLIES	107.42	N
			501533	401918314	240-35-6341.00-105-599950	FOOD/MILK	193.35	N
			501533	401918315	240-35-6341.00-105-599950	FOOD/MILK	99.65	N
			501733	401926902	240-35-6341.00-105-599950	FOOD SUPPLIES	257.79	N
			501733	401926903	240-35-6341.00-105-599950	FOOD SUPPLIES	171.86	N

For the Month of December

Check Nbr	Check Date	Payee	PO Nbr	Invoice Nbr	Fnd-Fnc-Obj.So-Org-Prog	Reason	Amount	EFT
			502010	401935622	240-35-6341.00-105-599950	FOOD SUPPLIES	150.37	N
			502010	401935623	240-35-6341.00-105-599950	FOOD SUPPLIES	107.42	N
			501411	401909775	240-35-6341.00-106-599950	FOOD SUPPLIES	343.72	N
			501533	401918324	240-35-6341.00-106-599950	FOOD/MILK	343.72	N
			501533	401918325	240-35-6341.00-106-599950	FOOD/MILK	322.26	N
			501733	401926912	240-35-6341.00-106-599950	FOOD SUPPLIES	322.26	N
			501733	401926913	240-35-6341.00-106-599950	FOOD SUPPLIES	336.01	N
			502010	401935632	240-35-6341.00-106-599950	FOOD SUPPLIES	300.80	N
			502010	401935633	240-35-6341.00-106-599950	FOOD SUPPLIES	300.80	N
			501411	401909763	240-35-6341.00-107-599950	FOOD SUPPLIES	96.15	N
			501533	401918312	240-35-6341.00-107-599950	FOOD/MILK	128.76	N
			501533	401918313	240-35-6341.00-107-599950	FOOD/MILK	160.50	N
			501733	401926900	240-35-6341.00-107-599950	FOOD SUPPLIES	150.22	N
			501733	401926901	240-35-6341.00-107-599950	FOOD SUPPLIES	117.66	N
			502010	401935620	240-35-6341.00-107-599950	FOOD SUPPLIES	85.84	N
			502010	401935621	240-35-6341.00-107-599950	FOOD SUPPLIES	99.76	N
			501411	401909789	240-35-6341.00-108-599950	FOOD SUPPLIES	107.42	N
			501533	401918338	240-35-6341.00-108-599950	FOOD/MILK	107.42	N
			501533	401918339	240-35-6341.00-108-599950	FOOD/MILK	171.89	N
			501733	401926926	240-35-6341.00-108-599950	FOOD SUPPLIES	408.13	N
			501733	401926927	240-35-6341.00-108-599950	FOOD SUPPLIES	279.14	N
			502010	401935646	240-35-6341.00-108-599950	FOOD SUPPLIES	278.45	N
			502010	401935647	240-35-6341.00-108-599950	FOOD SUPPLIES	214.90	N
			501595	401918336	715-61-6341.00-907-511907	FOOD/SNACK SUPPLIES-CDC	103.27	N
			501799	401926924	715-61-6341.00-907-511907	FOOD SUPPLIES/CDC	103.27	N
			501904	401935644	715-61-6341.00-907-511907	FOOD SUPPLIES/CDC	103.27	N
						Totals for Check 154797	17,838.82	
154798	12-19-2024	ON THE BORDER MEXIC	502200	1280229	199-13-6499.00-940-523940	MEETING EXPENSE	148.42	N
154799	12-19-2024	PATTILLO, BROWN & HIL	086191	496041	199-41-6212.00-750-599750	FY 2024 ANNUAL AUDIT	7,500.00	N
154800	12-19-2024	PENDER'S MUSIC COMP	501260	712206	199-36-6399.00-041-511200	SUPPLIES/BAND	520.00	N
			501260	714626	199-36-6399.00-041-511200	SUPPLIES/BAND	146.00	N
						Totals for Check 154800	666.00	
154801	12-19-2024	PETROLEUM TRADERS	502373	2046120	199-34-6311.00-930-599930	VEHICLE FUEL/DISTRICT	7,085.22	N
			502373	2046119	199-34-6311.00-930-599930	VEHICLE FUEL/DISTRICT	14,701.14	N
						Totals for Check 154801	21,786.36	
154802	12-19-2024	PRECISION BUSINESS M	501864	123869	199-11-6399.00-105-511105	PO Created by Req: 701927	5,495.00	N
			501929	123910	199-11-6399.00-107-511107	SUPPLIES/ECA	414.17	N
						Totals for Check 154802	5,909.17	
154803	12-19-2024	PRECISION WATER TEC	502180	94437	199-51-6299.00-910-599910	CONTRACT SERVICE/MAINT	245.00	N
154804	12-19-2024	PROGRESS LEARNING L	502165	CI-011813	199-11-6399.00-103-511103	SUPPLIES	1,750.00	N
154805	12-19-2024	QUILL CORPORATION	086178	41614209	199-11-6399.00-041-511041	PO 501679 CLOSED IN ERROR	17.59	N
			500420	40656845	199-31-6399.01-009-511009	TESTING SUPPLIES	14.53	N
			500420	40662056	199-31-6399.01-009-511009	TESTING SUPPLIES	530.75	N

For the Month of December

Check Nbr	Check Date	Payee	PO Nbr	Invoice Nbr	Fnd-Fnc-Obj.So-Org-Prog	Reason	Amount	EFT
			500420	40730851	199-31-6399.01-009-511009	TESTING SUPPLIES	22.94	N
						Totals for Check 154805	585.81	
154806	12-19-2024	ROBERT CRAIG STEPHE	502011	12312	240-35-6341.00-001-599950	FOOD SUPPLIES	1,250.60	N
			502055	12426	240-35-6341.00-001-599950	FOOD SUPPLIES	1,505.80	N
			502011	12315	240-35-6341.00-009-599950	FOOD SUPPLIES	195.75	N
			502055	12429	240-35-6341.00-009-599950	FOOD SUPPLIES	404.80	N
			502011	12313	240-35-6341.00-041-599950	FOOD SUPPLIES	483.48	N
			502055	12427	240-35-6341.00-041-599950	FOOD SUPPLIES	767.53	N
			502011	12314	240-35-6341.00-042-599950	FOOD SUPPLIES	491.90	N
			502055	12428	240-35-6341.00-042-599950	FOOD SUPPLIES	690.63	N
			502011	12321	240-35-6341.00-101-599950	FOOD SUPPLIES	433.13	N
			502055	12435	240-35-6341.00-101-599950	FOOD SUPPLIES	451.68	N
			502011	12317	240-35-6341.00-102-599950	FOOD SUPPLIES	403.35	N
			502055	12431	240-35-6341.00-102-599950	FOOD SUPPLIES	522.05	N
			502011	12320	240-35-6341.00-103-599950	FOOD SUPPLIES	387.38	N
			502055	12434	240-35-6341.00-103-599950	FOOD SUPPLIES	375.43	N
			502011	12318	240-35-6341.00-104-599950	FOOD SUPPLIES	343.90	N
			502055	12432	240-35-6341.00-104-599950	FOOD SUPPLIES	540.30	N
			502011	12322	240-35-6341.00-105-599950	FOOD SUPPLIES	279.00	N
			502055	12436	240-35-6341.00-105-599950	FOOD SUPPLIES	507.55	N
			502011	12316	240-35-6341.00-106-599950	FOOD SUPPLIES	470.40	N
			502055	12430	240-35-6341.00-106-599950	FOOD SUPPLIES	561.05	N
			502011	12323	240-35-6341.00-107-599950	FOOD SUPPLIES	173.60	N
			502055	12437	240-35-6341.00-107-599950	FOOD SUPPLIES	223.55	N
			502011	12319	240-35-6341.00-108-599950	FOOD SUPPLIES	200.53	N
			502055	12433	240-35-6341.00-108-599950	FOOD SUPPLIES	441.33	N
			501991	12438	715-61-6341.00-907-511907	FOOD SUPPLIES/CDC	55.00	N
			502282	12589	715-61-6341.00-907-511907	FOOD SUPPLIES/CDC	27.50	N
						Totals for Check 154806	12,187.22	
154807	12-19-2024	RAISING CANE'S RESTA	502138	20001	199-41-6499.01-701-599701	MEETING EXPENSE/SSAC	160.17	N
154808	12-19-2024	REGION 4 ESC	500494	11782371	199-34-6411.00-930-599930	CERTIFICATION RENEWAL	60.00	N
154809	12-19-2024	REID ATKINSON DESIGN	086192	272	199-36-6299.00-001-511200	AHS PROG COORDINATION DEP	5,000.00	N
			086192	272	199-36-6299.00-001-511200	AESTHETIC ARTIST COMM FEE	1,000.00	N
			086192	272	199-36-6299.00-001-511200	FLAG & VINYL PURCHASE DEPOS	1,000.00	N
						Totals for Check 154809	7,000.00	
154810	12-19-2024	ROADRUNNER CHARTE	086193	51544	184-36-6412.08-001-591960	CHARTER BUS PLAYOFF GAME 1	3,300.00	N
			086193	51544	199-36-6412.06-001-511999	CHARTER BUS PLAYOFF GAME 1	3,300.00	N
						Totals for Check 154810	6,600.00	
154811	12-19-2024	JOE PHILLIP ROQUEMO	502343	THSBCA PER	184-36-6411.01-001-591960	STAFF DEVELOPMENT	36.00	N
154812	12-19-2024	ROUND ROCK ISD	086163	ALEDO ISD	199-41-6499.04-750-599750	CTPA MEMBERSHIP	150.00	N
154813	12-19-2024	RUSH TRUCK CENTERS	502019	3039710362	199-34-6319.00-930-599930	SUPPLIES/BUS FLEET	653.24	N

For the Month of December

Check Nbr	Check Date	Payee	PO Nbr	Invoice Nbr	Fnd-Fnc-Obj.So-Org-Prog	Reason	Amount	EFT
154814	12-19-2024	RUSSELL'S EDUCATION	502079	96100243	199-11-6399.00-103-511103	SUPPLIES	109.95	N
154815	12-19-2024	SCHOLASTIC, INC.	500052	M7566024	199-11-6399.00-042-511042	SUPPLIES	769.24	N
154816	12-19-2024	SHOWTIME INTERNATIO	502045	2004	199-36-6499.00-042-511230	entry fees/dance	1,192.50	N
			502045	2004	199-36-6499.04-042-511042	entry fees/dance	157.50	N
Totals for Check 154816							1,350.00	
154817	12-19-2024	SITEPRO RENTALS, INC	501453	163591	199-51-6299.00-910-599910	CONTRACT SERVICE/MAINT	864.00	N
				C108507	199-51-6299.00-910-599910	PO 501453 PRICE ADJUSTMENT	-144.00	N
Totals for Check 154817							720.00	
154818	12-19-2024	SNEED, VINE & PERRY,	086194	245683	199-41-6211.00-701-599701	MATTER #0006 LEGAL SERVICES	262.50	N
			086194	245684	199-41-6211.00-701-599701	MATTER #0009 LEGAL SERVICES	1,500.00	N
			086194	245685	199-41-6211.00-701-599701	MATTER #0010 LEGAL SERVICES	2,697.50	N
			086194	245686	199-41-6211.00-701-599701	MATTER #0013 LEGAL SERVICES	4,330.00	N
Totals for Check 154818							8,790.00	
154819	12-19-2024	SOLUTION TREE, INC	502113	S313601	199-13-6411.00-001-511001	STAFF DEV/DISTRICT	5,378.00	N
			502113	S313601	199-13-6411.00-001-526002	STAFF DEV/DISTRICT	1,536.00	N
			502113	S313601	199-13-6411.00-041-599041	STAFF DEV/DISTRICT	3,073.00	N
			502113	S313601	199-13-6411.00-101-599101	STAFF DEV/DISTRICT	3,073.00	N
			502113	S313601	199-13-6411.00-103-511103	STAFF DEV/DISTRICT	1,536.00	N
			502113	S313601	199-13-6411.00-104-511104	STAFF DEV/DISTRICT	3,842.00	N
			502113	S313601	199-13-6411.00-105-511105	STAFF DEV/DISTRICT	1,536.00	N
			502113	S313601	199-13-6411.00-106-511106	STAFF DEV/DISTRICT	2,305.00	N
			502113	S313601	199-13-6411.00-108-511108	STAFF DEV/DISTRICT	3,073.00	N
			502113	S313601	199-13-6411.01-970-511970	STAFF DEV/DISTRICT	3,079.00	N
Totals for Check 154819							28,431.00	
154820	12-19-2024	SOUTHERN TIRE MART,	502321	4120057867	199-51-6319.00-910-599930	SUPPLIES/WHITE FLEET	3,338.40	N
154821	12-19-2024	SOUTHWEST INTERNATI	502124	02P197272	199-34-6319.00-930-599930	SUPPLIES/BUS FLEET	1,363.33	N
154822	12-19-2024	SSR JACKETS	501496	494347	184-36-6398.01-001-591960	LETTER JACKETS/ATHLETICS	600.00	N
154823	12-19-2024	CANDACE SUMMERHILL	502203	IMCAT PER	199-13-6411.00-970-511970	STAFF DEVELOPMENT	72.00	N
154824	12-19-2024	SUPERIOR PEDIATRIC C	086214	DEC 1-15, 2024	224-11-6299.03-940-523000	SPEECH THERAPY SERVICES	700.00	N
154825	12-19-2024	TASBO	502135	425138	199-41-6411.00-750-599750	FEES/DUES	210.00	N
			502135	CASH-69046	199-41-6495.00-750-599750	FEES/DUES	145.00	N
			502291	425358	199-41-6495.00-750-599750	FEES & DUES/BUSINESS OFFICE	75.00	N
Totals for Check 154825							430.00	
154826	12-19-2024	TERRACYCLE REGULAT	502154	55162	199-51-6398.03-910-599910	EQUIPMENT/MAINTENANCE	6,375.00	N
154827	12-19-2024	TEX-OMA BUILDERS SU	086169	808999	199-00-2110.00-000-500000	PO 406079	1,330.00	N
154828	12-19-2024	TEXAS ART EDUCATION	502277	ARLENE	199-13-6495.00-041-511041	FEES/DUES	55.00	N
154829	12-19-2024	TEXAS COUNSELING AS	502294	122253	199-31-6495.00-103-511103	FEES/DUES	200.00	N
154830	12-19-2024	TEXAS GAS SERVICE	086195	118929845	199-51-6259.03-999-599999	UTILITIES	108.36	N
			086195	126347364	199-51-6259.03-999-599999	UTILITIES	533.68	N
			086195	136588036	199-51-6259.03-999-599999	UTILITIES	666.16	N
			086195	140556627	199-51-6259.03-999-599999	UTILITIES	780.89	N

For the Month of December

Check Nbr	Check Date	Payee	PO Nbr	Invoice Nbr	Fnd-Fnc-Obj.So-Org-Prog	Reason	Amount	EFT
			086195	142314845	199-51-6259.03-999-599999	UTILITIES	247.21	N
			086195	149554391	199-51-6259.03-999-599999	UTILITIES	1,083.81	N
			086195	156200791	199-51-6259.03-999-599999	UTILITIES	3,189.22	N
			086195	158249764	199-51-6259.03-999-599999	UTILITIES	353.42	N
			086195	165220718	199-51-6259.03-999-599999	UTILITIES	185.24	N
			086195	233760409	199-51-6259.03-999-599999	UTILITIES	475.47	N
			086195	234919582	199-51-6259.03-999-599999	UTILITIES	128.39	N
			086195	235750300	199-51-6259.03-999-599999	UTILITIES	2,500.99	N
			086195	236364727	199-51-6259.03-999-599999	UTILITIES	279.88	N
			086195	236364973	199-51-6259.03-999-599999	UTILITIES	448.23	N
Totals for Check 154830							10,980.95	
154831	12-19-2024	TEXAS HIGH SCHOOL P	502457	BRAD McCONE	184-36-6495.05-001-591960	FEES/DUES-ATHLETICS	75.00	N
154832	12-19-2024	TEXAS PARKS & WILDLI	502246	1637745	199-11-6399.00-001-511001	OUTDOOR ED SUPPLIES	135.00	N
154833	12-19-2024	TMEA	502331	2412331	199-36-6411.00-041-511200	STAFF DEVELOPMENT	70.00	N
			502455	2412455	199-36-6411.00-041-511200	STAFF DEV/BAND	70.00	N
Totals for Check 154833							140.00	
154834	12-19-2024	TEXAS SPORTSWEAR	501508	63422	730-61-6399.00-999-599000	BEARCAT STORE INVENTORY	896.10	N
154835	12-19-2024	TRIPLE-C FENCE, LLC	086196	2679	199-51-6299.00-910-599910	MAINT AUTO GATE REPAIR	825.00	N
154836	12-19-2024	UNIFIRST HOLDINGS, IN	086162	2810458315	199-34-6299.05-930-599930	LAUNDRY SERVICES	94.77	N
			086162	2810461436	199-34-6299.05-930-599930	LAUNDRY SERVICES	94.77	N
Totals for Check 154836							189.54	
154837	12-19-2024	UNITED REFRIGERATIO	500243	98654313-00	199-51-6319.05-910-599910	SUPPLIES/HVAC	1,148.34	N
154838	12-19-2024	VANDOREN MUSIC LLC	086197	792	199-36-6299.03-001-511200	CUSTOM ARRANGEMENT (FULL	4,500.00	N
			086197	792	199-36-6299.03-001-511200	COPYRIGHT ACQUISITION	375.00	N
Totals for Check 154838							4,875.00	
154839	12-19-2024	VARSITY SPIRIT FASHIO	500484	33304087	199-36-6399.00-042-511230	SUPPLIES/DANCE	276.59	N
154840	12-19-2024	WALSH GALLEGOS KYL	086216	692693	199-41-6211.00-701-523940	MATTER #000116 SPED LEGAL	6,138.29	N
			086216	692694	199-41-6211.00-701-523940	MATTER #000120 SPED LEGAL	31,038.48	N
			086216	692698	199-41-6211.00-701-523940	MATTER #000127 SPED LEGAL	2,369.64	N
			086216	692699	199-41-6211.00-701-523940	MATTER #000128 SPED LEGAL	1,533.00	N
			086216	692700	199-41-6211.00-701-523940	MATTER #000129 SPED LEGAL	2,380.50	N
			086216	692701	199-41-6211.00-701-523940	MATTER #000130 SPED LEGAL	4,216.50	N
			086216	692703	199-41-6211.00-701-523940	MATTER #000132 SPED LEGAL	1,189.50	N
			086216	692705	199-41-6211.00-701-523940	MATTER #000134 SPED LEGAL	2,029.50	N
			086216	692708	199-41-6211.00-701-523940	MATTER #001000 SPED LEGAL	756.00	N
			086198	685529	199-41-6211.00-701-599701	MATTER #000100 LEGAL SERVIC	10.94	N
			086198	687593	199-41-6211.00-701-599701	MATTER #000124 LEGAL SERVIC	435.50	N
			086198	687594	199-41-6211.00-701-599701	MATTER #000125 LEGAL SERVIC	402.00	N
			086198	687595	199-41-6211.00-701-599701	MATTER #000126 LEGAL SERVIC	837.50	N
			086215	692692	199-41-6211.00-701-599701	MATTER #000000 LEGAL SERVIC	1,132.50	N
			086215	692695	199-41-6211.00-701-599701	MATTER #000122 LEGAL SERVIC	220.50	N
			086215	692696	199-41-6211.00-701-599701	MATTER #000125 LEGAL SERVIC	335.00	N

For the Month of December

Check Nbr	Check Date	Payee	PO Nbr	Invoice Nbr	Fnd-Fnc-Obj.So-Org-Prog	Reason	Amount	EFT
			086215	692697	199-41-6211.00-701-599701	MATTER #000126 LEGAL SERVIC	67.00	N
			086215	692704	199-41-6211.00-701-599701	MATTER #000133 LEGAL SERVIC	4,669.99	N
			086215	692706	199-41-6211.00-701-599701	MATTER #000135 LEGAL SERVIC	94.50	N
			086215	692707	199-41-6211.00-701-599701	MATTER #000999 LEGAL SERVIC	1,000.00	N
Totals for Check 154840							60,856.84	
154841	12-19-2024	WATER TANK INSPECTI	501580	77741	199-51-6299.00-910-599910	INSPECTIONS/WATER TANKS	750.00	N
154842	12-19-2024	JOLETTE WINE	086199	2010	199-36-6299.00-001-511200	FULL DAY CONC BAND CLINIC 12/	450.00	N
154843	12-19-2024	XEROX CORPORATION	086200	022660313	199-51-6269.01-999-599999	SER #QPH-223068 10/30-11/30/24	252.75	N
154844	12-19-2024	ZONAR SYSTEMS, INC	502168	INV648545	199-34-6319.00-930-599930	ZONAR ACTIVATION	75.00	N
154845	12-20-2024	EDUC. EMPLOYEES CRE	DEDCH		199-00-2159.00-164-500000	DEC DED HSA	357.69	N
154846	12-20-2024	A.T.P.E.	DEDCH		199-00-2159.00-005-500000	DEC DED UNION DUES	4.72	N
154847	12-20-2024	ALEDO ISD GENERAL O	DEDCH		199-00-2159.00-125-500000	DEC DED MISCELLANEOUS	228.58	N
			DEDCH		199-00-2159.00-173-500000	DEC DED MISCELLANEOUS	2,667.81	N
Totals for Check 154847							2,896.39	
154848	12-20-2024	UNITED EDUCATORS AS	DEDCH		199-00-2159.00-016-500000	DEC DED UNION DUES	115.56	N
154849	12-20-2024	HIGGINBOTHAM & ASSO	DEDCH		199-00-2159.00-008-500000	DEC DED MISCELLANEOUS	185.08	N
			DEDCH		199-00-2159.00-099-500000	DEC DED DEPENDENT CHILD CA	4.62	N
Totals for Check 154849							189.70	
154850	12-20-2024	FINANCIAL BENEFIT SE	DEDCH		199-00-2153.00-018-500000	DEC DED LIFE INSURANCE	298.04	N
			DEDCH		199-00-2153.00-152-500000	DEC DED HEALTH INSURANCE	108.46	N
			DEDCH		199-00-2153.00-153-500000	DEC DED HEALTH INSURANCE	79.39	N
			DEDCH		199-00-2153.00-154-500000	DEC DED LIFE INSURANCE	426.90	N
			DEDCH		199-00-2153.00-158-500000	DEC DED HEALTH INSURANCE	1,358.48	N
			DEDCH		199-00-2153.00-165-500000	DEC DED HEALTH INSURANCE	249.01	N
			DEDCH		199-00-2159.00-141-500000	DEC DED MISCELLANEOUS	53.85	N
			DEDCH		199-00-2159.00-150-500000	DEC DED MISCELLANEOUS	66.40	N
			DEDCH		199-00-2159.00-155-500000	DEC DED INCOME REPLACEMEN	282.59	N
			DEDCH		199-00-2159.00-160-500000	DEC DED MISCELLANEOUS	100.60	N
			DEDCH		199-00-2159.00-163-500000	DEC DED MISCELLANEOUS	91.25	N
Totals for Check 154850							3,114.97	
154851	12-20-2024	JNT RESOURCE PARTN	DEDCH		199-00-2159.00-167-500000	DEC DED TAX SHEL. ANNUITY	258.50	N
			DEDCH		199-00-2159.00-169-500000	DEC DED 457 DEFERRED COMP.	111.08	N
			DEDCH		199-00-2159.00-503-500000	DEC DED FINANCE DEDUCTION	150.00	N
Totals for Check 154851							519.58	
154852	12-20-2024	SOUTH CAROLINA DEPT	DEDCH		199-00-2159.00-504-500000	DEC DED MISCELLANEOUS	273.78	N
154853	12-20-2024	NEBRASKA STATE TREA	DEDCH		199-00-2159.00-505-500000	DEC DED MISCELLANEOUS	210.93	N

Total Checks 5,937,508.44

End of Report



ALEDO ISD BOARD MEETING TEMPLATE

MEETING DATE: January 21, 2025

AGENDA ITEM: Consider Approval of Class Size Waivers

PRESENTER: Kimberly Raymond, Deputy Superintendent

BACKGROUND INFORMATION:

- Per Texas law, Kindergarten through Grade 4 are required to have a 22:1 student/teacher ratio. In the spring of 2024, given the serious public school funding shortage in Texas, AISD shared with the community and staff information about likely upcoming changes due to the need to reduce budget. One of those anticipated impacts shared was increased class sizes. Based on this information when staffing at the elementary level, the district's goal has been, to the greatest extent possible, keep K-2 classrooms at 22 students or fewer, and staff grades 3-5 closer to 25 students per classroom.
- At the September 17, 2024 Regular Board meeting, the Board approved the following class size waivers for Annetta, Coder, Stuard, and Vadagriff based on an increase in enrollment:
 - Annetta
 - Third Grade: 1 class at 23 students
 - Fourth Grade: 1 class at 24, 3 classes at 25
 - Coder
 - Third Grade: 1 class at 23, 3 classes at 24
 - Fourth Grade: 3 classes at 23, 1 class at 24
 - Stuard
 - Second Grade: 1 class at 23, 3 classes at 24
 - Fourth Grade: 3 classes at 23, 2 classes at 24
 - Vandagriff
 - Fourth Grade: 1 class at 23
 - Walsh
 - Kindergarten: 1 class at 23
- At the November 18, 2024 Regular Board meeting, the Board approved the following class size waivers for Annetta and Vandagriff based on an increase in enrollment:

- Annetta
 - Third Grade: 1 additional class at 23
- Vandagriff
 - Fourth Grade: 1 additional class at 23
- The District is seeking the following additional class size waivers due to increased enrollment at Annetta, Vandagriff, and Walsh Elementary:
 - Annetta
 - Third Grade: 2 additional classes at 23
 - Vandagriff
 - Fourth Grade: 1 additional class at 23
 - Walsh
 - Kindergarten: 1 additional class at 24

FISCAL INFORMATION:

None

ATTACHMENTS:

None

ADMINISTRATIVE RECOMMENDATION:

The Administration recommends the Board of Trustees approves the class size waivers as presented.



ALEDO ISD BOARD MEETING TEMPLATE

MEETING DATE: January 21, 2025

AGENDA ITEM: District Instructional Focus

PRESENTER: Amber Crissey, Assistant Superintendent of Curriculum & Instruction

BACKGROUND INFORMATION:

- The district instructional data dashboard provides the district with a systematic process for gathering multiple data points to track implementation levels of the district instructional focus areas and to monitor student progress data throughout the school year.
- At the end of each nine-week grading cycle, the campus and district will monitor PLC actions through rating each Collaborative Team on an implementation continuum that corresponds to the three big ideas of a PLC which include:
 - Learning as our Fundamental Purpose
 - Building a Collaborative Culture Through High-Performing Teams
 - A Focus on Results
- AISD PLC implementation goals for the 2024-2025 school year are as follows:
 - 87% of Collaborative Teams district-wide will rate at the “Developing” level in indicator #1 of Learning as Our Fundamental Purpose by June 2025.
 - 93% of Collaborative Teams district-wide will rate at the “Developing” level in indicator #1 of Building a Collaborative Culture by June 2025.
 - 83% of Collaborative Teams district-wide will rate at the “Developing” level in indicator #1 of Focusing on Results by June 2025.
- Data will be collected and analyzed at the end of each grading cycle and reported to the board of trustees to assess team and district level implementation of the three big ideas of a PLC.
- Ongoing reflection and goal setting around the three big ideas of a PLC drive the work of collaborative teams at each campus. The district will support the work of collaborative teams by building leadership capacity within the PLC process through providing ongoing professional learning opportunities.

FISCAL INFORMATION:

None

ATTACHMENTS:

Instructional Focus Presentation

ADMINISTRATIVE RECOMMENDATION:

None

AISD Instructional Focus

January 21, 2025



63

#AllinAledo

Implementation Measures of District Instructional Focus 2024-25

PLC Goals

Reported Quarterly

Focus on Learning

Goal 87% of CTs by June

Collaborative Culture

Goal 93% of CTs by June

Focus on Results

Goal 83% of CTs by June

District Instructional Priorities

Reported Monthly

Lesson Frame

Goal 100% of classrooms by June

Critical Writing

Goal 100% of classrooms by June

FSGPT / Academic Discussion

Goal 100% of classrooms by June

Active Participation

Goal 100% of classrooms by June

Student-Driven Learning

*Monthly report will consist of exemplars,
rather than a percentage

Progress Monitoring

Reported BOY, MOY, EOY

CIRCLE Progress Monitoring

PK Reading / Math Screener

mCLASS Texas

K-2 Reading Screener

IXL Math

K-2 Math Screener

MAP Growth

3-8 Reading Screener

3-8 Math Screener₆₄

Instructional Rounds Data

*District Aggregate Data Shared Each Semester



ALEDO ISD FOCUS DOCUMENT 2024-2025



WHAT WE TEACH

Standards Driven
Curriculum

Teaching to the Depth
of the Standards

HOW WE TEACH

Focus on 8 Cognitive Skills
Thinking Maps

Fundamental Five

Rigor, Relevance,
Learner Engagement

Workshop Model

AUTHENTIC LITERACY

Cross-Disciplinary Literacy
(listening, speaking, reading, writing, thinking)

Write From the
Beginning & Beyond

Being a professional learning community is a “**never-ending process** in which educators **commit to working together to ensure** higher levels of learning for every student.”

-Mattos, DuFour, Eaker & Many
Concise Answers to FAQ About PLCs at Work (2026) p.5

The 3 Big Ideas



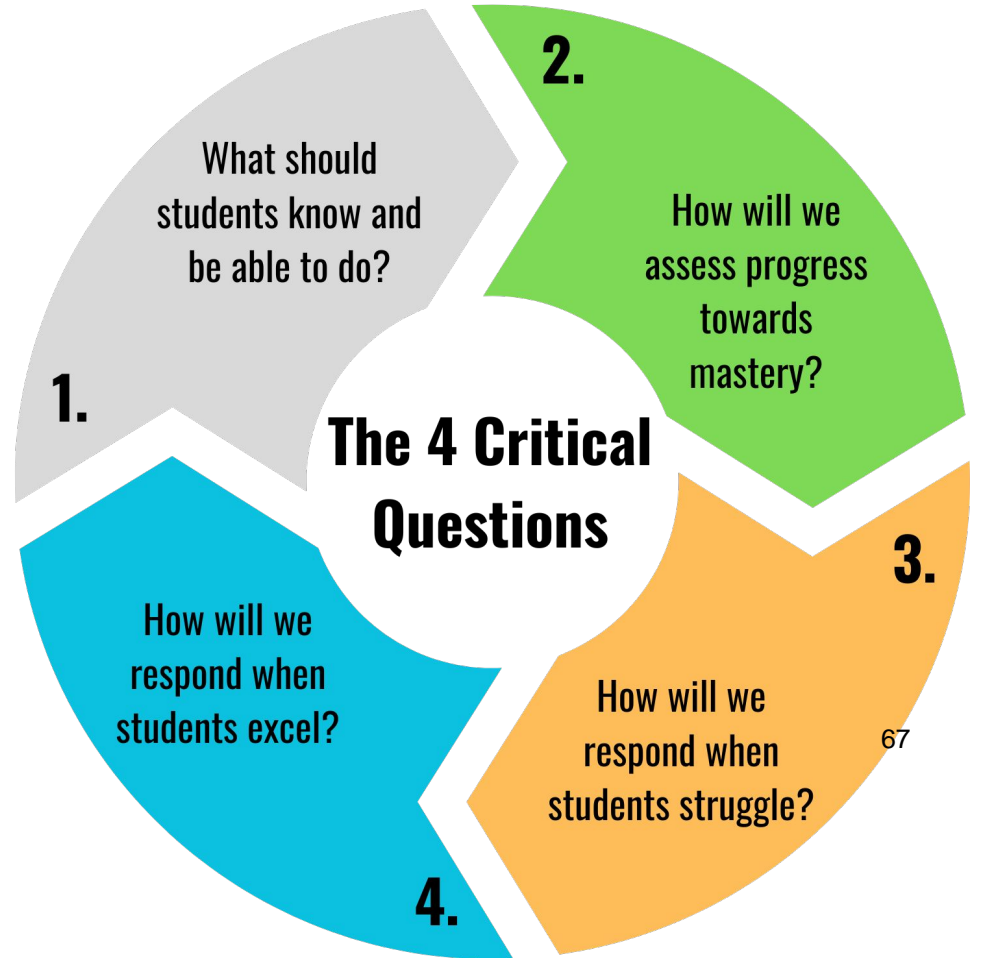
A Focus on Learning



A Collaborative Culture



A Results Orientation



Implementation Measures of District Instructional Focus 2024-25

PLC Goals

Reported Quarterly

Focus on Learning

Goal 87% of CTs by June

Collaborative Culture

Goal 93% of CTs by June

Focus on Results

Goal 83% of CTs by June

District Instructional Priorities

Reported Monthly

Lesson Frame

Goal 100% of classrooms by June

Critical Writing

Goal 100% of classrooms by June

FSGPT / Academic Discussion

Goal 100% of classrooms by June

Active Participation

Goal 100% of classrooms by June

Student-Driven Learning

*Monthly report will consist of exemplars,
rather than a percentage

Instructional Rounds Data

*District Aggregate Data Shared Each Semester

Progress Monitoring

Reported BOY, MOY, EOY

CIRCLE Progress Monitoring

PK Reading / Math Screener

mCLASS Texas

K-2 Reading Screener

IXL Math

K-2 Math Screener

MAP Growth

3-8 Reading Screener

3-8 Math Screener₆₈



Three Big Ideas of a PLC at Work

1

A Focus on Learning

2

**A Collaborative Culture
and
Collective Responsibility**

3

A Results Orientation

FOCUS ON LEARNING

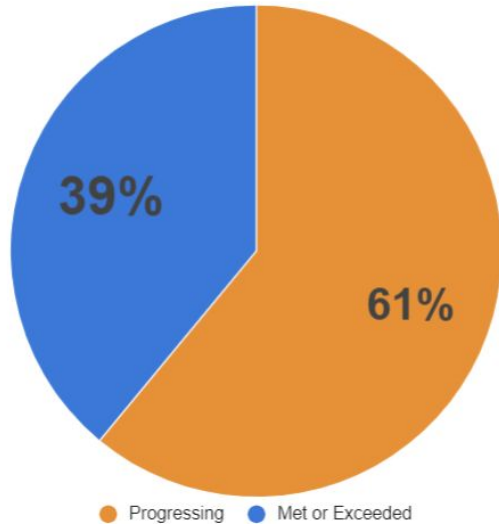
We acknowledge that the fundamental purpose of our school is to help all students achieve high levels of learning, and therefore, we work collaboratively to clarify what students must learn and how we will monitor each student's learning. We provide students with systematic interventions when they struggle and extension when they are proficient.

Indicator	Initiating	Implementing	Developing	Sustaining
We build shared knowledge regarding the TEKS, district documents, and trends in student achievement and work with our colleagues to clarify the criteria by which we will judge student work.	Teams are aware of the essential learning standards and some teachers use the district curriculum documents consistently.	Teams clarify the essential learning standards for each unit and most teacher lessons reflect the decisions made by the collaborative team.	Teams clarify the essential learning outcomes by building shared knowledge through deconstruction of the learning standards. All teachers work collaboratively as a team to study and backward design from summative assessments and agree on the specific success criteria students must achieve to be deemed proficient.	Teams possess a deep understanding of the TEKS and the success criteria that students must achieve to demonstrate mastery and use this information to drive instruction. Teams have a systematic process for backward design and are committed to providing students with instruction and support to achieve the intended outcomes, giving every student access to essential learning.
We monitor each student's mastery of all essential standards on a timely basis through a series of frequent, standards-based common formative assessments that are aligned with summative assessments students will be required to take.	Teams have yet to develop formative assessments to monitor student learning. Some teachers use data from assessments to drive instructional decisions.	Teams have begun to create common formative assessments to monitor student learning; however, data is used primarily to make individual decisions about instructional practices.	Teams build capacity by creating common formative assessments and using results from common formatives to develop more effective instructional strategies.	Teams determine the effectiveness of instructional strategies based on evidence of student learning rather than teacher preference or precedent. Common formative assessments are used on a regular basis to identify students who need additional time and support for learning as well as provide another opportunity to demonstrate mastery of learning.
We provide a system of interventions that guarantees each student will receive additional time and support for learning if he or she experiences initial difficulty. Students who are proficient have access to extended learning opportunities.	Opportunities for intervention and extension are left to individual teachers to carry out within their own classrooms. Some teachers attempt to systematically intervene on essential standards when students experience difficulty.	While most teachers see the benefit of systematically grouping students, intervening and extending based on data is not an on-going cycle where teams continually adjust based on most recent assessments.	Teams track each student's proficiency on essential standards and utilize results from common formatives in a timely manner for interventions and extensions.	The system for intervention and extension is proactive, fluid, and directive rather than invitational. Achievement of each student is monitored on a frequent basis, and all students are guaranteed access to this system of intervention.

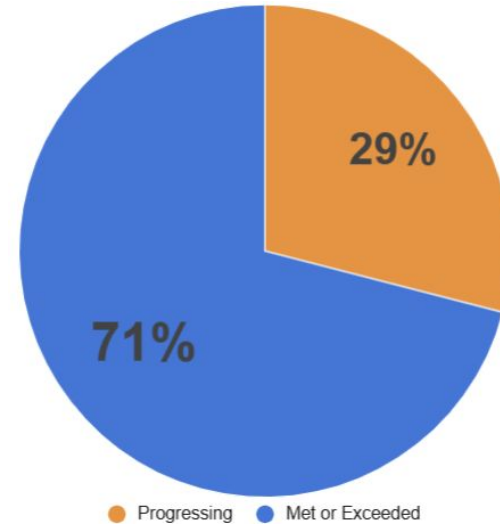
Focus on Learning

Goal: **87% Meet or Exceed**

1st Grading Cycle 2024-2025



2nd Grading Cycle 2024-2025



Focus on Learning

Name _____

Q2 CFA 3

Nathan brought 28 toy cars to play with at recess. His friend gave him 6 more toy cars. How many toy cars did Nathan have now?

_____ toy cars

Kate bought 25 bracelets. Then she bought 14 more. How many bracelets does Kate have in all?

_____ = _____
TEKS 2.4C

Write a story problem to match the number sentence below. Solve the problem.

$$34 + 21 = \underline{\quad}$$

Sarah collected seashells on her family vacation. On Friday, she collected 12 seashells. On Saturday, she lost 9 seashells. How many shells did she have left?

_____ shells

TEKS 2.4C

TEKS 2.4C

TEKS 2.4C



Three Big Ideas of a PLC at Work

1

A Focus on Learning

2

**A Collaborative Culture
and
Collective Responsibility**

3

A Results Orientation

FOCUS ON COLLABORATIVE CULTURE

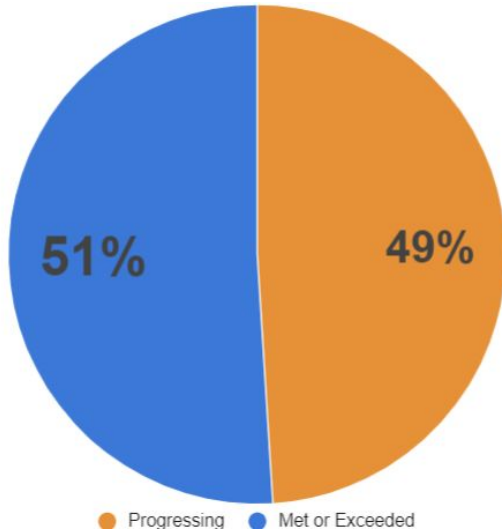
We are committed to working together to achieve our collective purpose of learning for all students. We cultivate a collaborative culture through the development of high-performing teams.

Indicator	Initiating	Implementing	Developing	Sustaining
We are organized into collaborative teams in which members work interdependently to achieve common goals that directly impact student achievement.	Teachers are assigned to collaborative teams and are encouraged to work together collaboratively.	Teachers work together during collaborative time and share the workload to achieve individual classroom goals.	Teachers work interdependently to achieve goals specifically related to higher levels of student achievement and focus their efforts on discovering better ways to achieve common goals for the course or grade level.	The collaborative process is deeply ingrained in the team culture. Teams are self-directed and very skillful in advocacy and inquiry to monitor student improvement.
Structures have been put in place to ensure: 1. Collaboration is embedded in our routine work practice. 2. We are provided with time to collaborate. 3. We are clear on the critical questions that should drive our collaboration. 4. Our collaborative work is monitored and supported.	Some team members may elect to work with colleagues on topics of mutual interest. Some team members are co-laboring in an effort to improve student achievement.	Most teams member are clear regarding how they should use the collaborative time. Most work is focused on the Four Critical Questions and/or matters related to teaching and learning. Most teachers believe the team meeting is a productive use of their time.	Team members are assigned roles and honor their collective commitments. Team leaders develop agendas and help lead the collaborative process to ensure topics have a positive impact on student achievement. All work is focused on the Four Critical Questions and/or matters related to teaching and learning. The collaborative process directly impacts teacher practice in the classroom, helping each teacher clarify what to teach, how to assess, and how to improve instruction.	The collaborative team process serves as a powerful form of job-embedded professional development because members learn from one another, identify common problems, and engage in action research. The Four Critical Questions consistently drive the PLC process. Evidence of student learning is transparent among members of the team, and members make judgments about the effectiveness of different practices on the basis of that evidence.

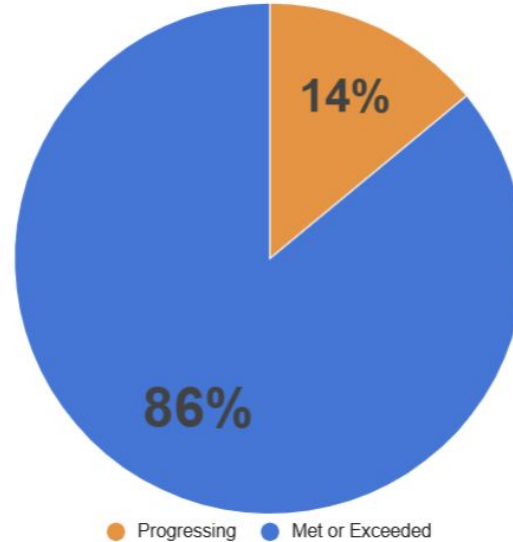
A Collaborative Culture and Collective Responsibility

Goal: **93% Meet or Exceed**

1st Grading Cycle 2024-2025



2nd Grading Cycle 2024-2025



Focus on Collaborative Culture



Collaborative Culture					Rating: Q1- Implementing Q2- Developing Q3- Q4-
We are committed to working together to achieve our collective purpose of learning for all students. We cultivate a collaborative culture through the development of high-performing teams. Start at Developing. If any element is missing, move left to Implementing. If all elements are met, then consider elements in Sustaining.					
Indicator	Initiating	Implementing	Developing	Sustaining	Evidence
We are organized into collaborative teams in which members work interdependently to achieve common goals that directly impact student achievement.	Teachers are assigned to collaborative teams and are encouraged to work together collaboratively.	Teachers work together during collaborative time and share the workload to achieve individual classroom goals.	Teachers work interdependently to achieve goals specifically related to higher levels of student achievement and focus their efforts on discovering better ways to achieve common goals for the course or grade level.	The collaborative process is deeply ingrained in the team culture. Teams are self-directed and very skillful in advocacy and inquiry to monitor student improvement.	Q1 - Need to focus on higher levels of student achievement. Implementing. Q2 - Still working on the student improvement aspect Developing Q3 - Q4 -
Structures have been put in place to ensure: 1. Collaboration is embedded in our routine work practice. 2. We are provided with time to collaborate. 3. We are clear on the critical questions that should drive our collaboration. 4. Our collaborative work is monitored and supported.	Some team members may elect to work with colleagues on topics of mutual interest. Some team members are co-laboring in an effort to improve student achievement.	Most teams member are clear regarding how they should use the collaborative time. Most work is focused on the Four Critical Questions and/or matters related to teaching and learning. Most teachers believe the team meeting is a productive use of their time.	Team members are assigned roles and honor their collective commitments. Team leaders develop agendas and help lead the collaborative process to ensure topics have a positive impact on student achievement. All work is focused on the Four Critical Questions and/or matters related to teaching and learning. The collaborative process directly impacts teacher practice in the classroom, helping each teacher clarify what to teach, how to assess, and how to improve instruction.	The collaborative team process serves as a powerful form of job-embedded professional development because members learn from one another, identify common problems, and engage in action research. The Four Critical Questions consistently drive the PLC process. Evidence of student learning is transparent among members of the team, and members make judgments about the effectiveness of different practices on the basis of that evidence.	Q1 - How do we fit in PD as a trio? Developing. Q2 - Agendas are being developed, work is focused on 4 questions, clarification is brought; solidly developing, not quite established as a team to the point where all would say they see the CT process as PL. Developing Q3 - Q4 -

Teams provide evidence to support the Developing and Sustaining rating.

Three Big Ideas of a PLC at Work

1

A Focus on Learning

2

**A Collaborative Culture
and
Collective Responsibility**

3

A Results Orientation

FOCUS ON RESULTS

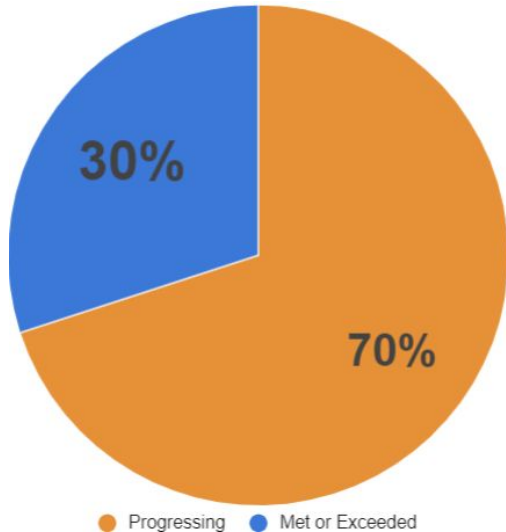
We assess our effectiveness on the basis of results rather than intentions. Individuals, teams, and schools seek relevant data and information and use it to promote continuous improvement.

Indicator	Initiating	Implementing	Developing	Sustaining
Collaborative teams work interdependently to achieve one or more SMART goals that impact student achievement. Each team has identified specific action steps members will take to achieve the goal and a process for monitoring progress toward the goal.	Teams have established annual SMART goals; however, goals do not drive the work of the collaborative team.	Teams have established annual SMART goals tied to student learning and work together to identify strategies for becoming more effective at achieving the goal.	Teams have established a series of short term goals and action steps to monitor their progress towards their SMART goal. The SMART goal drives the collaborative team process.	Teams take ownership of establishing short term and long term goals with action steps that guide the work of the collaborative team. Teams have a consistent process for monitoring their progress towards the attainment of the SMART goal. The recognition and celebration of efforts to achieve goals helps sustain the improvement process and keeps the focus on higher levels of student achievement.
Collaborative teams regard ongoing analysis of evidence of student learning as a critical element in the teaching and learning process. They use that information to: *Respond to students who are experiencing difficulty *Extend the learning of students who are proficient *Inform and improve the individual and collective practice of members *Identify team professional development needs *Measure progress toward team goals	Some teachers analyze and use assessment results of team created common formative assessments. Some teachers see the value of sharing individual data rather than only looking at the aggregate performance of the group.	Teams create and administer common formative assessments and analyze the results together. Most teachers see the value of sharing individual data rather than only looking at the aggregate performance of the group. Teams may not yet be using the analysis of results to inform or improve professional practice.	Teams collaborate to create common formatives, consistently analyze data, and group students based on results from recent assessment data. Teams have a system in place for tracking progress of interventions and extensions that is fluid and based on evidence of need. Students receive interventions and extensions on essential standards. Systems of intervention and extension focus on priority content areas identified at the campus and/or district level based on student data trends. Teams use the results to identify areas of success, areas of concern, and to discuss strategies for improving the results.	Data from team created common formative assessments is critical to the work of the team and consistently drives instructional decisions made by the team. Teachers use data to identify the strengths and weaknesses in their individual practice, improve their collective capacity to help all students learn, identify problematic areas in curriculum, and consistently provide targeted and systematic interventions and extensions.

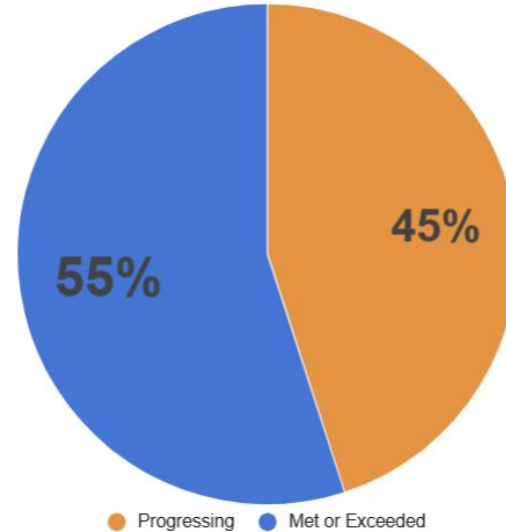
A Focus on Results

Goal: **83% Meet or Exceed**

1st Grading Cycle 2024-2025



2nd Grading Cycle 2024-2025



ENSURING
high levels of learning
FOR ALL STUDENTS.





ALEDO ISD BOARD MEETING TEMPLATE

MEETING DATE: January 21, 2025

AGENDA ITEM: Texas Academic Performance Report (TAPR) 2023-2024 Public Hearing

PRESENTER: Candace Summerhill, Director of Assessment & Accountability

BACKGROUND INFORMATION:

- The Texas Academic Performance Report (TAPR) provides an annual report of educational performance information to every public school and district in the state.
- Texas Education Code, 39.306 requires each district's board of trustees to publish an annual report that includes the PDF TAPR, campus performance objectives, district accreditation status and any distinction designations awarded, the district's current special education compliance status, information on violent or criminal incidents and prevention policies, information on the performance of the previous year's graduates in their first year of college, as reported by the Texas Higher Education Coordinating Board (THECB), and any supplemental information. This information is posted and accessible on the Aledo ISD district webpage under "Assessment & Accountability".
- Statute requires that each district's board of trustees hold a public hearing to discuss the district's annual report within 90 days of receiving the PDF TAPR.

FISCAL INFORMATION:

None

ATTACHMENTS:

2023-2024 Annual TAPR Presentation
2023-2024 Texas Academic Performance Report

ADMINISTRATIVE RECOMMENDATION:

None

2023-2024 Annual Report Summary
Aledo Independent School District



Public Hearing January 21, 2025

83

Department of Assessment and Accountability



Texas Academic Performance Report (TAPR)

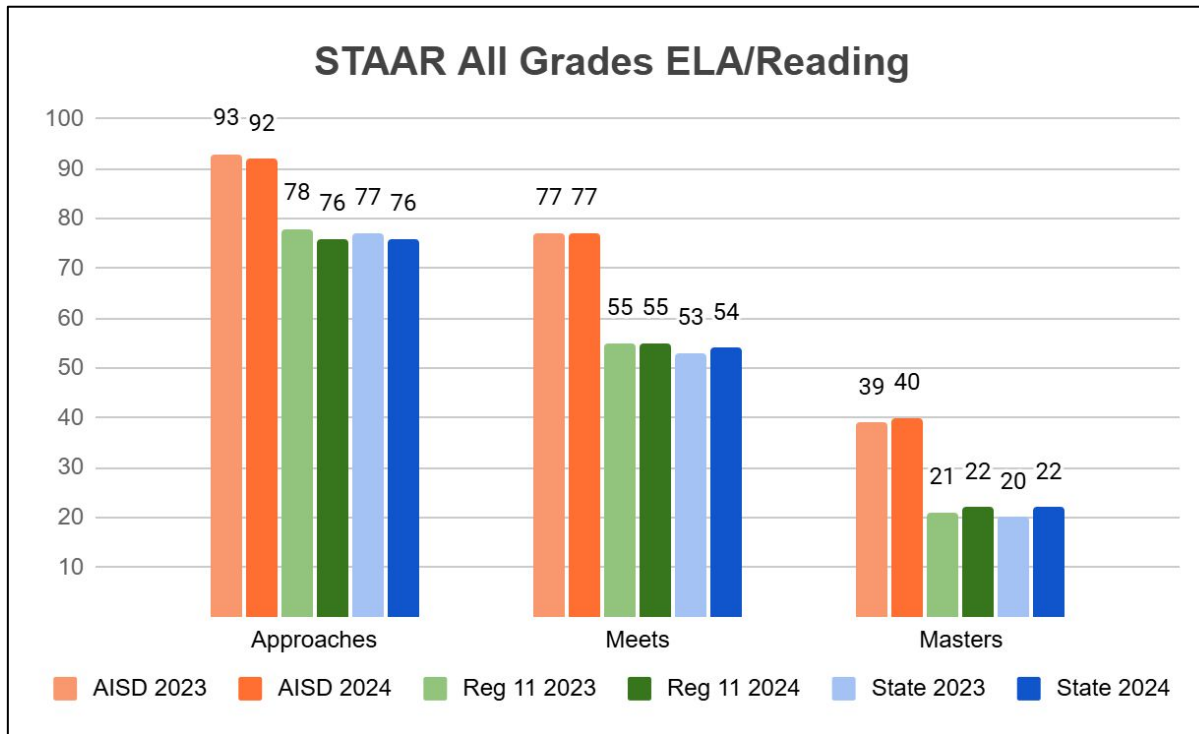
2024 District & Campus Accountability Ratings

As of December 2024, the TAPR does not include A–F ratings or Distinction Designations. The issuance of the A–F ratings under 2024 rule is pending and subject to change.

**2024 Special Education Determination Status:
Meets Requirements**

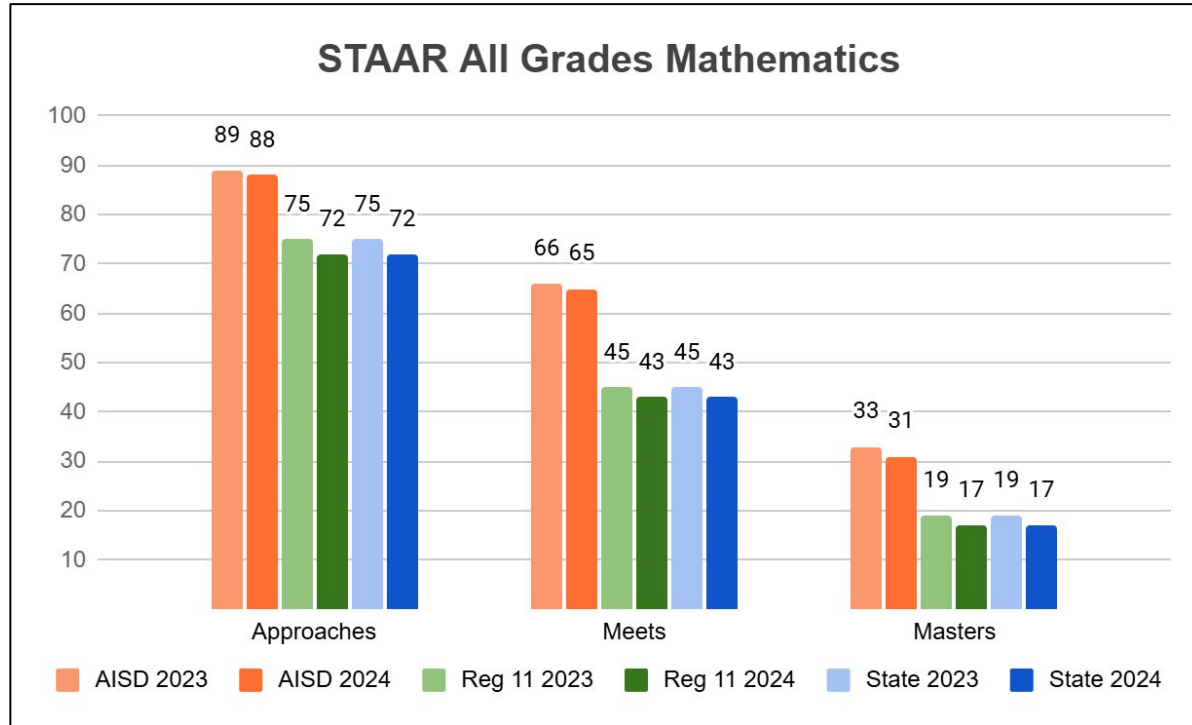


Texas Academic Performance Report (TAPR)



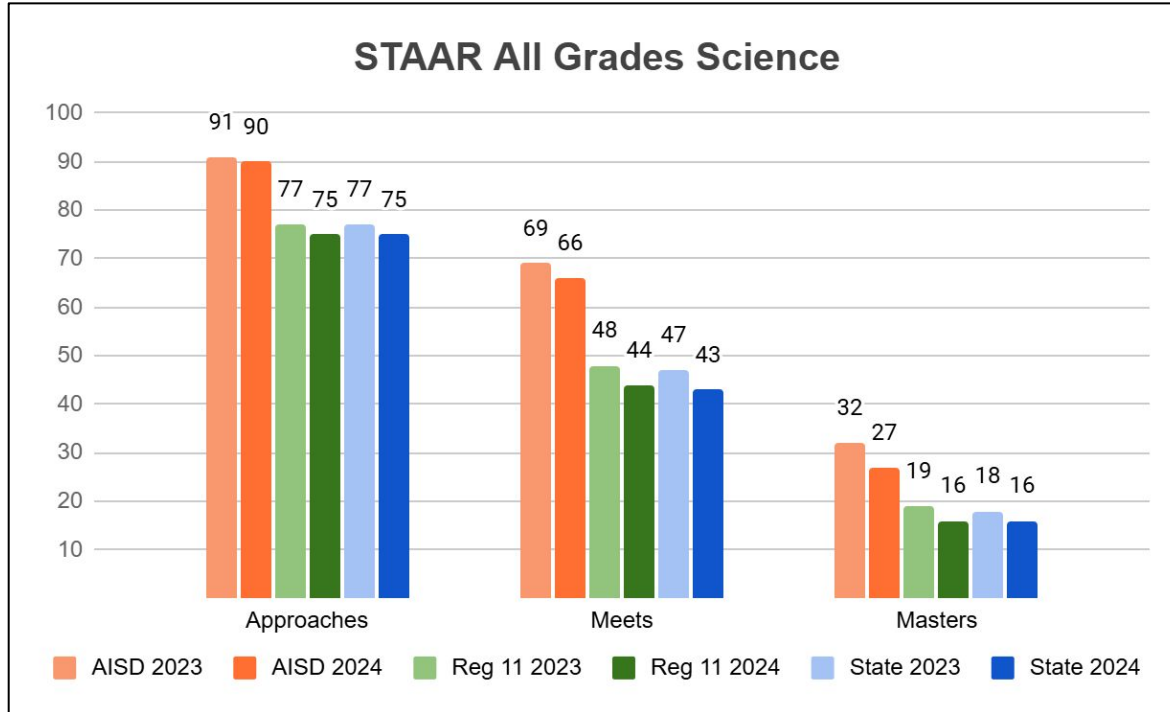


Texas Academic Performance Report (TAPR)



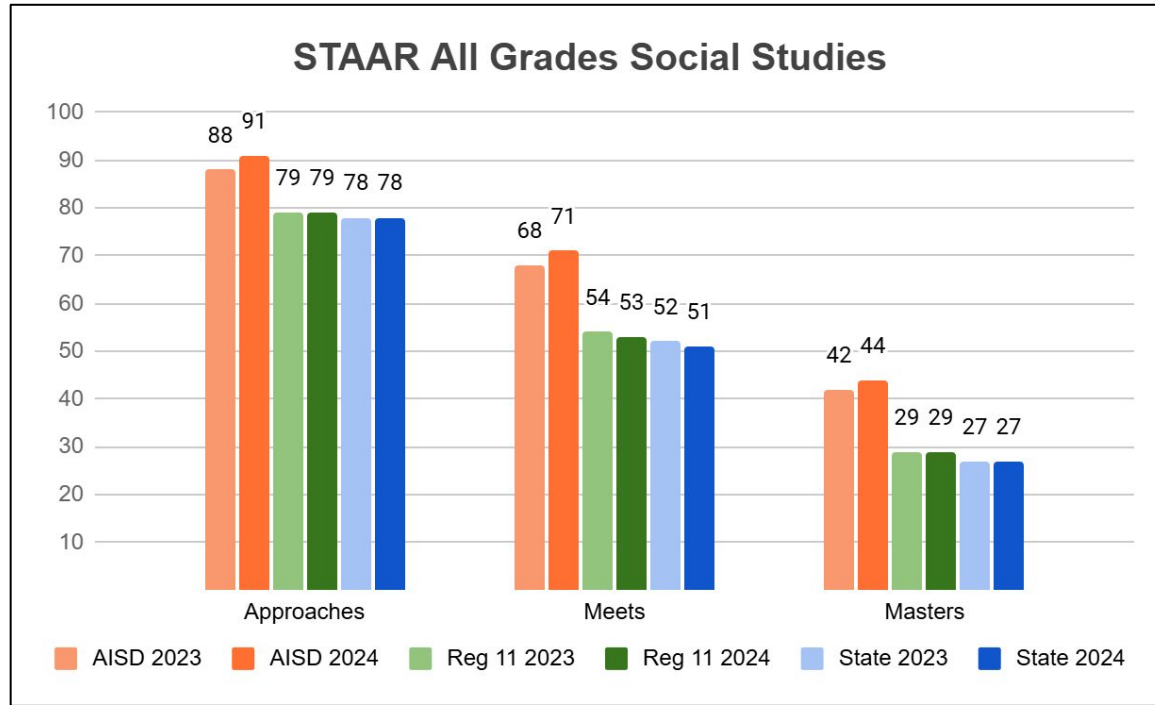


Texas Academic Performance Report (TAPR)





Texas Academic Performance Report (TAPR)



88



Texas Academic Performance Report (TAPR)

Attendance			
Year	District	Region 11	State
2022-23	95.3%	93.9%	93.3%
2021-22	93.9%	92.7%	92.2%

Drop-Out Rate (9-12)			
Year	District	Region 11	State
2022-23	0.3%	1.8%	2.0%
2021-22	0.4%	2.1%	2.2%

Graduation			
Class of	District	Region 11	State
2023	98.1%	89.9%	90.3%
2022	98.9%	89.5%	89.7%

CCMR			
Class of	District	Region 11	State
2023	81.6%	73.7%	76.3%
2022	78.2%	66.6%	70%

89



Texas Academic Performance Report (TAPR)

SAT/ACT (Tested)			
Class of	District	Region 11	State
2023	97.4%	80.5%	79.3%
2022	93.6%	71.6%	71.5%

88 additional students tested

SAT/ACT (At/Above Criterion)			
Class of	District	Region 11	State
2023	48.7%		258/530 students
2022	55.9%		247/442 students



AP/IB Results (Examinees \geq Criterion)

Year	Subjects	District	Region 11	State
2022-23	All Subjects	74.5%	57.4%	53.3%
2021-22		75.4%	57.5%	53.3%
2022-23	ELA	81.1%	61.0%	52.3%
2021-22		79.9%	62.4%	53.2%
2022-23	Math	83.5%	54.2%	50.8%
2021-22		73.7%	54.0%	50.4%
2022-23	Science	55.1%	49.2%	44.8%
2021-22		62.7%	48.4%	44.7%
2022-23	Social Studies	50.7%	48.7%	42%
2021-22		59%	47.5%	41.9%



Advanced Course/Dual Enrollment Completion (9-12)

Year	Subjects	District	Region 11	State
2022-23	Any Subject	62.3%	42.0%	45.4%
2021-22		57.2%	40.6%	44.2%
2022-23	ELA	19.4%	14.9%	17.4%
2021-22		20.6%	13.9%	16.6%
2022-23	Math	19.1%	17.3%	19.5%
2021-22		19.8%	18.2%	19.9%
2022-23	Science	31.8%	20.6%	21.5%
2021-22		33.7%	19.9%	21.1%
2022-23	Social Studies	46.8%	23.6%	24.0%
2021-22		39.9%	22.3%	22.8%



PEIMS Financial Standards Reports

2022-23 Actual Financial Data (District)

- Revenues
- Expenditures
- Disbursements
- Tax Rates
- Fund Balance

2022-23 Actual Financial Data (Campus)

- Expenditures by Object
- Expenditures by Function
- Program Expenditures by Program

The 2022-2023 Financial Actual Report can be accessed using the link below and is also posted on the AISD Assessment and Accountability Department webpage.

https://rptsvr1.tea.texas.gov/cgi/sas/broker?_service=marykay&_program=sfadhoc.actual_report_2023.sas&_service=appserv&_debug=0&_who_box=184907



2022-2023 District Accreditation Status

- Generally, each year TEA assigns one of four accreditation statuses to each district in the state:
 - *Accredited*
 - *Accredited-Warned*
 - *Accredited-Probation*
 - *Not Accredited-Revoked*

- In assigning an accreditation status to a district, TEA considers
 - Academic accountability ratings
 - Financial accountability ratings
 - Data integrity
 - Program-area deficiencies identified through Results Driven Accountability (RDA)

- ***TEA has not issued district accreditation statuses for the 2023-24 school year as the issuance of the A–F ratings under the 2023 and 2024 rules are pending and subject to change***

- The District's 2022-23 Accreditation Status is: ***Accredited***

94



District & Campus Performance Objectives

- Campus Improvement Plans (CIP)
 - Each campus has developed and is implementing a CIP, as required by TEC §11.253
 - Each CIP includes **performance objectives** (approved by the Board) that are based on data analysis and needs assessments – including data reported in annual TAPR reports
 - Each campus **periodically measures progress** toward its performance objectives
 - Updated CIPs (which show both the **objectives of each campus** and each campus's **progress toward meeting its performance objectives**) are posted on the district's website and are available for review at the district's central office or at the applicable campus



Report on Violent or Criminal Incidents

- TEC Section 39.306 requires each district to publish, as part of its Annual Report, a report on violent or criminal incidents that occur at each campus
- The report must include
 - Number, rate and type of violent or criminal incidents that occurred on each campus (to the extent permitted under FERPA)
 - Descriptions of school violence prevention and violence intervention policies and procedures used to protect students
 - Findings from evaluations (if any) conducted under the Safe and Drug-Free Schools and Communities Act
- The district's report for the 2023-24 school year is available for review on the district's Assessment and Accountability Department webpage.
- [2023-2024 AISD Report on Violent or Criminal Incidents](#)



Report on Violent or Criminal Incidents

As required by TEA, the district is in compliance with the following actions:

- Conduct a Summer Targeted Partial Safety Audit
- Conduct an Exterior Door Safety Audit
- Convene the district's Safety and Security Committee to review:
 - ❑ the multi-hazard emergency operations plan (EOP)
 - ❑ and, as a component of the EOP, the district's active threat plan
- Ensure all campus staff (including substitutes) are trained on their specific district and campus safety procedures
- Schedule all mandatory drills for the school year
- Ensure all threat assessment team members are trained
- Review and, as necessary, update access control procedures



Report on Violent or Criminal Incidents

Bullying Prevention

Counselor guidance lessons on topics of bullying definition, mechanisms for reporting, resiliency, responsible behavior; school-wide character program, the Positivity Project; teacher training on bullying definition and mechanisms for reporting

Human Trafficking

Training for all staff; Play It Safe Programs for middle students

Child Abuse Awareness

Annual training for all staff; *Play It Safe* or *P.S. It's My Body* programs; *Play It Safe* or *P.S. It's My Body* Preview opportunity for parents at individual campuses

Police

Licensed Peace Officers; presence at each campus every day, including at arrival and dismissal times

Drug Awareness Prevention

Counselor guidance lessons on topics including responsible behavior, interpersonal effectiveness, self-confidence, resiliency, communication skills; drug awareness program for parents

Vaping Intervention Plan-consistent consequences with educational component

STANFORD MEDICINE Tobacco Prevention Toolkit

Reporting Mechanisms for students, parents, staff

Online or paper Bullying Report

Bearcat Watch Tip Line

Crime Stoppers (7-12)

Threat Assessment Protocols

District-wide threat assessment team to evaluate and monitor threats of violence made by students

Suicide Prevention

Lifelines Suicide prevention curriculum presented to 6th grade students and SOS: Signs of Suicide prevention curriculum and screener delivered to all 7th-12th students annually

98



Student Performance in Postsecondary Institutions

- TEC Section 39.306 requires each district to publish, as part of its Annual Report, a report on **student performance in postsecondary institutions** during the **first year enrolled after graduation from high school**
- These data are compiled by the Texas Higher Education Coordinating Board (THECB)

2021-22 High School Graduates' Enrollment and Academic Performance in Texas Public (or Independent) Higher Education in FY 2023							
Postsecondary Institution	Total Graduates	<2.0	2.0-2.49	2.5-2.99	3.0-3.49	>3.5	Unknown
Four-Year Public University	134	19	15	15	31	53	1
Two-Year Public College	112	30	10	15	19	33	5

NOTE: The THECB anticipates releasing an updated report for 2022-23 High School Graduates in mid-January 2025. That report, when available, will be posted on the THECB website using the link below.

99

<http://www.txhighereddata.org/index.cfm?objectid=5BFD5120-D971-11E8-BB650050560100A9>



HB 3 AISD Reading Goal

Aledo ISD Created This Goal Based on 2019 STAAR Data

The percent of 3rd grade students that score meets grade level or above on STAAR Reading will increase from 65% to 70% by June 2024.

Old STAAR Test Design		
2019	65%	Baseline data for original goal the district set
2020	No Data	No STAAR testing per TEA due to COVID
2021	62%	Post-COVID data
2022	80%	Increased 18% post-COVID
New STAAR Test Redesign		
2023	75%	New baseline data with STAAR redesigned test
2024	75%	Maintained 75% STAAR redesigned test

*AISD chose to set goals based on meets and masters performance rather than on passing.

100



HB 3 AISD Math Goal

Aledo ISD Created This Goal Based on 2019 STAAR Data

The percent of 3rd grade students that score meets grade level or above on STAAR Math will increase from 71% to 76% by June 2024.

Old STAAR Test Design		
2019	71%	Baseline data for original goal the district set
2020	No Data	No STAAR testing per TEA due to COVID
2021	55%	Post-COVID data
2022	70%	Increased 15% post-COVID
New STAAR Test Redesign		
2023	65%	New baseline data with STAAR redesigned test
2024	67%	Increased 2% on STAAR redesigned test

*AISD chose to set goals based on meets and masters performance rather than on passing.



House Bill 3 AISD Sub Pop Goal

Aledo ISD Created This Goal Based on 2019 STAAR Data

By June 2024, the percent of 3rd grade students that score meets grade level or above on STAAR Reading and Math will increase by 10% for the economically disadvantaged, emergent bilingual and special education sub populations.

*AISD chose to set goals based on meets and masters performance rather than on passing.	Increase from Spring 2019 to Spring 2024	
	STAAR Math	STAAR RLA
Economically Disadvantaged	+9%	+28%
Emergent Bilingual	+18%	+24%
Special Education	+20%	+19%

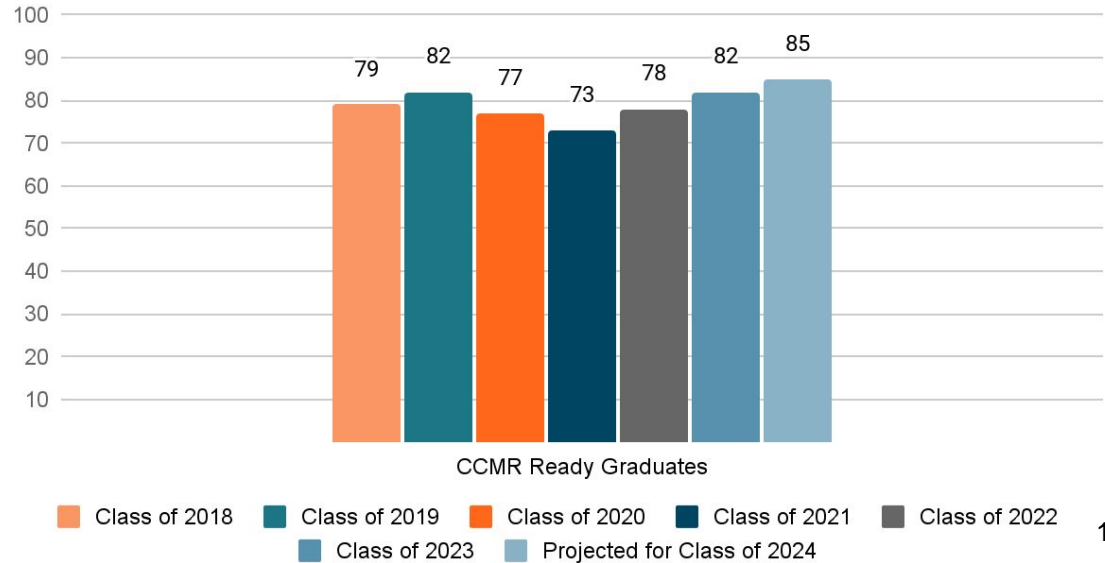
102



Progress Toward HB 3 Goals

The percentage of graduates that meet the criteria for CCMR will increase from 79% to 84% by August 2024.

HB3 Goal: CCMR Progress





TAPR Glossary

- Each year, TEA prepares and publishes a *TAPR Glossary*
- The *TAPR Glossary* provides definitions, describes methodologies, and lists sources for each data point in the TAPR
- A Spanish version of the *TAPR Glossary* is scheduled for release in late winter
- Posted on the district website under the Assessment and Accountability Department

[2023-2024 TAPR Glossary](#)

2023–24 Texas Academic Performance Report (TAPR) Glossary

Cover Page

Currently, the TAPR does not include scale scores, A–F ratings or Distinction Designations. The initial release does not include the District or Campus Accountability Reports. The issuance of the A–F ratings under 2024 rule is pending and subject to change.

2024 Armed Services Vocational Aptitude Battery (ASVAB) Test (Career Exploration) (*districts serving grades 10–12*): Senate Bill 1843 requires that each school year, each school district and open-enrollment charter school provide students in grades 10–12 the opportunity to take the ASVAB and consult with a military recruiter.

Performance

STAAR: A comprehensive testing program for public school students in grades 3–8 or high school courses with end-of-course (EOC) assessments. The STAAR program is designed to measure to what extent a student has learned, understood, and is able to apply the concepts and skills expected at each grade level or after completing each course for which an EOC assessment exists. Each STAAR assessment is linked directly to the Texas Essential Knowledge and Skills (TEKS). The TEKS are the state-mandated content standards that describe what a student should know and be able to do upon completion of a course. For more information on the TEKS, see the *Texas Essential Knowledge and Skills* website at <http://tea.texas.gov/curriculum/teks/>.

Other Important Information:

STAAR (with and without accommodations) and STAAR Alternate 2. The TAPR and the Texas Performance Reporting System (TPRS) include performance on STAAR and STAAR Alternate 2.

Spanish STAAR. All STAAR assessments in grades 3, 4, and 5 are available in both English and Spanish. The TAPR and the TPRS include performance on the Spanish STAAR.

Rounding of STAAR results. STAAR performance shown on the TAPR and TPRS is rounded to whole numbers. For example, 49.877% is rounded to 50%; 49.4999% is rounded to 49%; and 59.5% is rounded to 60%.

Masking. STAAR performance rates are masked when necessary to comply with FERPA. For more information, see the Explanation of Masking at <https://trpsvr1.tea.texas.gov/perfreport/taprr/2024/masking.html>.

STAAR Performance (2023–24)

The STAAR Performance section displays performance results by grade, subject and performance level for students in the accountability subset, which are students enrolled in the same district/campus on both the snapshot date (PEIMS October snapshot) and the testing date. The STAAR Performance–All Students section of the TPRS displays STAAR performance by grade, subject, and performance level and includes all students tested, regardless of whether they were in the accountability subset.

104

2023-24 Texas Academic Performance Report (TAPR)

District Name: ALEDO ISD

District Number: 184907

2024 Special Education Determination Status:

Meets Requirements

This page is intentionally blank.

Texas Education Agency
2023-24 STAAR Performance (TAPR)
 ALEDO ISD (184907) - PARKER COUNTY

	School Year	State	Region 11	District	African American	Hispanic	White	American Indian	Asian	Pacific Islander	Two or More Races	Special Ed (Current)	Special Ed (Former)	Continuously Enrolled	Non-Continuously Enrolled	Econ Disadv	EB / EL (Current & Monitored)
STAAR Performance Rates by Tested Grade, Subject, and Performance Level																	
Grade 3 Reading																	
At Approaches Grade Level or Above	2024	74%	74%	92%	100%	89%	93%	-	100%	-	96%	71%	100%	93%	91%	89%	83%
	2023	76%	76%	93%	100%	94%	93%	*	*	-	85%	68%	93%	93%	94%	87%	100%
At Meets Grade Level or Above	2024	48%	48%	75%	67%	73%	76%	-	100%	-	75%	43%	68%	75%	75%	65%	50%
	2023	50%	51%	75%	100%	74%	75%	*	*	-	65%	36%	64%	75%	74%	56%	64%
At Masters Grade Level	2024	21%	20%	41%	56%	42%	39%	-	55%	-	42%	15%	42%	41%	40%	26%	17%
	2023	20%	20%	38%	57%	28%	40%	*	*	-	35%	5%	43%	37%	40%	13%	14%
Grade 3 Mathematics																	
At Approaches Grade Level or Above	2024	70%	71%	90%	100%	83%	90%	-	100%	-	100%	69%	100%	91%	86%	83%	67%
	2023	73%	73%	89%	100%	86%	89%	*	*	-	85%	67%	93%	88%	89%	73%	64%
At Meets Grade Level or Above	2024	42%	44%	68%	67%	60%	69%	-	82%	-	67%	46%	60%	69%	63%	58%	50%
	2023	45%	45%	65%	86%	57%	67%	*	*	-	50%	36%	57%	65%	63%	39%	29%
At Masters Grade Level	2024	15%	16%	29%	11%	28%	30%	-	27%	-	25%	14%	30%	29%	28%	13%	8%
	2023	19%	19%	35%	57%	25%	38%	*	*	-	25%	9%	50%	33%	41%	14%	21%
Grade 4 Reading																	
At Approaches Grade Level or Above	2024	81%	81%	93%	88%	91%	94%	*	83%	-	86%	71%	89%	94%	92%	79%	82%
	2023	77%	78%	92%	73%	86%	94%	*	80%	-	91%	68%	92%	93%	89%	80%	70%
At Meets Grade Level or Above	2024	51%	51%	75%	88%	71%	76%	*	67%	-	73%	41%	79%	77%	73%	49%	53%
	2023	48%	49%	72%	45%	62%	76%	*	80%	-	74%	35%	85%	77%	65%	47%	40%
At Masters Grade Level	2024	23%	23%	39%	50%	34%	40%	*	50%	-	27%	11%	42%	39%	40%	13%	18%
	2023	22%	22%	44%	18%	32%	48%	*	60%	-	43%	14%	54%	48%	38%	19%	15%
Grade 4 Mathematics																	
At Approaches Grade Level or Above	2024	69%	68%	87%	88%	87%	88%	*	83%	-	82%	57%	100%	88%	87%	72%	82%
	2023	71%	70%	87%	73%	78%	90%	*	*	-	87%	53%	100%	90%	83%	69%	65%
At Meets Grade Level or Above	2024	46%	45%	71%	75%	66%	72%	*	67%	-	73%	38%	84%	72%	69%	41%	35%
	2023	48%	48%	71%	27%	59%	76%	*	*	-	65%	36%	77%	76%	63%	42%	45%
At Masters Grade Level	2024	21%	21%	41%	63%	35%	43%	*	50%	-	27%	18%	37%	41%	42%	20%	24%
	2023	22%	22%	41%	9%	28%	45%	*	*	-	35%	14%	54%	48%	30%	14%	20%
Grade 5 Reading																	

Texas Education Agency
2023-24 STAAR Performance (TAPR)
 ALEDO ISD (184907) - PARKER COUNTY

	School Year	State	Region 11	District	African American	Hispanic	White	American Indian	Asian	Pacific Islander	Two or More Races	Special Ed (Current)	Special Ed (Former)	Continuously Enrolled	Non-Continuously Enrolled	Econ Disadv	EB / EL (Current & Monitored)
At Approaches Grade Level or Above	2024	79%	79%	91%	85%	85%	93%	* 100%	*	90%	64%	94%	93%	89%	80%	79%	
	2023	81%	81%	94%	92%	92%	95%	* 88%	-	96%	72%	100%	95%	92%	86%	83%	
At Meets Grade Level or Above	2024	55%	55%	74%	77%	65%	77%	* 100%	*	67%	33%	81%	77%	69%	55%	63%	
	2023	57%	57%	75%	58%	60%	78%	* 88%	-	88%	42%	91%	77%	70%	52%	43%	
At Masters Grade Level	2024	29%	28%	46%	38%	34%	49%	* 71%	*	53%	14%	44%	48%	42%	28%	38%	
	2023	28%	29%	44%	25%	36%	45%	* 75%	-	50%	22%	36%	44%	44%	23%	22%	
Grade 5 Mathematics																	
At Approaches Grade Level or Above	2024	77%	76%	90%	92%	81%	93%	* 100%	*	83%	60%	94%	91%	89%	76%	75%	
	2023	80%	79%	94%	100%	91%	94%	* 100%	-	96%	83%	82%	94%	93%	88%	83%	
At Meets Grade Level or Above	2024	50%	50%	72%	38%	58%	76%	* 100%	*	70%	34%	81%	76%	65%	47%	50%	
	2023	51%	50%	71%	67%	65%	73%	* 89%	-	69%	47%	73%	74%	66%	52%	48%	
At Masters Grade Level	2024	19%	20%	38%	15%	27%	42%	* 50%	*	33%	11%	38%	46%	25%	16%	17%	
	2023	21%	22%	39%	33%	30%	40%	* 67%	-	42%	27%	27%	42%	33%	24%	9%	
Grade 5 Science																	
At Approaches Grade Level or Above	2024	58%	58%	84%	62%	71%	87%	* 100%	*	90%	56%	94%	85%	81%	61%	58%	
	2023	65%	66%	86%	92%	76%	87%	* 100%	-	85%	67%	82%	87%	83%	66%	65%	
At Meets Grade Level or Above	2024	28%	28%	54%	46%	40%	58%	* 71%	*	59%	27%	69%	59%	45%	32%	33%	
	2023	36%	37%	58%	42%	47%	61%	* 50%	-	62%	39%	55%	60%	54%	35%	26%	
At Masters Grade Level	2024	11%	11%	27%	31%	12%	31%	* 43%	*	28%	10%	25%	29%	22%	7%	17%	
	2023	16%	16%	31%	17%	17%	33%	* 38%	-	46%	22%	27%	33%	28%	17%	4%	
Grade 6 Reading																	
At Approaches Grade Level or Above	2024	77%	78%	91%	100%	86%	92%	* 100%	-	90%	65%	90%	91%	91%	79%	78%	
	2023	77%	78%	91%	88%	82%	94%	- *	-	88%	66%	100%	93%	88%	74%	65%	
At Meets Grade Level or Above	2024	57%	57%	78%	71%	67%	80%	* 88%	-	86%	41%	71%	79%	77%	57%	48%	
	2023	52%	54%	74%	38%	67%	77%	- *	-	76%	37%	90%	78%	67%	55%	43%	
At Masters Grade Level	2024	26%	26%	45%	36%	36%	46%	* 75%	-	52%	17%	24%	45%	44%	24%	26%	
	2023	22%	23%	41%	25%	29%	44%	- *	-	44%	14%	35%	44%	35%	19%	4%	
Grade 6 Mathematics																	
At Approaches Grade Level or Above	2024	72%	72%	91%	93%	85%	92%	* 89%	-	93%	74%	91%	93%	86%	80%	70%	
	2023	75%	77%	89%	75%	80%	91%	- *	-	96%	63%	100%	93%	82%	71%	59%	

Texas Education Agency
2023-24 STAAR Performance (TAPR)
 ALEDO ISD (184907) - PARKER COUNTY

	School Year	State	Region 11	District	African American	Hispanic	White	American Indian	Asian	Pacific Islander	Two or More Races	Special Ed (Current)	Special Ed (Former)	Continuously Enrolled	Non-Continuously Enrolled	Econ Disadv	EB / EL (Current & Monitored)
At Meets Grade Level or Above	2024	39%	40%	63%	71%	57%	65%	*	89%	-	59%	35%	61%	65%	60%	47%	43%
	2023	40%	42%	58%	63%	45%	61%	-	*	-	56%	27%	74%	61%	52%	33%	36%
At Masters Grade Level	2024	14%	14%	27%	14%	19%	29%	*	56%	-	21%	10%	22%	27%	27%	12%	9%
	2023	16%	17%	23%	13%	16%	25%	-	*	-	28%	4%	32%	26%	19%	8%	5%
Grade 7 Reading																	
At Approaches Grade Level or Above	2024	74%	75%	91%	69%	80%	95%	-	100%	-	91%	65%	92%	92%	90%	78%	41%
	2023	78%	79%	93%	*	90%	93%	80%	100%	-	96%	63%	100%	92%	94%	81%	77%
At Meets Grade Level or Above	2024	54%	55%	75%	46%	61%	79%	-	100%	-	83%	36%	85%	76%	72%	51%	32%
	2023	55%	56%	79%	*	68%	82%	40%	100%	-	79%	35%	100%	81%	74%	53%	45%
At Masters Grade Level	2024	29%	30%	47%	38%	36%	51%	-	67%	-	39%	18%	62%	49%	43%	27%	18%
	2023	27%	28%	51%	*	38%	55%	0%	60%	-	61%	10%	55%	55%	45%	20%	18%
Grade 7 Mathematics																	
At Approaches Grade Level or Above	2024	56%	56%	59%	50%	59%	59%	-	*	-	69%	40%	80%	57%	63%	54%	47%
	2023	63%	64%	69%	*	65%	71%	*	*	-	55%	44%	100%	68%	70%	52%	40%
At Meets Grade Level or Above	2024	34%	33%	30%	13%	27%	32%	-	*	-	38%	24%	40%	30%	30%	22%	7%
	2023	37%	38%	42%	*	37%	44%	*	*	-	27%	23%	80%	41%	42%	25%	20%
At Masters Grade Level	2024	11%	10%	4%	0%	2%	5%	-	*	-	0%	3%	20%	3%	5%	1%	0%
	2023	11%	11%	6%	*	8%	6%	*	*	-	0%	7%	0%	6%	5%	3%	0%
Grade 8 Reading																	
At Approaches Grade Level or Above	2024	81%	80%	94%	*	92%	94%	80%	*	-	97%	63%	100%	94%	93%	82%	88%
	2023	83%	83%	94%	100%	88%	96%	*	*	-	90%	76%	89%	94%	94%	82%	100%
At Meets Grade Level or Above	2024	56%	57%	79%	*	75%	80%	40%	*	-	85%	32%	91%	83%	72%	62%	47%
	2023	58%	57%	78%	100%	65%	82%	*	*	-	68%	40%	68%	80%	76%	56%	43%
At Masters Grade Level	2024	29%	31%	53%	*	46%	54%	20%	*	-	67%	11%	36%	57%	42%	22%	6%
	2023	28%	28%	47%	38%	37%	51%	*	*	-	35%	13%	42%	48%	44%	27%	14%
Grade 8 Mathematics																	
At Approaches Grade Level or Above	2024	72%	71%	90%	86%	87%	90%	*	100%	-	100%	68%	100%	91%	88%	80%	95%
	2023	76%	76%	92%	100%	89%	93%	*	100%	-	86%	68%	91%	92%	91%	79%	89%
At Meets Grade Level or Above	2024	43%	42%	67%	71%	58%	69%	*	100%	-	63%	34%	71%	67%	66%	50%	36%
	2023	46%	46%	71%	80%	55%	75%	*	83%	-	76%	38%	59%	72%	71%	47%	44%

Texas Education Agency
2023-24 STAAR Performance (TAPR)
 ALEDO ISD (184907) - PARKER COUNTY

	School Year	State	Region 11	District	African American	Hispanic	White	American Indian	Asian	Pacific Islander	Two or More Races	Special Ed (Current)	Special Ed (Former)	Continuously Enrolled	Non-Continuously Enrolled	Econ Disadv	EB / EL (Current & Monitored)
At Masters Grade Level	2024	16%	15%	30%	29%	24%	32%	*	60%	-	25%	19%	36%	31%	29%	18%	5%
	2023	17%	17%	34%	40%	26%	35%	*	67%	-	43%	17%	32%	36%	30%	15%	17%
Grade 8 Science																	
At Approaches Grade Level or Above	2024	70%	70%	90%	*	85%	91%	80%	*	-	91%	52%	91%	92%	85%	76%	76%
	2023	74%	74%	91%	100%	83%	93%	*	*	-	77%	66%	84%	92%	88%	74%	86%
At Meets Grade Level or Above	2024	44%	43%	68%	*	52%	72%	40%	*	-	69%	32%	64%	72%	58%	41%	18%
	2023	47%	46%	68%	75%	60%	71%	*	*	-	55%	36%	53%	69%	65%	47%	43%
At Masters Grade Level	2024	17%	16%	30%	*	18%	32%	20%	*	-	41%	7%	27%	34%	21%	8%	0%
	2023	17%	16%	28%	0%	25%	30%	*	*	-	23%	16%	21%	30%	25%	23%	7%
Grade 8 Social Studies																	
At Approaches Grade Level or Above	2024	60%	61%	83%	*	75%	84%	80%	*	-	88%	43%	91%	84%	79%	69%	59%
	2023	62%	63%	80%	88%	69%	83%	*	*	-	81%	46%	84%	80%	81%	59%	64%
At Meets Grade Level or Above	2024	33%	34%	54%	*	44%	56%	40%	*	-	64%	19%	36%	57%	47%	27%	18%
	2023	33%	34%	53%	38%	41%	57%	*	*	-	42%	32%	47%	55%	49%	30%	7%
At Masters Grade Level	2024	17%	18%	33%	*	23%	34%	20%	*	-	39%	6%	18%	35%	26%	14%	0%
	2023	16%	17%	32%	25%	25%	35%	*	*	-	16%	19%	26%	34%	28%	18%	0%
End of Course English I																	
At Approaches Grade Level or Above	2024	70%	71%	91%	93%	81%	93%	*	100%	-	88%	55%	83%	90%	93%	74%	83%
	2023	72%	74%	91%	65%	84%	94%	*	*	-	85%	44%	92%	92%	87%	75%	71%
At Meets Grade Level or Above	2024	52%	53%	78%	93%	63%	82%	*	60%	-	79%	38%	57%	79%	77%	55%	52%
	2023	52%	55%	82%	50%	68%	87%	*	*	-	82%	28%	77%	84%	77%	60%	45%
At Masters Grade Level	2024	16%	16%	31%	7%	22%	35%	*	20%	-	26%	4%	17%	34%	24%	9%	9%
	2023	13%	15%	28%	10%	16%	33%	*	*	-	24%	2%	31%	31%	23%	7%	0%
End of Course English II																	
At Approaches Grade Level or Above	2024	75%	77%	93%	79%	88%	95%	*	*	-	93%	45%	100%	93%	93%	82%	77%
	2023	74%	76%	94%	55%	90%	95%	*	100%	-	96%	58%	89%	94%	91%	77%	75%
At Meets Grade Level or Above	2024	58%	60%	84%	63%	73%	88%	*	*	-	83%	30%	83%	86%	79%	67%	50%
	2023	54%	57%	84%	36%	73%	87%	*	83%	-	96%	37%	44%	85%	81%	59%	46%

Texas Education Agency
2023-24 STAAR Performance (TAPR)
 ALEDO ISD (184907) - PARKER COUNTY

	School Year	State	Region 11	District	African American	Hispanic	White	American Indian	Asian	Pacific Islander	Two or More Races	Special Ed (Current)	Special Ed (Former)	Continuously Enrolled	Non-Continuously Enrolled	Econ Disadv	EB / EL (Current & Monitored)
At Masters Grade Level	2024	9%	9%	20%	11%	13%	23%	*	*	-	10%	2%	8%	23%	14%	5%	0%
	2023	9%	9%	23%	0%	16%	24%	*	67%	-	33%	12%	11%	23%	21%	8%	4%
End of Course Algebra I																	
At Approaches Grade Level or Above	2024	81%	79%	93%	89%	91%	93%	*	88%	-	95%	65%	88%	94%	89%	83%	79%
	2023	79%	78%	91%	77%	86%	93%	*	*	-	84%	48%	82%	93%	87%	83%	78%
At Meets Grade Level or Above	2024	43%	41%	62%	67%	50%	65%	*	50%	-	66%	18%	42%	65%	55%	37%	42%
	2023	43%	43%	64%	41%	51%	69%	*	*	-	63%	13%	45%	68%	57%	35%	30%
At Masters Grade Level	2024	24%	23%	36%	33%	25%	38%	*	38%	-	44%	6%	19%	40%	26%	13%	17%
	2023	23%	23%	36%	9%	28%	40%	*	*	-	37%	5%	18%	40%	30%	14%	11%
End of Course Biology																	
At Approaches Grade Level or Above	2024	91%	92%	96%	100%	93%	97%	*	100%	-	91%	81%	90%	97%	95%	90%	92%
	2023	88%	89%	97%	88%	94%	98%	*	*	-	94%	70%	100%	98%	96%	92%	88%
At Meets Grade Level or Above	2024	56%	57%	75%	69%	59%	79%	*	80%	-	76%	34%	57%	75%	73%	49%	46%
	2023	56%	58%	82%	65%	73%	85%	*	*	-	81%	23%	92%	85%	76%	64%	40%
At Masters Grade Level	2024	19%	19%	24%	8%	13%	28%	*	20%	-	12%	7%	24%	25%	20%	10%	8%
	2023	21%	23%	36%	12%	23%	40%	*	*	-	35%	0%	38%	41%	25%	9%	4%
End of Course U.S. History																	
At Approaches Grade Level or Above	2024	96%	96%	99%	100%	98%	100%	-	100%	-	100%	93%	100%	99%	99%	99%	90%
	2023	94%	94%	98%	92%	97%	99%	*	83%	-	100%	86%	100%	98%	98%	97%	77%
At Meets Grade Level or Above	2024	69%	70%	88%	50%	79%	90%	-	100%	-	86%	53%	100%	88%	85%	72%	45%
	2023	70%	72%	86%	67%	78%	88%	*	83%	-	91%	43%	86%	86%	84%	65%	38%
At Masters Grade Level	2024	37%	39%	55%	33%	41%	59%	-	80%	-	64%	16%	29%	58%	47%	38%	15%
	2023	38%	40%	54%	25%	45%	57%	*	67%	-	70%	11%	29%	54%	55%	34%	8%
SAT/ACT All Subjects																	
At Approaches Grade Level or Above	2024	88%	90%	99%	*	100%	100%	*	*	-	89%	-	-	100%	94%	90%	-
	2023	90%	93%	99%	*	95%	99%	*	*	-	100%	-	*	99%	100%	88%	*
At Meets Grade Level or Above	2024	59%	63%	93%	*	80%	96%	*	*	-	89%	-	-	95%	81%	80%	-
	2023	61%	65%	93%	*	84%	94%	*	*	-	89%	-	*	93%	85%	88%	*

Texas Education Agency
2023-24 STAAR Performance (TAPR)
 ALEDO ISD (184907) - PARKER COUNTY

	School Year	State	Region 11	District	African American	Hispanic	White	American Indian	Asian	Pacific Islander	Two or More Races	Special Ed (Current)	Special Ed (Former)	Continuously Enrolled	Non-Continuously Enrolled	Econ Disadv	EB / EL (Current & Monitored)
At Masters Grade Level	2024	12%	13%	19%	*	7%	22%	*	*	-	0%	-	-	19%	19%	10%	-
	2023	12%	13%	24%	*	32%	23%	*	*	-	11%	-	*	26%	0%	13%	*
All Grades All Subjects																	
At Approaches Grade Level or Above	2024	75%	75%	90%	86%	85%	92%	78%	97%	*	91%	63%	93%	91%	88%	79%	75%
	2023	76%	77%	91%	83%	85%	92%	85%	95%	-	89%	64%	92%	92%	89%	78%	75%
At Meets Grade Level or Above	2024	48%	49%	71%	63%	60%	74%	49%	84%	*	72%	35%	68%	73%	66%	50%	42%
	2023	49%	50%	71%	56%	61%	75%	48%	82%	-	70%	34%	70%	74%	66%	48%	40%
At Masters Grade Level	2024	20%	20%	35%	26%	27%	38%	19%	50%	*	34%	11%	30%	37%	31%	16%	13%
	2023	20%	21%	36%	19%	27%	39%	13%	59%	-	37%	12%	34%	38%	32%	16%	10%
All Grades ELA/Reading																	
At Approaches Grade Level or Above	2024	76%	76%	92%	86%	86%	94%	85%	98%	*	92%	64%	93%	92%	91%	80%	76%
	2023	77%	78%	93%	77%	88%	94%	93%	92%	-	91%	65%	95%	93%	91%	80%	78%
At Meets Grade Level or Above	2024	54%	55%	77%	71%	68%	80%	54%	90%	*	79%	38%	75%	79%	74%	58%	49%
	2023	53%	55%	77%	57%	67%	80%	53%	86%	-	79%	36%	78%	80%	73%	55%	46%
At Masters Grade Level	2024	22%	22%	40%	30%	33%	42%	23%	58%	*	40%	12%	34%	42%	36%	19%	16%
	2023	20%	21%	39%	21%	28%	42%	7%	65%	-	40%	11%	39%	40%	37%	17%	11%
All Grades Mathematics																	
At Approaches Grade Level or Above	2024	72%	72%	88%	87%	83%	89%	73%	94%	*	91%	62%	94%	90%	85%	76%	75%
	2023	75%	75%	89%	84%	84%	91%	71%	97%	-	87%	62%	93%	91%	86%	75%	70%
At Meets Grade Level or Above	2024	43%	43%	65%	58%	55%	68%	55%	80%	*	65%	34%	63%	68%	60%	44%	39%
	2023	45%	45%	66%	54%	54%	70%	43%	85%	-	63%	32%	66%	69%	61%	40%	37%
At Masters Grade Level	2024	17%	17%	31%	21%	24%	33%	18%	42%	*	27%	12%	28%	33%	27%	13%	12%
	2023	19%	19%	33%	21%	24%	35%	7%	64%	-	33%	12%	33%	35%	28%	14%	12%
All Grades Science																	
At Approaches Grade Level or Above	2024	75%	75%	90%	80%	83%	92%	75%	100%	*	90%	63%	92%	92%	87%	77%	75%
	2023	77%	77%	91%	92%	85%	93%	86%	100%	-	85%	67%	88%	92%	89%	78%	79%
At Meets Grade Level or Above	2024	43%	44%	66%	53%	51%	70%	38%	75%	*	68%	30%	63%	69%	59%	41%	34%
	2023	47%	48%	69%	59%	60%	72%	57%	64%	-	66%	33%	65%	71%	65%	49%	35%

Texas Education Agency
2023-24 STAAR Performance (TAPR)
 ALEDO ISD (184907) - PARKER COUNTY

	School Year	State	Region 11	District	African American	Hispanic	White	American Indian	Asian	Pacific Islander	Two or More Races	Special Ed (Current)	Special Ed (Former)	Continuously Enrolled	Non-Continuously Enrolled	Econ Disadv	EB / EL (Current & Monitored)
At Masters Grade Level	2024	16%	16%	27%	20%	14%	30%	13%	38%	*	27%	8%	25%	29%	21%	8%	9%
	2023	18%	19%	32%	11%	22%	35%	29%	36%	-	34%	13%	28%	35%	26%	16%	5%
All Grades Social Studies																	
At Approaches Grade Level or Above	2024	78%	79%	91%	90%	87%	92%	80%	100%	-	93%	66%	94%	92%	88%	85%	76%
	2023	78%	79%	88%	90%	82%	90%	*	89%	-	89%	61%	88%	89%	88%	75%	70%
At Meets Grade Level or Above	2024	51%	53%	71%	50%	62%	73%	40%	89%	-	73%	34%	61%	73%	64%	51%	32%
	2023	52%	54%	68%	55%	58%	71%	*	78%	-	63%	36%	58%	70%	63%	45%	22%
At Masters Grade Level	2024	27%	29%	44%	40%	32%	46%	20%	67%	-	49%	10%	22%	47%	35%	27%	8%
	2023	27%	29%	42%	25%	34%	45%	*	56%	-	39%	16%	27%	44%	39%	25%	4%
STAAR Performance Rates by Enrolled Grade at Meets Grade Level or Above																	
3rd Graders																	
Reading and Mathematics	2024	35%	36%	62%	44%	56%	63%	-	82%	-	63%	35%	53%	62%	60%	49%	33%
	2023	37%	38%	60%	86%	50%	62%	*	*	-	50%	27%	57%	61%	56%	32%	29%
Reading and Mathematics Including EOC	2024	35%	36%	62%	44%	56%	63%	-	82%	-	63%	35%	53%	62%	60%	49%	113 33%
	2023	37%	38%	60%	86%	50%	62%	*	*	-	50%	27%	57%	61%	56%	32%	29%
Reading Including EOC	2024	48%	48%	75%	67%	73%	76%	-	100%	-	75%	43%	68%	75%	75%	65%	50%
	2023	50%	51%	75%	100%	74%	75%	*	*	-	65%	36%	64%	75%	74%	56%	64%
Math Including EOC	2024	42%	44%	68%	67%	60%	69%	-	82%	-	67%	46%	60%	69%	63%	58%	50%
	2023	45%	45%	65%	86%	57%	67%	*	*	-	50%	36%	57%	65%	63%	39%	29%
4th Graders																	
Reading and Mathematics	2024	38%	38%	65%	75%	62%	65%	*	67%	-	68%	31%	68%	66%	63%	34%	29%
	2023	38%	39%	64%	27%	50%	69%	*	80%	-	52%	26%	77%	69%	56%	34%	35%
Reading and Mathematics Including EOC	2024	38%	38%	65%	75%	62%	65%	*	67%	-	68%	31%	68%	66%	63%	34%	29%
	2023	38%	39%	64%	27%	50%	69%	*	80%	-	52%	26%	77%	69%	56%	34%	35%
Reading Including EOC	2024	51%	51%	75%	88%	71%	76%	*	67%	-	73%	41%	79%	77%	73%	49%	53%
	2023	48%	49%	72%	45%	62%	76%	*	80%	-	74%	35%	85%	77%	65%	47%	40%
Math Including EOC	2024	46%	46%	71%	75%	66%	72%	*	67%	-	73%	38%	84%	72%	69%	41%	35%
	2023	48%	48%	71%	27%	59%	76%	*	80%	-	65%	36%	77%	76%	63%	42%	45%
5th Graders																	
Reading and Mathematics	2024	42%	42%	64%	38%	53%	68%	*	100%	*	57%	27%	69%	69%	55%	40%	50%
	2023	43%	43%	64%	50%	54%	66%	*	88%	-	69%	33%	64%	66%	59%	42%	39%

Texas Education Agency
2023-24 STAAR Performance (TAPR)
 ALEDO ISD (184907) - PARKER COUNTY

	School Year	State	Region 11	District	African American	Hispanic	White	American Indian	Asian	Pacific Islander	Two or More Races	Special Ed (Current)	Special Ed (Former)	Continuously Enrolled	Non-Continuously Enrolled	Econ Disadv	EB / EL (Current & Monitored)
Reading and Mathematics Including EOC	2024	42%	42%	64%	38%	53%	68%	* 100%	*	57%	27%	69%	69%	55%	40%	50%	
	2023	43%	43%	64%	50%	54%	66%	* 88%	-	69%	33%	64%	66%	59%	42%	39%	
Reading Including EOC	2024	55%	55%	74%	77%	65%	77%	* 100%	*	67%	33%	81%	77%	69%	55%	63%	
	2023	57%	57%	75%	58%	60%	78%	* 88%	-	88%	42%	91%	77%	70%	52%	43%	
Math Including EOC	2024	51%	50%	72%	38%	58%	76%	* 100%	*	70%	34%	81%	76%	65%	47%	50%	
	2023	51%	51%	71%	67%	65%	73%	* 88%	-	69%	47%	73%	74%	66%	52%	48%	
6th Graders																	
Reading and Mathematics	2024	36%	37%	60%	57%	51%	62%	* 88%	-	59%	29%	57%	61%	58%	42%	30%	
	2023	35%	37%	54%	38%	43%	57%	- *	-	54%	26%	74%	57%	48%	32%	27%	
Reading and Mathematics Including EOC	2024	36%	37%	60%	57%	51%	62%	* 88%	-	59%	29%	57%	61%	58%	42%	30%	
	2023	35%	37%	54%	38%	43%	57%	- *	-	54%	26%	74%	57%	48%	32%	27%	
Reading Including EOC	2024	57%	57%	78%	71%	67%	80%	* 88%	-	86%	41%	71%	79%	77%	57%	48%	
	2023	52%	54%	74%	38%	67%	77%	- *	-	76%	37%	90%	78%	67%	55%	43%	
Math Including EOC	2024	40%	41%	63%	71%	57%	65%	* 88%	-	59%	35%	61%	65%	60%	47%	43%	
	2023	40%	43%	57%	63%	45%	61%	- *	-	56%	27%	74%	61%	52%	33%	36%	
7th Graders																	
Reading and Mathematics	2024	35%	35%	53%	38%	41%	57%	- 83%	-	52%	24%	69%	56%	48%	30%	9%	
	2023	37%	39%	65%	* 51%	68%	40%	100%	-	71%	29%	91%	69%	58%	29%	29%	
Reading and Mathematics Including EOC	2024	36%	36%	53%	38%	41%	57%	- 83%	-	52%	24%	69%	56%	48%	30%	9%	
	2023	38%	40%	66%	* 51%	69%	40%	100%	-	71%	29%	91%	69%	58%	29%	29%	
Reading Including EOC	2024	54%	56%	75%	46%	61%	79%	- 100%	-	83%	36%	85%	76%	72%	51%	32%	
	2023	55%	56%	79%	* 68%	82%	40%	100%	-	79%	35%	100%	81%	74%	53%	45%	
Math Including EOC	2024	40%	41%	57%	38%	45%	61%	- 83%	-	54%	31%	69%	60%	51%	32%	18%	
	2023	43%	45%	68%	* 58%	70%	40%	100%	-	72%	31%	91%	71%	62%	37%	38%	
8th Graders																	
Reading and Mathematics	2024	28%	25%	42%	* 39%	44%	* -	-	38%	17%	50%	43%	41%	35%	27%		
	2023	31%	30%	48%	* 34%	53%	* *	-	47%	30%	44%	44%	54%	35%	8%		
Reading and Mathematics Including EOC	2024	41%	41%	64%	* 56%	65%	40%	* -	67%	20%	64%	67%	57%	42%	24%		
	2023	44%	44%	65%	63%	47%	70%	* *	-	61%	32%	53%	65%	64%	45%	21%	
Reading Including EOC	2024	57%	58%	79%	* 75%	80%	40%	* -	85%	32%	91%	83%	72%	62%	47%		
	2023	58%	59%	78%	100%	65%	82%	* *	-	68%	40%	68%	80%	76%	56%	43%	

Texas Education Agency
2023-24 STAAR Performance (TAPR)
 ALEDO ISD (184907) - PARKER COUNTY

	School Year	State	Region 11	District	African American	Hispanic	White	American Indian	Asian	Pacific Islander	Two or More Races	Special Ed (Current)	Special Ed (Former)	Continuously Enrolled	Non-Continuously Enrolled	Econ Disadv	EB/EL (Current & Monitored)
Math Including EOC	2024	49%	47%	69%	*	61%	70%	60%	*	-	79%	29%	64%	70%	66%	51%	35%
	2023	51%	50%	69%	63%	53%	74%	*	*	-	65%	35%	53%	69%	69%	50%	36%
3rd - 8th Graders																	
Reading and Mathematics	2024	36%	36%	59%	49%	51%	62%	43%	84%	*	57%	28%	62%	61%	55%	38%	30%
	2023	37%	38%	60%	51%	48%	63%	27%	81%	-	59%	28%	67%	63%	55%	34%	29%
Reading and Mathematics Including EOC	2024	38%	39%	61%	51%	53%	63%	50%	86%	*	61%	28%	63%	63%	57%	39%	30%
	2023	39%	40%	62%	50%	49%	65%	27%	82%	-	61%	29%	68%	65%	57%	36%	31%
Reading Including EOC	2024	54%	54%	76%	69%	69%	78%	50%	93%	*	78%	38%	78%	78%	73%	56%	49%
	2023	53%	54%	76%	64%	66%	78%	45%	86%	-	75%	37%	82%	78%	71%	53%	46%
Math Including EOC	2024	45%	45%	67%	57%	57%	69%	63%	86%	*	67%	37%	70%	68%	62%	46%	38%
	2023	47%	47%	67%	58%	56%	70%	36%	82%	-	64%	36%	69%	69%	62%	43%	39%

* Indicates results are masked due to small numbers to protect student confidentiality.

- Indicates there are no students in the group.

Texas Education Agency
2023-24 STAAR Progress (TAPR)
 ALEDO ISD (184907) - PARKER COUNTY

	School Year	State	Region11	District	African American	Hispanic	White	American Indian	Asian	Pacific Islander	Two or More Races	Special Ed (Current)	Special Ed (Former)	Continuously Enrolled	Non-Continuously Enrolled	Econ Disadv	EB/EL (Current & Monitored)
School Progress - Annual Growth by Grade and Subject																	
Grade 4 ELA/Reading	2024	67%	67%	76%	86%	72%	77%	*	*	-	70%	69%	78%	76%	75%	61%	56%
	2023	55%	55%	63%	50%	60%	63%	-	*	-	70%	52%	73%	65%	60%	48%	37%
Grade 4 Mathematics	2024	60%	59%	76%	71%	74%	78%	*	*	-	61%	56%	79%	78%	74%	63%	71%
	2023	63%	62%	73%	50%	72%	74%	*	*	-	61%	53%	85%	74%	69%	63%	55%
Grade 5 ELA/Reading	2024	70%	69%	76%	92%	72%	76%	*	86%	*	74%	62%	80%	76%	76%	69%	65%
	2023	65%	64%	70%	50%	66%	70%	-	86%	-	88%	58%	82%	71%	67%	52%	50%
Grade 5 Mathematics	2024	65%	65%	75%	75%	69%	76%	*	100%	*	78%	60%	70%	76%	72%	60%	52%
	2023	71%	70%	72%	85%	75%	70%	*	94%	-	81%	72%	64%	73%	69%	62%	65%
Grade 6 ELA/Reading	2024	61%	62%	77%	88%	67%	78%	*	100%	-	86%	54%	64%	77%	78%	68%	63%
	2023	51%	51%	67%	63%	57%	69%	-	*	-	68%	59%	65%	68%	64%	53%	33%
Grade 6 Mathematics	2024	48%	50%	61%	65%	59%	62%	*	67%	-	46%	49%	63%	61%	61%	55%	54%
	2023	54%	57%	55%	44%	52%	55%	-	*	-	66%	54%	61%	54%	57%	52%	64%
Grade 7 ELA/Reading	2024	66%	67%	79%	58%	69%	82%	-	100%	-	86%	56%	85%	79%	79%	63%	43%
	2023	71%	70%	81%	*	74%	83%	40%	100%	-	85%	67%	82%	81%	82%	72%	61%
Grade 7 Mathematics	2024	49%	46%	50%	36%	53%	48%	-	*	-	58%	53%	50%	46%	55%	49%	50%
	2023	56%	55%	46%	*	48%	47%	*	*	-	31%	37%	80%	43%	50%	39%	30%
Grade 8 ELA/Reading	2024	69%	69%	80%	*	79%	80%	70%	*	-	86%	57%	73%	82%	76%	71%	66%
	2023	63%	62%	74%	75%	71%	75%	*	*	-	83%	69%	67%	74%	75%	68%	71%
Grade 8 Mathematics	2024	66%	64%	75%	71%	77%	76%	*	80%	-	57%	79%	73%	75%	76%	74%	79%
	2023	74%	73%	80%	80%	78%	80%	*	100%	-	85%	80%	76%	79%	81%	72%	66%
End of Course English I	2024	64%	65%	71%	73%	67%	72%	*	*	-	83%	56%	60%	71%	72%	65%	63%
	2023	57%	57%	60%	38%	51%	63%	*	*	-	61%	57%	73%	60%	59%	52%	43%
End of Course English II	2024	69%	69%	75%	68%	75%	76%	*	*	-	69%	43%	77%	76%	74%	75%	70%
	2023	74%	74%	78%	50%	75%	79%	*	100%	-	79%	66%	75%	78%	77%	75%	71%
End of Course Algebra I	2024	72%	71%	73%	100%	66%	74%	*	64%	-	70%	56%	52%	74%	69%	63%	76%
	2023	76%	77%	82%	75%	79%	83%	*	*	-	83%	58%	83%	84%	79%	71%	75%
All Grades Both Subjects	2024	64%	64%	74%	74%	69%	75%	72%	83%	*	72%	58%	69%	74%	73%	64%	62%
	2023	64%	64%	70%	60%	67%	71%	50%	93%	-	75%	60%	73%	71%	69%	60%	56%
All Grades ELA/Reading	2024	67%	67%	76%	77%	71%	77%	69%	90%	*	79%	58%	73%	77%	76%	67%	61%
	2023	63%	62%	70%	52%	65%	72%	50%	93%	-	76%	61%	72%	71%	69%	60%	51%
All Grades Mathematics	2024	60%	60%	70%	70%	67%	71%	75%	75%	*	63%	58%	65%	71%	69%	61%	64%
	2023	66%	66%	70%	68%	69%	71%	50%	93%	-	74%	60%	73%	71%	69%	61%	61%
School Progress - Accelerated Learning by Grade and Subject																	
Grade 4 ELA/Reading	2024	38%	39%	46%	-	14%	56%	-	-	-	*	46%	-	48%	43%	29%	*
	2023	33%	33%	30%	*	27%	31%	-	-	-	*	32%	*	32%	27%	29%	*
Grade 4 Mathematics	2024	26%	25%	42%	-	56%	39%	*	-	-	*	19%	-	40%	48%	40%	71%
	2023	27%	24%	35%	*	35%	38%	-	-	-	*	12%	*	32%	38%	35%	29%

Texas Education Agency
2023-24 STAAR Progress (TAPR)
 ALEDO ISD (184907) - PARKER COUNTY

	School Year	State	Region11	District	African American	Hispanic	White	American Indian	Asian	Pacific Islander	Two or More Races	Special Ed (Current)	Special Ed (Former)	Continuously Enrolled	Non-Continuously Enrolled	Econ Disadv	EB/EL (Current & Monitored)
Grade 5 ELA/Reading	2024	35%	34%	37%	*	31%	37%	-	*	-	*	28%	-	38%	35%	33%	17%
	2023	37%	36%	52%	*	55%	52%	-	-	-	*	7%	*	54%	50%	44%	*
Grade 5 Mathematics	2024	41%	39%	53%	*	41%	61%	-	*	-	*	33%	-	48%	61%	42%	29%
	2023	48%	45%	61%	-	64%	59%	-	-	-	*	40%	-	60%	63%	50%	*
Grade 6 ELA/Reading	2024	24%	24%	43%	*	29%	44%	-	*	-	*	37%	-	44%	42%	40%	*
	2023	26%	25%	39%	*	22%	52%	-	-	-	*	36%	-	48%	31%	19%	20%
Grade 6 Mathematics	2024	27%	28%	52%	-	45%	52%	-	-	-	*	62%	*	57%	42%	40%	17%
	2023	35%	37%	24%	*	13%	32%	-	-	-	*	26%	-	38%	17%	15%	13%
Grade 7 ELA/Reading	2024	23%	23%	49%	*	26%	70%	-	-	-	*	42%	-	60%	35%	33%	10%
	2023	39%	38%	53%	*	47%	57%	*	-	-	*	40%	-	39%	70%	53%	44%
Grade 7 Mathematics	2024	14%	13%	25%	*	24%	27%	-	-	-	*	17%	-	23%	27%	27%	25%
	2023	22%	21%	17%	*	20%	19%	-	-	-	*	20%	-	28%	0%	8%	*
Grade 8 ELA/Reading	2024	34%	33%	34%	*	50%	26%	*	-	-	*	25%	-	38%	22%	21%	*
	2023	39%	38%	51%	-	53%	42%	-	-	-	80%	35%	-	48%	56%	44%	83%
Grade 8 Mathematics	2024	44%	39%	62%	*	72%	57%	*	-	-	*	50%	-	69%	50%	52%	100%
	2023	49%	47%	67%	-	68%	67%	-	*	-	60%	55%	*	72%	59%	59%	*
End of Course English I	2024	20%	20%	35%	-	40%	25%	-	-	-	*	15%	*	29%	44%	21%	*
	2023	26%	28%	39%	*	27%	60%	-	-	-	*	30%	*	42%	33%	31%	38%
End of Course English II	2024	29%	29%	48%	40%	40%	57%	-	-	-	*	15%	*	29%	75%	56%	33%
	2023	41%	42%	60%	*	44%	72%	-	-	-	*	40%	*	70%	41%	43%	25%
End of Course Algebra I	2024	55%	51%	54%	-	55%	54%	*	-	-	*	47%	*	64%	40%	47%	*
	2023	58%	56%	51%	43%	37%	61%	*	-	-	20%	23%	*	52%	50%	45%	45%
All Grades Both Subjects	2024	32%	31%	45%	43%	41%	47%	20%	*	-	52%	33%	40%	46%	44%	38%	37%
	2023	38%	37%	47%	25%	41%	53%	*	*	-	40%	32%	55%	50%	44%	39%	34%
All Grades ELA/Reading	2024	30%	29%	42%	43%	32%	46%	*	*	-	47%	31%	40%	41%	43%	34%	24%
	2023	35%	35%	47%	18%	39%	54%	*	-	-	44%	33%	*	48%	47%	39%	37%
All Grades Mathematics	2024	35%	33%	48%	43%	46%	48%	*	*	-	57%	35%	40%	50%	45%	41%	47%
	2023	40%	39%	47%	31%	42%	51%	*	*	-	35%	30%	71%	52%	41%	38%	32%

117

* Indicates results are masked due to small numbers to protect student confidentiality.
 - Indicates there are no students in the group.

Texas Education Agency
2023-24 Bilingual Education/English as a Second Language (Current EB Students/EL) (TAPR)
 ALEDO ISD (184907) - PARKER COUNTY

	School Year	State	Region 11	District	Total Bilingual Education	BE-Trans Early Exit	BE-Trans Late Exit	BE-Dual Two-Way	BE-Dual One-Way	ALP Bilingual (Exception)	Total ESL	ESL Content-Based	ESL Pull-Out	ALP ESL (Waiver)	EB/EL with Parental Denial	Never EB/EL	Total EB/EL (Current)	Monitored & Former EB/EL
STAAR Performance Rate by Subject and Performance Level																		
All Grades All Subjects																		
At Approaches Grade Level or Above	2024	75%	75%	90%	67%	-	-	-	-	67%	76%	77%	75%	-	57%	91%	74%	98%
	2023	76%	77%	91%	-	-	-	-	-	-	69%	66%	73%	-	*	91%	69%	97%
At Meets Grade Level or Above	2024	48%	49%	71%	37%	-	-	-	-	37%	40%	48%	32%	-	14%	72%	38%	84%
	2023	49%	50%	71%	-	-	-	-	-	-	32%	30%	35%	-	*	72%	31%	75%
At Masters Grade Level	2024	20%	20%	35%	14%	-	-	-	-	14%	11%	15%	8%	-	0%	36%	12%	26%
	2023	20%	21%	36%	-	-	-	-	-	-	7%	7%	7%	-	*	37%	7%	26%
All Grades ELA/Reading																		
At Approaches Grade Level or Above	2024	76%	76%	92%	79%	-	-	-	-	79%	73%	76%	70%	-	*	93%	74%	96%
	2023	77%	78%	93%	-	-	-	-	-	-	72%	71%	74%	-	*	93%	72%	98%
At Meets Grade Level or Above	2024	54%	55%	77%	47%	-	-	-	-	47%	47%	56%	39%	-	*	78%	46%	88%
	2023	53%	55%	77%	-	-	-	-	-	-	34%	32%	38%	-	*	79%	34%	87%
At Masters Grade Level	2024	22%	22%	40%	18%	-	-	-	-	18%	16%	22%	10%	-	*	41%	15%	21%
	2023	20%	21%	39%	-	-	-	-	-	-	7%	8%	6%	-	*	40%	7%	27%
All Grades Mathematics																		
At Approaches Grade Level or Above	2024	72%	72%	88%	65%	-	-	-	-	65%	77%	83%	68%	-	*	89%	74%	100%
	2023	75%	75%	89%	-	-	-	-	-	-	64%	59%	76%	-	*	90%	65%	95%
At Meets Grade Level or Above	2024	43%	43%	65%	35%	-	-	-	-	35%	37%	48%	22%	-	*	66%	35%	83%
	2023	45%	45%	66%	-	-	-	-	-	-	31%	31%	32%	-	*	67%	31%	69%
At Masters Grade Level	2024	17%	17%	31%	15%	-	-	-	-	15%	9%	11%	7%	-	*	32%	11%	17%
	2023	19%	19%	33%	-	-	-	-	-	-	9%	10%	6%	-	*	33%	9%	28%
All Grades Science																		
At Approaches Grade Level or Above	2024	75%	75%	90%	44%	-	-	-	-	44%	85%	82%	88%	-	*	91%	72%	100%
	2023	77%	77%	91%	-	-	-	-	-	-	73%	74%	72%	-	*	92%	73%	100%
At Meets Grade Level or Above	2024	43%	44%	66%	19%	-	-	-	-	19%	37%	41%	33%	-	*	67%	31%	63%
	2023	47%	48%	69%	-	-	-	-	-	-	31%	30%	32%	-	*	70%	31%	67%
At Masters Grade Level	2024	16%	16%	27%	6%	-	-	-	-	6%	10%	18%	4%	-	*	28%	9%	13%
	2023	18%	19%	32%	-	-	-	-	-	-	4%	0%	8%	-	*	33%	4%	17%
All Grades Social Studies																		
At Approaches Grade Level or Above	2024	78%	79%	91%	-	-	-	-	-	-	73%	45%	89%	-	*	91%	71%	100%
	2023	78%	79%	88%	-	-	-	-	-	-	65%	73%	56%	-	-	89%	65%	94%
At Meets Grade Level or Above	2024	51%	53%	71%	-	-	-	-	-	-	23%	18%	26%	-	*	72%	23%	88%
	2023	52%	54%	68%	-	-	-	-	-	-	20%	9%	33%	-	-	69%	20%	59%
At Masters Grade Level	2024	27%	29%	44%	-	-	-	-	-	-	3%	0%	5%	-	*	45%	3%	47%
	2023	27%	29%	42%	-	-	-	-	-	-	5%	0%	11%	-	-	43%	5%	29%
School Progress - Annual Growth																		

Texas Education Agency
2023-24 Bilingual Education/English as a Second Language (Current EB Students/EL) (TAPR)
 ALEDO ISD (184907) - PARKER COUNTY

	School Year	State	Region 11	District	Total Bilingual Education	BE-Trans Early Exit	BE-Trans Late Exit	BE-Dual Two-Way	BE-Dual One-Way	ALP Bilingual (Exception)	Total ESL	ESL Content-Based	ESL Pull-Out	ALP ESL (Waiver)	EB/EL with Parental Denial	Never EB/EL	Total EB/EL (Current)	Monitored & Former EB/EL
All Grades Both Subjects	2024	64%	64%	74%	49%	-	-	-	-	49%	63%	67%	59%	-	60%	74%	60%	75%
	2023	64%	64%	70%	-	-	-	-	-	-	51%	47%	59%	-	*	71%	52%	67%
All Grades ELA/Reading	2024	67%	67%	76%	52%	-	-	-	-	52%	61%	63%	60%	-	*	77%	59%	70%
	2023	63%	62%	70%	-	-	-	-	-	-	46%	39%	56%	-	*	71%	46%	64%
All Grades Mathematics	2024	60%	60%	70%	46%	-	-	-	-	46%	66%	72%	57%	-	*	70%	61%	89%
	2023	66%	66%	70%	-	-	-	-	-	-	57%	55%	63%	-	*	71%	58%	72%
School Progress - Accelerated Learning																		
All Grades Both Subjects	2024	32%	31%	45%	32%	-	-	-	-	32%	37%	52%	22%	-	*	47%	36%	*
	2023	38%	37%	47%	-	-	-	-	-	-	32%	26%	41%	-	*	49%	33%	*
All Grades ELA/Reading	2024	30%	29%	42%	14%	-	-	-	-	14%	28%	36%	21%	-	*	45%	24%	*
	2023	35%	35%	47%	-	-	-	-	-	-	34%	26%	45%	-	*	49%	35%	*
All Grades Mathematics	2024	35%	33%	48%	42%	-	-	-	-	42%	45%	63%	23%	-	*	48%	45%	*
	2023	40%	39%	47%	-	-	-	-	-	-	29%	27%	33%	-	*	49%	31%	*

* Indicates results are masked due to small numbers to protect student confidentiality.

- Indicates there are no students in the group.

Blank cell indicates there are no data available in the group.

Texas Education Agency
2023-24 STAAR Participation (TAPR)
 ALEDO ISD (184907) - PARKER COUNTY

	State	Region 11	District	African American	Hispanic	White	American Indian	Asian	Pacific Islander	Two or More Races	Special Ed (Current)	Special Ed (Former)	Continuously Enrolled	Non-Continuously Enrolled	Econ Disadv	EB / EL (Current & Monitored)
2024 STAAR Participation (All Grades)																
All Tests																
Assessment Participant	99%	99%	99%	99%	100%	99%	100%	100%	*	99%	99%	99%	99%	99%	99%	100%
Included in Accountability	92%	93%	97%	93%	95%	97%	100%	100%	*	96%	97%	96%	98%	94%	95%	92%
Not Included in Accountability: Mobile	4%	4%	2%	6%	3%	2%	0%	0%	*	3%	3%	2%	1%	5%	4%	3%
Not Included in Accountability: Other Exclusions	2%	2%	0%	0%	1%	0%	0%	0%	*	0%	0%	0%	0%	0%	0%	5%
Not Tested	1%	1%	1%	1%	0%	1%	0%	0%	*	1%	1%	1%	1%	1%	1%	0%
Absent	1%	1%	1%	0%	0%	1%	0%	0%	*	1%	1%	1%	1%	1%	1%	0%
Other	0%	0%	0%	1%	0%	0%	0%	0%	*	0%	0%	0%	0%	0%	0%	0%
Reading																
Assessment Participant	99%	99%	99%	99%	99%	99%	100%	100%	*	99%	100%	98%	99%	99%	99%	99%
Included in Accountability	91%	91%	96%	92%	94%	97%	100%	100%	*	95%	97%	95%	97%	94%	94%	87%
Not Included in Accountability: Mobile	4%	4%	2%	7%	3%	2%	0%	0%	*	3%	2%	2%	1%	5%	3%	2%
Not Included in Accountability: Other Exclusions	4%	4%	0%	0%	2%	0%	0%	0%	*	0%	0%	1%	0%	1%	1%	10%
Not Tested	1%	1%	1%	1%	1%	1%	0%	0%	*	1%	0%	2%	1%	1%	1%	1%
Absent	1%	1%	1%	0%	1%	1%	0%	0%	*	1%	0%	2%	1%	1%	1%	1%
Other	0%	0%	0%	1%	0%	0%	0%	0%	*	0%	0%	0%	0%	0%	0%	0%
Mathematics																
Assessment Participant	99%	99%	100%	100%	100%	100%	100%	100%	*	100%	99%	100%	100%	99%	100%	100%
Included in Accountability	93%	94%	97%	95%	96%	98%	100%	100%	*	96%	97%	98%	99%	94%	96%	96%
Not Included in Accountability: Mobile	5%	5%	2%	5%	4%	2%	0%	0%	*	4%	2%	2%	1%	5%	3%	3%
Not Included in Accountability: Other Exclusions	1%	1%	0%	0%	0%	0%	0%	0%	*	0%	0%	0%	0%	0%	0%	1%
Not Tested	1%	1%	0%	0%	0%	0%	0%	0%	*	1%	1%	0%	0%	1%	0%	0%
Absent	1%	1%	0%	0%	0%	0%	0%	0%	*	1%	1%	0%	0%	0%	0%	0%
Other	0%	0%	0%	0%	0%	0%	0%	0%	*	0%	0%	0%	0%	0%	0%	0%
Science																
Assessment Participant	99%	99%	100%	97%	100%	100%	100%	100%	*	99%	100%	100%	100%	100%	100%	100%
Included in Accountability	93%	94%	97%	94%	97%	98%	100%	100%	*	96%	97%	96%	99%	94%	97%	97%
Not Included in Accountability: Mobile	4%	4%	2%	3%	3%	2%	0%	0%	*	3%	3%	4%	1%	5%	3%	3%
Not Included in Accountability: Other Exclusions	1%	1%	0%	0%	0%	0%	0%	0%	*	0%	0%	0%	0%	0%	0%	0%
Not Tested	1%	1%	0%	3%	0%	0%	0%	0%	*	1%	0%	0%	0%	0%	0%	0%

Texas Education Agency
2023-24 STAAR Participation (TAPR)
 ALEDO ISD (184907) - PARKER COUNTY

	State	Region 11	District	African American	Hispanic	White	American Indian	Asian	Pacific Islander	Two or More Races	Special Ed (Current)	Special Ed (Former)	Continuously Enrolled	Non-Continuously Enrolled	Econ Disadv	EB / EL (Current & Monitored)
Absent	1%	1%	0%	0%	0%	0%	0%	0%	*	1%	0%	0%	0%	0%	0%	0%
Other	0%	0%	0%	3%	0%	0%	0%	0%	*	0%	0%	0%	0%	0%	0%	0%
Social Studies																
Assessment Participant	99%	99%	100%	100%	100%	100%	100%	100%	-	100%	98%	100%	100%	99%	100%	100%
Included in Accountability	94%	95%	97%	91%	96%	97%	100%	100%	-	98%	93%	100%	99%	90%	95%	90%
Not Included in Accountability: Mobile	4%	4%	3%	9%	2%	3%	0%	0%	-	2%	6%	0%	0%	8%	5%	2%
Not Included in Accountability: Other Exclusions	1%	1%	0%	0%	1%	0%	0%	0%	-	0%	0%	0%	0%	1%	0%	7%
Not Tested	1%	1%	0%	0%	0%	0%	0%	0%	-	0%	2%	0%	0%	1%	0%	0%
Absent	1%	1%	0%	0%	0%	0%	0%	0%	-	0%	2%	0%	0%	1%	0%	0%
Other	0%	0%	0%	0%	0%	0%	0%	0%	-	0%	0%	0%	0%	0%	0%	0%
Accelerated Testers																
SAT/ACT Participant	93%	91%	97%	*	94%	98%	*	*	-	100%	-	-	99%	89%	100%	-
2023 STAAR Participation (All Grades)															121	
All Tests																
Assessment Participant	99%	99%	99%	100%	99%	100%	100%	100%	*	99%	98%	100%	99%	100%	99%	99%
Included in Accountability	93%	93%	96%	92%	94%	97%	100%	94%	*	96%	95%	88%	98%	92%	94%	85%
Not Included in Accountability: Mobile	4%	4%	3%	8%	4%	3%	0%	5%	*	4%	3%	11%	1%	7%	4%	6%
Not Included in Accountability: Other Exclusions	2%	2%	0%	0%	1%	0%	0%	1%	*	0%	1%	1%	0%	1%	1%	8%
Not Tested	1%	1%	1%	0%	1%	0%	0%	0%	*	1%	2%	0%	1%	0%	1%	1%
Absent	1%	1%	0%	0%	0%	0%	0%	0%	*	1%	1%	0%	1%	0%	1%	0%
Other	0%	0%	0%	0%	0%	0%	0%	0%	*	0%	0%	0%	0%	0%	0%	0%
Reading																
Assessment Participant	99%	99%	100%	100%	99%	100%	100%	100%	*	99%	99%	100%	100%	100%	99%	100%
Included in Accountability	92%	92%	96%	90%	94%	97%	100%	93%	*	94%	95%	87%	98%	92%	93%	82%
Not Included in Accountability: Mobile	4%	5%	3%	10%	4%	3%	0%	5%	*	4%	3%	11%	1%	7%	4%	6%
Not Included in Accountability: Other Exclusions	3%	3%	1%	0%	2%	0%	0%	3%	*	0%	1%	2%	0%	1%	2%	12%
Not Tested	1%	1%	0%	0%	1%	0%	0%	0%	*	1%	1%	0%	0%	0%	1%	0%
Absent	1%	1%	0%	0%	0%	0%	0%	0%	*	1%	1%	0%	0%	0%	1%	0%
Other	0%	0%	0%	0%	0%	0%	0%	0%	*	0%	0%	0%	0%	0%	0%	0%
Mathematics																
Assessment Participant	99%	99%	99%	100%	99%	99%	100%	100%	*	99%	99%	99%	99%	99%	99%	98%
Included in Accountability	94%	94%	96%	91%	95%	96%	100%	94%	*	95%	95%	86%	98%	92%	94%	87%

Texas Education Agency
2023-24 STAAR Participation (TAPR)
 ALEDO ISD (184907) - PARKER COUNTY

	State	Region 11	District	African American	Hispanic	White	American Indian	Asian	Pacific Islander	Two or More Races	Special Ed (Current)	Special Ed (Former)	Continuously Enrolled	Non-Continuously Enrolled	Econ Disadv	EB / EL (Current & Monitored)
Not Included in Accountability: Mobile	5%	5%	3%	9%	4%	3%	0%	6%	*	5%	3%	13%	2%	7%	5%	7%
Not Included in Accountability: Other Exclusions	1%	1%	0%	0%	0%	0%	0%	0%	*	0%	0%	0%	0%	0%	1%	4%
Not Tested	1%	1%	1%	0%	1%	1%	0%	0%	*	1%	1%	1%	1%	1%	1%	2%
Absent	1%	1%	0%	0%	0%	1%	0%	0%	*	1%	1%	1%	1%	0%	1%	1%
Other	0%	0%	0%	0%	1%	0%	0%	0%	*	0%	0%	0%	0%	0%	0%	1%
Science																
Assessment Participant	99%	99%	100%	100%	99%	100%	100%	100%	-	100%	98%	100%	99%	100%	98%	99%
Included in Accountability	93%	94%	97%	93%	95%	97%	100%	93%	-	99%	96%	90%	98%	94%	94%	90%
Not Included in Accountability: Mobile	4%	4%	3%	8%	4%	2%	0%	7%	-	1%	2%	10%	1%	6%	4%	6%
Not Included in Accountability: Other Exclusions	1%	1%	0%	0%	0%	0%	0%	0%	-	0%	1%	0%	0%	0%	0%	3%
Not Tested	1%	1%	0%	0%	1%	0%	0%	0%	-	0%	2%	0%	1%	0%	2%	1%
Absent	1%	1%	0%	0%	1%	0%	0%	0%	-	0%	2%	0%	1%	0%	1%	1%
Other	0%	0%	0%	0%	0%	0%	0%	0%	-	0%	0%	0%	0%	0%	0%	0%
Social Studies																
Assessment Participant	99%	99%	99%	100%	100%	99%	* 100%	100%	-	100%	96%	100%	99%	100%	98%	100%
Included in Accountability	94%	94%	97%	100%	95%	97%	* 100%	100%	-	100%	96%	100%	99%	92%	94%	82%
Not Included in Accountability: Mobile	4%	4%	2%	0%	4%	2%	* 0%	0%	-	0%	0%	0%	0%	6%	3%	3%
Not Included in Accountability: Other Exclusions	1%	1%	0%	0%	0%	0%	* 0%	0%	-	0%	0%	0%	0%	1%	1%	15%
Not Tested	1%	1%	1%	0%	0%	1%	* 0%	0%	-	0%	4%	0%	1%	0%	2%	0%
Absent	1%	1%	1%	0%	0%	1%	* 0%	0%	-	0%	4%	0%	1%	0%	2%	0%
Other	0%	0%	0%	0%	0%	0%	* 0%	0%	-	0%	0%	0%	0%	0%	0%	0%
Accelerated Testers																
SAT/ACT Participant	93%	92%	99%	*	100%	99%	* *	*	-	100%	-	*	100%	93%	89%	*

* Indicates results are masked due to small numbers to protect student confidentiality.
 - Indicates there are no students in the group.

Texas Education Agency
2023-24 Attendance, Graduation, and Dropout Rates (TAPR)
 ALEDO ISD (184907) - PARKER COUNTY

	State	Region 11	District	African American	Hispanic	White	American Indian	Asian	Pacific Islander	Two or More Races	Special Ed	Econ Disadv	EB/EL
Attendance Rate													
2022-23	93.3%	93.9%	95.3%	95.2%	94.9%	95.4%	94.3%	96.5%	*	94.8%	94.5%	93.5%	95.0%
2021-22	92.2%	92.7%	93.9%	93.9%	93.5%	94.1%	92.0%	95.0%	-	93.5%	92.5%	91.3%	93.5%
Chronic Absenteeism													
2022-23	20.3%	17.9%	8.2%	13.2%	9.3%	7.6%	10.0%	6.1%	*	11.5%	11.9%	17.4%	10.8%
2021-22	25.7%	23.8%	16.0%	20.5%	18.5%	15.2%	30.0%	10.8%	-	18.3%	23.8%	33.4%	21.0%
Annual Dropout Rate (Gr 7-8)													
2022-23	0.8%	0.8%	0.0%	0.0%	0.0%	0.0%	0.0%	0.0%	-	0.0%	0.0%	0.0%	0.0%
2021-22	0.7%	0.8%	0.1%	0.0%	0.5%	0.0%	0.0%	0.0%	-	0.0%	0.0%	0.0%	0.0%
Annual Dropout Rate (Gr 9-12)													
2022-23	2.0%	1.8%	0.3%	0.0%	0.5%	0.2%	0.0%	0.0%	-	1.9%	1.7%	0.8%	1.9%
2021-22	2.2%	2.1%	0.4%	0.0%	0.3%	0.4%	0.0%	0.0%	-	0.0%	2.4%	0.7%	2.6%
4-Year Longitudinal Rate (Gr 9-12)													
Class of 2023													
Graduated	90.3%	89.9%	98.1%	100.0%	95.1%	98.5%	*	100.0%	-	100.0%	81.8%	91.4%	84.6%
Received TxCHSE	0.3%	0.3%	0.6%	0.0%	0.0%	0.7%	*	0.0%	-	0.0%	0.0%	1.4%	0.0%
Continued HS	3.1%	3.8%	0.9%	0.0%	3.7%	0.5%	*	0.0%	-	0.0%	13.6%	5.7%	7.7%
Dropped Out	6.3%	6.1%	0.4%	0.0%	1.2%	0.2%	*	0.0%	-	0.0%	4.5%	1.4%	7.7%
Graduates and TxCHSE	90.6%	90.2%	98.7%	100.0%	95.1%	99.3%	*	100.0%	-	100.0%	81.8%	92.9%	84.6%
Graduates, TxCHSE, and Continuers	93.7%	93.9%	99.6%	100.0%	98.8%	99.8%	*	100.0%	-	100.0%	95.5%	98.6%	92.3%
Class of 2022													
Graduated	89.7%	89.5%	98.9%	100.0%	97.3%	99.2%	-	*	-	100.0%	91.7%	96.5%	85.7%
Received TxCHSE	0.3%	0.3%	0.0%	0.0%	0.0%	0.0%	-	*	-	0.0%	0.0%	0.0%	0.0%
Continued HS	3.5%	4.0%	0.6%	0.0%	2.7%	0.3%	-	*	-	0.0%	8.3%	1.8%	14.3%
Dropped Out	6.4%	6.2%	0.4%	0.0%	0.0%	0.5%	-	*	-	0.0%	0.0%	1.8%	0.0%
Graduates and TxCHSE	90.0%	89.8%	98.9%	100.0%	97.3%	99.2%	-	*	-	100.0%	91.7%	96.5%	85.7%
Graduates, TxCHSE, and Continuers	93.6%	93.8%	99.6%	100.0%	100.0%	99.5%	-	*	-	100.0%	100.0%	98.2%	100.0%
5-Year Extended Longitudinal Rate (Gr 9-12)													
Class of 2022													
Graduated	91.8%	92.1%	99.2%	100.0%	97.3%	99.5%	-	*	-	100.0%	95.7%	96.5%	100.0%
Received TxCHSE	0.4%	0.4%	0.0%	0.0%	0.0%	0.0%	-	*	-	0.0%	0.0%	0.0%	0.0%
Continued HS	1.0%	1.1%	0.4%	0.0%	2.7%	0.0%	-	*	-	0.0%	4.3%	1.8%	0.0%
Dropped Out	6.8%	6.4%	0.4%	0.0%	0.0%	0.5%	-	*	-	0.0%	0.0%	1.8%	0.0%
Graduates and TxCHSE	92.2%	92.5%	99.2%	100.0%	97.3%	99.5%	-	*	-	100.0%	95.7%	96.5%	100.0%
Graduates, TxCHSE, and Continuers	93.2%	93.6%	99.6%	100.0%	100.0%	99.5%	-	*	-	100.0%	100.0%	98.2%	100.0%

Texas Education Agency
2023-24 Attendance, Graduation, and Dropout Rates (TAPR)
 ALEDO ISD (184907) - PARKER COUNTY

	State	Region 11	District	African American	Hispanic	White	American Indian	Asian	Pacific Islander	Two or More Races	Special Ed	Econ Disadv	EB/EL
Class of 2021													
Graduated	92.2%	92.9%	98.7%	100.0%	96.7%	98.9%	*	100.0%	-	100.0%	92.9%	94.5%	71.4%
Received TxCHSE	0.4%	0.4%	0.0%	0.0%	0.0%	0.0%	*	0.0%	-	0.0%	0.0%	0.0%	0.0%
Continued HS	1.0%	1.1%	0.0%	0.0%	0.0%	0.0%	*	0.0%	-	0.0%	0.0%	0.0%	0.0%
Dropped Out	6.3%	5.6%	1.3%	0.0%	3.3%	1.1%	*	0.0%	-	0.0%	7.1%	5.5%	28.6%
Graduates and TxCHSE	92.7%	93.3%	98.7%	100.0%	96.7%	98.9%	*	100.0%	-	100.0%	92.9%	94.5%	71.4%
Graduates, TxCHSE, and Continuers	93.7%	94.4%	98.7%	100.0%	96.7%	98.9%	*	100.0%	-	100.0%	92.9%	94.5%	71.4%
6-Year Extended Longitudinal Rate (Gr 9-12)													
Class of 2021													
Graduated	92.7%	93.4%	98.5%	100.0%	96.7%	98.6%	*	100.0%	-	100.0%	87.5%	94.5%	71.4%
Received TxCHSE	0.5%	0.5%	0.0%	0.0%	0.0%	0.0%	*	0.0%	-	0.0%	0.0%	0.0%	0.0%
Continued HS	0.5%	0.6%	0.2%	0.0%	0.0%	0.3%	*	0.0%	-	0.0%	6.3%	0.0%	0.0%
Dropped Out	6.3%	5.6%	1.3%	0.0%	3.3%	1.1%	*	0.0%	-	0.0%	6.3%	5.5%	28.6%
Graduates and TxCHSE	93.2%	93.9%	98.5%	100.0%	96.7%	98.6%	*	100.0%	-	100.0%	87.5%	94.5%	71.4%
Graduates, TxCHSE, and Continuers	93.7%	94.4%	98.7%	100.0%	96.7%	98.9%	*	100.0%	-	100.0%	93.8%	94.5%	71.4%
Class of 2020													
Graduated	92.7%	93.8%	98.6%	100.0%	96.4%	98.9%	*	*	*	100.0%	95.5%	88.6%	80.0%
Received TxCHSE	0.5%	0.6%	0.2%	0.0%	0.0%	0.3%	*	*	*	0.0%	0.0%	2.3%	0.0%
Continued HS	0.5%	0.6%	0.0%	0.0%	0.0%	0.0%	*	*	*	0.0%	0.0%	0.0%	0.0%
Dropped Out	6.2%	5.0%	1.1%	0.0%	3.6%	0.8%	*	*	*	0.0%	4.5%	9.1%	20.0%
Graduates and TxCHSE	93.2%	94.4%	98.9%	100.0%	96.4%	99.2%	*	*	*	100.0%	95.5%	90.9%	80.0%
Graduates, TxCHSE, and Continuers	93.8%	95.0%	98.9%	100.0%	96.4%	99.2%	*	*	*	100.0%	95.5%	90.9%	80.0%
4-Year Federal Graduation Rate Without Exclusions (Gr 9-12)													
Class of 2023	90.3%	89.9%	98.0%	100.0%	94.0%	98.5%	*	100.0%	-	100.0%	81.8%	91.4%	84.6%
Class of 2022	89.7%	89.5%	98.5%	100.0%	97.3%	98.7%	-	*	-	100.0%	88.0%	94.8%	85.7%
RHSP/DAP Graduates (Longitudinal Rate)													
Class of 2023	72.3%	20.0%	-	-	-	-	-	-	-	-	-	-	-
Class of 2022	59.5%	*	-	-	-	-	-	-	-	-	-	-	-
FHSP-E Graduates (Longitudinal Rate)													
Class of 2023	4.3%	2.6%	0.4%	0.0%	1.3%	0.2%	*	0.0%	-	0.0%	5.6%	1.6%	9.1%
Class of 2022	3.7%	3.5%	0.2%	0.0%	0.0%	0.3%	-	*	-	0.0%	0.0%	0.0%	0.0%
FHSP-DLA Graduates (Longitudinal Rate)													
Class of 2023	84.3%	83.1%	96.2%	88.9%	92.3%	97.0%	*	100.0%	-	95.8%	50.0%	89.1%	72.7%
Class of 2022	84.3%	81.7%	93.2%	90.0%	88.7%	94.4%	-	*	-	87.5%	54.5%	81.8%	66.7%
RHSP/DAP/FHSP-E/FHSP-DLA Graduates (Longitudinal Rate)													

Texas Education Agency
2023-24 Attendance, Graduation, and Dropout Rates (TAPR)
 ALEDO ISD (184907) - PARKER COUNTY

	State	Region 11	District	African American	Hispanic	White	American Indian	Asian	Pacific Islander	Two or More Races	Special Ed	Econ Disadv	EB/EL
Class of 2023	88.6%	85.7%	96.6%	88.9%	93.6%	97.3%	*	100.0%	-	95.8%	55.6%	90.6%	81.8%
Class of 2022	88.0%	85.2%	93.4%	90.0%	88.7%	94.6%	-	*	-	87.5%	54.5%	81.8%	66.7%
RHSP/DAP Graduates (Annual Rate)													
2022-23	38.4%	14.3%	-	-	-	-	-	-	-	-	-	-	-
2021-22	23.6%	23.1%	-	-	-	-	-	-	-	-	-	-	-
FHSP-E Graduates (Annual Rate)													
2022-23	4.4%	2.6%	0.4%	0.0%	1.2%	0.2%	*	0.0%	-	0.0%	3.8%	1.4%	9.1%
2021-22	3.9%	3.5%	0.2%	0.0%	0.0%	0.3%	-	*	-	0.0%	0.0%	0.0%	0.0%
FHSP-DLA Graduates (Annual Rate)													
2022-23	82.5%	81.2%	95.0%	87.5%	91.5%	95.7%	*	100.0%	-	96.0%	42.3%	88.6%	72.7%
2021-22	82.3%	79.6%	92.8%	90.9%	87.5%	94.1%	-	*	-	87.5%	47.8%	82.1%	66.7%
Texas First DLA Graduates (Annual Rate)													
2022-23	0.1%	0.0%	0.0%	0.0%	0.0%	0.0%	0.0%	0.0%	-	-	0.0%	0.0%	0.0%
RHSP/DAP/FHSP-E/FHSP-DLA/Texas First-DLA Graduates (Annual Rate)													
2022-23	86.8%	83.8%	95.4%	87.5%	92.7%	95.9%	*	100.0%	-	96.0%	46.2%	90.0%	81.8%
2021-22	86.0%	83.1%	93.0%	90.9%	87.5%	94.3%	-	*	-	87.5%	47.8%	82.1%	66.7%

Texas Education Agency
2023-24 Graduation Profile (TAPR)
 ALEDO ISD (184907) - PARKER COUNTY

	District Count	District Percent	State Count	State Percent
Graduates (2022-23 Annual Graduates)				
Total Graduates	544	100.0%	377,367	100.0%
By Ethnicity:				
African American	8	1.5%	46,822	12.4%
Hispanic	82	15.1%	197,333	52.3%
White	418	76.8%	103,009	27.3%
American Indian	2	0.4%	1,181	0.3%
Asian	9	1.7%	19,151	5.1%
Pacific Islander	0	0.0%	574	0.2%
Two or More Races	25	4.6%	9,297	2.5%
By Graduation Type:				
Minimum H.S. Program	0	0.0%	433	0.1%
Recommended H.S. Program/Distinguished Achievement Program	0	0.0%	270	0.1%
Foundation H.S. Program (No Endorsement)	25	4.6%	49,278	13.1%
Foundation H.S. Program (Endorsement)	2	0.4%	16,475	4.4%
Foundation H.S. Program (DLA)	517	95.0%	310,689	82.3%
Texas First Early H.S. Completion Program (Texas First-DLA)	0	0.0%	222	0.1%
Special Education Graduates	26	4.8%	34,589	9.2%
Economically Disadvantaged Graduates	70	12.9%	206,367	54.7%
Emergent Bilingual (EB)/English Learner (EL) Graduates	11	2.0%	50,229	13.3%
At-Risk Graduates	132	24.3%	168,430	44.6%
CTE Completers	197	36.2%	116,959	31.0%

Texas Education Agency
2023-24 College, Career, and Military Readiness (CCMR) (TAPR)
 ALEDO ISD (184907) - PARKER COUNTY

Academic Year	State	Region 11	District	African American	Hispanic	White	American Indian	Asian	Pacific Islander	Two or More Races	Special Ed	Econ Disadv	EB/EL
College, Career, and Military Ready Graduates (Student Achievement)†													
College, Career, or Military Ready (Annual Graduates)													
2022-23	76.3%	73.7%	81.6%	50.0%	70.7%	84.4%	*	77.8%	-	80.0%	61.5%	62.9%	63.6%
2021-22	70.0%	66.6%	78.2%	45.5%	76.1%	79.9%	-	*	-	68.8%	73.9%	65.5%	50.0%
College Ready Graduates†													
College Ready (Annual Graduates)†													
2022-23	61.9%	60.1%	70.5%	37.5%	56.1%	73.4%	*	77.8%	-	76.0%	46.2%	47.1%	45.5%
TSI Criteria Graduates in English Language Arts (Annual Graduates)													
2022-23	62.8%	64.9%	77.0%	37.5%	61.0%	80.9%	*	77.8%	-	76.0%	3.8%	50.0%	9.1%
2021-22	57.1%	58.6%	75.4%	45.5%	56.9%	79.8%	-	*	-	75.0%	13.0%	46.4%	16.7%
TSI Criteria Graduates in Mathematics (Annual Graduates)													
2022-23	54.3%	54.5%	63.1%	37.5%	42.7%	67.0%	*	77.8%	-	64.0%	3.8%	32.9%	9.1%
2021-22	48.2%	47.7%	61.0%	36.4%	44.4%	65.0%	-	*	-	62.5%	4.3%	32.1%	0.0%
TSI Criteria Graduates in Both Subjects (Annual Graduates)													
2022-23	48.4%	49.2%	60.8%	37.5%	41.5%	64.6%	*	77.8%	-	60.0%	3.8%	28.6%	9.1%
2021-22	42.2%	42.0%	58.3%	36.4%	41.7%	62.3%	-	*	-	56.3%	4.3%	25.0%	0.0%
AP / IB Met Criteria in Any Subject (Annual Graduates)													
2022-23	20.4%	20.2%	38.8%	25.0%	39.0%	38.8%	*	55.6%	-	36.0%	0.0%	17.1%	36.4%
2021-22	20.5%	20.6%	36.4%	9.1%	18.1%	40.4%	-	*	-	43.8%	4.3%	17.9%	0.0%
Associate Degree (Annual Graduates)													
2022-23	2.5%	1.4%	0.0%	0.0%	0.0%	0.0%	*	0.0%	-	0.0%	0.0%	0.0%	0.0%
2021-22	2.4%	1.6%	0.0%	0.0%	0.0%	0.0%	-	*	-	0.0%	0.0%	0.0%	0.0%
Dual Course Credits in Any Subject (Annual Graduates)													
2022-23	23.6%	17.9%	13.6%	0.0%	6.1%	15.8%	*	0.0%	-	8.0%	0.0%	4.3%	0.0%
2021-22	24.0%	18.6%	8.3%	0.0%	5.6%	9.2%	-	*	-	6.3%	0.0%	7.1%	0.0%
Onramps Course Credits (Annual Graduates)													
2022-23	4.8%	6.6%	30.7%	25.0%	24.4%	32.1%	*	33.3%	-	32.0%	0.0%	11.4%	9.1%
2021-22	4.4%	5.5%	9.5%	9.1%	12.5%	8.6%	-	*	-	18.8%	0.0%	5.4%	0.0%
Graduates Under an Advanced Diploma Plan and Identified as a Current Special Education Student (Annual Graduates)													
2022-23	5.6%	4.4%	2.2%	0.0%	3.7%	2.2%	*	0.0%	-	0.0%	46.2%	7.1%	9.1%
2021-22	5.0%	3.8%	2.3%	0.0%	2.8%	2.4%	-	*	-	0.0%	47.8%	5.4%	16.7%
Career / Military Ready Graduates†													
Career or Military Ready (Annual Graduates)†													

Texas Education Agency
2023-24 College, Career, and Military Readiness (CCMR) (TAPR)
 ALEDO ISD (184907) - PARKER COUNTY

Academic Year	State	Region 11	District	African American	Hispanic	White	American Indian	Asian	Pacific Islander	Two or More Races	Special Ed	Econ Disadv	EB/EL
2022-23	36.4%	31.8%	44.4%	25.0%	40.2%	46.5%	*	33.3%	-	28.0%	26.9%	37.1%	18.2%
Approved Industry-Based Certification (Annual Graduates)													
2022-23	33.4%	28.6%	43.6%	25.0%	40.2%	45.5%	*	33.3%	-	28.0%	11.5%	37.1%	18.2%
2021-22	28.0%	24.9%	33.3%	0.0%	34.7%	33.7%	-	*	-	37.5%	21.7%	26.8%	16.7%
Graduates with Level I or Level II Certificate (Annual Graduates)													
2022-23	0.8%	0.3%	0.4%	0.0%	1.2%	0.2%	*	0.0%	-	0.0%	3.8%	1.4%	0.0%
2021-22	0.7%	0.3%	0.4%	0.0%	0.0%	0.5%	-	*	-	0.0%	0.0%	0.0%	0.0%
Graduate with Completed IEP and Workforce Readiness (Annual Graduates)													
2022-23	2.7%	3.1%	0.7%	0.0%	0.0%	1.0%	*	0.0%	-	0.0%	15.4%	0.0%	0.0%
2021-22	2.5%	2.8%	2.3%	0.0%	6.9%	1.3%	-	*	-	6.3%	43.5%	7.1%	33.3%
U.S. Armed Forces Enlistment (Annual Graduates)													
2022-23	0.6%	0.5%	0.0%	0.0%	0.0%	0.0%	*	0.0%	-	0.0%	0.0%	0.0%	0.0%

- Indicates there are no students in the group.

* Indicates results are masked due to small numbers to protect student confidentiality.

? Indicates that the data for this item were statistically improbable or were reported outside a reasonable range.

‡ Beginning with 2022-23 graduates, special education students that graduated with the advanced diploma are classified as college ready. As a result, only one year of data is shown because previous years' data is not comparable.

Texas Education Agency
2023-24 CCMR-Related Indicators (TAPR)
 ALEDO ISD (184907) - PARKER COUNTY

	Academic Year	State	Region 11	District	African American	Hispanic	White	American Indian	Asian	Pacific Islander	Two or More Races	Special Ed	Econ Disadv	EB/EL
TSIA Results (Graduates >= Criterion) (Annual Graduates)														
Reading	2022-23	21.0%	17.5%	13.4%	0.0%	13.4%	14.4%	*	0.0%	-	8.0%	0.0%	7.1%	0.0%
	2021-22	22.8%	21.2%	14.4%	18.2%	13.9%	14.8%	-	*	-	6.3%	4.3%	14.3%	0.0%
Mathematics	2022-23	19.9%	15.5%	16.0%	12.5%	14.6%	16.3%	*	0.0%	-	24.0%	0.0%	15.7%	0.0%
	2021-22	18.7%	15.3%	8.9%	27.3%	6.9%	8.9%	-	*	-	6.3%	0.0%	8.9%	0.0%
Both Subjects	2022-23	12.5%	9.4%	2.9%	0.0%	2.4%	3.3%	*	0.0%	-	0.0%	0.0%	0.0%	0.0%
	2021-22	12.6%	10.3%	4.9%	18.2%	5.6%	4.3%	-	*	-	6.3%	0.0%	5.4%	0.0%
Completed and Received Credit for College Prep Courses (Annual Graduates)														
English Language Arts	2022-23	18.2%	19.3%	1.5%	0.0%	1.2%	1.7%	*	0.0%	-	0.0%	3.8%	4.3%	0.0%
	2021-22	11.7%	12.5%	0.0%	0.0%	0.0%	0.0%	-	*	-	0.0%	0.0%	0.0%	0.0%
Mathematics	2022-23	20.2%	22.5%	0.9%	0.0%	1.2%	1.0%	*	0.0%	-	0.0%	3.8%	2.9%	0.0%
	2021-22	14.0%	13.9%	0.0%	0.0%	0.0%	0.0%	-	*	-	0.0%	0.0%	0.0%	0.0%
Both Subjects	2022-23	12.5%	13.5%	0.9%	0.0%	1.2%	1.0%	*	0.0%	-	0.0%	3.8%	2.9%	0.0%
	2021-22	7.5%	6.8%	0.0%	0.0%	0.0%	0.0%	-	*	-	0.0%	0.0%	0.0%	0.0%
AP/IB-Results (Participation) (Grades 11-12)														
All Subjects	2023	24.2%	22.9%	42.5%	36.4%	37.0%	43.4%	*	57.1%	-	45.8%	1.5%	19.8%	20.8%
	2022	23.0%	22.1%	41.8%	21.1%	32.2%	44.1%	*	50.0%	-	40.5%	1.7%	20.3%	14.3%
English Language Arts	2023	13.8%	12.5%	25.6%	31.8%	19.1%	26.5%	*	42.9%	-	29.2%	0.0%	9.2%	4.2%
	2022	13.2%	12.1%	26.6%	10.5%	21.7%	27.6%	*	42.9%	-	27.0%	0.0%	13.6%	4.8%
Mathematics	2023	7.0%	6.3%	17.0%	9.1%	12.7%	17.3%	*	35.7%	-	25.0%	0.0%	5.3%	4.2%
	2022	6.9%	6.4%	17.7%	5.3%	13.8%	18.5%	*	21.4%	-	24.3%	0.0%	5.9%	0.0%
Science	2023	10.3%	9.9%	24.7%	22.7%	17.9%	25.7%	*	28.6%	-	35.4%	0.0%	9.2%	8.3%
	2022	9.6%	9.6%	22.3%	5.3%	14.5%	24.1%	*	35.7%	-	21.6%	0.0%	6.8%	4.8%
Social Studies	2023	13.1%	12.9%	29.4%	31.8%	17.9%	31.5%	*	50.0%	-	31.3%	1.5%	8.4%	4.2%
	2022	12.5%	12.6%	29.7%	10.5%	20.4%	31.6%	*	50.0%	-	29.7%	1.7%	14.4%	4.8%
AP/IB Results (Examinees >= Criterion) (Grades 11-12)														
All Subjects	2023	53.3%	57.4%	74.5%	37.5%	67.2%	75.3%	*	100.0%	-	86.4%	*	53.8%	80.0%
	2022	53.3%	57.5%	75.4%	*	67.3%	76.0%	*	85.7%	-	86.7%	*	79.2%	*
English Language Arts	2023	52.3%	61.0%	81.1%	28.6%	75.8%	83.4%	-	83.3%	-	85.7%	-	66.7%	*
	2022	53.2%	62.4%	79.9%	*	78.8%	80.2%	-	66.7%	-	80.0%	-	93.8%	*
Mathematics	2023	50.8%	54.2%	83.5%	*	77.3%	85.8%	*	100.0%	-	66.7%	-	71.4%	*
	2022	50.4%	54.0%	73.7%	*	52.4%	77.9%	-	*	-	66.7%	-	71.4%	-
Science	2023	44.8%	49.2%	55.1%	20.0%	45.2%	57.3%	-	*	-	52.9%	-	33.3%	*
	2022	44.7%	48.4%	62.7%	*	59.1%	63.0%	-	60.0%	-	62.5%	-	75.0%	*

Texas Education Agency
2023-24 CCMR-Related Indicators (TAPR)
 ALEDO ISD (184907) - PARKER COUNTY

	Academic Year	State	Region 11	District	African American	Hispanic	White	American Indian	Asian	Pacific Islander	Two or More Races	Special Ed	Econ Disadv	EB/EL
Social Studies	2023	42.0%	48.7%	50.7%	0.0%	41.9%	50.8%	-	100.0%	-	66.7%	*	18.2%	*
	2022	41.9%	47.5%	59.0%	*	51.6%	59.7%	*	71.4%	-	54.5%	*	82.4%	*
SAT/ACT Results (Annual Graduates)														
Tested	2022-23	79.3%	80.5%	97.4%	100.0%	92.7%	97.6%	*	100.0%	-	96.0%	53.8%	91.4%	100.0%
	2021-22	71.5%	71.6%	93.6%	100.0%	88.9%	93.8%	-	*	-	100.0%	52.2%	78.2%	100.0%
At/Above Criterion for All Examinees	2022-23	28.9%	31.4%	48.7%	33.3%	31.6%	51.5%	*	72.7%	-	45.8%	0.0%	15.6%	14.3%
	2021-22	32.1%	36.2%	55.9%	25.0%	43.8%	59.2%	-	*	-	56.3%	8.3%	27.9%	14.3%
Average SAT Score (Annual Graduates)														
All Subjects	2022-23	978	989	1084	966	1009	1097	*	1175	-	1084	772	938	854
	2021-22	1001	1024	1097	911	1010	1118	-	1215	-	1099	842	983	876
English Language Arts and Writing	2022-23	497	503	552	481	514	560	*	578	-	549	401	479	406
	2021-22	506	518	552	468	504	564	-	590	-	561	428	491	440
Mathematics	2022-23	482	485	532	484	494	538	*	596	-	535	371	459	448
	2021-22	496	506	544	443	507	555	-	625	-	538	413	492	436
Average ACT Score (Annual Graduates)														
All Subjects	2022-23	19.2	18.6	23.6	*	24.4	23.4	*	*	-	*	*	24.3	-
	2021-22	19.5	19.6	24.4	27.0	23.9	24.4	-	24.0	-	24.3	17.0	25.2	-
English Language Arts	2022-23	18.8	18.3	23.8	*	24.3	23.7	*	*	-	*	*	24.4	-
	2021-22	19.2	19.4	24.7	28.5	23.5	24.8	-	22.0	-	23.8	17.0	25.5	-
Mathematics	2022-23	18.9	18.5	22.5	*	23.9	22.2	*	*	-	*	*	24.8	-
	2021-22	19.3	19.3	23.8	25.0	24.3	23.7	-	28.0	-	25.3	17.0	23.8	-
Science	2022-23	19.5	18.9	23.7	*	24.7	23.5	*	*	-	*	*	23.7	-
	2021-22	19.8	19.8	24.2	26.0	24.1	24.2	-	23.0	-	24.2	17.0	25.6	-

130

- Indicates there are no students in the group.
- * Indicates results are masked due to small numbers to protect student confidentiality.
- ? Indicates that the data for this item were statistically improbable or were reported outside a reasonable range.
- n/a Indicates data reporting is not applicable for this group.

Texas Education Agency
2023-24 Other Postsecondary Indicators (TAPR)
 ALEDO ISD (184907) - PARKER COUNTY

	Academic Year	State	Region 11	District	African American	Hispanic	White	American Indian	Asian	Pacific Islander	Two or More Races	Special Ed	Econ Disadv	EB/EL
Advanced/Dual-Credit Course Completion (Grades 9-12)														
Any Subject	2022-23	45.4%	42.0%	62.3%	58.8%	53.6%	64.2%	71.4%	73.9%	-	64.1%	12.3%	39.0%	30.9%
	2021-22	44.2%	40.6%	57.2%	39.0%	44.8%	59.7%	*	69.6%	-	64.8%	15.3%	35.7%	34.9%
English Language Arts	2022-23	17.4%	14.9%	19.4%	17.4%	13.7%	20.8%	28.6%	34.8%	-	14.9%	0.6%	6.2%	1.8%
	2021-22	16.6%	13.9%	20.6%	5.3%	14.7%	22.3%	*	30.4%	-	14.9%	0.0%	10.0%	4.7%
Mathematics	2022-23	19.5%	17.3%	19.1%	10.9%	11.3%	20.3%	33.3%	36.4%	-	29.7%	0.0%	7.3%	3.9%
	2021-22	19.9%	18.2%	19.8%	16.2%	11.5%	21.4%	*	28.6%	-	22.4%	3.8%	10.7%	4.7%
Science	2022-23	21.5%	20.6%	31.8%	22.9%	28.3%	32.5%	42.9%	35.0%	-	36.7%	6.1%	17.9%	23.1%
	2021-22	21.1%	19.9%	33.7%	23.7%	24.4%	35.9%	*	45.5%	-	34.5%	9.7%	21.9%	21.4%
Social Studies	2022-23	24.0%	23.6%	46.8%	36.7%	37.2%	49.4%	42.9%	65.2%	-	43.6%	4.6%	23.2%	9.4%
	2021-22	22.8%	22.3%	39.9%	11.8%	25.8%	42.7%	*	59.1%	-	50.6%	1.7%	18.1%	5.6%
Graduates Enrolled in Texas Institution of Higher Education (TX IHE)														
	2021-22	-	-	-	-	-	-	-	-	-	-	-	-	-
	2020-21	-	-	-	-	-	-	-	-	-	-	-	-	-
Graduates in TX IHE Completing One Year Without Enrollment in a Developmental Education Course														
	2021-22	-	-	-	-	-	-	-	-	-	-	-	-	-
	2020-21	-	-	-	-	-	-	-	-	-	-	-	-	-

- Indicates there are no students in the group.

* Indicates results are masked due to small numbers to protect student confidentiality.

? Indicates that the data for this item were statistically improbable or were reported outside a reasonable range.

Texas Education Agency
2023-24 Student Information (TAPR)
 ALEDO ISD (184907) - PARKER COUNTY

Student Information	Membership				Enrollment			
	District		State		District		State	
	Count	Percent	Count	Percent	Count	Percent	Count	Percent
Total Students	8,127	100.0%	5,517,464	100.0%	8,161	100.0%	5,531,236	100.0%
Students by Grade								
Early Childhood Education	27	0.3%	18,968	0.3%	55	0.7%	26,847	0.5%
Pre-Kindergarten	94	1.2%	247,979	4.5%	94	1.2%	248,576	4.5%
Pre-Kindergarten: 3-year Old	0	0.0%	42,448	0.8%	0	0.0%	42,669	0.8%
Pre-Kindergarten: 4-year Old	94	1.2%	205,531	3.7%	94	1.2%	205,907	3.7%
Kindergarten	625	7.7%	361,329	6.5%	626	7.7%	361,799	6.5%
Grade 1	651	8.0%	385,096	7.0%	653	8.0%	385,471	7.0%
Grade 2	685	8.4%	402,233	7.3%	686	8.4%	402,576	7.3%
Grade 3	637	7.8%	399,869	7.2%	638	7.8%	400,181	7.2%
Grade 4	641	7.9%	399,137	7.2%	641	7.9%	399,422	7.2%
Grade 5	606	7.5%	399,200	7.2%	607	7.4%	399,419	7.2%
Grade 6	632	7.8%	400,347	7.3%	632	7.7%	400,511	7.2%
Grade 7	646	7.9%	405,118	7.3%	646	7.9%	405,298	7.3%
Grade 8	605	7.4%	414,033	7.5%	605	7.4%	414,195	7.5%
Grade 9	621	7.6%	472,595	8.6%	621	7.6%	472,783	8.5%
Grade 10	622	7.7%	439,091	8.0%	622	7.6%	439,298	7.9%
Grade 11	562	6.9%	406,681	7.4%	562	6.9%	406,966	7.4%
Grade 12	473	5.8%	365,788	6.6%	473	5.8%	367,894	6.7%
Ethnic Distribution								
African American	139	1.7%	706,235	12.8%	139	1.7%	707,609	12.8%
Hispanic	1,546	19.0%	2,936,051	53.2%	1,550	19.0%	2,942,144	53.2%
White	5,943	73.1%	1,379,090	25.0%	5,972	73.2%	1,384,437	25.0%
American Indian	21	0.3%	17,886	0.3%	21	0.3%	17,939	0.3%
Asian	88	1.1%	295,946	5.4%	88	1.1%	296,367	5.4%
Pacific Islander	2	0.0%	8,831	0.2%	2	0.0%	8,844	0.2%
Two or More Races	388	4.8%	173,425	3.1%	389	4.8%	173,896	3.1%
Sex								
Female	3,940	48.5%	2,695,318	48.9%	3,951	48.4%	2,700,356	48.8%
Male	4,187	51.5%	2,822,146	51.1%	4,210	51.6%	2,830,880	51.2%
Other Student Cohorts								
Economically Disadvantaged	1,249	15.4%	3,434,955	62.3%	1,251	15.3%	3,439,856	62.2%
Non-Educationally Disadvantaged	6,878	84.6%	2,082,509	37.7%	6,910	84.7%	2,091,380	37.8%
Section 504 Students	918	11.3%	399,808	7.2%	918	11.2%	400,078	7.2%
EB Students/EL	252	3.1%	1,344,804	24.4%	252	3.1%	1,345,917	24.3%
Students w/ Disciplinary Placements (2022-23)	84	1.0%	105,976	1.9%				
Students w/ Dyslexia	690	8.5%	329,004	6.0%	690	8.5%	329,228	6.0%

Texas Education Agency
2023-24 Student Information (TAPR)
 ALEDO ISD (184907) - PARKER COUNTY

Student Information	Membership				Enrollment			
	District		State		District		State	
	Count	Percent	Count	Percent	Count	Percent	Count	Percent
Foster Care	7	0.1%	12,418	0.2%	7	0.1%	12,469	0.2%
Homeless	51	0.6%	77,809	1.4%	51	0.6%	77,942	1.4%
Immigrant	36	0.4%	158,717	2.9%	36	0.4%	158,832	2.9%
Migrant	0	0.0%	13,481	0.2%	0	0.0%	13,528	0.2%
Title I	1,339	16.5%	3,624,288	65.7%	1,343	16.5%	3,632,539	65.7%
Military Connected	946	11.6%	212,919	3.9%	946	11.6%	213,035	3.9%
At-Risk	1,714	21.1%	2,937,834	53.2%	1,714	21.0%	2,941,204	53.2%
Students by Instructional Program								
Bilingual/ESL Education	250	3.1%	1,350,113	24.5%	250	3.1%	1,350,920	24.4%
Career and Technical Education	2,630	32.4%	1,485,646	26.9%	-	-	-	-
Career and Technical Education (9-12 grades only)	1,730	75.9%	1,234,615	73.3%	-	-	-	-
Gifted and Talented Education	636	7.8%	469,054	8.5%	636	7.8%	469,170	8.5%
Special Education	972	12.0%	764,858	13.9%	1,006	12.3%	774,489	14.0%
Students with Disabilities by Type of Primary Disability								
Total Students with Disabilities	972		764,858					
Students with Intellectual Disabilities	393	40.4%	349,307	45.7%				
Students with Physical Disabilities	280	28.8%	144,191	18.9%				
Students with Autism	122	12.6%	124,254	16.2%				
Students with Behavioral Disabilities	165	17.0%	134,373	17.6%				
Students with Non-Categorical Early Childhood	12	1.2%	12,733	1.7%				
Mobility (2022-23)								
Total Mobile Students	549	7.4%	864,058	16.1%				
African American	25	0.3%	181,855	3.4%				
Hispanic	109	1.5%	455,070	8.5%				
White	368	5.0%	165,204	3.1%				
American Indian	1	0.0%	3,184	0.1%				
Asian	9	0.1%	27,631	0.5%				
Pacific Islander	1	0.0%	1,840	0.0%				
Two or More Races	36	0.5%	29,274	0.5%				
Special Ed Students who are Mobile	93	10.4%	137,466	17.6%				
Count and Percent of EB Students/EL who are Mobile	31	14.9%	196,918	16.3%				
Count and Percent of Econ Dis Students who are Mobile	204	16.8%	622,582	18.6%				
Student Attrition (2022-23)								
Total Student Attrition	590	10.9%	767,390	18.1%				

Texas Education Agency
2023-24 Student Information (TAPR)
 ALEDO ISD (184907) - PARKER COUNTY

Student Information	Non-Special Education Rates		Special Education Rates	
	District	State	District	State
Retention Rates by Grade				
Kindergarten	1.8%	1.3%	6.2%	3.9%
Grade 1	1.1%	2.1%	2.9%	3.3%
Grade 2	0.8%	1.3%	3.3%	1.6%
Grade 3	0.0%	0.7%	1.0%	0.7%
Grade 4	0.2%	0.4%	3.3%	0.5%
Grade 5	0.2%	0.2%	0.0%	0.3%
Grade 6	0.0%	0.3%	1.4%	0.3%
Grade 7	0.0%	0.5%	0.0%	0.4%
Grade 8	0.0%	0.4%	1.5%	0.5%
Grade 9	0.0%	7.9%	1.9%	11.9%

	District		State	
	Count	Percent	Count	Percent
Data Quality				
Underreported Students	18	0.5%	5,974	0.2%

134

Class Size Averages by Grade and Subject
 (Derived from teacher responsibility records):

Class Size Information	District	State
Elementary		
Kindergarten	19.3	18.4
Grade 1	18.4	18.8
Grade 2	19.8	19.1
Grade 3	19.2	19.4
Grade 4	19.0	19.4
Grade 5	19.7	20.9
Grade 6	25.5	19.2
Secondary		
English/Language Arts	20.9	16.3
Foreign Languages	15.5	18.8
Mathematics	20.1	17.5
Science	21.8	18.5
Social Studies	23.3	18.8

Texas Education Agency
2023-24 Staff Information (TAPR)
 ALEDO ISD (184907) - PARKER COUNTY

	District		State	
Staff Information	Count	Percent	Count	Percent
Total Staff	922.6	100.0%	775,882.5	100.0%
Professional Staff	677.6	73.4%	496,151.0	63.9%
Teachers	518.6	56.2%	374,799.9	48.3%
Professional Support	121.8	13.2%	86,026.7	11.1%
Campus Administration (School Leadership)	30.2	3.3%	25,836.1	3.3%
Central Administration	7.0	0.8%	9,488.3	1.2%
Educational Aides	22.9	2.5%	88,200.6	11.4%
Auxiliary Staff	222.1	24.1%	191,530.9	24.7%
Librarians and Counselors (Headcount)				
Full-time Librarians	9.0	n/a	4,187.0	n/a
Part-time Librarians	0.0	n/a	651.0	n/a
Full-time Counselors	19.0	n/a	13,870.0	n/a
Part-time Counselors	1.0	n/a	1,172.0	n/a
Total Minority Staff	90.1	9.8%	421,896.4	54.4%
Teachers by Ethnicity				
African American	2.0	0.4%	47,341.1	12.6%
Hispanic	20.8	4.0%	112,921.8	30.1%
White	488.8	94.2%	200,118.0	53.4%
American Indian	1.0	0.2%	1,286.9	0.3%
Asian	2.0	0.4%	7,914.7	2.1%
Pacific Islander	0.0	0.0%	490.9	0.1%
Two or More Races	4.0	0.8%	4,726.6	1.3%
Teachers by Sex				
Males	93.8	18.1%	91,815.2	24.5%
Females	424.8	81.9%	282,984.6	75.5%
Teachers by Highest Degree Held				
No Degree	2.0	0.4%	9,453.8	2.5%
Bachelors	364.2	70.2%	268,886.4	71.7%
Masters	148.5	28.6%	93,414.7	24.9%
Doctorate	3.9	0.8%	3,044.9	0.8%
Teachers by Years of Experience				
Beginning Teachers	23.5	4.5%	32,507.6	8.7%
1-5 Years Experience	116.2	22.4%	102,619.4	27.4%
6-10 Years Experience	138.9	26.8%	75,585.4	20.2%
11-20 Years Experience	167.0	32.2%	101,415.3	27.1%
21-30 Years Experience	65.8	12.7%	51,471.9	13.7%
Over 30 Years Experience	7.1	1.4%	11,200.2	3.0%
Number of Students per Teacher	15.7	n/a	14.7	n/a

Texas Education Agency
2023-24 Staff Information (TAPR)
 ALEDO ISD (184907) - PARKER COUNTY

Staff Information	District	State
Experience of Campus Leadership		
Average Years Experience of Principals	6.4	6.0
Average Years Experience of Principals with District	6.4	5.1
Average Years Experience of Assistant Principals	5.1	5.1
Average Years Experience of Assistant Principals with District	2.6	4.3
Average Years Experience of Teachers	11.7	11.1
Average Years Experience of Teachers with District	4.7	6.9
Average Teacher Salary by Years of Experience (regular duties only)		
Beginning Teachers	\$60,532	\$54,272
1-5 Years Experience	\$61,450	\$58,185
6-10 Years Experience	\$63,503	\$61,494
11-20 Years Experience	\$66,217	\$65,219
21-30 Years Experience	\$71,592	\$69,723
Over 30 Years Experience	\$72,916	\$74,014
Average Actual Salaries (regular duties only)		
Teachers	\$64,939	\$62,474
Professional Support	\$78,958	\$73,783
Campus Administration (School Leadership)	\$88,395	\$86,738
Central Administration	\$155,321	\$116,028
Instructional Staff Percent	68.0%	65.0%
Turnover Rate for Teachers	17.5%	19.1%
Staff Exclusions		
Shared Services Arrangement Staff:		
Professional Staff	0.0	1,284.6
Educational Aides	0.0	181.6
Auxiliary Staff	0.0	373.8
Contracted Instructional Staff	12.8	1,970.1

136

Designation	District		State	
	Headcount	Average Payout	Headcount	Average Payout
Teacher Incentive Allotment				
Recognized	-	-	9,429	\$5,848
Exemplary	*	*	10,279	\$11,434
Master	-	-	5,255	\$21,235

Texas Education Agency
2023-24 Staff Information (TAPR)
 ALEDO ISD (184907) - PARKER COUNTY

Program Information	District		State	
	Count	Percent	Count	Percent
Teachers by Program (population served)				
Bilingual/ESL Education	7.0	1.3%	22,656.0	6.0%
Career and Technical Education	30.0	5.8%	20,454.1	5.5%
Compensatory Education	2.0	0.4%	11,626.3	3.1%
Gifted and Talented Education	33.6	6.5%	6,181.4	1.6%
Regular Education	412.3	79.5%	261,452.4	69.8%
Special Education	33.6	6.5%	38,736.9	10.3%
Other	0.0	0.0%	13,749.8	3.7%

- Indicates there is no data for the item.

* Indicates results are masked due to small numbers.

** When only one student disability or assessment group is masked, then the second smallest student disability or assessment group is masked regardless of size.

n/a Indicates data reporting is not applicable for this group.

? Indicates that the data for this item were statistically improbable or were reported outside a reasonable range.

Link to: [PEIMS Financial Standard Reports 2022-23 Financial Actual Report](#)
 (To open link in a new window, press the "Ctrl" key and click on the link.)



ALEDO ISD BOARD MEETING TEMPLATE

MEETING DATE: January 21, 2025

AGENDA ITEM: 2023 Bond Update

PRESENTER: Chris Campbell, Chief Facilities and Construction Officer

BACKGROUND INFORMATION:

- On May 6, 2023, voters in Aledo ISD approved the District's 2023 Bond Proposal.
- Each month, at the regular meeting of the Board of Trustees, District staff and/or the design/construction teams for the 2023 Bond projects will discuss with the Board the work, timeline, and progress on the projects. In addition, the District will have a bond progress website, which will contain information about the projects and their progress, frequently asked questions, and other relevant information. The bond progress website will be continually updated with information for community members to access.
- This evening we will update the Board of Trustees and Aledo ISD Community with the current status of implementation of the 2023 Bond Program.

FISCAL INFORMATION:

None

ATTACHMENTS:

2023 Bond Update

ADMINISTRATIVE RECOMMENDATION:

None

Aledo ISD Board Update 2023 Bond Progress

January 21, 2024

139





Elementary School #7

\$59,800,00



High School Addition/Repurpose

\$20,200,00



AHS/DNG Furniture

\$5,000,000



Transportation

\$4,500,000



Land (to include tracts for additional high school facilities)

\$17,800,000



Safety & Security

\$5,000,000₁₄₀



Technology

\$6,500,000



Facility Maintenance

\$5,000,000

TOTAL BOND PACKAGE:

\$123,800,000

McKinney Elementary School- ES#7

Grades: K-5

Capacity: 889

Budget: \$59,800,000.00

Amount Obligated To Date: \$54,114,153.10

Phase Completion: **planning, design, procurement, construction**, warranty

Square Footage: 106,180

Date To Open: August 2024

McKinney Elementary School- ES#7

- **Construction**
 - Substantially complete.
 - Punch list
 - Contractor demobilization
 - Site concrete
 - HVAC balancing
 - Close out
 - January target

AHS Repurpose and Additions

Grades: 9-12

Capacity: 3,000

Budget: \$20,200,000.00

Amount Obligated To Date: \$19,193,201.89


Phase Completion: **planning, design, procurement**, construction, warranty

Date To Open: August 2024


AHS Repurpose and Additions

- Construction
 - AHS Reno
 - Substantially complete.
 - Punch list ongoing.
 - Steve Wood Complex
 - Steel is complete.
 - Structure is 95% enclosed.
 - Electrical tie in scheduled.
 - AG Barn Addition
 - Building is enclosed.
 - Insulation and roofing complete.
 - Electrical tie in scheduled.

Steve Wood Complex



Steve Wood Complex



Steve Wood Complex



Ag Barn Addition





ALEDO ISD BOARD MEETING TEMPLATE

MEETING DATE: January 21, 2025

AGENDA ITEM: 2025-2026 District Instructional Calendar

PRESENTER: Candace Summerhill, Director of Assessment & Accountability

BACKGROUND INFORMATION:

- A draft calendar was first presented to the District Wide Effectiveness Improvement Committee (DWEIC) at their October meeting. The committee members carefully reviewed and discussed the pros and cons of the calendar and made suggestions for revisions.
- The committee met again in November and December to discuss additional surrounding district calendars that were made available since the last meeting and based on these findings, made additional suggestions for revisions.
- The revised draft calendar was then shared with all staff and posted on social media and the district website for parent/community feedback from December 10-20.
- The proposed draft calendar meets the requirements of the required number of student minutes and staff days.
- The administration intends to bring the 2025-2026 District-Wide Instructional Calendar for approval at the February 17, 2025, Regular Board meeting.

FISCAL INFORMATION:

None

ATTACHMENTS:

Proposed Draft 2025-2026 District-Wide Instructional Calendar

ADMINISTRATIVE RECOMMENDATION:

None, communication item only



2025-2026

ALEDO ISD INSTRUCTIONAL CALENDAR

2025

Students DO NOT attend school on:

- Holidays
- Professional Learning Days
- Work Days
- Staff Flex Days
- Early Release (attend half day)

Red Numbers = State Testing Window

JULY 2025

S	M	T	W	T	F	S
		1	2	3	4	5
6	7	8	9	10	11	12
13	14	15	16	17	18	19
20	21	22	23	24	25	26
27	28	29	30	31		

July 29-31 New Teacher Inservice

AUGUST 2025

S	M	T	W	T	F	S
					1	2
3	4	5	6	7	8	9
10	11	12	13	14	15	16
17	18	19	20	21	22	23
24	25	26	27	28	29	30
31						

Aug. 4-12 5 District/Campus PL Days & 2 Work Days
 Aug. 13 1st Grading Cycle Begins
 Aug. 29 Student Holiday/Work Day

SEPTEMBER 2025

S	M	T	W	T	F	S
	1	2	3	4	5	6
7	8	9	10	11	12	13
14	15	16	17	18	19	20
21	22	23	24	25	26	27
28	29	30				

Sept. 1 Student/Staff Holiday
 Sept. 19 Student Holiday/Work Day

OCTOBER 2025

S	M	T	W	T	F	S
			1	2	3	4
5	6	7	8	9	10	11
12	13	14	15	16	17	18
19	20	21	22	23	24	25
26	27	28	29	30	31	

Oct. 8 1st Grading Cycle Ends
 Oct. 9 Student Holiday/PL Day
 Oct. 10 Student Holiday/Work Day
 Oct. 13-14 Student/Staff Holiday
 Oct. 15 2nd Grading Cycle Begins
 Oct. 31 Student Holiday/PL Day

NOVEMBER 2025

S	M	T	W	T	F	S
						1
2	3	4	5	6	7	8
9	10	11	12	13	14	15
16	17	18	19	20	21	22
23	24	25	26	27	28	29
30						

Nov. 21 Student Holiday/Work Day
 Nov. 24-28 Student/Staff Holiday

DECEMBER 2025

S	M	T	W	T	F	S	
		1	2	3	4	5	6
7	8	9	10	11	12	13	14
15	16	17	18	19	20	21	22
23	24	25	26	27	28	29	30
31							

Dec. 18 Early Release/Work Day
 Dec. 18 2nd Grading Cycle Ends
 Dec. 19-31 Student/Staff Holiday

JANUARY 2026

S	M	T	W	T	F	S
				1	2	3
4	5	6	7	8	9	10
11	12	13	14	15	16	17
18	19	20	21	22	23	24
25	26	27	28	29	30	31

Jan. 1-2 Student/Staff Holiday
 Jan. 5 Student Holiday/PL Day
 Jan. 6 Student Holiday/Work Day
 Jan. 7 3rd Grading Cycle Begins
 Jan. 19 Student/Staff Holiday

FEBRUARY 2026

S	M	T	W	T	F	S
						1
2	3	4	5	6	7	8
9	10	11	12	13	14	15
16	17	18	19	20	21	22
23	24	25	26	27	28	29
30	31					

Feb. 13 Student Holiday/PL Day
 Feb. 16 Student Holiday/Work Day

MARCH 2026

S	M	T	W	T	F	S
						1
2	3	4	5	6	7	8
9	10	11	12	13	14	15
16	17	18	19	20	21	22
23	24	25	26	27	28	29
30	31					

March 13 Early Release/Work Day
 March 13 3rd Grading Cycle Ends
 March 16-20 Student/Staff Holiday
 March 23 Student Holiday/PL/WK Day
 March 24 4th Grading Cycle Begins

APRIL 2026

S	M	T	W	T	F	S
			1	2	3	4
5	6	7	8	9	10	11
12	13	14	15	16	17	18
19	20	21	22	23	24	25
26	27	28	29	30		

April 3 ... Student Holiday/Staff PL Flex Day
 April 6 Student Holiday/Work Day

MAY 2026

S	M	T	W	T	F	S
					1	2
3	4	5	6	7	8	9
10	11	12	13	14	15	16
17	18	19	20	21	22	23
24	25	26	27	28	29	30
31						150

May 21 Early Release/Work Day
 May 21 4th Grading Cycle Ends
 May 22 Staff Work Day
 May 25 Staff Holiday
 May 26-27 Staff PL Flex Days

JUNE 2026

S	M	T	W	T	F	S
						1
2	3	4	5	6	7	8
9	10	11	12	13	14	15
16	17	18	19	20	21	22
23	24	25	26	27	28	29
30						

2026

Grading Cycles:
 1st 38 Days
 2nd 40 Days
 3rd 45 Days
 4th 41 Days
Total School Days: 164

Semester 1 78 Days
Semester 2 86 Days
Total School Days: 164



ALEDO ISD BOARD MEETING TEMPLATE

MEETING DATE: January 21, 2025

AGENDA ITEM: Report of Cooperative Purchasing Management Fees and Rebates

PRESENTER: Earl Husfeld, Chief Financial Officer

BACKGROUND INFORMATION:

- Texas Education Code (TEC) Section 44.031(a)(4) authorizes public school districts to utilize interlocal contracts (commonly referred to as cooperative purchasing contracts).
- TEC Section 44.0331 requires school districts that enter into cooperative purchasing contracts valued at \$25,000.00 or more, or under any other cooperative purchasing program authorized for school districts by law, to document any contract-related fee, including any management fee, paid by or to the district, and the purpose of each fee under the contract.
- TEC Section 44.0331 further requires that the amount, purpose, and disposition of any fee must be presented in a written report and submitted annually in an open meeting of the Board of Trustees of the school district. The written report must appear as an agenda item.
- Aledo ISD currently utilizes several purchasing cooperatives in order to achieve cost savings and efficiency in administrative operations.
- The following is the list of all cooperative purchasing programs currently utilized by Aledo ISD, the fee associated for each, and the purpose of the fee. No other membership fees were paid relating to any other contracts over \$25,000.00.

Cooperative Purchasing Organization	Annual Fee	Reason for Fee
Central Texas Purchasing Alliance	\$150.00	Membership Fee
Texas Cooperative Purchasing Program (Texas SmartBuy)	\$100.00	Membership Fee
Amazon Prime for Business	\$779.00	Membership Fee

- The following is the list of the cooperative purchasing programs utilized by the District that paid a rebate to the District during the 2023-2024 fiscal year.

Cooperative Purchasing Organization	Rebate	Fund Deposited
BuyBoard	\$16,568.00	General Fund
Choice Partners	\$1,452.43	General Fund
GoodBuy Purchasing Cooperative	\$8.26	General Fund
Multi-Region Purchasing Cooperative	\$1,633.83	Child Nutrition Fund
TexBuy Purchasing Cooperative	\$402.92	General Fund
The Interlocal Purchasing System (TIPS) 151	\$523.72	General Fund



ALEDO ISD BOARD MEETING TEMPLATE

- Alejo ISD is also a current member of the following cooperative purchasing organizations, none of whom charges an annual fee:
 - 1Government Procurement Alliance (1GPA)
 - 791 Purchasing Cooperative
 - Allied States Cooperative (ESC Region 19)
 - BuyBoard
 - Choice Partners (Harris County Department of Education)
 - EdTech Exchange Purchasing Cooperative (ESC Region 10)
 - Education Service Center Region 11 (ESC Region 11)
 - Educational Purchasing Cooperative of North Texas (EPCNT)
 - Educational Purchasing Interlocal Cooperative at ESC Region 6 (EPIC6)
 - Equalis Purchasing Cooperative (ESC Region 10)
 - GoodBuy Purchasing Cooperative (ESC Region 2)
 - GSA Advantage
 - Houston-Galveston Area Council Cooperative Purchasing Program (HGACBuy)
 - Multi-Region Purchasing Cooperative (ESC Region 10)
 - OMNIA Partners
 - Sourcewell
 - Tarrant County Cooperative Purchasing Program
 - Texas Department of Information Resources (DIR)
 - TexBuy Purchasing Cooperative (ESC Region 16)
 - The Interlocal Purchasing System (TIPS)

FISCAL INFORMATION:

None

ATTACHMENTS:

None

ADMINISTRATIVE RECOMMENDATION:

None – Information Report



ALEDO ISD BOARD MEETING TEMPLATE

MEETING DATE: January 21, 2025

AGENDA ITEM: Consider Approval of Annual Financial Audit for the Year Ended August 31, 2024

PRESENTER: Earl Husfeld, Chief Financial Officer

BACKGROUND INFORMATION:

- Pursuant to Education Code 44.008(a), (b), the District's fiscal accounts are required to be audited annually at District expense by a Texas certified or public accountant holding a permit from the State Board of Public Accountancy.
- The annual audit shall be completed following the close of each fiscal year and shall meet at least the minimum requirements and be in the format prescribed by the State Board of Education, subject to review and comment by the State Auditor.
- A copy of the annual audit report must be filed with the Texas Education Agency not later than the 150th day after the end of the fiscal year for which the audit was made.
- The District's annual financial audit for the year ended August 31, 2024 has been completed by the District's auditing firm, Pattillo, Brown & Hill, LLP.
- The Administration is pleased to note the annual financial audit report contains an unqualified or "clean" opinion.
- A representative of Pattillo, Brown & Hill, LLP is available to discuss the audit with the Board of Trustees. A short presentation will be made noting the highlights of the audit report.
- Attached for your review is a copy of the Annual Financial Report for the Year Ended August 31, 2024 and Management Letter to the Board of Trustees.

FISCAL INFORMATION:

None

ATTACHMENTS:

Annual Financial Report for the Year Ended August 31, 2024 and Management Letter to the Board of Trustees.

ADMINISTRATIVE RECOMMENDATION:

The Administration recommends the Board of Trustees approve the Annual Financial Report for the year ended August 31, 2024 as presented.

A L E D O

Independent School District



Annual Financial Report

For the fiscal year ended
August 31, 2024

Aledo Independent School District

Annual Financial Report

For the fiscal year ended
August 31, 2024



Prepared by:
Aledo ISD Business Office

ALEDO INDEPENDENT SCHOOL DISTRICT

ANNUAL FINANCIAL REPORT

FOR THE YEAR ENDED AUGUST 31, 2024

TABLE OF CONTENTS

<u>Exhibit</u>		<u>Page</u>
	Certificate of Board	1
	Independent Auditor’s Report	2
	Management’s Discussion and Analysis	5
Basic Financial Statements		
	Government-wide Statements:	
A-1	Statement of Net Position	13
B-1	Statement of Activities	14
	Governmental Fund Financial Statements:	
C-1	Balance Sheet	16
C-2	Reconciliation of the Governmental Funds Balance Sheet to the Statement of Net Position	18
C-3	Statement of Revenues, Expenditures, and Changes in Fund Balances	19
C-4	Reconciliation of the Statement of Revenues, Expenditures and Changes in Fund Balances of Governmental Funds to the Statement of Activities	21
	Proprietary Fund Financial Statements:	
D-1	Statement of Net Position	22
D-2	Statement of Revenues, Expenses, and Changes in Net Position	23
D-3	Statement of Cash Flows	24
	Fiduciary Fund Financial Statements:	
E-1	Statement of Fiduciary Net Position	25
E-2	Statement of Changes in Fiduciary Net Position	26
	Notes to the Financial Statements	27
Required Supplementary Information		
G-1	Schedule of Revenues, Expenditures and Changes in Fund Balance Budget and Actual – General Fund	50
G-2	Schedule of the District’s Proportionate Share of the Net Pension Liability – Teacher Retirement System	51

G-3	Schedule of District’s Contributions – Teacher Retirement System	53
G-4	Schedule of District’s Proportionate Share of the Net OPEB Liability – Teacher Retirement System.....	55
G-5	Schedule of District’s OPEB Contributions – Teacher Retirement System	57
	Notes to Required Supplementary Information	59
Combining Statements		
H-1	Combining Balance Sheet – Nonmajor Governmental Funds	60
H-2	Combining Statement of Revenues, Expenditures and Changes in Fund Balances - Nonmajor Governmental Funds.....	64
H-6	Combining Statement of Net Position – Nonmajor Enterprise Funds.....	68
H-7	Combining Statement of Revenues, Expenses and Changes in Net Position - Nonmajor Enterprise Funds.....	69
H-8	Combining Statement of Cash Flows – Nonmajor Enterprise Funds.....	70
H-11	Combining Statement of Fiduciary Net Position – Private Purpose Trust Funds	71
H-12	Combining Statement of Changes in Fiduciary Net Position – Private Purpose Trust Funds	73
Required TEA Schedules		
J-1	Schedule of Delinquent Taxes Receivable.....	75
J-2	Schedule of Revenues, Expenditures, and Changes in Fund Balance Budget and Actual – National Breakfast and Lunch Program	77
J-3	Schedule of Revenues, Expenditures, and Changes in Fund balance Budget and Actual – Debt Service Fund.....	78
J-4	Use of Funds Report - Select State Allotment Programs	79
Federal Awards Section		
	Independent Auditor’s Report on Internal Control Over Financial Reporting and on Compliance and Other Matters Based on an Audit of Financial Statements Performed in Accordance With <i>Government Auditing Standards</i>	80
	Independent Auditor’s Report on Compliance for Each Major Federal Program and Report on Internal Control Over Compliance in <i>Accordance with the Uniform Guidance</i>	82
K-1	Schedule of Expenditures of Federal Awards.....	85
	Notes to Schedule of Expenditures of Federal Awards	86
	Schedule of Findings and Questioned Costs	87

CERTIFICATE OF THE BOARD

Aledo Independent School District
Name of School District

Parker
County

184-907
Co. - Dist. Number

We, the undersigned, certify that the attached annual financial reports of the above named school district were reviewed and (check one) _____ approved _____ disapproved for the year ended August 31, 2024, at a meeting of the board of trustees of such school district on the 21st day of January, 2025.

Signature of Board Secretary

Signature of Board President

If the Board of Trustees disapproved of the auditor's report, the reason(s) for disapproving it is (are): (attach list as necessary).

THIS PAGE LEFT BLANK INTENTIONALLY

INDEPENDENT AUDITOR'S REPORT

Board of Trustees of
Aledo Independent School District
Aledo, Texas

Report on the Audit of the Financial Statements

Opinions

We have audited the financial statements of the governmental activities, business type activities, each major fund, and the aggregate remaining fund information of Aledo Independent School District (the "District"), as of and for the year ended August 31, 2024, and the related notes to the financial statements, which collectively comprise the District's basic financial statements as listed in the table of contents.

In our opinion, the accompanying financial statements referred to above present fairly, in all material respects, the respective financial position of the governmental activities, business-type activities, each major fund, and the aggregate remaining fund information of the District, as of August 31, 2024, and the respective changes in financial position, and, where applicable, cash flows, thereof for the year then ended in accordance with accounting principles generally accepted in the United States of America.

Basis for Opinions

We conducted our audit in accordance with auditing standards generally accepted in the United States of America (GAAS) and the standards applicable to financial audits contained in *Governmental Auditing Standards*, issued by the Comptroller General of the United States. Our responsibilities under those standards are further described in the Auditor's Responsibilities for the Audit of Financial Statements section of our report. We are required to be independent of the District and to meet our other ethical responsibilities, in accordance with the relevant ethical requirements relating to our audit. We believe that the audit evidence we have obtained is sufficient and appropriate to provide a basis for our audit opinions.

Emphasis of Matter – Accounting Change

As described in the notes to the financial statements, in fiscal year 2024 the District adopted new accounting guidance, Governmental Accounting Standards Board (GASB) *Statement No. 100, Accounting Changes and Error Corrections – an amendment of GASB Statement No. 62*. Our opinion is not modified with respect to this matter.

Responsibilities of Management for the Financial Statements

Management is responsible for the preparation and fair presentation of these financial statements in accordance with accounting principles generally accepted in the United States of America, and for the design, implementation, and maintenance of internal control relevant to the preparation and fair presentation of financial statements that are free from material misstatement, whether due to fraud or error.

In preparing the financial statements, management is required to evaluate whether there are conditions or events, considered in the aggregate, that raise substantial doubt about the District's ability to continue as a going concern for twelve months beyond the financial statement date, including any currently known information that may raise substantial doubt shortly thereafter.

Auditor's Responsibilities for the Audit of the Financial Statements

Our objectives are to obtain reasonable assurance about whether the financial statements as a whole are free from material misstatement, whether due to fraud or error, and to issue an auditor's report that includes our opinions. Reasonable assurance is a high level of assurance but is not absolute assurance and therefore is not a guarantee that an audit conducted in accordance with GAAS and *Government Auditing Standards* will always detect a material misstatement when it exists. The risk of not detecting a material misstatement resulting from fraud is higher than for one resulting from error, as fraud may involve collusion, forgery, intentional omissions, misrepresentations, or the override of internal control. Misstatements are considered material if there is a substantial likelihood that, individually or in the aggregate, they would influence the judgement made by a reasonable user based on the financial statements.

In performing an audit in accordance with GAAS and *Government Auditing Standards*, we:

- Exercise professional judgement and maintain professional skepticism throughout the audit.
- Identify and assess the risks of material misstatement of the financial statements, whether due to fraud or error and design and perform audit procedures responsive to those risks. Such procedures include examining, on a test basis, evidence regarding the amounts and disclosures in the financial statements.
- Obtain an understanding of internal control relevant to the audit in order to design audit procedures that are appropriate in the circumstances, but not for the purpose of expressing an opinion on the effectiveness of the District's internal control. Accordingly, no such opinion is expressed.
- Evaluate the appropriateness of accounting policies used and the reasonableness of significant accounting estimates made by management, as well as evaluate the overall presentation of the financial statements.
- Conclude whether, in our judgement, there are conditions or events, considered in the aggregate, that raise substantial doubt about the District's ability to continue as a going concern for a reasonable period of time.

We are required to communicate with those charged with governance regarding, among other matters, the planned scope and timing of the audit, significant audit findings, and certain internal control-related matters that we identified during the audit.

Required Supplementary Information

Accounting principles generally accepted in the United States of America require that the management's discussion and analysis, budgetary comparison information, and pension and OPEB information, as listed in the table of contents, be presented to supplement the basic financial statements. Such information is the responsibility of management and although not a part of the basic financial statements, is required by the Governmental Accounting Standards Board, who considers it to be an essential part of financial reporting for placing the basic financial statements in an appropriate operational, economic, or historical context. We have applied certain limited procedures to the required supplementary information in accordance with auditing standards generally accepted in the United States of America, which consisted of inquiries of management about the methods of preparing the information and comparing the information for consistency with management's responses to our inquiries, the basic financial statements, and other knowledge we obtained during our audit of the basic financial statements. We do not express an opinion or provide any assurance on the information because the limited procedures do not provide us with sufficient evidence to express an opinion or provide any assurance.

Supplementary Information

Our audit was conducted for the purpose of forming opinions on the financial statements that collectively comprise the District’s basic financial statements. The combining statements, required TEA schedules, and the Schedule of Expenditures of Federal Awards, as required by the audit requirements of Title 2 U.S. Code of Federal Regulations (CFR) Part 200, *Uniform Administrative Requirements, Cost Principles, and Audit Requirements for Federal Awards* (Uniform Guidance), are presented for purposes of additional analysis and are not a required part of the basic financial statements. Such information is the responsibility of management and were derived from and relate directly to the underlying accounting and other records used to prepare the basic financial statements. The information has been subjected to the auditing procedures applied in the audit of the basic financial statements and certain additional procedures, including comparing and reconciling such information directly to the underlying accounting and other records used to prepare the basic financial statements or to the basic financial statements themselves, and other additional procedures in accordance with auditing standards generally accepted in the United States of America. In our opinion, the combining statements, required TEA schedules, and the Schedule of Expenditures of Federal Awards are fairly stated, in all material respects, in relation to the basic financial statements as a whole.

Other Reporting Required by Government Auditing Standards

In accordance with *Government Auditing Standards*, we have also issued our report dated January 21, 2025 on our consideration of the District’s internal control over financial reporting and on our tests of its compliance with certain provisions of laws, regulations, contracts, and grant agreements and other matters. The purpose of that report is solely to describe the scope of our testing of internal control over financial reporting and compliance and the results of that testing, and not to provide an opinion on the effectiveness of the District’s internal control over financial reporting or on compliance. That report is an integral part of an audit performed in accordance with *Government Auditing Standards* in considering the District’s internal control over financial reporting and compliance.

Pattillo, Brown & Hill, L.L.P.

Waco, Texas
January 21, 2025

THIS PAGE LEFT BLANK INTENTIONALLY

MANAGEMENT'S DISCUSSION AND ANALYSIS

As management of the Aledo Independent School District (the "District"), we offer this narrative overview and analysis of the financial activities of the District for the fiscal year ended August 31, 2024. Please read this narrative in conjunction with the independent auditor's report and the District's financial statements, which follow this section.

FINANCIAL HIGHLIGHTS

- The liabilities and deferred inflows of resources of the District exceeded its assets and deferred outflows of resources at the close of the most recent fiscal year by \$52,578,191 (*deficit net position*).
- The District's net position increased by \$11,636,518 as a result of this year's operations and a change in accounting principle, which was an increase of approximately 18%.
- As of the close of the current fiscal year, the District's governmental funds reported combined ending fund balances of \$82,854,716, a decrease of \$68,327,095 in comparison with the prior year. This increase is primarily due to significant capital spending in the current year.
- The General Fund ended the year with a fund balance of \$23,709,639, a decrease of \$2,443,949 from prior year.
- The resources available for appropriation were \$870,041 more than budgeted for the General Fund, largely due to the changes in local and state revenues estimated to be allocated to the district.
- The total cost of the District's programs in governmental activities was \$125,379,870, compared to the previous year's cost of \$109,136,254, an increase of \$16,243,616.

OVERVIEW OF THE FINANCIAL STATEMENTS

The table below summarizes the major features of the District's financial statements, including the portion of the District government they cover and the types of information they contain. The remainder of this overview section of management's discussion and analysis explains the structure and contents of each statement.

This annual report consists of a series of financial statements. The government-wide financial statements include the Statement of Net Position and the Statement of Activities. These provide information about the activities of the District as a whole and present a long-term view of the District's property and obligations and other financial matters. They reflect the flow of total economic resources in a manner similar to the financial reports of a business enterprise.

Fund financial statements report the District's operations in more detail than the government-wide statements by providing information about the District's most significant funds. For governmental activities, these statements tell how services were financed in the short-term, as well as what resources remain for future spending. They reflect the flow of current financial resources and supply the basis for tax levies and the appropriations budget. The remaining statements, fiduciary statements, provide financial information about activities for which the District acts solely as a trustee.

The notes to the financial statements provide narrative explanations or additional data needed for full disclosure in the government-wide statements and the fund financial statements.

The combining statements for nonmajor funds are presented immediately following the required supplementary information and contain even more information about the District's individual funds. In addition to the basic financial statements and accompanying notes, this report also presents certain required supplementary information that provides a budgetary schedule for the General Fund. The sections labeled TEA Required Schedules and Federal Awards Section contain data used by monitoring or regulatory agencies.

Type of Statements	Government-Wide	Governmental Funds	Fiduciary Funds
Scope	Entire Agency's government (except fiduciary funds) and the Agency's component units	The activities of the district that are not proprietary or fiduciary	Instances in which the district is the trustee or agent for someone else's resources
Required Financial Statements	Statement of net position, Statement of activities	Balance sheet, Statement of revenues, expenditures & changes in fund balance	Statement of fiduciary net position, Statement of changes in fiduciary net position
Accounting basis and measurement focus	Accrual accounting and economic resources focus	Modified accrual accounting and current financial resources focus	Accrual accounting and economic resources focus
Type of asset/liability information	All assets and liabilities, both financial and capital, short-term and long-term	Only assets expected to be used up and liabilities that come due during the year or soon thereafter; no capital assets included	All assets and liabilities, both short-term and long-term; the Agency's funds do not currently contain capital assets, although they can
Type of deferred outflows/inflows	A consumption or acquisition of net position applicable to a future period	A consumption or acquisition of fund balance applicable to a future period	A consumption or acquisition of net position applicable to a future period
Type of inflows/outflow information	All revenues and expenses during year, regardless of when cash is received or paid	Revenues for which cash is received during or soon after the end of the year; expenditures when goods or services have been received and payment is due during the year or soon thereafter	All revenues and expenses during year, regardless of when cash is received or paid

Reporting the District as a Whole

The Statement of Net Position and the Statement of Activities

The analysis of the District's overall financial condition and operations begins with the statement of net position and statement of activities. Their primary objective is to show whether the District is better off or worse off as a result of the year's activities. The Statement of Net Position includes all the District's assets, deferred outflows (inflows) of resources and liabilities while the Statement of Activities includes all the revenue and expenses generated by the District's operations during the year. These apply the accrual basis of accounting, which is the same method used by most private sector companies.

All of the current year's revenue and expenses are taken into account regardless of when cash is received or paid. The District's revenue is divided into those provided by outside parties who share the costs of some programs, such as tuition received from students from outside the District and grants provided by the U. S. Department of Education to assist children with disabilities or from disadvantaged backgrounds (program revenue), and general revenue provided by the taxpayers or by TEA in equalization funding processes (general revenue). All of the District's assets and deferred outflows (inflows) of resources are reported whether they serve the current year or future years. Liabilities and deferred inflows of resources are considered regardless of whether they must be paid in the current or future years.

These two statements report the District's net position and changes in them. The District's net position (the difference between assets, deferred outflows (inflows) of resources and liabilities) provide one measure of the District's financial health or financial position. Over time, increases or decreases in the District's net position are one indicator of whether its financial health is improving or deteriorating. To fully assess the overall health of the District, however, you should consider nonfinancial factors as well, such as changes in the District's average daily attendance or its property tax base and the condition of the District's facilities.

In the Statement of Net Position and the Statement of Activities, the District has two kinds of activity:

Governmental Activities – All of the District’s basic services are reported here, including instruction, counseling, co-curricular activities, food services, transportation, maintenance, community services and general administration. Property taxes, tuition, fees, and state and federal grants finance most of these activities.

Business-type Activities – All of the District’s enterprise activities are reported here, including the Pre-K Academy, Bearcat Store, Community Partners, and Stadium/Gym Advertising.

Reporting the District’s Most Significant Funds

Fund Financial Statements

The Fund financial statements begin on page 16 and provide detailed information about the most significant funds – not the District as a whole. Laws and contracts require the District to establish some funds, such as grants received under ESEA Title I from the U. S. Department of Education. The District’s administration establishes many other funds to help it control and manage money for particular purposes (like campus activities). The District has three fund types – governmental, proprietary, and fiduciary.

Governmental Funds – The District reports most of its basic services in governmental funds. These funds use modified accrual accounting (a method that measures the receipt and disbursement of cash and all other financial assets that can be readily converted to cash) and they report balances that are available for future spending. The governmental fund statements provide a detailed short-term view of the District’s general operations and the basic services it provides. We describe the differences between governmental activities (reported in the Statement of Net Position and the Statement of Activities) and governmental funds in reconciliation schedules following each of the governmental fund financial statements.

Proprietary Funds – Proprietary funds provide the same type of information as the government-wide financial statements, only in more detail. Enterprise Funds are used to report the same functions presented as business-type activities in the government-wide financial statements. As mentioned above in the government-wide definition, the District uses the business-type activities or Enterprise Funds to report activities for the District’s Pre-K Academy, Bearcat Store, Community Partners Program, and Stadium/Gym Advertising.

Fiduciary Funds – The District is the trustee, or fiduciary, for money raised by student activities and scholarships. All of the District’s fiduciary activities are reported in separate Statements of Fiduciary Net Position. We exclude these resources from the District’s other financial statements because the District cannot use them to support its operations.

Notes to the Financial Statements

The notes provide additional information that is essential to a complete understanding of the data provided in the government-wide and fund financial statements.

Required Supplementary Information

The required supplementary information includes budgetary comparison information and pension and other postemployment benefits (OPEB) information.

FINANCIAL ANALYSIS OF THE DISTRICT AS A WHOLE

The following analysis focuses on the net position (Table 1) and changes in net position (Table 2) of the District's governmental activities.

As noted earlier, net position over time may serve as a useful indicator of a government's financial position. In the case of the District, liabilities and deferred inflows of resources exceeded assets and deferred outflows of resources by \$52,578,191 at the close of the most recent fiscal year.

TABLE 1
CONDENSED SCHEDULE OF NET POSITION

	Governmental Activities		Business-type Activities		Totals	
	2024	2023	2024	2023	2024	2023
ASSETS						
Current and other assets	\$ 100,799,062	\$ 166,137,911	\$ 135,054	\$ 168,783	\$ 100,934,116	\$ 166,306,694
Capital assets	305,630,247	237,086,817	-	-	305,630,247	237,086,817
Total assets	406,429,309	403,224,728	135,054	168,783	406,564,363	403,393,511
DEFERRED OUTFLOWS OF RESOURCES						
Deferred charges for refunding	7,000,078	8,229,954	-	-	7,000,078	8,229,954
Pension/OPEB related	23,775,803	22,549,264	-	-	23,775,803	22,549,264
Total deferred outflows of resources	30,775,881	30,779,218	-	-	30,775,881	30,779,218
LIABILITIES						
Long-term liabilities	454,617,203	463,807,627	-	-	454,617,203	463,807,627
Other liabilities	17,912,309	15,501,737	11,526	49,137	17,923,835	15,550,874
Total liabilities	472,529,512	479,309,364	11,526	49,137	472,541,038	479,358,501
DEFERRED INFLOWS OF RESOURCES						
Pension/OPEB related	17,377,397	19,028,937	-	-	17,377,397	19,028,937
NET POSITION						
Net investment in capital assets	(12,075,422)	(27,003,091)	-	-	(12,075,422)	(27,003,091)
Restricted	7,212,557	5,296,900	-	-	7,212,557	5,296,900
Unrestricted	(47,838,854)	(42,628,164)	123,528	119,646	(47,715,326)	(42,508,518)
Total net position	\$ (52,701,719)	\$ (64,334,355)	\$ 123,528	\$ 119,646	\$ (52,578,191)	\$ (64,214,709)

A large portion of the District's deficit net position, (\$12,075,422), reflects the District's net investment in capital assets (e.g., land, buildings, furniture and equipment, and accumulated depreciation), less any related debt used to acquire those assets that is still outstanding. The District uses these capital assets to provide services to students; consequently, these assets are not available for future spending. Although the District's investment in its capital assets is reported net of related debt, it should be noted that the resources needed to repay this debt must be provided from other sources, since the capital assets themselves cannot be used to liquidate these liabilities. The District's net investment in capital assets is a deficit primarily due to the long-term debt used to finance some of the District's capital assets maturing after capital assets are depreciated.

An additional portion of the District's net position, \$7,212,557, represents resources that are subject to external restrictions on how they may be used. The remaining balance of unrestricted net position, (\$47,715,326), is a deficit. This is not an indication that the District has insufficient resources available to meet financial obligations next year, but rather the result of having long-term commitments that are more than currently available resources.

At the end of the current fiscal year, the District did not report positive balances in net investment in capital assets and unrestricted net position, and the same held true for the prior fiscal year.

The prior year balances in the table above have not been restated for the change in accounting principle.

TABLE 2
CONDENSED SCHEDULE OF CHANGES IN NET POSITION

	Governmental Activities		Business-type Activities		Totals	
	2024	2023	2024	2023	2024	2023
REVENUES						
Program revenues:						
Charges for services	\$ 5,089,393	\$ 4,448,409	\$ 932,948	\$ 786,465	\$ 6,022,341	\$ 5,234,874
Operating grants and contributions	13,178,966	8,312,602	-	-	13,178,966	8,312,602
General revenues:						
Maintenance and operations taxes	44,613,377	49,050,545	-	-	44,613,377	49,050,545
Debt service taxes	26,466,187	22,103,644	-	-	26,466,187	22,103,644
State aid - formula grants	28,544,932	19,893,204	-	-	28,544,932	19,893,204
Grants and contributions not restricted	206,142	129,538	-	-	206,142	129,538
Investment earnings	7,676,876	2,857,846	-	-	7,676,876	2,857,846
Miscellaneous local & intermediate revenue	217,939	350,334	-	-	217,939	350,334
Transfers	(66,499)	(142,419)	66,499	142,419	-	-
Total revenues	<u>125,927,313</u>	<u>107,003,703</u>	<u>999,447</u>	<u>928,884</u>	<u>126,926,760</u>	<u>107,932,587</u>
EXPENSES						
Instruction	62,856,821	54,035,353	-	-	62,856,821	54,035,353
Instructional resources and media services	931,760	943,287	-	-	931,760	943,287
Curriculum and staff development	910,749	1,021,447	-	-	910,749	1,021,447
Instructional leadership	993,122	1,014,740	-	-	993,122	1,014,740
School leadership	5,055,434	4,992,568	-	-	5,055,434	4,992,568
Guidance, counseling, and evaluation services	3,933,993	3,486,965	-	-	3,933,993	3,486,965
Health services	832,364	807,696	-	-	832,364	807,696
Student (pupil) transportation	4,549,620	4,563,466	-	-	4,549,620	4,563,466
Food service	4,242,655	3,792,181	-	-	4,242,655	3,792,181
Extracurricular activities	3,767,676	3,501,808	-	-	3,767,676	3,501,808
General administration	3,715,153	3,244,072	-	-	3,715,153	3,244,072
Facilities maintenance and operations	10,774,574	11,716,815	-	-	10,774,574	11,716,815
Security and monitoring services	3,379,205	1,171,540	-	-	3,379,205	1,171,540
Data processing services	2,762,499	2,388,425	-	-	2,762,499	2,388,425
Community services	81,062	21,349	-	-	81,062	21,349
Debt Service	14,958,462	11,086,810	-	-	14,958,462	11,086,810
Contracted instructional services between schools	716,726	444,627	-	-	716,726	444,627
Other intergovernmental charges	917,995	903,105	-	-	917,995	903,105
Aledo ISD Pre-K Academy	-	-	810,426	780,586	-	-
Aledo ISD Bearcat Store	-	-	125,310	93,171	-	-
Community Partners	-	-	-	3,547	-	-
Stadium/gym advertising	-	-	59,829	54,022	59,829	54,022
Total expenses	<u>125,379,870</u>	<u>109,136,254</u>	<u>995,565</u>	<u>931,326</u>	<u>125,439,699</u>	<u>109,190,276</u>
CHANGE IN NET POSITION	547,443	(2,132,551)	3,882	(2,442)	551,325	(2,134,993)
NET POSITION, BEGINNING	<u>(64,334,355)</u>	<u>(62,201,804)</u>	<u>119,646</u>	<u>122,088</u>	<u>(64,214,709)</u>	<u>(62,079,716)</u>
CHANGE IN ACCOUNTING PRINCIPLE	<u>11,085,193</u>	<u>-</u>	<u>-</u>	<u>-</u>	<u>11,085,193</u>	<u>(62,079,716)</u>
NET POSITION, ENDING	<u>\$ (52,701,719)</u>	<u>\$ (64,334,355)</u>	<u>\$ 123,528</u>	<u>\$ 119,646</u>	<u>\$ (52,578,191)</u>	<u>\$ (64,214,709)</u>

The District's net position increased by \$11,636,518 from the prior fiscal year. This change is primarily due to a change in accounting principle.

The prior year balances in the table above have not been restated for the change in accounting principle.

GOVERNMENTAL FUNDS FINANCIAL ANALYSIS

General Fund revenue increased \$4,101,915 from the prior year due to changes to state funding based on increased student attendance, and an increase in the value of taxable property. General Fund expenditures increased by \$3,750,003 due primarily to additional staffing costs associated with increased student enrollment, general pay increase for employees, an increase in the District contribution to employee medical coverage, additional cost of the District's property/casualty coverage, and an increase in the District's Chapter 49 payment to the Texas Education Agency. The net decrease to fund balance was \$2,443,949.

The Debt Service Fund had an increase in revenue of \$6,766,987 from the previous year due to increased value of taxable property. There was an increase of \$6,748,258 in expenditures from the previous year due to debt obligations. The net increase to fund balance was \$1,097,169.

The Capital Projects Fund had an increase in revenue of \$4,744,998. Expenditures in the Capital Projects Fund increased by \$53,493,413, primarily due to increased spending on multiple capital projects in progress. The net decrease to fund balance was \$67,279,984, caused by significant capital spending.

GENERAL FUND BUDGETARY HIGHLIGHTS

Over the course of the year, the Board of Trustees revised the District's budget several times. These budget amendments fall into three categories:

- 1) Amendments and supplemental appropriations that were approved shortly after the beginning of the year and reflect the actual beginning balances (versus the amounts we originally estimated).
- 2) Amendments to reflect unanticipated costs when developing the original budget. This type of amendment added \$1,259,471 to the original budget.
- 3) Amendments to move funds from programs that did not need all the resources originally appropriated to programs with resource needs.

The District's actual General Fund balance of \$23,709,639 differs from the General Fund's budgetary fund balance of \$21,780,277. The difference is primarily due to actual local and intermediate revenues exceeding budgeted local and intermediate revenues by \$344,487 and actual expenditures being less than budgeted expenditures by \$1,047,809.

FUND BALANCES

Fund balance is the accumulated excess of revenues over expenditures during the life of a school District. At any given point, the amount in fund balance represents the difference between governmental fund assets and liabilities. Although fund balance may change drastically during the business cycle of a school District, the standard measuring point is at the fiscal year end.

The amount maintained in fund balance is critical. First, such balances indicate financial stability. This is especially important when the District issues bonds. Second, by maintaining this balance at August 31, operations can continue without requiring debt until state funds and taxes are received. State funds are generally received in the first three and last five months of the fiscal year. Local property taxes are received primarily from early October through the end of January. The Appraisal District mails tax statements in early October.

The District records five types of fund balance categories. The non-spendable portion of General fund balance may be comprised of inventories and prepaid items that cannot be converted to cash and spent. Restricted fund balance is the amount that is restricted to a specific purpose. The constraint on the use of these funds is externally imposed by creditors, grantors, contributors, laws and regulations. Committed fund balance is the amount that can only be used for specific purposes that the Board of Trustees determines through formal action. Assigned fund balance is the amount that the District intends to use on a specific purpose. The Superintendent or designee has the authority to assign fund balance and does not need formal board approval. The remaining fund balance is unassigned and may be used for any purpose without constraints.

The General Fund unassigned fund balance of \$19,920,559 is equivalent to approximately 2.9 months of expenditures. A shortfall in unassigned fund balance could increase the likelihood that the District would be required to enter the short-term debt market to pay for current operating expenditures.

CAPITAL ASSET AND DEBT ADMINISTRATION

Capital Assets

The District's investments in capital assets for its governmental activities at the end of this fiscal year amounts to \$305,630,247 (net of accumulated depreciation) for a net increase of \$57,801,238 from last year, including the change in accounting principle. This investment in capital assets includes land, buildings and improvements, furniture and equipment, and construction-in-progress.

More detailed information about the District’s capital assets is presented in the notes to the financial statements. The prior year balances in the table below have not been restated for the change in accounting principle.

	Governmental Activities	
	2024	2023
Land	\$ 15,609,046	\$ 14,842,989
Construction in progress	7,877,034	90,360,129
Buildings and improvements	365,277,092	228,187,313
Furniture and equipment	43,758,117	17,399,966
Less depreciation	<u>(126,891,042)</u>	<u>(113,703,580)</u>
Totals	<u>\$305,630,247</u>	<u>\$237,086,817</u>

Debt

At year-end, the District had \$414,945,654 in long-term debt for a net decrease of \$14,998,247, primarily due to current year debt service payments.

	Governmental Activities	
	2024	2023
Bonds payable	\$372,659,929	\$385,866,332
Accreted interest	6,209,710	6,313,858
Unamortized premium/(discount)	<u>36,076,015</u>	<u>37,763,711</u>
Total bonds payable	<u>\$414,945,654</u>	<u>\$429,943,901</u>

ECONOMIC FACTORS AND NEXT YEAR’S BUDGETS AND RATES

- The District’s 2023-2024 student attendance rate increased to 95.41% from 95.23% in 2022-2023. Although there was an increase in the student attendance rate, attendance rates have not returned to the levels the District experienced prior to the COVID-19 pandemic.
- The District’s 2023-2024 student enrollment growth was 304 students, a 3.87% increase.
- The 2023 certified taxable value of all property in the District was \$6,300,390,060, an increase in value of \$939.90 million, or 17.53%, from the 2022 certified taxable value. As 2023 was a re-appraisal year, approximately 50% of this tax value increase was attributable to new construction and/or development with the remaining 50% increase attributable to re-appraisal of existing property.
- Following is the outlook for the 2024-2025 fiscal year:
 - The continued uncertainty to district operations created by the changes in student attendance patterns as a result of the COVID-19 pandemic, as well as no additional funding from the Texas Legislature, led the District to be conservative with the budget assumptions and/or projections used for the development of the District’s 2024-2025 budget. For instance, the projected average daily attendance was reduced because of the changes with student attendance trends the District has experienced and the slowdown in new housing construction in the District.
 - The most recent demographic projection of student enrollment growth (low growth scenario) forecasts an additional 245 students, a 3.00% increase from the Fall 2023 PEIMS submission.
 - The 2024 certified taxable value of all property in the District was \$6,867,156,827, an increase in value of \$566.77 million, or 9.00% from the 2023 certified value. As 2024 was not a re-appraisal year, all of this tax value increase was attributable to new construction and/or development.

- The 2024-2025 Maintenance and Operations tax rate was adopted at \$0.7552 per \$100 valuation, a decrease of \$0.0023 from the 2023-2024 rate of \$0.7575. The 2024-2025 Debt Service tax rate remained unchanged at \$0.4500 per \$100 valuation. The District's 2024-2025 total tax rate is \$1.2052 per \$100 valuation.
- Due to the increase in certified taxable property value, 2024-2025 budgeted current year local tax revenues in the General Fund increased by \$1,082,875 to \$48,089,357. Budgeted state revenues and other revenue resources increased to \$33,864,324 primarily because of the public school finance changes in House Bill 3 and House Bill 1525, projected student enrollment growth, and increased interest income earnings and fees. This results in total 2024-2025 budgeted General Fund revenues of \$81,953,681 with General Fund expenditures budgeted at \$82,714,770. The increase in General Fund expenditures is primarily attributable to the costs associated with the opening of Lynn McKinney Elementary School and additional cost for the District's property/casualty coverage.
- Due to the increase in taxable property value, while maintaining the same Debt Service tax rate, 2024-2025 budgeted local revenues in the Debt Service Fund increased to \$29,143,332 while budgeted state revenues increased to \$2,800,000. Budgeted Debt Service Fund expenditures increased to \$31,943,332. The fund balance in the Debt Service Fund is projected to remain stable at \$4,642,862.
- Due to the increase in the District's certified property taxable value, the District called for redemption prior to maturity \$3,155,000 of Aledo ISD Unlimited Tax Refunding Bonds Series 2016. This amount is included in the 2024-2025 Debt Service Fund budgeted expenditure amount stated in the item above. This redemption prior to maturity will save the District and its taxpayers \$2,599,750 in future interest costs.

CONTACTING THE DISTRICT'S FINANCIAL MANAGEMENT

This financial report is designed to provide our citizens, taxpayers, customers, investors and creditors with a general overview of the District's finances as well as demonstrate accountability for funds the District receives. Questions concerning any of the information provided in this report or requests for additional information should be addressed to the Business Office, at Aledo ISD, 1008 Bailey Ranch Road, Aledo, Texas 76008.

BASIC FINANCIAL STATEMENTS

THIS PAGE LEFT BLANK INTENTIONALLY

ALEDO INDEPENDENT SCHOOL DISTRICT

STATEMENT OF NET POSITION

AUGUST 31, 2024

Data Control Codes	Primary Government			
	1	2	3	
	Governmental Activities	Business-type Activities	Total	
ASSETS				
1110	Cash and cash equivalents	\$ 94,461,926	\$ 116,793	\$ 94,578,719
1220	Property taxes receivable (delinquent)	1,476,833	-	1,476,833
1230	Allowance for uncollectible taxes	(712,149)	-	(712,149)
1240	Due from other governments	5,234,228	-	5,234,228
1260	Internal balances	(4,181)	4,181	-
1290	Other receivables	5,755	-	5,755
1300	Inventories	147,570	14,080	161,650
1410	Prepaid items	189,080	-	189,080
	Capital assets:			
1510	Land	15,609,046	-	15,609,046
1520	Buildings and improvements, net	256,345,903	-	256,345,903
1530	Furniture and equipment, net	25,798,264	-	25,798,264
1580	Construction in progress	7,877,034	-	7,877,034
1000	Total assets	<u>406,429,309</u>	<u>135,054</u>	<u>406,564,363</u>
DEFERRED OUTFLOWS OF RESOURCES				
1701	Deferred charge for refunding	7,000,078	-	7,000,078
1705	Deferred outflows related to NPL	13,853,440	-	13,853,440
1706	Deferred outflows related to OPEB	9,922,363	-	9,922,363
1700	Total deferred outflows of resources	<u>30,775,881</u>	<u>-</u>	<u>30,775,881</u>
LIABILITIES				
2110	Accounts payable	10,040,756	11,526	10,052,282
2140	Interest payable	732,647	-	732,647
2150	Payroll deductions and withholding payable	668,202	-	668,202
2160	Accrued wages payable	4,546,078	-	4,546,078
2180	Due to other governments	1,624,450	-	1,624,450
2200	Accrued expenses	100,062	-	100,062
2300	Unearned revenue	200,114	-	200,114
	Noncurrent liabilities:			
2501	Due within one year			
	Long-term debt	14,025,000	-	14,025,000
2502	Due in more than one year			
	Long-term debt	400,920,654	-	400,920,654
2540	Net pension liability	28,406,052	-	28,406,052
2545	Net OPEB liability	11,265,497	-	11,265,497
2000	Total liabilities	<u>472,529,512</u>	<u>11,526</u>	<u>472,541,038</u>
DEFERRED INFLOWS OF RESOURCES				
2605	Deferred inflows related to NPL	1,001,452	-	1,001,452
2606	Deferred inflows related to OPEB	16,375,945	-	16,375,945
2600	Total deferred inflows of resources	<u>17,377,397</u>	<u>-</u>	<u>17,377,397</u>
NET POSITION				
3200	Net investment in capital assets	(12,075,422)	-	(12,075,422)
	Restricted:			
3820	Federal and state programs	1,705,208	-	1,705,208
3850	Debt service	5,507,349	-	5,507,349
3900	Unrestricted	(47,838,854)	123,528	(47,715,326)
3000	Total net position	<u>\$ (52,701,719)</u>	<u>\$ 123,528</u>	<u>\$ (52,578,191)</u>

The accompanying notes are an integral part of this financial statement.

ALEDO INDEPENDENT SCHOOL DISTRICT

STATEMENT OF ACTIVITIES

FOR THE YEAR ENDED AUGUST 31, 2024

Data Control Codes	Functions/Programs	1 Expenses	Program Revenues	
			3 Charges for Services	4 Operating Grants and Contributions
Primary government:				
Governmental activities:				
11	Instruction	\$ 62,856,821	\$ 1,116,428	\$ 5,515,812
12	Instructional resources and media services	931,760	-	37,996
13	Curriculum and staff development	910,749	-	151,952
21	Instructional leadership	993,122	-	57,555
23	School leadership	5,055,434	-	218,655
31	Guidance, counseling, and evaluation services	3,933,993	-	1,167,976
33	Health services	832,364	-	35,065
34	Student (pupil) transportation	4,549,620	-	218,371
35	Food service	4,242,655	2,971,119	1,438,843
36	Extracurricular activities	3,767,676	863,265	80,281
41	General administration	3,715,153	-	373,583
51	Facilities maintenance and operations	10,774,574	138,581	88,272
52	Security and monitoring services	3,379,205	-	597,270
53	Data processing services	2,762,499	-	64,421
61	Community services	81,062	-	50,274
72	Debt Service - interest on long-term debt	14,958,462	-	3,082,640
73	Debt Service - bond issuance costs and fees	-	-	-
91	Contracted instructional services between schools	716,726	-	-
99	Other intergovernmental charges	917,995	-	-
TG	Total governmental activities	<u>125,379,870</u>	<u>5,089,393</u>	<u>13,178,966</u>
Business-type activities:				
01	Aledo ISD Pre-K Academy	810,426	743,927	-
02	Aledo ISD Bearcat Store	125,310	92,503	-
03	Community Partners	-	-	-
04	Stadium/gym advertising	59,829	96,518	-
TB	Total business-type activities	<u>995,565</u>	<u>932,948</u>	<u>-</u>
TP	Total primary government	<u>\$ 126,375,435</u>	<u>\$ 6,022,341</u>	<u>\$ 13,178,966</u>
General revenues:				
Taxes:				
MT	Property taxes, levied for general purposes			
DT	Property taxes, levied for debt service			
SF	State aid - formula grants			
GC	Grants and contributions not restricted			
IE	Investment earnings			
MI	Miscellaneous local and intermediate revenue			
FR	Transfers			
TR	Total general revenues and transfers			
CN	Change in net position			
NB	Net position, beginning			
PA	Change in accounting principle			
NB	Net position, beginning, restated			
NE	Net position, ending			

Net (Expense) Revenue and Changes in Net Position		
6	7	8
Governmental Activities	Business-type Activities	Total
\$ (56,224,581)	\$ -	\$ (56,224,581)
(893,764)	-	(893,764)
(758,797)	-	(758,797)
(935,567)	-	(935,567)
(4,836,779)	-	(4,836,779)
(2,766,017)	-	(2,766,017)
(797,299)	-	(797,299)
(4,331,249)	-	(4,331,249)
167,307	-	167,307
(2,824,130)	-	(2,824,130)
(3,341,570)	-	(3,341,570)
(10,547,721)	-	(10,547,721)
(2,781,935)	-	(2,781,935)
(2,698,078)	-	(2,698,078)
(30,788)	-	(30,788)
(11,875,822)	-	(11,875,822)
-	-	-
(716,726)	-	(716,726)
(917,995)	-	(917,995)
<u>(107,111,511)</u>	<u>-</u>	<u>(107,111,511)</u>
-	(66,499)	(66,499)
-	(32,807)	(32,807)
-	-	-
<u>-</u>	<u>36,689</u>	<u>36,689</u>
<u>-</u>	<u>(62,617)</u>	<u>(62,617)</u>
<u>(107,111,511)</u>	<u>(62,617)</u>	<u>(107,174,128)</u>
44,613,377	-	44,613,377
26,466,187	-	26,466,187
28,544,932	-	28,544,932
206,142	-	206,142
7,676,876	-	7,676,876
217,939	-	217,939
<u>(66,499)</u>	<u>66,499</u>	<u>-</u>
<u>107,658,954</u>	<u>66,499</u>	<u>107,725,453</u>
547,443	3,882	551,325
(64,334,355)	119,646	(64,214,709)
<u>11,085,193</u>	<u>-</u>	<u>11,085,193</u>
<u>(53,249,162)</u>	<u>119,646</u>	<u>(53,129,516)</u>
\$ (52,701,719)	\$ 123,528	\$ (52,578,191)

ALEDO INDEPENDENT SCHOOL DISTRICT

BALANCE SHEET
GOVERNMENTAL FUNDS

AUGUST 31, 2024

Data Control Codes		10 <u>General Fund</u>	50 <u>Debt Service</u>
	ASSETS		
1110	Cash and cash equivalents	\$ 25,622,909	\$ 5,726,099
1220	Property taxes - delinquent	1,010,900	465,933
1230	Allowance for uncollectible taxes	(510,935)	(201,214)
1240	Due from other governments	2,516,087	13,932
1260	Due from other funds	3,110,159	-
1290	Other receivables	5,755	-
1300	Inventories	-	-
1410	Prepays	189,080	-
1000	Total assets	<u>31,943,955</u>	<u>6,004,750</u>
	LIABILITIES		
2110	Accounts payable	775,298	-
2150	Payroll deductions and withholdings payable	668,202	-
2160	Accrued wages payable	4,380,656	-
2170	Due to other funds	-	-
2180	Due to other governments	1,624,207	-
2200	Accrued expenditures	93,280	-
2300	Unearned revenue	192,708	-
2000	Total liabilities	<u>7,734,351</u>	<u>-</u>
	DEFERRED INFLOWS OF RESOURCES		
2601	Unavailable revenue - property taxes	499,965	264,719
2600	Total deferred inflows of resources	<u>499,965</u>	<u>264,719</u>
	FUND BALANCES		
	Nonspendable:		
3410	Inventories	-	-
3430	Prepaid items	189,080	-
	Restricted for:		
3450	Federal or state funds	-	-
3470	Capital acquisition and contractual obligation	-	-
3480	Retirement of long-term debt	-	5,740,031
3545	Committed for campus activities	-	-
3570	Assigned for expenditures for equipment	2,800,000	-
3590	Assigned for subsequent year's budget	800,000	-
3600	Unassigned fund balance	19,920,559	-
3000	Total fund balances	<u>23,709,639</u>	<u>5,740,031</u>
4000	Total liabilities, deferred inflows of resources and fund balances	<u>\$ 31,943,955</u>	<u>\$ 6,004,750</u>

60		98
Capital Projects	Other Funds	Total Governmental Funds
\$ 60,039,039	\$ 3,073,879	\$ 94,461,926
-	-	1,476,833
-	-	(712,149)
-	2,704,209	5,234,228
119,120	-	3,229,279
-	-	5,755
-	147,570	147,570
-	-	189,080
<u>60,158,159</u>	<u>5,925,658</u>	<u>104,032,522</u>
8,810,726	454,732	10,040,756
-	-	668,202
-	165,422	4,546,078
392,624	2,840,836	3,233,460
-	243	1,624,450
-	6,782	100,062
-	7,406	200,114
<u>9,203,350</u>	<u>3,475,421</u>	<u>20,413,122</u>
-	-	764,684
-	-	764,684
-	147,570	147,570
-	-	189,080
-	1,705,208	1,705,208
50,954,809	-	50,954,809
-	-	5,740,031
-	597,459	597,459
-	-	2,800,000
-	-	800,000
-	-	19,920,559
<u>50,954,809</u>	<u>2,450,237</u>	<u>82,854,716</u>
<u>\$ 60,158,159</u>	<u>\$ 5,925,658</u>	<u>\$ 104,032,522</u>

THIS PAGE LEFT BLANK INTENTIONALLY

ALEDO INDEPENDENT SCHOOL DISTRICT

RECONCILIATION OF THE GOVERNMENTAL FUNDS BALANCE SHEET TO
THE STATEMENT OF NET POSITION

AUGUST 31, 2024

Total fund balances - governmental funds	\$ 82,854,716
1 Capital assets used in governmental activities are not financial resources and therefore are not reported in governmental funds.	305,630,247
2 Uncollected property taxes and penalties and interest are reported as deferred inflows in the governmental funds balance sheet, but are recognized as revenue in the statement of activities.	764,684
3 Long-term liabilities, including bonds payable, are not due and payable in the current period and therefore are not reported in the funds. Losses on refunding of bonds and the premium on issuance of bonds payable are netted against the long-term liabilities in the statement of net position.	(407,945,576)
4 Interest payable is not due and payable in the current period and, therefore is not reported as a liability in the governmental funds.	(732,647)
5 Included in the items related to debt is the recognition of the District's proportionate share of net pension liability required by GASB 68. The net position related to TRS included a deferred resource outflow in the amount of \$13,853,440, a deferred resource inflow in the amount of \$1,001,452, and a net pension liability in the amount of \$28,406,052. This resulted in a decrease in net position.	(15,554,064)
6 Included in the items related to debt is the recognition of the District's proportionate share of net OPEB liability required by GASB 75. The net position related to TRS included a deferred resource outflow in the amount of \$9,922,363, a deferred resource inflow in the amount of \$16,375,945, and a net OPEB liability in the amount of \$11,265,497. This resulted in a decrease in net position.	<u>(17,719,079)</u>
19 Net position of governmental activities	<u>\$ (52,701,719)</u>

ALEDO INDEPENDENT SCHOOL DISTRICT

STATEMENT OF REVENUES, EXPENDITURES AND CHANGES IN FUND BALANCES
GOVERNMENTAL FUNDS

FOR THE YEAR ENDED AUGUST 31, 2024

Data Control Codes		10	50
		General Fund	Debt Service
	REVENUES		
5700	Local and intermediate sources	\$ 47,468,969	\$ 26,942,209
5800	State program revenues	32,928,151	3,082,640
5900	Federal program revenues	<u>305,966</u>	<u>-</u>
5020	Total revenues	<u>80,703,086</u>	<u>30,024,849</u>
	EXPENDITURES		
	Current:		
0011	Instruction	47,752,945	-
0012	Instructional resources and media services	832,882	-
0013	Curriculum and instructional staff development	709,749	-
0021	Instructional leadership	966,270	-
0023	School leadership	4,460,540	-
0031	Guidance, counseling, and evaluation services	2,703,040	-
0033	Health services	810,504	-
0034	Student (pupil) transportation	3,876,706	-
0035	Food service	133,840	-
0036	Extracurricular activities	3,472,751	-
0041	General administration	3,507,117	-
0051	Facilities maintenance and operations	9,196,710	-
0052	Security and monitoring services	980,574	-
0053	Data processing services	2,029,533	-
0061	Community services	61,609	-
	Debt Service:		
0071	Principal on long-term debt	-	13,930,000
0072	Interest on long-term debt	-	14,986,567
0073	Bond issuance cost and fees	-	11,113
	Capital Outlay:		
0081	Facilities acquisition and construction	44,056	-
	Intergovernmental:		
0091	Contracted instructional services between schools	716,726	-
0099	Other intergovernmental	<u>917,995</u>	<u>-</u>
6030	Total expenditures	<u>83,173,547</u>	<u>28,927,680</u>
1100	EXCESS (DEFICIENCY) OF REVENUES OVER (UNDER) EXPENDITURES	(2,470,461)	1,097,169
	OTHER FINANCING SOURCES (USES)		
7912	Sale of capital assets	93,011	-
8911	Transfers out	<u>(66,499)</u>	<u>-</u>
7080	Total other financing sources (uses)	<u>26,512</u>	<u>-</u>
1200	NET CHANGE IN FUND BALANCES	(2,443,949)	1,097,169
0100	FUND BALANCES, BEGINNING	<u>26,153,588</u>	<u>4,642,862</u>
3000	FUND BALANCES, ENDING	<u>\$ 23,709,639</u>	<u>\$ 5,740,031</u>

60	Other	98
Capital Projects	Funds	Total Governmental Funds
\$ 5,389,156	\$ 3,999,742	\$ 83,800,076
-	1,689,706	37,700,497
-	4,523,831	4,829,797
<u>5,389,156</u>	<u>10,213,279</u>	<u>126,330,370</u>
6,985,939	3,673,709	58,412,593
-	78,658	911,540
-	140,832	850,581
-	-	966,270
-	-	4,460,540
-	1,045,580	3,748,620
-	-	810,504
49,633	12,260	3,938,599
15,671	3,919,528	4,069,039
206,112	23,900	3,702,763
-	18,384	3,525,501
2,844,261	-	12,040,971
3,330,440	994,247	5,305,261
3,678,769	-	5,708,302
-	6,512	68,121
-	-	13,930,000
-	-	14,986,567
-	-	11,113
55,558,315	-	55,602,371
-	-	716,726
-	-	917,995
<u>72,669,140</u>	<u>9,913,610</u>	<u>194,683,977</u>
(67,279,984)	299,669	(68,353,607)
-	-	93,011
-	-	(66,499)
-	-	26,512
(67,279,984)	299,669	(68,327,095)
<u>118,234,793</u>	<u>2,150,568</u>	<u>151,181,811</u>
\$ <u>50,954,809</u>	\$ <u>2,450,237</u>	\$ <u>82,854,716</u>

THIS PAGE LEFT BLANK INTENTIONALLY

ALEDO INDEPENDENT SCHOOL DISTRICT

RECONCILIATION OF THE STATEMENT OF REVENUES, EXPENDITURES AND CHANGES IN FUND BALANCES OF GOVERNMENTAL FUNDS TO THE STATEMENT OF ACTIVITIES

FOR THE YEAR ENDED AUGUST 31, 2024

Net change in fund balances - total governmental funds	\$ (68,327,095)
Governmental funds report capital outlays as expenditures. However, in the statement of activities, the cost of those assets is allocated over their estimated useful life as depreciation expense. This is the amount by which depreciation exceeded capital outlays in the current period.	57,458,237
Revenues in the statement of activities that do not provide current financial resources are not reported as revenue in the funds.	376,827
The issuance of long-term debt provides current financial resources to governmental funds, while the repayment of the principal of long-term debt consumes the current financial resources of governmental funds. Neither transaction, however, has any effect on net position. Also, governmental funds report the effect of issuance costs, premiums, discounts, and similar items when debt is first issued, whereas these amounts are deferred and amortized in the statement of activities. This amount is the net effect of these differences in treatment of long-term debt and related items.	13,969,218
GASB 68 required that certain plan expenditures be de-expended and recorded as deferred resource outflows. These contributions made after the measurement date of the plan caused the change in ending net position to increase by \$1,949,189. Contributions made before the measurement date and during the previous fiscal year were also expended and recorded as a reduction in net pension liability. This caused a decrease in the change in net position totaling \$1,777,636. Finally, the proportionate share of the TRS pension expense on the plan as a whole had to be recorded. The net pension expense decreased the change in net position by \$4,365,294 The net result is a decrease in the change in net position.	(4,193,741)
GASB 75 required that certain plan expenditures be de-expended and recorded as deferred resource outflows. These contributions made after the measurement date of the plan caused the change in ending net position to increase by \$386,374. Contributions made before the measurement date and during the previous fiscal year were also expended and recorded as a reduction in net pension liability. This caused a decrease in the change in net position totaling \$364,619. Finally, the proportionate share of the TRS pension expense on the plan as a whole had to be recorded. The net pension expense increased the change in net position by \$1,242,242. The net result is an increase in the change in net position.	<u>1,263,997</u>
Change in net position of governmental activities	<u>\$ 547,443</u>

ALEDO INDEPENDENT SCHOOL DISTRICT

STATEMENT OF NET POSITION
 PROPRIETARY FUNDS

AUGUST 31, 2024

	Business-Type Activities
	<u>Total Enterprise Funds</u>
ASSETS	
Current assets:	
Cash and cash equivalents	\$ 116,793
Due from other funds	92,636
Inventories	<u>14,080</u>
Total assets	<u>223,509</u>
LIABILITIES	
Current liabilities:	
Accounts payable	11,526
Due to other funds	<u>88,455</u>
Total liabilities	<u>99,981</u>
NET POSITION	
Unrestricted	<u>123,528</u>
Total net position	<u>\$ 123,528</u>

ALEDO INDEPENDENT SCHOOL DISTRICT

STATEMENT OF REVENUES, EXPENSES, AND CHANGES IN NET POSITION
PROPRIETARY FUNDS

FOR THE YEAR ENDED AUGUST 31, 2024

	Business-Type Activities
	<u>Total Enterprise Funds</u>
OPERATING REVENUES	
Local and intermediate sources	\$ 929,788
State program revenues	<u>3,160</u>
Total operating revenues	<u>932,948</u>
OPERATING EXPENSES	
Payroll costs	787,072
Professional and contracted services	1,561
Supplies and materials	150,327
Other operating costs	<u>56,605</u>
Total operating expenses	<u>995,565</u>
Operating income (loss)	(62,617)
TRANSFERS	
Transfers in	<u>66,499</u>
Total transfers	<u>66,499</u>
CHANGE IN NET POSITION	3,882
NET POSITION, BEGINNING	<u>119,646</u>
NET POSITION, ENDING	<u>\$ 123,528</u>

THIS PAGE LEFT BLANK INTENTIONALLY

ALEDO INDEPENDENT SCHOOL DISTRICT

STATEMENT OF CASH FLOWS
PROPRIETARY FUNDS

FOR THE YEAR ENDED AUGUST 31, 2024

	Business-Type Activities <u>Total Enterprise Funds</u>
CASH FLOWS FROM OPERATING ACTIVITIES	
Cash received from user charges	\$ 932,948
Cash payments to employees for services	(789,500)
Cash payments for suppliers	(94,026)
Cash payments for other operating expenses	<u>(147,787)</u>
Net cash provided (used) by operating activities	<u>(98,365)</u>
CASH FLOWS FROM NON-CAPITAL FINANCING ACTIVITIES	
Transfers from other funds	<u>66,499</u>
Net cash provided (used) by non-capital financing activities	<u>66,499</u>
NET INCREASE (DECREASE) IN CASH AND EQUIVALENTS	<u>(31,866)</u>
CASH AND CASH EQUIVALENTS, BEGINNING	<u>148,659</u>
CASH AND CASH EQUIVALENTS, ENDING	<u>\$ 116,793</u>
RECONCILIATION OF OPERATING INCOME TO NET CASH PROVIDED (USED) BY OPERATING ACTIVITIES	
Net operating income (loss)	\$ (62,617)
Adjustments to reconcile operating income to net cash provided by operating activities:	
(Increase) decrease in inventories	(49)
Increase (decrease) in accrued wages payable	(2,428)
Increase (decrease) in due to other funds	(34,568)
Increase (decrease) in accounts payable	1,348
Increase (decrease) in accrued expenses	<u>(51)</u>
Net cash provided (used) by operations	<u>\$ (98,365)</u>

ALEDO INDEPENDENT SCHOOL DISTRICT

STATEMENT OF FIDUCIARY NET POSITION
FIDUCIARY FUNDS

AUGUST 31, 2024

	Private-Purpose Trust Funds	Custodial Fund
ASSETS		
Cash and cash equivalents	\$ 106,494	\$ 813,776
Total assets	<u>106,494</u>	<u>813,776</u>
LIABILITIES		
Accounts payable	-	94,717
Total liabilities	<u>-</u>	<u>94,717</u>
NET POSITION		
Restricted for:		
Scholarships	106,494	-
Student groups	-	719,059
Total net position	<u>\$ 106,494</u>	<u>\$ 719,059</u>

ALEDO INDEPENDENT SCHOOL DISTRICT

STATEMENT OF CHANGES IN FIDUCIARY NET POSITION
FIDUCIARY FUNDS

FOR THE YEAR ENDED AUGUST 31, 2024

	Private-Purpose Trust Funds	Custodial Fund
ADDITIONS		
Contributions, gifts, and donations	\$ 39,610	\$ -
Earnings from temporary deposits	5,084	-
Collections from student groups	<u>-</u>	<u>1,820,347</u>
Total additions	<u>44,694</u>	<u>1,820,347</u>
DEDUCTIONS		
Payments on-behalf of student groups	-	1,605,095
Other deductions	<u>36,750</u>	<u>-</u>
Total deductions	<u>36,750</u>	<u>1,605,095</u>
NET INCREASE (DECREASE) IN FIDUCIARY NET POSITION	7,944	215,252
NET POSITION, BEGINNING	<u>98,550</u>	<u>503,807</u>
NET POSITION, ENDING	<u>\$ 106,494</u>	<u>\$ 719,059</u>

THIS PAGE LEFT BLANK INTENTIONALLY

ALEDO INDEPENDENT SCHOOL DISTRICT

NOTES TO THE FINANCIAL STATEMENTS

FOR THE YEAR ENDED AUGUST 31, 2024

I. SUMMARY OF SIGNIFICANT ACCOUNTING POLICIES

A. Reporting Entity

Aledo Independent School District (the "District") is a public educational agency operating under the applicable laws and regulations of the State of Texas. The Board of Trustees (the "Board"), a seven-member group, has governance responsibilities over all activities related to public school education within the jurisdiction of the District. The Board is elected by the public and has the exclusive power and duty to govern and oversee the management of the public schools of the District. All powers and duties not specifically delegated by statute to the Texas Education Agency ("TEA") or to the State Board of Education are reserved for the Board, and the TEA may not substitute its judgment for the lawful exercise of those powers and duties by the Board. The District receives funding from local, state and federal government sources and must comply with the requirements of those funding entities. However, the District is not included in any other governmental reporting entity and there are no component units included within the District's reporting entity.

B. Government-wide and Fund Financial Statements

The government-wide financial statements (i.e., the statement of net position and the statement of activities) report information on all of the nonfiduciary activities of the primary government. All fiduciary activities are reported only in the fund financial statements. For the most part, the effect of interfund activity has been removed from these statements. Governmental activities are supported by taxes, state foundation funds and intergovernmental revenue. Business-type activities incorporate data from the District's enterprise funds.

The statement of activities demonstrates the degree to which the direct expenses of a given function or segment are offset by program revenue. Direct expenses are those that are clearly identifiable with a specific function or segment. Program revenue includes 1) charges to customers or applicants who purchase, use, or directly benefit from goods, services or privileges provided by a given function or segment and 2) grants and contributions that are restricted to meeting the operational or capital requirements of a particular function or segment. Taxes and other items not properly included among program revenue are reported instead as general revenue.

The fund financial statements provide reports on the financial condition and results of operations for three fund categories – governmental, enterprise and fiduciary. Since the resources in the fiduciary funds cannot be used for District operations, they are not included in the government-wide statements. The District considers some governmental funds major and reports their financial condition and results of operations in a separate column.

C. Measurement Focus, Basis of Accounting, and Financial Statement Presentation

The accounting and financial reporting treatment is determined by the applicable measurement focus and basis of accounting. Measurement focus indicates the type of resources being measured such as current financial resources or economic resources. The basis of accounting indicates the timing of transactions or events for recognition in the financial statements.

The government-wide, enterprise fund and fiduciary fund financial statements are reported using the *economic resources measurement focus* and the *accrual basis of accounting*. Revenue is recorded when earned and expenses are recorded when a liability is incurred, regardless of the timing of related cash flows. Property taxes are recognized as revenue in the year for which they are levied. Grants and similar items are recognized as revenue as soon as all eligibility requirements imposed by the provider have been met.

Governmental fund financial statements are reported using the *current financial resources measurement focus* and the *modified accrual basis of accounting*. Revenue is recognized as soon as it is both measurable and available. Revenue is considered to be *available* when it is collectible within the current period or soon enough thereafter to pay liabilities of the current period. For this purpose, the government considers revenue to be available if it is collectible within 60 days of the end of the current fiscal period. Expenditures generally are recorded when a liability is incurred, as under accrual accounting. However, debt services expenditures, as well as expenditures related to claims and judgments, are recorded only when payment is due. General capital asset acquisitions are reported as expenditures in governmental funds. Issuance of long-term debt is reported as other financing sources.

Property taxes, state foundation funds, and interest associated with the current fiscal period are all considered to be susceptible to accrual and so have been recognized as revenue of the current fiscal period. Entitlements are recorded as revenue when all eligibility requirements are met, including any time requirements, and the amount received during the period or within the availability period for this revenue source (within 60 days of year-end). All other revenue items are considered to be measurable and available only when cash is received by the District.

Proprietary fund operating revenues, such as charges for services, result from exchange transactions associated with the principal activity of the fund. Exchange transactions are those in which each party receives and gives up essentially equal values. Nonoperating revenues, such as subsidies and investment earnings, result from nonexchange transactions or ancillary activities.

D. Fund Accounting

The District reports the following major governmental funds:

The **General Fund** is the District's general operating fund. It is used to account for all financial transactions except for those required to be accounted for in another fund. Major revenue sources include local property taxes and state funding under the Foundation School Program. Expenditures include all costs associated with the daily operations of the District except for costs incurred by programs accounted for in other funds. The General Fund is always considered a major fund. The General Fund is a budgeted fund, and any fund balances are considered resources for current and future operations.

The **Debt Service Fund** accounts for the resources accumulated and payments made on long-term general obligation debt of governmental funds. Revenues include collections of general property taxes, state funding under the Instructional Facilities and Existing Debt Allotments, and earnings on investments of the fund. Expenditures of the fund are for the retirement of bonds and payments of interest on the bonded debt. The fund balance represents the amount that is available for the retirement of bonds and payment of interest in the future.

The **Capital Projects Fund**, which is an unbudgeted fund, is used to account for proceeds from sales of bonds and other revenues to be used for authorized construction, renovations, and technology projects/enhancements.

In addition, the District reports the following fund types:

Governmental Funds:

Nonmajor Special Revenue Funds are used to account for specific revenue sources (other than those identified as a major fund) that are restricted or committed to expenditures for specific purposes.

Proprietary Funds:

The nonmajor enterprise Funds are designed to be self-supporting. Revenues are earned mainly from sales of services to the users outside the District.

Fiduciary Funds:

Private-Purpose Trust Funds: This fund is used to account for all trust agreements under which the principal and income benefit a specific school or group of students.

Custodial Fund: This fund accounts for activities of student groups. This accounting reflects the District's custodial relationship with student activity organizations.

E. Assets, Liabilities, Deferred Outflows/Inflows of Resources, and Net Position or Fund Balance

1. Cash and Investments

The District's cash and cash equivalents are considered to be cash on hand, demand deposits and short-term investments with original maturities of three months or less from the date of acquisition.

Investments for the District are reported at fair value, except for the position in investment pools. The District's investments in Pools are reported at the net asset value per share (which approximates fair value) even though it is calculated using the amortized cost method.

2. Inventories and Prepaid Items

Except for inventories of food commodities, the District records purchases of supplies and materials as expenditures when purchased. This method is used to avoid administrative costs that are excessive to the benefit gained and where expenditures tend to be equalized over a period of years. Inventories of food commodities used in the food service program are recorded at fair market values supplied by the Texas Department of Human Services. Although commodities are received at no cost, their fair market value is recorded as inventory and unearned revenue when received. As commodities are consumed, inventory and unearned revenues are relieved, expenditures are charged, and revenue is recognized for an equal amount.

Certain payments to vendors reflect costs applicable to future accounting periods and are recorded as prepayment in both government-wide and fund financial statements.

3. Other Receivables and Payables

These may include amounts due from local, state, and federal agencies resulting from an excess of expenditures over revenues incurred, accrued liabilities, interest payable, and accrued wages payable.

4. Capital Assets

Capital assets, which include land, buildings and improvements, furniture and equipment, and construction in progress, are reported in the applicable governmental column in the government-wide financial statements. The cost of the infrastructure (e.g., roads, bridges, sidewalks, and similar items) was initially capitalized with the building cost and is being depreciated over the same useful life as the building. Such assets are recorded at historical or estimated historical cost if purchased or constructed. Donated capital assets are recorded at acquisition value, which is the price that would be paid to acquire an asset with equivalent service potential at the acquisition date.

Capital assets are defined by the District as assets with an estimated useful life in excess of two years and an initial, individual value greater than the thresholds below based on the type of asset:

<u>Assets</u>	<u>Years</u>
Buildings and improvements	10-50
Furniture and equipment	3-15

Additionally, the District's policy is to capitalize groups of assets, regardless of the individual cost of the item, when the total cost of the group purchase exceeds \$100,000.

5. Unearned Revenues

Unearned revenues represent revenues received by the District but not yet earned and are not available for use by the District to liquidate current year liabilities. This includes the amounts below:

	<u>General</u>	<u>Nonmajor Funds</u>
Student parking fees	\$ 30,659	\$ -
Band participation fee	22,326	-
Donation - theatre stage lights	32,000	-
Other	<u>107,723</u>	<u>7,406</u>
Total	<u>\$ 192,708</u>	<u>\$ 7,406</u>

6. Long-term Obligations

In the government-wide financial statements, long-term debt and other long-term obligations are reported as liabilities in the applicable governmental activity.

Bond premiums and discounts are deferred and amortized over the life of the bonds using the straight-line method which approximates the effective interest rate method. Bonds payable are reported net of the applicable bond premium or discount. Deferred loss on refunding will be recognized as a deferred outflow of resources and amortized to interest expense over the life of the bonds. Bond issuance costs are expensed in the current period.

In the fund financial statements, governmental fund types recognize bond premiums and discounts, as well as issuance costs, during the current period. The face amount of debt issued is reported as other financing sources. Premiums received on debt issuances are reported as other financing sources while discounts on debt issuances are reported as other financing uses. Issuance costs are reported as debt service expenditures. Issuance costs are reported as debt service expenditures.

7. Deferred Outflows and Inflows of Resources

Deferred outflows and inflows of resources are reported in the financial statements as described below:

A deferred outflow of resources is a consumption of a government's net assets (a decrease in assets in excess of any related decrease in liabilities or an increase in liabilities in excess of any related increase in assets) by the government that is applicable to a future reporting period. The District had the following deferred outflows of resources:

- Deferred outflows of resources for refunding – Reported in the government-wide statement of net position, this deferred charge on refunding results from the difference in the carrying value of the refunded debt and its reacquisition price. This amount is deferred and amortized over the shorter of the life of the refunded or refunding debt.

- Deferred outflows of resources for pension – Reported in the government-wide financial statement of net position, this deferred outflow results from pension plan contributions made after the measurement date of the net pension liability, the results of differences between expected and actual experience, changes in actuarial assumptions, and the changes in proportion and difference between the employer’s contributions and the proportionate share of contributions. The deferred outflows of resources related to pensions resulting from District contributions subsequent to the measurement date will be recognized as a reduction of the net pension liability in the next fiscal year.
- Deferred outflows of resources for OPEB – Reported in the government-wide financial statement of net position, this deferred outflow results from OPEB plan contributions made after the measurement date of the net OPEB liability, changes in actuarial assumptions, the differences between projected and actual investment earnings, and changes in proportion and difference between the employer’s contributions and the proportionate share of contributions. The deferred outflows related to OPEB resulting to District contributions subsequent to the measurement date will be recognized as a reduction of the net OPEB liability in the next fiscal year.

A deferred inflow of resources is an acquisition of a government’s net assets (an increase in assets in excess of any related increase in liabilities or a decrease in liabilities in excess of any related decrease in assets) by the government that is applicable to a future reporting period. The District had three items that qualify for reporting in this category:

- Deferred inflow of resources for unavailable revenues – Reported only in the governmental funds balance sheet, for unavailable revenues from property taxes arise under the modified accrual basis of accounting. These amounts are deferred and recognized as an inflow of revenues in the period that the amounts become available. During the current year, the District recorded deferred inflow of resources as unavailable revenues – property taxes.
- Deferred inflow of resources for pensions – Reported in the government-wide financial statement of net position, these deferred inflows result from differences between expected and actual economic experience, changes in actuarial assumptions, differences between projected and actual investment earnings, as well as changes in proportion and difference between the employer’s contributions and the proportionate share of contributions.
- Deferred inflow of resources for OPEB – Reported in the government-wide financial statement of net position, these deferred inflows result from differences between expected and actual economic experience and changes in actuarial assumptions.

8. Interfund Activity

The District has activity between funds for various purposes. Any residual balances outstanding at year-end are reported as due from/to other funds. While these balances are reported in fund financial statements, certain eliminations are made in the preparation of the government-wide financial statements. Balances between funds included in governmental activities (i.e., the governmental and internal service funds) are eliminated so that only the net amount is included as internal balances in the governmental activities column.

Further, certain activity occurs during the year involving transfers of resources between funds. In fund financial statements these amounts are reported at gross amounts as transfers in/out. While reported in fund financial statements, certain eliminations are made in the preparation of the government-wide financial statements. Transfers between funds included in governmental activities are eliminated so that only the net amount is included as transfers in the governmental activities column.

9. Use of Estimates

The preparation of financial statements, in conformity with accounting principles generally accepted in the United States of America, requires management to make estimations and assumptions that affect the reported amounts of assets and liabilities at the date of the financial statements and the reported amounts of revenues and expenditures during the reporting period. Actual results could differ from those estimates.

10. Encumbrances

Encumbrance accounting, under which purchase orders, contracts, and other commitments for the expenditure of funds are recorded in the accounting system in order to reserve a portion of the applicable appropriation, is employed in the governmental fund types on the governmental fund financial statements. Encumbrances are liquidated at year end.

11. Data Control Codes

The data control codes refer to the account code structure prescribed by the Texas Education Agency (the "Agency") in the *Financial Accountability System Resource Guide*. The Agency requires school districts to display these codes in the financial statements filed with the Agency in order to ensure accuracy in building a statewide database for policy development and funding plans.

12. Fund Balances – Governmental Funds

Fund balances of the governmental funds are classified as follows:

Nonspendable – includes fund balance amounts that cannot be spent either because it is not in spendable form or because of legal or contractual requirements. Examples include inventories, long-term receivables, endowment principal, and/or prepaid/deferred items.

Restricted – the component of the spendable fund balance constrained to a specific purpose by a provider, such as a creditor, grantor, contributor, or law or regulation of other governments. Restricted fund balance includes funds for federal/state grants, long-term debt service, and other restrictions.

Committed – the component of spendable fund balance constrained to a specific purpose by the Board. A Board resolution is required to establish, modify, or rescind a fund balance commitment. Only the action that constitutes the most binding constraint of the Board can be considered a commitment for fund balance classification purposes. Committed fund balance includes funds for campus activity funds.

Assigned – the component of the spendable fund balance that is spendable or available for appropriation but has been tentatively earmarked for some specific purpose by the Board of Trustees or by an official or body to which the Board of Trustees delegates. Specific amounts that are not restricted or committed in a special revenue, capital projects, debt service, or permanent fund are assigned for purposes in accordance with the nature of their fund type or the fund's primary purpose. Assignments within the general fund convey that the intended use of those amounts is a specific purpose that is narrower than the general purposes of the District itself.

Unassigned – is the residual classification of the General Fund and includes all amounts not contained in other classifications. This portion of the total fund balance in the general fund is available to finance operating expenditures. Only the General Fund will have positive unassigned amounts. By accounting for amounts in other funds, the District has implicitly assigned the funds for purposes of those particular funds.

The District has a minimum fund balance policy as defined by their Annual Operating Budget Policy CE (Local).

13. Net Position Flow Assumption

Sometimes the District will fund outlays for a particular purpose from both restricted (e.g., restricted bond or grant proceeds) and unrestricted resources. When both restricted and unrestricted resources are available for use in a specific program or for a specific purpose, the District's normal policy is to use the restricted resource to finance its activities.

The Government-wide Statement of Net Position includes the following:

Net investment in capital assets – the component of net position that reports capital assets less both the accumulated depreciation and the outstanding balance of debt and is directly attributable to the acquisition, construction, or improvement of these capital assets.

Restricted for federal and state programs – the component of net position that reports the difference between assets and liabilities related to federal and state programs that consist of assets with constraints placed on their use by granting agencies.

Restricted for debt service – the component of net position that reports the difference between assets and liabilities adjusted on a government-wide basis that consists of assets with constraints placed on their use by the bond covenants.

Unrestricted net position – the difference between the assets and liabilities that are not reported in net investment in capital assets or restricted net position.

14. Fund Balance Flow Assumptions

Sometimes the District will fund outlays for a particular purpose from both restricted and unrestricted resources (the total of committed, assigned, and unassigned fund balance). To calculate the amounts to report as restricted, committed, assigned, and unassigned fund balance in the governmental fund financial statements a flow assumption must be made about the order in which the resources are considered to be applied. It is the District's policy to consider restricted fund balance to have been depleted before using any of the components of unrestricted fund balance. Further, when the components of unrestricted fund balance can be used for the same purpose, the committed fund balance is depleted first, followed by assigned fund balance. The unassigned fund balance is applied last.

15. Defined Benefit Pension Plan

The District participates in a cost-sharing multiple-employer defined benefit pension that has a special funding situation. The Teacher Retirement System of Texas (TRS) administers the plan. The fiduciary net position of the Teacher Retirement System of Texas (TRS) has been determined using the flow of economic resources measurement focus and full accrual basis of accounting. This includes for purposes of measuring the net pension liability, deferred outflows of resources and deferred inflows of resources related to pensions, pension expense, and information about assets, liabilities and additions to/deductions from TRS's fiduciary net position. Benefit payments (including refunds of employee contributions) are recognized when due and payable in accordance with the benefit terms. Investments are reported at fair value.

16. Other Post-Employment Benefits Plan

The fiduciary net position of the Teacher Retirement System of Texas (TRS) TRS Care Plan has been determined using the flow of economic resources measurement focus and full accrual basis of accounting. This includes for purposes of measuring the net OPEB liability, deferred outflows of resources and deferred inflows of resources related to other post-employment benefits, OPEB expense, and information about assets, liabilities and additions to/deductions from TRS Care's fiduciary net position. Benefit payments are recognized when due and payable in accordance with the benefit terms. There are no investments as this is a pay-as you-go plan and all cash is held in a cash account.

17. Property Taxes

Property taxes are levied by October 1 on the assessed value listed as of the prior January 1 for all real property and business personal property located in the District in conformity with Subtitle E, Texas Property Tax Code. Taxes are due on receipt of the tax bill and delinquent if not paid before February 1 of the year following the year in which imposed. On January 31 of each year, a tax lien attaches to property to secure the payment of all taxes, penalties, and interest ultimately imposed. Property tax revenues are considered available (1) when they become due or past due and receivable with the current period and (2) when they are expected to be collected during a 60-day period after the close of the school fiscal year.

The Board establishes the District's property tax rates annually. The authorized tax rates for property taxes assessed on January 1, 2023, were \$0.7575 and \$0.45000 per \$100 for the General Fund and Debt Service Fund, respectively, based on a net assessed valuation of \$5,853,670,890.

The District has not entered into any tax abatement agreements in compliance with Tax Code Chapter 312.

Delinquent taxes are prorated between the General Fund and Debt Service Fund based on rates adopted for the year of the levy. Allowances for uncollectible tax receivables within the General and Debt Service Funds are based on historical experience in collecting property taxes.

Current tax collections for the levy year ended August 31, 2024, were 99.7% of the year-end adjusted tax levy.

Uncollectible personal property taxes are periodically reviewed and written off by the District. The District is prohibited from writing off real property taxes without specific statutory authority from the Texas Legislature.

The District has an agreement with Parker County Appraisal District ("County") whereby the County bills and collects the District's property taxes.

Change in Accounting Principle

During fiscal year 2024, the District adopted the following new accounting guidance:

GASB Statement No. 100, *Accounting Changes and Error Corrections—an amendment of GASB Statement No. 62*, was adopted effective September 1, 2023. The primary objective of this Statement is to enhance accounting and financial reporting requirements for accounting changes and error corrections to provide more understandable, reliable, relevant, consistent, and comparable information for making decisions or assessing accountability.

II. DETAILED NOTES ON ALL FUNDS

A. Cash and Investments

The District's funds are required to be deposited and invested under the terms of a depository contract pursuant to the School Depository Act. The depository bank places approved pledged securities for safekeeping and trust with the District's agent bank in an amount sufficient to protect District funds on a day-to-day basis during the period of the contract. The pledge of approved securities is waived only to the extent of the depository bank's dollar amount of Federal Deposit Insurance Corporation ("FDIC") insurance.

Cash and deposits of the District include all amounts deposited at the District's depository bank, including demand deposits and certificates of deposit. As of year-end the District's cash deposits were entirely covered by FDIC insurance or by pledged collateral held by the District's agent bank in the District's name.

The following are investments held by the District at year-end:

<u>Investment Type</u>	<u>Rating</u>	<u>Weighted Average Maturity (Days)</u>	<u>Carrying Amount</u>	<u>Fair Value</u>
TexPool Prime	AAAm	40	\$ <u>86,348,115</u>	\$ <u>86,348,115</u>

The Public Funds Investment Act (Government Code Chapter 2256) contains specific provisions in the areas of investment practices, management reports and establishment of appropriate policies. Among other things, it requires the District to adopt, implement, and publicize an investment policy. That policy must address the following areas: (1) safety of principal and liquidity, (2) portfolio diversification, (3) allowable investments, (4) acceptable risk levels, (5) expected rates of returns, (6) maximum allowable stated maturity of portfolio investments, (7) maximum average dollar-weighted maturity allowed based on the stated maturity date for the portfolio, (8) investment staff quality and capabilities, (9) and bid solicitation preferences for certificates of deposit.

Statutes authorize the District to invest in (1) obligations of the U.S. Treasury, certain U.S. agencies, and the State of Texas and its agencies; (2) guaranteed or secured certificates of deposits issued by state and national banks domiciled in Texas; (3) obligations of states, agencies, counties, cities and other political subdivision of any state having been rated as to investment quality no less than an "A"; (4) No load money market funds with a weighted average maturity of 90 days or less; (5) fully collateralized repurchase agreements; (6) commercial paper having a stated maturity of 270 days or less from the date of issuance and is not rated less than A-1 or P-1 by two nationally recognized credit rating agencies or on nationally recognized credit agency and is fully secured by an irrevocable letter of credit; (7) secured corporate bonds rated not lower than "AA-" or the equivalent; (8) public funds investment pools; and (9) guaranteed investment contracts for bond proceeds investment only, with a defined termination date and secured by U.S. Government direct or agency obligations approved by the Texas Public Funds Investment Act in an amount equal to the bond proceeds. The Act also requires the District to have independent auditors perform test procedures related to investment practices as provided by the Act. The District is in substantial compliance with the requirements of the Act and with local policies.

The Texpool investment pool has a redemption notice period of one day and may redeem daily. The investment pool's authority may only impose restrictions on redemptions in the event of a general suspension of trading on major securities markets, general banking moratorium or national state of emergency that affects the pool's liquidity.

Additional policies and contractual provision governing investments for the District are specified below:

Credit Risk – This is the risk that a security issuer may default on an interest or principal payment. State law limits investment in local government pools to those that are rated AAA or equivalent by at least one Nationally Recognized Statistical Rating Organization (NRSRO). The District controls and monitors this risk by purchasing quality rated instruments that have been evaluated by agencies such as Standard and Poor's (S&P) or Moody's Investors Service, or by investing in public fund investment pools rated no lower than AAA or AAAm.

Custodial Credit Risk – Investments: For an investment this is the risk that, in the event of the failure of the counterparty, the District will not be able to recover the value of its investments or collateral securities that are in possession of an outside party. The District's investment in TexPool not exposed to custodial risk. External investment pools are not subject to custodial risk because investments are not evidenced by securities that exist in physical or book entry form. State law limits investments in public funds investment pools to those rated no lower than AAA or AAAm or an equivalent rating by at least one nationally recognized rating service. As of August 31, 2024, the District's investments in TexPool are rated AAAm.

Concentration of Credit Risk – To limit the risk of loss attributed to the magnitude of a government's investment in a single issuer, the District limits investments to less than 5% of its total investments. The District further limits investments in a single issuer when they would cause investments risks to be significantly greater in the governmental activities, individual major funds, aggregate non-major funds and fiduciary fund types than they are in the primary government.

Interest Rate Risk – The risk that changes in market interest rates will adversely affect the fair value of an investment. In accordance with its investment policy, the District limits the weighted average maturity of its portfolio. Management considers interest rate risk to be minimal due to the diversity and liquidity requirements imposed on the external investment pools.

B. Interfund Balances and Transfers

Interfund balances. The composition of interfund balances as of August 31, 2024, consisted of the following:

<u>Payable fund</u>	<u>Receivable fund</u>	<u>Amount</u>
Nonmajor Governmental	General Fund	\$ 2,721,716
Nonmajor Governmental	Capital Projects Fund	119,120
Capital Projects Fund	General Fund	299,988
Enterprise Funds	General Fund	88,455
Capital Projects Fund	Enterprise Funds	<u>92,636</u>
Total		<u>\$ 3,321,915</u>

Balances resulted from the lag between the dates that 1) interfund goods and services are provided on reimbursable expenditures occur, and 2) transactions are recorded in the accounting system, and 3) payments between funds are made.

Interfund transfers. Interfund transfers during fiscal year 2024 consisted of the following:

<u>Transfer From</u>	<u>Transfer To</u>	<u>Amount</u>
General Fund	Enterprise Funds	<u>\$ 66,499</u>

The transfer of \$66,499 from the General Fund to nonmajor enterprise funds was to cover operating deficits in those funds.

C. Taxes Receivable

Taxes receivable consisted of the following balances as of August 31, 2024:

	<u>General Fund</u>	<u>Debt Service Fund</u>
Property Taxes - Delinquent	\$ 1,010,900	\$ 465,933
Allowance for Uncollectible Taxes	<u>(510,935)</u>	<u>(201,214)</u>
Total	<u>\$ 499,965</u>	<u>\$ 264,719</u>

D. Capital Assets

Capital asset activity for the year ended August 31, 2024, was as follows:

	Beginning Balance*	Increases	Decreases & Reclassifications	Ending Balance
Governmental activities:				
Capital assets, not being depreciated:				
Land	\$ 14,842,989	\$ 2,167,101	\$ (1,401,044)	\$ 15,609,046
Construction in progress	90,360,129	53,195,402	(135,678,497)	7,877,034
Total capital assets, not being depreciated	105,203,118	55,362,503	(137,079,541)	23,486,080
Capital assets, being depreciated:				
Buildings and improvements	229,508,023	90,572	135,678,497	365,277,092
Furniture and equipment	29,824,536	13,933,581	-	43,758,117
Total capital assets, being depreciated	259,332,559	14,024,153	135,678,497	409,035,209
Less accumulated depreciation for:				
Buildings and improvements	(101,816,844)	(7,114,345)	-	(108,931,189)
Furniture and equipment	(14,546,823)	(3,413,030)	-	(17,959,853)
Total accumulated depreciation	(116,363,667)	(10,527,375)	-	(126,891,042)
Total capital assets, being depreciated, net	142,968,892	3,496,778	135,678,497	282,144,167
Governmental activities capital assets, net	\$ 248,172,010	\$ 58,859,281	\$ (1,401,044)	\$ 305,630,247

*The beginning balance was restated due to a change in accounting principle.

Depreciation expense was charged to governmental functions of the District as follows:

Governmental activities:	
Instruction	\$ 7,902,500
Curriculum and staff development	44,369
School leadership	471,312
Student transportation	622,437
Food services	109,757
Extracurricular activities	187,455
General administration	183,803
Plant maintenance and operations	202,626
Security and monitoring services	166,233
Data processing services	636,883
Total depreciation expense - governmental activities	\$ 10,527,375

E. Construction Commitments

Construction in progress and remaining commitments as of the end of the fiscal year are as follows:

Project	Approved Construction Budget	Construction In Progress	Completed Current Year	Estimated Remaining Commitment
Aledo Middle School Renovations & Additions	\$ 37,065,301	\$ 268,684	\$ 37,065,301	\$ -
McAnally Middle School (MS #2)	49,501,065	2,243	49,501,065	-
Lynn McKinney Elementary School (ELEM #7)	49,112,131	7,837,853	49,112,131	-
Renovations to Aledo High School	20,200,000	45,086,622	-	12,322,967
Total	\$ 155,878,497	\$ 53,195,402	\$ 135,678,497	\$ 12,322,967

F. Long-Term Liabilities

Long-term debt of the District is comprised of bonds payable, accreted interest, and premium on bonds. The following is a summary of changes in long-term debt for government activities for the year ended August 31, 2024.

	Beginning Balance	Increases	Decreases	Ending Balance	Due Within One Year
Governmental activities:					
Long-term debt					
Bonds payable	\$ 385,866,332	\$ -	\$ 13,206,403	\$ 372,659,929	\$ 13,216,929
Accreted interest	6,313,858	619,449	723,597	6,209,710	808,071
Premium on bonds	<u>37,763,711</u>	<u>-</u>	<u>1,687,696</u>	<u>36,076,015</u>	<u>-</u>
Total long-term debt	<u>429,943,901</u>	<u>619,449</u>	<u>15,617,696</u>	<u>414,945,654</u>	<u>14,025,000</u>
Net pension liability	22,417,906	8,113,829	2,125,683	28,406,052	-
Net OPEB liability	<u>11,445,820</u>	<u>261,108</u>	<u>441,431</u>	<u>11,265,497</u>	<u>-</u>
Total	<u>\$ 463,807,627</u>	<u>\$ 8,994,386</u>	<u>\$ 18,184,810</u>	<u>\$ 454,617,203</u>	<u>\$ 14,025,000</u>

Bonds Payable

Bonded indebtedness of the District is reflected in the statement of net position. Current requirements for principal and interest expenditures are accounted for in the Debt Service Fund in the fund financial statements. The District’s outstanding bonds payable contain a provision that in an event of default, outstanding amounts will be paid from the corpus of the Texas Permanent School Fund.

A summary of changes in general obligation bonds for the year ended August 31, 2024, are as follows:

Title Final Maturity Date Interest Rates	Original Issue Amount	Interest Current Year	Payable Amounts Outstanding Beginning	Issued	Retired	Accreted Interest	Payable Amounts Outstanding Ending
Series 2001 UTSB							
2032, 4.50 - 5.55%	\$ 7,418,568	\$ -	\$ 6,826,847	\$ -	\$ 470,000	\$ 367,733	\$ 6,724,580
Series 2013A UTR							
2031, 2.00 - 3.50%	8,985,000	5,025	145,000	-	45,000	-	100,000
Series 2013B UTR							
2028, 0.40 - 3.13%	16,615,000	52,863	375,000	-	125,000	-	250,000
Series 2015 UTR							
2035, 0.54 - 5.00%	13,195,000	143,800	10,316,135	-	1,775,000	177,868	8,719,003
Series 2015A UTSA							
2045, 2.00 - 5.00%	47,075,000	528,419	10,480,000	-	2,935,000	-	7,545,000
Series 2016 UTR							
2043, 2.00 - 5.00%	54,225,000	2,743,000	48,270,000	-	1,350,000	-	46,920,000
Series 2019 UTR							
2034, 2.00 - 5.00%	12,530,000	424,225	9,990,000	-	585,000	-	9,405,000
Series 2020 UTSA							
2050, 2.08 - 5.00%	133,590,000	5,104,250	132,045,000	-	2,195,000	-	129,850,000
Series 2021 UTR							
2031, 2.352 - 4.00%	62,317,250	897,862	58,037,208	-	1,970,000	73,848	56,141,056
Series 2023 UTSA							
2043, 5.00%	<u>115,695,000</u>	<u>-</u>	<u>115,695,000</u>	<u>-</u>	<u>2,480,000</u>	<u>-</u>	<u>113,215,000</u>
Total	<u>\$ 471,645,818</u>	<u>\$ 9,899,444</u>	<u>\$ 392,180,190</u>	<u>\$ -</u>	<u>\$ 13,930,000</u>	<u>\$ 619,449</u>	<u>\$ 378,869,639</u>

Debt service requirements on long-term debt at August 31, 2024, are as follows:

Year Ending August 31,	General Obligation Bonds		Total Requirements
	Principal	Interest	
2025	\$ 14,025,000	\$ 14,669,457	\$ 18,762,288
2026	9,800,000	14,252,607	19,820,144
2027	10,170,000	13,881,400	19,815,582
2028	10,595,000	13,455,400	17,412,732
2029	11,015,000	13,033,597	17,409,775
2030-2034	60,895,000	59,363,094	87,051,273
2035-2039	73,045,000	47,204,697	87,048,496
2040-2044	81,970,000	31,260,174	82,665,200
2045-2049	75,510,000	14,758,434	63,965,169
2050-2053	34,585,000	2,699,465	27,452,225
Total	381,610,000	\$ 224,578,325	\$ 606,188,325
Less: remaining accreted interest on bonds		(8,950,071)	
Bonds outstanding at August 31, 2024	\$ 372,659,929		

G. Prior Year Defeasance of Debt

In prior years and during the current year, the District issued refunding bonds for the purpose of restructuring debt cash flow requirements. Proceeds from the refunding bonds were placed in an irrevocable trust to provide for all future debt service payments on the old bonds. The old bonds are considered defeased, and accordingly, the trust account assets and liabilities are not included in the District’s financial statements. On August 31, 2024, \$53,655,000 of bonds considered defeased are still outstanding.

H. Defined Benefit Pension Plan

Plan Description. Aledo Independent School District participates in a cost-sharing multiple-employer defined benefit pension that has a special funding situation. The plan is administered by the Teacher Retirement System of Texas (TRS) and is established and administered in accordance with the Texas Constitution, Article XVI, Section 67 and Texas Government Code, Title 8, Subtitle C. The pension trust fund is a qualified pension trust under Section 401(a) of the Internal Revenue Code. The Texas Legislature establishes benefits and contribution rates within the guidelines of the Texas Constitution. The pension’s Board of Trustees does not have the authority to establish or amend benefit terms.

All employees of public, state-supported educational institutions in Texas who are employed for one-half or more of the standard workload and who are not exempted from membership under Texas Government Code, Title 8, Section 822.002 are covered by the system.

Pension Plan Fiduciary Net Position. Detailed information about the Teacher Retirement System’s fiduciary net position is available in a separately issued Annual Comprehensive Financial Report (ACFR) that includes financial statements and required supplementary information. That report may be obtained on the Internet at www.trs.texas.gov; by writing to TRS at 1000 Red River Street, Austin, TX, 78701-2698, or by calling (512) 542-6592.

Benefits Provided. TRS provides service and disability retirement, as well as death and survivor benefits, to eligible employees (and their beneficiaries) of public and higher education in Texas. The pension formula is calculated using 2.3 percent (multiplier) times the average of the five highest annual creditable salaries times years of credited service to arrive at the annual standard annuity except for members who are grandfathered, the three highest annual salaries are used.

The normal service retirement is at age 65 with 5 years of credited service or when the sum of the member's age and years of credited service equals 80 or more years. Early retirement is at age 55 with 5 years of service credit or earlier than 55 with 30 years of service credit. There are additional provisions for early retirement if the sum of the member's age and years of service credit total at least 80, but the member is less than age 60 or 62 depending on date of employment, or if the member was grandfathered in under a previous rule. There are no automatic post-employment benefit changes; including automatic COLAs. Ad hoc post-employment benefit changes, including ad hoc COLAs can be granted by the Texas Legislature as noted in the Plan description in (A) above.

Texas Government Code section 821.006 prohibits benefit improvements, if, as a result of the particular action, the time required to amortize TRS' unfunded actuarial liabilities would be increased to a period that exceeds 31 years, or, if the amortization period already exceeds 31 years, the period would be increased by such action. Actuarial implications of the funding provided in the manner are determined by the System's actuary.

Contributions. Contribution requirements are established or amended pursuant to Article 16, section 67 of the Texas Constitution which requires the Texas legislature to establish a member contribution rate of not less than 6% of the member's annual compensation and a state contribution rate of not less than 6% and not more than 10% of the aggregate annual compensation paid to members of the system during the fiscal year.

Employee contribution rates are set in state statute, Texas Government Code 825.402. The TRS Pension Reform Bill (Senate Bill 12) of the 86th Texas Legislature amended Texas Government Code 825.402 for member contributions and increased employee and employer contribution rates for fiscal years 2020 thru 2025.

	Contribution Rates	
	2023	2024
Member	8.0%	8.25%
Non-Employer Contributing Entity (State)	8.0%	8.25%
Employers	8.0%	8.25%
Current fiscal year employer contributions		\$ 2,316,854
Current fiscal year member contributions		4,748,883
2023 measurement year NECE on-behalf contributions		2,981,898

Contributors to the plan include members, employers and the State of Texas as the only non-employer contributing entity. The State is the employer for senior colleges, medical schools and state agencies including TRS. In each respective role, the State contributes to the plan in accordance with state statutes and the General Appropriations Act (GAA).

As the non-employer contributing entity for public education and junior colleges, the State of Texas contributes to the retirement system an amount equal to the current employer contribution rate times the aggregate annual compensation of all participating members of the pension trust fund during that fiscal year reduced by the amounts described below which are paid by the employers. Employers (public school, junior college, other entities or the State of Texas as the employer for senior universities and medical schools) are required to pay the employer contribution rate in the following instances:

- On the portion of the member's salary that exceeds the statutory minimum for members entitled to the statutory minimum under Section 21.402 of the Texas Education Code.
- During a new member's first 90 days of employment.
- When any part or all of an employee's salary is paid by federal funding sources, a privately sponsored source, from non-educational and general, or local funds.

- When the employing district is a public junior college or junior college district, the employer shall contribute to the retirement system an amount equal to 50% of the state contribution rate for certain instructional or administrative employees; and 100% of the state contribution rate for all other employees.

In addition to the employer contributions listed above, there are two additional surcharges an employer is subject to:

- All public schools, charter schools, and regional educational service centers must contribute 1.7 percent of the member’s salary beginning in fiscal year 2022, gradually increasing to 2 percent in fiscal year 2025.
- When employing a retiree of the Teacher Retirement System, the employer shall pay both the member contribution and the state contribution as an employment after retirement surcharge.

Actuarial Assumptions. The total pension liability in the August 31, 2022 actuarial valuation was determined using the following actuarial assumptions:

Actuarial Cost Method	Individual Entry Age Normal
Asset Valuation Method	Fair Value
Single Discount Rate	7.00%
Long-term expected Investment Rate of Return	7.00%
Inflation	2.30%
Salary Increases including inflation	2.95% to 8.95%
Payroll Growth Rate	3.00%
Ad hoc post-employment benefit changes	None

The actuarial methods and assumptions are used in the determination of the total pension liability are the same assumptions used in the actuarial valuation as of August 31, 2022. For a full description of these assumptions please see the actuarial valuation report dated November 22, 2022.

Changes Since the Prior Actuarial Valuation. The actuarial assumptions and methods have been modified since the determination of the prior year’s Net Pension Liability. These new assumptions were adopted in conjunction with an actuarial experience study. The primary assumption change was the lowering of the single discount rate from 7.25% to 7.00%.

Discount Rate. A single discount rate of 7.00 percent was used to measure the total pension liability. The single discount rate was based on the expected rate of return on plan investments of 7.00 percent. The projection of cash flows used to determine this single discount rate assumed that contributions from active members, employers and the non-employer contributing entity will be made at the rates set by the legislature during the 2019 session. It is assumed that future employer and state contributions will be 8.50 percent of payroll in fiscal year 2020 gradually increasing to 9.55 percent of payroll over the next several years. This includes all employer and state contributions for active and rehired retirees.

Based on those assumptions, the pension plan’s fiduciary net position was projected to be available to make all future benefit payments of current plan members. Therefore, the long-term expected rate of return on pension plan investments was applied to all periods of projected benefit payments to determine the total pension liability.

The long-term rate of return on pension plan investments is 7.00 percent. The long-term expected rate of return on pension plan investments was determined using a building-block method in which best-estimates ranges of expected future real rates of return (expected returns, net of pension plan investment expense and inflation) are developed for each major asset class. These ranges are combined to produce the long-term expected rate of return by weighting the expected future real rates of return by the target asset allocation percentage and by adding expected inflation. Best estimates of geometric real rates of return for each major asset class included in the System's target asset allocation as of August 31, 2023 are summarized below:

Asset Class ¹	Target Allocation ²	Long-Term Expected Arithmetic Real Rate of Return ³	Long-Term Expected Geometric Real Rate of Return
Global Equity			
U.S.	18.00%	4.00%	1.00%
Non-U.S. Developed	13.00%	4.50%	0.90%
Emerging Markets	9.00%	4.80%	0.70%
Private Equity	14.00%	7.00%	1.50%
Stable Value			
Government Bonds	16.00%	2.50%	0.50%
Absolute value	0.00%	3.60%	0.00%
Stable Value Hedge Funds	5.00%	4.10%	0.20%
Real Return			
Real Estate	15.00%	4.90%	1.10%
Energy and Natural Resources	6.00%	4.80%	0.40%
Commodities	0.00%	4.40%	0.00%
Risk Parity			
Risk Parity	8.00%	4.50%	0.40%
Leverage			
Cash	2.00%	3.70%	0.00%
Asset Allocation Leverage	-6.00%	4.40%	-0.10%
Inflation Expectation			2.30%
Volatility Drag ⁴			-0.90%
Expected Return	100.00%		8.00%

¹ Absolute return includes credit sensitive investments

² Target allocations are based on the FY 23 policy model

³ Capital Market Assumptions come from Aon Hewitt (as of 8/31/23)

⁴ The volatility drag results from the conversion between arithmetic and geometric mean returns.

Discount Rate Sensitivity Analysis. The following table presents the Net Pension Liability of the plan using the discount rate of 7.00%, and what the net pension liability would be if it were calculated using a discount rate that is one percentage point lower (6.00%) or one percentage point higher (8.00%) than the current rate.

	1% Decrease in Discount Rate (6.00%)	Discount Rate (7.00%)	1% Increase in Discount Rate (8.00%)
District's proportionate share of the net pension liability:	\$ 42,468,620	\$ 28,406,052	\$ 16,713,018

Pension Liabilities, Pension Expense, and Deferred Outflows of Resources and Deferred Inflows of Resources Related to Pensions. At August 31, 2024, the District reported a liability of \$28,406,052 for its proportionate share of the TRS's net pension liability. This liability reflects a reduction for State pension support provided to the District. The amount recognized by the District as its proportionate share of the net pension liability, the related State support, and the total portion of the net pension liability that was associated with the District were as follows:

District's Proportionate share of the collective net pension liability	\$	28,406,052
State's proportionate share that is associated with the District		<u>39,847,882</u>
Total	\$	<u>68,253,934</u>

The net pension liability was measured as of August 31, 2022 and rolled forward to August 31, 2023 and the total pension liability used to calculate the net pension liability was determined by an actuarial valuation as of that date. The employer's proportion of the net pension liability was based on the employer's contributions to the pension plan relative to the contributions of all employers to the plan for the period September 1, 2022 thru August 31, 2023.

At August 31, 2023, the employer's proportion of the collective net pension liability was 0.0413537727%, which was an increase of 0.0035924837% from its proportion measured as of August 31, 2022.

For the year ended August 31, 2024, the District recognized pension expense of \$12,159,615 and revenue of \$6,016,685 for support provided by the State.

At August 31, 2024, the District reported its proportionate share of the TRS deferred outflows of resources and deferred inflows of resources related to pensions from the following sources:

	Deferred Outflows of Resources	Deferred Inflows of Resources
Differences between expected and actual economic experience	\$ 1,012,117	\$ 343,966
Changes in actuarial assumptions	2,686,656	657,486
Differences between projected and actual investment earnings	4,133,770	-
Changes in proportion and differences between the employer's contributions and the proportionate share of contributions	4,071,708	-
Contributions paid to TRS subsequent to the measurement date	<u>1,949,189</u>	<u>-</u>
Total	<u>\$ 13,853,440</u>	<u>\$ 1,001,452</u>

The amounts reported as contributions made subsequent to the measurement date will be included in pension expense in the next fiscal year. The other net amounts of the employer's balances of deferred outflows and inflows of resources related to pensions will be recognized in pension expense as follows:

For the Year Ended August 31:	Pension Expense
2025	\$ 2,684,207
2026	1,892,624
2027	4,355,068
2028	1,671,961
2029	298,939

I. Defined Other Post-Employment Benefit Plans

Plan Description. Aledo Independent School District participates in the Texas Public School Retired Employees Group Insurance Program (TRS-Care). It is a multiple-employer, cost-sharing defined Other Post-Employment Benefit (OPEB) plan that has a special funding situation. The TRS-Care program was established in 1986 by the Texas Legislature.

OPEB Plan Fiduciary Net Position. Detail information about the TRS-Cares fiduciary net position is available in the separately issued TRS Annual Comprehensive Financial Report that includes financial statements and required supplementary information. That report may be obtained on the TRS website at www.trs.state.tx.us; by writing to TRS at 1000 Red River Street, Austin, TX 78701-2698; or by calling (512) 542-6592.

Benefits Provided. TRS-Care provides health insurance coverage to retirees from public schools, charter schools, regional education service centers and other educational districts who are members of the TRS pension plan. Optional dependent coverage is available for an additional fee.

Eligible non-Medicare retirees and their dependents may enroll in TRS-Care Standard, a high-deductible health plan. Eligible Medicare retirees and their dependents may enroll in the TRS-Care Medicare Advantage medical plan and the TRS-Care Medicare Rx prescription drug plan. To qualify for TRS-Care coverage, a retiree must have at least 10 years of service credit in the TRS pension system. There are no automatic post-employment benefit changes; including automatic COLAs.

The premium rates for retirees are reflected in the following table.

	TRS-Care Monthly for Retirees	
	Medicare	Non-Medicare
Retiree or surviving spouse	\$ 135	\$ 200
Retiree and spouse	529	689
Retiree, spouse and children	468	408
Retiree and family	1,020	999

Contributions. Contribution rates for the TRS-Care plan are established in state statute by the Texas Legislature, and there is no continuing obligation to provide benefits beyond each fiscal year. The TRS-Care plan is currently funded on a pay-as-you-go basis and is subject to change based on available funding. Funding for TRS-Care is provided by retiree premium contributions and contributions from the state, active employees, and school districts based upon public school district payroll. The TRS Board of trustees does not have the authority to set or amend contribution rates.

Texas Insurance Code, section 1575.202 establishes the state’s contribution rate which is 1.25% of the employee’s salary. Section 1575.203 establishes the active employee’s rate which is .65% of pay. Section 1575.204 establishes an employer contribution rate of not less than 0.25% or not more than 0.75% of the salary of each active employee of the public school or charter school. The actual employer contribution rate is prescribed by the Legislature in the General Appropriations Act.

The following table shows contributions to the TRS-Care plan by type of contributor.

	Contributions Rates	
	2023	2024
Active employee	0.65%	0.65%
Non-Employer Contributing Entity (State)	1.25%	1.25%
Employers	0.75%	0.75%
Federal/Private Funding Remitted by Employers	1.25%	1.25%
Current fiscal year employer contributions		\$ 459,542
Current fiscal year member contributions		375,814
2023 measurement year NECE on-behalf contributions		532,654

In addition to the employer contributions listed above, there is an additional surcharge all TRS employers are subject to (*regardless of whether or not they participate in the TRS Care OPEB program*). When employers hire a TRS retiree, they are required to pay to TRS Care, a monthly surcharge of \$535 per retiree.

TRS-Care received supplemental appropriations from the State of Texas as the Non-Employer Contributing Entity in the amount of \$83 million in fiscal year 2022 from the Federal Rescue Plan Act (ARPA) to help defray Covid-19-related health care costs during fiscal year 2022.

Actuarial Assumptions. The actuarial valuation was performed as of August 31, 2022. Update procedures were used to roll forward the Total OPEB Liability to August 31, 2023.

The actuarial valuation of the OPEB plan offered through TRS-Care is similar to the actuarial valuation performed for the pension plan, except that the OPEB valuation is more complex. The demographic assumptions were developed in the experience study performed for TRS for the period ending August 31, 2017.

The following assumptions and other inputs used for members of TRS-Care are based on an established pattern of practice and are identical to the assumptions used in the August 31, 2022 TRS pension actuarial valuation that was rolled forward to August 31, 2023:

Rates of Mortality	Rates of Disability
Rates of Retirement	General Inflation
Rates of Termination	Wage Inflation

The active mortality rates were based on 90 percent of the RP-2014 Employee Mortality Tables for males and females. The post-retirement mortality rates for healthy lives were based on the 2018 TRS of Texas Healthy Pensioner Mortality Tables, with full generational projection using the ultimate improvement rates from the mortality projection scale MP-2018.

Additional Actuarial Methods and Assumptions

Valuation Date	August 31, 2022 rolled forward to August 31, 2023
Actuarial Cost Method	Individual Entry Age Normal
Inflation	2.30%
Discount Rate	4.13% as of August 31, 2022
Aging Factors	Based on plan specific experience
Expenses	Third-party administrative expenses related to the delivery of health care benefits are included in the age-adjusted claim costs
Projected Salary Increases	2.95% to 8.95%
Healthcare Trend Rates	4.25% to 7.75%
Election Rates	Normal Retirement: 62% participation prior to age 65 and 25% participation after age 65. 25% of pre-65 retirees are assumed to discontinue coverage at age 65.
Ad hoc post-employment benefit changes	None

Discount Rate. A single discount rate of 4.13% was used to measure the Total OPEB Liability. There was an increase of 1.96 percent in the discount rate since the previous year. Because the plan is essentially a “pay-as-you-go” plan, the single discount rate is equal to the prevailing municipal bond rate. The projection of cash flows used to determine the discount rate assumed that contributions from active members and those of the contributing employers and the non-employer contributing entity are made at the statutorily required rates. Based on those assumptions, the OPEB plan’s fiduciary net position was projected to not be able to make all future benefit payments of current plan members. Therefore, the municipal bond rate was used for the long-term rate of return and was applied to all periods of projected benefit payments to determine the total OPEB liability.

The source of the municipal bond rate is the Fidelity “20-year Municipal GO AA Index” as of August 31, 2023 using the Fixed Income Market Data/Yield Curve/Data Municipal bonds with 20 years to maturity that include only federally tax-exempt municipal bonds.

Discount Rate Sensitivity Analysis. The following schedule shows the impact of the Net OPEB Liability if the discount rate used was 1% less than the discount rate that was used (4.13%) in measuring the Net OPEB Liability.

	1% Decrease in Discount Rate <u>(3.13%)</u>	Discount Rate <u>(4.13%)</u>	1% Increase in Discount Rate <u>(5.13%)</u>
Proportionate share of net OPEB liability	\$ 13,268,410	\$ 11,265,497	\$ 9,631,073

OPEB Liabilities, OPEB Expense, and Deferred Outflows of Resources and Deferred Inflows of Resources Related to OPEBs. At August 31, 2024, the District reported a liability of \$11,265,497 for its proportionate share of the TRS's net OPEB liability. This liability reflects a reduction for State OPEB support provided to the District. The amount recognized by the District as its proportionate share of the net OPEB liability, the related State support, and the total portion of the net OPEB liability that was associated with the District were as follows:

District's proportionate share of the collective net OPEB liability	\$ 11,265,497
State's proportionate share that is associated with the District	<u>13,593,554</u>
Total	<u>\$ 24,859,051</u>

The Net OPEB Liability was measured as of August 31, 2023 and the Total OPEB Liability used to calculate the Net OPEB Liability was determined by an actuarial valuation as of that date. The employer's proportion of the Net OPEB Liability was based on the employer's contributions to OPEB relative to the contributions of all employers to the plan for the period September 1, 2022 thru August 31, 2023.

At August 31, 2023 the employer's proportion of the collective Net OPEB Liability was 0.0508868993% which was an increase of 0.0030844539% from its proportion measured as of August 31, 2022.

Healthcare Cost Trend Rates Sensitivity Analysis. The following schedule shows the impact of the Net OPEB Liability if a healthcare trend rate that is 1% less than and 1% greater than the assumed healthcare cost trend rate used.

	1% Decrease	Current Single Healthcare Trend Rate	1% Increase
Proportionate share of net OPEB liability	\$ 9,276,573	\$ 11,265,497	\$ 13,824,255

Changes Since the Prior Actuarial Valuation. The following were changes to the actuarial assumptions or other inputs that affected measurement of the total OPEB liability since the prior measurement period:

- The discount rate changed from 3.91 percent as of August 31, 2022 to 4.13 percent as of August 31, 2023. This change increased the Total OPEB Liability.

Changes of Benefit Terms Since the Prior Measurement Date – There were no changes in benefit terms since the prior measurement date.

For the year ended August 31, 2024, the District recognized OPEB expense of \$(2,338,331) and revenue of \$(1,981,335) for support provided by the State.

At August 31, 2024, the District reported its proportionate share of the TRS's deferred outflows of resources and deferred inflows of resources related to other post-employment benefits from the following sources:

	Deferred Outflows of Resources	Deferred Inflows of Resources
Differences between expected and actual actuarial experiences	\$ 509,678	\$ 9,477,782
Changes in actuarial assumptions	1,537,658	6,898,163
Differences between projected and actual investment earnings	4,868	-
Changes in proportion and difference between the employer's contributions and the proportionate share of contributions	7,483,785	-
Contributions paid to OPEB subsequent to the measurement date	386,374	-
Total	<u>\$ 9,922,363</u>	<u>\$ 16,375,945</u>

Contributions paid to TRS subsequent to the measurement date will be recognized as OPEB expense in the subsequent year. The other net amounts of the employer's balances of deferred outflows and inflows of resources related to OPEB will be recognized in OPEB expense as follows:

For the Year Ended August 31,	OPEB Expense
2025	\$ (1,811,653)
2026	(1,294,957)
2027	(595,433)
2028	(991,658)
2029	(972,010)
Thereafter	(1,174,245)

J. Medicare Part D – On-behalf Payments

The Medicare Prescription Drug, Improvement, and Modernization Act of 2003, effective January 1, 2006, established prescription drug coverage for Medicare beneficiaries known as Medicare Part D. One of the provisions of Medicare Part D allows for the Texas Public School Retired Employee Group Insurance Program (TRS-Care) to receive retiree drug subsidy payments from the federal government to offset certain prescription drug expenditures for eligible TRS-Care participants. For the fiscal years ended August 31, 2024, 2023, and 2022, the subsidy payments received by TRS Care on-behalf of the District in the amounts of \$330,175, \$301,620, and \$203,601, respectively. The information for the year ended August 31, 2024, is provided by the Teachers Retirement System.

These payments are recorded as equal revenues and expenditures in the governmental fund financial statements of the District.

K. Active Employee Health Care Coverage

The District participates in TRS Active Care sponsored by the Teacher Retirement System of Texas and administered through Blue Cross Blue Shield of Texas and Express Scripts (pharmacy). TRS Active Care provides health care coverage to employees (and their dependents) of participating public education entities. Optional life and long-term care insurance are also provided to active members and retirees. The plan is authorized by the Texas Insurance Code, Title 8, Subtitle H, Chapter 1579, and by the Texas Administrative Code, Title 34, Part 3, Chapter 41. The District contributed approximately \$275 per month per participant to the plan, and employees, at their option, authorized payroll withholdings to pay employee contributions and additional premiums for dependents. The TRS issues a publicly available financial report that includes financial statements and required supplementary information for TRS ActiveCare. That report may be obtained by visiting the TRS Website at www.trs.state.tx.us, by writing the Communications Department of the Texas Retirement System of Texas at 1000 Red River Street, Austin, Texas 78701, or by calling (800) 223-8778.

L. Commitments and Contingencies

State and Federal Grants

The District is a defendant in various lawsuits. Although the outcome of these lawsuits is not presently determinable, in the opinion of the District's legal counsel, the resolution of these matters will not have a material adverse effect on the financial condition of the District.

The District participates in grant programs which are governed by various rules and regulations of the grantor agencies. Costs charged to the respective grant programs are subject to audit and adjustment by the grantor agencies; therefore, to the extent that the District has not complied with the rules and regulations governing the grants, refunds of any money received may be required and the collectability of any related receivable may be impaired. In the opinion of the District, there are no significant contingent liabilities relating to compliance with the rules and regulations governing the respective grants; therefore, no provision has been recorded in the accompanying combined financial statements for such contingencies.

M. Risk Management

The District is exposed to various risks of loss related to torts, theft of, damage to, and destruction of assets; errors and omissions; injuries to employees; and natural disasters. During the current fiscal year, the District purchased commercial insurance to cover general liabilities. There were no significant reductions in coverage in the past fiscal year, and there were no settlements exceeding insurance coverage for each of the past three fiscal years.

N. Accounting Changes

Change in Accounting Estimate

During fiscal year 2024, the District changed its assumption about the useful lives of its buildings. Based on its experience, the District has observed that the useful life for its buildings should be extended from 30 years to 50 years. The change was made prospectively.

Change in Accounting Principle

During fiscal year 2024, the District adopted new accounting guidance. The GASB has amended the existing standards regarding capitalization thresholds for assets. The amended guidance for the capitalization threshold comes from GASB Implementation Guide 2021-1, Question 5.1. Capitalization policies adopted by governments include many considerations such as finding an appropriate balance between ensuring that all significant capital assets, collectively, are capitalized and minimizing the cost of recordkeeping for capital assets. A government should capitalize assets whose individual acquisition costs are less than the threshold for an individual asset if those assets in the aggregate are significant. Computers, classroom furniture and library books are examples of asset types that may not meet a capitalization policy on an individual basis yet could be significantly collectively. In this example, if the \$150,000 aggregate amount (100 computers costing \$1,500 each) is significant, the government should capitalize the computers.

The effect of the change in accounting principals caused an increase in buildings, improvements and equipment in the amount of \$13,745,279 and an increase in the related accumulated depreciation in the amount of \$2,660,087. The net effect caused an increase to net position in the government activities in the amount of \$11,085,193.

O. New Accounting Standards

Significant new accounting standards issued by the Governmental Accounting Standards Board (GASB) not yet implemented by the District include the following:

GASB Statement No. 101, *Compensated Absences* – The objective of this Statement is to better meet the information needs of financial statement users by updating the recognition and measurement guidance for compensated absences. That objective is achieved by aligning the recognition and measurement guidance under a unified model and by amending certain previously required disclosures. This Statement will become effective for reporting periods beginning after December 15, 2023, and the impact has not yet been determined.

GASB Statement No. 102, *Certain Risk Disclosures* – The objective of this Statement is to provide users of government financial statements with information about risks related to a government's vulnerabilities due to certain concentrations or constraints that is essential to their analyses for making decisions or assessing accountability. This Statement will become effective for reporting periods beginning after June 15, 2024, and the impact has not yet been determined.

GASB Statement No. 103, *Financial Reporting Model Improvements* – The objective of this Statement is to improve key components of the financial reporting model to enhance its effectiveness in providing information that is essential for decision making and assessing a government's accountability. This Statement also addresses certain application issues. This Statement will become effective for reporting periods beginning after June 15, 2025, and the impact has not yet been determined.

GASB Statement No. 104, *Disclosure of Certain Capital Assets* – The objective of this Statement is to provide users of government financial statements with essential information about certain types of capital assets. This Statement requires certain types of capital assets to be presented separately in the note disclosures, including right-to-use assets related to leases, Subscription-Based Information Technology Arrangements, and public-private or public-public partnerships. Other intangible assets are also required to be presented separately by major class. Additional disclosures have also been required for capital assets held for sale. This Statement will become effective for reporting periods beginning after June 15, 2025, and the impact has not yet been determined.

THIS PAGE LEFT BLANK INTENTIONALLY

**REQUIRED SUPPLEMENTARY
INFORMATION**

THIS PAGE LEFT BLANK INTENTIONALLY

ALEDO INDEPENDENT SCHOOL DISTRICT

SCHEDULE OF REVENUES, EXPENDITURES AND CHANGES IN FUND BALANCE
BUDGET AND ACTUAL - GENERAL FUND

FOR THE YEAR ENDED AUGUST 31, 2024

Data Control Codes		Budgeted Amounts		Actual Amounts (GAAP Basis)	Variance with Final Budget Positive (Negative)
		Original	Final		
	REVENUES				
5700	Local and intermediate sources	\$ 49,624,482	\$ 47,124,482	\$ 47,468,969	\$ 344,487
5800	State program revenues	29,344,092	32,408,563	32,928,151	519,588
5900	Federal program revenues	500,000	300,000	305,966	5,966
5020	Total revenues	<u>79,468,574</u>	<u>79,833,045</u>	<u>80,703,086</u>	<u>870,041</u>
	EXPENDITURES				
	Current:				
0011	Instruction	46,591,814	48,121,264	47,752,945	368,319
0012	Instructional resources and media sources	892,129	847,129	832,882	14,247
0013	Curriculum and instructional staff development	991,467	741,467	709,749	31,718
0021	Instructional leadership	1,006,013	986,013	966,270	19,743
0023	School leadership	4,241,008	4,466,008	4,460,540	5,468
0031	Guidance, counseling, and evaluation services	2,938,951	2,713,951	2,703,040	10,911
0033	Health services	838,053	828,053	810,504	17,549
0034	Student (pupil) transportation	3,907,235	3,907,235	3,876,706	30,529
0035	Food services	111,717	143,406	133,840	9,566
0036	Extracurricular activities	3,302,562	3,517,562	3,472,751	44,811
0041	General administration	3,427,940	3,636,640	3,507,117	129,523
0051	Facilities maintenance and operations	9,608,191	9,423,191	9,196,710	226,481
0052	Security and monitoring services	1,006,491	1,049,185	980,574	68,611
0053	Data processing services	2,152,884	2,032,884	2,029,533	3,351
0061	Community services	40,430	72,368	61,609	10,759
	Capital Outlay:				
0081	Facilities acquisition and construction	75,000	75,000	44,056	30,944
	Intergovernmental:				
0091	Contracted instructional services between schools	875,000	730,000	716,726	13,274
0099	Other intergovernmental	955,000	930,000	917,995	12,005
6030	Total expenditures	<u>82,961,885</u>	<u>84,221,356</u>	<u>83,173,547</u>	<u>1,047,809</u>
1100	EXCESS (DEFICIENCY) OF REVENUES OVER (UNDER) EXPENDITURES	(3,493,311)	(4,388,311)	(2,470,461)	1,917,850
	OTHER FINANCING SOURCES (USES)				
7912	Sale of real and personal property	5,000	5,000	93,011	88,011
7949	Other resources	10,000	10,000	-	(10,000)
8911	Transfers out (uses)	-	-	(66,499)	(66,499)
7080	Total other financing sources (uses)	<u>15,000</u>	<u>15,000</u>	<u>26,512</u>	<u>11,512</u>
1200	NET CHANGE IN FUND BALANCES	<u>(3,478,311)</u>	<u>(4,373,311)</u>	<u>(2,443,949)</u>	<u>1,929,362</u>
0100	FUND BALANCE, BEGINNING	<u>26,153,588</u>	<u>26,153,588</u>	<u>26,153,588</u>	<u>-</u>
3000	FUND BALANCES, ENDING	<u>\$ 22,675,277</u>	<u>\$ 21,780,277</u>	<u>\$ 23,709,639</u>	<u>\$ 1,929,362</u>

ALEDO INDEPENDENT SCHOOL DISTRICT

SCHEDULE OF THE DISTRICT'S PROPORTIONATE SHARE
OF THE NET PENSION LIABILITY
TEACHER RETIREMENT SYSTEM

FOR THE YEAR ENDED AUGUST 31, 2024

Plan Year Ended August 31,	<u>2023</u>	<u>2022</u>	<u>2021</u>
District's proportion of the net pension liability (asset)	0.041353773%	0.037761289%	0.031877854%
District's proportionate share of the net pension liability (asset)	\$ 28,406,052	\$ 22,417,906	\$ 8,118,161
State's proportionate share of the net pension liability (asset) associated with the District	<u>39,847,882</u>	<u>32,138,835</u>	<u>13,718,430</u>
Total	<u>\$ 68,253,934</u>	<u>\$ 54,556,741</u>	<u>\$ 21,836,591</u>
District's covered payroll	\$ 55,611,684	\$ 47,956,497	\$ 41,772,662
District's proportionate share of the net pension liability (asset) as a percentage of its covered payroll	51.08%	46.75%	19.43%
Plan fiduciary net position as a percentage of the total pension liability	71.65%	75.62%	88.79%

2020	2019	2018	2017	2016	2015	2014
0.029652954%	0.028757410%	0.025277499%	0.022741200%	0.023035900%	0.023582900%	0.013543200%
\$ 15,881,517	\$ 14,949,001	\$ 13,913,349	\$ 7,271,403	\$ 8,704,926	\$ 8,336,241	\$ 3,617,576
<u>28,180,935</u>	<u>25,150,857</u>	<u>24,368,390</u>	<u>13,955,192</u>	<u>16,678,493</u>	<u>15,764,091</u>	<u>13,391,760</u>
<u>\$ 44,062,452</u>	<u>\$ 40,099,858</u>	<u>\$ 38,281,739</u>	<u>\$ 21,226,595</u>	<u>\$ 25,383,419</u>	<u>\$ 24,100,332</u>	<u>\$ 17,009,336</u>
\$ 38,961,847	\$ 34,346,213	\$ 29,738,397	\$ 27,018,924	\$ 26,239,017	\$ 24,798,446	\$ 23,334,205
40.76%	43.52%	46.79%	26.91%	33.18%	33.62%	15.50%
75.54%	75.24%	73.74%	82.17%	78.00%	78.43%	83.25%

ALEDO INDEPENDENT SCHOOL DISTRICT

SCHEDULE OF DISTRICT'S CONTRIBUTIONS
TEACHER RETIREMENT SYSTEM

FOR THE YEAR ENDED AUGUST 31, 2024

Fiscal Year Ended August 31,	<u>2024</u>	<u>2023</u>	<u>2022</u>
Contractually required contribution	\$ 2,316,854	\$ 2,145,301	\$ 1,703,237
Contributions in relation to the contractually required contribution	<u>(2,316,854)</u>	<u>(2,145,301)</u>	<u>(1,703,237)</u>
Contribution deficiency (excess)	\$ <u>-</u>	\$ <u>-</u>	\$ <u>-</u>
District's covered payroll	\$ 57,846,997	\$ 55,611,684	\$ 47,956,497
Contribution as a percentage of covered payroll	4.01%	3.86%	3.55%

2021	2020	2019	2018	2017	2016	2015
\$ 1,360,317	\$ 1,223,489	\$ 1,006,552	\$ 1,160,991	\$ 745,322	\$ 731,908	\$ 698,301
<u>(1,360,317)</u>	<u>(1,223,489)</u>	<u>(1,006,552)</u>	<u>(1,160,991)</u>	<u>(745,322)</u>	<u>(731,908)</u>	<u>(698,301)</u>
\$ -	\$ -	\$ -	\$ -	\$ -	\$ -	\$ -
\$ 41,772,662	\$ 38,961,847	\$ 34,346,213	\$ 29,738,397	\$ 27,018,924	\$ 26,239,017	\$ 24,798,446
3.26%	3.14%	2.93%	3.90%	2.76%	2.79%	2.82%

ALEDO INDEPENDENT SCHOOL DISTRICT

SCHEDULE OF THE DISTRICT'S PROPORTIONATE SHARE
OF THE NET OPEB LIABILITY
TEACHER RETIREMENT SYSTEM

FOR THE YEAR ENDED AUGUST 31, 2024

Plan Year Ended August 31,	<u>2023</u>	<u>2022</u>	<u>2021</u>
District's proportion of the net OPEB liability (asset)	0.050886899%	0.047802445%	0.042474460%
District's proportionate share of the net OPEB liability (asset)	\$ 11,265,497	\$ 11,445,820	\$ 16,384,297
State's proportionate share of the net OPEB liability (asset) associated with the District	<u>13,593,554</u>	<u>13,962,102</u>	<u>21,951,307</u>
Total	<u>\$ 24,859,051</u>	<u>\$ 25,407,922</u>	<u>\$ 38,335,604</u>
District's covered-employee payroll	\$ 55,611,684	\$ 47,956,497	\$ 41,772,662
District's proportionate share of the net OPEB liability (asset) as a percentage of its covered-employee payroll	20.26%	23.87%	39.22%
Plan fiduciary net position as a percentage of the total OPEB liability	24.44%	11.52%	6.18%

Note: Only seven years of data is presented in accordance with GASB #75, paragraph 245. "The information for all fiscal years for the 10-year schedules that are required to be presented as required supplementary information may not be available initially. In these cases, during the transition period, that information should be presented for as many years as are available. The schedules should not include information that is not measured in accordance with the requirements of this Statement."

<u>2020</u>	<u>2019</u>	<u>2018</u>	<u>2017</u>
0.040846508%	0.037881107%	0.033577680%	0.030846800%
\$ 15,527,602	\$ 17,914,438	\$ 16,765,643	\$ 13,414,128
<u>20,865,375</u>	<u>23,804,283</u>	<u>26,321,616</u>	<u>21,898,027</u>
<u>\$ 36,392,977</u>	<u>\$ 41,718,721</u>	<u>\$ 43,087,259</u>	<u>\$ 35,312,155</u>
\$ 38,961,847	\$ 34,346,213	\$ 29,738,397	\$ 27,018,924
39.85%	52.16%	56.38%	49.65%
4.99%	2.66%	1.57%	0.91%

ALEDO INDEPENDENT SCHOOL DISTRICT

SCHEDULE OF DISTRICT'S OPEB CONTRIBUTIONS
TEACHER RETIREMENT SYSTEM

FOR THE YEAR ENDED AUGUST 31, 2024

Fiscal year Ended August 31,	2024	2023	2022
Contractually required contribution	\$ 459,542	\$ 437,787	\$ 392,501
Contributions in relation to the contractually required contribution	<u>(459,542)</u>	<u>(437,787)</u>	<u>(392,501)</u>
Contribution deficiency (excess)	<u>\$ -</u>	<u>\$ -</u>	<u>\$ -</u>
District's covered-employee payroll	\$ 9,399,021	\$ 55,611,684	\$ 47,956,497
Contribution as a percentage of covered-employee payroll	4.89%	0.79%	0.82%

Note: Only seven years of data is presented in accordance with GASB #75, paragraph 245. "The information for all fiscal years for the 10-year schedules that are required to be presented as required supplementary information may not be available initially. In these cases, during the transition period, that information should be presented for as many years as are available. The schedules should not include information that is not measured in accordance with the requirements of this Statement."

<u>2021</u>	<u>2020</u>	<u>2019</u>	<u>2018</u>
\$ 331,821	\$ 310,462	\$ 269,386	\$ 231,638
<u>(331,821)</u>	<u>(310,462)</u>	<u>(269,386)</u>	<u>(231,638)</u>
\$ -	\$ -	\$ -	\$ -
\$ 41,772,662	\$ 38,961,847	\$ 34,346,213	\$ 29,738,397
0.79%	0.80%	0.78%	0.78%

ALEDO INDEPENDENT SCHOOL DISTRICT

NOTES TO REQUIRED SUPPLEMENTARY INFORMATION

AUGUST 31, 2024

Budgetary Information

Each school district in Texas is required by law to prepare annually a budget of anticipated revenues and expenditures for the general fund, debt service fund, and the National School Breakfast and Lunch Program special revenue fund. The Texas Education Code requires the budget to be prepared not later than August 20 and adopted by August 31 of each year. The budgets are prepared on a basis of accounting that is used for reporting in accordance with generally accepted accounting principles.

The following procedures are followed in establishing the budgetary data reflected in the fund financial schedules:

1. Prior to August 20 of the preceding fiscal year, the District prepares a budget for the next succeeding fiscal year beginning September 1. The operating budget includes proposed expenditures and the means of financing them.
2. A meeting of the Board is then called for the purpose of adopting the proposed budget after ten days' public notice of the meeting has been given.
3. Prior to September 1, the budget is legally enacted through passage of a resolution by the Board. Once a budget is approved, it can be amended at the function and fund level by approval of a majority of Board members. Changes can be made to the budget at any detail within the function level without an amendment approved by the Board. During the year, several budget amendments were made with Board approval. The most significant amendments were for carryover funding; mid-year adjustment of operating costs; and yearend adjustments to expenditures based on the latest information concerning operating cost. All budget appropriations lapse at year-end.

General Fund – Major amendment, mainly in Function 11 – Instruction, was related to increased operating and personnel cost associated with increased enrollment.

National Breakfast & Lunch Fund – Related to purchase of capital outlay.

Debt Service Fund – No amendments were made.

4. Each budget is controlled at the revenue and expenditure function/object level. Budgeted amounts are as amended by the Board.

COMBINING STATEMENTS

ALEDO INDEPENDENT SCHOOL DISTRICT

COMBINING BALANCE SHEET
NONMAJOR GOVERNMENTAL FUNDS

AUGUST 31, 2024

Data Control Codes	211	224	225	240	
	ESEA I, A Improving Basic Program	IDEA - Part B Formula	IDEA - Part B Preschool	National Breakfast and Lunch Program	
ASSETS					
1110	Cash and cash equivalents	\$ 21,394	\$ 234,471	\$ -	\$ 2,012,854
1240	Due from other governments	45,596	509,475	7,331	60,035
1300	Inventories	-	-	-	147,570
1000	Total assets	<u>66,990</u>	<u>743,946</u>	<u>7,331</u>	<u>2,220,459</u>
LIABILITIES					
2110	Accounts payable	-	-	-	232,717
2160	Accrued wages payable	-	32,501	693	132,228
2170	Due to other funds	66,990	707,478	6,559	-
2180	Due to other governments	-	-	-	-
2200	Accrued expenditures	-	3,967	79	2,736
2300	Unearned revenue	-	-	-	-
2000	Total liabilities	<u>66,990</u>	<u>743,946</u>	<u>7,331</u>	<u>367,681</u>
FUND BALANCES					
Nonspendable:					
3410	Inventories	-	-	-	147,570
Restricted for:					
3450	Federal or state funds	-	-	-	1,705,208
3545	Committed for campus activities	-	-	-	-
3000	Total fund balances	<u>-</u>	<u>-</u>	<u>-</u>	<u>1,852,778</u>
4000	Total liabilities and fund balances	<u>\$ 66,990</u>	<u>\$ 743,946</u>	<u>\$ 7,331</u>	<u>\$ 2,220,459</u>

EXHIBIT H-1

244	255	263	279	280	282
Career and Technical - Basic Grant	ESEA II, A Training and Recruiting	Title III, A English Lang. Acquisition	TCLAS ESSER III	ARP ESSER Homeless	ESSER - School Emergency Relief III
\$ -	\$ -	\$ 2,436	\$ 11,597	\$ -	\$ -
25,087	82,138	7,494	7,693	10,663	1,046,894
-	-	-	-	-	-
<u>25,087</u>	<u>82,138</u>	<u>9,930</u>	<u>19,290</u>	<u>10,663</u>	<u>1,046,894</u>
-	-	-	-	-	-
-	-	-	-	-	-
25,087	82,138	9,930	19,290	10,663	1,046,894
-	-	-	-	-	-
-	-	-	-	-	-
-	-	-	-	-	-
<u>25,087</u>	<u>82,138</u>	<u>9,930</u>	<u>19,290</u>	<u>10,663</u>	<u>1,046,894</u>
-	-	-	-	-	-
-	-	-	-	-	-
-	-	-	-	-	-
<u>\$ 25,087</u>	<u>\$ 82,138</u>	<u>\$ 9,930</u>	<u>\$ 19,290</u>	<u>\$ 10,663</u>	<u>\$ 1,046,894</u>

ALEDO INDEPENDENT SCHOOL DISTRICT

COMBINING BALANCE SHEET
NONMAJOR GOVERNMENTAL FUNDS

AUGUST 31, 2024

Data Control Codes	287 Emergency Connectivity Fund	288 IDEA - Part B Capacity Contracted Services	289 Federally Funded Special Revenue	397 Advanced Placement Incentives
ASSETS				
1110	\$ -	\$ -	\$ 9,702	\$ -
1240	-	-	4,330	-
1300	-	-	-	-
1000	<u>-</u>	<u>-</u>	<u>14,032</u>	<u>-</u>
LIABILITIES				
2110	-	-	-	-
2160	-	-	-	-
2170	-	-	14,032	-
2180	-	-	-	-
2200	-	-	-	-
2300	-	-	-	-
2000	<u>-</u>	<u>-</u>	<u>14,032</u>	<u>-</u>
FUND BALANCES				
Nonspendable:				
3410	-	-	-	-
Restricted for:				
3450	-	-	-	-
3545	-	-	-	-
3000	<u>-</u>	<u>-</u>	<u>-</u>	<u>-</u>
4000	<u>\$ -</u>	<u>\$ -</u>	<u>\$ 14,032</u>	<u>\$ -</u>

410	427	428	429	461	490	Total
State Instructional Materials	School Safety & Security	State Funded Special Revenue	Other State Special Revenue Funds	Campus Activity Funds	Education Foundation Grant Awards	Nonmajor Special Revenue Funds
\$ 75,478	\$ -	\$ -	\$ -	\$ 622,533	\$ 83,414	\$ 3,073,879
4,117	542,655	-	350,701	-	-	2,704,209
-	-	-	-	-	-	147,570
<u>79,595</u>	<u>542,655</u>	<u>-</u>	<u>350,701</u>	<u>622,533</u>	<u>83,414</u>	<u>5,925,658</u>
50,997	49,173	-	13,600	25,074	83,171	454,732
-	-	-	-	-	-	165,422
28,598	493,482	-	329,695	-	-	2,840,836
-	-	-	-	-	243	243
-	-	-	-	-	-	6,782
-	-	-	7,406	-	-	7,406
<u>79,595</u>	<u>542,655</u>	<u>-</u>	<u>350,701</u>	<u>25,074</u>	<u>83,414</u>	<u>3,475,421</u>
-	-	-	-	-	-	147,570
-	-	-	-	-	-	1,705,208
-	-	-	-	597,459	-	597,459
-	-	-	-	597,459	-	2,450,237
<u>\$ 79,595</u>	<u>\$ 542,655</u>	<u>\$ -</u>	<u>\$ 350,701</u>	<u>\$ 622,533</u>	<u>\$ 83,414</u>	<u>\$ 5,925,658</u>

244	255	263	279	280	282
Career and Technical - Basic Grant	ESEA II, A Training and Recruiting	Title III, A English Lang. Acquisition	TCLAS ESSER III	ARP ESSER Homeless	ESSER - School Emergency Relief III
\$ -	\$ -	\$ -	\$ -	\$ -	\$ -
-	-	-	-	-	-
<u>51,337</u>	<u>124,628</u>	<u>21,241</u>	<u>2,659</u>	<u>10,663</u>	<u>1,046,891</u>
<u>51,337</u>	<u>124,628</u>	<u>21,241</u>	<u>2,659</u>	<u>10,663</u>	<u>1,046,891</u>
51,337	-	21,241	2,659	-	1,046,891
-	-	-	-	-	-
-	124,628	-	-	-	-
-	-	-	-	-	-
-	-	-	-	10,663	-
-	-	-	-	-	-
-	-	-	-	-	-
-	-	-	-	-	-
-	-	-	-	-	-
<u>51,337</u>	<u>124,628</u>	<u>21,241</u>	<u>2,659</u>	<u>10,663</u>	<u>1,046,891</u>
-	-	-	-	-	-
-	-	-	-	-	-
<u>\$ -</u>	<u>\$ -</u>	<u>\$ -</u>	<u>\$ -</u>	<u>\$ -</u>	<u>\$ -</u>

ALEDO INDEPENDENT SCHOOL DISTRICT

COMBINING STATEMENT OF REVENUES, EXPENDITURES
AND CHANGES IN FUND BALANCES
NONMAJOR GOVERNMENTAL FUNDS

FOR THE YEAR ENDED AUGUST 31, 2024

Data Control Codes	287 Emergency Connectivity Fund	288 IDEA - Part B Capacity Contracted Services	289 Federally Funded Special Revenue	397 Advanced Placement Incentives
REVENUES				
5700	\$ -	\$ -	\$ -	\$ -
5800	-	-	-	204
5900	<u>519,680</u>	<u>24,900</u>	<u>15,469</u>	-
5020	<u>519,680</u>	<u>24,900</u>	<u>15,469</u>	<u>204</u>
EXPENDITURES				
Current:				
0011	519,680	24,900	15,469	-
0012	-	-	-	-
0013	-	-	-	204
0031	-	-	-	-
0034	-	-	-	-
0035	-	-	-	-
0036	-	-	-	-
0041	-	-	-	-
0052	-	-	-	-
0061	-	-	-	-
6030	<u>519,680</u>	<u>24,900</u>	<u>15,469</u>	<u>204</u>
1200	-	-	-	-
0100	<u>-</u>	<u>-</u>	<u>-</u>	<u>-</u>
3000	<u>\$ -</u>	<u>\$ -</u>	<u>\$ -</u>	<u>\$ -</u>

EXHIBIT H-2

410	427	428	429	461	490	Total
State Instructional Materials	School Safety & Security	State Funded Special Revenue	Other State Special Revenue Funds	Campus Activity Funds	Education Foundation Grant Awards	Nonmajor Special Revenue Funds
\$ -	\$ -	\$ -	\$ -	\$ 808,242	\$ 206,142	\$ 3,999,742
687,433	542,656	7,000	440,275	-	-	1,689,706
-	-	-	-	-	-	4,523,831
<u>687,433</u>	<u>542,656</u>	<u>7,000</u>	<u>440,275</u>	<u>808,242</u>	<u>206,142</u>	<u>9,693,599</u>
687,433	-	7,000	3,529	777,162	169,261	3,673,709
-	-	-	-	78,658	-	78,658
-	-	-	16,000	-	-	140,832
-	-	-	-	-	6,036	1,045,580
-	-	-	-	-	-	12,260
-	-	-	-	-	-	3,919,528
-	-	-	-	23,900	-	23,900
-	-	-	-	18,384	-	18,384
-	542,656	-	420,746	-	30,845	994,247
-	-	-	-	6,512	-	6,512
<u>687,433</u>	<u>542,656</u>	<u>7,000</u>	<u>440,275</u>	<u>904,616</u>	<u>206,142</u>	<u>9,913,610</u>
-	-	-	-	(96,374)	-	299,669
-	-	-	-	693,833	-	2,150,568
<u>\$ -</u>	<u>\$ -</u>	<u>\$ -</u>	<u>\$ -</u>	<u>\$ 597,459</u>	<u>\$ -</u>	<u>\$ 2,450,237</u>

ALEDO INDEPENDENT SCHOOL DISTRICT

COMBINING STATEMENT OF NET POSITION
NONMAJOR ENTERPRISE FUNDS

AUGUST 31, 2024

	715	730	733	Total Nonmajor Enterprise Funds
	Pre-K Academy	Bearcat Store	Stadium/Gym Advertising	
ASSETS				
Current assets:				
Cash and cash equivalents	\$ -	\$ 79,594	\$ 37,199	\$ 116,793
Due from other funds	92,636	-	-	92,636
Inventories	-	14,080	-	14,080
Total assets	<u>92,636</u>	<u>93,674</u>	<u>37,199</u>	<u>223,509</u>
LIABILITIES				
Current liabilities:				
Accounts payable	4,181	7,345	-	11,526
Due to other funds	88,455	-	-	88,455
Total liabilities	<u>92,636</u>	<u>7,345</u>	<u>-</u>	<u>99,981</u>
NET POSITION				
Unrestricted	-	86,329	37,199	123,528
Total net position	<u>\$ -</u>	<u>\$ 86,329</u>	<u>\$ 37,199</u>	<u>\$ 123,528</u>

ALEDO INDEPENDENT SCHOOL DISTRICT

COMBINING STATEMENT OF REVENUES, EXPENSES
AND CHANGES IN NET POSITION
NONMAJOR ENTERPRISE FUNDS

FOR THE YEAR ENDED AUGUST 31, 2024

	715	730	733	Total Nonmajor Enterprise Funds
	Pre-K Academy	Bearcat Store	Stadium/Gym Advertising	
OPERATING REVENUES				
Local and intermediate sources	\$ 740,767	\$ 92,503	\$ 96,518	\$ 929,788
State program revenues	<u>3,160</u>	<u>-</u>	<u>-</u>	<u>3,160</u>
Total operating revenues	<u>743,927</u>	<u>92,503</u>	<u>96,518</u>	<u>932,948</u>
OPERATING EXPENSES				
Payroll costs	762,811	24,261	-	787,072
Professional and contracted services	1,561	-	-	1,561
Supplies and materials	42,839	47,659	59,829	150,327
Other operating costs	<u>3,215</u>	<u>53,390</u>	<u>-</u>	<u>56,605</u>
Total operating expenses	<u>810,426</u>	<u>125,310</u>	<u>59,829</u>	<u>995,565</u>
Operating income (loss)	(66,499)	(32,807)	36,689	(62,617)
TRANSFERS				
Transfers in	<u>66,499</u>	<u>-</u>	<u>-</u>	<u>66,499</u>
Total transfers	<u>66,499</u>	<u>-</u>	<u>-</u>	<u>66,499</u>
CHANGE IN NET POSITION	-	(32,807)	36,689	3,882
NET POSITION, BEGINNING	<u>-</u>	<u>119,136</u>	<u>510</u>	<u>119,646</u>
NET POSITION, ENDING	<u>\$ -</u>	<u>\$ 86,329</u>	<u>\$ 37,199</u>	<u>\$ 123,528</u>

THIS PAGE LEFT BLANK INTENTIONALLY

ALEDO INDEPENDENT SCHOOL DISTRICT

COMBINING STATEMENT OF CASH FLOWS
NONMAJOR ENTERPRISE FUNDS

FOR THE YEAR ENDED AUGUST 31, 2024

	715	730	733	Total Nonmajor Enterprise Funds
	Pre-K Academy	Bearcat Store	Stadium/Gym Advertising	
CASH FLOWS FROM OPERATING ACTIVITIES				
Cash received from user charges	\$ 743,927	\$ 92,503	\$ 96,518	\$ 932,948
Cash payments to employees	(765,239)	(24,261)	-	(789,500)
Cash payments for suppliers	(45,187)	(48,839)	-	(94,026)
Cash payments for operating expenses	<u>-</u>	<u>(53,390)</u>	<u>(94,397)</u>	<u>(147,787)</u>
Net cash flows provided (used) by operating activities	<u>(66,499)</u>	<u>(33,987)</u>	<u>2,121</u>	<u>(98,365)</u>
CASH FLOWS FROM NON-CAPITAL FINANCING ACTIVITIES				
Transfers from other funds	<u>66,499</u>	<u>-</u>	<u>-</u>	<u>66,499</u>
Net cash provided (used) by non-capital financing activities	<u>66,499</u>	<u>-</u>	<u>-</u>	<u>66,499</u>
NET INCREASE (DECREASE) IN CASH AND EQUIVALENTS	<u>-</u>	<u>(33,987)</u>	<u>2,121</u>	<u>(98,365)</u>
CASH AND CASH EQUIVALENTS, BEGINNING	<u>-</u>	<u>113,581</u>	<u>35,078</u>	<u>148,659</u>
CASH AND CASH EQUIVALENTS, ENDING	<u>\$ -</u>	<u>\$ 79,594</u>	<u>\$ 37,199</u>	<u>\$ 116,793</u>
RECONCILIATION OF OPERATING INCOME TO NET CASH PROVIDED (USED) BY OPERATING ACTIVITIES				
Net operating income (loss)	\$ (66,499)	\$ (32,807)	\$ 36,689	\$ (62,617)
Adjustments to reconcile operating income to net cash provided by operating activities:				
(Increase) decrease in inventory	3,744	(3,793)	-	(49)
Increase (decrease) in accounts payable	(1,265)	2,613	-	1,348
Increase (decrease) in accrued wages payable	(2,428)	-	-	(2,428)
Increase (decrease) in due to other funds	-	-	(34,568)	(34,568)
Increase (decrease) in accrued expenses	<u>(51)</u>	<u>-</u>	<u>-</u>	<u>(51)</u>
Net cash provided (used) by operations	<u>\$ (66,499)</u>	<u>\$ (33,987)</u>	<u>\$ 2,121</u>	<u>\$ (98,365)</u>

ALEDO INDEPENDENT SCHOOL DISTRICT

COMBINING STATEMENT OF FIDUCIARY NET POSITION
PRIVATE PURPOSE TRUST FUNDS

AUGUST 31, 2024

	816 Don Daniel Endowment Fund	817 Dan Manning Endowment Fund	818 Hyles Attendance Awards	819 FG Aledo Development Fund	820 J. Choate Higher Educ. Fund
ASSETS					
Cash and cash equivalents	\$ 22,438	\$ 25,474	\$ 1,351	\$ 2,070	\$ 13,376
Total assets	<u>22,438</u>	<u>25,474</u>	<u>1,351</u>	<u>2,070</u>	<u>13,376</u>
LIABILITIES	<u>-</u>	<u>-</u>	<u>-</u>	<u>-</u>	<u>-</u>
NET POSITION					
Restricted for scholarships	<u>22,438</u>	<u>25,474</u>	<u>1,351</u>	<u>2,070</u>	<u>13,376</u>
Total net position	<u>\$ 22,438</u>	<u>\$ 25,474</u>	<u>\$ 1,351</u>	<u>\$ 2,070</u>	<u>\$ 13,376</u>

821 Angler Club Scholarship Fund	822 S&P Endowment Fund	823 Pierce G. Martin Memorial Fund	824 Huckabee Endowment Fund	825 Janice A Memorial Fund	826 PBK Endowment Fund	827 VKL ARCH Endowment Fund	Total Private Purpose Trust Funds
\$ 20,692	\$ 10	\$ 14,973	\$ 1,500	\$ 4,610	\$ -	\$ -	\$ 106,494
<u>20,692</u>	<u>10</u>	<u>14,973</u>	<u>1,500</u>	<u>4,610</u>	<u>-</u>	<u>-</u>	<u>106,494</u>
-	-	-	-	-	-	-	-
<u>20,692</u>	<u>10</u>	<u>14,973</u>	<u>1,500</u>	<u>4,610</u>	<u>-</u>	<u>-</u>	<u>106,494</u>
<u>\$ 20,692</u>	<u>\$ 10</u>	<u>\$ 14,973</u>	<u>\$ 1,500</u>	<u>\$ 4,610</u>	<u>\$ -</u>	<u>\$ -</u>	<u>\$ 106,494</u>

ALEDO INDEPENDENT SCHOOL DISTRICT

COMBINING STATEMENT OF CHANGES IN FIDUCIARY NET POSITION
PRIVATE PURPOSE TRUST FUNDS

FOR THE YEAR ENDED AUGUST 31, 2024

	816 Don Daniel Endowment Fund	817 Dan Manning Endowment Fund	818 Hyles Attendance Awards	819 FG Aledo Development Fund	820 J. Choate Higher Educ. Fund
ADDITIONS					
Contributions, gifts, and donations	\$ -	\$ 5,000	\$ -	\$ -	\$ -
Earnings from temporary deposits	<u>1,268</u>	<u>1,324</u>	<u>29</u>	<u>-</u>	<u>1,097</u>
Total additions	<u>1,268</u>	<u>6,324</u>	<u>29</u>	<u>-</u>	<u>1,097</u>
DEDUCTIONS					
Other deductions	<u>1,250</u>	<u>5,000</u>	<u>-</u>	<u>-</u>	<u>12,000</u>
Total deductions	<u>1,250</u>	<u>5,000</u>	<u>-</u>	<u>-</u>	<u>12,000</u>
CHANGE IN NET POSITION	18	1,324	29	-	(10,903)
NET POSITION, BEGINNING	<u>22,420</u>	<u>24,150</u>	<u>1,322</u>	<u>2,070</u>	<u>24,279</u>
NET POSITION, ENDING	<u>\$ 22,438</u>	<u>\$ 25,474</u>	<u>\$ 1,351</u>	<u>\$ 2,070</u>	<u>\$ 13,376</u>

821 Angler Club Scholarship Fund	822 S&P Endowment Fund	823 Pierce G. Martin Memorial Fund	824 Huckabee Endowment Fund	825 Janice A Memorial Fund	826 PBK Endowment Fund	827 VKL ARCH Endowment Fund	Total Private Purpose Trust Funds
\$ 10,000	\$ 4,000	\$ 1,000	\$ 11,500	\$ 4,610	\$ 2,500	\$ 1,000	\$ 39,610
412	10	944	-	-	-	-	5,084
<u>10,412</u>	<u>4,010</u>	<u>1,944</u>	<u>11,500</u>	<u>4,610</u>	<u>2,500</u>	<u>1,000</u>	<u>44,694</u>
<u>3,000</u>	<u>2,000</u>	<u>-</u>	<u>10,000</u>	<u>-</u>	<u>2,500</u>	<u>1,000</u>	<u>36,750</u>
<u>3,000</u>	<u>2,000</u>	<u>-</u>	<u>10,000</u>	<u>-</u>	<u>2,500</u>	<u>1,000</u>	<u>36,750</u>
7,412	2,010	1,944	1,500	4,610	-	-	7,944
<u>13,280</u>	<u>(2,000)</u>	<u>13,029</u>	<u>-</u>	<u>-</u>	<u>-</u>	<u>-</u>	<u>98,550</u>
<u>\$ 20,692</u>	<u>\$ 10</u>	<u>\$ 14,973</u>	<u>\$ 1,500</u>	<u>\$ 4,610</u>	<u>\$ -</u>	<u>\$ -</u>	<u>\$ 106,494</u>

THIS PAGE LEFT BLANK INTENTIONALLY

**REQUIRED TEXAS EDUCATION
AGENCY SCHEDULES**

ALEDO INDEPENDENT SCHOOL DISTRICT

SCHEDULE OF DELINQUENT TAXES RECIEVABLE

FISCAL YEAR ENDED AUGUST 31, 2024

Last Ten Years Ended August 31,	1	2	3	10
	Tax Rates		Net Assessed/ Appraised Value for School Tax Purpose	Beginning Balance 09/01/23
	Maintenance	Debt Service		
2015 and prior years	various	various	various	\$ 255,468
2016	1.170000	0.255200	2,606,380,768	23,428
2017	1.170000	0.425000	2,811,377,179	22,863
2018	1.170000	0.425000	2,723,994,044	15,278
2019	1.170000	0.425000	3,159,594,734	20,206
2020	1.068300	0.425000	3,433,884,765	44,043
2021	1.054700	0.425000	4,019,765,620	50,686
2022	0.967900	0.425000	4,185,623,708	104,443
2023	0.942900	0.425000	5,177,341,765	348,159
2024 (School year under audit)	0.757500	0.450000	5,853,670,890	-
1000 Totals				<u>\$ 884,574</u>

8000 - Taxes refunded

EXHIBIT J-1

20	31	32	40	50	99
<u>Current Year's Total Levy</u>	<u>Maintenance Total Collections</u>	<u>Debt Service Total Collections</u>	<u>Entire Year's Adjustments</u>	<u>Ending Balance 08/31/24</u>	<u>Total Taxes Refunded under Section 26.1115 (c)</u>
\$ -	\$ 7,955	\$ 1,735	\$ -	\$ 245,778	
-	899	326	-	22,203	
-	1,015	369	-	21,479	
-	1,086	395	-	13,797	
-	1,550	563	(184)	17,909	
-	3,170	1,261	201	39,813	
-	41,460	16,707	43,698	36,217	
-	62,246	27,332	148,200	163,065	
-	94,028	42,382	(29,918)	181,831	
<u>70,683,076</u>	<u>43,919,491</u>	<u>26,090,787</u>	<u>61,943</u>	<u>734,741</u>	
<u>\$ 70,683,076</u>	<u>\$44,132,900</u>	<u>\$ 26,181,857</u>	<u>\$ 223,940</u>	<u>\$ 1,476,833</u>	

\$ 43,741

ALEDO INDEPENDENT SCHOOL DISTRICT

SCHEDULE OF REVENUES, EXPENDITURES AND CHANGES IN FUND BALANCE
 BUDGET TO ACTUAL - NATIONAL BREAKFAST AND LUNCH PROGRAM

FOR THE YEAR ENDED AUGUST 31, 2024

Data Control Codes	Budgeted Amounts		Actual Amounts (GAAP Basis)	Variance With Final Budget Positive or (Negative)	
	Original	Final			
REVENUES					
5700	Local and intermediate sources	\$ 2,425,000	\$ 2,775,000	\$ 2,985,358	\$ 210,358
5800	State program revenues	15,000	365,000	12,138	(352,862)
5900	Federal program revenues	<u>1,603,163</u>	<u>903,163</u>	<u>1,318,075</u>	<u>414,912</u>
5020	Total revenues	<u>4,043,163</u>	<u>4,043,163</u>	<u>4,315,571</u>	<u>272,408</u>
EXPENDITURES					
0035	Food services	<u>4,043,163</u>	<u>4,303,163</u>	<u>3,919,528</u>	<u>383,635</u>
6030	Total expenditures	<u>4,043,163</u>	<u>4,303,163</u>	<u>3,919,528</u>	<u>383,635</u>
1200	NET CHANGE IN FUND BALANCES	-	(260,000)	396,043	656,043
0100	FUND BALANCE, BEGINNING	<u>1,456,735</u>	<u>1,456,735</u>	<u>1,456,735</u>	<u>-</u>
3000	FUND BALANCES, ENDING	<u>\$ 1,456,735</u>	<u>\$ 1,196,735</u>	<u>\$ 1,852,778</u>	<u>\$ 656,043</u>

ALEDO INDEPENDENT SCHOOL DISTRICT

SCHEDULE OF REVENUES, EXPENDITURES AND CHANGES IN FUND BALANCE
BUDGET TO ACTUAL - DEBT SERVICE FUND

FOR THE YEAR ENDED AUGUST 31, 2024

Data Control Codes	Budgeted Amounts		Actual Amounts (GAAP Basis)	Variance With Final Budget Positive or (Negative)	
	Original	Final			
REVENUES					
5700	Local and intermediate sources	\$ 28,314,643	\$ 28,314,643	\$ 26,942,209	\$ (1,372,434)
5800	State program revenues	<u>675,000</u>	<u>675,000</u>	<u>3,082,640</u>	<u>2,407,640</u>
5020	Total revenues	<u>28,989,643</u>	<u>28,989,643</u>	<u>30,024,849</u>	<u>1,035,206</u>
EXPENDITURES					
Debt Service:					
0071	Principal on long-term debt	9,944,417	9,944,417	13,930,000	(3,985,583)
0072	Interest on long-term debt	19,030,226	19,030,226	14,986,567	4,043,659
0073	Bond issuance cost and fees	<u>15,000</u>	<u>15,000</u>	<u>11,113</u>	<u>3,887</u>
6030	Total expenditures	<u>28,989,643</u>	<u>28,989,643</u>	<u>28,927,680</u>	<u>61,963</u>
1200	NET CHANGE IN FUND BALANCES	-	-	1,097,169	1,097,169
0100	FUND BALANCE, BEGINNING	<u>4,642,862</u>	<u>4,642,862</u>	<u>4,642,862</u>	<u>-</u>
3000	FUND BALANCES, ENDING	<u>\$ 4,642,862</u>	<u>\$ 4,642,862</u>	<u>\$ 5,740,031</u>	<u>\$ 1,097,169</u>

USE OF FUNDS REPORT - SELECT STATE ALLOTMENT PROGRAMS
FOR THE YEAR ENDED AUGUST 31, 2024

Section A: Compensatory Education Programs

AP1	Did your district expend any state compensatory education program state allotment funds during the district's fiscal year?	Yes
AP2	Does the district have written policies and procedures for its state compensatory education program?	Yes
AP3	Total state allotment funds received for state compensatory education programs during the district's fiscal year.	\$ 1,762,915
AP4	Actual direct program expenditures for state compensatory education programs during the district's fiscal year. (PICs 24, 26, 28, 29, 30)	\$ 2,186,338

Section B: Bilingual Education Programs

AP5	Did your district expend any bilingual education program state allotment funds during the district's fiscal year?	Yes
AP6	Does the district have written policies and procedures for its bilingual education program?	Yes
AP7	Total state allotment funds received for bilingual education programs during the district's fiscal year.	\$ 140,307
AP8	Actual direct program expenditures for bilingual education programs during the district's fiscal year. (PICs 25)	\$ 590,591

COMPLIANCE SECTION

THIS PAGE LEFT BLANK INTENTIONALLY

INDEPENDENT AUDITOR'S REPORT ON INTERNAL CONTROL OVER FINANCIAL REPORTING AND ON COMPLIANCE AND OTHER MATTERS BASED ON AN AUDIT OF FINANCIAL STATEMENTS PERFORMED IN ACCORDANCE WITH GOVERNMENT AUDITING STANDARDS

Board of Trustees
Aledo Independent School District
Aledo, Texas

We have audited, in accordance with the auditing standards generally accepted in the United States of America and the standards applicable to financial audits contained in *Government Auditing Standards* issued by the Comptroller General of the United States (*Government Auditing Standards*), the financial statements of the governmental activities, business-type activities, each major fund, and the aggregate remaining fund information of Aledo Independent School District as of and for the year ended August 31, 2024, and the related notes to the financial statements, which collectively comprise Aledo Independent School District's basic financial statements, and have issued our report thereon dated January 21, 2025.

Report on Internal Control over Financial Reporting

In planning and performing our audit of the financial statements, we considered Aledo Independent School District's internal control over financial reporting (internal control) as a basis for designing audit procedures that are appropriate in the circumstances for the purpose of expressing our opinions on the financial statements, but not for the purpose of expressing an opinion on the effectiveness of Aledo Independent School District's internal control. Accordingly, we do not express an opinion on the effectiveness of Aledo Independent School District's internal control.

A *deficiency in internal control* exists when the design or operation of a control does not allow management or employees in the normal course of performing their assigned functions, to prevent, or detect and correct misstatements on a timely basis. A *material weakness* is a deficiency, or a combination of deficiencies, in internal control, such that there is a reasonable possibility that a material misstatement of Aledo Independent School District's financial statements will not be prevented, or detected and corrected on a timely basis. A *significant deficiency* is a deficiency, or a combination of deficiencies, in internal control that is less severe than a material weakness, yet important enough to merit attention by those charged with governance.

Our consideration of internal control was for the limited purpose described in the first paragraph of this section and was not designed to identify all deficiencies in internal control that might be material weaknesses or significant deficiencies. Given these limitations, during our audit we did not identify any deficiencies in internal control that we consider to be material weaknesses. However, material weaknesses or significant deficiencies may exist that were not identified.

Report on Compliance and Other Matters

As part of obtaining reasonable assurance about whether Aledo Independent School District’s financial statements are free from material misstatement, we performed tests of its compliance with certain provisions of laws, regulations, contracts, and grant agreements, noncompliance with which could have a direct and material effect on the financial statements. However, providing an opinion on compliance with those provisions was not an objective of our audit, and accordingly, we do not express such an opinion. The results of our tests disclosed no instances of noncompliance or other matters that are required to be reported under *Government Auditing Standards*.

Purpose of this Report

The purpose of this report is solely to describe the scope of our testing of internal control and compliance and the results of that testing, and not to provide an opinion on the effectiveness of the Aledo Independent School District’s internal control or on compliance. This report is an integral part of an audit performed in accordance with *Government Auditing Standards* in considering the Aledo Independent School District’s internal control and compliance. Accordingly, this communication is not suitable for any other purpose.

Pattillo, Brown & Hill, L.L.P.

Waco, Texas
January 21, 2025

**INDEPENDENT AUDITOR’S REPORT ON COMPLIANCE FOR EACH MAJOR
FEDERAL PROGRAM AND REPORT ON INTERNAL CONTROL OVER
COMPLIANCE IN ACCORDANCE WITH THE UNIFORM GUIDANCE**

Board of Trustees
Aledo Independent School District
Aledo, Texas

Report on Compliance for Each Major Federal Program

Opinion on Each Major Federal Program

We have audited Aledo Independent School District’s (the “District”) compliance with the types of compliance requirements identified as subject to audit in the OMB *Compliance Supplement* that could have a direct and material effect on each of the District’s major federal programs for the year ended August 31, 2024. The District’s major federal programs are identified in the summary of auditor’s results section of the accompanying schedule of findings and questioned costs.

In our opinion, the District complied, in all material respects, with the compliance requirements referred to above that could have a direct and material effect on each of its major federal programs for the year ended August 31, 2024.

Basis for Opinion on Each Major Federal Program

We conducted our audit of compliance in accordance with auditing standards generally accepted in the United States of America (GAAS); the standards applicable to financial audits contained in *Government Auditing Standards* issued by the Comptroller General of the United States (*Government Auditing Standards*); and the audit requirements of Title 2 U.S. Code of Federal Regulations Part 200, *Uniform Administrative Requirements, Cost Principles, and Audit Requirements for Federal Awards* (Uniform Guidance). Our responsibilities under those standards and the Uniform Guidance are further described in the Auditor’s Responsibilities for the Audit of Compliance section of our report.

We are required to be independent of the District and to meet our other ethical responsibilities, in accordance with relevant ethical requirements relating to our audit. We believe that the audit evidence we have obtained is sufficient and appropriate to provide a basis for our opinion on compliance for each major federal program. Our audit does not provide a legal determination of the District’s compliance with the compliance requirements referred to above.

Responsibilities of Management for Compliance

Management is responsible for compliance with the requirements referred to above and for the design, implementation, and maintenance of effective internal control over compliance with the requirements of laws, statutes, regulations, rules and provisions of contracts or grant agreements applicable to the District’s federal programs.

Auditor's Responsibilities for the Audit of Compliance

Our objectives are to obtain reasonable assurance about whether material noncompliance with the compliance requirements referred to above occurred, whether due to fraud or error, and express an opinion on the District's compliance based on our audit. Reasonable assurance is a high level of assurance but is not absolute assurance and therefore is not a guarantee that an audit conducted in accordance with GAAS, *Government Auditing Standards*, and the Uniform Guidance will always detect material noncompliance when it exists. The risk of not detecting material noncompliance resulting from fraud is higher than for that resulting from error, as fraud may involve collusion, forgery, intentional omissions, misrepresentations, or the override of internal control. Noncompliance with the compliance requirements referred to above is considered material, if there is a substantial likelihood that, individually or in the aggregate, it would influence the judgment made by a reasonable user of the report on compliance about District's compliance with the requirements of each major federal program as a whole.

In performing an audit in accordance with GAAS, *Government Auditing Standards*, and the Uniform Guidance, we:

- Exercise professional judgment and maintain professional skepticism throughout the audit.
- Identify and assess the risks of material noncompliance, whether due to fraud or error, and design and perform audit procedures responsive to those risks. Such procedures include examining, on a test basis, evidence regarding the District's compliance with the compliance requirements referred to above and performing such other procedures as we considered necessary in the circumstances.
- Obtain an understanding of the District's internal control over compliance relevant to the audit in order to design audit procedures that are appropriate in the circumstances and to test and report on internal control over compliance in accordance with the Uniform Guidance, but not for the purpose of expressing an opinion on the effectiveness of the District's internal control over compliance. Accordingly, no such opinion is expressed.

We are required to communicate with those charged with governance regarding, among other matters, the planned scope and timing of the audit and any significant deficiencies and material weaknesses in internal control over compliance that we identified during the audit.

Report on Internal Control Over Compliance

A *deficiency in internal control over compliance* exists when the design or operation of a control over compliance does not allow management or employees, in the normal course of performing their assigned functions, to prevent, or detect and correct, noncompliance with a type of compliance requirement of a federal program on a timely basis. A *material weakness in internal control over compliance* is a deficiency, or a combination of deficiencies, in internal control over compliance, such that there is a reasonable possibility that material noncompliance with a type of compliance requirement of a federal program will not be prevented, or detected and corrected, on a timely basis. A *significant deficiency in internal control over compliance* is a deficiency, or a combination of deficiencies, in internal control over compliance with a type of compliance requirement of a federal program that is less severe than a material weakness in internal control over compliance, yet important enough to merit attention by those charged with governance.

Our consideration of internal control over compliance was for the limited purpose described in the Auditor's Responsibilities for the Audit of Compliance section above and was not designed to identify all deficiencies in internal control over compliance that might be material weaknesses or significant deficiencies in internal control over compliance. Given these limitations, during our audit we did not identify any deficiencies in internal control over compliance that we consider to be material weaknesses, as defined above. However, material weaknesses or significant deficiencies in internal control over compliance may exist that were not identified.

Our audit was not designed for the purpose of expressing an opinion on the effectiveness of internal control over compliance. Accordingly, no such opinion is expressed.

The purpose of this report on internal control over compliance is solely to describe the scope of our testing of internal control over compliance and the results of that testing based on the requirements of the Uniform Guidance. Accordingly, this report is not suitable for any other purpose.

Pattillo, Brown & Hill, L.L.P.

Waco, Texas
January 21, 2025

ALEDO INDEPENDENT SCHOOL DISTRICT

SCHEDULE OF EXPENDITURES OF FEDERAL AWARDS

FOR THE YEAR ENDED AUGUST 31, 2024

Federal Grantor/ Pass-through Grantor/ Grantor/Program Title	(1) Assistance Listing Number	(2A) Pass-through Entity Identifying Number	(3) Federal Expenditures
U. S. Department of Agriculture			
<u>Passed through Texas Education Agency:</u>			
National School Breakfast Program	10.553	71402401	\$ 143,675
National School Lunch Program	10.555	71302401	<u>722,602</u>
Total Passed through Texas Education Agency			<u>866,277</u>
<u>Passed through Texas Department of Agriculture:</u>			
Local Food for Schools Cooperative Agreement Program	10.185	NT4XL1YGLGC5	23,445
NSLP - Commodities - Non-cash assistance	10.555	NT4XL1YGLGC5	96,634
COVID-19 Supply chain assistance	10.558	NT4XL1YGLGC5	<u>331,719</u>
Total Passed through State Department of Agriculture			<u>451,798</u>
Total Assistance Listing Number 10.555			<u>819,236</u>
Total Child Nutrition Cluster (ALN 10.553, 10.555)			<u>962,911</u>
Total U. S. Department of Agriculture			<u>1,318,075</u>
Federal Communications Commission			
<u>Direct Program:</u>			
Emergency Connectivity Fund	32.009	N/A	<u>519,680</u>
Total Federal Communications Commission			<u>519,680</u>
U. S. Department of Education			
<u>Passed through Texas Education Agency:</u>			
ESEA Title I, Part A - Improving Basic Programs	84.010A	24610101184907	159,728
IDEA Part B, Formula ¹	84.027A	246600011849076000	1,217,219
IDEA Part B, Preschool ¹	84.173A	246610011849076000	11,341
Career and Technical Education	84.048A	24420006184907	51,337
Title III, Part A - English Language Acquisition	84.365A	24671001184907	21,241
ESEA, Title II, Part A, Teacher Principal Training	84.367A	24694501184907	124,628
Title III Part A	84.424A	21528001184907	12,530
Title III Part A	84.424A	21528043184907	<u>2,939</u>
Total Assistance Listing Number 84.424			<u>15,469</u>
COVID-19 - Elementary and Secondary School Emergency Relief Fund TCLAS	84.425U	24680101184907	2,659
COVID-19 - Elementary and Secondary School Emergency Relief Fund III	84.425U	21528001184907	1,046,891
COVID-19 - Elementary and Secondary School Emergency Relief Fund ARP Homeless			<u>10,663</u>
Total Assistance Listing Number 84.425			<u>1,060,213</u>
Total Passed through Texas Education Agency			<u>2,661,176</u>
<u>Passed through Education Service Center Region 10:</u>			
IDEA Part B, Capacity Contracted Services ¹	84.027	N/A	<u>24,900</u>
Total Passed through Education Service Center Region 10			<u>24,900</u>
Total U. S. Department of Education			<u>2,686,076</u>
Total Expenditures of Federal Awards			<u>\$ 4,523,831</u>

1 Total IDEA Cluster (ALN 84.027, 84.173) - \$1,253,460

ALEDO INDEPENDENT SCHOOL DISTRICT

NOTES TO THE SCHEDULE OF EXPENDITURES OF FEDERAL AWARDS

FOR THE YEAR ENDED AUGUST 31, 2024

1. BASIS OF PRESENTATION

The accompanying schedule of expenditures of federal awards (the Schedule) includes the federal award activity of the District under programs of the federal government for the year ended August 31, 2024. The information in the Schedule is presented in accordance with the requirements of Title 2 U.S. Code of Federal Regulations Part 200, *Uniform Administrative Requirements, Cost Principles, and Audit Requirements for Federal Awards* (Uniform Guidance). Because the Schedule presents only a selected portion of the operations of the District, it is not intended to and does not present the financial position or changes in net position of the District.

2. SUMMARY OF SIGNIFICANT ACCOUNTING POLICIES

The accounting and financial reporting treatment applied to a fund is determined by its measurement focus. The Governmental Fund types are accounted for using a current financial resources measurement focus. All federal expenditures were accounted for in the General Fund and Special Revenue Funds, components of the Governmental Fund type. Such expenditures are recognized following the cost principles contained in the Uniform Guidance, wherein certain types of expenditures are not allowed or are limited as to reimbursement. No federal financial assistance has been provided to a subrecipient.

Federal grants are considered to be earned to the extent of expenditures made under the provisions of the grant.

School Health and Related Services (SHARS) revenues are considered earned income at the local government level and thus are not included in the Schedule of Expenditures of Federal Awards. The following is a reconciliation of Federal Revenues on Exhibit C-2 to the Schedule of Expenditures of Federal Awards:

Federal revenues per the Statement of Revenues, Expenditures and Changes in Fund Balance - Governmental Funds (Exhibit C-3)	\$ 4,829,797
Less:	
School Health And Related Services	<u>(305,966)</u>
Federal expenditures per the Schedule of Expenditures of Federal Awards (Exhibit K-1)	<u>\$ 4,523,831</u>

3. INDIRECT COST

The District has elected not to use the de minimis indirect cost rate as allowed under the Uniform Guidance.

4. PASS-THROUGH EXPENDITURES

None of the federal programs expended by the District were provided to subrecipients.

ALEDO INDEPENDENT SCHOOL DISTRICT

SCHEDULE OF FINDINGS AND QUESTIONED COSTS

FOR THE YEAR ENDED AUGUST 31, 2024

Summary of Auditor's Results

Financial Statements:

Type of auditors' report issued	Unmodified
Internal control over financial reporting: Material weakness(es) identified?	No
Significant deficiency(ies) identified?	None reported
Material noncompliance material to financial statements noted?	No

Federal Awards:

Internal control over major programs: Material weakness(es) identified?	No
Significant deficiency(ies) identified?	None reported
Type of auditors' report issued on compliance for major programs	Unmodified

Any audit findings disclosed that are required to be reported in accordance with 2 CFR 200.516(a)?	None
--	------

Identification of major programs:

Assistance Listing Number(s): 84.027A, 84.173A	Name of Federal Program or Cluster: IDEA Cluster
---	---

Dollar threshold used to distinguish between type A and type B programs	\$750,000
---	-----------

Auditee qualified as low-risk auditee?	Yes
--	-----

Findings Relating to the Financial Statements Which are Required to be Reported in Accordance With Generally Accepted Government Auditing Standards

None reported

Findings and Questioned Costs for Federal Awards

None reported



ALEDO ISD BOARD MEETING TEMPLATE

MEETING DATE: January 21, 2025

AGENDA ITEM: Consider Approval of Calling May 3, 2025 Board of Trustees Election

PRESENTER: Earl Husfeld, Chief Financial Officer

BACKGROUND INFORMATION:

- As stated in Board Policy BBB (LEGAL), the Board of Trustees consists of seven members serving terms of three years, with elections held annually.
- The terms of one-third of the Board Members, or as near to one-third as possible, expire each year.
- Election of Board Members is by position or place in accordance with Texas law.
- The following Orders of General Election have been prepared for a Board of Trustees Election to be held on May 3, 2025.
- The positions for election this year are Place 4, currently held by Forrest Collins, and Place 5, currently held by Jennifer Taylor.
- January 15, 2025 was the first date to file an application for a place on the ballot, with February 14, 2025 being the last date for filing an application.
- Early voting by personal appearance will begin on April 22, 2025 and conclude on April 29, 2025.
- The memo, Important Dates for May 3, 2025 Trustee Election, is included for your information and review.

FISCAL INFORMATION:

The projected pro-rata cost of this election to the District is approximately \$12,000.

ATTACHMENTS:

Orders of General Election on May 3, 2025 and Important Dates for May 3, 2025 Trustee Election

ADMINISTRATIVE RECOMMENDATION:

The Administration recommends the Board of Trustees adopt the Orders of General Election as submitted and establish the date of May 3, 2025 for the Board of Trustees Election for Place 4 and Place 5.

ORDER OF GENERAL ELECTION FOR OTHER POLITICAL SUBDIVISIONS
ORDEN DE ELECCIÓN GENERAL PARA OTRAS SUBDIVISIONES POLÍTICAS

An election is hereby ordered to be held on 5 / 3 / 2025 for the purpose of voting on:
(date)

(*Por la presente se ordena celebrar una elección el 5 / 3 / 2025 con el propósito de votar sobre.*)
(fecha)

List Offices/Propositions/Measures on the ballot (*Enumere los puestos/proposiciones/medidas oficiales en la boleta*)

Aledo ISD Board of Trustees - Place 4 and Place 5 (Junta Directiva de Aledo ISD: Lugar 4 y Lugar 5)

Early voting by personal appearance will be conducted each weekday at:
(*La votación adelantada en persona se llevará a cabo de lunes a viernes en:*)

The Main Early Voting Location (*sitio principal de votación adelantada*)

Location (*sitio*)

Hours (*horas*)

Parker County Election Building, 801 Santa Fe Dr, Weatherford 76086

<https://www.parkercountytx.gov/530/Early-Vote-and-Election-Day-Locations>

Branch Early Voting Locations (*sucursal sitios de votación adelantada*)

Location (*sitio*)

Hours (*horas*)

<https://www.parkercountytx.gov/530/Early-Vote-and-Election-Day-Locations>

<https://www.parkercountytx.gov/530/Early-Vote-and-Election-Day-Locations>

Early voting by personal appearance will be conducted each weekend at:
(*La votación adelantada en persona se llevará a cabo en el fin de semana en:*)

The Main Early Voting Location (*sitio principal de votación adelantada*)

Location (*sitio*)

Hours (*horas*)

<https://www.parkercountytx.gov/530/Early-Vote-and-Election-Day-Locations>

<https://www.parkercountytx.gov/530/Early-Vote-and-Election-Day-Locations>

Branch Early Voting Locations (*sucursal sitios de votación adelantada*)

Location (*sitio*)

Hours (*horas*)

<https://www.parkercountytx.gov/530/Early-Vote-and-Election-Day-Locations>

<https://www.parkercountytx.gov/530/Early-Vote-and-Election-Day-Locations>

Applications for ballot by mail shall be mailed to:
(*Las solicitudes para boletas que se votarán adelantada por correo deberán enviarse a:*)

S. Bryan

Name of Early Voting Clerk
(Nombre del Secretario/a de la Votación Adelantada)

PO Box 639

Address (Dirección)

Weatherford 76086
City (Ciudad) Zip Code (Código Postal)

817-598-6185

Telephone Number (Número de teléfono)

s.bryan@parkercountytx.com
Email Address (Dirección de Correo Electrónico)

www.parkercountytx.com

Early Voting Clerk's Website (Sitio web del Secretario/a de Votación Adelantada)

Applications for Ballots by Mail (ABBMs) must be received no later than the close of business on:
(Las solicitudes para boletas que se votarán adelantada por correo deberán recibirse no más tardar de las horas de negocio el:)

4 / 22 / 2025
(date)(fecha)

Federal Post Card Applications (FPCAs) must be received no later than the close of business on:
(La Tarjeta Federal Postal de Solicitud deberán recibirse no más tardar de las horas de negocio el:)

4 / 22 / 2025
(date)(fecha)

Issued this 21st day of January, 2025.
(day) (month) (year)

(Emitida este día 21 de enero, 2025.)
(día) (mes) (año)

Signature of Presiding Officer (Firma del Dirigente que Preside)

Signature of Board Member
(Firma del Director)

Signature of Board Member
(Firma del Director)

Signature of Board Member
(Firma del Director)

Signature of Board Member
(Firma del Director)

Signature of Board Member
(Firma del Director)

Signature of Board Member
(Firma del Director)

Signature of Board Member
(Firma del Director)

Signature of Board Member
(Firma del Director)

Signature of Board Member
(Firma del Director)

Signature of Board Member
(Firma del Director)

Instruction Note: A copy of this election order must be delivered to the County Clerk/Elections Administrator and Voter Registrar not later than 60 days before election day.

Nota de Instrucción: Se deberá entregar una copia de esta orden de elección al/a la Secretario(a) del Condado/Administrador(a) de Elecciones y el/la Registrador(a) de Votantes a más tardar 60 días antes del día de elección.

ORDER OF GENERAL ELECTION FOR OTHER POLITICAL SUBDIVISIONS
ORDEN DE ELECCIÓN GENERAL PARA OTRAS SUBDIVISIONES POLÍTICAS

An election is hereby ordered to be held on 5 / 3 / 2025 for the purpose of voting on:
(date)

(Por la presente se ordena celebrar una elección el 5 / 3 / 2025 con el propósito de votar sobre.)
(fecha)

List Offices/Propositions/Measures on the ballot (*Enumere los puestos/proposiciones/medidas oficiales en la boleta*)

Aledo ISD Board of Trustees - Place 4 and Place 5 (Junta Directiva de Aledo ISD: Lugar 4 y Lugar 5)

Early voting by personal appearance will be conducted each weekday at:
(*La votación adelantada en persona se llevará a cabo de lunes a viernes en:*)

The Main Early Voting Location (*sitio principal de votación adelantada*)

Location (*sitio*)

Hours (*horas*)

Tarrant County Elections Center, 2700 Premier St, Fort Worth 76111

<https://www.tarrantcountytx.gov/en/elections/current-election-information.html>

Branch Early Voting Locations (*sucursales sitios de votación adelantada*)

Location (*sitio*)

Hours (*horas*)

<https://www.tarrantcountytx.gov/en/elections/current-election-information.html>

<https://www.tarrantcountytx.gov/en/elections/current-election-information.html>

Early voting by personal appearance will be conducted each weekend at:
(*La votación adelantada en persona se llevará a cabo en el fin de semana en:*)

The Main Early Voting Location (*sitio principal de votación adelantada*)

Location (*sitio*)

Hours (*horas*)

<https://www.tarrantcountytx.gov/en/elections/current-election-information.html>

<https://www.tarrantcountytx.gov/en/elections/current-election-information.html>

Branch Early Voting Locations (*sucursales sitios de votación adelantada*)

Location (*sitio*)

Hours (*horas*)

<https://www.tarrantcountytx.gov/en/elections/current-election-information.html>

<https://www.tarrantcountytx.gov/en/elections/current-election-information.html>

Applications for ballot by mail shall be mailed to:

(*Las solicitudes para boletas que se votarán adelantada por correo deberán enviarse a:*)

Early Voting Clerk

Name of Early Voting Clerk
(Nombre del Secretario/a de la Votación Adelantada)

PO Box 961011
Address (Dirección)

Fort Worth 76161-0011

City (Ciudad) Zip Code (Código Postal)
817-831-8683

Telephone Number (Número de teléfono)

votebymail@tarrantcountytexas.gov
Email Address (Dirección de Correo Electrónico)

www.tarrantcountytexas.gov

Early Voting Clerk's Website (Sitio web del Secretario/a de Votación Adelantada)

Applications for Ballots by Mail (ABBMs) must be received no later than the close of business on:
(Las solicitudes para boletas que se votarán adelantada por correo deberán recibirse no más tardar de las horas de negocio el:)

4 / 22 / 2025
(date)(fecha)

Federal Post Card Applications (FPCAs) must be received no later than the close of business on:
(La Tarjeta Federal Postal de Solicitud deberán recibirse no más tardar de las horas de negocio el:)

4 / 22 / 2025
(date)(fecha)

Issued this 21st day of January 2025
(day) (month) (year)

(Emitida este día 21 de enero 2025 .)
(día) (mes) (año)

Signature of Presiding Officer (Firma del Dirigente que Preside)

Signature of Board Member
(Firma del Director)

Signature of Board Member
(Firma del Director)

Signature of Board Member
(Firma del Director)

Signature of Board Member
(Firma del Director)

Signature of Board Member
(Firma del Director)

Signature of Board Member
(Firma del Director)

Signature of Board Member
(Firma del Director)

Signature of Board Member
(Firma del Director)

Signature of Board Member
(Firma del Director)

Signature of Board Member
(Firma del Director)

Instruction Note: A copy of this election order must be delivered to the County Clerk/Elections Administrator and Voter Registrar not later than 60 days before election day.
Nota de Instrucción: Se deberá entregar una copia de esta orden de elección al/a la Secretario(a) del Condado/Administrador(a) de Elecciones y el/la Registrador(a) de Votantes a más tardar 60 días antes del día de elección.

IMPORTANT DATES FOR MAY 3, 2025 TRUSTEE ELECTION PLACES 4 AND 5

December 16, 2024	Post “Notice of Deadline to File Applications for Place on the Ballot” on website and front door of Administration Building
January 15, 2025	First Day to File Application for Place on Ballot or Declaration of Write-in Candidacy
February 14, 2025	Last Day for an Applicant to File for Place on Ballot - 5:00 PM
February 18, 2025	Last Day for a Write-In Candidate to File - 5:00 PM
February 20, 2025	First Day to Post “Notice of Drawing for Place on Ballot”
February 21, 2025	Last Day for a Candidate to Withdraw (includes write-in candidates) - 5:00 PM
February 24, 2025	Conduct Ballot Position Drawing – 8:15 AM
March 14, 2025	Begin Mandatory Office Hours
April 3, 2025	Last Day to Register to Vote or Make Change of Address Effective for May 3 Election; First Day of Period during Which Notice of Election Must be Published; Post “Notice of Voting Order Priority” on District Website
April 12, 2025	Last Day to Post “Notice of Election” on front door of Administration Building
April 22, 2025	First Day of Early Voting by Personal Appearance
April 29, 2025	Last Day of Early Voting by Personal Appearance
May 3, 2025	Election Day - Polls Open 7:00 AM - 7:00 PM
May 6, 2025	First Day to Conduct Official Canvass of Returns (Parker County’s canvass date is set for May 12, 2025, and Tarrant County’s canvass date is set for May 13, 2025)
May 14, 2025	Last Day to Conduct Official Canvass of Returns
June 12, 2025	Last Day of Mandatory Office Hours

**Filing will take place in the Aledo ISD Business Office
1008 Bailey Ranch Road, Aledo, Texas**

Board of Trustees
Aledo Independent School District
Aledo, Texas

We have audited the financial statements of Aledo Independent School District as of and for the year ended August 31, 2024, and have issued our report thereon dated January 21, 2025. Professional standards require that we advise you of the following matters relating to our audit.

Our Responsibility in Relation to the Financial Statement Audit

As communicated in our engagement letter dated June 24, 2024, our responsibility, as described by professional standards, is to form and express opinions about whether the financial statements that have been prepared by management with your oversight are presented fairly, in all material respects, in accordance with accounting principles generally accepted in the United States of America. Our audit of the financial statements does not relieve you or management of your respective responsibilities.

Our responsibility, as prescribed by professional standards, is to plan and perform our audit to obtain reasonable, rather than absolute, assurance about whether the financial statements are free of material misstatement. An audit of financial statements includes consideration of internal control over financial reporting as a basis for designing audit procedures that are appropriate in the circumstances, but not for the purpose of expressing an opinion on the effectiveness of the entity's internal control over financial reporting. Accordingly, as part of our audit, we considered the internal control of Aledo Independent School District solely for the purpose of determining our audit procedures and not to provide any assurance concerning such internal control.

We are also responsible for communicating significant matters related to the audit that are, in our professional judgment, relevant to your responsibilities in overseeing the financial reporting process. However, we are not required to design procedures for the purpose of identifying other matters to communicate to you.

Planned Scope and Timing of the Audit

We conducted our audit consistent with the planned scope and timing we previously communicated to you.

Compliance with All Ethics Requirements Regarding Independence

The engagement team, others in our firm, and, as appropriate, our firm have complied with all relevant ethical requirements regarding independence.

As a part of the engagement we assisted in preparing the financial statements, schedule of expenditures of federal awards, and related notes to the financial statements of Aledo Independent School District in conformity with U.S. generally accepted accounting principles and Title 2 U.S. Code of Federal Regulations (CFR) Part 200, *Uniform Administrative Requirements, Cost Principles, and Audit Requirements for Federal Awards* (Uniform Guidance) based on information provided by you. These nonaudit services do not constitute an audit under *Government Auditing Standards* and such services were not conducted in accordance with *Government Auditing Services*.

OFFICE LOCATIONS

TEXAS | Waco | Temple | Hillsboro | Houston
NEW MEXICO | Albuquerque

In order to reduce threats to our independence caused by these nonattest services to an acceptable level, we applied certain safeguards. These safeguards include a concurring review, which is a review of the financial statements and key audit areas which is performed by an individual who has adequate experience in audits of local governments, but who was not involved in this audit engagement. The concurring reviewer serves as an evaluator of the performance of the engagement team and the nonattest services provided.

In addition, management assumed responsibility for the financial statements, schedule of expenditures of federal awards, related notes to the financial statements and any other nonaudit services we provided. Management acknowledged in the management representation letter our assistance with the preparation of the financial statements, schedule of expenditures of federal awards, and related notes to the financial statements and that these items were reviewed and approved prior to their issuance and accepted responsibility for them. Further, the nonaudit services were overseen by an individual within management that has the suitable skill, knowledge, or experience; evaluated the adequacy and results of the services; and accepted responsibility for them.

Significant Risks Considered

We have considered the following significant risks during our audit process, which required special audit consideration. None of the risks considered resulted in a significant matter, finding, or issue.

Significant Risk Considered	Reasoning for Special Audit Consideration
1. Management override of controls	Inherent fraud risk
2. Accuracy of foundation accrual	Determine accurate foundation revenue and receivable balances can be complex due to multiple factors being involved in TEA’s foundation revenue calculation.

Qualitative Aspects of the Entity’s Significant Accounting Practices

Significant Accounting Policies

Management has the responsibility to select and use appropriate accounting policies. A summary of the significant accounting policies adopted by the District is included in the notes to the financial statements. As described in the notes to the financial statements, during the year, the entity changed its method of accounting for grouped capital asset recognition by adopting Governmental Accounting Standards Board (GASB) Implementation Guide 2021-1, Question 5.1. Accordingly, the cumulative effect of the accounting change as of the beginning of the year has been reported in the Statement of Activities. No matters have come to our attention that would require us, under professional standards, to inform you about (1) the methods used to account for significant unusual transactions and (2) the effect of significant accounting policies in controversial or emerging areas for which there is a lack of authoritative guidance or consensus.

Significant Accounting Estimates

Accounting estimates are an integral part of the financial statements prepared by management and are based on management’s current judgments. Those judgments are normally based on knowledge and experience about past and current events and assumptions about future events. Certain accounting estimates are particularly sensitive because of their significance to the financial statements and because of the possibility that future events affecting them may differ markedly from management’s current judgments.

The most sensitive accounting estimates affecting the financial statements are:

Management’s estimate of the useful lives of capital assets is based on the expected lifespan of the asset in accordance with standard guidelines. We evaluated the key factors and assumptions used to develop the estimate of useful lives in determining that it is reasonable in relation to the financial statements taken as a whole and in relation to the applicable opinion units.

Management’s estimate of the allowance for uncollectible property taxes and fines receivable are based on historical collections. We evaluated the key factors and assumptions used to develop the allowance for uncollectible property taxes in determining that it is reasonable in relation to the financial statements taken as a whole and in relation to the applicable opinion units.

Management's estimate of the net pension and other postemployment benefits (OPEB) liabilities is based on actuarial assumptions which are determined by the demographics of the plan and future projections that the actuarial makes based on historical information of the plan and the investment market. We evaluated the key factors and assumptions used to develop the net pension liability and determined that it is reasonable in relation to the basic financial statements taken as a whole and in relation to the applicable opinion units.

Financial Statement Disclosures

Certain financial statement disclosures involve significant judgment and are particularly sensitive because of their significance to financial statement users. The most sensitive disclosures affecting the District's financial statements relate to the net pension liability. The disclosures in the financial statements are neutral, consistent, and clear.

Significant Difficulties Encountered during the Audit

We encountered no significant difficulties in dealing with management relating to the performance of the audit.

Uncorrected and Corrected Misstatements

For purposes of this communication, professional standards require us to accumulate all known and likely misstatements identified during the audit, other than those that we believe are trivial, and communicate them to the appropriate level of management. Further, professional standards require us to also communicate the effect of uncorrected misstatements related to prior periods on the relevant classes of transactions, account balances or disclosures, and the financial statements as a whole and each applicable opinion unit. Management has corrected all identified misstatements.

In addition, professional standards require us to communicate to you all material, corrected misstatements that were brought to the attention of management as a result of our audit procedures. None of the misstatements identified by us as a result of our audit procedures and corrected by management were material, either individually or in the aggregate, to the financial statements taken as a whole or applicable opinion units.

Disagreements with Management

For purposes of this letter, professional standards define a disagreement with management as a matter, whether or not resolved to our satisfaction, concerning a financial accounting, reporting, or auditing matter, which could be significant to Aledo Independent School District's financial statements or the auditor's report. No such disagreements arose during the course of the audit.

Representations Requested from Management

We have requested certain written representations from management, which are included in the management representation letter dated January 21, 2025.

Management's Consultations with Other Accountants

In some cases, management may decide to consult with other accountants about auditing and accounting matters. Management informed us that, and to our knowledge, there were no consultations with other accountants regarding auditing and accounting matters.

Other Significant Matters, Findings, or Issues

In the normal course of our professional association with Aledo Independent School District, we generally discuss a variety of matters, including the application of accounting principles and auditing standards, operating and regulatory conditions affecting the entity, and operational plans and strategies that may affect the risks of material misstatement. None of the matters discussed resulted in a condition to our retention as Aledo Independent School District's auditors.

Significant Forthcoming Standards

Significant new accounting standards issued by the Governmental Accounting Standards Board (GASB) not yet implemented by the entity include the following:

GASB Statement No. 101, *Compensated Absences* – The objective of this Statement is to better meet the information needs of financial statement users by updating the recognition and measurement guidance for compensated absences. That objective is achieved by aligning the recognition and measurement guidance under a unified model and by amending certain previously required disclosures. This Statement will become effective for reporting periods beginning after December 15, 2023, and the impact has not yet been determined.

GASB Statement No. 102, *Certain Risk Disclosures* – The objective of this Statement is to provide users of government financial statements with information about risks related to a government's vulnerabilities due to certain concentrations or constraints that is essential to their analyses for making decisions or assessing accountability. This Statement will become effective for reporting periods beginning after June 15, 2024, and the impact has not yet been determined.

GASB Statement No. 103, *Financial Reporting Model Improvements* – The objective of this Statement is to improve key components of the financial reporting model to enhance its effectiveness in providing information that is essential for decision making and assessing a government's accountability. This Statement also addresses certain application issues. This Statement will become effective for reporting periods beginning after June 15, 2025, and the impact has not yet been determined.

GASB Statement No. 104, *Disclosure of Certain Capital Assets* – The objective of this Statement is to provide users of government financial statements with essential information about certain types of capital assets. This Statement requires certain types of capital assets to be presented separately in the note disclosures, including right-to-use assets related to leases, Subscription-Based Information Technology Arrangements, and public-private or public-public partnerships. Other intangible assets are also required to be presented separately by major class. Additional disclosures have also been required for capital assets held for sale. This Statement will become effective for reporting periods beginning after June 15, 2025, and the impact has not yet been determined.

Restrictions on Use

This report is intended solely for the information and use of the Board of Trustees and management of Aledo Independent School District and is not intended to be and should not be used by anyone other than these specified parties.

Pattillo, Brown & Hill, L.L.P.

Waco, Texas
January 21, 2025