

IRVING INDEPENDENT SCHOOL DISTRICT

Regular - BOARD OF TRUSTEES
7:00 PM

Irving ISD Board Room
2621 West Airport Freeway
Irving, TX 75062
Monday, April 19, 2021

A G E N D A

I. CALL TO ORDER FOR 7:00 P.M. REGULAR BOARD MEETING

II. FIRST ORDER OF BUSINESS

- A. Announcement by the chairperson whether a quorum is present, and that the meeting has been duly called, and that notice of the meeting has been posted in accordance with the Texas open Meetings Act, Texas Government Code Chapter 551.
- B. Invocation
- C. Pledge of Allegiance to the American and Texas Flags (Trustees)
- D. Recognition of Teacher of the Month - Jessica Diaz, Pre-K Teacher - Kinkeade Early Childhood School 5
- E. Recognition of Employee of the Month - Carmen Rodriguez, Pre - K Paraprofessional - John Haley Elementary School 6
- F. Recognition of Guest Educator of the Month - Dana Hodgkins, Guest Educators - Lamar Middle School 7
- G. Recognition of 2020-2021 Golden Apple Recipients (N. Mansell)
- H. Public Comment

Individuals wishing to address the Board on agenda items or make comments regarding issues not on the agenda will be heard at this time.

- A. Non-Agenda Related Topics
- B. Agenda Related Topics

III. ACTION ITEMS

- A. Consider Approval of Consent Agenda Items
 - 1. Consider Approval of Minutes of Board Work Session on Tuesday, March 23, 2021 and Regular Board Meeting on Monday March 29, 2021 (M. Hernandez) 8

| | | |
|-----|---|-----|
| 2. | Consider Approval of Financial Statement for February 2021 (A.D. Jenkins) | 17 |
| 3. | Consider Approval of Resolution and Order No. 20-21-09 Authorizing April Amendment to the 2020-2021 Budget (A.D. Jenkins) | 42 |
| 4. | Consider Approval of Supplements to Irving ISD Tax Rolls (A.D. Jenkins) | 50 |
| 5. | Consider Approval of Proclamation 2021 Instructional Materials Selection and TEKS Certification Form (P. Alvarado/J. McKee) | 96 |
| 6. | Consider Approval of Agreement with Head Start of Greater Dallas (J. McKee) | 110 |
| 7. | Consider Approval of Waiver Request for Compensatory Education Home Instruction (I. Little/S. Galvan) | 130 |
| 8. | Consider Approval of Item No. 2021-23 Approving the Renewal of Award of Request for Proposal (RFP) # 15-23-861 for the Purchase of Hosted VoIP Telephone Service (A. McQuarters/J. Pilgrim) | 131 |
| 9. | Consider Approval of Item No. 2021-24 Approving the Renewal of Award of Request for Proposal (RFP) # 18-07-914C for the Purchase of Concrete Patching, Paving Curbs (J. Scrivner/J. Pilgrim) | 135 |
| 10. | Consider Approval of Final Payment and Closeout Documentation for the Irving ISD Roof Repair Project at Elliott Elementary (J. Scrivner) | 139 |
| 11. | Consider Approval of Item No. 2021-25 Approving the of Award of Request for Proposal (RFP) # 21-78-892 for the Purchase of Athletic Supplies, Accessories and Services (C. Roddy/J. Pilgrim) | 150 |
| 12. | Consider Approval of Item No. 2021-26 Approving the Award of Request for Proposal (RFP) # 21-49-926 Student Bus Ridership Tracking Software (A. Mejia/A. Smith/J. Pilgrim) | 156 |
| B. | Consider Approval of the Renewal of Probationary and Term Contracts of Employment of Administration Professional, Certified and Non-Certified Employees as listed on Exhibit B (J. Acosta/M. Webb) | 163 |
| C. | Consider Approval of the Renewal of Probationary and Term Contracts of Employment of the Employees Recommended by the Superintendent of Schools as listed on Exhibit C (J. Acosta/M. Webb) | 165 |

| | |
|--|-----|
| A. Written Reports | |
| 1. Report Regarding Board Training Credits (R. Randle) | 167 |
| 2. Division Reports | 169 |
| a. Business Services | |
| • Total Tax Collections | |
| • Payroll | |
| • Investment Earnings | |
| b. Human Resources | |
| c. Support Services | 173 |
| • Monthly Maintenance Work Order Summary Report | |

B. Announcements

1. Administration
 - a. Superintendent Announcement(s)
2. Board of Trustees
 - a. Individual Trustee Report IISD on Student Activity Event.

V. **EXECUTIVE SESSION**

- A. Section 551.071 - To seek the advice of the Board's attorney about:
 1. Pending or Contemplated Litigation, Settlement Offer, or Matter Under Investigation
 2. A Matter in Which the Professional Duty of the Attorney to the Board Conflicts with the Applicable Provisions of the Texas Open Meetings Act.
- B. Section 551.072 - To deliberate the purchase, exchange, sale, lease or value of real property if such deliberation in open session would have a detrimental effect on the Board's position in negotiations with a third party.
- C. Section 551.074 - To deliberate the appointment, employment, resignation, evaluation, reassignment, proposed nonrenewals, termination, duties, discipline, or dismissal of a public officer or employee; or to hear a complaint or charge against an officer or employee.
 1. Discuss and Consider Renewal of Probationary and Term Contracts of Employment of Administrative Professional, Certified and Non-Certified Employees as listed on Exhibit B

2. Discuss and Consider Approval of the Renewal of Probationary and Term Contracts of Employment for the Employees Recommended by the Superintendent of Schools as listed on Exhibit C
3. Hear and/or Deliberate the Level Three Grievance Appeal of Mary Balconi-Broome [Pursuant to Policy DGBA (LOCAL)] (D. Bunger)
4. Hear and/or Deliberate the Level Three Grievance Appeal of Keith Hines [Pursuant to Policy DGBA (LOCAL)] (D. Bunger)

VI. **RECONVENE** from Closed Meeting for Action Relative to Items Covered in Such Meeting.

- A. Consider Action by the Board Related to Pending or Contemplated Litigation, Settlement Offer, or Matter Under Investigation
- B. Consider Action by the Board on Purchase, Exchange, Lease or Sale of Real Property
- C. Consider Action Regarding Public Officer(s) or Employee(s) Considered in Executive Session as Authorized by Section 551.074, Texas Government Code
 1. Consider and Take Possible Action to Approve Renewal of Probationary and Term Contracts of Employment of Administrative Professional, Certified and Non-Certified Employees as listed on Exhibit B
 2. Consider and Take Possible Action to Approve the Renewal of Probationary and Term Contracts of Employment for the Employees Recommended by the Superintendent of Schools as listed on Exhibit C
 3. Consider and Take Possible Action on Level Three Grievance Appeal of Mary Balconi-Broome [Pursuant to Policy DGBA (LOCAL)]
 4. Consider and Take Possible Action on Level Three Grievance Appeal of Keith Hines [Pursuant to Policy DGBA (LOCAL)]

VII. **ADJOURNMENT**

**TEACHER OF THE MONTH
April 2021**

Ms. Jessica Diaz is a team leader at Kinkeade Early Childhood School. She is and has been an integral part of both her team and of the school. She serves effectively as a liaison between school administrators and the teachers on her team, and is also an active member of the Guiding Coalition for Professional Learning Communities at Kinkeade.

Ms. Diaz has written district curriculum for Pre-K and she is in constant communication with the Academic Specialist for Early Childhood Schools to ensure that her team members are well informed regarding new curriculum and best practices.

Ms. Diaz is well respected among her peers and the administrative staff. She demonstrates care and compassion for her students through her interactions with them and with their parents. The depth of her knowledge and the warmth of her heart are part of what makes her an exemplary Pre-K teacher.

Congratulations, Ms. Diaz, on being April's Teacher of the Month!

**EMPLOYEE OF THE MONTH
April 2021**

Carmen Rodriguez is always looking for opportunities to help around the school, especially in the front office. Carmen is the first person to greet people, offer assistance, and check in with the staff. She is always on the move. We are in awe of her at John Haley Elementary.

Ms. Rodriguez is also a great observer. She anticipates what others need and acts quickly. For example, a staff member pulled up in their car during the rain and unloaded some boxes. Ms. Rodriguez ran outside immediately offering to help. By the time the employee parked her car, Ms. Rodriguez had carried everything in! We appreciate her, her willingness to help anyone, and her hustle!

We are proud to recognize Ms. Rodriguez as Employee of the Month for April.

**GUEST EDUCATOR OF THE MONTH
April 2021**

Dana Hodgkins is a dedicated Guest Educator to our LIFE students. Anytime one of the LIFE teachers or paraprofessionals are out, she is ready to fill in. Ms. Hodgkins goes out of her way not only to engage with all LIFE students, but to assist with hygiene, feedings, lessons, and all of the additional support that is required in a LIFE classroom setting.

In the absence of the teacher and/or paraprofessional, Ms. Hodgkins keeps the learning environment going. We can always count on her to show up on time and ready to work. Dana Hodgkins is the direct image of what a guest educator should look like.

Way to go, Ms. Hodgkins!



CONSENT AGENDA ITEM
4/19/2021

TOPIC:

Consider Approval of Minutes of Board Work Session on Tuesday, March 23, 2021 and Regular Board meeting on Monday, March 29, 2021.

SUBMITTED BY: Magda Hernandez, Superintendent

BACKGROUND:

The Irving Independent School District Board of Trustees held a Board Work Session on Tuesday, March 23, 2021 and Regular Board meeting on Monday, March 29, 2021. The minutes of each said meeting are hereby presented to the Board for review and approval.

ADMINISTRATIVE RECOMMENDATION:

Board Work Session on Tuesday, March 23, 2021 and Regular Board meeting on Monday, March 29, 2021.

RECOMMENDED BOARD MOTION:

I move for Board approval of the minutes of the Board Work Session on Tuesday, March 23, 2021 and Regular Board meeting on Monday, March 29, 2021.

Additional Agenda Sheets Attached: Yes No

Attachments:

- Minutes of Board Work Session on Tuesday, March 23, 2021
- Minutes of Regular Board Meeting on Monday, March 29, 2021

AGENDA SHEET

Meeting Date:4/19/2021

Topic: Consider Approval of Minutes of Board Work Session on Tuesday, March 23, 2021 and Regular Board meeting on Monday, March 29, 2021.

**IRVING INDEPENDENT SCHOOL DISTRICT
WORK SESSION - BOARD OF TRUSTEES
6:00 P.M.
2621 W. Airport Frwy., Irving, TX 75062
Tuesday, March 23, 2021**

Call to Order

The work session was called to order by President Randy Randle at 6:30 p.m.

MEMBERS Randy Randle, President
PRESENT: Nuzhat Hye, Vice President
Tony Grimes
A.D. Jenkins
Michael Kelley
Dr. Rosemary Robbins

ABSENT: Pamela Campbell, Secretary

ALSO Magda Hernandez, Superintendent
PRESENT: Dr. Juan Carlos Martinez, Deputy Superintendent
Dr. Jackie Gorena, Chief of Learning Services
Dr. Andre Smith, Chief of Schools
Gary Micinski, Chief Financial Officer
Alvin McQuarters, Chief of Technology and Innovation
Dr. Nicole Mansell, Chief of Marketing and Communications
David Bunger, District General Council
Dr. Lance Campbell, Assistant Chief of High Schools
Curtis Mauricio, Assistant Chief of Middle Schools
Fernando Natividad, Assistant Chief of Finance and Federal Programs
Dr. Jeannine Porter, Chief of Employee Services
Jim Scrivner, Executive Director of Facilities & School Support Services
Imelda Little, Executive Director of Academic Support Services
Julie Miller, Executive Director of Curriculum and Instruction
Jerome Pilgrim, Director of Purchasing
Steve Franks, Director of Business Operations
Meritza Webb, Director Risk Management
Dorian Galindo, Executive Director of Planning, Evaluation and Research
Tracy Brown, Director of Guidance Counseling and College Readiness
Jaretha Jordan, Executive Director of Pre-5 Schools
Monica Smith, Director of Data Governance and Management Services
Shane Smith, Director of Technical Services
Lynn Andrews, Special Assistant to Deputy Superintendent
Karen Edwards, Executive Assistant

VISITORS: None

Receive Overview of the Progress Monitoring for HB3 Early Literacy Goals

Julie Miller, Executive Director of Curriculum and Instruction and Dr. Tracy Brown, Director of Guidance, Counseling and College Readiness gave a brief overview of the progress monitoring for HB3 early literacy goals. House Bill 3 required the establishment of early literacy goals in reading and math for 3rd grade STARR as well as progress monitoring goals for kindergarten through third grade.

Receive AVID Secondary Schools Annual

Dr. Tracy Brown, Director of Guidance, Counseling and College Readiness presented the annual report for AVID. The report included College & Career Readiness, enrollment, graduates, class of 202, and what's new for IISD's

Report AVID System.

Discussion of Regular Board Meeting Agenda Matters Discussion took place on the March 29, 2021, Regular Meeting Agenda matters.

Recess, Executive Session The Board recessed at 7:28 p.m. and convened in Executive Session at 7:55 p.m. The Board reconvened in Open Session at 7:40 p.m.

There being no further business, the meeting was adjourned at 9:40 p.m.

**IRVING INDEPENDENT SCHOOL DISTRICT
REGULAR MEETING - BOARD OF TRUSTEES
7:00 P.M.
2621 W. Airport Frwy., Irving, TX 75052
Monday, March 29, 2021**

Call to Order
Regular Meeting

The meeting was called to order by President Randy Randle at 7:00 p.m. He announced that a quorum was present and that the meeting had been duly called, and that notice of the meeting had been posted in accordance with the Texas Open Meetings Act, Texas Government Code Chapter 551.

MEMBERS Randy Randle, President
PRESENT: Nuzhat Hye, Vice President
Pamela Campbell, Secretary
Tony Grimes
A.D. Jenkins
Michael Kelley
Dr. Rosemary Robbins

ALSO Magda Hernandez, Superintendent
PRESENT: Dr. Juan Carlos Martinez, Deputy Superintendent
Dr. Jeannine Porter, Deputy Superintendent
Dr. Jackie Gorena, Chief of Learning Services
Dr. Andre Smith, Chief of Administrative Services
Gary Micinski, Chief Financial Officer
Alvin McQuarters, Chief of Technology and Innovation
Dr. Nicole Mansell, Chief of Marketing and
Communications
David Bungler, District General Council
Dr. Lance Campbell, Assistant Chief of Administrative
Services
Curtis Mauricio, Assistant Chief of Secondary Schools
Fernando Natividad, Assistant Chief of Finance and
Federal Programs
Jim Scrivner, Executive Director of Facilities & School
Support Services
Sammy Andrews, Assistant Director of Facilities
Meritza Webb, Executive Director Risk Management and
HR Systems
Imelda Little, Executive Director Academic Support
Services
Katy Gilleland, Director of Human Resources (West)
Nika Brunk, Director of Human Resources (East)
Jorge Acosta, Executive Director of Human Resources
Dr. Jaretha Jordan, Executive Director of Pre-K – 5
Schools
Fredy Moreno, Elliott Elementary
Caroline Creasman, Lady Bird Johnson Middle School
James Clark, Lady Bird Johnson Middle School
Sonja Jacinto, Austin Middle School
Channa Barnett, Austin Middle School
Candace Beasley, Austin Middle School
Leticia Villatoro, Schultz Elementary
Lynn Andrews, Special Assistant to Deputy
Superintendent
Karen Edwards, Executive Assistant

VISITORS: Lynn Rossi Scott, Brackett and Ellis
Tara McAfee
William Melenlese

The invocation was given by Pastor Dennis Webb, Bear Creek Community Church.

The pledges to the flags were led by Trustee Pamela Campbell.

| | |
|--|--|
| Recognition of Teacher of the Month | Mr. Michael Kelley recognized Caroline Creasman, Science/GT Teacher, Lady Bird Johnson Middle School. |
| Recognition of Employee of the Month | Mr. A.D. Jenkins recognized Fredy Moreno, Building Manager, Elliott Elementary School. |
| Recognition of Guest Educator of the Month | Mrs. Nuzhat Hye recognized Sonja Jacinto, Guest Educator, Austin Middle School. |
| Public Comment | No Public Comments |
| Motion re Consent Agenda | <p>Motion was made by Nuzhat Hye, seconded by A.D. Jenkins, to approve the Consent Agenda items as follows:</p> <ol style="list-style-type: none">1. Approval of Minutes of Board Work Session Meeting, Monday, February 22, 2021, and Regular Board Meeting on Monday, February 22, 20212. Approval of Financial Statement for January 20213. Approval of Resolution and Order No. 20-21-08 Authorizing March Amendment to the 2020-2021 Budget4. Approval of Supplements to Irving ISD Tax Rolls5. Approval of Increase of the Summer School Hourly Rates for Professional and Paraprofessional Staff6. Approval of Submission to the Texas Education Agency Missed School Day "Other" Waiver for Clifton Early Childhood School7. Approval of Submission to the Texas Education Agency Missed School Days Waiver8. Approval of AVID Contract 2021-20229. Approval of Item No. 2021-16 Approving the Renewal of Request for Proposal (RFP) #19-37-860 for the Purchase of iPad Parts and Related Services10. Approval of Item No. 2021-17 Approving the Expenditure of Funds for the Purchase of Chromebooks and Related Services and Delegate Authority to the Superintendent or her Designee to Approve Awards of Solicitations and Execute Contract as Necessary to Support District Staff and Students 1:1 Device Ratio11. Approval of Item No. 2021-18 Approving the Award and Expenditure of Funds for the Purchase of Apple Products for the 2020-2021 School Year12. Approval of Item No. 2021-19 Approving the Award of Request for Proposal (RFP) #21-69-908 for the Purchase of Internet Access Services13. Approval of Item No. 2021-20 Approving the Award of Request for Proposal (RFP) #21-55-916 for the Purchase of Large Kitchen Equipment14. Approval of Item No. 2021-21 Approving the Award of Request for |

Proposal (RFP) #21-59-872 for the Purchase of Professional Staff Development Consultant Services and Request for Proposal (RFP) #21-60-872 for Authors, Speakers and Presenters

15. Approval of Item No. 2021-22 Approving the Renewal of Award of Request for Qualifications (RFQ) #19-35-914 for the Purchase of Roof Consulting Services

16. Acceptance of Gifts and Donations to the District

Motion passed 7-0

Motion re
Approval of Internal
Auditor Evaluation

Recommendation to approve internal auditor evaluation.

Motion was made by Nuzhat Hye, seconded by Tony Grimes to approve the internal auditor evaluation.

Motion passed 7-0

Motion re Consider
Approval of
Naming Irving High
School Baseball
Facility to "Mike
Sartor Field at
Tiger Yard"

Recommendation made to Name Irving High School Baseball facility to "Mike Sartor Field at Tiger Yard".

Motion made by Pamela Campbell, seconded by Dr. Rosemary Robbins to name Irving High School Baseball facility to "Mike Sartor Field at Tiger Yard".

Motion passed 7-0

Motion re Approval
of Order No. 20-
21-01 Declaring
the Election of
Trustee in
Single Member
District 3
Cancelled and the
Unopposed
Candidate Elected

Administration recommends approval of Order No. 20-21-01 declaring the election of Trustee in single member district 3 cancelled and the unopposed candidate elected.

Motion made by Nuzhat Hye, seconded by Dr. Rosemary Robbins to approve Order No. 20-21-01 declaring the election of trustee in single member district 3 cancelled and the unopposed candidate elected.

Motion passed 7-0

Motion re Adoption
of Resolution No.
20-21-11
Accepting the
Certificate of
Unopposed
Candidate for the
May 1, 2021
Election

Administration recommends adoption of Resolution No. 20-21-11 accepting the certificate of unopposed candidate for the May 1, 2021 election.

Motion made by A.D. Jenkins, seconded by Tony Grimes to adopt Resolution No. 20-21-11 accepting the certificate of unopposed candidate for the May 1, 2021 election.

Motion passed 7-0

Motion re Approval
of Resolution No.
20-21-12 Adopting
the Election
Agreement

Administration recommends approval of Resolution No. 20-21-12 Adopting the Election Agreement.

Motion made by Nuzhat Hye, seconded by Michael Kelley to approve Resolution No. 20-21-12 adopting the election agreement.

Motion passed 7-0

Motion re Approval of Resolution No. 20-21-13 Authorizing Superintendent to Pay Employees During Winter Storm

Administration recommends approval of Resolution No. 20-21-13 authorizing superintendent to pay employees during winter storm.

Motion made by Dr. Rosemary Robbins, seconded by Tony Grimes to approve authorizing the superintendent to pay employees during winter storm.

Motion passed 7-0

Motion re Approval of Second Reading of Proposed Revisions to the Local Policies as Applicable per Department Updates and TASB Update 115:

Administration recommends approval of second reading of proposed revisions to the local policies as applicable per department updates and TASB Update 115: EI (LOCAL) - Academic Achievement, FB (LOCAL) Equal Educational Opportunity, FD (LOCAL) - Admissions Persons 21 Years of Age and Older, FEB (LOCAL) - Attendance - Attendance Accounting, FFG (LOCAL) - Student Welfare: Child Abuse and Neglect, FFH (LOCAL) - Student Welfare: Freedom from Discrimination, Harassment, and Retaliation, and FNG (LOCAL) – Student Rights and Responsibilities - Student and Parent Complaints/Grievances.

Motion made by A.D. Jenkins, seconded by Nuzhat Hye to approve second reading of proposes revisions to the local policies as applicable per department updates and TASB Update 115 as presented.

EI (LOCAL) - Academic Achievement, FB (LOCAL) Equal Educational Opportunity, FD (LOCAL) - Admissions Persons 21 Years of Age and Older, FEB (LOCAL) - Attendance - Attendance Accounting, FFG (LOCAL) - Student Welfare: Child Abuse and Neglect, FFH (LOCAL) - Student Welfare: Freedom from Discrimination, Harassment, and Retaliation, and FNG (LOCAL) - Student Rights and Responsibilities - Student and Parent Complaints/Grievances

Motion passed 7-0

Motion re Approval to Amend the 2020-2021 Board Work Session and Regular Board Meetings to One Monthly Meeting Effective April 19, 2021

Recommendation was made to approve to amend the 2020-2021 Board Work Session and Regular Board Meetings to one monthly meeting effective April 19, 2021.

Motion was made by Nuzhat Hye, seconded by Pamela Campbell to amend the 2020-2021 Board Work Session and Regular Board Meetings to one monthly meeting effective April 19, 2021.

Motion passed 7-0

Motion re Approval of 2021-2022 School Board Meetings Schedule Administration recommended approval of 2021-2022 School Board Meetings Schedule.
Motion made by Nuzhat Hye, seconded by Pamela Campbell to approve the 2021-2022 school board meetings schedule.

Motion passed 7-0

Announcements Administration

Administration announcements

Superintendent Hernandez's announcements included:

- Congratulations to the boys' soccer team on an outstanding 5-1 win against South Grand Prairie.
- Second Irving ISD collegiate academy set to open in south Irving in August 2022. Eber Perla, Irving ISD graduate and currently bilingual programs lead for the district, as the founding principal.
- Recognized Irving High School seniors Selena Martinez and Sheila Rodriguez for being named Dell Scholars.
- Irving ISD will be presented by Nimitz HS students Priya Alexander and Heidy Stewart at the Business Professionals of America (BPA) national competition next month.
- 18 Destination Imagination teams from across the district advanced to the state competition.
- Congratulations to eight Technology Student Association (TSA) students who will be representing Irving ISD at the virtual state competition next month.
- Congratulations to 30-year-old Lindsay Mendoza as she earned her high school diploma last month.
- Congratulations to our Food and Nutrition Services Department for earning a top-10 placing in the Children At Risk School Food Rankings.

Announcements Board

Trustees announced their attendance at district and other local events including thanks to the staff, faculty and parents, Facilities luncheon, Irving HS soccer game, congratulations to Eber Perla – collegiate academy, teacher/employee/guest educator of the month awards.

Recess, Executive Session

The Board recessed at 7:39 p.m. and convened in Executive Session at 7:55 p.m. The Board reconvened in Open Session at 8:55 p.m.

Motion re Take Possible Action on Level Three Grievance Appeal of Jessica Stowe [Pursuant to Policy DGBA (LOCAL)]

Motion was made by Dr. Rosemary Robbins, seconded by Pamela Campbell to uphold the administrations decision to deny the grievance appeal in it's entirety of Jessica Stowe.

Motion passed 7-0

There being no further business, the meeting was adjourned at approximately 9:00 p.m.

CONSENT AGENDA ITEM

4/19/2021

TOPIC: Financial Statements for February 2021

SUBMITTED BY: Gary Micinski, Chief Financial Officer

BACKGROUND: The monthly preparation of the financial statements is to provide information about the financial position, performance, and changes in financial position of the District, which can be useful to the Board of Trustees, management, and other stakeholders in making economic decisions.

ADMINISTRATIVE RECOMMENDATION: The Administration recommends that the Board approve the Financial Statements for February 2021.

RECOMMENDED BOARD MOTION: I move the Board approve the Financial Statements for February 2021.

Attachments:

1. Summary Memo from Steve Franks to Gary Micinski
2. Graphic Presentation of Expenditures and Fund Balance
3. Expenditures and Revenue Report for All Funds
4. Balance Sheet Reports for General Operating, Food Service and Debt Service Funds

Date: April 19, 2021
To: Gary Micinski, Chief Financial Officer
From: Steve Franks, Director of Business Operations
Subject: Financial Statements for February 2021

General Operating Fund

Revenue:

Total revenue and other sources for the General Operating Fund through February were \$242,918,152 or 71.3% of budget, compared to \$247,421,494 or 72.7% of budget last year, a decrease of \$4,503,342 or 1.8%. The decrease in total revenue and other sources was attributed to the following item:

- State revenue including per capita and foundation receipts totaled \$89,869,392 compared to \$99,721,257 last year, a decrease of \$9,851,865 or 9.9%. For fiscal year 2020-2021 state funding was reduced by approximately \$15 million based on an anticipated increase in property tax revenue. It is anticipated in future months that property tax revenue will exceed the previous year's total by approximately \$15 million.

Expenditures:

Total expenditures and other uses for the General Operating Fund through February were \$158,746,113 or 44.9% of budget, compared to \$152,039,952 or 44.7% of budget last year, an increase of \$6,706,160 or 4.4%. The increase in total expenditures was attributed to the following item:

- Function 11 – Payroll expenditures were \$95,255,874 or 49.3% of budget, compared to \$88,894,405 or 47.9% of budget last year, an increase of \$6,361,469 or 7.2%. This increase is attributed to the hiring of teachers for PreK programs at elementary campuses.

Food Service Fund

Revenue:

Total revenue and other sources for the Food Service Fund through February were \$11,984,737 or 65.3% of budget compared to \$15,713,450 or 63.8% of budget last year, a decrease of \$3,728,713 or 23.7%. The decrease in total revenue was attributed to the following item:

- There was a significant reduction in meals served through February in comparison to meals through the same period last year.

Expenditures:

Total expenditures and other uses for the Food Service Fund through February were \$10,795,692 or 50.6% of budget compared to \$12,041,200 or 42.4% of budget last year

which represents a decrease of \$1,245,509 or 10.3%. The decrease in total expenditures was attributed to the following item:

- The reduction in expenditures of \$1,245,509 is the result of the significant decline in meals served and the reduction of capital outlay projects.

Meals Served thru February – Current & Prior Year Comparison

| Breakfast | | | Lunch | | | Dinner | | |
|-----------|-----------|------------|-----------|-----------|-------------|---------|--------|------------|
| 19-20 | 20-21 | Diff (+/-) | 19-20 | 20-21 | Diff (+/-) | 19-20 | 20-21 | Diff (+/-) |
| 2,090,819 | 1,465,678 | (625,141) | 2,679,725 | 1,665,273 | (1,014,452) | 139,935 | 24,097 | (115,838) |
| | | (29.9%) | | | (37.9%) | | | (82.8%) |

Debt Service Fund

Revenue:

There was no significant difference in total revenue and other sources for the Debt Service Fund through February when compared to total revenue and other sources through the same period of the previous year when the impact of the prior year bond refunding is removed.

Expenditures:

There was no significant difference in total expenditures and other uses for the Debt Service Fund through February when compared to total expenditures and other uses through the same period of the previous year when the impact of the prior year bond refunding is removed.

Special Revenue Funds

Special Revenue Funds are used to account for the proceeds of special revenue sources (other than tax assessments, major capital projects, etc.) that are legally restricted to expenditures for specified purposes, such as special education grants.

Revenue:

There was no significant difference in total revenue and other sources for the Special Revenue Funds through February when compared to total revenue and other sources through the same period of the previous year.

Expenditures:

Total expenditures and other uses for the Special Revenue Funds through February was \$14,299,991 compared to \$10,321,405 in the prior year which represents an increase of \$3,978,586 or 38.5%. The increase in expenditures is attributed to CARES Act funding to pay for COVID-19 protective measures for District facilities and technology upgrades for classrooms and distance learning.

Capital Projects Funds

Revenue:

There was no significant difference in total revenue and other sources for the Capital Projects Funds through February when compared to total revenue and other sources through the same period of the previous year.

Expenditures:

There was no significant difference in total expenditures and other uses for the Capital Projects Funds through February when compared to total expenditures and other uses through the same period of the previous year.

Proprietary Funds

Irving ISD maintains the following Internal Service Funds: Workers' Compensation, Unemployment, Science Refurbishment, and Print Shop Service Center.

Revenue:

Total revenue and other sources for the Internal Service Funds through February were \$1,795,314 or 72.5% of budget compared to \$906,566 or 60.7% of budget last year which represents an increase of \$888,748 or 98.0%.

- The District has increased its contribution to the unemployment internal service fund to offset the increase in unemployment claims throughout the Summer and Fall of 2020. Unemployment charges for services increased by \$889,887 in the first five months of the new fiscal year compared to the prior fiscal year.

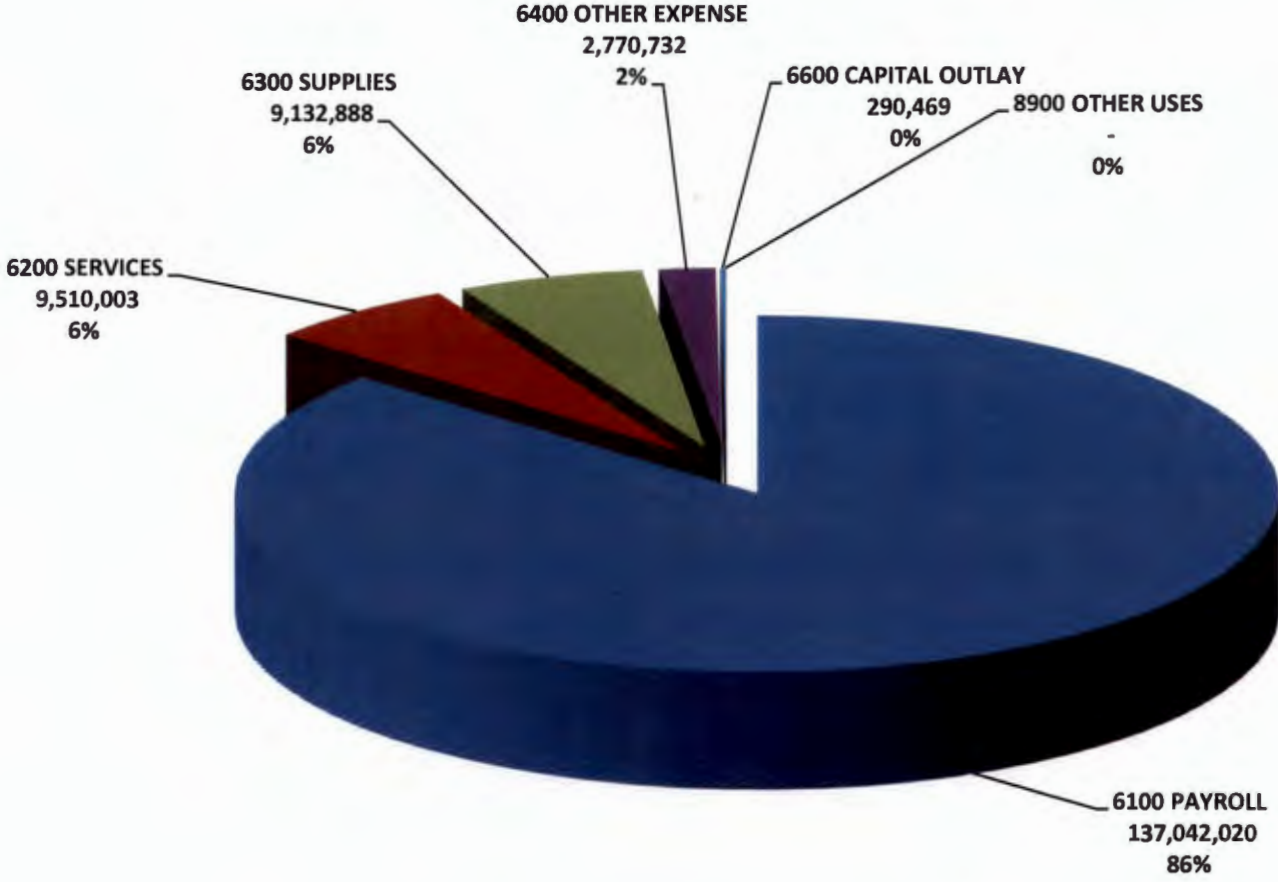
Expenditures:

Total expenditures for the Internal Service Funds through February were \$862,214 or 34.8% of budget, compared to \$590,230 or 23.4% of budget last year which represents an increase of \$271,984 or 46.1%.

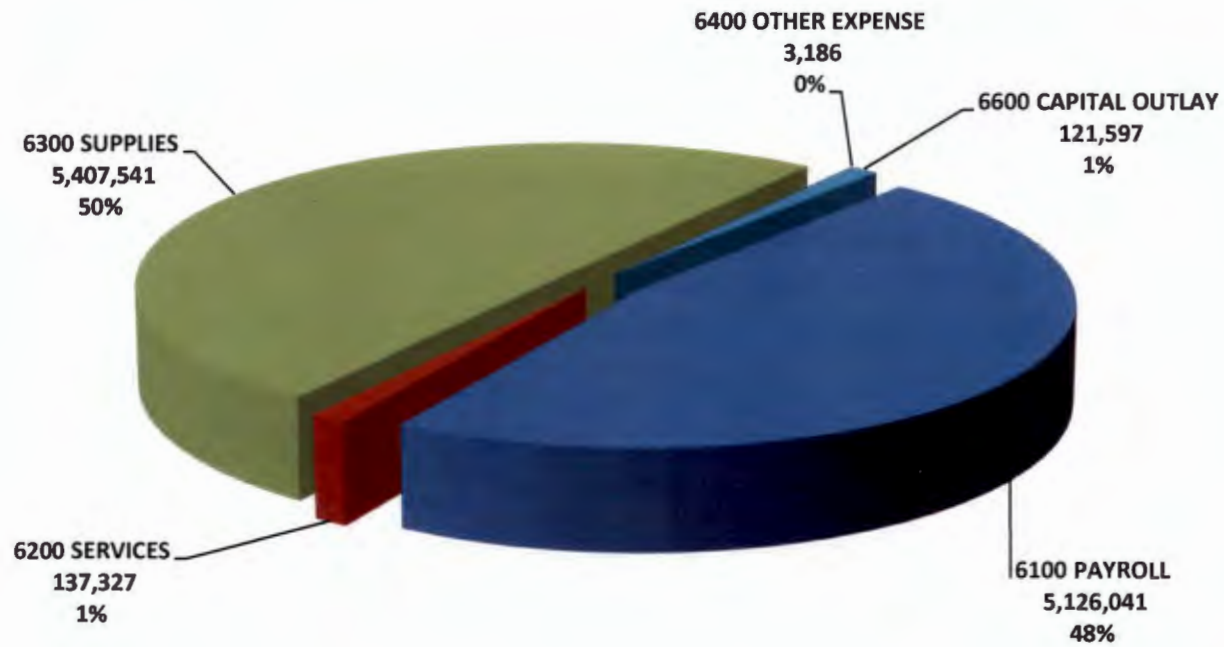
- Workers' compensation claims and other expenses are trending higher based on two higher value claims managed in the current year. Workers' compensation claims and other expenses totaled \$443,199 compared to \$184,279 last year, an increase of \$258,920 or 140.5%.

As of February 28, 2021, total net assets for all the Internal Service Funds were \$2,032,104. However, the Science Refurbishment Center and Print Shop had a negative net asset position.

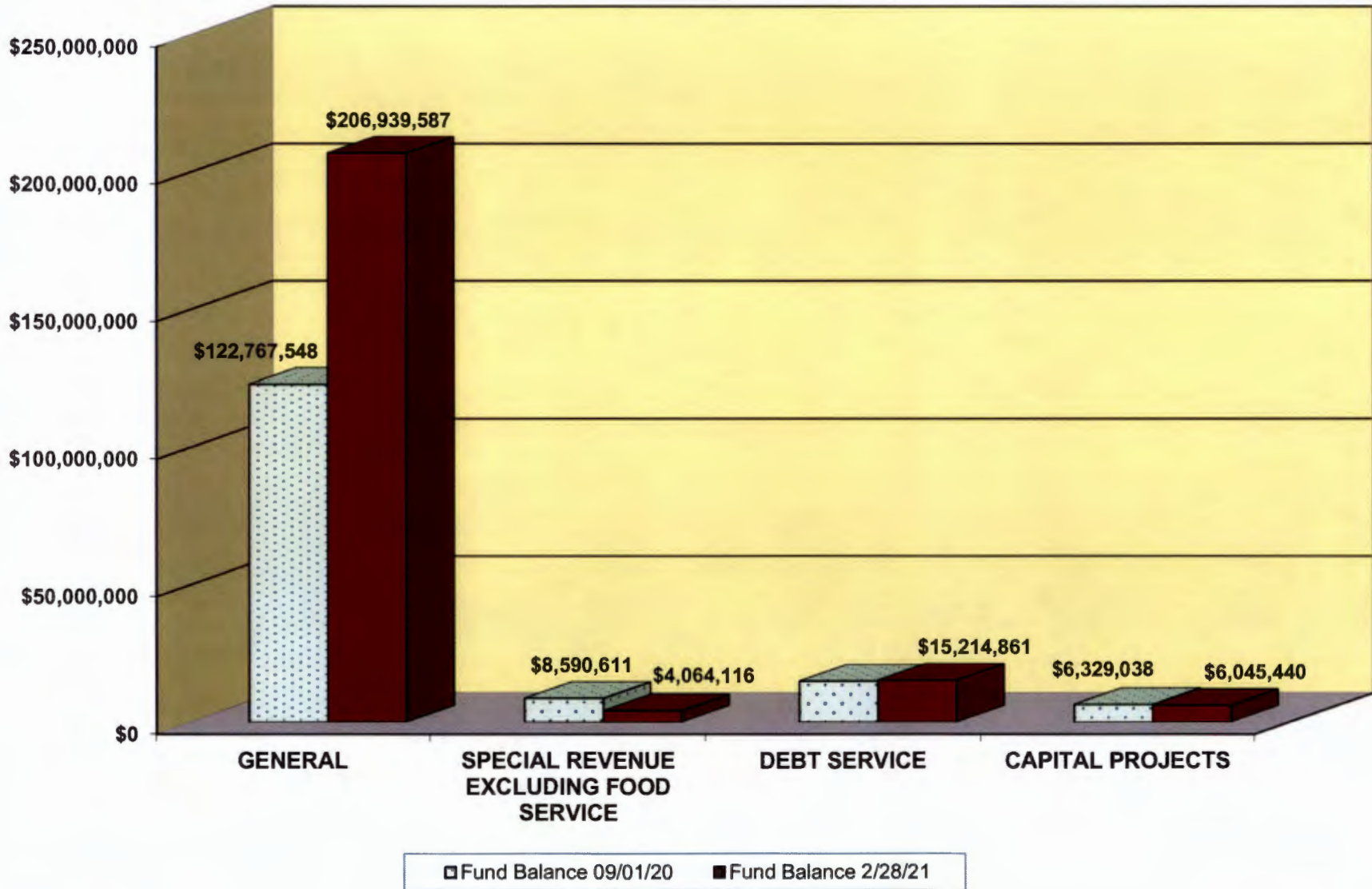
General Operating Fund YTD Actual Expenditures February 28, 2021



Food Service Fund YTD Actual Expenditures February 28, 2021

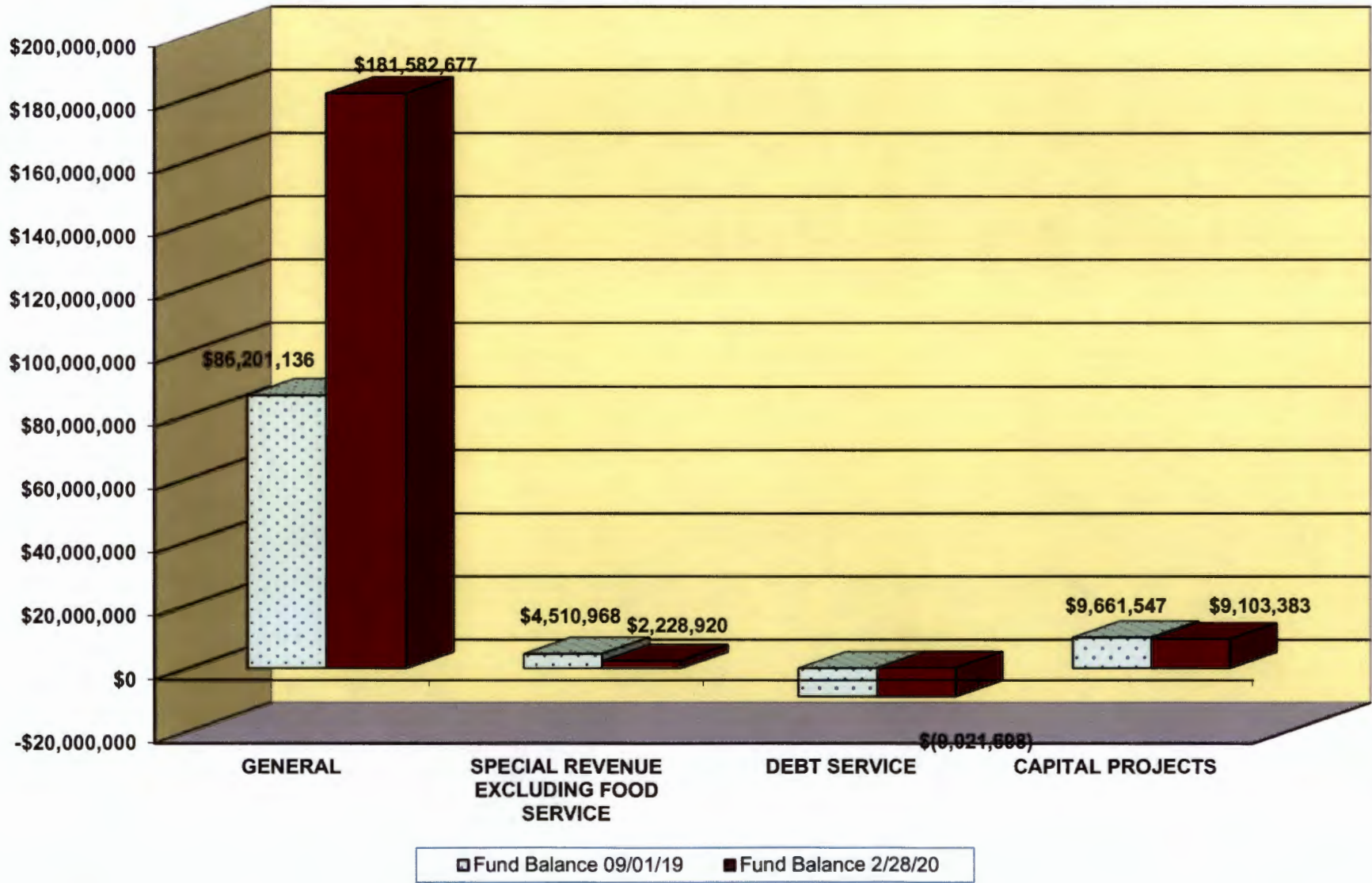


Comparative Fund Balances February 28, 2021



23

Comparative Fund Balances February 28, 2020



IRVING INDEPENDENT SCHOOL DISTRICT
 COMPARISON OF GENERAL OPERATING BUDGET & ACTUAL
 February 28, 2021

| | CURRENT YEAR | | | | | | PRIOR YEAR | | |
|----------------------------------|----------------------------|-------------|--------|-------------|-------|-----------------|----------------------------|-------------|--------|
| | 09/01/2020 to 2/28/2021 | | | 2/21 MTD | | (OVER) UNDER | 09/01/2019 to 2/28/2020 | | |
| | BUDGET | ACTUAL | %YTD | ACTUAL | %MTD | YTD BUDGET | BUDGET | ACTUAL | %YTD |
| REVENUE | | | | | | | | | |
| LOCAL RESOURCES: | | | | | | | | | |
| 5711 TAXES CURRENT YEAR | 159,000,000 | 149,470,838 | 94.0% | 27,151,762 | 17.1% | 9,529,162 | 143,312,706 | 141,396,881 | 98.7% |
| 5712 DELINQUENT TAXES | 296,205 | 281,726 | 95.1% | 70,687 | 23.9% | 14,479 | 720,164 | 324,973 | 45.1% |
| 5719 OTHER TAX RELATED REVENUE | 500,000 | 775,142 | 155.0% | 285,410 | 57.1% | (275,142) | 500,000 | 798,048 | 159.6% |
| TOTAL TAXES | 159,796,205 | 150,527,706 | 94.2% | 27,507,859 | 17.2% | 9,268,499 | 144,532,870 | 142,519,902 | 98.6% |
| 5735 SUMMER SCHOOL | - | - | -- | - | -- | - | 50,000 | 500 | 1.0% |
| 5738 PARKING FEES | 4,500 | 2,049 | 45.5% | 243 | 5.4% | 2,451 | 5,000 | 4,177 | 83.5% |
| 5739 OTHER TUITION AND FEES | 200,000 | 68,065 | 34.0% | 11,747 | 5.9% | 131,935 | 350,000 | 269,432 | 77.0% |
| 5742 INVESTMENT EARNINGS | 500,000 | 181,706 | 36.3% | 21,351 | 4.3% | 318,294 | 1,000,000 | 1,488,532 | 148.9% |
| 5743 RENTAL OF FACILITIES | 70,000 | - | 0.0% | - | 0.0% | 70,000 | 200,000 | 61,804 | 30.9% |
| 5744 GIFTS AND BEQUESTS | 601,428 | 23,109 | 3.8% | 20 | 0.0% | 578,319 | 214,011 | 168,889 | 78.9% |
| 5745 NET INSURANCE RECOVERY | 200,000 | 121,450 | 60.7% | - | 0.0% | 78,550 | - | 17,129 | -- |
| 5746 TIF TAXES COLLECTED | - | - | -- | - | -- | - | - | - | -- |
| 5749 MISCELLANEOUS REVENUE | 253,220 | 734,778 | 290.2% | 49,762 | 19.7% | (481,557) | 249,184 | 474,748 | 190.5% |
| 5752 ATHLETIC | - | 90,248 | -- | 16,307 | -- | (90,248) | 261,000 | 208,111 | 79.7% |
| 5755 ACTIVITY FUND RECEIPTS | 1,965,270 | 219,248 | 11.2% | 25,424 | 1.3% | 1,746,022 | 1,543,984 | 772,458 | 50.0% |
| 5766 CONCURRENT ENROLLMENT | 50,000 | - | 0.0% | - | 0.0% | 50,000 | 25,000 | 79,000 | 316.0% |
| 5767 IRVING SCHOOL FOUNDATION | - | - | 109.0% | - | 0.0% | (17,990) | - | 158 | -- |
| 5769 REVENUE FROM INTERMEDIATE | 200,000 | 217,990 | 41.0% | - | 0.0% | 2,385,776 | 150,000 | 129,914 | 86.6% |
| TOTAL OTHER LOCAL RESOURCES | 4,044,418 | 1,658,642 | 41.0% | 124,855 | 3.1% | 2,385,776 | 4,048,179 | 3,674,851 | 90.8% |
| TOTAL LOCAL RESOURCES | 163,840,623 | 152,186,348 | 92.9% | 27,632,714 | 16.9% | 11,654,275 | 148,581,049 | 146,194,753 | 98.4% |
| STATE RESOURCES: | | | | | | | | | |
| 5811 PER CAPITA | 14,733,689 | 5,310,307 | 36.0% | 450,503 | 3.1% | 9,423,382 | 7,894,020 | 3,268,201 | 41.4% |
| 5812 FOUNDATION ENTITLEMENTS | 142,109,122 | 76,407,045 | 53.8% | - | 0.0% | 65,702,077 | 165,627,056 | 88,748,309 | 53.6% |
| 5819 STATE | - | - | -- | - | -- | - | - | - | -- |
| 5829 TEA/NON-FOUNDATION REVENUE | - | - | -- | - | -- | - | - | - | -- |
| 5831 STATE TRS ON-BEHALF | 15,652,186 | 8,152,040 | 52.1% | 1,258,001 | 8.0% | 7,500,146 | 12,962,813 | 7,704,747 | 59.4% |
| TOTAL STATE RESOURCES | 172,494,997 | 89,869,392 | 52.1% | 1,708,504 | 1.0% | 82,625,605 | 186,483,889 | 99,721,257 | 53.5% |
| FEDERAL RESOURCES: | | | | | | | | | |
| 5929 FEDERAL REVENUE-TEA DISTR. | 350,000 | 293,654 | 83.9% | 186,405 | 53.3% | 56,346 | 350,000 | 219,910 | 62.8% |
| 5931 SHARS REIMBURSEMENT | 4,000,000 | 421,268 | 10.5% | 58,594 | 1.5% | 3,578,732 | 3,800,000 | 913,174 | 24.0% |
| 5946 BABS SUBSIDY | - | - | -- | - | -- | - | 734,608 | 193,252 | 26.3% |
| 5949 ROTC | 250,000 | 122,081 | 48.8% | 46,361 | 18.5% | 127,919 | 250,000 | 146,021 | 58.4% |
| TOTAL FEDERAL RESOURCES | 4,600,000 | 837,002 | 18.2% | 291,360 | 6.3% | 3,762,998 | 5,134,608 | 1,472,357 | 28.7% |
| OTHER SOURCES: | | | | | | | | | |
| 7912 SALE OF FIXED ASSETS | - | 25,410 | -- | - | -- | (25,410) | - | 33,128 | -- |
| 7915 INTERFUND TRANSFERS IN | - | - | -- | - | -- | - | - | - | -- |
| 7918 SPECIAL ITEMS | - | - | -- | - | -- | - | - | - | -- |
| 7919 EXTRAORDINARY ITEMS | - | - | -- | - | -- | - | - | - | -- |
| TOTAL OTHER REVENUE SOURCES | - | 25,410 | -- | - | -- | (25,410) | - | 33,128 | -- |
| TOTAL GENERAL OPERATING REVENUE: | 340,935,620 | 242,918,152 | 71.3% | 29,632,579 | 8.7% | 98,017,468 | 340,199,546 | 247,421,494 | 72.7% |

IRVING INDEPENDENT SCHOOL DISTRICT
 COMPARISON OF GENERAL OPERATING BUDGET & ACTUAL
 February 28, 2021

| | CURRENT YEAR | | | | | | PRIOR YEAR | | |
|---|----------------------------|----------------|-------|-------------|------|-----------------|----------------------------|------------|-------|
| | 09/01/2020 to 2/28/2021 | | | 2/21 MTD | | (OVER) UNDER | 09/01/2019 to 2/28/2020 | | |
| | BUDGET | ACTUAL | %YTD | ACTUAL | %MTD | YTD BUDGET | BUDGET | ACTUAL | %YTD |
| EXPENDITURES | | | | | | | | | |
| 11 INSTRUCTION: | | | | | | | | | |
| 6100 PAYROLL | 193,084,753 | 95,255,874 | 49.3% | 15,637,282 | 8.1% | 97,828,879 | 185,543,115 | 88,894,405 | 47.9% |
| 6200 CONTRACTED SERVICES | 2,128,748 | 849,138 | 39.9% | 63,721 | 3.0% | 1,279,610 | 2,008,453 | 946,869 | 47.1% |
| 6300 SUPPLIES | 7,967,493 | 3,988,659 | 50.1% | 230,126 | 2.9% | 3,978,834 | 11,048,393 | 3,079,624 | 27.9% |
| 6400 OTHER EXPENSE | 1,462,882 | 273,890 | 18.7% | 37,967 | 2.6% | 1,188,992 | 2,581,451 | 1,149,939 | 44.5% |
| 6600 CAPITAL OUTLAY | 17,590 | 2,991 | 17.0% | - | 0.0% | 14,599 | 32,925 | 14,930 | 45.3% |
| TOTAL INSTRUCTION | 204,661,466 | 100,370,552.89 | 49.0% | 15,969,097 | 7.8% | 104,290,913 | 201,214,337 | 94,085,767 | 46.8% |
| 12 LIBRARY: | | | | | | | | | |
| 6100 PAYROLL | 4,736,730 | 2,267,244 | 47.9% | 373,973 | 7.9% | 2,469,487 | 4,332,073 | 2,315,705 | 53.5% |
| 6200 CONTRACTED SERVICES | 89,133 | 29,172 | 32.7% | 60 | 0.1% | 59,962 | 62,385 | 18,248 | 29.3% |
| 6300 SUPPLIES | 1,155,241 | 743,279 | 64.3% | 19,105 | 1.7% | 411,963 | 1,192,718 | 673,186 | 56.4% |
| 6400 OTHER EXPENSE | 39,258 | 7,538 | 19.2% | - | 0.0% | 31,720 | 70,546 | 21,520 | 30.5% |
| 6600 CAPITAL OUTLAY | 33,189 | - | 0.0% | - | 0.0% | 33,189 | 15,000 | - | 0.0% |
| TOTAL LIBRARY | 6,053,552 | 3,047,231 | 50.3% | 393,138 | 6.5% | 3,006,320 | 5,672,722 | 3,028,659 | 53.4% |
| 13 STAFF DEVELOPMENT: | | | | | | | | | |
| 6100 PAYROLL | 3,396,332 | 1,926,189 | 56.7% | 301,107 | 8.9% | 1,470,143 | 3,040,680 | 1,532,098 | 50.4% |
| 6200 CONTRACTED SERVICES | 367,287 | 87,654 | 23.9% | 4,160 | 1.1% | 279,633 | 595,997 | 260,624 | 43.7% |
| 6300 SUPPLIES | 1,236,997 | 477,077 | 38.6% | 5,598 | 0.5% | 759,920 | 1,164,874 | 897,412 | 77.0% |
| 6400 OTHER EXPENSE | 680,991 | 139,516 | 20.5% | 11,053 | 1.6% | 541,475 | 807,515 | 277,215 | 34.3% |
| 6600 CAPITAL OUTLAY | - | - | - | - | - | - | 68,000 | - | 0.0% |
| TOTAL STAFF DEVELOPMENT | 5,681,608 | 2,630,437 | 46.3% | 321,917 | 5.7% | 3,051,171 | 5,677,066 | 2,967,349 | 52.3% |
| 21 INSTRUCTIONAL ADMINISTRATION: | | | | | | | | | |
| 6100 PAYROLL | 5,324,842 | 2,625,943 | 49.3% | 428,422 | 8.0% | 2,698,899 | 4,547,350 | 2,462,915 | 54.2% |
| 6200 CONTRACTED SERVICES | 324,670 | 89,234 | 27.5% | 2,796 | 0.9% | 235,436 | 442,714 | 164,498 | 37.2% |
| 6300 SUPPLIES | 526,626 | 195,290 | 37.1% | 6,680 | 1.3% | 331,336 | 312,258 | 147,312 | 47.2% |
| 6400 OTHER EXPENSE | 338,889 | 133,100 | 39.3% | 9,822 | 2.9% | 205,789 | 265,895 | 138,668 | 52.2% |
| 6600 CAPITAL OUTLAY | 500 | - | 0.0% | - | 0.0% | 500 | 500 | - | 0.0% |
| TOTAL INSTRUCTIONAL ADMINISTRATION | 6,515,527 | 3,043,567 | 46.7% | 447,720 | 6.9% | 3,471,960 | 5,568,717 | 2,913,392 | 52.0% |
| 23 SCHOOL ADMINISTRATION: | | | | | | | | | |
| 6100 PAYROLL | 20,540,432 | 10,153,871 | 49.4% | 1,681,994 | 8.2% | 10,386,561 | 20,772,243 | 9,967,329 | 48.0% |
| 6200 CONTRACTED SERVICES | 114,217 | 74,808 | 65.5% | 3,227 | 2.8% | 39,409 | 106,754 | 63,919 | 59.9% |
| 6300 SUPPLIES | 346,529 | 208,344 | 60.1% | 19,083 | 5.5% | 138,185 | 269,416 | 121,903 | 45.2% |
| 6400 OTHER EXPENSE | 404,288 | 166,912 | 41.3% | 9,132 | 2.3% | 237,375 | 300,992 | 164,606 | 54.7% |
| 6600 CAPITAL OUTLAY | 2,837 | - | 0.0% | - | 0.0% | 2,837 | - | - | - |
| TOTAL SCHOOL ADMINISTRATION | 21,408,303 | 10,603,935 | 49.5% | 1,713,437 | 8.0% | 10,804,368 | 21,449,406 | 10,317,757 | 48.1% |

IRVING INDEPENDENT SCHOOL DISTRICT
 COMPARISON OF GENERAL OPERATING BUDGET & ACTUAL
 February 28, 2021

| | CURRENT YEAR | | | | | | PRIOR YEAR | | |
|--|----------------------------|-----------|--------|-------------|--------|-----------------|----------------------------|-----------|---------|
| | 09/01/2020 to 2/28/2021 | | | 2/21 MTD | | (OVER) UNDER | 09/01/2019 to 2/28/2020 | | |
| | BUDGET | ACTUAL | %YTD | ACTUAL | %MTD | YTD BUDGET | BUDGET | ACTUAL | %YTD |
| 31 COUNSELING SERVICES: | | | | | | | | | |
| 6100 PAYROLL | 14,928,345 | 7,305,743 | 48.9% | 1,191,135 | 8.0% | 7,622,602 | 13,816,491 | 7,150,761 | 51.8% |
| 6200 CONTRACTED SERVICES | 959,957 | 104,837 | 10.9% | 11,834 | 1.2% | 855,120 | 1,175,760 | 590,965 | 50.3% |
| 6300 SUPPLIES | 533,319 | 448,504 | 84.1% | 19,070 | 3.6% | 84,815 | 392,703 | 320,242 | 81.5% |
| 6400 OTHER EXPENSE | 151,008 | 25,473 | 16.9% | 6,264 | 4.1% | 125,534 | 92,247 | 49,163 | 53.3% |
| 6600 CAPITAL OUTLAY | - | - | - | - | - | - | - | - | - |
| TOTAL COUNSELING SERVICES | 16,572,628 | 7,884,557 | 47.6% | 1,228,303 | 7.4% | 8,688,071 | 15,477,201 | 8,111,130 | 52.4% |
| 32 ATTENDANCE SERVICES: | | | | | | | | | |
| 6100 PAYROLL | 1,341,408 | 650,468 | 48.5% | 106,290 | 7.9% | 690,940 | 1,581,844 | 642,866 | 40.6% |
| 6200 CONTRACTED SERVICES | 1,662 | 2,750 | 165.5% | 511 | 30.7% | (1,088) | 750 | 2,250 | 300.0% |
| 6300 SUPPLIES | - | - | - | - | - | - | - | - | - |
| 6400 OTHER EXPENSE | 7,255 | 1,849 | 25.5% | 806 | 11.1% | 5,406 | 7,346 | 2,493 | 33.9% |
| TOTAL ATTENDANCE SERVICES | 1,350,325 | 655,067 | 48.5% | 107,606 | 8.0% | 695,258 | 1,589,940 | 647,609 | 40.7% |
| 33 HEALTH SERVICES: | | | | | | | | | |
| 6100 PAYROLL | 3,390,515 | 1,673,258 | 49.4% | 265,601 | 7.8% | 1,717,257 | 3,296,863 | 1,640,741 | 49.8% |
| 6200 CONTRACTED SERVICES | 5,596 | 2,279 | 40.7% | 38 | 0.7% | 3,317 | 5,596 | 2,594 | 46.4% |
| 6300 SUPPLIES | 137,238 | 69,625 | 50.7% | 4,652 | 3.4% | 67,613 | 132,925 | 98,760 | 74.3% |
| 6400 OTHER EXPENSE | 4,530 | 95 | 2.1% | - | 0.0% | 4,435 | 5,174 | 1,987 | 38.4% |
| 6600 CAPITAL OUTLAY | - | - | - | - | - | - | - | - | - |
| TOTAL HEALTH SERVICES | 3,537,879 | 1,745,256 | 49.3% | 270,291 | 7.6% | 1,792,622 | 3,440,558 | 1,744,081 | 50.7% |
| 34 PUPIL TRANSPORTATION: | | | | | | | | | |
| 6100 PAYROLL | - | 57,553 | - | 9,498 | - | (57,553) | - | - | - |
| 6200 CONTRACTED SERVICES | 11,632,465 | 2,436,951 | 20.9% | 542,663 | 4.7% | 9,195,514 | 12,630,522 | 2,954,298 | 23.4% |
| 6300 SUPPLIES | 835,000 | 139,815 | 16.7% | 18,773 | 2.2% | 695,185 | 821,943 | 336,466 | 40.9% |
| 6400 OTHER EXPENSE | 155,007 | 17,154 | 11.1% | (15,774) | -10.2% | 137,853 | 163,397 | (188,180) | -115.2% |
| 6600 CAPITAL OUTLAY | - | - | - | - | - | - | 2,200,000 | - | 0.0% |
| TOTAL PUPIL TRANSPORTATION | 12,622,472 | 2,651,472 | 21.0% | 555,159 | 4.4% | 9,971,000 | 15,815,862 | 3,102,583 | 19.6% |
| 35 FOOD SERVICE: | | | | | | | | | |
| 6100 PAYROLL | 512,238 | 273,509 | 53.4% | 40,791 | 8.0% | 238,729 | 422,353 | 276,342 | 65.4% |
| 6300 SUPPLIES | 52,998 | - | 0.0% | - | 0.0% | 52,998 | 31,000 | - | 0.0% |
| 6400 OTHER EXPENSE | 220,000 | 6,343 | 2.9% | - | 0.0% | 213,657 | 220,000 | - | 0.0% |
| 6600 CAPITAL OUTLAY | - | - | - | - | - | - | - | - | - |
| TOTAL FOOD SERVICE | 785,236 | 279,851 | 35.6% | 40,791 | 5.2% | 505,385 | 673,353 | 276,342 | 41.0% |
| 36 EXTRA-CURRICULAR ACTIVITIES: | | | | | | | | | |
| 6100 PAYROLL | 4,111,550 | 1,926,848 | 46.9% | 315,428 | 7.7% | 2,184,702 | 4,130,414 | 1,926,882 | 46.7% |
| 6200 CONTRACTED SERVICES | 565,538 | 215,325 | 38.1% | 39,133 | 6.9% | 350,213 | 448,835 | 250,590 | 55.8% |
| 6300 SUPPLIES | 687,357 | 162,988 | 23.7% | 14,591 | 2.1% | 524,369 | 506,275 | 151,293 | 29.9% |
| 6400 OTHER EXPENSE | 1,142,085 | 394,686 | 34.6% | 65,174 | 5.7% | 747,399 | 1,471,546 | 754,065 | 51.2% |
| 6600 CAPITAL OUTLAY | 23,621 | 12,924 | 54.7% | 6,849 | 29.0% | 10,697 | 45,124 | 15,507 | 34.4% |
| TOTAL EXTRA-CURRICULAR ACTIVITIES | 6,530,150 | 2,712,771 | 41.5% | 441,175 | 6.8% | 3,817,379 | 6,602,194 | 3,098,337 | 46.9% |

IRVING INDEPENDENT SCHOOL DISTRICT
 COMPARISON OF GENERAL OPERATING BUDGET & ACTUAL
 February 28, 2021

| | CURRENT YEAR | | | | | | PRIOR YEAR | | |
|-----------------------------------|----------------------------|------------|--------|-------------|-------|-------------------------------|----------------------------|------------|-------|
| | 09/01/2020 to 2/28/2021 | | | 2/21 MTD | | (OVER) UNDER YTD BUDGET | 09/01/2019 to 2/28/2020 | | |
| | BUDGET | ACTUAL | %YTD | ACTUAL | %MTD | | BUDGET | ACTUAL | %YTD |
| 41 GENERAL ADMINISTRATION: | | | | | | | | | |
| 6100 PAYROLL | 6,722,275 | 3,453,160 | 51.4% | 583,059 | 8.7% | 3,269,116 | 6,300,028 | 3,180,991 | 50.5% |
| 6200 CONTRACTED SERVICES | 1,003,226 | 422,619 | 42.1% | 94,865 | 9.5% | 580,606 | 1,117,856 | 436,125 | 39.0% |
| 6300 SUPPLIES | 1,014,228 | 311,986 | 30.8% | 8,873 | 0.9% | 702,243 | 830,825 | 191,283 | 23.0% |
| 6400 OTHER EXPENSE | 861,483 | 355,347 | 41.2% | 19,313 | 2.2% | 506,136 | 854,222 | 410,897 | 48.1% |
| 6600 CAPITAL OUTLAY | 29,474 | 29,474 | 100.0% | - | 0.0% | - | 10,246 | - | 0.0% |
| TOTAL GENERAL ADMINISTRATION | 9,630,686 | 4,572,585 | 47.5% | 706,111 | 7.3% | 5,058,101 | 9,113,177 | 4,219,295 | 46.3% |
| 51 MAINTENANCE: | | | | | | | | | |
| 6100 PAYROLL | 14,587,821 | 7,037,746 | 48.2% | 1,102,151 | 7.6% | 7,550,075 | 14,131,139 | 6,809,801 | 48.2% |
| 6200 CONTRACTED SERVICES | 13,073,544 | 2,926,819 | 22.4% | 594,570 | 4.5% | 10,146,726 | 9,066,188 | 2,966,864 | 32.7% |
| 6300 SUPPLIES | 3,643,021 | 1,105,563 | 30.3% | 168,650 | 4.6% | 2,537,458 | 2,366,821 | 1,206,376 | 51.0% |
| 6400 OTHER EXPENSE | 1,228,212 | 1,216,864 | 99.1% | 3,153 | 0.3% | 11,348 | 1,149,810 | 1,062,790 | 92.4% |
| 6600 CAPITAL OUTLAY | 142,200 | 45,484 | 32.0% | - | 0.0% | 96,716 | 258,697 | 39,194 | 15.2% |
| TOTAL MAINTENANCE | 32,674,798 | 12,332,476 | 37.7% | 1,868,525 | 5.7% | 20,342,321 | 26,972,655 | 12,085,025 | 44.8% |
| 52 SECURITY: | | | | | | | | | |
| 6100 PAYROLL | 2,164,101 | 1,105,035 | 51.1% | 179,259 | 8.3% | 1,059,066 | 2,145,072 | 1,125,217 | 52.5% |
| 6200 CONTRACTED SERVICES | 1,807,072 | 670,386 | 37.1% | 196,006 | 10.8% | 1,136,686 | 1,681,727 | 486,556 | 28.9% |
| 6300 SUPPLIES | 302,315 | 101,670 | 33.6% | 2,347 | 0.8% | 200,644 | 341,832 | 55,368 | 16.2% |
| 6400 OTHER EXPENSE | 19,070 | 11,824 | 62.0% | 342 | 1.8% | 7,246 | 16,592 | 11,224 | 67.6% |
| 6600 CAPITAL OUTLAY | 38,100 | - | 0.0% | - | 0.0% | 38,100 | 38,100 | - | 0.0% |
| TOTAL SECURITY | 4,330,658 | 1,888,915 | 43.6% | 377,954 | 8.7% | 2,441,743 | 4,223,323 | 1,678,365 | 39.7% |
| 53 DATA PROCESSING: | | | | | | | | | |
| 6100 PAYROLL | 2,394,691 | 1,149,287 | 48.0% | 181,092 | 7.6% | 1,245,404 | 2,248,381 | 1,154,814 | 51.4% |
| 6200 CONTRACTED SERVICES | 2,316,758 | 1,014,555 | 43.8% | 59,806 | 2.6% | 1,302,203 | 2,312,880 | 946,667 | 40.9% |
| 6300 SUPPLIES | 9,338,846 | 1,169,549 | 12.5% | 142,194 | 1.5% | 8,169,297 | 5,267,627 | 457,140 | 8.7% |
| 6400 OTHER EXPENSE | 55,023 | 4,015 | 7.3% | 1,135 | 2.1% | 51,008 | 62,333 | 11,508 | 18.5% |
| 6600 CAPITAL OUTLAY | 199,000 | 179,000 | 89.9% | - | 0.0% | 20,000 | 573,742 | 292,742 | 51.0% |
| TOTAL DATA PROCESSING | 14,304,318 | 3,516,406 | 24.6% | 384,227 | 2.7% | 10,787,912 | 10,464,963 | 2,862,871 | 27.4% |
| 61 COMMUNITY SERVICES: | | | | | | | | | |
| 6100 PAYROLL | 344,291 | 180,293 | 52.4% | 26,600 | 7.7% | 163,998 | 392,067 | 177,243 | 45.2% |
| 6200 CONTRACTED SERVICES | 188,776 | 51,875 | 27.5% | 3,361 | 1.8% | 136,901 | 260,950 | 165,518 | 63.4% |
| 6300 SUPPLIES | 38,827 | 10,539 | 27.1% | 40 | 0.1% | 28,288 | 81,315 | 22,516 | 27.7% |
| 6400 OTHER EXPENSE | 98,785 | 16,127 | 16.3% | 1,305 | 1.3% | 82,658 | 120,534 | 72,339 | 60.0% |
| 6600 CAPITAL OUTLAY | 5,984 | - | 0.0% | - | 0.0% | 5,984 | - | - | -- |
| TOTAL COMMUNITY SERVICES | 676,663 | 258,834 | 38.3% | 31,306 | 4.6% | 417,829 | 854,867 | 437,616 | 51.2% |

IRVING INDEPENDENT SCHOOL DISTRICT
 COMPARISON OF GENERAL OPERATING BUDGET & ACTUAL
 February 28, 2021

| | CURRENT YEAR | | | | | | PRIOR YEAR | | |
|--|----------------------------|--------------------|--------------|-------------------|-----------------|--------------------|----------------------------|--------------------|--------------|
| | 09/01/2020 to 2/28/2021 | | | 2/21 MTD | (OVER) UNDER | | 09/01/2019 to 2/28/2020 | | |
| | BUDGET | ACTUAL | %YTD | ACTUAL | %MTD | YTD BUDGET | BUDGET | ACTUAL | %YTD |
| 81 FACILITIES: | | | | | | | | | |
| 6200 CONTRACTED SERVICES | 113,000 | 71,600 | 63.4% | - | 0.0% | 41,400 | - | - | -- |
| 6300 SUPPLIES & MATERIALS | 3,500,000 | - | 0.0% | - | 0.0% | 3,500,000 | - | 4,741 | -- |
| 6400 OTHER EXPENSE | - | - | -- | - | -- | - | - | - | -- |
| 6600 CAPITAL OUTLAY | 1,989,101 | 20,596 | 1.0% | - | 0.0% | 1,968,505 | 4,510,934 | (1,871) | 0.0% |
| TOTAL FACILITIES | 5,602,101 | 92,196 | 1.6% | - | 0.0% | 5,509,905 | 4,510,934 | 2,870 | 0.1% |
| 95 PAYMENTS TO JJAEP: | | | | | | | | | |
| 6200 CONTRACTED SERVICES | 190,000 | - | 0.0% | - | 0.0% | 190,000 | 190,000 | 5,358 | 2.8% |
| TOTAL PAYMENTS TO JJAEP | 190,000 | - | 0.0% | - | 0.0% | 190,000 | 190,000 | 5,358 | 2.8% |
| 97 PAYMENTS TO TIF: | | | | | | | | | |
| 6400 OTHER EXPENSE | - | - | -- | - | -- | - | - | - | -- |
| TOTAL PAYMENTS TO TIF | - | - | -- | - | -- | - | - | - | -- |
| 99 INTERGOVERNMENTAL CHARGES: | | | | | | | | | |
| 6200 CONTRACTED SERVICES | 625,457 | 460,002 | 73.5% | 153,334 | 24.5% | 165,455 | 625,457 | 455,544 | 72.8% |
| TOTAL INTERGOVERNMENTAL CHARGES | 625,457 | 460,002 | 73.5% | 153,334 | 24.5% | 165,455 | 625,457 | 455,544 | 72.8% |
| OTHER USES: | | | | | | | | | |
| 8911 INTERFUND TRANSFERS OUT | - | - | -- | - | -- | - | - | - | -- |
| TOTAL OTHER USES | - | - | -- | - | -- | - | - | - | -- |
| TOTAL 6000 EXPENDITURES: | 353,753,826 | 158,746,113 | 44.9% | 25,010,091 | 7.1% | 195,007,713 | 340,136,732 | 152,039,952 | 44.7% |
| EXCESS (DEFICIENCY) | | | | | | | | | |
| REVENUE OVER EXPENDITURES: | (12,818,206) | 84,172,039 | | 4,622,488 | | | 62,814 | 95,381,542 | |
| BEGINNING FUND BALANCE: | 114,677,864 | 114,677,864 | | | | | 105,124,114 | 105,124,114 | |
| ENDING FUND BALANCE: | 101,859,658 | 198,849,903 | | | | | 105,186,928 | 200,505,656 | |

IRVING INDEPENDENT SCHOOL DISTRICT
 COMPARISON OF GENERAL OPERATING BUDGET & ACTUAL
 February 28, 2021

| | CURRENT YEAR | | | | | | PRIOR YEAR | | |
|------------------------------------|----------------------------|-------------|-------|-------------|-----------------|-------------|----------------------------|-------------|-------|
| | 09/01/2020 to 2/28/2021 | | | 2/21 MTD | (OVER) UNDER | | 09/01/2019 to 2/28/2020 | | |
| | BUDGET | ACTUAL | %YTD | ACTUAL | %MTD | YTD BUDGET | BUDGET | ACTUAL | %YTD |
| REVENUE SUMMARY: | | | | | | | | | |
| LOCAL REVENUE | 163,840,623 | 152,186,348 | 92.9% | 27,632,714 | 17% | 11,654,275 | 148,581,049 | 146,194,753 | 98.4% |
| STATE REVENUE | 172,494,997 | 89,869,392 | 52.1% | 1,708,504 | 1% | 82,625,605 | 186,483,889 | 99,721,257 | 53.5% |
| FEDERAL REVENUE | 4,600,000 | 837,002 | 18.2% | 291,360 | 6% | 3,762,998 | 5,134,608 | 1,472,357 | 28.7% |
| OTHER SOURCES | - | 25,410 | -- | - | -- | (25,410) | - | 33,128 | -- |
| TOTAL OTHER REVENUE SOURCES | 340,935,620 | 242,918,152 | 71.3% | 29,632,579 | 9% | 98,017,468 | 340,199,546 | 247,421,494 | 72.7% |
| APPROPRIATIONS/EXPENDITURES | | | | | | | | | |
| BUDGET CATEGORY SUMMARY: | | | | | | | | | |
| 6100 PAYROLL | 277,580,325 | 137,042,020 | 49.4% | 22,414,184 | 8% | 140,538,304 | 266,700,113 | 129,258,109 | 48.5% |
| 6200 SERVICES | 35,507,105 | 9,510,003 | 26.8% | 1,211,648 | 3% | 25,997,102 | 32,732,825 | 10,717,486 | 32.7% |
| 6300 SUPPLIES | 31,316,035 | 9,132,888 | 29.2% | 641,010 | 2% | 22,183,147 | 23,938,982 | 7,427,155 | 31.0% |
| 6400 OTHER EXPENSE | 6,868,765 | 2,770,732 | 40.3% | 165,466 | 2% | 4,098,032 | 8,189,602 | 3,940,234 | 48.1% |
| 6600 CAPITAL OUTLAY | 2,481,596 | 290,469 | 11.7% | 6,849 | 0% | 2,191,127 | 5,553,268 | 360,502 | 6.5% |
| 8900 OTHER USES | - | - | -- | - | -- | - | - | - | -- |
| TOTAL APPROPRIATIONS/EXPENDITURES | 353,753,826 | 158,746,113 | 44.9% | 24,439,158 | 7% | 195,007,713 | 337,114,789 | 151,703,487 | 45.0% |

IRVING INDEPENDENT SCHOOL DISTRICT
COMPARISON OF FOOD SERVICE BUDGET & ACTUAL
February 28, 2021

| | CURRENT YEAR | | | | | | PRIOR YEAR | | |
|---|----------------------------|-------------------|--------------|------------------|--------------|-------------------------------|----------------------------|-------------------|--------------|
| | 09/01/2020 to 2/28/2021 | | | 2/21 MTD | | | 09/01/2019 to 2/28/2020 | | |
| | BUDGET | ACTUAL | %YTD | ACTUAL | %MTD | (OVER) UNDER YTD BUDGET | BUDGET | ACTUAL | %YTD |
| REVENUE: | | | | | | | | | |
| LOCAL RESOURCES: | | | | | | | | | |
| 5742 INVESTMENT EARNINGS | 10,000 | 12,607 | 126.1% | 1,113 | 11.1% | (2,607) | 250,000 | 207,522 | 83.0% |
| 5749 MISCELLANEOUS REVENUE | - | - | 0.0% | - | - | - | - | 57,295 | - |
| 5751 FOOD SERVICES | 2,025,000 | 136,149 | 6.7% | 23,125 | 1.1% | 1,888,851 | 2,700,000 | 1,071,726 | 39.7% |
| 5755 ACTIVITY FUND RECEIPTS | 150,000 | - | 0.0% | - | 0.0% | 150,000 | 150,000 | - | 0.0% |
| TOTAL LOCAL RESOURCES | 2,185,000 | 148,756 | 6.8% | 24,238 | 1.1% | 2,036,244 | 3,100,000 | 1,336,543 | 43.1% |
| STATE RESOURCES: | | | | | | | | | |
| 5829 TEA/NON-FOUNDATION REVENUE | 120,000 | - | 0.0% | - | 0.0% | 120,000 | 120,000 | - | 0.0% |
| 5839 STATE REVENUE TEXAS GRANTS | - | - | 0.0% | - | 0.0% | - | - | - | 0.0% |
| TOTAL STATE RESOURCES | 120,000 | - | 0.0% | - | 0.0% | 120,000 | 120,000 | - | 0.0% |
| FEDERAL RESOURCES: | | | | | | | | | |
| 5921 SCHOOL BREAKFAST PROGRAM | 4,125,000 | 96,579 | 2.3% | - | 0.0% | 4,028,421 | 5,500,000 | 4,007,566 | 72.9% |
| 5922 NATIONAL SCHOOL LUNCH PROGRAM | 10,807,645 | 153,327 | 1.4% | - | 0.0% | 10,654,318 | 14,410,193 | 8,335,966 | 57.8% |
| 5923 USDA DONATED COMMODITIES | 975,000 | 1,610,751 | 165.2% | - | 0.0% | (635,751) | 1,300,000 | 1,522,963 | 117.2% |
| 5938 SUMMER FEEDING PROGRAM | - | 9,884,840 | - | 1,666,722 | - | (9,884,840) | - | - | - |
| 5939 CACFP SUPPER PROGRAM | 150,000 | 90,484 | 60.3% | 15,268 | 10.2% | 59,516 | 200,000 | 510,413 | 255.2% |
| TOTAL FEDERAL RESOURCES | 16,057,645 | 11,835,981 | 73.7% | 1,681,990 | 10.5% | 4,221,664 | 21,410,193 | 14,376,907 | 67.1% |
| TOTAL FOOD SERVICE REVENUE: | 18,362,645 | 11,984,737 | 65.3% | 1,706,228 | 9.3% | 6,377,908 | 24,630,193 | 15,713,450 | 63.8% |
| EXPENDITURES: | | | | | | | | | |
| 35 FOOD SERVICE: | | | | | | | | | |
| 6100 PAYROLL | 7,154,914 | 5,112,804 | 71.5% | 829,010 | 11.6% | 2,042,110 | 9,299,746 | 5,254,607 | 56.5% |
| 6200 CONTRACTED SERVICES | 459,426 | 137,327 | 29.9% | 12,620 | 2.7% | 322,099 | 532,567 | 90,660 | 17.0% |
| 6300 SUPPLIES | 10,303,565 | 5,407,541 | 52.5% | 577,644 | 5.6% | 4,896,024 | 13,815,203 | 6,142,140 | 44.5% |
| 6400 OTHER EXPENSE | 67,241 | 3,186 | 4.7% | 359 | 0.5% | 64,055 | 98,664 | 51,526 | 52.2% |
| 6600 CAPITAL OUTLAY | - | - | - | - | - | - | 241,900 | 68,533 | 28.3% |
| FOOD SERVICE EXPENDITURES | 17,985,145 | 10,660,857 | 59.3% | 1,419,633 | 7.9% | 7,324,288 | 23,988,080 | 11,607,466 | 48.4% |
| 36 EXTRA-CURRICULAR ACTIVITIES: | | | | | | | | | |
| 6100 PAYROLL | - | - | - | - | - | - | - | - | - |
| 6200 CONTRACTED SERVICES | - | - | - | - | - | - | - | - | - |
| 6300 SUPPLIES | - | - | - | - | - | - | 1,600 | 1,421 | 88.8% |
| 6400 OTHER EXPENSE | 10,000 | - | 0.0% | - | 0.0% | 10,000 | - | - | - |
| EXTRA-CURRICULAR ACTIVITIES | 10,000 | - | 0.0% | - | 0.0% | 10,000 | 1,600 | 1,421 | 88.8% |
| 51 MAINTENANCE: | | | | | | | | | |
| 6100 PAYROLL | 249,024 | 13,237 | 5.3% | 5,701 | 2.3% | 235,787 | 249,024 | 45,794 | 18.4% |
| 6200 CONTRACTED SERVICES | 400,976 | - | 0.0% | - | 0.0% | 400,976 | 400,976 | - | 0.0% |
| MAINTENANCE EXPENDITURES | 650,000 | 13,237 | 2.0% | 5,701 | 0.9% | 636,763 | 650,000 | 45,794 | 7.0% |
| 81 FACILITIES: | | | | | | | | | |
| 6200 CONTRACTED SERVICES | - | - | - | - | - | - | - | - | - |
| 6600 CAPITAL OUTLAY | 2,674,744 | 121,597 | 4.5% | - | 0.0% | 2,553,147 | 3,753,613 | 386,520 | 10.3% |
| FACILITIES EXPENDITURES | 2,674,744 | 121,597 | 4.5% | - | 0.0% | 2,553,147 | 3,753,613 | 386,520 | - |
| 89 OTHER USES: | | | | | | | | | |
| 8911 INTERFUND TRANSFERS OUT | - | - | - | - | 0.0% | - | - | - | - |
| TOTAL 6000 EXPENDITURES: | 21,319,889 | 10,795,692 | 50.6% | 1,425,334 | 6.7% | 10,524,197 | 28,393,293 | 12,041,200 | 42.4% |
| EXCESS (DEFICIENCY) REVENUE OVER EXPENDITURES: | (2,957,244) | 1,189,045 | | 280,895 | | | (3,763,100) | 3,672,250 | |
| BEGINNING FUND BALANCE: | 2,808,299 | 2,808,299 | | | | | 5,469,225 | 5,469,225 | |
| ENDING FUND BALANCE: | (148,945) | 3,997,344 | | | | | 1,706,125 | 9,141,475 | |

IRVING INDEPENDENT SCHOOL DISTRICT
 COMPARISON OF DEBT SERVICE BUDGET & ACTUAL
 February 28, 2021

| | CURRENT YEAR | | | | | | PRIOR YEAR | | |
|---|-----------------------------------|-------------------|---------------|-----------------------|--------------|-------------------------------|-----------------------------------|-------------------|---------------|
| | 09/01/2020 to 2/28/2021 YTD | BUDGET | %YTD | 2/21 MTD ACTUAL | %MTD | (OVER) UNDER YTD BUDGET | 09/01/2019 to 2/28/2020 YTD | BUDGET | %YTD |
| REVENUE: | | | | | | | | | |
| LOCAL RESOURCES: | | | | | | | | | |
| 5711 TAXES CURRENT YEAR | 37,329,600 | 38,339,831 | 102.7% | 6,964,529 | 18.7% | (1,010,231) | 36,359,978 | 37,591,669 | 103.4% |
| 5712 DELINQUENT TAXES | - | 77,844 | -- | 15,905 | -- | (77,844) | 367,272 | 87,644 | 23.9% |
| 5719 OTHER TAX RELATED REVENUE | - | 130,402 | -- | 27,412 | -- | (130,402) | 100,000 | 102,098 | 102.1% |
| TOTAL TAXES | 37,329,600 | 38,548,077 | 103.3% | 7,007,846 | 18.8% | (1,218,477) | 36,827,250 | 37,781,410 | 102.6% |
| 5742 INVESTMENT EARNINGS | - | 11,011 | -- | 861 | -- | (11,011) | 100,000 | 173,118 | 173.1% |
| TOTAL LOCAL RESOURCES | 37,329,600 | 38,559,088 | 103.3% | 7,008,707 | 18.8% | (1,229,488) | 36,927,250 | 37,954,528 | 102.8% |
| STATE RESOURCES (EDA): | | | | | | | | | |
| 5829 TEA/NON-FOUNDATION REVENUE | 550,008 | - | 0.0% | - | 0.0% | 550,008 | - | 866,182 | -- |
| TOTAL STATE RESOURCES | 550,008 | - | 0.0% | - | 0.0% | 550,008 | - | 866,182 | -- |
| OTHER SOURCES: | | | | | | | | | |
| 7911 SALE OF BONDS | - | - | -- | - | -- | - | 42,020,000 | 42,020,000 | 100.0% |
| 7915 INTERFUND TRANSFERS IN | - | - | -- | - | -- | - | - | - | -- |
| 7916 PREMIUM (DISCOUNT) BONDS PAY | - | - | -- | - | -- | - | 2,152,914 | 2,152,914 | 100.0% |
| TOTAL OTHER SOURCES | - | - | -- | - | 0.0% | - | 44,172,914 | 44,172,914 | 100.0% |
| TOTAL REVENUE: | 37,879,608 | 38,559,088 | 101.8% | 7,008,707 | 18.5% | (679,480) | 81,100,164 | 82,993,625 | 102.3% |
| EXPENDITURES: | | | | | | | | | |
| 71 DEBT SERVICE: | | | | | | | | | |
| 6500 DEBT SERVICE FEES | 45,579,600 | 38,184,275 | 83.8% | 38,183,425 | 83.8% | 7,395,325 | 47,004,682 | 39,292,556 | 83.6% |
| DEBT SERVICE EXPENDITURES | 45,579,600 | 38,184,275 | 83.8% | 38,183,425 | 83.8% | 7,395,325 | 47,004,682 | 39,292,556 | 83.6% |
| OTHER USES: | | | | | | | | | |
| 8949 REFUNDING BONDS | - | - | 0.0% | - | 0.0% | - | 43,774,533 | 43,774,533 | 100.0% |
| TOTAL OTHER USES | - | - | 0.0% | - | 0.0% | - | 43,774,533 | 43,774,533 | 100.0% |
| TOTAL EXPENDITURES: | 45,579,600 | 38,184,275 | 83.8% | 38,183,425 | 83.8% | 7,395,325 | 90,779,215 | 83,067,088 | 91.5% |
| EXCESS (DEFICIENCY) REVENUE OVER EXPENDITURES: | (7,699,992) | 374,813 | | (31,174,718) | | | (9,679,050) | (73,464) | |
| BEGINNING FUND BALANCE: | 14,415,440 | 14,415,440 | | | | | 16,572,259 | 16,572,259 | |
| ENDING FUND BALANCE: | 6,715,448 | 14,790,253 | | | | | 6,893,209 | 16,498,795 | |

IRVING INDEPENDENT SCHOOL DISTRICT
 COMBINED STATEMENT OF REVENUE, EXPENDITURES, AND CHANGES IN FUND BALANCES
 ALL GOVERNMENTAL FUND TYPES
 09/01/2020-2/28/2021

| DATA CONTROL CODES | | GOVERNMENTAL FUND TYPES | | | |
|---|---|-------------------------|--|----------------------|---------------------|
| | | 100-199 | 200-499 | 500-599 | 600-699 |
| | | GENERAL | SPECIAL REVENUE EXCLUDING FOOD SERVICE | DEBT SERVICE | CAPITAL PROJECTS |
| REVENUE: | | | | | |
| 5700 | Local and Intermediate Sources | \$ 152,186,348 | \$ 172,554 | \$ 38,559,088 | \$ - |
| 5800 | State Program Revenues | 89,869,392 | 982,977 | - | - |
| 5900 | Federal Program Revenues | 837,002 | 8,617,965 | - | - |
| 5020 | Total Revenue: | \$ 242,892,742 | 9,773,496 | 38,559,088 | - |
| EXPENDITURES: | | | | | |
| 0010 | Instruction and Instructional-Related Services | 106,048,221 | 10,317,347 | - | 56,041 |
| 0020 | Instructional and School Leadership | 13,647,502 | 468,311 | - | - |
| 0030 | Support Services - Student (Pupil) | 15,928,975 | 986,554 | - | - |
| 0040 | Administrative Support Services | 4,572,585 | 27,308 | - | - |
| 0050 | Support Services - Nonstudent Based | 17,737,797 | 1,622,798 | - | (1,017,122) |
| 0060 | Community Services | 258,834 | 877,674 | - | - |
| 0070 | Debt Service | - | - | 38,184,275 | - |
| 0080 | Capital Outlay | 92,196 | - | - | 1,244,679 |
| 0090 | Intergovernmental Charges/JJAEP/TIF | 460,002 | - | - | - |
| 6030 | Total Expenditures: | 158,746,113 | 14,299,991 | 38,184,275 | 283,598 |
| EXCESS (DEFICIENCY) REVENUE OVER (UNDER) EXPENDITURES: | | <u>84,146,629</u> | <u>(4,526,495)</u> | <u>374,813</u> | <u>(283,598)</u> |
| OTHER FINANCING SOURCES: | | | | | |
| 7900 | Proceeds from Sale of Fixed Assets | 25,410 | - | - | - |
| | Proceeds from Sale of Bonds | - | - | - | - |
| | Premium (Discount) Bonds Payable | - | - | - | - |
| | Interfund Transfers In | - | - | - | - |
| 7020 | Total Other Financing Sources: | <u>25,410</u> | - | - | - |
| OTHER FINANCING USES: | | | | | |
| 8900 | Refunding Bonds | - | - | - | - |
| | Interfund Transfers Out | - | - | - | - |
| 8030 | Total Other Financing Uses: | - | - | - | - |
| TOTAL OTHER FINANCING SOURCES AND (USES): | | <u>25,410</u> | - | - | - |
| 1200 | EXCESS (DEFICIENCY) REVENUE AND OTHER FINANCING SOURCES OVER (UNDER) EXPENDITURES AND OTHER FINA | 84,172,039 | (4,526,495) | 374,813 | (283,598) |
| 0100 | FUND BALANCE - September 1 (Beginning): | <u>122,767,548</u> | <u>8,590,611</u> | <u>14,840,048</u> | <u>6,329,038</u> |
| 3000 | FUND BALANCE (DEFICIT) - (Ending): | <u>\$ 206,939,587</u> | <u>\$ 4,064,116</u> | <u>\$ 15,214,861</u> | <u>\$ 6,045,440</u> |

IRVING INDEPENDENT SCHOOL DISTRICT
 COMBINED STATEMENT OF REVENUE, EXPENDITURES, AND CHANGES IN FUND BALANCES
 ALL GOVERNMENTAL FUND TYPES
 09/01/2019-2/28/2020

| DATA CONTROL CODES | | GOVERNMENTAL FUND TYPES | | | |
|--------------------------|--|-------------------------|--|-----------------------|---------------------|
| | | 100-199 | 200-499 | 500-599 | 600-699 |
| | | GENERAL | SPECIAL REVENUE EXCLUDING FOOD SERVICE | DEBT SERVICE | CAPITAL PROJECTS |
| | REVENUE: | | | | |
| 5700 | Local and Intermediate Sources | \$ 146,194,753 | \$ 32,500 | \$ 37,954,528 | \$ - |
| 5800 | State Program Revenues | 99,721,257 | 820,303 | 866,182 | - |
| 5900 | Federal Program Revenues | 1,472,357 | 7,186,555 | - | - |
| 5020 | Total Revenue: | \$ 247,388,366 | 8,039,358 | 38,820,710 | - |
| | EXPENDITURES: | | | | |
| 0010 | Instruction and Instructional-Related Services | 100,081,776 | 8,235,988 | - | - |
| 0020 | Instructional and School Leadership | 13,231,149 | 309,018 | - | - |
| 0030 | Support Services - Student (Pupil) | 16,980,083 | 770,304 | - | - |
| 0040 | Administrative Support Services | 4,219,295 | 26,103 | - | - |
| 0050 | Support Services - Nonstudent Based | 16,626,261 | 143,228 | - | 225,334 |
| 0060 | Community Services | 437,616 | 836,765 | - | - |
| 0070 | Debt Service | - | - | 39,292,556 | - |
| 0080 | Capital Outlay | 2,870 | - | - | 332,830 |
| 0090 | Intergovernmental Charges/JJAEP/TIF | 460,902 | - | - | - |
| 6030 | Total Expenditures: | 152,039,952 | 10,321,405 | 39,292,556 | 558,164 |
| | EXCESS (DEFICIENCY) REVENUE OVER (UNDER) EXPENDITURES: | <u>95,348,414</u> | <u>(2,282,047)</u> | <u>(471,846)</u> | <u>(558,164)</u> |
| 7900 | OTHER FINANCING SOURCES: | | | | |
| | Proceeds from Sale of Fixed Assets | 33,128 | - | - | - |
| | Proceeds from Sale of Bonds | - | - | 42,020,000 | - |
| | Premium (Discount) Bonds Payable | - | - | 2,152,914 | - |
| | Operating Transfers In | - | - | - | - |
| | Special Items | - | - | - | - |
| | Extraordinary Items | - | - | - | - |
| 7020 | Total Other Financing Sources: | <u>33,128</u> | - | <u>44,172,914</u> | - |
| 8900 | OTHER FINANCING USES: | | | | |
| | Refunding Bonds | - | - | 43,774,533 | - |
| | Operating Transfers Out | - | - | - | - |
| 8030 | Total Other Financing Uses: | - | - | <u>43,774,533</u> | - |
| | TOTAL OTHER FINANCING SOURCES AND (USES): | <u>33,128</u> | - | <u>398,382</u> | - |
| 1200 | EXCESS (DEFICIENCY) REVENUE AND OTHER FINANCING SOURCES OVER (UNDER) EXPENDITURES AND OTHER FINANCING USES: | 95,381,542 | (2,282,047) | (73,464) | (558,164) |
| 0100 | FUND BALANCE - September 1 (Beginning): | <u>86,201,136</u> | <u>4,510,968</u> | <u>(8,948,234)</u> | <u>9,661,547</u> |
| 3000 | FUND BALANCE (DEFICIT) - (Ending): | <u>\$ 181,582,677</u> | <u>\$ 2,228,920</u> | <u>\$ (9,021,698)</u> | <u>\$ 9,103,383</u> |

IRVING INDEPENDENT SCHOOL DISTRICT
 COMPARISON OF INTERNAL SERVICE FUNDS BUDGET & ACTUAL
 February 28, 2021

| | CURRENT YEAR | | | | | | PRIOR YEAR | | |
|--|----------------------------|------------------|--------------|----------------|--------------|-------------------------------|----------------------------|------------------|--------------|
| | 09/01/2020 to 2/28/2021 | | %YTD | 2/21 MTD | | (OVER) UNDER YTD BUDGET | 09/01/2019 to 2/28/2020 | | %YTD |
| BUDGET | ACTUAL | ACTUAL | | %MTD | BUDGET | | ACTUAL | | |
| REVENUE: | | | | | | | | | |
| LOCAL RESOURCES: | | | | | | | | | |
| 5742 INVESTMENT EARNINGS | 1,000 | 1,856 | 185.6% | 657 | 65.7% | (856) | 1,000 | 20,221 | 2022.1% |
| 5744 GIFTS AND BEQUESTS | - | - | - | - | - | - | - | - | - |
| 5749 MISCELLANEOUS REVENUE | 435,647 | 198,277 | 45.5% | 39,908 | 9.2% | 237,370 | 435,647 | 207,253 | 47.6% |
| 5751 FOOD SERVICES | - | - | - | - | - | - | - | 125 | - |
| 5754 INTERFUND TRANSACTIONS | 2,040,368 | 1,595,381 | 78.2% | 247,827 | 12.1% | 444,987 | 1,058,000 | 678,987 | 64.3% |
| 5755 ACTIVITY FUND RECEIPTS | 250 | - | 0.0% | - | 0.0% | 250 | 250 | - | 0.0% |
| 5769 REVENUE FROM INTERMEDIATE | - | - | - | - | - | - | - | - | - |
| TOTAL LOCAL RESOURCES | 2,477,265 | 1,795,314 | 72.5% | 288,191 | 11.6% | 681,951 | 1,492,897 | 908,586 | 60.7% |
| OTHER SOURCES: | | | | | | | | | |
| 7915 INTERFUND TRANSFER IN | - | - | - | - | - | - | - | - | - |
| TOTAL OTHER SOURCES | - | - | 0.0% | - | 0.0% | - | - | - | 0.0% |
| TOTAL INTERNAL SERVICE FUNDS REVENUE: | 2,477,265 | 1,795,314 | 72.5% | 288,191 | 11.6% | 681,951 | 1,492,897 | 908,586 | 60.7% |
| EXPENDITURES: | | | | | | | | | |
| 13 STAFF DEVELOPMENT: | | | | | | | | | |
| 6300 SUPPLIES | - | - | - | - | - | - | - | - | - |
| TOTAL STAFF DEVELOPMENT | - | - | - | - | - | - | - | - | - |
| 21 INSTRUCTIONAL ADMINISTRATION: | | | | | | | | | |
| 6100 PAYROLL | 225,387 | 98,267 | 43.6% | 30,588 | 13.6% | 127,120 | 225,387 | 94,325 | 41.9% |
| 6200 CONTRACTED SERVICES | - | - | - | - | - | - | - | - | - |
| 8300 SUPPLIES | 200,010 | 89,888 | 44.9% | 29,216 | 14.6% | 110,124 | 200,010 | 88,662 | 44.3% |
| 6400 OTHER EXPENSE | 10,500 | 2,853 | 27.2% | 2,241 | 21.3% | 7,647 | 10,500 | 102 | 1.0% |
| TOTAL INSTRUCTIONAL ADMINISTRATION | 435,897 | 191,005 | 43.8% | 62,024 | 14.2% | 244,862 | 435,897 | 183,089 | 42.0% |
| 35 FOOD SERVICE | | | | | | | | | |
| 6100 PAYROLL COSTS | - | - | - | - | - | - | - | - | - |
| 6200 CONTRACTED SERVICES | - | - | - | - | - | - | - | - | - |
| 6300 SUPPLIES | - | - | - | - | - | - | - | - | - |
| TOTAL EXTRA-CURRICULAR ACTIVITIES: | - | - | - | - | - | - | - | - | - |
| 38 EXTRA-CURRICULAR ACTIVITIES: | | | | | | | | | |
| 6100 PAYROLL | - | - | - | - | - | - | - | 14 | - |
| 6200 CONTRACTED SERVICES | - | - | - | - | - | - | - | - | - |
| 6300 SUPPLIES | - | - | - | - | - | - | - | - | - |
| 6400 OTHER OPERATING COST | - | - | - | - | - | - | - | - | - |
| TOTAL EXTRA-CURRICULAR ACTIVITIES: | - | - | - | - | - | - | - | 14 | - |
| 41 GENERAL ADMINISTRATION: | | | | | | | | | |
| 6100 PAYROLL | 177,270 | 94,383 | 53.2% | 31,197 | 17.6% | 82,887 | 177,270 | 81,180 | 45.8% |
| 6200 CONTRACTED SERVICES | 219,806 | 86,032 | 39.2% | 37,138 | 16.9% | 133,574 | 189,667 | 72,969 | 38.5% |
| 6300 SUPPLIES | 57,040 | 42,595 | 74.7% | 7,169 | 12.6% | 14,445 | 90,748 | 54,316 | 59.9% |
| 6400 OTHER EXPENSE | 1,541,485 | 408,880 | 26.5% | 116,821 | 7.6% | 1,132,605 | 1,590,685 | 161,661 | 10.2% |
| TOTAL GENERAL ADMINISTRATION | 1,995,401 | 631,890 | 31.7% | 192,322 | 9.6% | 1,363,511 | 2,048,368 | 370,127 | 18.1% |
| 8911 INTERFUND TRANSFERS OUT | - | - | - | - | - | - | - | - | - |
| TOTAL OTHER USES | - | - | - | - | - | - | - | - | - |
| 51 MAINTENANCE: | | | | | | | | | |
| 6100 PAYROLL | - | - | - | - | - | - | - | - | - |
| 6200 CONTRACTED SERVICES | - | - | - | - | - | - | - | - | - |
| 6300 SUPPLIES | 3,880 | - | 0.0% | - | 0.0% | 3,880 | - | - | - |
| 6400 OTHER OPERATING COST | 42,307 | 39,319 | 92.0% | 364 | 0.9% | 2,988 | 38,000 | 37,000 | 97.4% |
| TOTAL EXTRA-CURRICULAR ACTIVITIES: | 45,987 | 39,319 | - | 364 | - | 6,868 | 38,000 | 37,000 | - |
| TOTAL 6000 EXPENDITURES: | 2,477,265 | 662,214 | 34.8% | 254,741 | 10.3% | 1,615,051 | 2,522,265 | 590,230 | 23.4% |
| NET INCOME (LOSS) | - | 933,099 | | 33,450 | | | (1,029,368) | 318,335 | |
| BEGINNING FUND BALANCE: | 119,535 | 1,099,005 | | | | | (16,950) | 1,284,352 | |
| ENDING FUND EQUITY BALANCE: | 119,535 | 2,032,104 | | | | | (1,046,318) | 1,600,687 | |

IRVING INDEPENDENT SCHOOL DISTRICT
 COMBINED STATEMENT OF REVENUE, EXPENSES AND
 CHANGES IN FUND NET ASSETS
 INTERNAL SERVICE FUNDS
 09/01/2020-2/28/2021

| | FOOD SERVICE VENDING 712 | WORKERS COMPENSATION 771 | UNEMPLOYMENT 772 | SCIENCE REFURBISHMENT 774 | PRINTSHOP SERVICE CENTER 775 | TOTAL PROPRIETARY FUNDS 700-799 |
|---|--------------------------------|--------------------------------|---------------------|---------------------------------|------------------------------------|--|
| OPERATING REVENUE | | | | | | |
| 5700 Charges for Services | \$ - | \$ 656,562 | \$ 895,559 | \$ 198,195 | \$ 43,341 | \$ 1,793,658 |
| 5020 Total Operating Revenue | - | 656,562 | 895,559 | 198,195 | 43,341 | 1,793,658 |
| OPERATING EXPENSES | | | | | | |
| 6100 Payroll Costs | - | 70,628 | 23,755 | 98,267 | | 192,650 |
| 6200 Professional/Contracted Services | | 44,700 | | | 41,332 | 86,032 |
| 6300 Supplies and Materials | | 30,033 | - | 89,886 | 12,562 | 132,481 |
| 6400 Claims, Admin, & Other Expenses | | 443,199 | 5,000 | 2,853 | | 451,052 |
| 6030 Total Operating Expenses | - | 588,560 | 28,755 | 191,005 | 53,894 | 862,214 |
| Operating Income (Loss) | - | 68,002 | 866,804 | 7,190 | (10,553) | 931,443 |
| NON-OPERATING REVENUE | | | | | | |
| 5742 Interest Income | - | 1,656 | - | - | - | 1,656 |
| OTHER SOURCES | | | | | | |
| 7900 Interfund Transfers In | - | - | - | - | - | - |
| CHANGE IN NET ASSETS | \$ - | \$ 69,658 | \$ 866,804 | \$ 7,190 | \$ (10,553) | \$ 933,099 |
| 0100 Total Net Assets - September 1 (Beginning) | \$ - | \$ 1,223,156 | \$ 45,621 | \$ (150,856) | \$ (18,916) | \$ 1,099,005 |
| 3000 TOTAL NET ASSETS | \$ - | \$ 1,292,814 | \$ 912,425 | \$ (143,666) | \$ (29,469) | \$ 2,032,104 |

IRVING INDEPENDENT SCHOOL DISTRICT
 COMBINED STATEMENT OF REVENUE, EXPENSES AND
 CHANGES IN FUND NET ASSETS
 INTERNAL SERVICE FUNDS
 09/01/2019-2/28/2020

| | FOOD SERVICE VENDING 712 | WORKERS COMPENSATION 771 | UNEMPLOYMENT 772 | SCIENCE REFURBISHMENT 774 | PRINTSHOP SERVICE CENTER 775 | TOTAL PROPRIETARY FUNDS 700-799 |
|---|--------------------------------|--------------------------------|---------------------|---------------------------------|------------------------------------|--|
| OPERATING REVENUE | | | | | | |
| 5700 Charges for Services | \$ 125 | \$ 521,018 | \$ 5,673 | \$ 202,397 | \$ 53,650 | \$ 782,863 |
| 5020 Total Operating Revenue | 125 | 521,018 | 5,673 | 202,397 | 53,650 | 782,863 |
| OPERATING EXPENSES | | | | | | |
| 6100 Payroll Costs | 14 | 60,785 | 20,395 | 94,325 | | 175,519 |
| 6200 Professional/Contracted Services | | 19,626 | 7,000 | | 46,343 | 72,969 |
| 6300 Supplies and Materials | | 28,497 | - | 88,662 | 25,819 | 142,978 |
| 6400 Claims, Admin, & Other Expenses | | 184,279 | 14,383 | 102 | | 198,764 |
| 6030 Total Operating Expenses | 14 | 293,187 | 41,778 | 183,089 | 72,162 | 590,230 |
| Operating Income (Loss) | 111 | 227,831 | (36,105) | 19,308 | (18,512) | 192,633 |
| NON-OPERATING REVENUE | | | | | | |
| 5742 Interest Income | - | 20,221 | - | - | - | 20,221 |
| OTHER SOURCES | | | | | | |
| 7900 Interfund Transfers In | - | - | - | - | - | - |
| CHANGE IN NET ASSETS | | | | | | |
| | \$ 111 | \$ 248,051 | \$ (36,105) | \$ 19,308 | \$ (18,512) | \$ 212,853 |
| 0100 Total Net Assets - September 1 (Beginning) | \$ 116,013 | \$ 982,320 | \$ 120,024 | \$ 22,825 | \$ 43,170 | \$ 1,284,352 |
| 3000 TOTAL NET ASSETS | \$ 116,124 | \$ 1,230,372 | \$ 83,918 | \$ 42,133 | \$ 24,658 | \$ 1,497,205 |

CONSOLIDATED BALANCE SHEET FOR GO 2021 6

| OBJ | OBJ DESCRIPTION | NET CHANGE FOR PERIOD | ACCOUNT BALANCE |
|---------------------|--------------------------------|-----------------------|-----------------------|
| ASSETS | | | |
| 1111 | CASH IN BANK | -15,172,498.29 | -18,685,796.86 |
| 1151 | IMPREST FUNDS | 420.00 | 3,054.00 |
| 1153 | IMPREST CHANGE FUND | -420.00 | 3,260.00 |
| 1170 | LEGACY TEXAS MMA | 3,537.52 | 30,746,156.17 |
| 1172 | CERTIFICATES OF DEPOSIT | .00 | 15,070,801.64 |
| 1173 | AGENCY SECURITIES | .00 | 10,000,000.00 |
| 1175 | TEXPOOL | 33.79 | 1,023,383.56 |
| 1176 | TEXSTAR | 229.05 | 8,936,159.05 |
| 1177 | LONE STAR POOL | 111.16 | 5,440,203.98 |
| 1178 | TEXAS CLASS | 20,079,857.90 | 99,478,832.24 |
| 1179 | LOGIC | 4,177.80 | 54,103,023.27 |
| 1180 | LANDING ROCK INVESTORS | 2,686.27 | 10,007,673.17 |
| 1222 | PROPERTY TAXES - DELQ-PRIOR YE | .00 | 6,202,712.00 |
| 1231 | ALLOWANCE FOR UNCOLLECTABLE TA | .00 | -2,548,924.00 |
| 1241 | DUE FROM STATE | -3,424.00 | -3,973.29 |
| 1251 | ACCRUED INTEREST | 1,883.34 | 6,758.34 |
| 1262 | DUE FROM SPECIAL REVENUE | .00 | 2,109,562.00 |
| 1263 | DUE FROM I & S | -125.85 | 317,251.95 |
| 1266 | DUE FROM INTERNAL SERVICE FUND | .00 | 83,116.00 |
| 1291 | RECEIVABLES | .00 | -.25 |
| 1295 | DUE FROM TRISTAR | -21,932.30 | 22,858.60 |
| 1311 | INVENTORIES - GENERAL SUPPLIES | -37,040.68 | 405,304.81 |
| 1312 | INVENTORIES - SCHOOLDUDE | 3,751.39 | 247,217.52 |
| 1313 | POSTAGE | -4,698.51 | 57,199.62 |
| 1411 | DEFERRED EXPENDITURES | .00 | 57,420.00 |
| 1493 | RETURNED CHECKS | .00 | 3,249.99 |
| 1495 | PREPAID EXPENSE | .00 | 7,745.30 |
| | TOTAL ASSETS | 4,856,548.59 | 223,094,248.81 |
| LIABILITIES | | | |
| 2110 | ACTIVE CARD INTEGRATION PAYABL | -63,909.47 | -186,766.75 |
| 2111 | ACCOUNTS PAYABLE | 187,073.83 | -105,804.88 |
| 2113 | TAX REFUNDS/ATTNY'S FEE | -340,464.62 | -646,936.97 |
| 2114 | RETAINAGES | .00 | 105,347.04 |
| 2161 | ACCRUED WAGES PAYABLE | .00 | -15,592,250.68 |
| 2181 | DUE TO STATE | 161.22 | -4,123,043.96 |
| 2199 | CREDIT CARD SUSPENSION | -17,993.41 | -38,395.90 |
| 2311 | DEFERRED REVENUE | .00 | -3,657,042.61 |
| | TOTAL LIABILITIES | -235,132.45 | -24,244,894.71 |
| FUND BALANCE | | | |
| 3411 | RESERVE FOR INVENTORIES | .00 | -734,766.00 |
| 3431 | RESERVE FOR PREPAID ITEMS | .00 | -68,415.00 |
| 3441 | RESERVE FOR OUTSTANDING ENCUMB | .00 | 392,378.42 |

CONSOLIDATED BALANCE SHEET FOR GO 2021 6

| OBJ | OBJ DESCRIPTION | NET CHANGE FOR PERIOD | ACCOUNT BALANCE |
|--------------|----------------------------------|-----------------------|-----------------|
| FUND BALANCE | | | |
| 3591 | OTHER DESIGNATED FUND BALANCE | .00 | -34,120,258.82 |
| 3611 | FUND BALANCE BEG-OF-YEAR | 1,071.52 | -80,146,253.74 |
| 3612 | BUDGET SURPLUS/DEFICIT | 2,727.43 | 12,818,205.51 |
| 4310 | RESERVE FOR ENCUMBRANCES | -179,159.44 | -7,351,222.14 |
| 4311 | RESERVE FOR ENCUMBRANCES | 179,159.44 | 7,351,222.14 |
| 5010 | ESTIMATED REVENUE - CO | -18,035.37 | 340,935,620.08 |
| 5050 | REALIZED REVENUE - CO | -29,632,578.82 | -242,918,151.72 |
| 6010 | APPROPRIATED EXPENDITURES - CO | 15,307.94 | -353,753,825.59 |
| 6050 | EXPENDITURES - CO | 25,010,091.16 | 158,746,112.76 |
| | TOTAL FUND BALANCE | -4,621,416.14 | -198,849,354.10 |
| | TOTAL LIABILITIES + FUND BALANCE | -4,856,548.59 | -223,094,248.81 |

** END OF REPORT - Generated by MIEISHA RUNNELS **

CONSOLIDATED BALANCE SHEET FOR FS 2021 6

| OBJ | OBJ DESCRIPTION | NET CHANGE FOR PERIOD | ACCOUNT BALANCE |
|---------------------|---|-----------------------|----------------------|
| ASSETS | | | |
| 1111 | CASH IN BANK | -1,406,882.41 | -27,408,552.91 |
| 1151 | IMPREST FUNDS | .00 | 1,000.00 |
| 1153 | IMPREST CHANGE FUND | .00 | 5,990.00 |
| 1178 | TEXAS CLASS | 1,113.13 | 26,309,411.47 |
| 1241 | DUE FROM STATE | 1,681,989.98 | 3,993,869.63 |
| 1311 | INVENTORIES - GENERAL SUPPLIES | .00 | 251,465.53 |
| | TOTAL ASSETS | 276,220.70 | 3,153,183.72 |
| LIABILITIES | | | |
| 2110 | ACTIVE CARD INTEGRATION PAYABL | 5,232.54 | 561.59 |
| 2111 | ACCOUNTS PAYABLE | -558.43 | -12,831.35 |
| 2114 | RETAINAGES | .00 | 97,799.98 |
| | TOTAL LIABILITIES | 4,674.11 | 85,530.22 |
| FUND BALANCE | | | |
| 3451 | RESERVE - FOOD SERVICE | .00 | -2,049,668.70 |
| 3612 | BUDGET SURPLUS/DEFICIT | .00 | 2,957,243.54 |
| 4310 | RESERVE FOR ENCUMBRANCES | -63,272.39 | -236,491.88 |
| 4311 | RESERVE FOR ENCUMBRANCES | 63,272.39 | 236,491.88 |
| 5010 | ESTIMATED REVENUE - CO | .00 | 18,362,645.00 |
| 5050 | REALIZED REVENUE - CO | -1,706,228.47 | -11,984,737.01 |
| 6010 | APPROPRIATED EXPENDITURES - CO | .00 | -21,319,888.54 |
| 6050 | EXPENDITURES - CO | 1,425,333.66 | 10,795,691.77 |
| | TOTAL FUND BALANCE | -280,894.81 | -3,238,713.94 |
| | TOTAL LIABILITIES + FUND BALANCE | -276,220.70 | -3,153,183.72 |

** END OF REPORT - Generated by MIEISHA RUNNELS **

CONSOLIDATED BALANCE SHEET FOR DS 2021 6

| OBJ | OBJ DESCRIPTION | NET CHANGE FOR PERIOD | ACCOUNT BALANCE |
|---------------------|---|-----------------------|-----------------------|
| ASSETS | | | |
| 1111 | CASH IN BANK | -24,533,456.64 | 6,992,497.55 |
| 1177 | LONE STAR POOL | 17.60 | 861,546.27 |
| 1178 | TEXAS CLASS | -6,641,404.49 | 7,334,714.40 |
| 1222 | PROPERTY TAXES - DELQ-PRIOR YE | .00 | 1,773,918.00 |
| 1231 | ALLOWANCE FOR UNCOLLECTABLE TA | .00 | -843,178.00 |
| | TOTAL ASSETS | -31,174,843.53 | 16,119,498.22 |
| LIABILITIES | | | |
| 2171 | DUE TO GENERAL FUND | 125.85 | -317,251.95 |
| 2184 | DUE TO STATE | .00 | -81,255.00 |
| 2311 | DEFERRED REVENUE | .00 | -930,740.00 |
| | TOTAL LIABILITIES | 125.85 | -1,329,246.95 |
| FUND BALANCE | | | |
| 3480 | RESTRICTED - LT DEBT RETIREMEN | .00 | -14,415,438.51 |
| 3612 | BUDGET SURPLUS/DEFICIT | .00 | 7,699,992.00 |
| 5010 | ESTIMATED REVENUE - CO | .00 | 37,879,608.00 |
| 5050 | REALIZED REVENUE - CO | -7,008,707.32 | -38,559,087.76 |
| 6010 | APPROPRIATED EXPENDITURES - CO | .00 | -45,579,600.00 |
| 6050 | EXPENDITURES - CO | 38,183,425.00 | 38,184,275.00 |
| | TOTAL FUND BALANCE | 31,174,717.68 | -14,790,251.27 |
| | TOTAL LIABILITIES + FUND BALANCE | 31,174,843.53 | -16,119,498.22 |

** END OF REPORT - Generated by MIEISHA RUNNELS **

CONSENT AGENDA
04/19/2021

TOPIC: Consider Approval of Resolution and Order No. 20-21-09 Authorizing April Amendment to the 2020-2021 Budget

| Revenue & Other Resources | Approved Budget | Amended Budget | Proposed Amendments | Amended Budget |
|--|------------------------|-----------------------|----------------------------|-----------------------|
| General Operating Fund | \$340,935,620 | \$340,935,620 | 4,126 | \$340,939,746 |
| Food Service Fund | 18,362,645 | 18,362,645 | - | \$18,362,645 |
| Debt Service Fund | 37,879,608 | 37,879,608 | - | \$37,879,608 |
| Total Revenue & Other Sources | \$397,177,873 | \$397,177,873 | \$ 4,126 | \$ 397,181,999 |
| Appropriations & Other Uses | | | | |
| General Operating Fund | \$ 353,753,826 | \$ 353,753,826 | 4,126 | \$353,757,952 |
| Food Service Fund | 21,319,889 | 21,319,889 | - | 21,319,889 |
| Debt Service Fund | 45,579,600 | 45,579,600 | - | 45,579,600 |
| Total Appropriations & Other Uses | \$ 420,653,314 | \$ 420,653,314 | \$ 4,126 | \$420,657,440 |

SUBMITTED BY: Gary Micinski and Steve Franks

BACKGROUND: In accordance with Texas Education Code Sec. 44.006, "Public funds of the school district may not be spent in any manner other than as provided for in the budget adopted by the board of trustees, but the board may amend a budget or adopt a supplementary emergency budget to cover necessary unforeseen expenses."

ADMINISTRATIVE RECOMMENDATION: The Administration recommends approving Resolution and Order No. 20-21-09 increasing the District's total budgeted revenue to \$397,181,999 and increasing total appropriations to \$420,657,440.

RECOMMENDED BOARD MOTION: I move the Board approve Resolution and Order No. 20-21-09.

ATTACHMENTS:

1. Memo from Steve Franks to Gary Micinski
2. Resolution and Order No. 20-21-09

Date: April 19, 2021
 To: Gary Micinski, Chief Financial Officer
 From: Steve Franks, Director of Business Operations
 Subject: April Amendment to the 2020-2021 Budget

General Operating Fund

Total budgeted revenue to increase by \$4,126 dollars and total budgeted appropriations and other uses increase by \$4,126 which is summarized as follows:

Revenue:

| | | | |
|-------------------------------------|-------|----|-------|
| ➤ Increase to campus activity funds | | | |
| 5755 – Activity Fund Receipt | 4,126 | | |
| | | \$ | 4,126 |

Appropriations:

| | | | |
|--|-------------|----|-------|
| ➤ Increases (decreases) to campus activity funds (from campus fund balance) to reflect increase in fund balance: | | | |
| Function 11 – Instruction | (4,380) | | |
| Function 12 – Library | (200) | | |
| Function 13 – Staff Development | (2,098) | | |
| Function 23 – School Administration | 10,626 | | |
| Function 36 – Extra-Curricular Activities | (22) | | |
| Function 61 – Community Services | 200 | | 4,126 |
| ➤ Increases (decreases) to budget for other transfers: | | | |
| Function 11 – Instruction | (768,658) | | |
| Function 12 – Library | 920 | | |
| Function 13 – Staff Development | 100,736 | | |
| Function 21 – Instructional Administration | 72,673 | | |
| Function 23 – School Administration | 33,066 | | |
| Function 31 – Guidance and Counseling | 26,311 | | |
| Function 34 – Pupil Transportation | (1,000,000) | | |
| Function 36 – Extra-Curricular Activities | (18,700) | | |
| Function 41 – General Administration | 7,676 | | |
| Function 51 – Maintenance and Operation | (7,626) | | |
| Function 52 – Security and Monitoring | (5,396) | | |
| Function 61 – Community Services | 83,998 | | |
| Function 81 – Facilities Acquisition and Construction | 1,475,000 | | 0 |
| | | \$ | 4,126 |

Food Service Fund and Debt Service Fund

There were no proposed budget changes to the Food Service Fund or Debt Service Fund.

AGENDA SHEET

Meeting Date: 04/19/2021

Resolution/Order No.: 20-21-09

Topic: A Resolution of the Board of Trustees of the Irving Independent School District Adopting an Order Approving Amendment to the 2020-2021 Budget, Appropriating Necessary Funds for Certain Transactions or Projects, and Authorizing Other Matters Relating to the Subject.

WHEREAS, the Board of Trustees of the Irving Independent School District heretofore adopted the District's Budget for the 2020-2021 fiscal year which contained estimates of resources and revenues for the year from various sources, and included various capital projects and purchases to be undertaken during the fiscal year, together with the estimated costs thereof; and

WHEREAS, it is now apparent the Budget, as amended, should be amended to properly reflect actual changes in operations, revenues, activities, and projects not earlier foreseen or contemplated; and

WHEREAS, the Administrative Staff of the District has submitted proposed amendments to the 2020-2021 Budget reflecting the funds and sources of revenues to be allocated to and appropriated for the described projects or activities, a true and correct copy being attached hereto and marked Exhibit "A".

NOW, THEREFORE, BE IT RESOLVED BY THE BOARD OF TRUSTEES OF THE IRVING INDEPENDENT SCHOOL DISTRICT THAT THE TRUSTEES ADOPT THE FOLLOWING ORDER THAT:

SECTION 1: The proposed amendments to the Budget for the 2020-2021 fiscal year, as amended, as filed and submitted to the District's Board of Trustees and described in Exhibit "A" hereto, containing estimates of resources and revenues for the year from all of the various sources, and the projects, operations, activities, and purchases proposed to be undertaken during the remainder of the year, together with estimated costs thereof, and estimates amounts of all other proposed expenditures, are hereby approved and adopted.

SECTION 2: A true and correct copy of Exhibit "A" be filed in the minutes of the Board of Trustees with this Resolution and Order.

SECTION 3: There are hereby appropriated from the funds indicated and for such purposes, respectively, such sums of money as may be required for the accomplishment of each of the projects, activities, operations, purchases, or other expenditures described in Exhibit "A" not to exceed for all such payment proposed for any department the total amount of the estimated costs of such projects, operations, activities, purchases, and

other expenditures proposed for such department, the actual expenditures of which to be authorized in accordance with law and policies of the Board of Trustees.

SECTION 4: Should any part, portion, section, or part of a section of this Order or the amended Budget be declared invalid, inoperative, or void for any reason by a court of competent jurisdiction, such decision, opinion, judgment shall in no way affect the remaining portions, parts, sections, or parts of sections of the Order or the amendments to the Budget, which provisions shall be, remain, and continue to be in full force and effect.

IT IS SO RESOLVED.

PASSED, APPROVED AND ENACTED by the Board of Trustees of the Irving Independent School District, Irving, Texas, on 4/19/2021, at a duly constituted meeting for which notice was timely given.

Randy Randle, President
Board of Trustees
Irving Independent School District

ATTEST:

Pamela Campbell, Secretary
Board of Trustees
Irving Independent School District

IRVING INDEPENDENT SCHOOL DISTRICT
OFFICIAL DISTRICT BUDGET
GENERAL OPERATING FUND
April 2021 BUDGET AMENDMENT

| | ORIGINAL BUDGET | PROPOSED AMENDMENTS TO ORIGINAL BUDGET | APPROVED AMENDED BUDGET | PROPOSED AMENDMENTS | NEW AMENDED BUDGET |
|--|--------------------|---|-------------------------------|------------------------|-----------------------|
| REVENUE: | | | | | |
| LOCAL RESOURCES: | | | | | |
| 5711 TAXES CURRENT YEAR | 159,000,000 | - | 159,000,000 | - | 159,000,000 |
| 5712 DELINQUENT TAXES | 296,205 | - | 296,205 | - | 296,205 |
| 5719 OTHER TAX RELATED REVENUE | 500,000 | - | 500,000 | - | 500,000 |
| TOTAL TAXES | 159,796,205 | - | 159,796,205 | - | 159,796,205 |
| OTHER LOCAL REVENUE: | | | | | |
| 5735 SUMMER SCHOOL | - | - | - | - | - |
| 5738 PARKING FEES | 4,500 | - | 4,500 | - | 4,500 |
| 5739 OTHER TUITION AND FEES | 200,000 | - | 200,000 | - | 200,000 |
| 5742 INVESTMENT EARNINGS | 500,000 | - | 500,000 | - | 500,000 |
| 5743 RENTAL OF FACILITIES | 70,000 | - | 70,000 | - | 70,000 |
| 5744 GIFTS AND BEQUESTS | 150,000 | 451,428 | 601,428 | - | 601,428 |
| 5745 NET INSURANCE RECOVERY | 200,000 | - | 200,000 | - | 200,000 |
| 5746 TIF TAXES COLLECTED | - | - | - | - | - |
| 5749 MISCELLANEOUS | 250,000 | 3,220 | 253,220 | - | 253,220 |
| 5752 ATHLETIC | - | - | - | - | - |
| 5755 ACTIVITY FUND RECEIPTS | 1,000,000 | 965,270 | 1,965,270 | 4,126 | 1,969,396 |
| 5766 CONCURRENT ENROLLMENT | 50,000 | - | 50,000 | - | 50,000 |
| 5767 IRVING SCHOOL FOUNDATION | - | - | - | - | - |
| 5769 REVENUE FROM INTERMEDIATE | 200,000 | - | 200,000 | - | 200,000 |
| TOTAL OTHER LOCAL RESOURCES | 2,624,500 | 1,419,918 | 4,044,418 | 4,126 | 4,048,544 |
| TOTAL LOCAL RESOURCES | 162,420,705 | 1,419,918 | 163,840,623 | 4,126 | 163,844,749 |
| STATE RESOURCES: | | | | | |
| 5811 PER CAPITA | 14,733,689 | - | 14,733,689 | - | 14,733,689 |
| 5812 FOUNDATION ENTITLEMENTS | 142,109,122 | - | 142,109,122 | - | 142,109,122 |
| 5819 FOUNDATION SUMMER SCHOOL | - | - | - | - | - |
| 5829 TEA/NON-FOUNDATION REVENUE | - | - | - | - | - |
| 5831 STATE T.R.S. ON BEHALF | 15,652,186 | - | 15,652,186 | - | 15,652,186 |
| TOTAL STATE RESOURCES | 172,494,997 | - | 172,494,997 | - | 172,494,997 |
| FEDERAL RESOURCES: | | | | | |
| 5929 FEDERAL REVENUE - INDIRECT COST | 350,000 | - | 350,000 | - | 350,000 |
| 5931 SHARS REIMBURSEMENT | 4,000,000 | - | 4,000,000 | - | 4,000,000 |
| 5946 BABS SUBSIDY | - | - | - | - | - |
| 5949 R.O.T.C. REIMBURSEMENT | 250,000 | - | 250,000 | - | 250,000 |
| TOTAL FEDERAL RESOURCES | 4,600,000 | - | 4,600,000 | - | 4,600,000 |
| TOTAL REVENUES | 339,515,702 | 1,419,918 | 340,935,620 | 4,126 | 340,939,746 |
| OTHER SOURCES | | | | | |
| 7912 SALE OF FIXED ASSETS | - | - | - | - | - |
| 7915 INTERFUND TRANSFERS IN | - | - | - | - | - |
| TOTAL OTHER SOURCES | - | - | - | - | - |
| TOTAL REVENUE AND OTHER SOURCES | 339,515,702 | 1,419,918 | 340,935,620 | 4,126 | 340,939,746 |

IRVING INDEPENDENT SCHOOL DISTRICT
OFFICIAL DISTRICT BUDGET
GENERAL OPERATING FUND
April 2021 BUDGET AMENDMENT

| | <u>ORIGINAL BUDGET</u> | <u>PROPOSED AMENDMENTS TO ORIGINAL BUDGET</u> | <u>APPROVED AMENDED BUDGET</u> | <u>PROPOSED AMENDMENTS</u> | <u>NEW AMENDED BUDGET</u> |
|---|----------------------------|---|--|--------------------------------|-------------------------------|
| EXPENDITURES: | | | | | |
| 11 Instruction | 203,084,928 | 1,576,538 | 204,661,466 | (773,038) | 203,888,429 |
| 12 Library | 5,540,206 | 513,346 | 6,053,552 | 720 | 6,054,272 |
| 13 Staff Development | 5,892,229 | (210,621) | 5,681,608 | 98,638 | 5,780,246 |
| 21 Instructional Administration | 6,453,138 | 62,389 | 6,515,527 | 72,673 | 6,588,200 |
| 23 School Administration | 21,026,426 | 381,877 | 21,408,303 | 43,691 | 21,451,994 |
| 31 Counseling Services | 16,450,959 | 121,669 | 16,572,628 | 26,311 | 16,598,939 |
| 32 Attendance Services | 1,349,337 | 988 | 1,350,325 | - | 1,350,325 |
| 33 Health Services | 3,532,110 | 5,769 | 3,537,879 | - | 3,537,879 |
| 34 Pupil Transportation | 12,619,862 | 2,610 | 12,622,472 | (1,000,000) | 11,622,472 |
| 35 Food Services | 733,838 | 51,398 | 785,236 | - | 785,236 |
| 36 Extra-Curricular Activities | 6,208,812 | 321,338 | 6,530,150 | (18,722) | 6,511,428 |
| 41 General Administration | 9,664,633 | (33,947) | 9,630,686 | 7,676 | 9,638,362 |
| 51 Maintenance | 30,270,690 | 2,404,108 | 32,674,798 | (7,626) | 32,667,172 |
| 52 Security | 4,217,236 | 113,422 | 4,330,658 | (5,396) | 4,325,262 |
| 53 Data Processing | 14,004,714 | 299,604 | 14,304,318 | - | 14,304,318 |
| 61 Community Services | 533,645 | 143,018 | 676,663 | 84,198 | 760,861 |
| 81 Facilities | 164,138 | 5,437,963 | 5,602,101 | 1,475,000 | 7,077,101 |
| 95 Payments to JJAEP | 190,000 | - | 190,000 | - | 190,000 |
| 97 Payments to Tax Increment Funds | 0 | - | - | - | - |
| 99 Intergovernmental Charges | 625,457 | - | 625,457 | - | 625,457 |
| TOTAL EXPENDITURES | <u>342,562,358</u> | <u>11,191,468</u> | <u>353,753,826</u> | <u>4,126</u> | <u>353,757,952</u> |
| OTHER USES | | | | | |
| 8911 Interfund Transfers Out | - | - | - | - | - |
| TOTAL EXPENDITURES AND OTHER USES | <u>342,562,358</u> | <u>11,191,468</u> | <u>353,753,826</u> | <u>4,126</u> | <u>353,757,952</u> |
| EXCESS (DEFICIENCY) REVENUES OVER EXPENDITURES | (3,046,656) | 12,611,386 | (12,818,206) | (0) | (12,818,206) |
| EST. BEGINNING FUND BALANCE | <u>97,625,992</u> | - | <u>97,625,992</u> | - | <u>97,625,992</u> |
| ENDING FUND BALANCE | <u>94,579,336</u> | <u>12,611,386</u> | <u>84,807,786</u> | <u>(0)</u> | <u>84,807,786</u> |

IRVING INDEPENDENT SCHOOL DISTRICT
OFFICIAL DISTRICT BUDGET
FOOD SERVICE
April 2021 BUDGET AMENDMENT

| | <u>ORIGINAL BUDGET</u> | <u>APPROVED AMENDMENTS</u> | <u>APPROVED AMENDED BUDGET</u> | <u>PROPOSED AMENDMENTS</u> | <u>NEW AMENDED BUDGET</u> |
|---|----------------------------|--------------------------------|--|--------------------------------|-------------------------------|
| REVENUE: | | | | | |
| LOCAL RESOURCES: | | | | | |
| 5742 INVESTMENT EARNINGS | 10,000 | - | 10,000 | - | 10,000 |
| 5751 FOOD SERVICES | 2,025,000 | - | 2,025,000 | - | 2,025,000 |
| 5755 ACTIVITY FUND RECEIPTS | 150,000 | - | 150,000 | - | 150,000 |
| TOTAL LOCAL RESOURCES | <u>2,185,000</u> | <u>-</u> | <u>2,185,000</u> | <u>-</u> | <u>2,185,000</u> |
| STATE RESOURCES: | | | | | |
| 5829 STATE MATCH - FOOD SERVICE | 120,000 | - | 120,000 | - | 120,000 |
| TOTAL STATE RESOURCES | <u>120,000</u> | <u>-</u> | <u>120,000</u> | <u>-</u> | <u>120,000</u> |
| FEDERAL RESOURCES: | | | | | |
| 5921 SCHOOL BREAKFAST PROGRAM | 4,125,000 | - | 4,125,000 | - | 4,125,000 |
| 5922 NATIONAL SCHOOL LUNCH PROGRAM | 10,807,645 | - | 10,807,645 | - | 10,807,645 |
| 5923 USDA DONATED COMMODITIES | 975,000 | - | 975,000 | - | 975,000 |
| 5939 SUMMER FEEDING PROGRAM | 150,000 | - | 150,000 | - | 150,000 |
| TOTAL FEDERAL RESOURCES | <u>16,057,645</u> | <u>-</u> | <u>16,057,645</u> | <u>-</u> | <u>16,057,645</u> |
| TOTAL REVENUE AND OTHER SOURCES | <u>18,362,645</u> | <u>-</u> | <u>18,362,645</u> | <u>-</u> | <u>18,362,645</u> |
| EXPENDITURES: | | | | | |
| 35 Food Services | 17,985,145 | - | 17,985,145 | - | 17,985,145 |
| 36 Extra-Curricular Activities | 10,000 | - | 10,000 | - | 10,000 |
| 51 Maintenance & Operations | 650,000 | - | 650,000 | - | 650,000 |
| 81 Facilities | 2,000,000 | 674,744 | 2,674,744 | - | 2,674,744 |
| TOTAL EXPENDITURES | <u>20,645,145</u> | <u>674,744</u> | <u>21,319,889</u> | <u>-</u> | <u>21,319,889</u> |
| OTHER USES | | | | | |
| 8911 Interfund Transfers Out | - | - | - | - | - |
| TOTAL EXPENDITURES AND OTHER USES | <u>20,645,145</u> | <u>674,744</u> | <u>21,319,889</u> | <u>-</u> | <u>21,319,889</u> |
| EXCESS (DEFICIENCY) REVENUES OVER EXPENDITURES | <u>(2,282,500)</u> | <u>(674,744)</u> | <u>(2,957,244)</u> | <u>-</u> | <u>(2,957,244)</u> |
| EST. BEGINNING FUND BALANCE | <u>4,769,340</u> | <u>-</u> | <u>4,769,340</u> | <u>-</u> | <u>4,769,340</u> |
| ENDING FUND BALANCE | <u>2,486,840</u> | <u>(674,744)</u> | <u>1,812,096</u> | <u>-</u> | <u>1,812,096</u> |

IRVING INDEPENDENT SCHOOL DISTRICT
OFFICIAL DISTRICT BUDGET
DEBT SERVICE
April 2021 BUDGET AMENDMENT

| | <u>ORIGINAL BUDGET</u> | <u>APPROVED AMENDMENTS</u> | <u>APPROVED AMENDED BUDGET</u> | <u>PROPOSED AMENDMENTS</u> | <u>NEW AMENDED BUDGET</u> |
|---|----------------------------|--------------------------------|--|--------------------------------|-------------------------------|
| REVENUE: | | | | | |
| LOCAL RESOURCES: | | | | | |
| 5711 TAXES CURRENT YEAR | 37,329,600 | - | 37,329,600 | - | 37,329,600 |
| 5712 DELINQUENT TAXES | - | - | - | - | - |
| 5719 OTHER TAX RELATED REVENUE | - | - | - | - | - |
| TOTAL TAXES | <u>37,329,600</u> | <u>-</u> | <u>37,329,600</u> | <u>-</u> | <u>37,329,600</u> |
| OTHER LOCAL REVENUE: | | | | | |
| 5742 INVESTMENT EARNINGS | - | - | - | - | - |
| 5799 ISD-TNT ADJUSTMENT | - | - | - | - | - |
| TOTAL OTHER LOCAL SOURCES | <u>-</u> | <u>-</u> | <u>-</u> | <u>-</u> | <u>-</u> |
| TOTAL LOCAL RESOURCES | <u>37,329,600</u> | <u>-</u> | <u>37,329,600</u> | <u>-</u> | <u>37,329,600</u> |
| STATE RESOURCES: | | | | | |
| 5829 TEA/NON-FOUNDATION REVENUE | 550,008 | - | 550,008 | - | 550,008 |
| TOTAL STATE RESOURCES | <u>550,008</u> | <u>-</u> | <u>550,008</u> | <u>-</u> | <u>550,008</u> |
| TOTAL REVENUES | <u>37,879,608</u> | <u>-</u> | <u>37,879,608</u> | <u>-</u> | <u>37,879,608</u> |
| OTHER SOURCES : | | | | | |
| 7911 SALE OF BONDS | - | - | - | - | - |
| 7915 INTERFUND TRANSFERS IN | - | - | - | - | - |
| 7916 PREMIUM (DISCOUNT) BONDS PAYABLE | - | - | - | - | - |
| TOTAL OTHER SOURCES | <u>-</u> | <u>-</u> | <u>-</u> | <u>-</u> | <u>-</u> |
| TOTAL REVENUE AND OTHER SOURCES | <u>37,879,608</u> | <u>-</u> | <u>37,879,608</u> | <u>-</u> | <u>37,879,608</u> |
| EXPENDITURES: | | | | | |
| 71 DEBT SERVICE | 45,579,600 | - | 45,579,600 | - | 45,579,600 |
| TOTAL EXPENDITURES | <u>45,579,600</u> | <u>-</u> | <u>45,579,600</u> | <u>-</u> | <u>45,579,600</u> |
| OTHER USES : | | | | | |
| 8949 REFUNDING BONDS | - | - | - | - | - |
| TOTAL EXPENDITURES AND OTHER USES | <u>45,579,600</u> | <u>-</u> | <u>45,579,600</u> | <u>-</u> | <u>45,579,600</u> |
| EXCESS (DEFICIENCY) REVENUES OVER EXPENDITURES | (7,699,992) | - | (7,699,992) | - | (7,699,992) |
| EST. BEGINNING FUND BALANCE | <u>10,440,359</u> | <u>-</u> | <u>10,440,359</u> | <u>-</u> | <u>10,440,359</u> |
| ENDING FUND BALANCE | <u>2,740,367</u> | <u>-</u> | <u>2,740,367</u> | <u>-</u> | <u>2,740,367</u> |

CONSENT AGENDA
4/19/2021

TOPIC: Consider the Approval of the Supplements to the Irving ISD Tax Rolls

SUBMITTED BY: Cher Elzy

BACKGROUND: The Board approved the tax roll on August 24, 2020. Supplements to the tax rolls are prepared monthly by the Dallas Central Appraisal District. Board action is required on any refunds greater than \$2,500.00. For ease in processing we are presenting the total value of all supplements.

50

ADMINISTRATIVE RECOMMENDATION: The Administration recommends that the Board of Trustees approve the supplements to the Irving ISD tax rolls.

RECOMMENDED BOARD MOTION: I move the Board approve the Supplements to the Irving ISD Tax Rolls.

Attachments:

1. Memo from Cher Elzy to Gary Micinski
2. Dallas Central Appraisal District Supplement Recap for March
3. Supplement 07 to the 2020 tax roll
4. Supplement 20 to the 2019 tax roll
5. Supplement 32 to the 2018 tax roll
6. Supplement 44 to the 2017 tax roll
7. Supplement 56 to the 2016 tax roll
8. Comparison of the Budget to the Actual Tax Roll Spreadsheet

MEMO

Date: April 19, 2021
To: Gary Micinski, CFO
From: Cher Elzy, Director of Taxation
Subject: March Supplement Reports

51

Attached for your consideration is the March Supplement Reports.

Thank you.



DALLAS CENTRAL APPRAISAL DISTRICT

SUPPLEMENT 03-2021

As of March 10, 2021

**State of Texas
County of Dallas**

Property Tax Code, Section 25.25

I, W. Kenneth Nolan, Executive Director/Chief Appraiser of the Dallas Central Appraisal District, attest to the best of my knowledge, that the attached is a supplement to the certified appraisal roll which lists taxable property for

IRVING ISD

52

| Tax Year | Amount of |
|-----------------|--------------------|
| 2020 | 17,777,907- |
| 2019 | 1,324,146- |
| 2018 | 27,314 |
| 2017 | 91,062 |
| 2016 | 75,000 |

Date : March 18, 2021

**W. Kenneth Nolan
Executive Director/Chief Appraiser**

2020 SUPPLEMENT NO. 7

| | | |
|------------------------------------|---------------------------------------|--|
| Real Property Additions | | Personal Property Additions |
| \$ 831,470 | | \$ 2,228,230 |
| | | |
| Total Additions | Supplemental Change Report | Net Changes of Changes |
| \$ 3,059,700 | \$ (20,837,607) | \$ (17,777,907) |

53

**Summary of Supplemental Change Report
#1 through #7**

| Value | Reason |
|------------------|------------------------------|
| \$ (38,321,294) | Exemptions and Value Changes |
| \$ 1,225,655,122 | Total Additions |
| \$ 1,187,333,828 | Net Total |

2019 SUPPLEMENT NO. 20

| | | |
|------------------------------------|---------------------------------------|--|
| Real Property Additions | | Personal Property Additions |
| \$ 0 | | \$ 0 |
| Total Additions | Supplemental Change Report | Net Changes of Changes |
| \$ 0 | \$ (1,324,146) | \$ (1,324,146) |

54

**Summary of Supplemental Change Report
#1 through #20**

| | |
|------------------|------------------------------|
| Value | Reason |
| \$ (254,631,154) | Exemptions and Value Changes |
| \$ 183,883,393 | Total Additions |
| \$ (70,747,761) | Net Total |

2018 SUPPLEMENT NO. 32

| | | | |
|--------------------------------|-----------|------------------------------------|-------------------------------|
| Real Property Additions | | Personal Property Additions | |
| \$ 0 | | \$ 0 | |
| Total Additions | | Supplemental Change Report | Net Changes of Changes |
| \$ 0 | \$ 27,314 | \$ 27,314 | |

55

**Summary of Supplemental Change Report
#1 through #32**

| Value | Reason |
|------------------|------------------------------|
| \$ (252,922,110) | Exemptions and Value Changes |
| \$ 92,404,285 | Total Additions |
| \$ (160,517,825) | Net Total |

2017 SUPPLEMENT NO. 44

| | | | |
|------------------------------------|---------------------------------------|--|----|
| Real Property Additions | | Personal Property Additions | |
| \$ 0 | | \$ 0 | |
| Total Additions | Supplemental Change Report | Net Changes of Changes | |
| \$ 0 | \$ 91,062 | \$ 91,062 | 56 |

**Summary of Supplemental Change Report
#1 through #44**

| Value | Reason |
|------------------|------------------------------|
| \$ (259,320,160) | Exemptions and Value Changes |
| \$ 116,230,132 | Total Additions |
| \$ (143,090,028) | Net Total |

2016 SUPPLEMENT NO. 56

| | | | |
|--------------------------------|-----------|---------------------------------------|-----------------------------------|
| Real Property Additions | | Personal Property Additions | |
| 0 | | \$ 0 | |
| Total Additions | | Supplemental Change Report | Net Changes of Changes |
| 0 | \$ 75,000 | \$ 75,000 | 57 |

**Summary of Supplemental Change Report
#1 through #56**

| | |
|------------------|------------------------------|
| Value | Reason |
| \$ (367,781,359) | Exemptions and Value Changes |
| \$ 88,989,355 | Total Additions |
| \$ (278,792,004) | Net Total |

RECAP FOR MARCH SUPPLEMENT

| | | |
|------------------------|----|--------------|
| 2020 SUPPLEMENT NO. 07 | \$ | (17,777,907) |
| 2019 SUPPLEMENT NO. 20 | \$ | (1,324,146) |
| 2018 SUPPLEMENT NO. 32 | \$ | 27,314 |
| 2017 SUPPLEMENT NO. 44 | \$ | 91,062 |
| 2016 SUPPLEMENT NO. 56 | \$ | 75,000 |

FY 2020-2021

COMPARISON OF BUDGET TO ACTUAL TAX ROLL

| | ORIGINAL BUDGET | CERTIFIED TAX ROLL | ROLLS 1 - 7 | ADJUSTED TAX ROLL |
|---------------------|--------------------|-----------------------|---------------|----------------------|
| NET TAXABLE VALUE | \$ 15,138,570,097 | \$ 14,741,790,666 | 1,187,333,828 | \$ 15,929,124,494 |
| M & O LEVY (1.0148) | \$ 153,626,209 | \$ 149,599,692 | 12,049,064 | \$ 161,648,756 |
| I & S LEVY (.2603) | \$ 39,405,698 | \$ 38,372,881 | 3,090,630 | \$ 41,463,511 |
| TOTAL LEVY (1.2751) | \$ 193,031,907 | \$ 187,972,573 | 15,139,694 | \$ 203,112,267 |

| 2020 SUPPLEMENT | TAXABLE VALUE |
|------------------|---------------|
| SUPPLEMENT NO. 1 | 435,201,059 |
| SUPPLEMENT NO. 2 | 479,242,398 |
| SUPPLEMENT NO. 3 | 280,208,718 |
| SUPPLEMENT NO. 4 | 15,576,708 |
| SUPPLEMENT NO. 5 | -3,568,300 |
| SUPPLEMENT NO. 6 | -1,548,848 |
| SUPPLEMENT NO. 7 | -17,777,907 |

59

TOTAL **1,187,333,828**

* LEVY REFLECTS FROZEN LOSS FROM OVER 65 & DISABILITY ACCOUNTS

| | |
|--|----------------------|
| 2020 SUPPLEMENTAL BUDGET | <u>-200,000,000</u> |
| NET GAIN (LOSS) TO TAX | 1,387,333,828 |
| LEVY GAIN (LOSS) M & O | 14,078,664 |
| LEVY GAIN (LOSS) I & S | <u>3,611,230</u> |
| TOTAL LEVY GAIN (LOSS) DUE TO SUPPLEMENTS | 17,689,894 |

**FY 2019-2020
COMPARISON OF BUDGET TO ACTUAL TAX ROLL**

| | ORIGINAL BUDGET | CERTIFIED TAX ROLL | ROLLS 1 - 20 | ADJUSTED TAX ROLL |
|----------------------|--------------------|-----------------------|--------------|----------------------|
| NET TAXABLE VALUE | \$ 13,127,517,207 | \$ 14,512,366,935 | -70,747,761 | \$ 14,441,619,174 |
| M & O LEVY (1.03100) | \$ 135,344,702 | \$ 149,622,503 | -729,409 | \$ 148,893,094 |
| I & S LEVY (.27410) | \$ 35,982,525 | \$ 39,778,398 | -193,920 | \$ 39,584,478 |
| TOTAL LEVY (1.30510) | \$ 171,327,227 | \$ 189,400,901 | -923,329 | \$ 188,477,572 |

| 2019 SUPPLEMENT | TAXABLE VALUE |
|-------------------|---------------|
| SUPPLEMENT NO. 1 | 32,571,769 |
| SUPPLEMENT NO. 2 | 98,098,133 |
| SUPPLEMENT NO. 3 | 25,517,424 |
| SUPPLEMENT NO. 4 | -14,556,681 |
| SUPPLEMENT NO. 5 | -8,195,689 |
| SUPPLEMENT NO. 6 | -19,703,429 |
| SUPPLEMENT NO. 7 | -18,434,225 |
| SUPPLEMENT NO. 8 | -17,063,025 |
| SUPPLEMENT NO. 9 | -3,432,626 |
| SUPPLEMENT NO. 10 | -8,979,664 |
| SUPPLEMENT NO. 11 | -26,419,728 |
| SUPPLEMENT NO. 12 | -14,251,347 |
| SUPPLEMENT NO. 13 | -12,542,680 |
| SUPPLEMENT NO. 14 | -29,795,534 |
| SUPPLEMENT NO. 15 | -2,269,209 |
| SUPPLEMENT NO. 16 | -28,966,000 |
| SUPPLEMENT NO. 17 | -1,044,464 |
| SUPPLEMENT NO. 18 | -10,018,551 |
| SUPPLEMENT NO. 19 | -9,938,089 |
| SUPPLEMENT NO. 20 | -1,324,146 |

60

TOTAL align="right">-70,747,761

* LEVY REFLECTS FROZEN LOSS FROM OVER 65 & DISABILITY ACCOUNTS

| | |
|--|-------------------|
| 2019 SUPPLEMENTAL BUDGET | -150,000,000 |
| NET GAIN (LOSS) TO TAX | <u>79,252,239</u> |
| LEVY GAIN (LOSS) M & O | 817,091 |
| LEVY GAIN (LOSS) I & S | 217,230 |
| TOTAL LEVY GAIN (LOSS) DUE TO SUPPLEMENTS | <u>1,034,321</u> |

**FY 2018-2019
COMPARISON OF BUDGET TO ACTUAL TAX ROLL**

| | ORIGINAL BUDGET | CERTIFIED TAX ROLL | ROLLS 1 - 32 | ADJUSTED TAX ROLL |
|---------------------|--------------------|-----------------------|--------------|----------------------|
| NET TAXABLE VALUE | \$ 12,223,386,344 | \$ 13,439,011,068 | -160,517,825 | \$ 13,278,493,243 |
| M & O LEVY (1.17) | \$ 143,013,620 | \$ 157,236,430 | -1,878,058 | \$ 155,358,372 |
| I & S LEVY (.2311) | \$ 28,248,246 | \$ 31,057,554 | -370,957 | \$ 30,686,597 |
| TOTAL LEVY (1.4011) | 171,261,866 | 188,293,984 | -2,249,015 | \$ 186,044,969 |

| 2018 SUPPLEMENT | TAXABLE VALUE |
|------------------------|----------------------|
| SUPPLEMENT NO. 1 | -1,415,301 |
| SUPPLEMENT NO. 2 | -1,967,970 |
| SUPPLEMENT NO. 3 | 59,418,616 |
| SUPPLEMENT NO. 4 | 10,785,664 |
| SUPPLEMENT NO. 5 | -18,582,754 |
| SUPPLEMENT NO. 6 | -2,445,166 |
| SUPPLEMENT NO. 7 | -21,479,140 |
| SUPPLEMENT NO. 8 | -38,878,680 |
| SUPPLEMENT NO. 9 | -7,401,705 |
| SUPPLEMENT NO. 10 | -19,670,312 |
| SUPPLEMENT NO. 11 | -12,285,270 |
| SUPPLEMENT NO. 12 | -26,883,772 |
| SUPPLEMENT NO. 13 | -418,958 |
| SUPPLEMENT NO. 14 | -9,012,907 |
| SUPPLEMENT NO. 15 | -8,273,654 |
| SUPPLEMENT NO. 16 | -27,730,004 |
| SUPPLEMENT NO. 17 | -4,033,170 |
| SUPPLEMENT NO. 18 | -4,124,920 |
| SUPPLEMENT NO. 19 | -4,946,824 |
| SUPPLEMENT NO. 20 | -5,449,620 |
| SUPPLEMENT NO. 21 | -2,015,000 |
| SUPPLEMENT NO. 22 | -153,168 |
| SUPPLEMENT NO. 23 | -499,114 |
| SUPPLEMENT NO. 24 | -617,138 |
| SUPPLEMENT NO. 25 | -782,830 |
| SUPPLEMENT NO. 26 | -6,418,231 |
| SUPPLEMENT NO. 27 | -1,324,050 |
| SUPPLEMENT NO. 28 | 15,950 |
| SUPPLEMENT NO. 29 | -30,000 |
| SUPPLEMENT NO. 30 | -3,955,480 |
| SUPPLEMENT NO. 31 | 29,769 |
| SUPPLEMENT NO. 32 | 27,314 |

61

TOTAL **-160,517,825**

* LEVY REFLECTS FROZEN LOSS FROM OVER 65 & DISABILITY ACCOUNTS

| | |
|--|-----------------------|
| 2018 SUPPLEMENTAL BUDGET | -150,000,000 |
| NET GAIN (LOSS) TO TAX | <u>-10,517,825.00</u> |
| LEVY GAIN (LOSS) M & O | -123,058 |
| LEVY GAIN (LOSS) I & S | -24,307 |
| TOTAL LEVY GAIN (LOSS) DUE TO SUPPLEMENTS | <u>-147,365</u> |

**FY 2017-2018
COMPARISON OF BUDGET TO ACTUAL TAX ROLL**

| | ORIGINAL BUDGET | CERTIFIED TAX ROLL | ROLLS 1 - 44 | ADJUSTED TAX ROLL |
|---------------------|----------------------------|-------------------------------|---------------------|------------------------------|
| NET TAXABLE VALUE | \$ 11,096,312,115 | \$ 12,178,979,842 | -143,090,028 | \$ 12,035,889,814 |
| M & O LEVY (1.17) | \$ 129,826,852 | \$ 142,494,064 | -1,674,153 | \$ 140,819,911 |
| I & S LEVY (.2614) | \$ 29,005,833 | \$ 31,835,853 | -374,037 | \$ 31,461,816 |
| TOTAL LEVY (1.4314) | \$ 158,832,685 | \$ 174,329,917 | -2,048,190 | \$ 172,281,727 |

| 2017 SUPPLEMENT | TAXABLE VALUE |
|------------------------|----------------------|
| SUPPLEMENT NO. 1 | 45,880,656 |
| SUPPLEMENT NO. 2 | 9,215,735 |
| SUPPLEMENT NO. 3 | 8,867,781 |
| SUPPLEMENT NO. 4 | 610,035 |
| SUPPLEMENT NO. 5 | -4,867,051 |
| SUPPLEMENT NO. 6 | -10,449,039 |
| SUPPLEMENT NO. 7 | -34,417,183 |
| SUPPLEMENT NO. 8 | -15,719,504 |
| SUPPLEMENT NO. 9 | -22,644,695 |
| SUPPLEMENT NO. 10 | -1,755,708 |
| SUPPLEMENT NO. 11 | -11,818,504 |
| SUPPLEMENT NO. 12 | -21,854,669 |
| SUPPLEMENT NO. 13 | -8,601,532 |
| SUPPLEMENT NO. 14 | -5,015,998 |
| SUPPLEMENT NO. 15 | -4,561,293 |
| SUPPLEMENT NO. 16 | -3,740,084 |
| SUPPLEMENT NO. 17 | -1,581,999 |
| SUPPLEMENT NO. 18 | -1,902,556 |
| SUPPLEMENT NO. 19 | -5,037,372 |
| SUPPLEMENT NO. 20 | -2,205,667 |
| SUPPLEMENT NO. 21 | -1,013,721 |
| SUPPLEMENT NO. 22 | -1,251,382 |
| SUPPLEMENT NO. 23 | -1,395,752 |
| SUPPLEMENT NO. 24 | -10,240,437 |
| SUPPLEMENT NO. 25 | -328,358 |
| SUPPLEMENT NO. 26 | -6,746,358 |
| SUPPLEMENT NO. 27 | -67,573 |
| SUPPLEMENT NO. 28 | -25,155,092 |
| SUPPLEMENT NO. 29 | -412,230 |
| SUPPLEMENT NO. 30 | -142,000 |
| SUPPLEMENT NO. 31 | -300,337 |
| SUPPLEMENT NO. 32 | -419,748 |
| SUPPLEMENT NO. 33 | -25,000 |
| SUPPLEMENT NO. 34 | -12,398 |

| | |
|-------------------|------------|
| SUPPLEMENT NO. 35 | -710 |
| SUPPLEMENT NO. 36 | -228,750 |
| SUPPLEMENT NO. 37 | 22,500 |
| SUPPLEMENT NO. 38 | -4,083,230 |
| SUPPLEMENT NO. 39 | 25,000 |
| SUPPLEMENT NO. 40 | 83,064 |
| SUPPLEMENT NO. 41 | 0 |
| SUPPLEMENT NO. 42 | 30,007 |
| SUPPLEMENT NO. 43 | 80,062 |
| SUPPLEMENT NO. 44 | 91,062 |

TOTAL -143,090,028

* LEVY REFLECTS FROZEN LOSS FROM OVER 65 & DISABILITY ACCOUNTS

| | |
|--|------------------|
| 2017 SUPPLEMENTAL BUDGET | -150,000,000 |
| NET GAIN (LOSS) TO TAX | <u>6,909,972</u> |
| LEVY GAIN (LOSS) M & O | 80,847 |
| LEVY GAIN (LOSS) I & S | 18,062 |
| TOTAL LEVY GAIN (LOSS) DUE TO SUPPLEMENTS | <u>98,909</u> |

**FY 2016-2017
COMPARISON OF BUDGET TO ACTUAL TAX ROLL**

| | ORIGINAL BUDGET | CERTIFIED TAX ROLL | ROLLS 1 - 56 | ADJUSTED TAX ROLL |
|--------------------|--------------------|-----------------------|--------------|----------------------|
| NET TAXABLE VALUE | \$ 10,971,091,578 | \$ 11,594,095,283 | -278,792,004 | \$ 11,315,303,279 |
| M & O LEVY (1.17) | \$ 114,099,352 | \$ 120,578,591 | -3,261,866 | \$ 117,316,725 |
| I & S LEVY (.2750) | \$ 44,432,921 | \$ 46,956,086 | -766,678 | \$ 46,189,408 |
| TOTAL LEVY (1.445) | \$ 158,532,273 | \$ 167,534,677 | -4,028,544 | \$ 163,506,133 |

| 2016 SUPPLEMENT | TAXABLE VALUE |
|-------------------|---------------|
| SUPPLEMENT NO. 1 | -1,167,758 |
| SUPPLEMENT NO. 2 | 15,294,820 |
| SUPPLEMENT NO. 3 | -1,680,520 |
| SUPPLEMENT NO. 4 | -10,963,884 |
| SUPPLEMENT NO. 5 | 5,634,501 |
| SUPPLEMENT NO. 6 | -86,757,481 |
| SUPPLEMENT NO. 7 | -75,264 |
| SUPPLEMENT NO. 8 | -20,672,078 |
| SUPPLEMENT NO. 9 | -6,692,896 |
| SUPPLEMENT NO. 10 | -13,262,234 |
| SUPPLEMENT NO. 11 | -10,894,088 |
| SUPPLEMENT NO. 12 | -5,028,778 |
| SUPPLEMENT NO. 13 | -14,422,823 |
| SUPPLEMENT NO. 14 | -41,445,409 |
| SUPPLEMENT NO. 15 | 217,645 |
| SUPPLEMENT NO. 16 | -7,414,302 |
| SUPPLEMENT NO. 17 | -4,129,812 |
| SUPPLEMENT NO. 18 | -19,723,577 |
| SUPPLEMENT NO. 19 | -18,150,661 |
| SUPPLEMENT NO. 20 | -3,874,654 |
| SUPPLEMENT NO. 21 | -1,890,006 |
| SUPPLEMENT NO. 22 | -724,380 |
| SUPPLEMENT NO. 23 | -3,318,316 |
| SUPPLEMENT NO. 24 | -312,500 |
| SUPPLEMENT NO. 25 | -289,355 |
| SUPPLEMENT NO. 26 | -336,805 |
| SUPPLEMENT NO. 27 | -371,570 |
| SUPPLEMENT NO. 28 | -2,812,269 |
| SUPPLEMENT NO. 29 | -90,000 |
| SUPPLEMENT NO. 30 | -319,395 |
| SUPPLEMENT NO. 31 | -1,807,144 |
| SUPPLEMENT NO. 32 | -1,213,680 |
| SUPPLEMENT NO. 33 | -100,000 |
| SUPPLEMENT NO. 34 | -200,400 |
| SUPPLEMENT NO. 35 | -73,972 |

65

| | |
|-------------------|-------------|
| SUPPLEMENT NO. 36 | 10,534 |
| SUPPLEMENT NO. 37 | 114,453 |
| SUPPLEMENT NO. 38 | 159,760 |
| SUPPLEMENT NO. 39 | 53,957 |
| SUPPLEMENT NO. 40 | -11,411,940 |
| SUPPLEMENT NO. 41 | -55,186 |
| SUPPLEMENT NO. 42 | 0 |
| SUPPLEMENT NO. 43 | -61,421 |
| SUPPLEMENT NO. 44 | -81,303 |
| SUPPLEMENT NO. 45 | 0 |
| SUPPLEMENT NO. 46 | 0 |
| SUPPLEMENT NO. 47 | -8,702,260 |
| SUPPLEMENT NO. 48 | -228,750 |
| SUPPLEMENT NO. 49 | -12,500 |
| SUPPLEMENT NO. 50 | 264,650 |
| SUPPLEMENT NO. 51 | 25,000 |
| SUPPLEMENT NO. 52 | 62,047 |
| SUPPLEMENT NO. 53 | 0 |
| SUPPLEMENT NO. 54 | 40,000 |
| SUPPLEMENT NO. 55 | 25,000 |
| SUPPLEMENT NO. 56 | 75,000 |

TOTAL **-278,792,004**

* LEVY REFLECTS FROZEN LOSS FROM OVER 65 & DISABILITY ACCOUNTS

| | |
|---|---------------------|
| 2016 SUPPLEMENTAL BUDGET | -150,000,000 |
| NET GAIN (LOSS) TO TAX | <u>-128,792,004</u> |
| LEVY GAIN (LOSS) M & O | -1,506,866 |
| LEVY GAIN (LOSS) I & S | -354,178 |
| TOTAL LEVY GAIN (LOSS) DUE TO SUPPLEMENTS | <u>-1,861,044</u> |

2020 ACTIVE LAWSUITS

| OWNERS NAME | DCAD VALUE | TYPE OF PROPERTY |
|--------------------------------------|----------------|---------------------|
| 1111 TDS APARTMENTS LLC | \$ 18,200,000 | REAL |
| 168 REALTY GROUP III LLC | \$ 4,363,010 | REAL |
| 168 REALTY GROUP III LLC | \$ 5,436,990 | REAL |
| 2013B PPTY OWNER LLC | \$ 226,370 | REAL |
| 2018 1 IH BORROWER LP | \$ 215,900 | REAL |
| 2018 1 IH BORROWER LP | \$ 223,050 | REAL |
| 2325 STEMMONS HOTEL PARTNERS LLC | \$ 8,900,000 | REAL |
| 250 290 B&C LLC | \$ 34,000,000 | REAL |
| 250 290 B&C LLC | \$ 17,000,000 | REAL |
| 250 290 B&C LLC | \$ 19,250,000 | REAL |
| 2929 PARK GROVE VNTRE LTD | \$ 13,157,900 | REAL |
| 2929 PARK GROVE VNTRE LTD | \$ 842,100 | REAL |
| 555 WEST AIRPORT FWY LLC | \$ 5,752,350 | REAL |
| 555 WEST AIRPORT FWY LLC | \$ 768,400 | REAL |
| 850 LAKE CAROLYN PKWY APARTMENTS INC | \$ 48,850,000 | REAL |
| 89 H A S HOTEL CORP | \$ 1,100,000 | REAL |
| AGAS VENTURES LLC | \$ 152,000 | REAL |
| AGAS VENTURES LLC | \$ 160,000 | REAL |
| AGAS VENTURES LLC | \$ 140,490 | REAL |
| AGAS VENTURES LLC | \$ 149,000 | REAL |
| AGAS VENTURES LLC | \$ 146,000 | REAL |
| AGAS VENTURES LLC | \$ 124,000 | REAL |
| AGAS VENTURES LLC | \$ 130,000 | REAL |
| AGAS VENTURES LLC | \$ 139,290 | REAL |
| AGAS VENTURES LLC | \$ 127,070 | REAL |
| AGAS VENTURES LLC | \$ 175,050 | REAL |
| AGAS VENTURES LLC | \$ 194,500 | REAL |
| AGAS VENTURES LLC | \$ 169,000 | REAL |
| AGAS VENTURES LLC | \$ 180,000 | REAL |
| AGAS VENTURES LLC | \$ 156,000 | REAL |
| AGAS VENTURES LLC | \$ 140,000 | REAL |
| AGAS VENTURES LLC | \$ 161,000 | REAL |
| AGAS VENTURES LLC | \$ 175,000 | REAL |
| AGAS VENTURES LLC | \$ 100,000 | REAL |
| AGAVE APARTMENTS LLC | \$ 8,100,000 | REAL |
| AGRE WILLIAMS SQUARE HOLDINGS LLC | \$ 65,662,850 | REAL |
| AGRE WILLIAMS SQUARE HOLDINGS LLC | \$ 9,650,000 | REAL |
| AGRE WILLIAMS SQUARE HOLDINGS LLC | \$ 65,267,150 | REAL |
| AGRE WILLIAMS SQUARE HOLDINGS LLC | \$ 109,420,000 | REAL |
| AH4R I TX DFW | \$ 233,200 | REAL |

67

| | | | |
|--|----|------------|----------|
| AIGGRE TX HOTEL LAS COLINAS OWNER LLC | \$ | 8,835,000 | REAL |
| ALC APARTMENTS LLC | \$ | 50,000,000 | REAL |
| AMERISOUTH XXX LTD | \$ | 9,120,000 | REAL |
| AREA/EY WFT LLC | \$ | 8,600,000 | REAL |
| ASHER PARK IRVING LP | \$ | 19,600,000 | REAL |
| BELTLINE/AIRPORT FREEWAY JOINT VENTURE | \$ | 3,095,000 | REAL |
| BELTLINE/AIRPORT FREEWAY JOINT VENTURE | \$ | 734,000 | REAL |
| BELTLINE/AIRPORT FREEWAY JOINT VENTURE | \$ | 7,971,000 | REAL |
| BLVD AL LP THE | \$ | 1,341,440 | REAL |
| BRE KNIGHT SH TX OWNER LLC | \$ | 1,573,820 | REAL |
| BRE KNIGHT SH TX OWNER LLC | \$ | 4,176,180 | REAL |
| BREIT INDUSTRIAL CANYON TX1B01-B02 | \$ | 8,306,930 | REAL |
| BUDHWANI & VIRANI INC | \$ | 2,200,000 | REAL |
| CANAL CENTRE INVESTORS LLC | \$ | 34,585,000 | REAL |
| CENTRAL PARK PARTNERS LTD | \$ | 5,500,000 | REAL |
| CENTRALAND GROUP LTD | \$ | 4,186,480 | REAL |
| CERBERUS SFR HOLDINGS | \$ | 189,960 | REAL |
| CERBERUS SFR HOLDINGS | \$ | 236,510 | REAL |
| CFT NV DEVELOPMENTS LLC | \$ | 905,450 | REAL |
| CHALET APARTMENTS LLC | \$ | 20,500,000 | REAL |
| CHATHEAU AT WILDBRIAR LP | \$ | 12,150,000 | REAL |
| CLAY COOLEY REAL ESTATE | \$ | 4,336,180 | REAL |
| CLAY COOLEY REAL ESTATE | \$ | 8,280,400 | REAL |
| CLAY COOLEY REAL ESTATE | \$ | 8,593,750 | REAL |
| CLAY COOLEY VOLKSWAGEN | \$ | 1,450,670 | PERSONAL |
| CLAY COOLEY VOLKSWAGEN | \$ | 2,261,420 | PERSONAL |
| CLAY COOLEY VOLKSWAGEN | \$ | 3,104,270 | PERSONAL |
| CLAY COOLEY VOLKSWAGEN | \$ | 361,730 | PERSONAL |
| CNC INVESTMENTS | \$ | 5,295,260 | REAL |
| CNC INVESTMENTS | \$ | 10,454,740 | REAL |
| COLUMBIA PROPERTIES | \$ | 33,600,000 | REAL |
| COTTONWOOD LANE PROPERTIES LLC | \$ | 7,665,000 | REAL |
| CP 511 BUILDING LLC | \$ | 19,400,000 | REAL |
| CP II CRESTVIEW LP | \$ | 36,500,000 | REAL |
| CPLG TX PROPERTIES LLC | \$ | 8,435,000 | REAL |
| CROSS COURT REALTY LLC | \$ | 936,000 | REAL |
| CROSSINGS AT IRVING RUBY | \$ | 12,200,000 | REAL |
| CTCRV LLC & | \$ | 12,275,000 | REAL |
| CVS AS LESSEE | \$ | 2,039,100 | REAL |
| CVS AS LESSEE | \$ | 1,934,720 | REAL |
| D L PETERSON TRUST I | \$ | 5,081,060 | PERSONAL |
| DALLAS METRO APARTMENTS LLC | \$ | 3,250,000 | REAL |
| DAVIS MOTOR CRANE SERVICE INC | \$ | 37,163,370 | PERSONAL |
| DAYTON HUDSON CORP | \$ | 5,523,470 | REAL |
| DEVA CORPORATION | \$ | 4,300,000 | REAL |
| DFW AIRPORT HOSPITALITY | \$ | 6,525,000 | REAL |

| | | | |
|--|----|------------|----------|
| DFW JOSEPH INVESTMENTS LLC | \$ | 12,000,000 | REAL |
| EBEX IRVING APARTMENTS LLC | \$ | 9,600,000 | REAL |
| EL PRIMERO EXPRESS LP | \$ | 4,000,000 | REAL |
| ELEMENT FLEET CORPORATION | \$ | 4,834,890 | PERSONAL |
| ELEMENT FLEET CORPORATION | \$ | 468,830 | PERSONAL |
| ESTRADA REVO LLC & FIREBIRD SFE I LLC | \$ | 18,970,000 | REAL |
| FIREBIRD SFE I LLC | \$ | 435,000 | REAL |
| FIRST FLEET MASTER TITLING TRUST | \$ | 1,676,050 | PERSONAL |
| FPG THE POINT LP | \$ | 52,945,000 | REAL |
| FREEPORT REGENT LLC | \$ | 12,000,000 | REAL |
| GEP SILVERTON LLC | \$ | 21,115,000 | REAL |
| GEP VANDERBILT LLC | \$ | 11,950,000 | REAL |
| GROUP 1 REALTY INC | \$ | 879,430 | REAL |
| GROUP 1 REALTY INC | \$ | 309,360 | REAL |
| GROUP 1 REALTY INC | \$ | 3,118,030 | REAL |
| GROUP 1 REALTY INC | \$ | 167,210 | REAL |
| GROUP 1 REALTY INC | \$ | 644,120 | REAL |
| HAMPTON PLEASANT RUN JV | \$ | 2,050,000 | REAL |
| HKRK MGNT INC | \$ | 2,275,000 | REAL |
| HOME SFR BORROWER II LLC | \$ | 168,600 | REAL |
| HOME SFR BORROWER LLC | \$ | 237,080 | REAL |
| HOME SFR BORROWER LLC | \$ | 201,510 | REAL |
| HOME SFR BORROWER LLC | \$ | 147,590 | REAL |
| HP TEXAS I LLC | \$ | 373,690 | REAL |
| IMV GROUP LLC | \$ | 155,560 | REAL |
| IMV GROUP LLC | \$ | 901,740 | REAL |
| IMV GROUP LLC | \$ | 167,260 | REAL |
| IMV GROUP LLC | \$ | 91,860 | REAL |
| IMV GROUP LLC | \$ | 1,429,530 | REAL |
| IMV GROUP LLC | \$ | 189,600 | REAL |
| IMV GROUP LLC | \$ | 179,650 | REAL |
| IMV GROUP LLC | \$ | 175,650 | REAL |
| IMV GROUP LLC | \$ | 138,050 | REAL |
| IMV GROUP LLC | \$ | 130,490 | REAL |
| IMV GROUP LLC | \$ | 1,111,510 | REAL |
| IMV GROUP LLC | \$ | 351,290 | REAL |
| IMV GROUP LLC | \$ | 322,350 | REAL |
| INTERGERMAN SUMMER GATE LP | \$ | 12,750,000 | REAL |
| IRBY LANE ASSOCIATES LTD | \$ | 14,250,000 | REAL |
| IRVING BUS PROPERTIES LLC | \$ | 2,415,280 | REAL |
| IRVING CENTAL PLACE LLC | \$ | 1,850,000 | REAL |
| IRVING LODGING LLC | \$ | 6,350,000 | REAL |
| IRVING PARK SPRINGS PARTNERS LTD | \$ | 2,875,000 | REAL |
| IRVING PARK SPRINGS PARTNERS LTD | \$ | 1,700,000 | REAL |
| JAHCO SPRING CREEK LLC | \$ | 7,200,000 | REAL |
| JASAN LLC | \$ | 3,200,230 | REAL |

| | | | |
|-----------------------------------|----|------------|----------|
| KLOPRO BELT LLC | \$ | 1,700,000 | REAL |
| KORE 125 JOHN CARPENTER LLC | \$ | 68,800,000 | REAL |
| KROGER TEXAS LP | \$ | 10,600,000 | REAL |
| KROGER TEXAS LP | \$ | 1,488,980 | REAL |
| KROGER TEXAS LP | \$ | 939,090 | REAL |
| KROGER TEXAS LP | \$ | 3,942,150 | REAL |
| KROGER TEXAS LP | \$ | 1,741,790 | REAL |
| KROGER TEXAS LP | \$ | 758,210 | REAL |
| LADERA RANCH LLC | \$ | 19,850,000 | REAL |
| LAKE WORTH HOTEL CORP | \$ | 4,722,750 | REAL |
| LAS COLINAS I HOLDCO LP | \$ | 83,500,000 | REAL |
| LAS COLINAS II HOLDCO LP | \$ | 47,400,000 | REAL |
| LEGACY REI GROUP SA LLC | \$ | 9,924,320 | REAL |
| LEGACY REI GROUP SA LLC | \$ | 3,575,680 | REAL |
| LEGACY REI GROUP SA LLC | \$ | 17,650,000 | REAL |
| LOWEN RAIFORD LP | \$ | 9,100,000 | REAL |
| LPD REALTY LLC | \$ | 11,260,000 | REAL |
| LUCKY TEXAN | \$ | 1,850,000 | REAL |
| M&D IRVING LLC | \$ | 6,650,000 | REAL |
| MAA TANC LLC | \$ | 37,100,000 | REAL |
| MAAHIYAA HOTEL LLC | \$ | 4,370,760 | REAL |
| MACARTHUR PLACE APARTMENTS LP | \$ | 13,384,610 | REAL |
| MACARTHUR PLACE APARTMENTS LP | \$ | 15,615,390 | REAL |
| MACY'S RETAIL HOLDINGS INC | \$ | 2,822,470 | PERSONAL |
| MALL GROUND PORTFOLIO LLC | \$ | 45,000,000 | REAL |
| MALL GROUND PORTFOLIO LLC | \$ | 1,729,780 | REAL |
| MALL GROUND PORTFOLIO LLC | \$ | 4,807,030 | REAL |
| MALL GROUND PORTFOLIO LLC | \$ | 193,440 | REAL |
| MALL GROUND PORTFOLIO LLC | \$ | 1,301,420 | REAL |
| MEDIEVAL TIMES | \$ | 1,596,520 | PERSONAL |
| METROPLEX PLAZA LP | \$ | 5,150,000 | REAL |
| METROPLEX PLAZA LP | \$ | 4,850,000 | REAL |
| METROPLEX PLAZA LP | \$ | 2,625,000 | REAL |
| MONTERRA APARTMENTS LP | \$ | 39,000,000 | REAL |
| MONTFORT ALPHA JV | \$ | 11,500,000 | REAL |
| MOTTS LLP | \$ | 85,323,730 | PERSONAL |
| MPG TEXAS 1 LLC | \$ | 8,500,000 | REAL |
| NEWPORT APARTMENTS PROPERTY OWNER | \$ | 22,100,000 | REAL |
| NORTHGATE CAPRI LLC & | \$ | 15,400,000 | REAL |
| NORTHSHORE EAST LLC | \$ | 13,608,140 | REAL |
| NORTHWEST PARK ASSOC | \$ | 7,007,810 | REAL |
| NORTHWEST PARK ASSOC | \$ | 4,492,190 | REAL |
| OMNINET FOXBOROUGH LP | \$ | 22,400,000 | REAL |
| OMNINET FOXBOROUGH LP | \$ | 9,100,000 | REAL |
| PAR CAPITAL 122 WEST LLC | \$ | 28,895,000 | REAL |
| PARMA LAS COLINAS TOWERS LLC | \$ | 4,048,000 | REAL |

| | | | |
|---------------------------------------|----|-------------|----------|
| PARMA LAS COLINAS TOWERS LLC | \$ | 61,167,000 | REAL |
| PARMA MANDALAY TOWER LLC | \$ | 39,275,000 | REAL |
| PATEL HASU | \$ | 337,700 | REAL |
| PATEL RAMAN | \$ | 1,450,000 | REAL |
| PBH VALLEY CREEK LLC | \$ | 31,500,000 | REAL |
| PBH VALLEY RIDGE LLC | \$ | 33,000,000 | REAL |
| PCPI UT OWNER LP | \$ | 12,252,330 | REAL |
| PCPI UT OWNER LP | \$ | 151,682,670 | REAL |
| PERFECT & COMFORT LIVING LLC | \$ | 3,097,000 | REAL |
| PERFECT AND MODERN TEAM LLC | \$ | 1,950,000 | REAL |
| PL LASCO OWNER LLC | \$ | 76,500,000 | REAL |
| POLO SANTIAGO | \$ | 3,890,000 | REAL |
| POST MONTORO LLC | \$ | 23,845,000 | REAL |
| PRIME US TOWER AT LAKE CAROLYN LLC | \$ | 63,975,000 | REAL |
| PROVIDENT GROUP IRVING PROPERTIES INC | \$ | 45,000,000 | REAL |
| PS LPT PROPERTIES INVESTORS | \$ | 5,104,400 | REAL |
| RACETRAC PETROLEUM INC | \$ | 420,900 | PERSONAL |
| RACETRAC PETROLEUM INC | \$ | 1,787,270 | REAL |
| RACETRAC PETROLEUM INC | \$ | 2,349,910 | REAL |
| RACETRAC PETROLEUM INC | \$ | 457,820 | REAL |
| RACETRACK PETROLEUM | \$ | 563,900 | PERSONAL |
| RAMSEY LUTHER H | \$ | 1,612,000 | REAL |
| RAVEN SURROUND LLC | \$ | 23,250,000 | REAL |
| RAYO LLC | \$ | 3,500,000 | REAL |
| RAYO LLC | \$ | 3,500,000 | REAL |
| ROCHELLE PLACE L P | \$ | 7,467,600 | REAL |
| ROCHELLE PLAZA ASSOCIATES | \$ | 8,250,000 | REAL |
| ROSEMONT SUMMIT OPERATING LLC | \$ | 57,925,000 | REAL |
| SANDLIAN COLBY B & | \$ | 2,815,000 | REAL |
| SAVOY DALLAS HOTELS LLC | \$ | 7,300,000 | REAL |
| SECURITY CAPITAL | \$ | 3,555,500 | REAL |
| SEDONA PARK APARTMENTS LLC | \$ | 22,000,000 | REAL |
| SHIV INC | \$ | 3,300,000 | REAL |
| SIKKA INVESTMENTS 2 LLC | \$ | 1,344,000 | REAL |
| SK & SONS INVESTMENTS LLC | \$ | 2,096,820 | REAL |
| SPANISH HAVEN REDEVELOPMENT | \$ | 6,664,970 | REAL |
| SPRINT UNITED MGMT CO | \$ | 17,000,000 | REAL |
| SUN HOLDINGS INC | \$ | 126,730 | PERSONAL |
| SUN HOLDINGS INC | \$ | 135,060 | PERSONAL |
| SUN HOLDINGS INC | \$ | 192,500 | PERSONAL |
| SUN HOLDINGS INC | \$ | 123,570 | PERSONAL |
| SUN LIFE INSURANCE CO OF CANADA | \$ | 35,000,000 | REAL |
| SUPREME BRIGHT DALLAS II LLC | \$ | 2,360,000 | REAL |
| SUPREME BRIGHT DALLAS II LLC | \$ | 4,000,000 | REAL |
| SUPREME BRIGHT DALLAS II LLC | \$ | 3,300,000 | REAL |
| SUPREME BRIGHT DALLAS II LLC | \$ | 3,097,000 | REAL |

| | | | |
|--------------------------------|----|------------|------|
| SUPREME BRIGHT DALLAS II LLC | \$ | 4,300,000 | REAL |
| SUPREME BRIGHT DALLAS II LLC | \$ | 5,500,000 | REAL |
| SUPREME BRIGHT DALLAS II LLC | \$ | 1,950,000 | REAL |
| SUPREME BRIGHT DALLAS II LLC | \$ | 1,100,000 | REAL |
| SUPREME BRIGHT DALLAS II LLC | \$ | 1,600,000 | REAL |
| SUPREME BRIGHT DALLAS II LLC | \$ | 7,550,000 | REAL |
| SUPREME BRIGHT DALLAS II LLC | \$ | 5,220,000 | REAL |
| SUPREME BRIGHT DALLAS II LLC | \$ | 220,000 | REAL |
| SUPREME BRIGHT DALLAS II LLC | \$ | 1,696,210 | REAL |
| TAH 2017 1 BORROWER LLC | \$ | 184,880 | REAL |
| TAH HOLDING LP | \$ | 185,970 | REAL |
| TAH HOLDING LP | \$ | 202,680 | REAL |
| TAH HOLDING LP | \$ | 198,760 | REAL |
| TAH HOLDING LP | \$ | 185,070 | REAL |
| TAH HOLDING LP | \$ | 162,310 | REAL |
| TCI 600 LAS COLINAS INC | \$ | 83,285,000 | REAL |
| TEXAS FOUR PPTIES LLC | \$ | 15,900,000 | REAL |
| TEXAS SFI PATNERSHIP 37 LTD | \$ | 34,000,000 | REAL |
| TMIF II BRIDGEPOT LP | \$ | 24,000,000 | REAL |
| TP APARTMENTS LLC | \$ | 4,272,410 | REAL |
| TP APARTMENTS LLC | \$ | 1,627,590 | REAL |
| TR ATRIUM LP | \$ | 14,215,000 | REAL |
| TR ATRIUM LP | \$ | 7,215,000 | REAL |
| TRINITY POE LLC | \$ | 37,500,000 | REAL |
| TRT DEVELOPMENT COMPANY | \$ | 800,000 | REAL |
| TRT DEVELOPMENT COMPANY | \$ | 39,000,000 | REAL |
| UNITED RENTALS AS LESSEE | \$ | 4,903,040 | REAL |
| URBAN TOWNE LAKE APARTMENTS LP | \$ | 22,000,000 | REAL |
| VAT CROSSROADS LLC | \$ | 14,000,000 | REAL |
| WALGREEN CO | \$ | 2,249,000 | REAL |
| WALGREEN CO | \$ | 2,305,420 | REAL |
| WALGREEN CO | \$ | 1,349,650 | REAL |
| WALMART REAL ESTATE | \$ | 10,596,130 | REAL |
| WALNUT HILL TX PARTNERS LLC | \$ | 46,500,000 | REAL |
| WESTDALE BROOKSTONE TERRACE LP | \$ | 15,750,000 | REAL |
| WESTDALE BROOKSTONE TERRACE LP | \$ | 13,750,000 | REAL |
| WESTDALE ESTELLE CREEK LTD | \$ | 14,500,000 | REAL |
| WESTDALE LAKERIDGE | \$ | 14,000,000 | REAL |
| WESTDALE POLARIS PARTNERS | \$ | 12,800,000 | REAL |
| WESTDALE WOODMEADE LTD | \$ | 21,000,000 | REAL |
| WINGREN VILLAGE LP | \$ | 9,303,430 | REAL |
| WINKLE PIONEER COURT LTD | \$ | 81,440 | REAL |
| WINKLE PIONEER COURT LTD | \$ | 80,720 | REAL |
| WINKLE PIONEER COURT LTD | \$ | 80,720 | REAL |
| WINKLE PIONEER COURT LTD | \$ | 81,920 | REAL |
| WINKLE PIONEER COURT LTD | \$ | 58,300 | REAL |

| | | | |
|----------------------------|----|------------|------|
| WINKLE PIONEER COURT LTD | \$ | 58,300 | REAL |
| WINKLE PIONEER COURT LTD | \$ | 81,920 | REAL |
| WINKLE PIONEER COURT LTD | \$ | 80,720 | REAL |
| WINKLE PIONEER COURT LTD | \$ | 81,440 | REAL |
| WINKLE PIONEER COURT LTD | \$ | 81,360 | REAL |
| WINKLE PIONEER COURT LTD | \$ | 81,440 | REAL |
| WINKLE PIONEER COURT LTD | \$ | 80,720 | REAL |
| WINKLE PIONEER COURT LTD | \$ | 80,720 | REAL |
| WINKLE PIONEER COURT LTD | \$ | 81,920 | REAL |
| WINKLE PIONEER COURT LTD | \$ | 58,300 | REAL |
| WINKLE PIONEER COURT LTD | \$ | 58,300 | REAL |
| WINKLE PIONEER COURT LTD | \$ | 58,300 | REAL |
| WINKLE PIONEER COURT LTD | \$ | 58,300 | REAL |
| WINKLE PIONEER COURT LTD | \$ | 81,920 | REAL |
| WINKLE PIONEER COURT LTD | \$ | 80,720 | REAL |
| WINKLE PIONEER COURT LTD | \$ | 80,720 | REAL |
| WINKLE PIONEER COURT LTD | \$ | 81,440 | REAL |
| WINKLE PIONEER COURT LTD | \$ | 81,360 | REAL |
| WINKLE PIONEER COURT LTD | \$ | 81,440 | REAL |
| WINKLE PIONEER COURT LTD | \$ | 80,720 | REAL |
| WINKLE PIONEER COURT LTD | \$ | 81,920 | REAL |
| WINKLE PIONEER COURT LTD | \$ | 81,920 | REAL |
| WINKLE PIONEER COURT LTD | \$ | 80,720 | REAL |
| WINKLE PIONEER COURT LTD | \$ | 81,440 | REAL |
| WINKLE PIONEER COURT LTD | \$ | 81,360 | REAL |
| WOODCHASE & CLARENDON | \$ | 13,950,000 | REAL |
| WOODCHASE & CLARENDON | \$ | 5,550,000 | REAL |
| WOODLAND RIDGE POE LLC | \$ | 10,883,330 | REAL |
| WOODLAND RIDGE POE LLC | \$ | 21,766,670 | REAL |
| WOODSIDE VILLAS IRVING LLC | \$ | 12,250,000 | REAL |

TOTAL 3,163,286,000

2020 SETTLED LAWSUITS

| OWNERS NAME | DCAD VALUE | SETTLED VALUE | TYPE OF PROPERTY |
|--|---------------|------------------|---------------------|
| 130 E JOHN W CARPENTER | \$ 7,400,000 | \$ 7,100,000 | REAL |
| ACRON ARG LAKE CAROLYN | \$ 52,929,170 | \$ 48,000,000 | REAL |
| BELTLINE VILLAGE PARTNERS | \$ 7,094,030 | \$ 6,850,000 | REAL |
| BELTLINE/AIRPORT FREEWAY JOINT VENTURE | \$ 8,190,000 | \$ 8,190,000 | REAL |
| BELTLINE/AIRPORT FREEWAY JOINT VENTURE | \$ 767,000 | \$ 767,000 | REAL |
| BELTLINE/AIRPORT FREEWAY JOINT VENTURE | \$ 3,318,000 | \$ 3,318,000 | REAL |
| BROWN COLINAS POINTE LLC | \$ 14,100,000 | \$ 12,975,000 | REAL |
| CO PROPERTIES LLC | \$ 150,270 | \$ 87,330 | REAL |
| CO PROPERTIES LLC | \$ 117,660 | \$ 103,130 | REAL |
| CO PROPERTIES LLC | \$ 89,380 | \$ 43,330 | REAL |
| CO PROPERTIES LLC | \$ 89,380 | \$ 43,330 | REAL |
| CO PROPERTIES LLC | \$ 89,380 | \$ 43,330 | REAL |
| CO PROPERTIES LLC | \$ 89,380 | \$ 43,330 | REAL |
| COLINAS RANCH APARTMENTS LLC | \$ 10,471,820 | \$ 9,924,000 | REAL |
| CREEKWOOD APTS LLC | \$ 18,300,000 | \$ 17,050,000 | REAL |
| CRESTVIEW STONEHILL LLC | \$ 17,274,590 | \$ 15,800,000 | REAL |
| CVS AS LESSEE | \$ 1,958,840 | \$ 1,700,000 | REAL |
| CVS AS LESSEE | \$ 2,006,410 | \$ 1,750,000 | REAL |
| DALLAS FT WORTH PARTNERS LLC | \$ 1,750,000 | \$ 1,372,550 | REAL |
| DALLAS FT WORTH PARTNERS LLC | \$ 3,125,000 | \$ 2,450,990 | REAL |
| DALLAS FT WORTH PARTNERS LLC | \$ 1,500,000 | \$ 1,176,460 | REAL |
| DK CREST OWNER LLC | \$ 62,000,000 | \$ 56,000,000 | REAL |
| HD DEVELOPMENT PROPERTIES | \$ 5,248,640 | \$ 4,763,680 | REAL |
| IMC RETAIL LLC | \$ 21,500,000 | \$ 21,500,000 | REAL |
| IMC RETAIL LLC | \$ 577,520 | \$ 577,520 | REAL |
| IRVING 4600 WEST PIONEER | \$ 32,750,000 | \$ 29,725,000 | REAL |
| ISA HOSPITALITY INC | \$ 2,674,280 | \$ 2,500,000 | REAL |
| JAY A KANTER | \$ 2,639,210 | \$ 2,639,210 | REAL |
| JB DALLAS LLC | \$ 2,250,000 | \$ 2,169,320 | REAL |
| JTCH APARTMENTS LLC | \$ 2,298,290 | \$ 2,164,050 | REAL |
| JTCH APARTMENTS LLC | \$ 3,351,710 | \$ 3,184,120 | REAL |
| K GARAGE CO LTD | \$ 5,500,000 | \$ 5,200,000 | REAL |
| KAMEYAMA KEISHI | \$ 13,500,000 | \$ 13,500,000 | REAL |
| LBH LAS COLINAS PLAZA LLC | \$ 25,500,000 | \$ 21,000,000 | REAL |
| MAA ALLOY LLC | \$ 46,000,000 | \$ 43,550,000 | REAL |
| MARABELLA APARTMENTS LP | \$ 24,559,040 | \$ 22,433,740 | REAL |
| MARABELLA APARTMENTS LP | \$ 27,440,960 | \$ 25,066,260 | REAL |
| PATEL MADAN & | \$ 983,680 | \$ 940,000 | REAL |
| PPF AMLI 777 LAKE CAROLYN PARKWAY | \$ 77,200,000 | \$ 72,300,000 | REAL |
| PPF AMLI 1050 LAKE CAROLYN PARKWAY LLC | \$ 52,365,000 | \$ 48,600,000 | REAL |
| PURPLE GALAXY REAL ESTATE LLC | \$ 2,360,000 | \$ 2,130,000 | REAL |
| SAIBABA DFW LODGING LLC | \$ 4,543,000 | \$ 4,210,000 | REAL |
| SOUTHERN STAR LAS COLINAS LP | \$ 10,800,000 | \$ 10,250,000 | REAL |
| SPARTRA LLC | \$ 6,130,000 | \$ 5,450,000 | REAL |
| TARGET CORP | \$ 3,374,500 | \$ 2,868,330 | PERSONAL |

74

| | | | | | |
|--------------------------------|----|--------------------|----|--------------------|------|
| VALLEY VIEW OWNER LLC | \$ | 16,047,720 | \$ | 14,500,000 | REAL |
| VILLAS ESTANCIA APARTMENTS LLC | \$ | 16,000,000 | \$ | 14,500,000 | REAL |
| WATER STREET OCONNOR LP | \$ | 77,250,000 | \$ | 75,250,000 | REAL |
| WESTGATE MULTIFAMILY LLC | \$ | 21,111,110 | \$ | 19,166,670 | REAL |
| WESTGATE MULTIFAMILY LLC | \$ | 9,170,140 | \$ | 8,325,520 | REAL |
| WESTGATE MULTIFAMILY LLC | \$ | 3,694,440 | \$ | 3,354,160 | REAL |
| WESTGATE MULTIFAMILY LLC | \$ | 4,024,310 | \$ | 3,653,650 | REAL |
| WOODWIND LAND LLC | \$ | 400,000 | \$ | 400,000 | REAL |
| WOODWIND LAND LLC | \$ | 5,310,000 | \$ | 5,100,000 | REAL |
| WWC XLV LP | \$ | 56,000,000 | \$ | 50,500,000 | REAL |
| TOTAL | \$ | 795,363,860 | \$ | 736,259,010 | |

2019 ACTIVE LAWSUITS

| OWNERS NAME | DCAD VALUE | TYPE OF PROPERTY |
|---------------------------------------|--------------------|---------------------|
| 2929 PARK GROVE VNTRE LTD | \$ 10,008,250 | REAL |
| 2929 PARK GROVE VNTRE LTD | \$ 691,750 | REAL |
| FRIES RESTAURANT MANAGEMENT LLC | \$ 141,650 | PERSONAL |
| GROUP 1 REALTY INC | \$ 3,118,030 | REAL |
| NORTHGATE CAPRI LLC & | \$ 14,893,690 | REAL |
| PROVIDENT GROUP IRVING PROPERTIES LLC | \$ 51,505,760 | REAL |
| RACETRAC PETROLEUM INC | \$ 1,788,690 | REAL |
| RACETRAC PETROLEUM INC | \$ 2,349,910 | REAL |
| RACETRAC PETROLEUM INC | \$ 457,820 | REAL |
| RANDALLS FOOD DRUG & LP | \$ 4,025,000 | REAL |
| SPRINT UNITED MGMT CO | \$ 17,000,000 | REAL |
| STEEL MACHINERY MANUFACTURING CO LLC | \$ 5,984,340 | PERSONAL |
| SUN HOLDINGS INC | \$ 122,440 | PERSONAL |
| SUN HOLDINGS INC | \$ 186,340 | PERSONAL |
| SUN HOLDINGS INC | \$ 117,900 | PERSONAL |
| URBAN TOWNE LAKE APARTMENTS LP | \$ 17,809,240 | REAL |
| TOTAL | 130,200,810 | |

76

2019 SETTLED LAWSUITS

| OWNERS NAME | DCAD VALUE | SETTLED VALUE | TYPE OF PROPERTY |
|---------------------------------------|----------------|------------------|---------------------|
| 130 E JOHN W CARPENTER | \$ 8,400,000 | \$ 7,100,000 | REAL |
| 1927 BELTLINE CP LTD | \$ 2,950,000 | \$ 2,700,000 | REAL |
| 1927 BELTLINE CP LTD | \$ 1,920,000 | \$ 1,700,000 | REAL |
| 1927 BELTLINE CP LTD | \$ 700,000 | \$ 600,000 | REAL |
| 1927 BELTLINE CP LTD | \$ 7,600,000 | \$ 6,350,000 | REAL |
| 1927 BELTLINE CP LTD | \$ 12,200,000 | \$ 11,500,000 | REAL |
| 250 290 B&C LLC | \$ 34,315,000 | \$ 31,000,000 | REAL |
| 250 290 B&C LLC | \$ 17,080,000 | \$ 15,400,000 | REAL |
| 250 290 B&C LLC | \$ 18,835,000 | \$ 17,000,000 | REAL |
| 555 WEST AIRPORT FWY LLC | \$ 5,093,280 | \$ 4,450,000 | REAL |
| 89 H A S HOTEL CORP | \$ 1,100,000 | \$ 1,040,000 | REAL |
| 850 LAKE CAROLYN PKWY APARTMENTS INV | \$ 47,350,000 | \$ 46,000,000 | REAL |
| 1814 ESTRADA LP | \$ 16,300,000 | \$ 15,450,000 | REAL |
| 4409 MONTROSE LTD | \$ 18,480,000 | \$ 17,500,000 | REAL |
| ABS HOSPITALITY GROUP LLC | \$ 1,275,000 | \$ 1,275,000 | REAL |
| AGAS VENTURES LLC | \$ 180,000 | \$ 154,710 | REAL |
| AGAS VENTURES LLC | \$ 135,410 | \$ 116,390 | REAL |
| AGAS VENTURES LLC | \$ 159,000 | \$ 136,660 | REAL |
| AGAS VENTURES LLC | \$ 144,000 | \$ 123,770 | REAL |
| AGAS VENTURES LLC | \$ 187,000 | \$ 160,730 | REAL |
| AGAS VENTURES LLC | \$ 119,400 | \$ 102,600 | REAL |
| AGAS VENTURES LLC | \$ 168,420 | \$ 144,630 | REAL |
| AGAS VENTURES LLC | \$ 160,750 | \$ 138,170 | REAL |
| AGAS VENTURES LLC | \$ 157,630 | \$ 135,490 | REAL |
| AGAS VENTURES LLC | \$ 146,130 | \$ 125,600 | REAL |
| AGAS VENTURES LLC | \$ 124,860 | \$ 107,310 | REAL |
| AGAS VENTURES LLC | \$ 143,000 | \$ 122,730 | REAL |
| AGRE WILLIAMS SQUARE HOLDINGS LLC | \$ 62,271,580 | \$ 57,408,870 | REAL |
| AGRE WILLIAMS SQUARE HOLDINGS LLC | \$ 8,851,220 | \$ 8,160,040 | REAL |
| AGRE WILLIAMS SQUARE HOLDINGS LLC | \$ 104,567,910 | \$ 96,402,330 | REAL |
| AGRE WILLIAMS SQUARE HOLDINGS LLC | \$ 61,859,290 | \$ 57,028,760 | REAL |
| AIGGRE TX HOTEL LAS COLINAS OWNER LLC | \$ 10,000,000 | \$ 9,300,000 | REAL |
| ALC APARTMENTS LLC | \$ 46,000,000 | \$ 44,500,000 | REAL |
| ALDI | \$ 767,120 | \$ 652,050 | PERSONAL |
| ALDI | \$ 415,870 | \$ 353,490 | PERSONAL |
| AMERICAN HOMES 4 RENT | \$ 225,070 | \$ 203,250 | REAL |
| ANGEL HOSPITALITY VIII LLC | \$ 5,367,260 | \$ 5,220,000 | REAL |
| ANGEL HOSPITALITY VIII LLC | \$ 1,083,600 | \$ 1,083,600 | REAL |
| ARC RENTAL MSR I LLC | \$ 164,450 | \$ 164,450 | REAL |
| AREA/EY WFT LLC | \$ 9,650,000 | \$ 8,600,000 | REAL |
| B & B TECHNICAL SERVICES | \$ 835,000 | \$ 775,000 | REAL |
| BEL AIRE AT LAS COLINAS LL LLC | \$ 39,950,000 | \$ 38,630,000 | REAL |
| BELTLINE VILLAGE PARTNERS | \$ 7,200,000 | \$ 6,850,000 | REAL |

77

| | | | | | |
|------------------------------------|----|------------|----|------------|----------|
| BETTER INC | \$ | 2,265,000 | \$ | 2,000,000 | REAL |
| BHP INVESTMENTS CO | \$ | 3,200,000 | \$ | 2,950,000 | REAL |
| BLVD AL LP THE | \$ | 1,395,000 | \$ | 1,307,980 | REAL |
| BP AEROSPACE LLC | \$ | 6,037,170 | \$ | 1,542,240 | PERSONAL |
| BRE LAS COLINAS LLC | \$ | 8,000,000 | \$ | 8,000,000 | REAL |
| BRE LAS COLINAS LLC | \$ | 91,629,260 | \$ | 71,629,260 | REAL |
| BRE LAS COLINAS LLC | \$ | 370,740 | \$ | 370,740 | REAL |
| BREIT INDUSTRIAL HS TX | \$ | 8,172,780 | \$ | 6,150,000 | REAL |
| BREIT INDUSTRIAL HS TX | \$ | 115,390 | \$ | 115,390 | REAL |
| BRIARWOOD UNIV HILLS LP | \$ | 5,121,500 | \$ | 4,685,000 | REAL |
| BROWN COLINAS POINTE LLC | \$ | 12,000,000 | \$ | 11,260,300 | REAL |
| BUDHWANI & VIRANI INC | \$ | 3,023,360 | \$ | 2,550,000 | REAL |
| CEDAR CREST OF IRVING LLC | \$ | 3,500,000 | \$ | 1,600,000 | REAL |
| CENTRALAND GROUP LTD | \$ | 3,841,690 | \$ | 3,500,000 | REAL |
| CENTURY 2209 LLC | \$ | 780,000 | \$ | 780,000 | REAL |
| CERBERUS SFR HOLDINGS II LP | \$ | 169,970 | \$ | 167,700 | REAL |
| CFT NV DEVELOPMENTS LLC | \$ | 945,000 | \$ | 850,000 | REAL |
| CHARTER COMMUNICATIONS TIME WARNER | \$ | 1,142,580 | \$ | 988,330 | PERSONAL |
| CHARTER COMMUNICATIONS TIME WARNER | \$ | 388,910 | \$ | 336,410 | PERSONAL |
| CHATHEAU AT WILDBRIAR LP | \$ | 9,200,000 | \$ | 8,300,000 | REAL |
| CHEDDARS CASUAL CAFÉ | \$ | 1,537,450 | \$ | 1,260,410 | PERSONAL |
| CHEDDARS CASUAL CAFÉ | \$ | 264,360 | \$ | 216,480 | PERSONAL |
| CHICK FIL A INC | \$ | 950,000 | \$ | 855,000 | REAL |
| CHIPOTLE MEXICAN GRILL | \$ | 675,000 | \$ | 600,000 | REAL |
| CLAY COOLEY REAL ESTATE | \$ | 4,336,180 | \$ | 3,648,200 | REAL |
| CLAY COOLEY REAL ESTATE | \$ | 8,473,470 | \$ | 6,510,000 | REAL |
| CLAY COOLEY REAL ESTATE | \$ | 9,214,060 | \$ | 6,742,000 | REAL |
| CNC SWAGAT NINE LTD | \$ | 8,728,870 | \$ | 8,563,000 | REAL |
| CNC SWAGAT NINE LTD | \$ | 4,421,120 | \$ | 4,337,000 | REAL |
| CNLRs BEP LP | \$ | 1,650,000 | \$ | 1,509,500 | REAL |
| CO-PROPERTIES LLC | \$ | 83,970 | \$ | 83,970 | REAL |
| COLUMBIA HCA | \$ | 769,580 | \$ | 609,640 | PERSONAL |
| COLUMBIA PROPERTIES DALLAS | \$ | 37,291,700 | \$ | 33,600,000 | REAL |
| CONNS APPLIANCES INC | \$ | 14,920 | \$ | 8,130 | PERSONAL |
| CP 511 BUILDING LLC | \$ | 19,450,000 | \$ | 18,500,000 | REAL |
| CPLG TX PROPERTIES | \$ | 8,606,780 | \$ | 8,400,000 | REAL |
| CRESTVIEW STONEHILL LLC | \$ | 10,800,000 | \$ | 10,000,000 | REAL |
| CROSS COURT REALTY LLC | \$ | 936,000 | \$ | 864,000 | REAL |
| CROWN ENTERPRISES INC | \$ | 2,381,940 | \$ | 2,381,940 | REAL |
| CROWN ENTERPRISES INC | \$ | 3,022,730 | \$ | 3,022,730 | REAL |
| CTCRV LLC & | \$ | 11,334,410 | \$ | 11,334,410 | REAL |
| CVS | \$ | 1,942,000 | \$ | 1,750,000 | REAL |
| CVS | \$ | 1,865,560 | \$ | 1,750,000 | REAL |
| CVS | \$ | 1,910,870 | \$ | 1,700,000 | REAL |
| D L PETERSON TRUST I | \$ | 4,702,220 | \$ | 4,179,970 | PERSONAL |
| DAL 2 SF LLC | \$ | 149,740 | \$ | 136,080 | REAL |
| DALLAS FT WORTH PARTNERS LLC | \$ | 1,244,870 | \$ | 1,086,910 | REAL |
| DALLAS FT WORTH PARTNERS LLC | \$ | 2,571,290 | \$ | 2,245,020 | REAL |
| DALLAS FT WORTH PARTNERS LLC | \$ | 1,452,350 | \$ | 1,268,070 | REAL |
| DALLAS METRO APARTMENTS LLC | \$ | 2,175,000 | \$ | 2,000,000 | REAL |
| DEALERS ELECTRICAL | \$ | 430,000 | \$ | 400,000 | REAL |

78

| | | | | | |
|--------------------------------------|----|------------|----|------------|----------|
| DEVA CORPORTATION | \$ | 4,500,000 | \$ | 4,300,000 | REAL |
| DFW AIRPORT HOSPITALITY | \$ | 6,525,000 | \$ | 6,143,000 | REAL |
| DFW JOSEPH INVESTMENTS LLC | \$ | 12,000,000 | \$ | 9,600,000 | REAL |
| DOLGENCORP TEX INC | \$ | 2,000,000 | \$ | 2,000,000 | REAL |
| DOLGENCORP TEX INC | \$ | 1,042,520 | \$ | 1,042,520 | REAL |
| DP WPC TX LLC AS OWNER & LESSEE | \$ | 11,849,530 | \$ | 10,674,530 | REAL |
| DP WPC TX LLC AS OWNER & LESSEE | \$ | 1,448,050 | \$ | 1,448,050 | REAL |
| DP WPC TX LLC AS OWNER & LESSEE | \$ | 102,420 | \$ | 102,420 | REAL |
| EL PRIMERO EXPRESS LP | \$ | 4,700,000 | \$ | 4,700,000 | REAL |
| ELEMENT FLEET CORPORATION | \$ | 825,740 | \$ | 699,840 | PERSONAL |
| ESD DFW SOUTH 2011 LP | \$ | 23,367,130 | \$ | 21,443,000 | REAL |
| FEDEX GROUND PACKAGE SYSTEM INC | \$ | 20,908,520 | \$ | 16,517,700 | PERSONAL |
| FISCHER ROBERT W | \$ | 246,470 | \$ | 246,470 | REAL |
| FISCHER ROBERT W | \$ | 250,470 | \$ | 246,470 | REAL |
| FISCHER ROBERT W | \$ | 272,090 | \$ | 246,470 | REAL |
| FISCHER ROBERT W | \$ | 275,240 | \$ | 246,470 | REAL |
| FISCHER ROBERT W | \$ | 265,000 | \$ | 246,470 | REAL |
| FISCHER ROBERT W | \$ | 265,000 | \$ | 246,470 | REAL |
| FOUNTAIN VALLEY COMMERCE | \$ | 8,275,470 | \$ | 7,700,000 | REAL |
| FPG THE POINT LP | \$ | 50,760,000 | \$ | 49,000,000 | REAL |
| FYR SFR BORROWER LLC | \$ | 194,310 | \$ | 178,500 | REAL |
| GELCO FLEET TRUST | \$ | 4,834,890 | \$ | 4,322,520 | PERSONAL |
| GLEN ARBOR MULTIFAMILY LLC | \$ | 17,777,780 | \$ | 16,388,890 | REAL |
| GLEN ARBOR MULTIFAMILY LLC | \$ | 7,722,220 | \$ | 7,118,920 | REAL |
| GLEN ARBOR MULTIFAMILY LLC | \$ | 3,388,890 | \$ | 3,124,130 | REAL |
| GLEN ARBOR MULTIFAMILY LLC | \$ | 3,111,110 | \$ | 2,868,060 | REAL |
| GRUSIN MARTIN A TRUSTEE | \$ | 865,000 | \$ | 825,000 | REAL |
| HCD DALLAS CORPORATION | \$ | 42,700,000 | \$ | 39,000,000 | REAL |
| HCD DALLAS CORPORATION | \$ | 800,000 | \$ | 800,000 | REAL |
| HCRE LAS COLINAS LLC | \$ | 8,900,000 | \$ | 8,000,000 | REAL |
| HKRK MGMT INC | \$ | 2,275,000 | \$ | 2,100,000 | REAL |
| INTERGERMAN SUMMER GATE LP | \$ | 9,750,000 | \$ | 9,200,000 | REAL |
| IRVING LODGING LLC | \$ | 6,350,000 | \$ | 5,720,000 | REAL |
| IRVING MOB III LP & IRVING HOSPITAL | \$ | 11,189,570 | \$ | 11,189,570 | REAL |
| ISA HOSPITALITY INC | \$ | 2,790,000 | \$ | 2,600,000 | REAL |
| JAMBROS PARTNERS LTD | \$ | 4,449,510 | \$ | 4,000,000 | REAL |
| K GARAGE CO LTD | \$ | 5,050,000 | \$ | 4,875,000 | REAL |
| KAMEYAMA KEISHI | \$ | 12,000,000 | \$ | 12,000,000 | REAL |
| KBS SOR 125 JOHN CARPENTER LLC | \$ | 67,700,000 | \$ | 66,000,000 | REAL |
| KENSINGTON APARTMENTS LLC | \$ | 15,600,000 | \$ | 15,600,000 | REAL |
| KEVLIN JAMES M & ALEJANDRA | \$ | 472,160 | \$ | 435,000 | REAL |
| KHOSROW SADEGHIAN ON BEHALF OF AS PR | \$ | 126,150 | \$ | 71,500 | REAL |
| KROGER CO AND KROGER TEXAS LP | \$ | 3,800,000 | \$ | 3,800,000 | REAL |
| KROGER CO AND KROGER TEXAS LP | \$ | 1,400,000 | \$ | 1,400,000 | REAL |
| KROGER CO AND KROGER TEXAS LP | \$ | 939,090 | \$ | 920,000 | REAL |
| KROGER CO AND KROGER TEXAS LP | \$ | 10,600,000 | \$ | 10,400,000 | REAL |
| KROGER CO AND KROGER TEXAS LP | \$ | 1,622,000 | \$ | 1,622,000 | REAL |
| KROGER TEXAS LP AS LESSEE | \$ | 758,210 | \$ | 758,210 | REAL |
| LAKE WORTH HOTEL CORP | \$ | 5,100,000 | \$ | 4,600,000 | REAL |
| LAS COLINAS AAA INVESTMENT LLC | \$ | 2,906,020 | \$ | 2,676,840 | REAL |
| LAS COLINAS I HOLDCO LP | \$ | 77,500,000 | \$ | 74,761,410 | REAL |

| | | | | | | |
|------------------------------------|----|-------------|----|-------------|----------|----|
| LAS COLINAS II HOLDCO LP | \$ | 44,000,000 | \$ | 41,637,320 | REAL | |
| LBH LAS COLINAS PLAZA LLC | \$ | 28,000,000 | \$ | 25,500,000 | REAL | |
| LINCOLN LAG TWO LTD | \$ | 1,939,710 | \$ | 1,900,000 | REAL | |
| LOOP HOTEL INC | \$ | 468,000 | \$ | 325,000 | REAL | |
| LOWEN RAIFORD LP | \$ | 10,600,000 | \$ | 9,100,000 | REAL | |
| MAA ALLOY LLC | \$ | 42,150,000 | \$ | 41,800,000 | REAL | |
| MAA TANC LLC | \$ | 34,840,000 | \$ | 34,280,000 | REAL | |
| MAAHIYAA HOTEL LLC | \$ | 6,479,150 | \$ | 4,370,760 | REAL | |
| MACARTHUR PLACE APARTMENTS LP | \$ | 8,608,060 | \$ | 8,608,060 | REAL | |
| MACYS RETAIL HOLDINGS INC | \$ | 3,668,390 | \$ | 3,185,780 | PERSONAL | |
| MALL AT IRVING LLC | \$ | 44,968,330 | \$ | 42,596,580 | REAL | |
| MALL AT IRVING LLC | \$ | 1,729,780 | \$ | 1,729,780 | REAL | |
| MALL AT IRVING LLC | \$ | 4,807,030 | \$ | 4,807,030 | REAL | |
| MALL AT IRVING LLC | \$ | 193,440 | \$ | 193,440 | REAL | |
| MALL AT IRVING LLC | \$ | 1,301,420 | \$ | 1,301,420 | REAL | |
| MASTEC INC | \$ | 9,249,060 | \$ | 9,044,450 | PERSONAL | |
| MATTRESS FIRM INC | \$ | 47,610 | \$ | 34,710 | PERSONAL | |
| MCADOO BRUCE | \$ | 1,014,770 | \$ | 500,000 | REAL | |
| MERCHANTS AUTOMOTIVE GROUP INC | \$ | 1,554,200 | \$ | 1,401,240 | PERSONAL | 80 |
| MFO PPTIES LTD | \$ | 1,613,000 | \$ | 1,613,000 | REAL | |
| MO DANY REVOCABLE TRUST | \$ | 1,750,000 | \$ | 1,699,000 | REAL | |
| NEWPORT APARTMENTS PROPERTY OWNER | \$ | 19,500,000 | \$ | 18,000,000 | REAL | |
| OLD SHEPARD PLACE LTD | \$ | 1,163,380 | \$ | 1,125,000 | REAL | |
| OMNINET FOXBOROUGH LP | \$ | 6,644,440 | \$ | 6,557,770 | REAL | |
| OMNINET FOXBOROUGH LP | \$ | 16,355,560 | \$ | 16,142,230 | REAL | |
| OREILY AUTO ENTERPRISES LLC | \$ | 750,000 | \$ | 700,000 | REAL | |
| OREILY AUTO ENTERPRISES LLC | \$ | 520,000 | \$ | 504,000 | REAL | |
| OREILY AUTO ENTERPRISES LLC | \$ | 1,416,100 | \$ | 1,100,000 | REAL | |
| OREILY AUTO ENTERPRISES LLC | \$ | 968,140 | \$ | 880,000 | REAL | |
| OVERLOOK COLINAS LLC | \$ | 10,010,000 | \$ | 9,000,000 | REAL | |
| PAR CAPITAL 122 WEST LLC | \$ | 27,700,000 | \$ | 22,451,000 | REAL | |
| PARMA MANDALAY TOWER LLC | \$ | 39,275,000 | \$ | 35,000,000 | REAL | |
| PARMENTER LAS COLINAS TOWERS LLC | \$ | 60,847,000 | \$ | 55,952,000 | REAL | |
| PARMENTER LAS COLINAS TOWERS LLC | \$ | 4,048,000 | \$ | 4,048,000 | REAL | |
| PATEL BALVANTBHAI & ANJANKUMARI | \$ | 1,061,460 | \$ | 950,000 | REAL | |
| PATEL DHAVAL | \$ | 1,069,610 | \$ | 1,069,610 | REAL | |
| PBH VALLEY CREEK LLC | \$ | 26,800,000 | \$ | 24,416,000 | REAL | |
| PBH VALLEY RIDGE LLC | \$ | 29,750,000 | \$ | 26,588,000 | REAL | |
| PCPI UT OWNER LP AND TERRA FUNDING | \$ | 9,801,860 | \$ | 9,801,860 | REAL | |
| PCPI UT OWNER LP AND TERRA FUNDING | \$ | 152,233,140 | \$ | 125,698,140 | REAL | |
| PL LASCO OWNER LLC | \$ | 63,000,000 | \$ | 61,250,000 | REAL | |
| POST MONTORO LLC | \$ | 19,000,000 | \$ | 18,000,000 | REAL | |
| POTTER REALTY LTD | \$ | 4,600,000 | \$ | 4,400,000 | REAL | |
| PPF AMLI 777 LAKE CAROLYN PARKWAY | \$ | 70,300,000 | \$ | 69,630,200 | REAL | |
| PRIME US TOWER AT LAKE CAROLYN | \$ | 57,560,000 | \$ | 56,508,000 | REAL | |
| RACETRAC PETROLEUM INC | \$ | 433,620 | \$ | 346,900 | PERSONAL | |
| RACETRACK PETROLEUM | \$ | 563,900 | \$ | 318,000 | PERSONAL | |
| RAYO LLC | \$ | 2,650,000 | \$ | 2,250,000 | REAL | |
| RAYO LLC | \$ | 2,650,000 | \$ | 2,250,000 | REAL | |
| RFI WESTWOOD VILLAGE LLC | \$ | 21,000,000 | \$ | 19,400,000 | REAL | |
| ROCHELLE PLACE L P | \$ | 5,597,870 | \$ | 5,376,000 | REAL | |

| | | | | | |
|--------------------------------|----|------------|----|------------|----------|
| ROCHELLE PLAZA ASSOCIATES | \$ | 6,480,000 | \$ | 5,900,000 | REAL |
| ROSEMONT SUMMIT OPERATING LLC | \$ | 57,000,000 | \$ | 53,500,000 | REAL |
| SAIBABA DFW LODGING LLC | \$ | 4,885,120 | \$ | 3,990,000 | REAL |
| SAVOY DALLAS HOTELS LLC | \$ | 7,846,700 | \$ | 7,065,000 | REAL |
| SEARITAGE SRC FINANCE LLC | \$ | 4,238,810 | \$ | 3,989,110 | REAL |
| SEDONA PARK APARTMENTS LLC | \$ | 17,800,000 | \$ | 17,800,000 | REAL |
| SFR JV1 PROPERTY LLC | \$ | 226,370 | \$ | 215,200 | REAL |
| SHURGARD OF TEX LTD PS | \$ | 3,732,590 | \$ | 3,400,000 | REAL |
| SK & SONS INVESTMENTS LLC | \$ | 2,125,000 | \$ | 1,840,000 | REAL |
| SOUTHERN STAR LAS COLINAS LP | \$ | 15,817,480 | \$ | 13,500,000 | REAL |
| SPANISH HAVEN REDEVELOPMENT | \$ | 5,279,020 | \$ | 4,900,000 | REAL |
| SPARTRA LLC | \$ | 4,500,000 | \$ | 4,100,000 | REAL |
| SRP SUB LLC | \$ | 214,840 | \$ | 196,500 | REAL |
| SRP SUB LLC | \$ | 231,280 | \$ | 217,800 | REAL |
| SRP SUB LLC | \$ | 202,520 | \$ | 174,470 | REAL |
| SRP SUB LLC | \$ | 354,990 | \$ | 347,680 | REAL |
| SURESHCHANDRA PATEL N & | \$ | 491,820 | \$ | 491,820 | REAL |
| TACO BUENO RESTAURANTS INC | \$ | 71,150 | \$ | 71,150 | PERSONAL |
| TACO BUENO RESTAURANTS INC | \$ | 75,170 | \$ | 71,180 | PERSONAL |
| TAH HOLDING LP | \$ | 151,780 | \$ | 136,450 | REAL |
| TAH HOLDING LP | \$ | 197,850 | \$ | 187,740 | REAL |
| TAH HOLDING LP | \$ | 193,990 | \$ | 185,070 | REAL |
| TAH HOLDING LP | \$ | 171,510 | \$ | 167,000 | REAL |
| TCI 600 LAS COLINAS INC | \$ | 74,100,000 | \$ | 69,000,000 | REAL |
| TNREF III ICG SHADOWS LLC | \$ | 20,477,740 | \$ | 19,400,000 | REAL |
| TNREF III ICG SHADOWS LLC | \$ | 20,477,740 | \$ | 19,400,000 | REAL |
| TOYOTA OF IRVING LTD | \$ | 11,177,520 | \$ | 9,000,000 | REAL |
| TR ATRIUM LP | \$ | 7,240,000 | \$ | 6,829,000 | REAL |
| TR ATRIUM LP | \$ | 14,400,000 | \$ | 13,800,000 | REAL |
| TRINITY POE LLC | \$ | 31,750,000 | \$ | 31,150,000 | REAL |
| TRUE DFW2015 1 HOMES LLC | \$ | 164,420 | \$ | 153,540 | REAL |
| U S XPRESS LEASING COMPANY | \$ | 25,000,000 | \$ | 16,900,000 | PERSONAL |
| VALLEY VIEW OWNER LLC | \$ | 14,742,000 | \$ | 13,250,000 | REAL |
| WALMART STORES INC | \$ | 10,900,000 | \$ | 10,352,330 | REAL |
| WALTRUST PROPERTIES INC | \$ | 1,330,370 | \$ | 1,285,380 | REAL |
| WALTRUST PROPERTIES INC | \$ | 2,272,490 | \$ | 2,195,640 | REAL |
| WALTRUST PROPERTIES INC | \$ | 2,216,870 | \$ | 2,141,900 | REAL |
| WATER STREET OCONNOR LP | \$ | 78,000,000 | \$ | 72,000,000 | REAL |
| WESTDALE BROOKSTONE/TERRACE LP | \$ | 11,850,000 | \$ | 10,700,000 | REAL |
| WESTDALE BROOKSTONE/TERRACE LP | \$ | 14,600,000 | \$ | 13,500,000 | REAL |
| WESTDALE ESTELLE CREEK LTD | \$ | 14,200,000 | \$ | 12,800,000 | REAL |
| WESTDALE LAKERIDGE | \$ | 12,000,000 | \$ | 11,500,000 | REAL |
| WESTDALE POLARIS PARTNERS | \$ | 3,844,210 | \$ | 3,675,000 | REAL |
| WESTDALE POLARIS PARTNERS | \$ | 10,385,000 | \$ | 9,420,000 | REAL |
| WESTDALE WOODMEADE LTD | \$ | 19,225,000 | \$ | 18,000,000 | REAL |
| WINKLE PIONEER COURT LTD | \$ | 81,920 | \$ | 59,330 | REAL |
| WINKLE PIONEER COURT LTD | \$ | 80,720 | \$ | 58,460 | REAL |
| WINKLE PIONEER COURT LTD | \$ | 81,440 | \$ | 58,990 | REAL |
| WINKLE PIONEER COURT LTD | \$ | 81,360 | \$ | 58,930 | REAL |
| WINKLE PIONEER COURT LTD | \$ | 81,440 | \$ | 58,990 | REAL |
| WINKLE PIONEER COURT LTD | \$ | 80,720 | \$ | 58,460 | REAL |

| | | | | | |
|--------------------------|----|----------------------|----|----------------------|------|
| WINKLE PIONEER COURT LTD | \$ | 80,720 | \$ | 58,460 | REAL |
| WINKLE PIONEER COURT LTD | \$ | 81,920 | \$ | 59,380 | REAL |
| WINKLE PIONEER COURT LTD | \$ | 58,300 | \$ | 42,220 | REAL |
| WINKLE PIONEER COURT LTD | \$ | 58,300 | \$ | 42,220 | REAL |
| WINKLE PIONEER COURT LTD | \$ | 58,300 | \$ | 42,220 | REAL |
| WINKLE PIONEER COURT LTD | \$ | 58,300 | \$ | 42,220 | REAL |
| WINKLE PIONEER COURT LTD | \$ | 81,920 | \$ | 59,330 | REAL |
| WINKLE PIONEER COURT LTD | \$ | 80,720 | \$ | 58,460 | REAL |
| WINKLE PIONEER COURT LTD | \$ | 80,720 | \$ | 58,460 | REAL |
| WINKLE PIONEER COURT LTD | \$ | 81,440 | \$ | 58,990 | REAL |
| WINKLE PIONEER COURT LTD | \$ | 81,360 | \$ | 58,930 | REAL |
| WINKLE PIONEER COURT LTD | \$ | 81,440 | \$ | 58,990 | REAL |
| WINKLE PIONEER COURT LTD | \$ | 80,720 | \$ | 58,460 | REAL |
| WINKLE PIONEER COURT LTD | \$ | 81,920 | \$ | 59,330 | REAL |
| WINKLE PIONEER COURT LTD | \$ | 81,920 | \$ | 59,330 | REAL |
| WINKLE PIONEER COURT LTD | \$ | 80,720 | \$ | 58,460 | REAL |
| WINKLE PIONEER COURT LTD | \$ | 81,440 | \$ | 58,990 | REAL |
| WINKLE PIONEER COURT LTD | \$ | 81,360 | \$ | 58,930 | REAL |
| WINKLE PIONEER COURT LTD | \$ | 81,440 | \$ | 58,990 | REAL |
| WINKLE PIONEER COURT LTD | \$ | 80,720 | \$ | 58,460 | REAL |
| WINKLE PIONEER COURT LTD | \$ | 80,720 | \$ | 58,460 | REAL |
| WINKLE PIONEER COURT LTD | \$ | 81,920 | \$ | 59,330 | REAL |
| WINKLE PIONEER COURT LTD | \$ | 58,300 | \$ | 42,220 | REAL |
| WOODCHASE & CLARENDON | \$ | 4,440,000 | \$ | 4,203,200 | REAL |
| WOODCHASE & CLARENDON | \$ | 10,560,000 | \$ | 9,996,800 | REAL |
| WOODLAND RIDGE POE LLC | \$ | 19,833,330 | \$ | 18,000,000 | REAL |
| WOODLAND RIDGE POE LLC | \$ | 9,916,670 | \$ | 8,700,000 | REAL |
| TOTAL | \$ | 2,837,752,200 | \$ | 2,605,580,110 | |

2018 ACTIVE LAWSUITS

| OWNERS NAME | DCAD VALUE | TYPE OF PROPERTY |
|----------------------------|-----------------------|-----------------------------|
| 2929 PARK GROVE VNTRE LTD | \$ 8,344,000 | REAL |
| 2929 PARK GROVE VNTRE LTD | \$ 585,000 | REAL |
| AVIS BUDGET CAR RENTAL LLC | \$ 366,940 | PERSONAL |
| AVIS BUDGET CAR RENTAL LLC | \$ 1,843,000 | PERSONAL |
| TACO BUENO RESTUARANTS INC | \$ 89,210 | PERSONAL |
| TACO BUENO RESTUARANTS INC | \$ 75,970 | PERSONAL |
| TACO BUENO RESTUARANTS INC | \$ 439,110 | PERSONAL |
| | | |
| TOTAL | \$ 11,743,230 | |

83

2018 SETTLED LAWSUITS

| OWNERS NAME | DCAD VALUE | SETTLED VALUE | TYPE OF PROPERTY |
|-------------------------------------|----------------|------------------|---------------------|
| 1927 BELTLINE CP LTS | \$ 12,400,000 | \$ 11,500,000 | REAL |
| 1927 BELTLINE CP LTS | \$ 2,750,090 | \$ 2,538,060 | REAL |
| 1927 BELTLINE CP LTS | \$ 1,900,000 | \$ 1,600,000 | REAL |
| 1927 BELTLINE CP LTS | \$ 700,000 | \$ 505,850 | REAL |
| 1927 BELTLINE CP LTS | \$ 7,549,910 | \$ 6,103,840 | REAL |
| 250/290 B&C LLC | \$ 30,275,000 | \$ 29,160,000 | REAL |
| 250/290 B&C LLC | \$ 15,000,000 | \$ 14,250,000 | REAL |
| 250/290 B&C LLC | \$ 16,900,000 | \$ 16,000,000 | REAL |
| 300 320 DECKER LLC | \$ 8,785,000 | \$ 7,500,000 | REAL |
| 3MIND ESTRADA OAKS LLC ET AL | \$ 12,811,000 | \$ 12,811,000 | REAL |
| 4409 MONTROSE LTD | \$ 19,360,000 | \$ 17,500,000 | REAL |
| 4525 TOWNE LAKE VILLAGE LL LLC | \$ 14,800,000 | \$ 14,800,000 | REAL |
| 89 H A S HOTEL CORP | \$ 1,040,000 | \$ 1,023,320 | REAL |
| ABS HOSPITALITY GROUP LLC | \$ 1,320,000 | \$ 1,275,000 | REAL |
| AGAVE AT WILLOW CREEK LLC | \$ 4,120,100 | \$ 3,600,000 | REAL |
| AGRE WILLIAMS SQUARE HOLDINGS LLC | \$ 101,316,950 | \$ 93,916,460 | REAL |
| AGRE WILLIAMS SQUARE HOLDINGS LLC | \$ 53,643,230 | \$ 52,646,370 | REAL |
| AGRE WILLIAMS SQUARE HOLDINGS LLC | \$ 10,981,500 | \$ 8,732,140 | REAL |
| AGRE WILLIAMS SQUARE HOLDINGS LLC | \$ 59,843,320 | \$ 54,405,030 | REAL |
| ALDI TEXAS LLC | \$ 637,360 | \$ 573,620 | PERSONAL |
| ALDI TEXAS LLC | \$ 440,300 | \$ 396,270 | PERSONAL |
| AMERICAN RESIDENTIAL LEASING CO LLC | \$ 186,980 | \$ 186,980 | REAL |
| AMERICAN RESIDENTIAL LEASING CO LLC | \$ 194,870 | \$ 194,870 | REAL |
| AMERICAN RESIDENTIAL LEASING CO LLC | \$ 194,870 | \$ 194,870 | REAL |
| AMERICAN RESIDENTIAL LEASING CO LLC | \$ 207,010 | \$ 207,010 | REAL |
| AMERICAN RESIDENTIAL LEASING CO LLC | \$ 186,980 | \$ 186,980 | REAL |
| AMERICAN RESIDENTIAL LEASING CO LLC | \$ 170,550 | \$ 170,550 | REAL |
| ARC RENTAL MSR I LLC | \$ 120,620 | \$ 108,560 | REAL |
| ARC RENTAL MSR I LLC | \$ 169,030 | \$ 169,030 | REAL |
| AREA/EY WFT LLC | \$ 9,525,000 | \$ 8,700,000 | REAL |
| ATLANTIC MULTI FAMILY 6 COLONY LLC | \$ 2,202,820 | \$ 1,969,260 | REAL |
| ATLANTIC MULTI FAMILY 6 COLONY LLC | \$ 749,900 | \$ 670,390 | REAL |
| ATLANTIC MULTI FAMILY 6 COLONY LLC | \$ 2,249,700 | \$ 2,011,170 | REAL |
| ATLANTIC MULTI FAMILY 6 COLONY LLC | \$ 3,187,070 | \$ 2,849,180 | REAL |
| B & B TECHNICAL SERVICES | \$ 938,360 | \$ 890,000 | REAL |
| BEL AIR AT LAS COLINAS LL LLC | \$ 37,670,000 | \$ 36,528,350 | REAL |
| BELTLINE LLC | \$ 1,163,380 | \$ 1,105,000 | REAL |
| BETTER INC | \$ 2,120,000 | \$ 2,000,000 | REAL |
| BROWN COLINAS POINTE LLC | \$ 11,100,000 | \$ 10,500,000 | REAL |
| BURLINGTON COAT FACTORY | \$ 1,015,960 | \$ 914,360 | PERSONAL |

84

*
*
*
*

| | | | | | | |
|---------------------------------------|----|------------|----|------------|----------|------|
| CERBERUS SFR HOLDINGS LP | \$ | 216,160 | \$ | 208,320 | REAL | |
| CERBERUS SFR HOLDINGS LP | \$ | 219,550 | \$ | 197,600 | REAL | |
| CFT NV DEVELOPMENTS LLC | \$ | 1,050,000 | \$ | 950,000 | REAL | |
| CHARLES G SLOCUM TR THE | \$ | 409,570 | \$ | 395,000 | REAL | |
| CHATHEAU WILDBRIAR LP | \$ | 8,950,000 | \$ | 8,055,000 | REAL | |
| CHICK FIL A INC | \$ | 950,000 | \$ | 950,000 | REAL | |
| CHIPOTLE MEXICAN GRILL | \$ | 630,000 | \$ | 550,000 | REAL | |
| CLAY COOLEY REAL ESTATE | \$ | 13,018,090 | \$ | 11,550,000 | REAL | |
| CLAY COOLEY REAL ESTATE | \$ | 5,182,600 | \$ | 4,700,000 | REAL | |
| CNC SWAGAT FIVE LP | \$ | 8,284,660 | \$ | 8,284,660 | REAL | |
| CNC SWAGAT FIVE LP | \$ | 4,196,130 | \$ | 4,196,130 | REAL | |
| CNL RETIREMENT MOP 1110 | \$ | 9,245,000 | \$ | 3,855,000 | REAL | |
| COLUMBIA PROPERTIES | \$ | 33,284,010 | \$ | 30,000,000 | REAL | * |
| CONNIS APPLIANCES INC | \$ | 14,920 | \$ | 9,880 | PERSONAL | |
| CP 511 BUILDING LLC | \$ | 18,750,000 | \$ | 17,000,000 | REAL | * |
| CPLG TX PROPERTIES LLC | \$ | 9,141,110 | \$ | 8,900,000 | REAL | |
| CREEKWOOD APTS LLC | \$ | 13,500,000 | \$ | 13,500,000 | REAL | |
| CRLP LOS COLINAS BLVD LLC | \$ | 44,797,000 | \$ | 40,500,000 | REAL | * 85 |
| CROSS COURT REALTY LLC | \$ | 864,000 | \$ | 864,000 | REAL | |
| CSH 2016 2 BORROWER LLC | \$ | 213,740 | \$ | 207,800 | REAL | |
| CSH 2016 2 BORROWER LLC | \$ | 313,740 | \$ | 310,150 | REAL | |
| CSMA FT LLC | \$ | 143,890 | \$ | 139,990 | REAL | |
| CSMA FT LLC | \$ | 208,790 | \$ | 187,910 | REAL | |
| CTCRV LLC & | \$ | 11,224,000 | \$ | 11,224,000 | REAL | |
| CVS AS LESSEE | \$ | 1,876,370 | \$ | 1,876,370 | REAL | |
| CVS AS LESSEE | \$ | 2,126,680 | \$ | 2,126,680 | REAL | |
| CWW WEST WIND APARTMENTS | \$ | 7,250,000 | \$ | 6,550,000 | REAL | |
| DALLAS AIRMOTIVE INC | \$ | 38,080,700 | \$ | 38,080,700 | PERSONAL | |
| DALLAS METRO APARTMENTS LLC | \$ | 2,100,000 | \$ | 1,800,000 | REAL | |
| DALLAS NORTHWEST LTD LAKERIDGE OF REA | \$ | 310,140 | \$ | 310,140 | REAL | |
| DALLAS NORTHWEST LTD LAKERIDGE OF REA | \$ | 11,816,770 | \$ | 11,100,000 | REAL | |
| DALLAS NORTHWEST LTD LAKERIDGE OF REA | \$ | 9,464,140 | \$ | 9,309,860 | REAL | |
| DAVID D NIX DDS PA | \$ | 401,000 | \$ | 401,000 | PERSONAL | |
| DAVITA RX LLC AS LESSEE ET AL | \$ | 2,150,000 | \$ | 2,000,000 | REAL | |
| DEMASIADO LLC | \$ | 2,508,000 | \$ | 2,260,000 | REAL | |
| DEVA CORPORATION | \$ | 4,320,000 | \$ | 4,300,000 | REAL | |
| DFW AIRPORT HOSPITALITY | \$ | 6,450,000 | \$ | 6,450,000 | REAL | |
| DFW JOSEPH INVESTMENTS LLC | \$ | 8,832,000 | \$ | 7,950,000 | REAL | |
| DFW TOWER VILLAGE LP | \$ | 11,581,650 | \$ | 7,887,280 | REAL | |
| DFW TOWER VILLAGE LP | \$ | 7,893,230 | \$ | 6,362,720 | REAL | |
| DP WPC TX LLC AS OWNER AND LESSEE | \$ | 11,449,530 | \$ | 10,674,530 | REAL | |
| DP WPC TX LLC AS OWNER AND LESSEE | \$ | 1,448,050 | \$ | 1,448,050 | REAL | |
| DP WPC TX LLC AS OWNER AND LESSEE | \$ | 102,420 | \$ | 102,420 | REAL | |
| EL PASO CHELSEA LTD | \$ | 475,730 | \$ | 399,000 | REAL | |
| ESD DFW SOUTH 2011 LP | \$ | 24,500,000 | \$ | 23,100,000 | REAL | |
| EXTRA SPACE PROPERTIES 112 LLC | \$ | 4,000,000 | \$ | 3,600,000 | REAL | |
| EXTRA SPACE PROPERTIES 112 LLC | \$ | 1,968,750 | \$ | 1,850,000 | REAL | |
| FAIRFIELD LAS BRISAS I LLC | \$ | 248,430 | \$ | 248,430 | REAL | * |

| | | | | | |
|-----------------------------------|----|------------|----|------------|----------|
| FAIRFIELD LAS BRISAS I LLC | \$ | 23,751,570 | \$ | 22,401,570 | REAL |
| FEDEX GROUND PACKAGE SYSTEMS INC | \$ | 21,844,270 | \$ | 17,832,980 | PERSONAL |
| FELCOR LODGING TRUST | \$ | 2,470,430 | \$ | 645,970 | PERSONAL |
| FIREBRAND PROPERTIES LP | \$ | 1,030,000 | \$ | 950,000 | REAL |
| FOLDBERG JOHN D & | \$ | 1,300,000 | \$ | 1,170,000 | REAL |
| FOREST LANE REALTY LP | \$ | 1,948,860 | \$ | 1,900,000 | REAL |
| FPG THE POINT LP | \$ | 48,085,000 | \$ | 47,000,000 | REAL |
| FRBH EAGLECREST LLC | \$ | 13,585,000 | \$ | 12,187,500 | REAL |
| FRBH EAGLECREST LLC | \$ | 9,823,000 | \$ | 8,812,500 | REAL |
| GMRI INC | \$ | 245,800 | \$ | 233,510 | PERSONAL |
| GONZALES MARIA A TR | \$ | 810,470 | \$ | 810,470 | REAL |
| GROUP 1 REALTY INC & FCA REALTY | \$ | 3,148,000 | \$ | 3,000,000 | REAL |
| GRUSIN MARTIN A TRUSTEE | \$ | 825,000 | \$ | 825,000 | REAL |
| HCD DALLAS CORP | \$ | 800,000 | \$ | 800,000 | REAL |
| HCD DALLAS CORP | \$ | 41,200,000 | \$ | 37,200,000 | REAL |
| HKRK MGMT INC | \$ | 2,502,870 | \$ | 2,300,000 | REAL |
| HOME SFR BORROWER LLC | \$ | 127,220 | \$ | 127,220 | REAL |
| HOME SFR BORROWER LLC | \$ | 108,080 | \$ | 108,080 | REAL |
| HOME SFR BORROWER LLC | \$ | 205,860 | \$ | 202,050 | REAL |
| HOME SFR BORROWER LLC | \$ | 119,050 | \$ | 119,050 | REAL |
| HMK LTD | \$ | 52,000 | \$ | 52,000 | REAL |
| HMK LTD | \$ | 37,220 | \$ | 37,220 | REAL |
| HRUS DFW EAST LLC | \$ | 17,194,020 | \$ | 14,500,000 | REAL |
| IRVING 4600 WEST PIONEER | \$ | 38,900,000 | \$ | 31,000,000 | REAL |
| IRVING LODGING LLC | \$ | 4,650,000 | \$ | 4,400,000 | REAL |
| ISA HOSPITALITY INC | \$ | 2,400,000 | \$ | 2,187,000 | REAL |
| JAMBROS PARTNERS LTD | \$ | 4,449,510 | \$ | 4,000,000 | REAL |
| K GARAGE CO LTD | \$ | 5,272,470 | \$ | 4,875,000 | REAL |
| KAMEYAMA KEISHI | \$ | 12,320,000 | \$ | 11,750,000 | REAL |
| KBS SOR 125 JOHN CARPENTER LLC | \$ | 66,235,000 | \$ | 63,000,000 | REAL |
| KBSIII TOWER AT LAKE CAROLYN LLC | \$ | 55,970,000 | \$ | 54,000,000 | REAL |
| KENSINGTON APARTMENTS LLC | \$ | 14,400,000 | \$ | 13,700,000 | REAL |
| KHOSROW SADEGHIAN | \$ | 108,390 | \$ | 70,450 | REAL |
| KUMAR SUNDIP | \$ | 585,090 | \$ | 540,000 | REAL |
| LAKE CAROLYN PKWY LLC | \$ | 46,609,000 | \$ | 43,434,000 | REAL |
| LAKE WORTH HOTEL CORP | \$ | 5,050,000 | \$ | 4,600,000 | REAL |
| LAS COLINAS AAA INVESTMENT | \$ | 2,686,490 | \$ | 2,513,860 | REAL |
| LAS COLINAS IRVING ACQUISITION 1 | \$ | 71,400,000 | \$ | 70,277,550 | REAL |
| LAS COLINAS IRVING ACQUISITION II | \$ | 40,720,000 | \$ | 39,000,000 | REAL |
| LAS COLINAS LAKE POINTE LP | \$ | 1,156,000 | \$ | 1,132,100 | REAL |
| LBH LAS COLINAS PLAZA LLC | \$ | 28,000,000 | \$ | 28,000,000 | REAL |
| LEGACY REI GROUP VF LLC | \$ | 6,800,000 | \$ | 6,250,000 | REAL |
| LOOP HOTEL INC | \$ | 468,000 | \$ | 325,000 | REAL |
| LOWEN RAIFORD LP | \$ | 11,100,000 | \$ | 10,500,000 | REAL |
| LOWES HOME CENTERS INC | \$ | 7,500,000 | \$ | 6,160,030 | REAL |
| LUXMANA REI 001 LLC | \$ | 2,545,920 | \$ | 2,240,000 | REAL |
| MAA TANC LLC | \$ | 34,000,000 | \$ | 33,000,000 | REAL |
| MAAHIYAA HOTEL LLC | \$ | 7,395,790 | \$ | 4,989,060 | REAL |

86

*

*

*

*

*

*

*

| | | | | | | |
|-----------------------------------|----|-------------|----|-------------|----------|----|
| MALL AT IRVING LLC | \$ | 42,250,000 | \$ | 42,250,000 | REAL | |
| MALL AT IRVING LLC | \$ | 1,729,780 | \$ | 1,729,780 | REAL | |
| MALL AT IRVING LLC | \$ | 5,153,610 | \$ | 5,153,610 | REAL | |
| MALL AT IRVING LLC | \$ | 193,440 | \$ | 193,440 | REAL | |
| MALL AT IRVING LLC | \$ | 1,301,420 | \$ | 1,301,420 | REAL | |
| MATTRESS FIRM | \$ | 58,680 | \$ | 58,680 | PERSONAL | |
| MATTRESS FIRM | \$ | 140,430 | \$ | 140,430 | PERSONAL | |
| MCADOO BRUCE | \$ | 996,840 | \$ | 500,000 | REAL | |
| MERCHANTS AUTO GROUP INC | \$ | 2,179,290 | \$ | 1,829,670 | PERSONAL | |
| MFO PPTIES LTD | \$ | 1,613,000 | \$ | 1,613,000 | REAL | |
| MO DANY REVOCABLE TRUST | \$ | 1,750,000 | \$ | 1,699,000 | REAL | |
| MONTERRA APARTMENTS LP | \$ | 36,129,970 | \$ | 35,000,000 | REAL | * |
| N I R INVESTMENTS LTD | \$ | 675,000 | \$ | 630,000 | REAL | |
| NEPTUNE VENTURES LLC | \$ | 200,000 | \$ | 200,000 | REAL | |
| NEPTUNE VENTURES LLC | \$ | 187,000 | \$ | 187,000 | REAL | |
| NEPTUNE VENTURES LLC | \$ | 233,740 | \$ | 233,740 | REAL | |
| NEPTUNE VENTURES LLC | \$ | 116,810 | \$ | 116,810 | REAL | |
| NEPTUNE VENTURES LLC | \$ | 132,990 | \$ | 132,990 | REAL | 87 |
| NEPTUNE VENTURES LLC | \$ | 160,000 | \$ | 160,000 | REAL | |
| NEWPORT APARTMENTS PROPERTY OWNER | \$ | 18,377,590 | \$ | 17,500,000 | REAL | |
| OMINET AVENIDA LLC | \$ | 6,067,000 | \$ | 5,416,730 | REAL | |
| OMINET AVENIDA LLC | \$ | 14,933,000 | \$ | 13,333,270 | REAL | |
| PACIFIC PLATINUM TRUST | \$ | 454,900 | \$ | 435,000 | REAL | |
| PACIFIC PLATINUM TRUST | \$ | 527,640 | \$ | 390,000 | REAL | |
| PARMA LAS COLINAS TOWERS LLC | \$ | 4,048,000 | \$ | 4,048,000 | REAL | * |
| PARMA LAS COLINAS TOWERS LLC | \$ | 54,722,000 | \$ | 54,722,000 | REAL | |
| PARMA MANDALAY TOWER LLC | \$ | 36,360,000 | \$ | 32,700,000 | REAL | |
| PATEL CHANDRAKANT B | \$ | 2,050,000 | \$ | 1,950,000 | REAL | |
| PATEL DHAVAL | \$ | 1,069,610 | \$ | 1,040,000 | REAL | |
| PATEL KAMLESH M & AMISHA G | \$ | 1,065,000 | \$ | 1,050,000 | REAL | |
| PATEL SURESHCHANDRA N & | \$ | 491,820 | \$ | 450,000 | REAL | |
| PBH VALLEY CREEK LLC | \$ | 26,000,000 | \$ | 23,400,000 | REAL | |
| PBH VALLEY RIDGE LLC | \$ | 28,560,000 | \$ | 26,000,000 | REAL | |
| PCPI UT OWNER LP | \$ | 9,801,860 | \$ | 9,801,860 | REAL | * |
| PCPI UT OWNER LP | \$ | 137,183,140 | \$ | 121,198,140 | REAL | * |
| POST AVALON LLC | \$ | 16,400,000 | \$ | 15,800,000 | REAL | |
| POST MONTORO LLC | \$ | 18,000,000 | \$ | 16,775,000 | REAL | |
| PPF AMLI 777 LAKE CAROLYN PARKWAY | \$ | 65,286,720 | \$ | 64,000,000 | REAL | * |
| PRESIDIUM VINEYARDS INVESTORS LLC | \$ | 13,288,000 | \$ | 13,288,000 | REAL | |
| RACETRAC | \$ | 563,900 | \$ | 315,000 | PERSONAL | |
| RACETRAC | \$ | 425,570 | \$ | 317,700 | PERSONAL | |
| RACETRAC PETROLEUM INC | \$ | 1,924,220 | \$ | 1,732,000 | REAL | |
| RAHIMI JAWID & | \$ | 1,016,010 | \$ | 995,000 | REAL | |
| RANDALLS FOOD & DRUG LP | \$ | 4,025,000 | \$ | 4,025,000 | REAL | |
| RAYO LLC | \$ | 2,170,000 | \$ | 1,925,000 | REAL | |
| RAYO LLC | \$ | 2,170,000 | \$ | 1,925,000 | REAL | |
| RED LOBSTER HOSPITALITY LLC | \$ | 399,150 | \$ | 276,410 | PERSONAL | |
| RED OAK COMMERCIAL | \$ | 3,121,500 | \$ | 2,550,000 | REAL | |

| | | | | | |
|--------------------------------|----|------------|----|------------|----------|
| RESI SFR SUB LLC | \$ | 150,180 | \$ | 144,200 | REAL |
| RESI SFR SUB LLC | \$ | 126,130 | \$ | 126,130 | REAL |
| RESI SFR SUB LLC | \$ | 136,060 | \$ | 125,100 | REAL |
| RFI WESTWOOD VILLAGE LLC | \$ | 19,500,000 | \$ | 17,700,000 | REAL |
| ROCHELLE PLACE L P | \$ | 5,200,000 | \$ | 5,040,000 | REAL |
| ROCHELLE PLAZA ASSOCIATES | \$ | 5,518,780 | \$ | 5,518,780 | REAL |
| ROSEMONT SUMMIT OPERATING LLC | \$ | 57,335,000 | \$ | 52,750,000 | REAL * |
| SANDLIAN COLBY B & | \$ | 2,364,600 | \$ | 2,128,000 | REAL |
| SAVOY DALLAS HOTELS LLC | \$ | 8,430,050 | \$ | 7,390,000 | REAL |
| SEARITAGE SRC FINANCE LLC | \$ | 4,800,000 | \$ | 3,400,000 | REAL |
| SECURITY PORTFOLIO IV LP | \$ | 2,737,130 | \$ | 2,737,130 | REAL |
| SEDONA PARK APARTMENTS LLC | \$ | 16,000,000 | \$ | 16,000,000 | REAL |
| SHIV INC | \$ | 4,643,630 | \$ | 4,000,000 | REAL |
| SOUTHERN UNITED ENTERPRISES | \$ | 114,130 | \$ | 114,130 | PERSONAL |
| SPARTRA LLC | \$ | 3,892,460 | \$ | 3,550,000 | REAL |
| SRP SUB LLC | \$ | 149,330 | \$ | 141,540 | REAL |
| SRP SUB LLC | \$ | 150,490 | \$ | 140,640 | REAL |
| SRP SUB LLC | \$ | 202,660 | \$ | 202,660 | REAL |
| SRP SUB LLC | \$ | 214,790 | \$ | 214,790 | REAL |
| SWETA PATEL LLC | \$ | 3,800,000 | \$ | 3,800,000 | REAL |
| TAH 2017 1 BORROWER LLC | \$ | 134,430 | \$ | 134,430 | REAL |
| TAH HOLDING LP | \$ | 151,020 | \$ | 137,410 | REAL |
| TAH HOLDING LP | \$ | 155,780 | \$ | 140,200 | REAL |
| TAH HOLDING LP | \$ | 143,870 | \$ | 140,010 | REAL |
| TAH HOLDING LP | \$ | 118,670 | \$ | 109,400 | REAL |
| TAH HOLDING LP | \$ | 144,180 | \$ | 137,730 | REAL |
| TAH HOLDING LP | \$ | 169,960 | \$ | 158,000 | REAL |
| TAH HOLDING LP | \$ | 139,740 | \$ | 133,710 | REAL |
| TCI 600 LAS COLINAS INC | \$ | 72,200,000 | \$ | 68,000,000 | REAL * |
| TCI MERIDIAN ACRES LLC | \$ | 2,023,990 | \$ | 2,023,990 | REAL |
| TNREF III ICG SHADOWS LLC | \$ | 20,477,740 | \$ | 18,500,000 | REAL |
| TNREF III ICG SHADOWS LLC | \$ | 20,477,740 | \$ | 18,500,000 | REAL |
| TOWNE NORTH SC PTNR LTD | \$ | 6,912,490 | \$ | 6,575,700 | REAL |
| TOWNE NORTH SC PTNR LTD | \$ | 3,179,190 | \$ | 3,024,300 | REAL |
| TR ATRIUM LP | \$ | 13,845,000 | \$ | 13,000,000 | REAL |
| TR ATRIUM LP | \$ | 8,470,000 | \$ | 7,500,000 | REAL |
| TRUE DFW2015 1 HOMES LLC | \$ | 150,900 | \$ | 147,980 | REAL |
| TRUE DFW2015 1 HOMES LLC | \$ | 103,390 | \$ | 101,370 | REAL |
| TSCA52 LP | \$ | 2,420,000 | \$ | 1,800,000 | REAL |
| U S XPRESS LEASING COMPANY | \$ | 25,000,000 | \$ | 100,000 | PERSONAL |
| URBAN WOODSIDE APARTMENTS LP | \$ | 8,900,000 | \$ | 7,975,000 | REAL |
| US SFE ASSET COMPANY 1 LLC | \$ | 138,140 | \$ | 124,330 | REAL |
| VAC APARTMENTS LLC | \$ | 10,000,000 | \$ | 8,600,000 | REAL |
| VUKOTA BRIDGEPORT APTS LP & | \$ | 21,000,000 | \$ | 18,900,000 | REAL |
| WALMART REAL ESTATE | \$ | 11,172,710 | \$ | 10,742,990 | REAL |
| WALNUT HILL TX PARTNERS LLC | \$ | 46,000,000 | \$ | 42,714,000 | REAL |
| WESTDALE BROOKSTONE/TERRACE LP | \$ | 11,128,840 | \$ | 10,100,000 | REAL |
| WESTDALE BROOKSTONE/TERRACE LP | \$ | 13,881,340 | \$ | 12,500,000 | REAL |

| | | | | | |
|----------------------------------|----|----------------------|----|----------------------|------|
| WESTDALE ESTELLE CREEK | \$ | 12,849,030 | \$ | 11,600,000 | REAL |
| WESTDALE WOODMEADE LTD | \$ | 19,069,120 | \$ | 17,200,000 | REAL |
| WESTGATE & GLEN ARBOR | \$ | 16,000,000 | \$ | 14,400,000 | REAL |
| WESTGATE & GLEN ARBOR | \$ | 7,859,330 | \$ | 7,073,390 | REAL |
| WESTGATE & GLEN ARBOR | \$ | 2,691,610 | \$ | 2,422,450 | REAL |
| WESTGATE & GLEN ARBOR | \$ | 3,449,060 | \$ | 3,104,160 | REAL |
| WOODCHASE & CLARENDON APARTMENTS | \$ | 11,417,570 | \$ | 9,226,750 | REAL |
| WOODCHASE & CLARENDON APARTMENTS | \$ | 4,796,460 | \$ | 4,023,250 | REAL |
| WOODLAND RIDGE POE LLC | \$ | 18,115,190 | \$ | 16,333,320 | REAL |
| WOODLAND RIDGE POE LLC | \$ | 9,057,600 | \$ | 8,166,680 | REAL |
| WTH PROPERTIES LLC | \$ | 7,153,840 | \$ | 7,153,840 | REAL |
| WTH PROPERTIES LLC | \$ | 7,153,840 | \$ | 7,400,000 | REAL |
| TOTAL | \$ | 2,577,443,610 | \$ | 2,368,311,480 | |

2017 ACTIVE LAWSUITS

| OWNERS NAME | DCAD VALUE | TYPE OF PROPERTY |
|----------------------------|---------------|---------------------|
| AVIS BUDGET CAR RENTAL LLC | \$ 1,829,870 | PERSONAL |
| AVIS BUDGET CAR RENTAL LLC | \$ 358,060 | PERSONAL |
| TOTAL | \$ 2,187,930 | |

2017 SETTLED LAWSUITS

| OWNERS NAME | DCAD VALUE | SETTLED VALUE | TYPE OF PROPERTY | |
|--------------------------------------|----------------|------------------|---------------------|----|
| ABS HOSPITALITY GROUP LLC | \$ 1,400,000 | \$ 1,300,000 | REAL | |
| AGRE WILLIAMS SQUARE HOLDINGS LLC | \$ 105,590,370 | \$ 92,746,330 | REAL | * |
| AGRE WILLIAMS SQUARE HOLDINGS LLC | \$ 62,847,130 | \$ 51,968,730 | REAL | * |
| AGRE WILLIAMS SQUARE HOLDINGS LLC | \$ 8,990,280 | \$ 8,578,530 | REAL | * |
| AGRE WILLIAMS SQUARE HOLDINGS LLC | \$ 62,572,220 | \$ 53,706,410 | REAL | * |
| AIGRE TX HOTEL LAS COLINAS OWNER LLC | \$ 10,836,630 | \$ 9,800,000 | REAL | |
| ALDEN SHORT INC | \$ 118,730 | \$ 105,000 | REAL | |
| ALDEN SHORT INC | \$ 113,710 | \$ 102,000 | REAL | |
| ALDEN SHORT INC | \$ 60,530 | \$ 60,530 | REAL | |
| ALDEN SHORT INC | \$ 117,950 | \$ 117,950 | REAL | |
| ANGEL HOSPITALITY VIII LLC | \$ 7,735,730 | \$ 6,870,000 | REAL | * |
| BEL AIR AT LAS COLINAS LL LLC | \$ 33,500,000 | \$ 31,750,000 | REAL | |
| BELTLINE AIRPORT FREEWAY JV ETAL | \$ 2,145,980 | \$ 1,600,000 | REAL | 91 |
| BELTLINE VILLAGE PARTNERS | \$ 6,500,000 | \$ 5,950,000 | REAL | |
| BETTER INC | \$ 1,950,000 | \$ 1,800,000 | REAL | |
| BIG DIAMOND SKIPPER BEVERAGE | \$ 54,090 | \$ 12,000 | PERSONAL | |
| BIG DIAMOND SKIPPER BEVERAGE | \$ 181,070 | \$ 82,110 | PERSONAL | |
| BIG DIAMOND SKIPPER BEVERAGE | \$ 167,690 | \$ 77,430 | PERSONAL | |
| BIG DIAMOND SKIPPER BEVERAGE | \$ 111,300 | \$ 77,770 | PERSONAL | |
| BRE LAS COLINAS LLC | \$ 85,000,000 | \$ 69,000,000 | REAL | |
| BRE LAS COLINAS LLC | \$ 5,752,840 | \$ 5,752,840 | REAL | |
| BRE LAS COLINAS LLC | \$ 247,160 | \$ 247,160 | REAL | |
| BROWN COLINAS POINTE LLC | \$ 9,650,000 | \$ 9,400,000 | REAL | |
| CANAL CENTRE LLC | \$ 32,600,000 | \$ 32,600,000 | REAL | * |
| CASA DEL SOL TEXAS LLC | \$ 2,965,000 | \$ 2,700,000 | REAL | |
| CHIPOTLE MEXICAN GRILL | \$ 554,320 | \$ 485,000 | REAL | |
| CLAY COOLEY REAL ESTATE | \$ 11,245,710 | \$ 9,750,000 | REAL | |
| CLAY COOLEY REAL ESTATE | \$ 3,120,530 | \$ 2,725,000 | REAL | |
| CNL RETIREMENT MOP 1110 | \$ 10,215,000 | \$ 3,855,000 | REAL | |
| CNLRS BEP LP | \$ 1,800,000 | \$ 1,400,000 | REAL | |
| COLUMBIA PROPERTIES | \$ 32,577,220 | \$ 30,300,000 | REAL | * |
| COOLEY FAMILY IRREVOCABLE TRUST | \$ 2,298,690 | \$ 1,257,990 | PERSONAL | |
| COOLEY FAMILY IRREVOCABLE TRUST | \$ 327,240 | \$ 327,240 | PERSONAL | |
| COOLEY FAMILY IRREVOCABLE TRUST | \$ 1,647,380 | \$ 717,320 | PERSONAL | |
| CREEKWOOD APTS LLC | \$ 12,470,000 | \$ 11,000,000 | REAL | |
| CROSS COURT REALTY LLC | \$ 864,000 | \$ 825,000 | REAL | |
| CROWN ENTERPRISES INC | \$ 2,100,000 | \$ 2,050,000 | REAL | |
| CROWN ENTERPRISES INC | \$ 3,099,770 | \$ 2,050,000 | REAL | |
| CSC SERVICeworks INC | \$ 580,930 | \$ 464,370 | PERSONAL | |
| D L PETERSON TRUST I | \$ 5,302,690 | \$ 4,394,640 | PERSONAL | |
| DAL RICH VILLAGE LTD | \$ 13,000,000 | \$ 11,500,000 | REAL | |
| DAL RICH VILLAGE LTD | \$ 3,051,970 | \$ 2,538,060 | REAL | |
| DAL RICH VILLAGE LTD | \$ 608,270 | \$ 505,850 | REAL | |
| DAL RICH VILLAGE LTD | \$ 7,339,760 | \$ 6,103,840 | REAL | |
| DCT ROYAL LANE LLC | \$ 4,238,820 | \$ 4,010,000 | REAL | |

| OWNERS NAME | DCAD VALUE | SETTLED VALUE | TYPE OF PROPERTY |
|---------------------------------------|---------------|------------------|---------------------|
| DEVA CORPORATION | \$ 4,500,000 | \$ 4,154,310 | REAL |
| DFW AIRPORT HOSPITALITY | \$ 8,400,000 | \$ 6,450,000 | REAL |
| DFW BELTLINE COMMERCE CENTER LLC | \$ 874,180 | \$ 819,540 | REAL |
| DFW BELTLINE COMMERCE CENTER LLC | \$ 1,373,200 | \$ 1,287,380 | REAL |
| DFW BELTLINE COMMERCE CENTER LLC | \$ 1,373,200 | \$ 1,287,370 | REAL |
| DFW BELTLINE COMMERCE CENTER LLC | \$ 1,179,420 | \$ 1,105,710 | REAL |
| DFW JOSEPH INVESTMENTS LLC | \$ 7,941,280 | \$ 4,800,000 | REAL |
| DULCE RESTAURANTS LLC | \$ 120,990 | \$ 96,400 | PERSONAL |
| DULCE RESTAURANTS LLC | \$ 198,390 | \$ 77,000 | PERSONAL |
| DULCE RESTAURANTS LLC | \$ 113,790 | \$ 67,900 | PERSONAL |
| ELEMENT FLEET CORPORATION | \$ 1,711,670 | \$ 1,401,880 | PERSONAL |
| ELMSTONE GROUP OP1 LLC | \$ 6,800,000 | \$ 6,282,610 | REAL |
| ELMSTONE GROUP OP1 LLC | \$ 2,400,000 | \$ 2,217,390 | REAL |
| ELMSTONE GROUP OP2 LLC | \$ 11,443,470 | \$ 8,200,000 | REAL |
| ESD DFW SOUTH 2011 LP | \$ 24,500,000 | \$ 23,100,000 | REAL |
| EXTRA SPACE PROPERTIES 107 LLC | \$ 2,450,000 | \$ 2,450,000 | REAL |
| EXTRA SPACE PROPERTIES 107 LLC | \$ 3,026,420 | \$ 2,726,410 | REAL |
| EXTRA SPACE PROPERTIES 107 LLC | \$ 1,968,750 | \$ 1,773,590 | REAL |
| EXTRA SPACE PROPERTIES 107 LLC | \$ 2,849,000 | \$ 2,734,860 | REAL |
| FIELDS WILLIAM S & MARGARET M B TRUST | \$ 2,250,000 | \$ 2,250,000 | REAL |
| FIREBRAND PROPERTIES LP | \$ 1,165,000 | \$ 924,000 | REAL |
| FPG THE POINT LP | \$ 48,630,000 | \$ 47,000,000 | REAL |
| FREEPORT REGENT LLC | \$ 10,532,500 | \$ 9,564,750 | REAL |
| GANGA HOTEL GROUP INC | \$ 4,100,000 | \$ 4,100,000 | REAL |
| GELCO FLEET TRUST | \$ 2,172,120 | \$ 1,792,910 | PERSONAL |
| GLEN ARBOR MULTIFAMILY LLC | \$ 14,400,000 | \$ 13,600,000 | REAL |
| GROUND HERSHAL GENE | \$ 220,000 | \$ 220,000 | REAL |
| GROUP 1 REALTY INC | \$ 3,426,200 | \$ 3,000,000 | REAL |
| GRUSIN MARTIN A TRUSTEE | \$ 897,750 | \$ 810,000 | REAL |
| HCRE LAS COLINAS LLC | \$ 9,900,000 | \$ 8,600,000 | REAL * |
| HIGHLAND CREST LTD | \$ 12,750,000 | \$ 11,700,000 | REAL |
| HKRK MGNT INC | \$ 2,617,720 | \$ 2,400,000 | REAL |
| IMT CAPITAL III LAKESHORE LOFTS LP | \$ 47,000,000 | \$ 45,408,240 | REAL * |
| IMV GROUP LLC | \$ 893,570 | \$ 763,290 | REAL |
| IMV GROUP LLC | \$ 118,520 | \$ 101,240 | REAL |
| IMV GROUP LLC | \$ 112,300 | \$ 95,930 | REAL |
| IMV GROUP LLC | \$ 109,790 | \$ 93,780 | REAL |
| IMV GROUP LLC | \$ 86,290 | \$ 73,710 | REAL |
| IMV GROUP LLC | \$ 81,570 | \$ 69,680 | REAL |
| IMV GROUP LLC | \$ 694,780 | \$ 593,490 | REAL |
| IMV GROUP LLC | \$ 219,590 | \$ 187,580 | REAL |
| IMV GROUP LLC | \$ 201,500 | \$ 172,120 | REAL |
| IMV GROUP LLC | \$ 57,580 | \$ 49,180 | REAL |
| INTERGERMAN SUMMER GATE LP | \$ 10,750,000 | \$ 9,600,000 | REAL |
| IRVING CLUB ACQUISITION CORP | \$ 1,137,910 | \$ 1,137,910 | PERSONAL |
| IRVING LODGING LLC | \$ 4,404,980 | \$ 4,035,700 | REAL |
| ISA HOSPITALITY INC | \$ 2,220,000 | \$ 1,950,000 | REAL |
| J&J LOTT IRVING LLC | \$ 27,769,510 | \$ 27,000,000 | REAL |
| JACK IN THE BOX INC | \$ 216,390 | \$ 194,750 | PERSONAL |

92

| OWNERS NAME | DCAD VALUE | SETTLED VALUE | TYPE OF PROPERTY | |
|--------------------------------------|---------------|------------------|---------------------|------|
| K GARAGE CO LTD | \$ 4,671,700 | \$ 4,503,400 | REAL | |
| K SERIES III LLC | \$ 97,700 | \$ 97,700 | REAL | |
| K SERIES III LLC | \$ 650,000 | \$ 650,000 | REAL | |
| KAMEYAMA KEISHI | \$ 12,500,000 | \$ 11,255,000 | REAL | |
| KBSIII TOWER AT LAKE CAROLYN LLC | \$ 56,060,000 | \$ 53,140,000 | REAL | * |
| KENSINGTON APARTMENTS LLC | \$ 13,312,000 | \$ 12,400,000 | REAL | |
| KHOSROW SADEGHIAN | \$ 98,460 | \$ 70,000 | REAL | |
| KHOSROW SADEGHIAN | \$ 108,390 | \$ 52,000 | REAL | |
| KROGER TEXAS LP | \$ 758,210 | \$ 758,210 | REAL | |
| KROGER TEXAS LP | \$ 1,622,000 | \$ 1,622,000 | REAL | |
| KROGER TEXAS LP | \$ 1,400,000 | \$ 1,400,000 | REAL | |
| KROGER TEXAS LP | \$ 3,800,000 | \$ 3,800,000 | REAL | |
| KROGER TEXAS LP | \$ 910,230 | \$ 910,230 | REAL | |
| KUMAR SUNDIP | \$ 561,440 | \$ 515,000 | REAL | |
| LAKE WORTH HOTEL CORP | \$ 4,400,000 | \$ 4,200,000 | REAL | |
| LAS COLINAS IRVING ACQUISITION CO I | \$ 69,000,000 | \$ 66,950,000 | REAL | * |
| LAS COLINAS IRVING ACQUISITION CO II | \$ 39,315,000 | \$ 38,000,000 | REAL | * 93 |
| LEGACY REI GROUP VF LLC | \$ 6,788,830 | \$ 6,250,000 | REAL | |
| LOWEN TRINITY MILLS | \$ 12,838,950 | \$ 10,840,000 | REAL | |
| LOWES HOME CENTERS INC | \$ 7,500,000 | \$ 7,500,000 | REAL | |
| LQ TX PROPERTIES LLC | \$ 8,787,680 | \$ 8,639,400 | REAL | |
| MAAHIYAA HOTEL LLC | \$ 7,362,310 | \$ 4,966,350 | REAL | |
| MACYS RETAIL HOLDING INC | \$ 2,977,080 | \$ 2,548,660 | PERSONAL | |
| MARABELLA AT LAS COLINAS | \$ 21,662,080 | \$ 19,083,270 | REAL | |
| MARABELLA AT LAS COLINAS | \$ 20,337,920 | \$ 17,916,730 | REAL | |
| MO DANY REVOCABLE TRUST | \$ 1,750,000 | \$ 1,699,000 | REAL | |
| MONTERRA APARTMENTS LP | \$ 35,250,000 | \$ 33,400,000 | REAL | * |
| MUKUNDBHAI PATEL J & DAXABEN | \$ 1,123,710 | \$ 960,000 | REAL | |
| NEPTUNE VENTURES LLC | \$ 200,000 | \$ 200,000 | REAL | |
| NEPTUNE VENTURES LLC | \$ 173,410 | \$ 173,410 | REAL | |
| NEPTUNE VENTURES LLC | \$ 79,730 | \$ 79,730 | REAL | |
| NEPTUNE VENTURES LLC | \$ 179,410 | \$ 179,410 | REAL | |
| NEPTUNE VENTURES LLC | \$ 116,810 | \$ 116,810 | REAL | |
| NEPTUNE VENTURES LLC | \$ 123,030 | \$ 123,030 | REAL | |
| NEPTUNE VENTURES LLC | \$ 141,600 | \$ 141,600 | REAL | |
| NEWPORT APARTMENTS PROPERTY OWNEF | \$ 17,248,000 | \$ 16,700,000 | REAL | |
| NORTHGATE INVESTORS LLC | \$ 14,100,000 | \$ 13,250,000 | REAL | |
| OMINET AVENIDA LLC | \$ 5,966,480 | \$ 5,416,730 | REAL | |
| OMINET AVENIDA LLC | \$ 14,686,520 | \$ 13,333,270 | REAL | |
| PARMA LAS COLINAS TOWERS LLC | \$ 50,132,000 | \$ 46,952,000 | REAL | |
| PARMA LAS COLINAS TOWERS LLC | \$ 4,048,000 | \$ 4,048,000 | REAL | * |
| PARMA MANDALAY TOWER LLC | \$ 30,300,000 | \$ 27,500,000 | REAL | |
| PERFECT AND MODERN TEAM LLC | \$ 1,131,320 | \$ 1,025,000 | REAL | |
| POST MONTORO LLC | \$ 16,250,000 | \$ 15,250,000 | REAL | |
| PROPERTY RESERVE INC | \$ 70,552,820 | \$ 52,914,000 | REAL | |
| RANDALLS FOOD & GRUG LP | \$ 4,025,000 | \$ 4,025,000 | REAL | |
| RAVI PATEL | \$ 953,680 | \$ 870,000 | REAL | |
| RAYO LLC | \$ 2,050,000 | \$ 1,850,000 | REAL | |
| RAYO LLC | \$ 2,050,000 | \$ 1,850,000 | REAL | |

| OWNERS NAME | DCAD VALUE | SETTLED VALUE | TYPE OF PROPERTY |
|---------------------------------|---------------|------------------|---------------------|
| RED LOBSTER HOSPITALITY LLC | \$ 378,750 | \$ 308,143 | PERSONAL |
| ROCHELLE PLAZA ASSOCIATES | \$ 5,150,000 | \$ 4,975,000 | REAL |
| ROSEMONT SUMMIT OPERATING LLC | \$ 51,635,000 | \$ 50,000,000 | REAL * |
| SALEM LEASING INC | \$ 4,071,440 | \$ 2,676,740 | PERSONAL |
| SANDLIAN COLBY B & | \$ 2,364,600 | \$ 2,128,000 | REAL |
| SECURITY PORTFOLIO IV LP | \$ 2,737,130 | \$ 2,737,130 | REAL |
| SONIC INDUSTRIES INC | \$ 162,680 | \$ 146,410 | PERSONAL |
| SOUTHEASTERN FREIGHTLINES INC | \$ 4,190,170 | \$ 2,553,250 | PERSONAL |
| SPARTRA LLC | \$ 3,600,000 | \$ 3,400,000 | REAL |
| STATE BANK OF TEXAS | \$ 4,938,550 | \$ 4,938,550 | REAL |
| STATE BANK OF TEXAS | \$ 1,896,750 | \$ 1,637,100 | REAL |
| STONEBRIDGE IRVING VENTUR | \$ 310,140 | \$ 310,140 | REAL |
| STONEBRIDGE IRVING VENTUR | \$ 11,439,160 | \$ 10,700,000 | REAL |
| STONEBRIDGE IRVING VENTUR | \$ 9,774,280 | \$ 9,145,000 | REAL |
| SUN LIFE INSURANCE CO OF CANADA | \$ 30,850,000 | \$ 30,439,000 | REAL |
| SWAY BEAULY LLC | \$ 137,110 | \$ 122,030 | REAL |
| SWETA PATEL LLC | \$ 3,702,050 | \$ 3,702,050 | REAL |
| TAH 2016-1 BORROWER LLC | \$ 132,550 | \$ 119,300 | REAL |
| TAH 2016-1 BORROWER LLC | \$ 128,630 | \$ 115,770 | REAL |
| TAH 2016-1 BORROWER LLC | \$ 109,400 | \$ 98,460 | REAL |
| TB THRIVE CRP LP | \$ 9,699,660 | \$ 9,100,000 | REAL |
| TCI 600 LAS COLINAS INC | \$ 71,645,000 | \$ 62,200,000 | REAL * |
| TCI MERIDIAN ACRES LLC | \$ 2,023,990 | \$ 1,278,312 | REAL |
| TEXAS SFI PARTNERSHIP 37 LTD | \$ 31,000,000 | \$ 31,000,000 | REAL |
| TOWNE NORTH SC PTNR LTD | \$ 6,912,490 | \$ 6,575,000 | REAL |
| TOWNE NORTH SC PTNR LTD | \$ 3,179,190 | \$ 3,025,000 | REAL |
| TP APARTMENTS LLC | \$ 3,074,880 | \$ 2,771,370 | REAL |
| TP APARTMENTS LLC | \$ 1,085,810 | \$ 978,630 | REAL |
| TR ATRIUM LP | \$ 11,945,000 | \$ 11,945,000 | REAL |
| TRT DEVELOPMENT COMPANY | \$ 800,000 | \$ 800,000 | REAL |
| TRT DEVELOPMENT COMPANY | \$ 39,200,000 | \$ 37,200,000 | REAL |
| TRUE DFW2015 1 HOMES LLC | \$ 133,400 | \$ 121,440 | REAL |
| TRUE DFW2015 1 HOMES LLC | \$ 111,560 | \$ 101,550 | REAL |
| TSCA 222 LIMITED PS | \$ 7,909,520 | \$ 7,500,000 | REAL |
| TSCA 52 LP | \$ 1,990,000 | \$ 1,800,000 | REAL |
| U S XPRESS INC | \$ 25,000,000 | \$ 100,000 | PERSONAL |
| WALGREENS CO | \$ 1,078,490 | \$ 969,410 | PERSONAL |
| WALGREENS CO | \$ 1,335,990 | \$ 1,200,630 | PERSONAL |
| WALGREENS CO | \$ 1,014,620 | \$ 910,480 | PERSONAL |
| WALMART REAL EST BUS TRST | \$ 11,963,780 | \$ 10,742,990 | REAL |
| WALNUT ABLES LTD | \$ 3,145,590 | \$ 2,900,000 | REAL |
| WALNUT HILL THRIVE LTD | \$ 6,800,000 | \$ 6,120,000 | REAL |
| WALNUT HILL TX PARTNERS LLC | \$ 45,300,000 | \$ 41,500,000 | REAL |
| WESTDALE BROOKSTONE TERRACE LP | \$ 9,600,000 | \$ 9,494,000 | REAL |
| WESTDALE BROOKSTONE TERRACE LP | \$ 8,695,000 | \$ 8,695,000 | REAL |
| WESTDALE BROOKSTONE TERRACE LP | \$ 11,800,000 | \$ 10,750,000 | REAL |
| WESTDALE BROOKSTONE TERRACE LP | \$ 11,500,000 | \$ 10,650,000 | REAL |
| WESTDALE TIC BRIDGEPORT LP & | \$ 16,600,000 | \$ 16,600,000 | REAL |
| WESTGATE MULTIFAMILY LLC | \$ 6,672,000 | \$ 6,244,140 | REAL |

94

| OWNERS NAME | DCAD VALUE | SETTLED VALUE | TYPE OF PROPERTY |
|--------------------------------------|-------------------------|--------------------------|-----------------------------|
| WESTGATE MULTIFAMILY LLC | \$ 2,928,000 | \$ 2,740,230 | REAL |
| WESTGATE MULTIFAMILY LLC | \$ 2,688,000 | \$ 2,515,630 | REAL |
| WTH PROPERTIES LLC | \$ 6,503,780 | \$ 6,503,780 | REAL |
| WTH PROPERTIES LLC | \$ 7,396,220 | \$ 7,396,220 | REAL |
| WOODLAND RIDGE POE LLC | \$ 16,666,670 | \$ 15,666,670 | REAL |
| WOODLAND RIDGE POE LLC | \$ 8,333,330 | \$ 7,833,330 | REAL |
| 1080 STEEPLECHASE LLC & | \$ 14,000,000 | \$ 14,000,000 | REAL |
| 217 94 GRUMA BLDG HOLDINGS LP | \$ 3,245,000 | \$ 3,245,000 | REAL |
| 2929 PARK GROVE VNTRE LTD | \$ 7,785,000 | \$ 6,761,220 | REAL |
| 2929 PARK GROVE VNTRE LTD | \$ 545,000 | \$ 438,780 | REAL |
| 300 320 DECKER LLC | \$ 10,043,700 | \$ 7,300,000 | REAL |
| 3146 NORTHGATE CI LLC | \$ 10,348,200 | \$ 10,348,200 | REAL |
| 3312 FOREST LN LLC | \$ 1,203,670 | \$ 1,012,900 | REAL |
| 4525 TOWNE LAKE VILLAGE LL LLC | \$ 13,900,000 | \$ 13,000,000 | REAL |
| 500 E 114 LLC | \$ 18,580,000 | \$ 17,737,830 | REAL |
| 500 E 114 LLC | \$ 1,039,170 | \$ 1,039,170 | REAL |
| 850 LAKE CAROLYN PKWY APARTMENTS IN' | \$ 44,000,000 | \$ 42,800,000 | REAL |
| TOTAL | \$ 2,078,291,640 | \$ 1,865,173,635 | |

* 95



CONSENT AGENDA ITEM

04/19/2021

TOPIC: Consider Approval of Proclamation 2021 Instructional Materials Selection and TEKS Certification Form

SUBMITTED BY: Patricia Alvarado, Director of Digital Learning and Learning Resources and Jennifer Mckee, Director of Early Childhood Programs

BACKGROUND: The Texas Education Agency has authorized the adoption of English and Spanish Prekindergarten Systems for Proclamation 2021

The District Instructional Materials Allotment Team (IMAT) has completed a review of TEA-adopted materials Prekindergarten Systems. This adoption year the review team consisted of prekindergarten teachers, content coordinators, a prekindergarten principal, district administrators, and representatives from multiple departments including Special Education, Digital Learning, and Bilingual.

The Team participated in two reviews of TEA adopted materials. Data and feedback were gathered during the official reviews through rubrics, in-depth discussions, public reviews, and professional recommendations from independent review sources.

The Team attended an initial virtual showcase of multiple publishers and vendors hosted by Region 10 from November 10-12. Once the selections were narrowed to five publishers, another virtual presentation took place on December 9, 2020.

As required by TEA, public input was also solicited between January 20, 2021 February 3, 2021. -

We selected the following Prekindergarten system for Proclamation 2021:

Three Cheers for Pre-K Essentials Package-Texas Edition by Savvas Learning formerly Pearson K12 Learning



ADMINISTRATIVE RECOMMENDATION: The Administration recommends the Board of Trustees approve the selection and purchase of the instructional materials listed above pursuant to Proclamation 2021.

Since Savvas Learning is on the official adoption list for this Proclamation, the TEA negotiates the final cost per student for all districts in Texas. Currently, we expect to pay no more than \$500,000 for the selected package for 2,591 students in prekindergarten. This amount includes print and digital materials over the next eight (8) years. We will use the state's EMAT system to place the orders and will fund the purchase using the Instructional Materials Allotment monies issued by the Texas Education Agency (TEA) for school years 2021-22 and 2022-23 (Biennium 2022-2023).

RECOMMENDED BOARD MOTION: I move that the Board approve Proclamation 2021 Instructional Materials Selection

Additional Agenda Sheets Attached: Yes No

Attachments:

- Proclamation 2021 Selection and Expenditure Memo from Patricia Alvarado to Jerome Pilgrim
- Proclamation 2021 timeline with list of Instructional Materials Allotment Team members
- Presentation and Package purchase details for *Three Cheers for Pre-K Essentials Package-Texas Edition*



PATRICIA ALVARADO
Director of Digital Learning & Learning Resources

MAGDA HERNANDEZ
Superintendent of Schools

To: Jerome Pilgrim, Purchasing Director
From: Patricia Alvarado, Director of Digital Learning & Learning Resources
Date: 4/13/2021
Subject: Proclamation 2021 Selection and Expenditure

Mr. Pilgrim, an administrative recommendation is being made to the Board on April 19, 2021 to select **Three Cheers for Pre-K Essentials Package-Texas Edition** by Savvas Learning, formerly Pearson K12 Learning, for a comprehensive Prekindergarten system.

Since Savvas Learning is on the official adoption list for this Proclamation, the state negotiates the final cost per student/teacher for all districts in Texas. Currently, we expect to pay no more than \$500,000 for the selected package for 2,591 prekindergarten students. This amount covers all print and digital materials, including consumables, over the next eight (8) years. We intend to use the state's EMAT system to place the orders and will fund the purchase using the Instructional Materials Allotment issued by the Texas Education Agency (TEA) for school years 2021-22 and 2022-23 (Biennium 2022-2023). If a discount is offered for purchasing materials using disbursements rather than the EMAT we will consider ordering through our local purchase management system.

Please see the Board Consent Agenda Item and Board Presentation for details regarding the selection of materials for Proclamation 2021. Thank you!

Mailing Address: P.O. Box 152637, Irving, Texas 75015-2637

2621 W. Airport Freeway, Irving, Texas 75062-6020 | Tel. 972.600.5080 | Fax 972.215.5069 | palvarado@irvingisd.net



Proclamation 2021 Timeline Prekindergarten Systems

| | |
|-------------|---------------------------------|
| Fall 2020 | Review Materials |
| Winter 2021 | Recommend Materials |
| Spring 2021 | Materials Ordered |
| Summer 2021 | Train Teachers on New Materials |
| 2021-2022 | Implementation |

During the instructional materials adoption process, Irving ISD is a “closed district” and all adoption-related questions, emails, and communication should be addressed to Patricia Alvarado, Nick Gleicher, Jennifer McKee, or Julie Miller. Teachers should not respond to any inquiries from publishers.

November 10-12, 2020 Review #1

- Virtual Region 10 Vendor showcase attended by Instructional Materials Allotment Team (IMAT)
- IMAT uses a rubric to evaluate materials and determine which publishers will be invited to present materials in Irving ISD for Review #2

December 9, 2020 Review #2

- Selected publishers virtually present to the Instructional Materials Allotment Team
- Sample adoption materials requested for teachers and district admin to review

January 20, 2021 -February 3, 2021

- All prekindergarten parents received an email with information about Instructional Materials under consideration. Document in email provided links, usernames and passwords for at-home access to the materials being evaluated.
- Link to rubrics/surveys posted on the district website and other avenues for public input

February 8-12, 2021

- IMAT reviews feedback and data from teacher/public rubrics
- IMAT finalizes selections for Prekindergarten Systems

March 2021

- Learning Resources department prepares estimates for cost of Proclamation 2021
- Final adoption recommendations prepared for Board



April 19, 2021

- Director of Early Childhood Programs, Executive Director of Curriculum and Instruction, and Director of Digital Learning make final publisher and materials recommendations during the Board Work Session 6:30 pm

May 2021

- Use Projected Enrollment report to determine order quantities
- Once TEA opens the EMAT ordering system, submit orders for materials for 2021-2022 school year and beyond

June (Needed for Learn to Inspire Conference)

- Provide online access to teachers for new instructional materials

July-August

- Training opportunities for teachers
- Receive and process new materials
- Order additional materials as needed
- Distribute new materials to campuses

2021 Irving ISD Instructional Materials Allotment Team:

Patricia Alvarado, Digital Learning Director
Maria Chavira, Teacher
Brian Edomm, Information Systems Assistant Director
Roxy Glass, Teacher
Stacey Kincer, Teacher
Suzanne Kline, Math Coordinator
Vivian Lari, Teacher
Peggy Mainord, Science Coordinator
Michelle Martin, Academic Specialist
Jennifer McKee, Early Childhood Program Director
Leigh McNeese, Principal
Belen Mercado, Teacher
Julie Miller, Curriculum & Instruction Executive Director
Elba Perales-Teacher
Christian Rivera, Teacher
Rita Ruiz, ELAR Coordinator
James Tiggeman, Digital Learning Coordinator
Catalina Vargas, Teacher



April 18, 2021



IRVING¹⁰¹
INDEPENDENT SCHOOL DISTRICT

Exhibit III - A #5

Savvas - Three Cheers for Pre-K

Three Cheers for Pre-K is a purposeful, play-based curriculum where learning is initiated through skills-based experiences and structured around quality children's literature.

- Savvas has a high focus on early literacy, social-emotional learning, family engagement, and establishing a habit of reading in the home by incorporating:
 - a. High quality and culturally diverse big books, trade books, and digital books that students love. Lessons promote a literacy-rich, oral language environment.
 - b. Daily Literacy Circle lessons that build on concept vocabulary, phonological awareness, alphabet knowledge, and concepts of print.
 - c. Social- Emotional lessons directly taught daily and integrated throughout the day through all subject areas
 - d. Family engagement through ReadyRosie modeled moment videos, Family Newsletters, and the Family Engagement Digital Portal.
 - e. Equal and equitable Spanish resource with Uno, dos, tres Prekinder!

102

Savvas - Three Cheers for Pre-K

Three Cheers for Pre-K Savvas resources includes nine thematic units containing everything needed to deliver developmentally appropriate learning experiences across all skill domains around a big idea.

- The thematic units have been strategically chosen to support content and skill development in all of the pre-k guideline 10 domains.
 - Each thematic unit offers creative theme and skill specific centers and hands-on activities.
 - Differentiated English Language Learner support is provided for every small group lesson.
 - Songs, rhymes, dance, music and movement actively engage students throughout the day and are integrated with the theme or lesson.

103

Savvas - Three Cheers for Pre-K

Three Cheers for Pre-K includes Savvas Realize, an award-winning digital platform with access to all digital resources, instruction, family engagement tools, assessment and teacher planning tools.

- One hundred percent of all print materials are also available digitally.
- Includes hundreds of interactive digital games to develop letter recognition, letter-sound knowledge, phonological awareness, vocabulary knowledge, and math number recognition.
- Students and parents have access to Unite for Literacy, a digital library with hundreds of fully narrated books that can be translated into 40 languages.
- The Family Engagement Portal provides tools for parents to support their children at home.
- Includes Realize Scout, a digital assessment tool that provides ongoing assessment opportunities that aligned to our state Early Childhood Circle Assessment.

104

Savvas - Three Cheers for Pre-K

Three Cheers for Pre-K is a ready-to-go resource that is well organized and easy for teachers to use.

- Editable weekly and daily lesson plans are available in a Word format, saving teacher time when planning.
- Nine well organized and easy to follow Teacher Editions are included with Weekly Tabs for easy access.
- Materials, centers, vocabulary, guidelines, and assessment are laid out so that teachers can easily plan and gather the needed resources.
- The student day is also well organized, with predictable routines, transitions, and activities across all domains.

105

Reasons to
CHEER for

Three Cheers
for Pre-K

Uno, dos, tres
¡Prekinder!



Everyone LOVES Javi the Helicopter!

Javi is used each day to build SEL skills as he leads his friends to help children navigate the prekindergarten school day.



Move and Groove EVERY day!

Songs, rhymes, chants, and the *Wheel of Motion* will have your littles engaged and learning. Sing along with Dr. Gilberto Soto's Music Videos for EVERY song.



Ready-to-go Prepackaged Resources!

Thematically organized kits with everything you need to deliver developmentally appropriate learning experiences across all skills domains in one place.



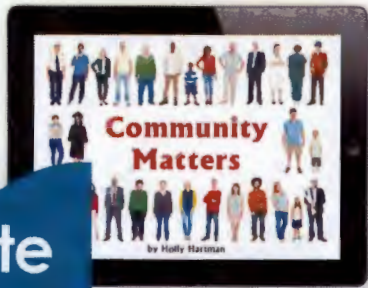
Kids love a great story!

Lots of NEW, multicultural, and authentic big books, little books, and trade books will hook and inspire kids to learn.

ENGLISH and SPANISH



Unite



Unite for Literacy Digital Library

Access **400+** original titles with audio narrations in more than 40 languages through our **EXCLUSIVE** partnership.



SEL Every Day!

Daily, direct instruction and practice on social-emotional learning skills such as *Self-Concept*, *Self-Regulation*, *Relationships with Others*, and *Social Awareness* prepares students for success.



Hands-on, minds-on learning.

NEW theme specific and cross-curricular manipulatives support multi-sensory learning and develop children's cognitive and social skills.



Modeled Moment Videos by Ready Rosie!

These fun, easy activities that families can do together strengthen bonds and build on classroom learning!



Javi's Whirly World!


Turn games into learning with hundreds of learning opportunities that develop *letter recognition*, *letter-sound knowledge*, *phonological awareness*, *vocabulary knowledge*, and *number recognition*.






#10

Create a learning community!
The Parent Engagement Portal helps you connect with parents and families using innovative digital tools.



#11

Get every little Texan Kindergarten ready!
PK Guidelines and Outcomes on every page plus 100% alignment to the Kindergarten TEKS.




#12

Ready, set, teach!
Editable Weekly and Daily Lessons Plans save you time when planning your instruction.

#13

Centergize!
Ready-to-go Thematic Centers and Choice Centers give you tons of creative options throughout each theme. *Centergize!* pages provide ideas to refresh the center activities.



CHECK FOR UNDERSTANDING

IF... a child has difficulty using words to describe something,

THEN... show the child a small book and a big book. **Which book is little?** Prompt child to use this sentence frame to answer: *This book is small.* Repeat with the larger book. Then ask the child to find other things in the classroom that are small or large.

#14

Capture those AHA moments!
Daily and Weekly Progress Monitoring with *If/Then* Statements help you make instructional decisions.



15

Lighten your paper load!

The SCOUT Observational Assessment App allows you to digitize your observational assessment notes and track student development over time.

16

Meet the Needs of EVERY Student.

Differentiation support for English Learners, 3-year olds, and students with different learning styles are provided in your easy-to-follow *Texas Teacher's Guide*.

DIFFERENTIATED SUPPORT

3-Year Olds

Morning Meeting Review classroom routine sequence with younger children to help them stay engaged. After each step in Morning Meeting, prompt them to recall and share what comes next. For example: *What do we do next after we take attendance? We look at the helper chart.* AUDITORY



17


Every Domain, Every Theme

Provides explicit instruction on all Domains including Science, Social Studies, Technology, Fine Arts, and Health.

18

Award-winning Digital Platform.

All Print/Digital, English/Spanish resources are in one spot on Savvas Realize for easy classroom implementation.



Visit [Savvas.com/txtthreecheers](https://www.savvas.com/txtthreecheers) to learn more.



Savvas.com
800-848-9500

Copyright © 2020 Savvas Learning Company LLC All Rights Reserved. Savvas™ and Savvas Learning Company™ are the exclusive trademarks of Savvas Learning Company LLC in the US and in other countries.

April 19, 2021

Join the Conversation
@SavvasLearning



Get Fresh Ideas for Teaching

Blog.Savvas.com
Exhibit III - A #5

CONSENT AGENDA ITEM

4/19/2021

TOPIC: Consider Approval of Agreement with Head Start of Greater Dallas

SUBMITTED BY: Dr. Jeannine Porter, Deputy Superintendent of School Leadership and Jennifer McKee, Director of Early Childhood Programs

BACKGROUND: Since 1998, the Irving Independent School District has collaborated with the agency to provide a full-day program to eligible students at our Early Childhood Schools. Currently, each Early Childhood School has three full-day Head Start classes. This arrangement will continue for the 2021-22 school year.

ADMINISTRATIVE RECOMMENDATION: Administration recommends approval of the Agreement with Head Start of Greater Dallas, Inc. authorizing Dr. Jeannine Porter, Deputy Superintendent of School Leadership, to sign any or all certifications necessary to effectuate the purpose of the contract.

RECOMMENDED BOARD MOTION: I move the Board approve the agreement with Head Start of Greater Dallas along with authorizing Dr. Jeannine Porter, Deputy Superintendent of School Leadership, to execute the certifications.

Additional Agenda Sheets Attached: Yes No

Attachments:

Agreement between Irving Independent School District and Head Start of Greater Dallas

**AGREEMENT
BETWEEN
IRVING INDEPENDENT SCHOOL DISTRICT
AND
HEAD START OF GREATER DALLAS, INC.**

THIS AGREEMENT is made and entered into this 1st day of August, 2021 by and between the Irving Independent School District ("IISD") and HEAD START of Greater Dallas, Inc. ("HEAD START").

WHEREAS, HEAD START is a not-for-profit corporation organized and incorporated pursuant to the provisions of the Texas Non-Profit Business Corporation Act; and

WHEREAS, IISD is an independent school district and organized and established pursuant to the Texas Education Code; and

WHEREAS, HEAD START provides services pursuant to 42 U.S.C. 9801 *et. seq.* as amended, entitled the Head Start Act, for eligible clients who reside within the Dallas County; and

WHEREAS, IISD operates and provides a full day preschool "public" educational program for eligible students who are age 4 on or before September 1 of the year they are enrolled in the program and are not age 5 at the time of enrollment; and

WHEREAS, IISD desires to make available to its eligible "Pre-K" 4-year-old students a full day educational program and dual enrollment opportunities; and

WHEREAS, the Board of Trustees of the Irving Independent School District finds that it is in the public interest and fosters a legitimate educational purpose, goal or function of the school district that IISD provide facilities and make available certain educational services for eligible 4-year-old children who reside in the IISD and are in need of such services in order to enhance their opportunities for success in the Irving Public Schools; and

WHEREAS, IISD and HEAD START desire to enter into a cooperative agreement for the educational benefit of eligible 4-year-old children who reside in the IISD.

NOW, THEREFORE, for and in consideration of the mutual promises, covenants terms and conditions expressed herein, IISD and HEAD START make and enter into the following agreement:

**I.
DEFINITIONS**

1.01 "Students" Means those students enrolled in and admitted to Clifton, Pierce, and Kinkeade Early Childhood Schools who are in attendance on a full or part-time basis in the school's "Pre-K" program who meet the following eligibility criteria.

- (a) all homeless children as that term is defined in the Texas Education Code; or
- (b) who qualify for benefits under the Federal free or reduced lunch program; or
- (c) who are eligible limited language proficient students; or
- (d) who are currently or formerly in a foster care system; or

- (e) who are a child of a member of the United States Armed Forces; or
 - (f) Children of families who fall within the Federal Poverty Guidelines (a 10% above is acceptable).
- 1.02 "Educational Services": Means those services described in the Act (as defined below) applicable to eligible age four (4) students as herein defined or required by the Act to be provided by IISD as collaborator with HEAD START,
 - 1.03 "Facilities": Nine (9) classrooms, to be designated, with the right of ingress and egress and appurtenant facilities necessary to the intended use of the nine (9) classrooms as they may be approved and scheduled by the School Principal. Additional classrooms may be designated as funding and space become available with mutual approval of both parties. These classrooms shall be under the direction of IISD.
 - 1.04 "The Act": means 42 U.S.C. 9801 et. seq., as amended, (the "Head Start Act") and 45 CFR Part 1301 et seq., where applicable to this Agreement.
 - 1.05 General Definitions: Unless the context otherwise requires, all other terms shall have the meanings prescribed for them in the Texas Education Code or policies adopted by the Board of Trustees of IISD.
 - 1.06 Family Style means that snack and meal times support development and learning. Snack and meals must be structured and used as learning opportunities that support teaching staff-child interactions and foster communication and conversations that contribute to a child's learning, development and socialization. Children must have sufficient time to eat. It is recommended 30 minutes; however, no less than 20 minutes. Food cannot be used as a punishment or reward or force children to finish their food. Adults must be eating with children, sharing the same meal.
 - 1.07 Cafeteria Style means children and adults must eat as a unit and each child and adult must be served at least the minimum of each component.
 - 1.08 Use of Terms: All terms defined in this Article or otherwise in this Agreement may be used in the singular or plural as may appear appropriate.
 - 1.09 "Pre-K classrooms" for the purpose of this agreement refers to IISD classrooms administrated by IISD committed to following the Performance Standards of the Head Start Act and receiving support and assistance from HEAD START in order to be in compliance with the Performance Standards. Students in these classrooms shall be considered "dual-enrolled" in both the TEA sanctioned Pre-K and the federal Head Start program.
 - 1.10 "Teaching Staff" refers to IISD employed certified Teachers and Instructional Aides who staff the dual enrolled classrooms.
 - 1.11 "Instructional Aide" refers to the paraprofessional teaching staff that assists the certified Teachers in the classrooms.

II.
SPECIFIC OBLIGATIONS AND PROCEDURES

2.01 Specific Obligations of IISD:

- (a) Provide HEAD START the use of office space, as defined in subsection (o) below, for Support Staff during the term of this Agreement from 7:30 o'clock a.m. to 4 o'clock p.m. on IISD designated school days.
- (b) The facilities provided shall meet the minimum standards for such facilities as required by the Act.
- (c) To maintain the Facilities as required by the Act.
- (d) Provide no more than nine (9) classroom teachers with professional certification that meets the qualifications of the IISD pursuant to its Official Board Policies.
- (e) Provide no more than nine (9) instructional aides pursuant to IISD Board Policy.
- (f) Serve meals and snack high in nutrients and low in fat, sugar, and salt.
- (g) Submit menus to HSGD Dietitian to ensure Head Start compliance.
- (h) Offer breakfast, lunch and snack daily.
- (i) Provide and serve water to Head Start children as part of snack on a daily basis.
- (j) Make water available throughout the day.
- (k) Ensure that all documented medically recognized allergic or religious based dietary needs are accommodated.
- (l) Ensure doctor statements are maintained and communicated to food service personnel.
- (m) Serve meals and snack family style. Adults will eat meals with the children on a daily basis.
- (n) Post classroom documentation of the children's name, diagnosed allergies, intolerances and special diets with food substitutions on an allergy chart with cover sheet.
- (o) Instruct a nutrition activity, following the Savvas curriculum, one time per week in the classroom.
- (p) Supervise and evaluate the assigned teachers and instructional aides pursuant to IISD policies and procedures.
- (q) Responsible under the Head Start Act for providing Educational Services to eligible students in accordance with the Head Start Performance Standards with such assistance as necessary from HEAD START.

- (r) To use its best efforts with assistance from HEAD START to provide bus transportation for scheduled field trips in connection with the Pre-K classrooms.
- (s) District will provide 850 square feet of space for each class Pre-K classroom, provide office space for support staff of 120 square feet; 50 square feet of space for each classroom restroom, and 30,000 square feet of space for playground. Such space shall be considered as in-kind and counted towards HEAD START's nonfederal match requirements. The in-kind rate shall be set annually by IISD and reviewed by both parties not less than annually for accuracy and appropriateness or HSGD, at its own expense, may have an independent appraisal of the fair market rental value conducted. If HEAD START chooses to exercise this option, the IISD may conduct their own appraisal (by a certified appraiser), and if values differ, either a party independent appraiser will be hired (agreed upon by both parties), or negotiations between the 2 parties will begin and continue until mutual agreement.
- (t) IISD is acknowledged as a quasi-municipal corporation and a Texas political subdivision subject to the authority and limitations of the Tex. Const. ART. XI, Section 3 and similar restrictions and limitations expressed in Tex. Const. ART, III, Sections 50, 515 and 52. To the extent permitted by law, but without waiving any immunities afford it by applicable law, IISD will indemnify and hold harmless HEAD START for any and all lost, expense, and/or claims associated with or arising out of IISDs activities by persons over whom IISD has the sole right of control during the performance of this contract by IISD when such activities by such persons constitutes the sole proximate cause of injury or damages due to such activities.
- (u) The District shall supply HSGD with invoices and all other required approved documentation necessary for reimbursement of expenses within sixteen days from the last day of the month in which they occurred.
- (v) The District agrees that HEAD START, the grant awarding agency (HHS, Health and Human Services), the Comptroller General of the United States, or any of their duly authorized representatives of the United States government shall have access to any books, documents, papers, and records of the District and/or third party contractor, utilized by the District that are directly pertinent to a specific program (Head Start), for the purpose of making audits, examinations, excerpts and transcripts. Records shall be maintained for at least three years from the termination date of the Agreement.
- (w) Irving ISD agrees to provide HSGD a 30-day written notification prior to proposed changes to center classrooms or locations.

2.02 Specific Obligations of HEAD START

- (a) As Grantee, HEAD START of Greater Dallas, Inc., is responsible to the Department of Health and Human Services to ensure compliance with the Head Start Act's Program Performance Standards.

- (b) Provide one (1) full-time Family Advocate and assistant. Provide one (1) fulltime health service specialist and assistant. Other support staff may be added as enrollment increases as required by the Head Start Act in order to be in compliance with the Act's Program Performance Standards.
- (c) Ensure that Head Start Special Education Coordinator collaborates and monitors enrollment of children for special services/education by:
 - Attending ARD/IEP (Admission, Review, Dismissal /Individualized Education Program) meeting when scheduled for children identified for special education; visit with the teachers once every two weeks upon notification of the Principal.
 - Complete appropriate database documentation on children enrolled for special education/services.
- (d) Ensure that Head Start Mental Health Professional provides required mental health services by:
 - Observing the classrooms and consulting with the teachers once a month as part of on-going classroom observation, in accordance with the Head Start Performance Standards upon notification of the Principal, address individual behavior concerns; and provide counseling services to parents who need it
- (e) Ensure that HEAD START staff members and volunteers working in the Early Childhood Schools comply with all applicable IISD Board Policies.
- (f) Provide all necessary supplies and materials related to complying with the Act's Program Performance Standards.
- (g) Assume responsibility for the costs of three (3) field trips (which includes reasonable related transportation costs) per year per classroom in connection with the Pre-K classrooms.
- (h) Assume the responsibility for the cost of pre-packaged back to school supplies for students in the Pre-K classrooms.
- (i) To cooperate and assist IISD in enforcement of attendance policies, including but not limited to necessary contact with parents.
- (j) Ensure that the students' parents attend the orientation program required by the Act. Included in the orientation program will be the importance of daily attendance, the attendance policies, policy and grades of the Pre-K classrooms, and the expectations of parents.
- (k) Pay IISD the allowable fees and charges hereinafter described and provided for within thirty days of receipt of invoice and required approved documentation by HEAD START for the described services and for use of the Facilities. HEAD START shall be obligated to pay only those costs that are "allowable" under "Uniform Administrative Requirements Title 2, Subpart E 200.403 and HHS regulations 45 CFR Subpart E 75.403.

- (l) HEAD START agrees IISD shall have access to any books, documents, papers, and records of HEAD START and/or any third party contractor utilized by HEAD START that are directly pertinent to a specific program (Irving ISD Head Start) for the purpose of making audits, examination excerpts, and transcripts. Records shall be maintained for at least three years from the termination of the Agreement.
- (m) Hold IISD, its Board of Trustees, officers and employees whole and harmless from any and all liability for compliance with the Act, with the exception of such obligations to maintain compliance as addressed herein, including the costs of defending any legal actions against IISD, including attorney's fees, alleging any act or omission in violation of or non-compliance with the Act.

III.

FEES AND CHARGES

- 3.01 In consideration for IISD promises and agreements, HEAD START shall in addition to its covenants, promises and agreements made and described herein, timely pay IISD the following fees and charges for use of the described Facilities and for the services to be provided by IISD.
- (a) Fifty percent (50%) of each teacher's salary assigned to the program based on IISD's applicable salary schedule; excluding benefits.
 - (b) One hundred percent (100%) of each instructional aide's salary assigned to the program based on IISD's salary schedule; excluding benefits
 - (c) One hundred fifty dollars (\$150.00) per year per classroom used the Pre-K classrooms for the use of IISD's consumable supplies; and
 - (d) Seventy-five dollars (\$75.00) per year per classroom used by the Pre-K classrooms for the use of student cooking supplies.
 - (e) Eighty dollars (\$80.00) per month per classroom used by the Pre-K classrooms to defray the costs of utilities, maintenance and janitorial services;
 - (f) Assume responsibility for the costs of three (3) field trips (which includes reasonable transportation costs) per year per classroom in connection with the Pre-K classrooms;
 - (g) Assume the responsibility for the cost of pre-packaged back to school supplies for students in the Pre-K classrooms.
 - (h) Eighty-six dollars and ninety-two cents (\$86.92) per month per location for the cost of HEAD START fax lines.
 - (i) All meals provided by IISD to instructional aides; and
 - (j) The costs of snacks provided to the Pre-K Classroom Students by IISD and monitored by Head Start Nutrition Specialist;
 - (k) Will pay for cost of food accommodations that IISD cannot provide under the USDA National Food Lunch program.

- 3.02 IISD shall invoice HEAD START for the applicable fees and charges for the previous month by the 15th day of each month. HEAD START shall pay the invoice(s) in full within 30 days of receipt of invoice and required approved documentation by HEAD START. Approved documentation shall contain such detail required by HEAD START's Chief Financial Officer including, but not limited to monthly non-federal in-kind amounts reported for salaries, benefits, and medical insurance; monthly nonfederal in-kind reported for space, maintenance, operations, and utilities; etc. The invoice format and specific detailed items shall be negotiated between the respective party's financial officers.

IV.

GENERAL AND MUTUAL OBLIGATIONS

- 4.01 Each party shall designate upon execution of this Agreement a representative responsible for implementing this agreement and maintaining compliance therewith.
- 4.02 Jointly plan and conduct staff development programs for applicable personnel to effectively meet the needs of the Students and their families,
- 4.03. IISD Administrator, School Principal, and Head Start Staff shall visit the designated classroom on a regular basis while classes are in session.
- 4.04 Jointly schedule and conduct periodic meetings of IISD Administrator, school Principal, HEAD START Coordinator, Teachers, aides, and other support staff as dictated by Performance Standards to discuss educational strategies and curriculum concerns about the programs, plan and update the program, individual student plans, and other concerns related to the program.
- 4.05 Each party shall observe and adhere to all federal, state and local laws, rules and regulations related to confidentiality and the right of privacy of students and their parents.
- 4.06 Jointly monitor and follow the progress of the Students to provide for a smooth transition into kindergarten classes or programs.
- 4.07 During the performance of this contract, IISD and HEAD START agree to the following:
- (a) Cost of meals for aides and snacks for children shall not exceed rates for reimbursable costs set by the National School Lunch Program. All meals and snacks must meet or exceed USDA guidelines.
 - (b) Snack menus shall be approved by HEAD START.
 - (c) Breakfast and Lunch menus shall be reviewed by the Food and Nutrition Services Director at HEAD START.
 - (d) Neither party shall discriminate against any employee or applicant for employment because of race, color, age, religion, disability, political belief, sex or national origin. IISD and HEAD START shall take affirmative action to ensure that applicants are employed, and that employees are treated during

employment without regard to their race, color, age, religion, disability, political belief, sex, or national origin. Such action shall include, but not be limited to, the following: employment, upgrading, demotion, or transfer; recruitment or recruitment advertising; layoff or termination; rates of pay or other forms of compensation; and selection for training including apprenticeship. IISD and HEAD START agrees to post in conspicuous places, available to employees and applicants for employment, notices to be prepared by the Responsible Party setting forth the provisions of this Equal Opportunity clause.

- (e) Both parties shall, in all solicitation or advertisements for employees placed by or on behalf of IISD and HEAD START, state that all qualified applicants shall receive consideration for employment without regard to race, color, religion sex, or national origin.
- (f) Both parties shall comply with all provisions of Executive Order No. 11246 of September 24, 1965, as amended by Executive Order No. 11375 of October 13, 1967, and of the rules, regulations, and relevant orders of the Secretary of Labor.
- (g) Both parties shall furnish all information and reports required by Executive Order 11246 of September 24, 1965, as amended by Executive Order 11375 of October 13, 1967, and by the rules, and orders of the Secretary of Labor, or pursuant thereto, and shall permit access to his books, records, and accounts by the contracting agency and the Secretary of Labor for purposes of investigation to ascertain compliance with such rules, regulations, and orders.
- (h) In the event of noncompliance with the Equal Opportunity clause of this contract or with any of the said rules, regulations, or orders, this contract may be canceled, terminated, or suspended, in whole or in part, and the parties may be declared ineligible for further Government contracts in accordance with Procedures authorized in Executive Order 11246 of September 24, 1965, as amended by Executive Order No. 11375 of October 13, 1967, and such other sanctions as may be imposed and remedies invoked as provided in Executive Order No. 11246 of September 24, 1965, as amended by Executive Order 11375 of October 13, 1967, or by rule, regulations, or order of the Secretary of Labor, or as otherwise provided by law.
- (i) Both parties shall be in compliance with the Copeland Act, 18 U.S.C. 874, as supplemented by Department of Labor regulations, 29 CFR part 3, providing that each contractor and sub-recipient shall be prohibited from inducing, by any means, any person employed in the construction, completion, or repair of public work, to give up part of the compensation to which he is otherwise entitled. The recipient shall report all suspected or reported violations to the HEAD START.
- (j) Both parties shall be in compliance with the Clean Air Act (42 U.S.C, 7401 et seq.) and the Federal Water Pollution Control Act as amended (33 USC. 1251 et seq.). Violations shall be reported to the HHS and the appropriate Regional Office of the Environmental Protection Agency.
- (k) The FEDERAL GOVERNMENT and GRANTEE shall have Right of Access three years from the termination date of this agreement.

- (l) The FEDERAL GOVERNMENT and GRANTEE shall have "rights to inventions made under this agreement" in accordance with 37 CFR part 401, "Rights to Inventions Made by Nonprofit Organizations and Small Business Firms Under Government Grants, Contracts, and Cooperative Agreements," and any further implementing regulations issued by HHS.
- (m) In accordance with 31 U.S.C. 1352, this Agreement is subject to IISD's execution of the attached:
 - (i) Certification Regarding Debarment, Suspension, Ineligibility, and Voluntary Exclusion for Covered Contracts and
 - (ii) Certification Regarding Federal Lobbying attached hereto and incorporated by reference.
- (n) Both parties agree to abide by the Procedural Guidelines and Clarifications attached hereto as Attachment A and incorporated by reference for all purposes.

V.
TERMS

- 5.01. The term of this Agreement is for one (1) school year. Its effective date shall commence on the first day IISD Teacher's report for duty for the 2021-2022 school year and shall terminate on June 15, 2022. The parties may renew this contract by executing a single page agreement authorizing renewal for an additional school year under the same terms and conditions contained herein including IISD executing the then current certifications described above.
- 5.02 The obligations of IISD to pay for the performance of its herein described obligations and services are subject to current revenues being available to IISD from which to make the described payments.
- 5.03 In the event of or upon loss of federal funding by HEAD START this Agreement shall be terminated with no penalty to either party.

VI.
MISCELLANEOUS PROVISIONS

- 6.01 Venue: The obligations of the parties hereto shall be performable in Irving, Texas, and if legal action is necessary to enforce same, exclusive venue shall be in Dallas County, Texas unless superseded by federal jurisdiction.
- 6.02 Applicable Law: The Agreement is made subject to the provisions of enacted written Policies of IISD's Board of Trustees, as amended, and all applicable provisions of the Laws of the State of Texas
- 6.03 Governing Law: This Agreement shall be governed by and construed in accordance with the laws and court decision of the State of Texas unless superseded by federal law.
- 6.04 Legal Construction and Severability: In case any one or more of the provisions contained in this Agreement shall for any reason be held to be invalid, illegal, or unenforceable in any respect, such invalidity, illegality, or unenforceability shall not affect any other provision

thereof and this Agreement shall be considered as if such invalid, illegal, or unenforceable provision had never been contained in this Agreement.

- 6.05 Captions: The captions to the various clauses of this Agreement are for informational purposes only and shall not alter the substance of the terms and conditions of this Agreement.
- 6.06 Counterparts: This Agreement may be executed in any number of counterparts, each of which shall be deemed an original and constitute one and the same instrument.
- 6.07 Entire Agreement: This Agreement embodies the complete agreement of the parties hereto, supersedes all oral or written previous and contemporary agreements between the parties relating to matters in this Agreement, and, except as otherwise provided herein, cannot be modified without written agreement of the parties to be attached to and made a part of this Agreement.
- 6.08 Amendment. This Agreement may be modified or amended if the amendment is made in writing and is signed by both parties.
- 6.09 This Agreement does not establish a legal entity separate and apart from the Parties and is not intended to create any agency relationship between them.
- 6.10 The parties agree that they may not transfer or assign their respective interest in this Agreement without the prior written consent of the other party.
- 6.11 Neither party shall have any liability to the other hereunder by reason of any delay or failure to perform any obligation or covenant if the delay or failure to perform is occasioned by force majeure, meaning any act of God, storm, fire, casualty, unanticipated work stoppage, strike, lockout, labor dispute, civil disturbance, riot, war, national emergency, act of Government, act of public enemy, or other cause of similar or dissimilar nature beyond its control.
- 6.12 The persons signing and executing this Agreement on behalf of HEAD START and IISD, or representing themselves as signing and executing the Agreement on behalf of HEAD START and IISD, do hereby warrant and guarantee that they have been duly authorized by the party on behalf of which they sign to execute the Agreement on behalf of such party and to validly and legally bind such party to all terms, performance, and provisions herein set forth.
- 6.13 IISD may terminate this Agreement without cause and without liability upon 30 days' prior written notice to the other party. Either party may immediately terminate this Agreement for any material breach that is not cured to the non-breaching party's satisfaction within 10 days of breaching party receiving written notice that specifies the breach.

VII.

NOTICES AND DESIGNATED REPRESENTATIVES

- 7.01 All notices, communications and reports required or permitted under this Agreement shall be personally delivered to the respective parties by depositing same in the United States mail, postage prepaid, at the address shown below, unless and until either party is subsequently notified otherwise in writing.

If intended for HEAD START OF GREATER DALLAS, INC.
Kathryn McCartney, Chief Executive Officer
HEAD START of Greater Dallas, Inc.
3954 Gannon Lane
Dallas, Texas 75237-2919

If intended for Irving Independent School District
Ms. Magda Hernandez
Superintendent of Schools Irving
Independent School District
2621 W. Airport Freeway
Irving, Texas 75062

EXECUTED as of the ___ day of _____, 2021

IN WITNESS THEREOF, the parties have duly executed this Agreement as of the date first above written.

HEAD START of Greater Dallas, Inc.

By Kathryn McCartney
Kathryn McCartney, Chief Executive Officer

IRVING INDEPENDENT SCHOOL DISTRICT, an independent school district and a political subdivision of the State of Texas and located in the City of Irving, Texas, County of Dallas.

By _____
Randy Randle, President of the Board

Attest: _____
Pamela Campbell, Secretary of the Board

Date _____

RECOMMENDED:

By Jeanne Porter, Ed.D.
Dr. Jeanne Porter, Deputy Superintendent of School Leadership

Date 4/19/21

APPROVED AS TO FORM:

By _____
David Bunger, School Attorney

CERTIFICATION

REGARDING DEBARMENT, SUSPENSION, INELIGIBILITY AND VOLUNTARY EXCLUSION FOR COVERED CONTRACTS

DEFINITIONS

Covered Contracts/Subcontract

(1) Any non-procurement transaction which involves federal funds (regardless of amount), including such arrangements as a sub-grant, for example, between TDA and another entity or the Contracting Entity and another entity.

(2) Any procurement contract for goods or services between a participant and a person, regardless of type, expected to equal or exceed the federal procurement small purchase threshold fixed at 10 U.S.C. 2304(g) and 41 U.S.C. 3305 (currently \$50,000) under a grant or sub-grant.

(3) Any procurement contract for goods or services between a participant and a person under a covered grant, sub-grant, contract or subcontract, regardless of amount, under which that person will have a critical influence on or substantive control over that covered transaction, including

- a. Consultant.
- b. Principal investigators.
- c. Providers of audit services required by the TDA or federal funding source.
- d. Researchers.

Debarment - An action taken by a debarring official in accordance with 2 CFR Part 417, 48 CFR Part 1, or equivalent federal regulations, to exclude a person from participating in covered contracts. A person so excluded is "debarred".

Grant - An award of financial assistance, including cooperative agreements, or contracts or subcontracts for goods or services entered into to carry out an award of financial assistance. A grant may be in the form of money, or property in lieu of money, to an eligible grantee, sub-grantee or sub-recipient.

Ineligible - a person that is prohibited from entering into a covered contract or subcontract because of an exclusion or disqualification.

Participant - any person who submits a proposal for or who enters into a covered contract or subcontract, including an agent or representative of a participant.

Person - Any individual, corporation, partnership, association, unit of government, or legal entity, however organized.

Principal - An officer, director, owner, partner, principal investigator, or other person within a participant with management or supervisory responsibilities related to a covered transaction; or a consultant or other person, whether or not employed by the participant or paid with Federal funds, who— (i) is in a position to handle Federal funds, or (ii) is in a position to influence or control the use of those funds, or (iii) occupies a technical or professional position capable of substantially influencing the development or outcome of an activity required to perform the covered transaction.

Proposal - A solicited or unsolicited bid, application, request, invitation to consider or similar communication by or on behalf of a person seeking to receive a covered contract.

Suspension - An action taken by a suspending official in accordance with 2 CFR Part 471, 48 CFR Part 1, or equivalent federal regulations that immediately excludes a person from participating in covered contracts for a temporary period, pending completion of an investigation and any judicial or administrative proceedings that may ensue. A person so excluded is "suspended".

Voluntary exclusion - A status of nonparticipation or limited participation in a covered contract or subcontract assumed by a person under the terms of a settlement between the person and one or more agencies. Voluntary exclusion must have government wide effect.

Voluntarily excluded - The status of a person who has agreed to a voluntary exclusion.

CERTIFICATION

**REGARDING DEBARMENT, SUSPENSION, INELIGIBILITY AND VOLUNTARY EXCLUSION FOR COVERED
CONTRACTS**

| Name of Business (Contractor) | Vendor ID No. or Social Security No. |
|--------------------------------------|---|
| Irving Independent School District | |

- (1) The prospective contractor certifies to the best of its knowledge and belief that it and its principals:
- (a) Are not presently debarred, suspended, proposed for disbarment, declared ineligible, or voluntarily excluded from covered transactions by any Federal department or agency;
 - (b) Have not within a three-year period preceding this application been convicted of or had a civil judgment rendered against them for commission of fraud or a criminal offense in connection with obtaining, attempting to obtain, or performing a public (Federal, State, or local) transaction or contract under a public transaction; violation of Federal or State antitrust statutes or commission of embezzlement, theft, forgery, bribery, falsification or destruction of records, making false statements, or receiving stolen property;
 - (c) Are not presently indicted for or otherwise criminally or civilly charged by a governmental entity (Federal, State, or local) with commission of any of the offenses enumerated in paragraph (1)(b) of this certification; and
 - (d) Have not within a three-year period preceding this application had one or more public transactions (Federal, State, or local) terminated for cause or default.
- (2) Where the prospective contractor is unable to certify to any of the statements in this certification, such prospective contractor shall attach an explanation to this proposal.

Signature of Contractor Representative

Date

Printed/Typed Name of
Contractor Representative

Printed/Typed Title of
Contractor Representative

CERTIFICATION REGARDING FEDERAL LOBBYING

(Certification for Contracts, Grants, Loans, and Cooperative Agreements)

Federal legislation generally prohibits entities from using federally appropriated funds to lobby the executive or legislative branches of the Federal government. Lobbying with respect to certain grants, contracts, cooperative agreements, and loans is governed by relevant statutes, including among others, the provisions of 31 U.S.C. 1352, as well as common rule, "New Restrictions on Lobbying" published at 55 Federal Register (FR) 6736 (February 26, 1990), including definitions, and the Office of Management and Budget "Government wide Guidance on New Restrictions on Lobbying" and notices published at 54 FR 52306 (December 20, 1989), 55 FR 24540 (June 15, 1990), 57 FR 1772 (January 15, 1992), and 61 FR 1412 (January 19, 1996).

Contracting entities or sponsored sites that contract for goods or services using Federal funds must obtain this certification for any award exceeding \$100,000 and if necessary must obtain the *Standard Form-LLL, "Disclosure Form to Report Lobbying."*

CERTIFICATION

The undersigned certifies, to the best of his or her knowledge and belief, that:

- 1) No Federal appropriated funds have been paid or will be paid, by or on behalf of the undersigned, to any person for influencing or attempting to influence an officer or employee of an agency, a Member of Congress, an officer or employee of Congress, or an employee of a Member of Congress in connection with the awarding of any Federal contract, the making of any Federal grant, the making of any Federal loan, the entering into of any cooperative agreement, and the extension, continuation, renewal, amendment, or modification of any Federal contract, grant, loan, or cooperative agreement.
- 2) If any funds other than Federal appropriated funds have been paid or will be paid to any person for influencing or attempting to influence an officer or employee of an agency, a Member of Congress, an officer or employee of Congress, or an employee of a Member of Congress in connection with this Federal contract, grant, loan, or cooperative agreement, the undersigned shall complete and submit *Standard Form-LLL, "Disclosure Form to Report Lobbying"*, in accordance with its instructions.
- 3) The undersigned shall require that the language of this certification be included in the award documents for all subawards at all tiers (including subcontracts, subgrants, and contracts under grants, loans, and cooperative agreements) and that all subrecipients shall certify and disclose accordingly.

This certification is a material representation of fact upon which reliance was placed when this transaction was made or entered into. Submission of this certification is a prerequisite for making or entering into this transaction imposed by Section 1352, title 31, U.S. Code. Any person who fails to file the required certification shall be subject to a civil penalty of not less than \$10,000 and not more than \$100,000 for each such failure.

Irving Independent School District

Name of Organization submitting certification

Name of Organization Representative

Title

Signature of Organization Representative

Date

Attachment A

Procedural Guidelines and Clarifications

WHEREAS, Irving ISD and Head Start of Greater Dallas, Inc. (HSGD) agreed to enter into an agreement to provide Pre-K classrooms in accordance with the Head Start Act each are therefore obligated to abide by the Head Start Program Performance Standards and other Head Start related Federal regulations. The following are guidelines and clarifications which attempt to give each of the parties a better understanding of their role for each Component:

Family Services Component

Eligibility, Orientation, and Enrollment

- IISD and HSGD agree to base each family's eligibility for Head Start pre-school services on the Head Start Poverty Income Guidelines.
- Families who are within the Head Start Poverty Income Guidelines will be dual-enrolled for Pre-K services defined in this contract to meet IISD requirements and Head Start Act funded enrollment.
- Families who are not within the Head Start Poverty Income guidelines will not be able to enroll their children for Pre-K classroom services, defined in this contract, as the enrollment of children over the Head Start Poverty Income Guidelines adversely affects the reimbursement process from USDA for nutrition services.
- HSGD will provide Orientation within the time frame identified by IISD, but within the guidelines set by the Performance Standards, for IISD families outlining the services the Head Start program provides and the documents parents need to enroll children in the Pre-K classrooms defined in this agreement.
- HSGD will provide the necessary staff and materials to enroll children within the timeframe outlined by IISD as long as full enrollment is met prior to the first day school opens after the summer break.

Education Component

- Per the Performance Standards, Home Visits by the teachers shall be made in the parent/child's home; Documentation must be written form and signed by the parent if a parent refuses a visit in the home. Due to COVID-19 policy, Home visits shall be made via Zoom; Documentation must be written and parent signature is not necessary
- Per the Performance Standards, implement a research based curriculum in Head Start classroom and conduct a normed researched base assessment (pre, mid and post).
- Substitute teachers are to be used when teachers are on home visits and HSGD will reimburse IISD for the cost of substitutes covering Pre-K classrooms during Home Visits. Substitute teachers may not be required when teachers are on home visits. Home visits are completed via ZOOM due to COVID-19 policy.
- Developmental Screening shall be completed on each child within 45 days of the child entering into the classroom.
- Teacher Assistants must be used in Pre-K classrooms as defined in this contract.
- One full day of Head Start training for the Pre-K classroom teachers shall be scheduled annually in August. In the event the training takes place prior to the IISD Teacher return date and regular in-service training, HSDG will provide a stipend of \$100 per teacher for attendance at this training.

Health Services Component

The Head Start Performance Standards requires:

- All children are expected to turn in a Physical exam prior to entry into the Head Start program.
- All children are expected to received health screenings prior to entry into the Head Start program which include;
 - a. Anemia testing
 - b. Lead testing (show proof of one test since the age of 12 months)
 - c. TB skin test if questionnaire is positive with a yes answer.
 - d. Hti Wt, BP, hearing, vision, etc.
- If these test are not done by their PCP or if the prior testing is older than 6 months, then the HSGD Health staff will perform these screenings within 45 days after the start of school.
- Each child should have a Dental exam prior to entry and 6 months after the first exam. HSGD will only pay for exams and treatment for those children without health insurance.
- Updates for children's immunizations shall be based on Texas Department of Health ("TDH") requirements.
- Identification of any health concerns will be referred to a health care provider. Parents will be encouraged to get treatment based on the recommendation of the health care provider.
- All other responsibilities/duties will remain under IISD health services requirements (medication, sick child, etc.)
- Health Information will be shared among both IISD/HSGD staff.

Nutrition Services Component:

The Head Start Performance Standards requires:

- Meals and snack conforms to USDA requirements in 7 CFR parts 210, 220, 226, and are high in nutrients and low in fat, sugar, and salt.
- Each child enrolled in the Head Start program must receive breakfast, lunch, and snack on a daily basis.
- Safe drinking water is made available to Head Start children throughout the day.
- Child allergies are posted so that staff can easily view them.
- Each child must be offered breakfast upon arrival at the center.
- An instructional Nutrition Activity must occur one time per week in the classroom.
- Food safety procedures comply with Federal, State, Tribal, and local food safety and sanitation laws, including those related to the storage, preparation and service of food and the health of food handlers.

Special Services & Mental Health Component

- (a) The Head Start Performance Standards (45 CFR 1302) requires at least ten-percent (10%) enrollment of Head start children with special needs in the following categories (45-CFR 1308):
- Health Impairment,
 - Emotional/Behavioral Disorders,
 - Speech or Language Disorders,
 - Intellectual Disabilities,
 - Hearing Impairment, Including Deafness,
 - Orthopedic Impairments
 - Visual Impairment, including Blindness,
 - Learning Disabilities,
 - Autism Spectrum Disorders,
 - Traumatic Brain Injury,
 - Other Impairments.

The Head Start Special Services Coordinator:

- Collaborate and monitor enrollment of children for special services/education with Irving ISD.
 - Attend IEP meeting when scheduled by the Irving ISD.
 - Visit with Teachers to discuss their concerns at least once every two weeks.
 - Complete appropriate database documentation on children enrolled for special services.
 - Communicate with the designee (Asst. Principal) on updates.
 - Attend meetings when scheduled.
 - Updates the Head Start of Greater Dallas Special services/Mental Health Director.
- (b) The Head Start Performance Standards require provision of mental health services (preventative, intervention, and counseling) for children and families by Mental Health Professional (45 CFR 1302).

The Mental Health Professional

- Observes the classrooms at least once a month as part of on-going classroom observation and consultation for teachers, in accordance with performance standards. (suggestions & professional guidelines)
- The school district does not provide mental health services for parents. In that case, he/she will provide counseling services to parents who need it, or refer to appropriate consultant,
- As a last resort, step in when there are cases warranting and Head Start children to be suspended or dismissed for social/behavioral problems by the school district, to provide mental wellness, since Head Start does not suspend/dismiss children for inappropriate behaviors.
- Update the Special Services/Mental Health Director.

HEAD START/ISD PROCEDURES FOR ADDRESSING SOCIAL/BEHAVIORAL CHALLENGES

1. When a child is having social/behavior challenges:
 - a. Refer to HS Special Services/Mental Health for observation
 - b. HS Special Education Services Coordinator will give teacher recommendations on effective management strategies for children with emotional/social challenges, based on classroom observations.
2. If negative behaviors continue.. IISD teacher refers student to SST
 - a. SST can recommend child to Youth and Family services.
 - b. SST chair will invite the HS Special Services/Mental Health representative to the SST meeting to discuss with team and parent the observations made by HS personnel.
 - c. If behaviors continue...
3. If parent refuses Youth and Family referral or recommendations — have a parent meeting with principal and/or family advocate to have parent sign a Head Start Refusal of Service form and discuss limited attendance.
4. If parent goes to Youth and Family, but the negative behaviors continue, the principal will have the discretion how to move forward (early pick-up, limited attendance, dismissal).

Financial Administrative component:

Title 2, CFR 225, Sec. 215.21 "Standards for Financial Management Systems" requires:

Documentation in support of monthly billings must include:

- invoice containing description and amount for each expense item for which reimbursement is requested including amounts specified in the contract for utilities, maintenance & janitorial services and fax lines;
- listing of teachers by name with annual salary and related employee benefits;
- listing of teacher assistants by name with annual salary and related employee benefits;
- copy of invoice for transportation costs related to field trips;
- copy of invoice (or registration/confirmation form) for field trip entrance fees;
- copy of invoice for classroom supplies;
- for nutrition services — a separate invoice with supporting detail of number of meals and snacks served each month by type and by day.

CONSENT AGENDA ITEM
April 19, 2021

TOPIC: Consider Approval of a Request for General Waiver Regarding the Compensatory Education for Home Instruction (CEHI) Program.

SUBMITTED BY: Imelda Little, Executive Director of Academic Support Services and Sofia Galvan, Director of At-Risk & Responsive Services

BACKGROUND: Compensatory Education Homebound Instruction is the mandatory support service component districts offer in a Pregnancy Related (PRS) Program. CEHI must consist of face-to-face contact with a certified teacher of the district providing academic services to the student. The On-Campus Pregnancy Related Services waiver allows pregnancy related services and CEHI to be offered on-campus for eligible students during their prenatal, postpartum, and extended postpartum recovery periods. Without the waiver the services must only be provided in the home or at the hospital bedside. The waiver would grant Irving ISD permission to provide on-campus CEHI to students in the Teenage Pregnant and Parenting Students (TAPPS) Program at the Barbara Cardwell Preparatory Center.

ADMINISTRATIVE RECOMMENDATION: Administration recommends approval for submitting a 3-year Compensatory Education Homebound Instruction waiver application through TEA.

RECOMMENDED BOARD MOTION: I move the Board approve the request for a 3-year Compensatory Education Homebound Instruction waiver.

CONSENT AGENDA ITEM – BIDS
4/19/2021

TOPIC: Consider Approval of Item No. 2021-23 Approving the Renewal of Award of Request for Proposal (RFP) #15-23-861 for the Purchase of Hosted VOIP Telephone Services

SUBMITTED BY: (A. McQuarters / J. Pilgrim)

BACKGROUND: On December 14, 2015, the Irving ISD Board of Trustees approved the award of RFP #15-23-861 for Hosted Voice over IP (VOIP) Telephone Services to Affiliated Comnet. The term of the original award was for five years, from July 1, 2016 to June 30, 2021, with the district's option to renew for five (5) additional one-year periods through July 31, 2026. Irving ISD currently has over 4,000 VoIP Telephone lines throughout the district. Each campus has from 21 to 243 VOIP Telephone lines for classrooms, administration staff, and other devices that require local digital telecommunication services. Affiliated Comnet has provided and serviced this equipment over the past five years and has performed satisfactorily, consistently meeting the district's needs. The Administration therefore request that the Board approve the renewal of this award. Rather than requesting a one year approval, the Administration is requesting approval of a three (3) year commitment, with two (2) annual renewal options. Affiliated Comnet has offered the district a monthly discount based on a three-year commitment.

FUNDING SOURCE: General Funds

COSTS: Estimated \$160,000 Annually

ADMINISTRATIVE RECOMMENDATION: The Administration recommends the Board Approve the Renewal of Award for RFP #15-23-861 for the Hosted VOIP Telephone Services for three (3) years with two (2) one-year renewal options.

RECOMMENDED BOARD ACTION: I Move the Board Approve the Renewal of Award for RFP #15-23-861 for the Purchase of Hosted VOIP Telephone Services for three (3) years with two (2) one-year renewal options.

Additional Agenda Sheets Attached: Yes No

AGENDA SHEET

Meeting Date:4/19/2021


Topic: Consider Approval of Item No. 2021-23 Approving the Renewal of Award of Request for Proposal (RFP) #15-23-861 for the Purchase of Hosted VOIP Telephone Services

| | |
|--|--|
| Item No. | 2021-23 |
| Recommended Vendor(s) | Affiliated Comnet |
| Contract Type (e.g. Co-op, RFP) | Request for Proposal (RFP #15-23-861 |
| Contract Term or One Time Purchase | Three Years with the Option to renew for two (2) additional one-year periods |
| Sole Source Vendor & Documentation | Not Applicable |
| Vendor is at least 51% woman or minority business | <input type="checkbox"/> Yes <input checked="" type="checkbox"/> No |

TO THE BEST OF MY KNOWLEDGE, THE RECOMMENDED VENDOR(S) PROVIDES THE BEST VALUE FOR THE DESCRIBED GOODS OR SERVICES. I FURTHER CERTIFY THE ADMINISTRATION HAS COMPLETED WITH THE PROCUREMENT PROCEDURES REQUIRED BY APPLICABLE STATE AND FEDERAL STATUTES AND REGULATIONS, BOARD POLICY CH(LOCAL).



 JEROME PILGRIM
 DIRECTOR OF PURCHASING



 ALVIN MCQUARTERS
 CHIEF OF TECHNOLOGY AND
 INNOVATION

Attachments:

1. Memo from Alvin McQuarters dated April 7, 2021
2. Memo from Jerome Pilgrim dated April 12, 2021

MEMO

DATE: April 7, 2021

TO: Jerome Pilgrim, Director of Purchasing

FROM: Alvin McQuarters, Chief of Technology and Innovation

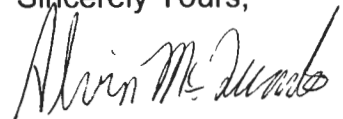
CC: Magda Hernandez, Superintendent
Dr. Jeanne Porter, Deputy Superintendent of School Leadership

RE: Consider Approval to Extend the District's Voice over Internet Protocol (VoIP) Services with Affiliated ComNet

We are **requesting the Irving ISD Board of Trustees to approve extending the VoIP contract** with Affiliated ComNet. The **original terms** of the contract were for **five years (i.e. July 1, 2016 to June 30, 2021)** with the **option to extend for five consecutive one-year extensions** through **July 31, 2026**. We are asking the Board to **approve the extension for three years with two one-year optional extensions**. This request **keeps the same contract termination date of July 31, 2026. This five-year extension request** (i.e., three-year initial commitment with two one-year options for \$12,971 per Month) **also gives the district better pricing than the extension option in the original contract** (i.e., five consecutive one-year options for \$14780 per month).

Per the original terms of the contract and RFP, in any given year of the Agreement, **the district retains the right to terminate for non-appropriations, convenience or default, without penalty, with thirty (30) days notice prior to the then expiration date of the Agreement.**

Sincerely Yours,



Alvin McQuarters



PURCHASING DEPARTMENT

PURCHASING AWARD RECOMMENDATION

Date: April 12, 2021

TO: Board of Trustees
Magda Hernandez, Superintendent of Schools

FROM: Jerome Pilgrim, Director of Purchasing, Irving Independent School District

SUBJECT: **Recommendation for Renewal of Award of RFP 15-23-861 for Hosted VoIP Telephone Service**


Purchasing concurs with the recommendation from the Irving ISD Chief of Technology and Innovation to renew the award RFP 15-23-861 for Hosted VOIP Telephone Service, to Affiliated ComNet, in the estimated amount of \$160,000 annually over five (5) years.

On December 14, 2015, the Board of Trustees approved the original award of these services to Affiliated Comnet. The **original terms** of the contract were for **five years (i.e. July 1, 2016 to June 30, 2021)** with the **option to extend for five consecutive one-year extensions** through **July 31, 2026**.

Irving ISD currently has over 4,000 VoIP telephone lines throughout the school district. Each respective campus has from 21 to 243 VoIP telephone lines for classrooms, administration, staff, and other devices that require local digital telecommunication services.

The renewal will be for three years (July 2021 – July 2024) with two one-year optional extensions. This request keeps the same contract termination date of July 31, 2026.

TO THE BEST OF MY KNOWLEDGE, THE RECOMMENDED VENDOR PROVIDES THE BEST VALUE FOR THE DESCRIBED SERVICES. I FURTHER CERTIFY THE ADMINISTRATION HAS COMPLETED THE PROCUREMENT PROCEDURES REQUIRED BY APPLICABLE STATE AND FEDERAL STATUTES AND REGULATIONS, BOARD POLICY CH(L)OCAL).

A handwritten signature in blue ink, which appears to read "Jerome Pilgrim", is written over a horizontal line. Below the line, the name "JEROME PILGRIM" and the title "DIRECTOR OF PURCHASING" are printed in a black, sans-serif font.

JEROME PILGRIM
DIRECTOR OF PURCHASING

CONSENT AGENDA ITEM – BIDS
4/19/2021

TOPIC: Consider Approval of Item No. 2021-24 Approving the Renewal of Award for Request for Proposal (RFP) #18-07-914C for the Purchase of Concrete Patching, Paving and Curbs

SUBMITTED BY: (J. Scrivner / J. Pilgrim)

BACKGROUND: On May 28, 2018 the Board of Trustees approved the award of Request for Proposal (RFP) #18-07-914C for the purchase of Concrete Patching, Paving and Curb Services. Multiple vendors were awarded to ensure availability of sufficient vendors to meet the District’s various concrete needs. The awarded vendor has provided satisfactory service and products in accordance with the specifications, pricing, and terms of the award. Purchases are made on an as needed basis throughout the year. This is not an exclusive award as the District reserves the right to procure from other cooperative contract vendors when appropriate. This the final year of three (3) annual renewal options.

FUNDING SOURCE: Various Local Funds

COSTS: Estimated \$150,000.00

ADMINISTRATIVE RECOMMENDATION: The Administration recommends the Board Approve the Renewal of Request for Proposal (RFP) #18-07-914C for Concrete Patching, Paving and Curbs for the final year of three (3) annual renewal options.

RECOMMENDED BOARD ACTION: I move that the Board approve the renewal of Award for Request of Proposal (RFP) #18-07-914C for Concrete Patching, Paving and Curb Services for the final year of three (3) renewal options.

Additional Agenda Sheets Attached: Yes No


AGENDA SHEET

Meeting Date:4/19/2021

Topic: Consider Approval of Item No. 2021-24 Approving the Renewal of Award for Request for Proposal (RFP) #18-07-914C for the Purchase of Concrete Patching, Paving and Curbs

| | |
|--|--|
| Item No. | 2021-24 |
| Recommended Vendor(s) | Concord Commercial Services H & H Concrete on Demand Overland Services Reeder Concrete Inc. |
| Contract Type (e.g. Co-op, RFP) | RFP #18-07-914C |
| Contract Term or One Time Purchase | Final year of three (3) annual renewal options |
| Sole Source Vendor & Documentation | N/A |
| Vendor is at least 51% woman or minority business | <input type="checkbox"/> Yes <input checked="" type="checkbox"/> No |

TO THE BEST OF MY KNOWLEDGE, THE RECOMMENDED VENDOR(S) PROVIDES THE BEST VALUE FOR THE DESCRIBED GOODS OR SERVICES. I FURTHER CERTIFY THE ADMINISTRATION HAS COMPLETED WITH THE PROCUREMENT PROCEDURES REQUIRED BY APPLICABLE STATE AND FEDERAL STATUTES AND REGULATIONS, BOARD POLICY CH(LOCAL).



 JEROME PILGRIM
 DIRECTOR OF PURCHASING



 JIM SCRIVNER
 EXECUTIVE DIRECTOR OF
 FACILITIES AND SUPPORT
 SERVICES

Attachments:

1. Memo from Todd Lane dated April 12, 2021
2. Memo from Jerome Pilgrim dated April 9, 2021



MEMO

DATE: April 12, 2021

TO: Jerome Pilgrim
Director of Purchasing

FROM: Todd Lane
Grounds & Environmental Quality Manager

CC: Jim Scrivner
Division Director of Facilities & School Support Services

RE: Consider Renewal of Award for Request for Proposal RFP # 18-07-914C
for Concrete Patching, Paving, and Curbs

We are requesting the Irving ISD Board of Trustees approve the renewal of the award to Concord Commercial Services Inc., Reeder Concrete Inc., H&H Concrete on Demand, and Overland Services Inc., to provide concrete services to Irving Independent School District.

The awarded vendors have provided satisfactory service and products in accordance with specifications, pricing and terms of award.

Sources of Funding: Special Project Funds/Maintenance Review Funds/ Local Grounds Funds

PURCHASING RENEWAL RECOMMENDATION

Date: April 9, 2021

TO: Board of Trustees,
Magda Hernandez, Superintendent of Schools

FROM: Jerome Pilgrim, Director of Purchasing,
Irving Independent School District


SUBJECT: **Recommendation: Approving Renewal of Request for Proposal (RFP) No. 18-07-914C for Concrete Patching, Paving, and Curbs**

On May 29, 2018 the Board of Trustees approved the award of Request for Proposal (RFP) No. 18-07-914C for the purchase of Concrete Patching, Paving and Curbs. Multiple vendors were approved.

The awarded vendors have provided satisfactory service and products in accordance with the specifications, pricing and terms of the award; therefore, Purchasing concur with the recommendation to renew RFP No. 18-07-914C for an additional year.

This is not an exclusive award as the district reserves the right to procure from other cooperative contract vendors when appropriate.

TO THE BEST OF MY KNOWLEDGE, THE RECOMMENDED VENDORS PROVIDE THE BEST VALUE FOR THE DESCRIBED SERVICES. I FURTHER CERTIFY THE ADMINISTRATION HAS COMPLETED WITH THE PROCUREMENT PROCEDURES REQUIRED BY APPLICABLE STATE AND FEDERAL STATUTES AND REGULATIONS, BOARD POLICY CH(LOCAL).



JEROME PILGRIM
DIRECTOR OF PURCHASING

CONSENT AGENDA ITEM

4/19/2021

TOPIC: Consider Approval of Final Payment and Closeout Documentation for the Irving ISD Roof Repair Project at Elliott Elementary

SUBMITTED BY: Jim Scrivner, Executive Director of Facilities and School Support Services

BACKGROUND: On June 29, 2020, the Board of Trustees approved a contract with Castro Roofing of Texas for Roof Repairs at Elliott Elementary School in the amount of \$1,482,600.

In review, the project included replacing all the existing roof sections, wind screening around HVAC equipment and replacing natural gas lines located on the roof.

The work has been completed and the project is ready for closeout. The district is well satisfied with the result. As a part of the closeout documentation, a change order is included that returns \$14,238.28 to the district, resulting in the final contract amount being \$1,468,361.72

ADMINISTRATIVE RECOMMENDATION: The administration recommends the approval of Final Payment and Closeout Documentation for the Irving ISD Roof Repair Project at Elliott Elementary.

RECOMMENDED BOARD MOTION: (To be used only if item is pulled from the Consent Agenda for a separate vote) Click here to enter text.

Additional Agenda Sheets Attached: Yes No

AGENDA SHEET

Meeting Date:4/19/2021

Topic: Consider Approval of Final Payment and Closeout Documentation for the Irving ISD Roof Repair Project at Elliott Elementary

Attachments:

1. Final Payment Application
2. Final Change Order
3. Contractor's Affidavit of Payment of Debts and Claims
4. Contractors' Affidavit of Release of Liens
5. Consent of Surety to Final Payment

Application and Certificate for Payment

| | | | |
|---|---|---|---|
| TO OWNER: Irving ISD 2621 West Airport Freeway Irving, Texas 75062 | PROJECT: Elliott ES 1900 S Story Rd Irving, TX 75060 | APPLICATION NO: Five (5) PERIOD TO: November 30, 2020 | Distribution to: OWNER: <input type="checkbox"/> ARCHITECT: <input type="checkbox"/> CONTRACTOR: <input type="checkbox"/> FIELD: <input type="checkbox"/> OTHER: <input type="checkbox"/> |
| FROM Castro Roofing of Texas, LLC. CONTRACTOR: 4854 Olson Drive Dallas, Texas 75227 | VIA ARCHITECT: | CONTRACT FOR: General Construction CONTRACT DATE: December 31, 2020 PROJECT NOS: / / | |

CONTRACTOR'S APPLICATION FOR PAYMENT

Application is made for payment, as shown below, in connection with the Contract. AIA Document G703[®], Continuation Sheet, is attached.

| | |
|--|----------------|
| 1. ORIGINAL CONTRACT SUM | \$1,482,600.00 |
| 2. NET CHANGE BY CHANGE ORDERS | -\$14,238.28 |
| 3. CONTRACT SUM TO DATE (Line 1 ± 2) | \$1,468,361.72 |
| 4. TOTAL COMPLETED & STORED TO DATE (Column G on G703) | \$1,468,361.72 |
| 5. RETAINAGE: | |
| a. <u>5.00</u> % of Completed Work (Column D + E on G703) | \$0.00 |
| b. <u>0</u> % of Stored Material (Column F on G703) | \$0.00 |
| Total Retainage (Lines 5a + 5b or Total in Column I of G703) | \$0.00 |
| 6. TOTAL EARNED LESS RETAINAGE | \$1,468,361.72 |
| (Line 4 Less Line 5 Total) | |
| 7. LESS PREVIOUS CERTIFICATES FOR PAYMENT | \$1,111,735.60 |
| (Line 6 from prior Certificate) | |
| 8. CURRENT PAYMENT DUE | \$356,626.12 |
| 9. BALANCE TO FINISH, INCLUDING RETAINAGE (Line 3 less Line 6) | \$0.00 |


| CHANGE ORDER SUMMARY | ADDITIONS | DEDUCTIONS |
|--|-----------|--------------|
| Total changes approved in previous months by Owner | \$0.00 | \$14,238.28 |
| Total approved this Month | \$0.00 | \$0.00 |
| TOTALS | \$0.00 | \$14,238.28 |
| NET CHANGES by Change Order | | -\$14,238.28 |

The undersigned Contractor certifies that to the best of the Contractor's knowledge, information and belief the Work covered by this Application for Payment has been completed in accordance with the Contract Documents, that all amounts have been paid by the Contractor for Work for which previous Certificates for Payment were issued and payments received from the Owner, and that current payment shown herein is now due.

CONTRACTOR:
By: _____ Date: March 29, 2021
State of: Texas

County of: Dallas
Subscribed and sworn to before
me this 29th day of March, 2021

Notary Public: Synda Ameszquita
My Commission expires: 11-13-2023



ARCHITECT'S CERTIFICATE FOR PAYMENT

In accordance with the Contract Documents, based on on-site observations and the data comprising this application, the Architect certifies to the Owner that to the best of the Architect's knowledge, information and belief the Work has progressed as indicated, the quality of the Work is in accordance with the Contract Documents, and the Contractor is entitled to payment of the AMOUNT CERTIFIED.

AMOUNT CERTIFIED

\$356,626.12

(Attach explanation if amount certified differs from the amount applied. Initial all figures on this Application and on the Continuation Sheet that are changed to conform with the amount certified.)

ARCHITECT: CONSULTANT
By:
Date: 4/14/2021

This Certificate is not negotiable. The AMOUNT CERTIFIED is payable only to the Contractor named herein. Issuance, payment and acceptance of payment are without prejudice to any rights of the Owner or Contractor under this Contract.

Continuation Sheet

AIA Document G702®, Application and Certification for Payment, or G732™, Application and Certificate for Payment, Construction Manager as Adviser Edition, containing Contractor's signed certification is attached.
Use Column I on Contracts where variable retainage for line items may apply.

APPLICATION NO: Five (5)
APPLICATION DATE: December 24, 2020
PERIOD TO: December 31, 2020
ARCHITECT'S PROJECT NO:

| A ITEM NO. | B DESCRIPTION OF WORK | C SCHEDULED VALUE | D WORK COMPLETED | | F MATERIALS PRESENTLY STORED (NOT IN D OR E) | G TOTAL COMPLETED AND STORED TO DATE (D + E + F) | | H BALANCE TO FINISH (C - G) | I RETAINAGE (IF VARIABLE RATE) |
|---------------|--------------------------|----------------------|-----------------------------------|-------------|---|---|---------|--------------------------------|-----------------------------------|
| | | | FROM PREVIOUS APPLICATION (D + E) | THIS PERIOD | | % (G ÷ C) | | | |
| 1 | MOBILIZATION | 12,000.00 | 12,000.00 | 0.00 | 0.00 | 12,000.00 | 100.00% | 0.00 | 0.00 |
| | | 0.00 | 0.00 | 0.00 | 0.00 | 0.00 | 0.00% | 0.00 | 0.00 |
| 2 | SUBMITTALS | 8,000.00 | 8,000.00 | 0.00 | 0.00 | 8,000.00 | 100.00% | 0.00 | 0.00 |
| | | 0.00 | 0.00 | 0.00 | 0.00 | 0.00 | 0.00% | 0.00 | 0.00 |
| 3 | BUR MOD BIT | 0.00 | 0.00 | 0.00 | 0.00 | 0.00 | 0.00% | 0.00 | 0.00 |
| | Materials | 658,759.91 | 625,822.00 | 32,937.91 | 0.00 | 658,759.91 | 100.00% | 0.00 | 0.00 |
| | Labor | 510,085.09 | 357,060.00 | 153,025.09 | 0.00 | 510,085.09 | 100.00% | 0.00 | 0.00 |
| | | 0.00 | 0.00 | 0.00 | 0.00 | 0.00 | 0.00% | 0.00 | 0.00 |
| 4 | SHEET METAL | 0.00 | 0.00 | 0.00 | 0.00 | 0.00 | 0.00% | 0.00 | 0.00 |
| | Materials | 120,255.00 | 90,191.00 | 30,064.00 | 0.00 | 120,255.00 | 100.00% | 0.00 | 0.00 |
| | Labor | 102,900.00 | 77,175.00 | 25,725.00 | 0.00 | 102,900.00 | 100.00% | 0.00 | 0.00 |
| | | 0.00 | 0.00 | 0.00 | 0.00 | 0.00 | 0.00% | 0.00 | 0.00 |
| | | 0.00 | 0.00 | 0.00 | 0.00 | 0.00 | 0.00% | 0.00 | 0.00 |
| | | 0.00 | 0.00 | 0.00 | 0.00 | 0.00 | 0.00% | 0.00 | 0.00 |
| 6 | Change Order #1 | 0.00 | 0.00 | 0.00 | 0.00 | 0.00 | 0.00% | 0.00 | 0.00 |
| | Gas Lines | 32,965.90 | 0.00 | 32,965.90 | 0.00 | 32,965.90 | 100.00% | 0.00 | 0.00 |
| | | 0.00 | 0.00 | 0.00 | 0.00 | 0.00 | 0.00% | 0.00 | 0.00 |
| 7 | Change Order #2 | 0.00 | 0.00 | 0.00 | 0.00 | 0.00 | 0.00% | 0.00 | 0.00 |
| | Gas Lines Add | 21,620.50 | 0.00 | 21,620.50 | 0.00 | 21,620.50 | 100.00% | 0.00 | 0.00 |
| | | 0.00 | 0.00 | 0.00 | 0.00 | 0.00 | 0.00% | 0.00 | 0.00 |
| 8 | Change Order #3 | 0.00 | 0.00 | 0.00 | 0.00 | 0.00 | 0.00% | 0.00 | 0.00 |

| A | B | C | D | E | F | G | | H | I |
|----------|---|-----------------------|-----------------------------------|---------------------|--|--|----------------|---------------------------|------------------------------|
| ITEM NO. | DESCRIPTION OF WORK | SCHEDULED VALUE | WORK COMPLETED | | MATERIALS PRESENTLY STORED (NOT IN D OR E) | TOTAL COMPLETED AND STORED TO DATE (D + E + F) | % (G ÷ C) | BALANCE TO FINISH (C - G) | RETAINAGE (IF VARIABLE RATE) |
| | | | FROM PREVIOUS APPLICATION (D + E) | THIS PERIOD | | | | | |
| | Add Flex Lines to six(6) AC units and seal conduit to two (2) units | 1,775.32 | 0.00 | 1,775.32 | 0.00 | 1,775.32 | 100.00% | 0.00 | 0.00 |
| | | 0.00 | 0.00 | 0.00 | 0.00 | 0.00 | 0.00% | 0.00 | 0.00 |
| | GRAND TOTAL | \$1,468,361.72 | \$1,170,248.00 | \$298,113.72 | \$0.00 | \$1,468,361.72 | 100.00% | \$0.00 | \$0.00 |

ARMKO 2020 IRVING ISD-ELLIOTT ROOFING PROJECT ACCOUNTING

| Job # | Project Name | Contractor | Proposal Authorization / Change Order | | | | Contract Less Contingency |
|-------|--------------|------------|---------------------------------------|--|--|--|---------------------------|
|-------|--------------|------------|---------------------------------------|--|--|--|---------------------------|

Contract Decreased

| | | Date | PA/CO# | Description | Amount | Balance | | |
|-----------------------|------------------------------|----------------|------------|-------------|---|--------------------|-------------|----------------|
| 20-1031-30 Elliott ES | Castro Roofing | | | | | \$70,600.00 | | \$1,468,361.72 |
| | <i>Original Contract:</i> | \$1,482,600.00 | 11/17/2020 | PA #1 | Replace all existing gas lines from the roof to connect the furnaces in the school. | (\$21,620.50) | \$48,979.50 | 145 |
| | <i>CO 1:</i> | \$0.00 | 11/17/2020 | PA #2 | Replace existing gas lines on roof entirely. | (\$32,965.90) | \$16,013.60 | |
| | <i>New Contract Sum FCO:</i> | \$1,482,600.00 | 3/24/2021 | PA #4 | Add flex lines to six (6) AC units, and add seal conduit to two (2) units. | (\$1,775.32) | \$14,238.28 | |
| | | | | | | | \$14,238.28 | |

Total Contract Sum: \$1,482,600.00

Remaining Contingency Balance : \$14,238.28

New Contract Sum: \$1,468,361.72



AIA Document G706™ – 1994

Contractor's Affidavit of Payment of Debts and Claims

| | | |
|--|---|--------------------------------------|
| PROJECT: <i>(Name and address)</i> Elliott ES 1900 S Story Rd, Irving, TX 75060 | ARCHITECT'S PROJECT NUMBER: | OWNER: <input type="checkbox"/> |
| TO OWNER: <i>(Name and address)</i> 4854 Olson Dr | CONTRACT FOR: General Construction | ARCHITECT: <input type="checkbox"/> |
| | CONTRACT DATED: 06/29/2020 | CONTRACTOR: <input type="checkbox"/> |
| | | SURETY: <input type="checkbox"/> |
| | | OTHER: <input type="checkbox"/> |

STATE OF: TEXAS
COUNTY OF: DALLAS

The undersigned hereby certifies that, except as listed below, payment has been made in full and all obligations have otherwise been satisfied for all materials and equipment furnished, for all work, labor, and services performed, and for all known indebtedness and claims against the Contractor for damages arising in any manner in connection with the performance of the Contract referenced above for which the Owner or Owner's property might in any way be held responsible or encumbered.

EXCEPTIONS:

SUPPORTING DOCUMENTS ATTACHED HERETO:

- Consent of Surety to Final Payment. Whenever Surety is involved, Consent of Surety is required. AIA Document G707, Consent of Surety, may be used for this purpose
Indicate Attachment Yes No


The following supporting documents should be attached hereto if required by the Owner:

- Contractor's Release or Waiver of Liens, conditional upon receipt of final payment.
- Separate Releases or Waivers of Liens from Subcontractors and material and equipment suppliers, to the extent required by the Owner, accompanied by a list thereof.
- Contractor's Affidavit of Release of Liens (AIA Document G706A).

CONTRACTOR: *(Name and address)*

Castro Roofing of Texas LLC
4854 Olson Drive, Dallas, TX 75227


BY:


(Signature of authorized representative)

Carlos Valdez, VP of Finance & Operations
(Printed name and title)

Subscribed and sworn to before me on this date: 03/24/21

Notary Public: 
My Commission Expires: 11-13-2023





AIA[®] Document G706A[™] – 1994

Contractor's Affidavit of Release of Liens

| | | |
|--|---|--|
| PROJECT: <i>(Name and address)</i> Elliott ES 1900 S Story Rd, Irving, TX 75060 | ARCHITECT'S PROJECT NUMBER: Pay App #5 CONTRACT FOR: General Construction CONTRACT DATED: 06/29/2020 | OWNER: <input type="checkbox"/> ARCHITECT: <input type="checkbox"/> CONTRACTOR: <input type="checkbox"/> SURETY: <input type="checkbox"/> OTHER: <input type="checkbox"/> |
| TO OWNER: <i>(Name and address)</i> Irving ISD 2621 West Airport Freeway Irving, Texas 75062 | | |

STATE OF: TEXAS
COUNTY OF: DALLAS

The undersigned hereby certifies that to the best of the undersigned's knowledge, information and belief, except as listed below, the Releases or Waivers of Lien attached hereto include the Contractor, all Subcontractors, all suppliers of materials and equipment, and all performers of Work, labor or services who have or may have liens or encumbrances or the right to assert liens or encumbrances against any property of the Owner arising in any manner out of the performance of the Contract referenced above.

EXCEPTIONS:

SUPPORTING DOCUMENTS ATTACHED HERETO:

1. Contractor's Release or Waiver of Liens, conditional upon receipt of final payment.
2. Separate Releases or Waivers of Liens from Subcontractors and material and equipment suppliers, to the extent required by the Owner, accompanied by a list thereof.

CONTRACTOR: *(Name and address)*
Castro Roofing of Texas LLC
4854 Olson Drive Dallas, Texas 75227

BY:


(Signature of authorized representative)

Carlos Valdez, VP of Finance & Operations

(Printed name and title)

Subscribed and sworn to before me on this date: 3/31/21

Notary Public: *Lynda Ameskita*
My Commission Expires: *11-13-2023*





AIA[®]

Document G707™ – 1994

Consent Of Surety to Final Payment

| | | |
|--|---|---|
| PROJECT: <i>(Name and address)</i> Elliott ES 1900 S Story Rd, Irving, TX 75060 | ARCHITECT'S PROJECT NUMBER: CONTRACT FOR: General Construction | OWNER: <input checked="" type="checkbox"/> ARCHITECT: <input type="checkbox"/> CONTRACTOR: <input type="checkbox"/> SURETY: <input type="checkbox"/> OTHER: <input type="checkbox"/> |
| TO OWNER: <i>(Name and address)</i> Irving ISD 2621 West Airport Freeway Irving, Texas 75062 | CONTRACT DATED: 06/29/2020 | |

In accordance with the provisions of the Contract between the Owner and the Contractor as indicated above, the
(Insert name and address of Surety)

Sure Tec Insurance Company
2103 City West Blvd., Suite 1300
Houston, TX 77042
(713) 812-0800

, SURETY,

on bond of
(Insert name and address of Contractor)

Castro Roofing of Texas LLC
4854 Olson Drive Dallas, TX 75227

, CONTRACTOR,

hereby approves of the final payment to the Contractor, and agrees that final payment to the Contractor shall not relieve the Surety of any of its obligations to
(Insert name and address of Owner)

Irving ISD
2621 West Airport Freeway
Irving, Texas 75062

, OWNER,

as set forth in said Surety's bond.

IN WITNESS WHEREOF, the Surety has hereunto set its hand on this date: March 30th, 2021
(Insert in writing the month followed by the numeric date and year.)

SureTec Insurance Company
(Surety)


(Signature of authorized representative)

Felix Navejar, Attorney-in-Fact
(Printed name and title)

Attest: 
(Seal): Eric Lesch, Witness



AIA Document G707™ – 1994. Copyright © 1982 and 1994 by The American Institute of Architects. All rights reserved. The "American Institute of Architects," "AIA," the AIA Logo, and "AIA Contract Documents" are registered trademarks and may not be used without permission. This document was produced by AIA software at 17:13:35 CT on 03/29/2021 under Order No.8420899982 which expires on 03/21/2022, is not for resale, is licensed for one-time use only, and may only be used in accordance with the AIA Contract Documents® Terms of Service. To report copyright violations, e-mail copyright@aia.org.
User Notes: (3B9ADA6F)

Obligee: Irving Independent School District
Project: Irving ISD Roof Repair Project at Elliot Elementary
Principal: Castro Roofing of Texas, LLC
Bond #: 4435896

POA #: 4221029

SureTec Insurance Company

LIMITED POWER OF ATTORNEY

Know All Men by These Presents, That SURETEC INSURANCE COMPANY (the "Company"), a corporation duly organized and existing under the laws of the State of Texas, and having its principal office in Houston, Harris County, Texas, does by these presents make, constitute and appoint

Clem F. Lesch, Eric Lesch, Melissa Lesch, Felix Navejar

its true and lawful Attorney-in-fact, with full power and authority hereby conferred in its name, place and stead, to execute, acknowledge and deliver any and all bonds, recognizances, undertakings or other instruments or contracts of suretyship to include waivers to the conditions of contracts and consents of surety for, providing the bond penalty does not exceed

Five Million and 00/100 Dollars (\$5,000,000.00)

and to bind the Company thereby as fully and to the same extent as if such bond were signed by the CEO, sealed with the corporate seal of the Company and duly attested by its Secretary, hereby ratifying and confirming all that the said Attorney-in-Fact may do in the premises. Said appointment is made under and by authority of the following resolutions of the Board of Directors of the SureTec Insurance Company:

Be it Resolved, that the President, any Vice-President, any Assistant Vice-President, any Secretary or any Assistant Secretary shall be and is hereby vested with full power and authority to appoint any one or more suitable persons as Attorney(s)-in-Fact to represent and act for and on behalf of the Company subject to the following provisions:

Attorney-in-Fact may be given full power and authority for and in the name of and of behalf of the Company, to execute, acknowledge and deliver, any and all bonds, recognizances, contracts, agreements or indemnity and other conditional or obligatory undertakings and any and all notices and documents canceling or terminating the Company's liability thereunder, and any such instruments so executed by any such Attorney-in-Fact shall be binding upon the Company as if signed by the President and sealed and effected by the Corporate Secretary.

Be it Resolved, that the signature of any authorized officer and seal of the Company heretofore or hereafter affixed to any power of attorney or any certificate relating thereto by facsimile, and any power of attorney or certificate bearing facsimile signature or facsimile seal shall be valid and binding upon the Company with respect to any bond or undertaking to which it is attached. (Adopted at a meeting held on 20th of April, 1999.)

In Witness Whereof, SURETEC INSURANCE COMPANY has caused these presents to be signed by its CEO, and its corporate seal to be hereto affixed this 25th day of November, A.D. 2019.




SURETEC INSURANCE COMPANY

By: [Signature]
John Knox Jr., CEO

State of Texas ss:
County of Harris

On this 25th day of November, A.D. 2019 before me personally came John Knox Jr., to me known, who, being by me duly sworn, did depose and say, that he resides in Houston, Texas, that he is CEO of SURETEC INSURANCE COMPANY, the company described in and which executed the above instrument; that he knows the seal of said Company; that the seal affixed to said instrument is such corporate seal; that it was so affixed by order of the Board of Directors of said Company; and that he signed his name thereto by like order.



[Signature]
Jacquelyn Greenleaf, Notary Public
My commission expires May 18, 2021

I, M. Brent Beaty, Assistant Secretary of SURETEC INSURANCE COMPANY, do hereby certify that the above and foregoing is a true and correct copy of a Power of Attorney, executed by said Company, which is still in full force and effect; and furthermore, the resolutions of the Board of Directors, set out in the Power of Attorney are in full force and effect.

Given under my hand and the seal of said Company at Houston, Texas this 30th day of March, 2021, A.D.

[Signature]
M. Brent Beaty, Assistant Secretary

Any instrument issued in excess of the penalty stated above is totally void and without any validity. 4221029
For verification of the authority of this power you may call (713) 812-0800 any business day between 8:30 am and 6:00 pm CST.

CONSENT AGENDA ITEM – BIDS
4/19/2021

TOPIC: Consider Approval of Item No. 2021-25 Approving the Award of Request for Proposal (RFP) #21-78-892 for Athletic Supplies, Accessories and Services

SUBMITTED BY: (C. Roddy / J. Pilgrim)

BACKGROUND: On April 7, 2021, the District received responses from sixty-five (65) vendors in response to (RFP) #21-78-892 for Athletic Supplies, Accessories and Services. The proposals were evaluated and found to comply with the minimum requirements outlined in the Request for Proposals. The vendors approved qualify to provide supplies, accessories, and services for the Athletic Department on an “as needed basis”. The multiple source award will ensure the District receives discounted and competitive pricing as well as provide availability of sufficient vendors to meet the District’s need for athletic supplies, accessories, and services to support various sports (refer to Attachment A) and other needs of the District athletic programs. Purchasing concurs with the recommendation from the Athletic Department. The award is for a term of one (1) year with the option to renew for five (5) additional twelve (12) month periods.

FUNDING SOURCE: Local Funds

COSTS: Estimated Cost \$350,000 annually

ADMINISTRATIVE RECOMMENDATION: The Administration recommends the Board Approve the Award of (RFP) #21-78-892 for Athletic Supplies, Accessories and Services for one (1) year with the option to renew for five (5) additional twelve (12) month periods.

RECOMMENDED BOARD ACTION: I Move the Board Approve the Award of RFP #21-78-892 for Athletic Supplies, Accessories and Services

Additional Agenda Sheets Attached: Yes No

AGENDA SHEET

Meeting Date:4/19/2021

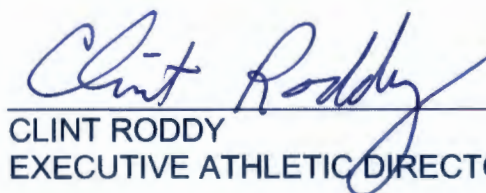
Topic: Consider Approval of Item No.2021-25 Approving the Award of Request for Proposal (RFP) #21-78-892 for Athletic Supplies, Accessories and Services.

| | |
|--|---|
| Item No. | 2021-25 |
| Recommended Vendor(s) | Various Vendors |
| Contract Type (e.g. Co-op, RFP) | RFP |
| Contract Term or One Time Purchase | One (1) year, with five (5) optional annual renewal options |
| Sole Source Vendor & Documentation | NA |
| Vendor is at least 51% woman or minority business | <input type="checkbox"/> Yes <input checked="" type="checkbox"/> No |

TO THE BEST OF MY KNOWLEDGE, THE RECOMMENDED VENDOR(S) PROVIDES THE BEST VALUE FOR THE DESCRIBED GOODS OR SERVICES. I FURTHER CERTIFY THE ADMINISTRATION HAS COMPLETED THE PROCUREMENT PROCEDURES REQUIRED BY APPLICABLE STATE AND FEDERAL STATUTES AND REGULATIONS, BOARD POLICY CH(LOCAL).



JEROME PILGRIM
DIRECTOR OF PURCHASING



CLINT RODDY
EXECUTIVE ATHLETIC DIRECTOR

Attachments:

1. Memo from Clint Roddy dated April 9, 2021
2. Award Recommendation from Jerome Pilgrim dated April 12, 2021
3. List of Vendors by Category



MEMO

DATE: April 9, 2021

TO: Jerome Pilgrim
Director of Purchasing

FROM: Clint Roddy *cmr*
Executive Athletic Director

RE: Consider Award of Request for Proposal # 21-78-892 for Athletic Supplies, Accessories and Services

We are requesting the Irving ISD Board of Trustees approve the Award of all vendors listed in Exhibit A for Athletic Supplies, Accessories and Services for Irving Independent School District.

We ask that all companies that submitted proposals to the RFP be included so that the Athletic Department can legally procure supplies and services needed at the best value for the district.

Sources of Funding: Athletic budget



PURCHASING DEPARTMENT
PURCHASING AWARD RECOMMENDATION

Date: April 12, 2021

TO: Board of Trustees,
Magda Hernandez, Superintendent of Schools

FROM: Jerome Pilgrim, Director of Purchasing, Irving Independent School District

SUBJECT: Award for RFP #21-78-892 for Athletic Supplies, Accessories and Services

On April 7, 2021, the District received Responses from sixty-five (65) vendors in response to Request for Proposals (RFP) #21-78-892 for Athletic Supplies, Accessories and Services. The award is for one (1) year with the district's option to renew for up to five (5) additional one (1) year periods. Purchasing concurs with the recommendation from the Athletic Department to renew the award to the vendors listed in Exhibit A.

The vendors recommended are primarily utilized by the Athletic Department and Campuses, based on the needs and on an "as needed" basis. The Athletic Department anticipates expenditures in the estimated amount of \$315,000 annually.

TO THE BEST OF MY KNOWLEDGE, THE RECOMMENDED VENDOR PROVIDES THE BEST VALUE FOR THE DESCRIBED SERVICES. I FURTHER CERTIFY THE ADMINISTRATION HAS COMPLETED WITH THE PROCUREMENT PROCEDURES REQUIRED BY APPLICABLE STATE AND FEDERAL STATUTES AND REGULATIONS, BOARD POLICY CH(LOCAL).



JEROME PILGRIM
DIRECTOR OF PURCHASING

**Exhibit A
RFP # 21-78-892 Athletic Supplies, Accessories & Services
Vendors**

| |
|--|
| |
| AAE (Aluminum Athletic Equipment Co) |
| Alert Services, Inc |
| Allied Scoring Tables, Inc |
| America Team Sports |
| ArkDesigns (Kerry Minter) |
| Athletic Services |
| Baden Sports |
| Band Shoppe (Pearison, Inc) |
| Big Game Sports, INC |
| BSN Sports-Equipment |
| BSN Sports-Apparel |
| Bull Market Promotions |
| Champion Teamwear (It's Greek to Me, Inc) |
| Championship Productions, Inc |
| Cheers, ETC1., Inc (Cheers, ETC, Inc) |
| Clever Items, LLC |
| CSB Unlimited, LLC |
| Custom Sportswear, Inc |
| Dan Carey Sporting Goods |
| DanzGear, LLC |
| DFW Impression |
| Dick Pond Athletics, Inc |
| DJO Global Inc. (DJO, LLC) |
| Esix Sportswear, Inc |
| Express Press |
| Gandy Ink |
| Getpoms.com |
| Gilman Gear (Marty Gilman, Inc.) |
| Henry Schein, Inc |
| JimGym Supply (James McKinney) |
| K&V Promotions(Krause & Vaugh Promotions) |
| Knockout Sportswear |
| Korney Board Aids, Inc |
| Leapin' Leotards, LTD |
| Lone Star Athletic Designs, Inc |
| Medco Sports Medicine (Performance Health Supply) |
| Medicaleshop Inc. |
| M-F Athletic/Perform Better/Everything Track & Field (MFAC, LLC |
| Nasco (Nasco Education, LLC |
| Oates Sports |

| |
|---|
| Olen Williams, Inc |
| Performance Course Enterprises |
| Pioneer Athletics (Pioneer Manufacturing Company) |
| Power Systems, Inc. |
| Promaxima |
| Rally Sportswear |
| Rank One Sport |
| Riddell |
| Rogers Athletic Company |
| Romeo Music |
| S&R Sport (Granick Sport, Inc) |
| S&S World Wide |
| School Health Corporation |
| School Speciality, Inc |
| School Tee Factory (Custom Sportswear, Inc) |
| Sports Imports, Inc |
| Sports Radar LTD |
| Swim Shops of the Southwest (Adolph Kiefer & Associates) |
| Team Express (Concoure Team Express |
| Tennis Outlet, Inc |
| Texas Music Festivals Enterprise, Inc |
| The Playwell Group, Inc/Playworks, Inc. |
| The Soccer Corner (Plano Soccer, Inc.) |
| U.S. Games (BSN Sports Inc) |
| Xenith LLC |
| Xtreme Swim, Inc |

CONSENT AGENDA ITEM
4/19/2021

TOPIC: Consider Approval of Item No. 2021-26 Approving the Award of Request for Proposal (RFP) No. 21-49-926 for the Purchase of Student Bus Ridership Tracking Software

SUBMITTED BY: (A. Mejia /A. Smith /J. Pilgrim)

BACKGROUND: On February 2, 2021, pursuant to RFP #21-49-926, Irving ISD received five (5) proposals for the purchase of a Student Bus Ridership Tracking Software. The district wanted a system that met certain minimum general requirements as outlined in Exhibit A (GENERAL REQUIREMENTS). Proposals received were evaluated by an internal district committee including Transportation, Technology, Support Services, School Operations, and Purchasing. Based on the results of the evaluation, Secured Mobility, LLC. / Smart Tag ranked highest as the firm proving the best pricing and value to Irving ISD. The Transportation Department therefore recommends that the Board approve the award to purchase this software from Secured Mobility, LLC. Purchasing concurs with the recommendation. The award will be for an initial term of three (3) years with the district's option to renew for five (5) additional one year periods.

FUNDING SOURCE: General Funds

COSTS: Year 1: \$232,380.19 Year 2: \$76,203.00, Year 3: \$76,203.00

ADMINISTRATIVE RECOMMENDATION: The Administration recommends the Board Approve the Award of RFP No. 21-49-926 for the Purchase of Student Bus Ridership Tracking Software to Secured Mobility, LLC / Smart-Tag for three (3) years with the option to extend for five (5) additional years .

RECOMMENDED BOARD MOTION: I Move the Board Approve the Award of RFP No. 21-49-926 for the Purchase of Student Bus Ridership Tracking Software to Secured Mobility, LLC / Smart-Tag for three (3) years with the option to extend for five (5) additional years

Additional Agenda Sheets Attached: Yes No

AGENDA SHEET

Meeting Date:4/19/2021

Topic: Consider Approval of Item No. 2021-26 Approving the Award of RFP #21-49-926 for the Purchase of a Student Bus Ridership Tracking Software .

| | |
|--|--|
| Item No. | 2021-26 |
| Recommended Vendor(s) | Secured Mobility, LLC / Smart-Tag |
| Contract Type (e.g. Co-op, RFP) | RFP #21-49-926 |
| Contract Term or One Time Purchase | Three (3) years with the option to renew for five (5) additional years |
| Sole Source Vendor & Documentation | N/A |
| Vendor is at least 51% woman or minority business | <input type="checkbox"/> Yes <input checked="" type="checkbox"/> No |

TO THE BEST OF MY KNOWLEDGE, THE RECOMMENDED VENDOR(S) PROVIDES THE BEST VALUE FOR THE DESCRIBED GOODS OR SERVICES. I FURTHER CERTIFY THE ADMINISTRATION HAS COMPLETED THE PROCUREMENT PROCEDURES REQUIRED BY APPLICABLE STATE AND FEDERAL STATUTES AND REGULATIONS, BOARD POLICY CH(LOCAL).



JEROME PILGRIM
DIRECTOR OF PURCHASING



ALEJANDRO MEJIA
DIRECTOR OF TRANSPORTATION SERVICES

ATTACHMENTS:

1. Memo for Alejandro Mejia dated April 7, 2021
2. Memo from Jerome Pilgrim dated April 12, 2021
3. Evaluation Summary

EXHIBIT A – GENERAL REQUIREMENTS

GENERAL REQUIREMENTS OF THE STUDENT RIDERSHIP SOFTWARE

1. The system must leverage RFID technology to improve student safety and security, student management, and communications on school buses.
2. The system must be able to ensure students load onto the correct bus and unload at the correct stop, including their correct school campus. If a student attempts to load onto an incorrect bus or unload at an incorrect stop, the system must alert the driver to prevent that occurrence.
3. The system must provide near real-time information to the Transportation Department, the District Campuses, and the parents while using GPS based monitoring. This information must include the location of the bus throughout the route and identify, by name, which students are on the bus.
4. The system must provide electronic recording and reporting of bus safety inspections (aka pre and post-trip inspections), including the ability for the driver to electronically report defects.
5. The system must have streamlined communication platforms between the transportation department, its drivers, and the campuses, as well as the families that the district serves.
6. The system must have safeguard features to help ensure no student is left on the bus after the route is completed.
7. The system should increase driver, school, and parent awareness of transportation requirements and operations.
8. The system should equip drivers to efficiently and effectively carry out their duties for the safe and secure transporting of students.

AWARD RECOMMENDATION

Date: April 7, 2021

TO: Jerome Pilgrim, Director of Purchasing
Board of Trustees, Magda Hernandez, Superintendent of Schools

THROUGH: Andre Smith, Chief of Schools
Juan Carlos Martinez, Ed.D, Deputy Superintendent of School Operations

FROM: Alejandro Mejia, Director of Transportation

SUBJECT: Approving Award of RFP #21-49-926 for Student Bus Tracking Software

BACKGROUND & HISTORY:

Currently, Irving ISD does not know which students are riding the bus on the first day of school. It usually takes about three weeks for some schools to develop bus rosters. We also don't have the technology or systems in place to alert students or parents if a bus is running late. Lastly, and most importantly, we do not have processes or procedures in place to alert students if they are getting on the right bus or getting off at the wrong stop. This year a Pre-K student left the bus without a parent receiving him, luckily, he walked home but the parents were upset. Another kindergartener was dropped off at the wrong stop as well, luckily another parent assisted him in contacting his parents, however mom was extremely upset. A 6th grade girl was dropped off in a wrong location and once again mom was furious explaining to me all the things that could have happened to her daughter. There was another situation in which two SPED elementary students got on the wrong bus, but luckily, we were able to contact the bus driver to bring them back to their campus. All these situations could have ended negatively. Instead of waiting for something bad to happen to then act, the transportation department is looking for ways to avoid these negative situations and ensure the safety of our students. That is why we need a software solution that would solve the problems mentioned above. Our parents and community deserve the best transportation services available and this will be accomplished by adding a student tracking system to our bus fleet.

PROPOSED SOLUTION:

In December of 2020, Irving ISD Transportation Department worked with the Purchasing Department to issue an RFP for Student Bus Tracking Software and received proposals from the following firms:

1. Dynamic Ideas Routing
2. Rollcall Safety Solutions
3. Secured Mobility, LLC
4. Synovia-Cal/Amp
5. Tyler Technologies, Inc

Many of the firms provided a great solution, however, after evaluating all the proposed solutions, the Smart Tag solution from Secured Mobility, LLC ranked highest in meeting the needs of the district and pricing. Specific features and advantages of the Smart Tag Solution includes the following:


1. Admin Portal – Including Dashboard with live snapshots of operations
2. Campus Portal
3. COVID-19 Wellness Check
4. Driver Recognition Confirmation
5. Driver Alerts and Messaging
6. Electronic Pre/Post Trip Inspections
7. Fleet Wide GPS Locations
8. Turn-by-Turn Navigation
9. Bus Route Confirmation
10. On Bus Ridership by Student Name
11. Multiple Communications Tools
12. Authorized Loading/Unloading Feature
13. Unauthorized Loading/Unloading Feature
14. Seating Charts for Contact Tracing
15. Drop Off Count / Drop Off Banner
16. Wrong Stop Feature
17. Guardian Required Feature
18. Medical Information
19. Bus Breakdown
20. Emergency Request
21. Parent Notification
22. Various Reports

These are just a few of the main features and advantages of the Smart-Tag Solution. Each feature mentioned will allow the district, the Transportation Department, the Campus, and the Parent to physically know where the bus and the child is always during transportation from the school to the child’s assigned destination.

Therefore, I, Alejandro Mejia, Director of Transportation Services, along with the Evaluation Committee, which included members of Technology, School Operations, and Purchasing, recommend that the Board of Trustees approve the award of RFP #21-49-926 for the Purchase of a Student Bus Tracking Software Solution from Secured Mobility, LLC, for the following costs:

| | |
|---------|---------------|
| Year 1: | \$ 232,380.19 |
| Year 2: | \$ 76,203.00 |
| Year 3: | \$ 76,203.00 |
| Year 4: | \$ 76,203.00 |
| Year 5: | \$ 76,203.00 |

The term of award will be for an initial three years (3). The District reserves the right to extend for five (5) additional one (1) year periods.



160 Alejandro Mejia
Director of Transportation Services



PURCHASING DEPARTMENT

PURCHASING AWARD RECOMMENDATION

Date: April 12, 2021

TO: Board of Trustees
Magda Hernandez, Superintendent of Schools

FROM: Jerome Pilgrim, Director of Purchasing, Irving Independent School District

SUBJECT: **Recommendation for Renewal of Award of RFP 21-49-926 for Purchase of a Student Bus Ridership Tracking Software**


Purchasing concurs with the recommendation from the Irving ISD Director of Transportation Services to award RFP #21-49-926 for the **Purchase of a Student Bus Ridership Tracking Software**, to Secured Mobility, LLC. The award is recommended for an initial term of three (3) years with the district's option to renew for five (5) additional one-year periods.

On February 2, 2021, pursuant to RFP #21-49-926, Irving ISD received five (5) proposals for the purchase of a Student Bus Ridership Tracking Software. Proposals were received from:

1. Dynamic Ideas Routing
2. Rollcall Safety Solutions
3. Secured Mobility, LLC
4. Synovia-Cal/Amp
5. Tyler Technologies, Inc

Following evaluation by internal committee consisting of Transportation, Technology, Support Services, School Operations, and Purchasing, Secured Mobility, LLC. was ranked highest in the area of pricing and meeting the district's needs. Purchasing concur with the results of the evaluation and the recommendation.

TO THE BEST OF MY KNOWLEDGE, THE RECOMMENDED VENDOR PROVIDES THE BEST VALUE FOR THE DESCRIBED SERVICES. I FURTHER CERTIFY THE ADMINISTRATION HAS COMPLETED THE PROCUREMENT PROCEDURES REQUIRED BY APPLICABLE STATE AND FEDERAL STATUTES AND REGULATIONS, BOARD POLICY CH(LOCAL).



JEROME PILGRIM
DIRECTOR OF PURCHASING

RFP #21-49-926 For Student Bus Ridership Tracking Software

| EVALUATION CRITERIA | | FIRM | FIRM | FIRM | FIRM | FIRM |
|--|------------|-----------------------|---------------------------|-----------------------|-----------------|-------------------------|
| | | Dynamic Ideas Routing | Rollcall Safety Solutions | Secured Mobility, LLC | Synovia-Cal/Amp | Tyler Technologies, Inc |
| Parameters: | Max Points | | | | | |
| Actual Price | N/A | \$908,053.00 | \$408,000.00 | \$485,843.00 | \$0.00 | \$645,915.00 |
| 1. The Purchase Price. | 45 | 20 | 45 | 38 | 0 | 28 |
| 2. The reputation of the vendor and of the vendor's goods or services. | | | | | | |
| A. Corporate Background, Experience, and Qualifications B. References: Vendor must provide a minimum of 3 references of projects in similar size and scope. School district references are preferred, preferably in the Dallas/Fort Worth area | 5 | 5 | 5 | 5 | 0 | 5 |
| 3. The quality of the vendor's goods or services. | 15 | 15 | 10 | 15 | 0 | 15 |
| 4. The extent to which the goods or services meet the district's needs. | | | | | | |
| A. The adequacy and completeness of the plan offered addressing the scope of service. B. Number of Installations in Texas ISDs | 25 | 12 | 2 | 25 | 0 | 15 |
| 5. The impact on the ability of the district to comply with laws and rules relating to historically underutilized businesses. | 5 | 0 | 0 | 0 | 0 | 0 |
| 6. For a contract for goods and services, other than goods and services related to telecommunications and information services, building construction and maintenance, or instructional materials, whether the vendor or the vendor's ultimate parent company or majority owner: A. has its principal place of business in this state. B. employs at least 500 persons in this state. | 0 | 0 | 0 | 0 | 0 | 0 |
| 7. Any other relevant factor specifically listed in the Request for Proposal or Proposals. The vendor's past relationship with the district. | 5 | 0 | 0 | 0 | 0 | 5 |
| Total Points | 100 | 52 | 62 | 83 | 0 | 68 |
| Notes | | | | | | |



ACTION ITEM
4/19/2021

TITLE: Consider Approval of the Renewal of Probationary and Term Contracts of Employment of Administrative Professional, Certified and Non-Certified Employees as listed on Exhibit B.

SUBMITTED BY: Jorge Acosta, Executive Director of Human Resources.

BACKGROUND: Probationary and Term Contracts of Employment of Administrative Professional, Certified and Non-Certified employees are presented for Board review and approval annually. For the contract period of 2021-2022, Administration recommends the issuance for a contract term of 1 year.

ADMINISTRATIVE RECOMMENDATION: The Superintendent recommends the approval of the renewal of Probationary and Term Contracts of Employment of Administrative Professional, Certified and Non-Certified for the employees as listed on Exhibit B.

RECOMMENDED BOARD MOTION: I move the Board approve the Renewal of Probationary and Term Contracts of Employment of Administrative Professional, Certified and Non-Certified Employees as Listed on Exhibit B.

Additional Agenda Sheets Attached: Yes No

Exhibit "B" will be provided under separate cover.

AGENDA SHEET

Meeting Date: 4/19/2021

Title: Consider Approval of the Renewal of Probationary and Term Contracts of Employment of Administrative Professional, Certified and Non-Certified Employees as listed on Exhibit B



ACTION ITEM
4/19/2021

TITLE: Consider Approval of the Renewal of Probationary and Term Contracts of Employment for the Employees Recommended by the Superintendent of Schools as listed on Exhibit C.

SUBMITTED BY: Jorge Acosta, Executive Director of Human Resources.

BACKGROUND: Chapter 21 Term and Probationary Contract Recommendations are presented for Board review and approval annually. For the contract period of 2021-2022, Administration recommends the issuance for a contract term of 1 year.

ADMINISTRATIVE RECOMMENDATION: The Superintendent recommends the approval of the renewal of Probationary and Term Contracts of Employment for the Employees Recommended by the Superintendent of Schools as listed on Exhibit C.

RECOMMENDED BOARD MOTION: I move the Board approve the Renewal of Probationary and Term Contracts of Employment for the Employees Recommended by the Superintendent of Schools as Listed on Exhibit C.

Additional Agenda Sheets Attached: Yes No

Exhibit "C" will be provided under separate cover.

AGENDA SHEET

Meeting Date: 4/19/2021

Title: Renewal of Probationary and Term Contracts of Employment for the Employees Recommended by the Superintendent of Schools as listed on Exhibit C.

April 19, 2021

TO: Members of the Board of Trustees
FROM: Randy Randle, President
Magda Hernandez, Superintendent
SUBJECT: Reporting of Board Members Training Credits

Section 11.159(b) of the Texas Education Code requires the minutes of the last regular meeting of a school board before an election of trustees reflect whether each trustee has completed, exceeded, or is deficient in meeting the minimum training requirements as set by the State Board of Education.

The training in which Irving ISD Board Members may have participated since May 2020-April 2021, includes the following:

- 1) Local District Orientation
- 2) Orientation to the Texas Education Code
- 3) Post-Legislative Update to the Texas Education Code
- 4) Team Building
- 5) Additional Continuing Education
- 6) Evaluating Student Academic Performance and Setting Goals
- 7) Identifying and Reporting Abuses, Trafficking and other Maltreatment of Children

Attachment:

- School Board Continuing Education Record - May 2020 through April 2021

Irving Independent School District

TRAINING REQUIREMENTS FOR SCHOOL BOARD MEMBERS

Continuing Education Credit (CEC) Report – Cumulative Report
 May 2020 through April 2021

| NEW / EXPERIENCED TRUSTEES | Local District Orientation³ <i>(3 hours for new Trustees, within 1st 120 days)</i> | Introduction to Texas Education Code <i>(3 hours for new Trustees, within 1st 120 days)</i> | Open Government¹ (OMA + PIA) <i>(1 hour for OMA + 1 hour for PIA new Trustees) Both within 1st 90 days</i> | Evaluating & Improving Student Outcomes³ <i>(3 hours every 2 years for all Trustees)</i> | Post Legislative Update to TEC <i>(2 hours for experienced Trustees after each Legislative Session) (New Trustees – N/A because update incorporated into Intro to TEC)</i> | Cybersecurity² <i>(1 hour every year)</i> | Child Abuse Prevention <i>(1 hour every 2 years)</i> | Team Building Session³ <i>(3 hours for all Trustees)</i> | Continuing Education <i>(10 hours, 1st year, for new Trustees; 5 hours for experienced Trustees)</i> | Completed Exceeded Deficient |
|-----------------------------------|--|--|--|---|--|--|--|---|---|---|
| Randy Randle | N/A | N/A | N/A | 6/15/20 3.00 | N/A | 3/30/21 1.00 | 5/14/20 1.00 | Completed 12/11/20 | 16.75 | Exceeded |
| Nuzhat Hye | N/A | N/A | N/A | 6/15/20 3.00 | N/A | 3/24/21 1.00 | 8/18/20 1.00 | Completed 12/11/20 | 21.50 | Exceeded |
| Pamela Campbell | N/A | N/A | N/A | 3/30/21 3.00 | N/A | 4/15/21 1.00 | 9/7/20 1.00 | Completed 12/11/20 | 16 | Exceeded |
| Tony Grimes | N/A | N/A | N/A | 4/30/20 3.00 | N/A | 5/15/20 1.00 | 8/18/20 3.00 | Completed 12/11/20 | 11.50 | Exceeded |
| A.D. Jenkins | N/A | N/A | N/A | 6/18/20 3.00 | N/A | 6/6/20 1.00 | 8/18/20 1.00 | Completed 12/11/20 | 5.00 | Completed |
| Michael Kelley | 12/3/20 3.00 | 12/9/20 3.00 | 12/10/20 1.00 | 2/18/21 3.00 | N/A | 3/24/21 1.00 | 2/4/21 1.00 | Completed 12/11/20 | 11.25 | Exceeded |
| Rosemary Robbins | N/A | N/A | N/A | 4/22/20 3.00 | N/A | 3/28/21 1.00 | 8/18/20 3.00 | Completed 12/11/20 | 5.25 | Exceeded |
| PROVIDERS | SCHOOL DISTRICT | ESC REGION 10 | TASB <i>(or online at Texas AG Website)</i> | TASB <i>(or another authorized provider)</i> | TASB <i>(or another authorized provider)</i> | See Department of Information Resources website | TASB <i>(or another authorized provider)</i> | TASB <i>(or another authorized provider)</i> | TASB <i>(or another authorized provider)</i> | |

Training Requirements Notes:

Required hours for new Trustees ~ 25 hours; required hours for experienced Trustees ~ 9-16 hours. Required hours after the first year will vary depending on how the Post-Legislative Update, Child Abuse and Evaluating & Improving Student Outcomes hours fall for an individual trustee.

¹**OMA** and **PIA** training is required (outside of SBOE rule) of all elected officials within 90 days of election or appointment. PIA training may be delegated by district policy.

²**Cybersecurity** training is required (outside of SBOE rule) of all school board members annually. Lists of approved online courses and providers of this training are identified by the Texas Department of Information Resources. The course length is determined by the provider.

³Trustees may receive any training online **except** Local Orientation for new board members, Team Building and Evaluating & Improving Student Outcomes (formerly SB1566).

APRIL 2021 REPORT FROM DIVISION OF BUSINESS SERVICES

TAX OFFICE

Total Tax Collections for March 2021 are \$2,860,061

| | <u>MARCH 2021</u> | <u>YEAR TO DATE</u> |
|--------------------|---------------------|-----------------------|
| Current Year | \$ 2,388,162 | \$ 192,404,767 |
| Delinquent | 161,003 | 465,846 |
| Penalty & Interest | 310,778 | 1,175,254 |
| Other | 118 | 1,242 |
| Total | <u>\$ 2,860,061</u> | <u>\$ 194,047,109</u> |

BUSINESS OFFICE

Payroll for March 2021 was paid as follows:

| | <u>GROSS PAY</u> | <u>BENEFITS</u> | <u>TOTAL</u> |
|-------------------|----------------------|---------------------|----------------------|
| Local Maintenance | \$ 18,812,268 | \$ 3,643,709 | \$ 22,455,977 |
| Special Revenue | 2,029,440 | 429,450 | 2,458,890 |
| Total | <u>\$ 20,841,708</u> | <u>\$ 4,073,159</u> | <u>\$ 24,914,867</u> |

INVESTMENT EARNINGS REPORT

| | <u>FEBRUARY 2021</u> | <u>YEAR TO DATE</u> |
|--------------------|----------------------|---------------------|
| Local Maintenance | 21,351 | \$ 128,378 |
| Federal Programs | 1,113 | 12,607 |
| Interest & Sinking | 861 | 11,011 |
| Capital Projects | 0 | 0 |
| Internal Service | 175 | 1,656 |
| Total All Funds | <u>\$ 23,501</u> | <u>\$ 153,651</u> |

MEMO

TO: Gary Micinski, CFO
FROM: Cher Elzy, Director Tax Operations
SUBJECT: Monthly Tax Report
DATE: April 19, 2021

Attached for your consideration is the collection activity for the month of March 2021.

Our monthly collections for March reflect \$161,003 in delinquent collections and \$2,388,161 in current collections and \$310,779 in penalty and interest. Adjustments made (\$1,440,707) in changes to delinquent tax years and \$15,267,341 in changes made to current year. Our current year (2020) reflects a beginning roll of \$182,761,680. Total ending receivable balance for all years is \$11,696,641 for the month of March 2021.

**IRVING INDEPENDENT SCHOOL DISTRICT
MARCH 2021
TAX COLLECTION REPORT**

IISD:

| | <u>M-T-D FY 2019-2020</u> | <u>M-T-D FY 2020-2021</u> | <u>Y-T-D FY 2019-2020</u> | <u>Y-T-D FY 2020-2021</u> |
|--------------------|-------------------------------|-------------------------------|-------------------------------|-------------------------------|
| Current Year | 1,153,173.00 | 2,388,161.67 | 180,528,618.90 | 192,404,767.11 |
| Delinquent | 12,754.04 | 161,003.16 | 431,171.06 | 465,846.66 |
| Penalty & Interest | 125,958.41 | 310,778.60 | 827,588.90 | 1,175,253.87 |
| Other | 130.99 | 117.61 | 1,100.89 | 1,241.79 |
| Sub-Total | 1,292,016.44 | 2,860,061.04 | 181,788,479.75 | 194,047,109.43 |

Revenue year-to-date
compared to prior fiscal year 12,258,629.68

OTHER COLLECTIONS:

| | | |
|-------------------|-----------|------------|
| Research Fees | 0.00 | 572.00 |
| Attorney Fees | 57,858.69 | 487,715.77 |
| Court Costs | 0.00 | 0.00 |
| Rendition Penalty | 899.90 | 10,305.96 |

REFUNDS:

| | | |
|--------------------------|---------------------|-----------------------|
| | (555,063.47) | 81,147.11 |
| Total Collections | 2,363,756.16 | 194,626,850.27 |

ACTIVITY SUMMARY:

| | <u>FY 2019-2020</u> | <u>FY 2020-2021</u> |
|--|---------------------|---------------------|
| Collection Percentage Current Year Compared to Prior Year | 97.05% | 97.16% |

RECEIVABLES YEAR-TO-DATE SUMMARY

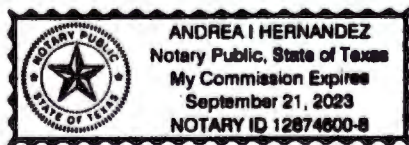
| | Current Year | Prior Years | Total Tax Receivables |
|-----------------------|---------------------|---------------------|-----------------------|
| Beginning Balance | 182,761,679.51 | 7,978,941.94 | 190,740,621.45 |
| Adjustments | 15,267,340.63 | (1,440,707.11) | 13,826,633.52 |
| Levy Paid | 192,404,767.11 | 465,846.66 | 192,870,613.77 |
| Ending Balance | 5,624,253.03 | 6,072,388.17 | 11,696,641.20 |

I hereby certify the above report of tax collections to be true and accurate accounting of the revenues collected for as of the above report date according to and to the extent of the records of my office.

Cherylyn Elzy
Cherylyn Elzy, Tax Assessor/Collector RTA

Signed and sworn before me this 18 day of April, 2021

Andrea I Hernandez
Notary Public, State of Texas



2020-2021 INVESTMENT INTEREST EARNINGS

| FUNDS | SEP 2020 | OCT 2020 | NOV 2020 | QUARTERLY TOTAL |
|-----------------------------------|-----------------|-----------------|-----------------|---------------------------|
| LOCAL MAINTENANCE | \$23,556 | \$23,065 | \$17,993 | \$64,614 |
| FEDERAL PROGRAMS | 4,845 | 1,966 | 1,620 | 8,431 |
| INTEREST & SINKING | 2,935 | 2,156 | 1,757 | 6,848 |
| CAPITAL PROJECTS | | | | 0 |
| INTERNAL SERVICE | 430 | 314 | 255 | 999 |
| TOTAL ALL FUNDS | \$31,767 | \$27,500 | \$21,626 | \$80,893 |
| % CHANGE FROM PRIOR MONTH/QUARTER | -79.84% | -13.43% | -21.36% | -81.87% |
| | DEC 2020 | JAN 2021 | FEB 2021 | QUARTERLY TOTAL |
| GENERAL OPERATING | \$20,836 | \$21,576 | \$21,351 | \$63,764 |
| FEDERAL PROGRAMS | 1,575 | 1,487 | 1,113 | 4,175 |
| INTEREST & SINKING | 1,703 | 1,598 | 861 | 4,162 |
| CAPITAL PROJECTS | | | | 0 |
| INTERNAL SERVICE | 248 | 234 | 175 | 657 |
| TOTAL ALL FUNDS | \$24,362 | \$24,895 | \$23,501 | \$72,758 |
| % CHANGE FROM PRIOR MONTH/QUARTER | 12.65% | 2.19% | -5.60% | -10.06% |
| | MAR 2021 | APR 2021 | MAY 2021 | QUARTERLY TOTAL |
| GENERAL OPERATING | | | | \$0 |
| FEDERAL PROGRAMS | | | | 0 |
| INTEREST & SINKING | | | | 0 |
| CAPITAL PROJECTS | | | | 0 |
| INTERNAL SERVICE | | | | 0 |
| TOTAL ALL FUNDS | \$0 | \$0 | \$0 | \$0 |
| % CHANGE FROM PRIOR MONTH/QUARTER | -100.00% | #DIV/0! | #DIV/0! | |
| | JUN 2021 | JUL 2021 | AUG 2021 | QUARTERLY TOTAL |
| GENERAL OPERATING | | | | \$0 |
| FEDERAL PROGRAMS | | | | 0 |
| INTEREST & SINKING | | | | 0 |
| CAPITAL PROJECTS | | | | 0 |
| INTERNAL SERVICE | | | | 0 |
| TOTAL ALL FUNDS | \$78,153 | \$0 | \$0 | \$78,153 |
| % CHANGE FROM PRIOR MONTH/QUARTER | #DIV/0! | -100.00% | #DIV/0! | |
| ALL FUNDS | | | | YEAR TO DATE TOTAL |
| GENERAL OPERATING | | | | \$128,378 |
| FEDERAL PROGRAMS | | | | 12,607 |
| INTEREST & SINKING | | | | 11,011 |
| CAPITAL PROJECTS | | | | 0 |
| INTERNAL SERVICE | | | | 1,656 |
| GRAND TOTAL ALL FUNDS | | | | \$153,651 |

| ALL FUNDS | 2019-2020 | | SEP 2018-FEB 2019 | 2018-2019 | | |
|------------------------------|--------------------|----------------------|-------------------|--------------------|----------------------|----------------|
| | AMOUNT CHANGE | PERCENTAGE CHANGE | | AMOUNT CHANGE | PERCENTAGE CHANGE | |
| GENERAL OPERATING | 1,344,291 | (\$1,215,913) | -90.45% | 1,746,405 | (\$1,618,027) | -92.65% |
| FEDERAL PROGRAMS | 207,522 | (194,916) | -93.93% | 123,884 | (\$111,277) | -89.82% |
| INTEREST & SINKING | 173,118 | (162,107) | -93.64% | 93,604 | (\$82,593) | -88.24% |
| CAPITAL PROJECTS | - | - | - | 147,757 | (\$147,757) | -100.00% |
| INTERNAL SERVICE | 20,221 | (18,565) | -91.81% | 22,468 | (\$20,812) | -92.63% |
| GRAND TOTAL ALL FUNDS | \$1,745,151 | (\$1,591,500) | -91.20% | \$2,134,118 | (\$1,980,467) | -92.80% |

| TOTAL PORTFOLIO AS OF FEB | | INCREASE/ (DECREASE) FROM PRIOR YEAR | CD AVERAGE INTEREST YIELD | LGIP AVERAGE INTEREST YIELD | AGENCY AVERAGE INTEREST YIELD | TOTAL AVERAGE INTEREST YIELD |
|---------------------------|-------------|---|---------------------------------|-----------------------------------|-------------------------------------|------------------------------------|
| | | | | | | |
| 2020 | 215,055,236 | (12,857,969) | --- | 1.146 | 1.908 | 1.190 |
| 2019 | 227,913,205 | 13,970,121 | --- | 0.587 | 1.792 | 0.719 |
| 2018 | 213,943,084 | 10,407,577 | --- | 0.110 | 1.722 | 0.287 |
| 2017 | 203,535,507 | (3,371,565) | --- | 0.085 | 1.432 | 0.319 |
| 2016 | 206,907,072 | 1,377,310 | 0.364 | 0.093 | 0.984 | 0.168 |
| 2015 | 205,529,762 | (7,806,499) | 1.11 | 0.209 | 0.740 | 0.357 |
| 2014 | 213,336,261 | (16,786,479) | 1.240 | 0.132 | --- | 0.277 |
| 2013 | 230,122,740 | (2,414,366) | 1.777 | 0.273 | 1.446 | 0.579 |
| 2012 | 232,537,106 | | | | | |

REPORT FROM FACILITIES & SCHOOL SUPPORT SERVICES

Facilities and Operations Department

A total of 2133 work orders have been completed from March 1, 2021 through March 31, 2021. This includes 2006 corrective work orders and 127 preventive work orders.

Document Services - Laserfiche – In March, we received 11 Laserfiche requests/work orders, 1 request was handled by Human Resources. We had 0 Records Center requests for employee files.

Public Information – In March, 17 requests were opened (3 are still being processed and 14 were completed). During the 2020-2021 school year, we have received 165 requests (161 have been closed and 4 are open for various reasons, including AG rulings).

Student Records – In March, 362 student records requests were received and 330 were completed.

Print Shop – 186 orders were received and 71 were completed. We did not have any high-volume jobs.

Mail Center – In March, we processed 12,032 pieces of mail for US Postage at a cost of \$6,926.05. We processed 24 boxes at a cost of \$330.04. We continue to process interoffice mail daily.

SchoolDude Work Orders – In March, we closed and received a total of 11 new requests:

- Deliver Shred Console/Container – Total 0
- Destruction Approval/Shredding – Total 2
- Records Center Retrieval (Not to include Employee Services) – Total 1
- Shred Consoles Emptied – Total 5
- New Transfers to Records Center – Total 3
- Other – Total 0

Maintenance – The Maintenance Department maintains critical infrastructure in the following areas. Electrical, HVAC, Plumbing, Preventive Maintenance, Fire Safety Equipment, Kitchen Equipment, Elevators, P. A's, Carpentry, Roofing, Painting, and Locks and Keys.

The Utilities Section – The team completed 499 work orders during the month of March. The section is still finding issues from the winter storm. They are also completing routine workorder request.

The Structural Section – The team completed 260 work orders during the month of March. The section is still repairing issues from the winter storm. They are also completing routine workorder request along with constructing new office spaces in suite 1450 at the Administration Building.

The Grounds Section – In March, the Grounds Department completely redesigned and installed all new landscaping at Elliot Elementary. We poured a concrete slab and built a GaGa Pit at Farine Elementary. We built 8 new planter boxes at Schulze Elementary for their science garden experiments. Brand new fencing was installed around the Macarthur high school tennis courts to aid with security of our courts during the school day. We worked cooperatively with all other departments in Facilities and Security. We worked with Athletics to install last minute new signage on the Macarthur high school baseball field. All irrigation systems are undergoing inspection and repair. We have also begun our normal routine of mowing with the sudden arrival of spring. All crews have gone above and beyond and have exceeded expectations. The small engine shop continued to repair tractors and golf carts to keep our crews productive for the athletic programs. Our vehicle mechanic serviced and repaired numerous vehicles in our 128-vehicle fleet to ensure all vehicles were ready when needed.

Regulatory Compliance, IPM and Safety – In March, we continued to stress to all employees the importance of safety to minimize the risk of exposure to Covid-19. We always stress constantly the need to social distance and wear a mask around others to reduce the spread of the virus. Environmental Remediation Cleaning was performed at Clifton Early Childhood. Facilities continues to stress to personnel the importance of using personal protective equipment while working especially face mask, hand sanitization, and proper social distance. We continue to train our employees in the SchoolDude work-order system. We have been working closely with our pest control contractor to get a quick start on eliminating the pests that invade our campuses every spring. We go out on every single work order to alleviate issues quickly before sending the pest company. This allows us to be more proactive with each campus. We have also been treating several wasp nests and ant mounds in-house to better serve the students and staff. We also teamed with building managers, HVAC department, structural department, and health services department to ensure that we are providing the best indoor air quality for our staff and students.

Operations – The Operations Department has completed 400 work orders for the month of March. The Operations department has deep cleaned and Electrostatically sprayed multiple campuses throughout the District with additional deep cleanings done on Saturdays. The operations department continues deep cleaning/disinfecting at all campuses daily and upon special requests. We also delivered hand sanitizer, classroom cleaning supplies and PPE as needed.

Warehouse – Routine Custodial, Food Service, Health Services, and Maintenance Orders for the month of March 597 total orders pulled and posted in MUNIS, School Dude, and Primero.

- 98.6% average delivery time in one day.
- Routine Delivery, Warehouse, Surplus, Document Management Work Orders for the month of March is 290 total work orders closed. This includes 148 work orders for Document Services and 142 work orders for Delivery, Warehouse, and Surplus.

The Warehouse supported various campus operations, such as, Hands on Science Center, Food Service & Nutrition, Records Department, Mail Services, Operations Department, CTE Department, Library Services, and Physical Education Department by providing deliveries, pickups, and completing work orders. Additionally, the Warehouse staff closed two auctions and assisted the Operations department with another round of PPE materials.