

IRVING INDEPENDENT SCHOOL DISTRICT

Regular - BOARD OF TRUSTEES
7:00 PM

Irving ISD Board Room
2621 West Airport Freeway
Irving, TX 75062
Monday, December 14, 2020

A G E N D A

I. CALL TO ORDER FOR 7:00 P.M. REGULAR BOARD MEETING

II. FIRST ORDER OF BUSINESS

- A. Announcement by the chairperson whether a quorum is present, and that the meeting has been duly called, and that notice of the meeting has been posted in accordance with the Texas Open Meetings Act, Texas Government Code Chapter 551.
- B. Invocation
- C. Pledge of Allegiance to the American and Texas Flags (Trustees)
- D. 2020 IISD Christmas Card Winner, Dulce Mariel Paredes Jimenez from MacArthur High School (I. Little/G. Lawrence) 5
- E. Recognition of Teacher of the Month - Tam Vo, 5th Grade ESL - Math and Science, Gilbert Elementary School 6
- F. Recognition of Employee of the Month - Daisy Urias, Paraprofessional/Newcomer Support 7
- G. Recognition of Guest Educator of the Month -Deisy Olvera-Zapata, Guest Educator, Gilbert Elementary School 8
- H. Public Hearing Regarding the Financial Integrity Rating System of Texas (School FIRST Report) (G. Micinski) 9
- I. Public Comment - Individuals wishing to address the Board on agenda items or make comments regarding issues not on the agenda will be heard at this time.

Irving ISD will accommodate those who wish to comment in person to the School Board during open Board Meeting Sessions. In order to do so and maintain safety guidelines Irving ISD will provide each commenter with a specific time during the meeting in which they will address the Board in person. If you wish to address the Board in person during the regular scheduled meeting, please call 972-600-5456 to receive your scheduled time.

- 1. Non-Agenda Related Topics

2. Agenda Related Topics

III. **ACTION ITEMS**

A. Consider Approval of Consent Agenda Items:

- | | |
|---|-----|
| 1. Consider Approval of Minutes of Board Work Session on Monday, November 9, 2020, Special Called Meeting on Monday, November 16, 2020, and Regular Board Meeting on Monday, November 16, 2020 (M. Hernandez) | 54 |
| 2. Consider Approval of Financial Statement for October 2020 (A.D. Jenkins) | 62 |
| 3. Consider Approval of Resolution No. 20-21-06 Authorizing December Amendment to the 2020-2021 Budget (A.D. Jenkins) | 87 |
| 4. Consider Approval of Supplements to Irving ISD Tax Rolls (A.D. Jenkins) | 95 |
| 5. Consider Approval of Final Payment and Closeout Documentation for 2020 Kitchen Equipment Replacement Project (J. Scrivner/A. Smith) | 143 |
| 6. Consider Acceptance of Gifts and Donations to the District (G. Micinski) | 156 |
| B. Consider Approval of Resolution No. 20-21-05 Ordering an Election of the Qualified Voters of the Irving Independent School District on May 1, 2021, for the Purpose of Election Two Trustees to the Board for said District (D. Bunger) | 159 |
| C. Consider Approval of First Reading of Proposed Revisions to the Local Policies as Applicable per Department Updates and TASB Updates 115: BF (LOCAL) - Board Policies, CI (LOCAL) School Properties Disposal, DED (LOCAL) - Compensation and Benefits, DIA (LOCAL) - Employee Welfare, FFE (LOCAL) - Student Welfare: Counseling and Mental Health, FMF (LOCAL) - Student Activities: Contests and Competition, and GF (LOCAL) - Public Complaints (D. Bunger) | 167 |

IV. **OTHER BUSINESS**

A. Written Reports

1. Division Reports

- | | |
|----------------------|-----|
| a. Business Services | 220 |
|----------------------|-----|

Total Tax Collections	
Payroll	2
Investment Earnings	

b. Support Services

Monthly Maintenance Work Order Summary Report

c. Human Resources

Employment, Resignations Action Report

Changes in Compensation for Contract Employee(s) Report

B. Announcements

1. Administration

a. Superintendent Announcement(s)

2. Board of Trustees

a. Individual Trustee Report on IISD Student Activity/Event

V. **EXECUTIVE SESSION** - The Board may recess the Open Meeting and reconvene in a Closed Meeting pursuant to the following sections of the Texas Government Code and as authorized by Sections 551.071-551.076 and 551.082-551.084 therefore of

A. Section 551.071 - To seek the advice of the Board's attorney about:

1. Pending or Contemplated Litigation, Settlement Offer, or Matter Under Investigation

2. A Matter in Which the Professional Duty of the Attorney to the Board Conflicts with the Applicable Provisions of the Texas Open Meetings Act.

B. Section 551.072 - To deliberate the purchase, exchange, sale, lease or value of real property if such deliberation in open session would have a detrimental effect on the Board's position in negotiations with a third party

C. Section 551.074 - To deliberate the appointment, employment, resignation, evaluation, reassignment, proposed nonrenewals, termination, duties, discipline, or dismissal of a public officer or employee; or to hear a complaint or charge against an officer or employee.

VI. **RECONVENE** from Closed Meeting for Action Relative to Items Covered in Such Meeting.

A. Consider Action by the Board Related to Pending or Contemplated Litigation, Settlement Offer, or Matter Under Investigation

B. Consider Action Regarding Purchase, Exchange, Sale, Lease or Value of Real Property

C. Consider Action Regarding Public Officer(s) or Employee(s) Considered in Executive Session as Authorized by Section 551.074, Texas Government Code

VII. ADJOURNMENT

SPECIAL RECOGNITION

12/14/2020

TOPIC: 2020 IISD Christmas Card Winner, Dulce Mariel Paredes Jimenez from MacArthur High School

SUBMITTED BY: Imelda Little, Executive Director of Academic Support Services and Gayla Lawrence, Director of Visual Arts

BACKGROUND: Rotating annually among elementary, middle, and high school levels, the Irving ISD Christmas Card is selected by the Superintendent of Schools from district-wide student submissions.

We are pleased to recognize Dulce Mariel Paredes Jimenez as the designer of the 2020 Irving ISD District Christmas Card. Dulce is a 10th grade student at MacArthur High School and her art teacher is Jon Bushwar.

At this time Superintendent, Magda Hernandez and Board President, Randy Randle, will present Dulce and Mr. Bushwar with a certificate and the framed Christmas card. Congratulations again to Dulce.

ADMINISTRATIVE RECOMMENDATION: N/A

RECOMMENDED BOARD MOTION: (To be used only if item is pulled from the Consent Agenda for a separate vote) Click here to enter text.

Additional Agenda Sheets Attached: Yes No

TEACHER OF THE MONTH December 2020

Mr. Vo is an outstanding teacher who demands high levels of learning for all of his 5th grade students. His teaching strategies are a bit unconventional and he holds his students accountable for their learning and they rise to the level of his expectations. Through his use of aggressive monitoring, Mr. Vo is immediately able to intervene when students are struggling. His timely feedback keeps students progressing, and he quickly amends any misconceptions that they may have. He also works with students in his grade level that are not on his own rosters because he believes in “our kids” over “my kids.” Mr. Vo’s belief in doing whatever it takes is reflected in his remarkable track record of getting students to be successful. His passion even exudes beyond the classroom in wanting to help others. One example of this is when he took the time to tutor a parent volunteer who had been struggling to pass the math portion of her GED test. This test was the deciding factor of her being able to become a full-time paraprofessional at Gilbert. After weeks of intense tutoring and her still feeling a bit unsure of herself, the parent was finally able to pass the test and is now an official staff member of Irving ISD. It is this type of behind the scenes dedication and modeling of resiliency that warrants our nomination on his behalf. Mr. Vo exemplifies the Infinite Player Mindset. We are honored that he is a member of our Grizzly Family, as well as Team Irving.

EMPLOYEE OF THE MONTH December 2020

Daisy Urias is an aspiring teacher who supports our newcomers through explicit, direct English language instruction. She has worked at Schulze ES for three years and has been committed to student growth and success from day one. Ms. Urias builds relationships with students and community in her small groups. This is critical because the students she helps to support have sometimes lost their community or connection with their own native country. Her room becomes a home away from home. She's kind and patient. She knows how her students feel and always encourages them to bring their best to the table each day. Ms. Urias wears many hats for Schulze ES, but the HEART she has for our kiddos has been a #GameChanger for our campus!

GUEST EDUCATOR OF THE MONTH December 2020

Ms. Olvera has done an excellent job covering for a long-term position since the beginning of a challenging year. She has been extremely positive in working together with the grade level team in preparation to receive 1st graders for remote learning. She also welcomed families via Zoom for Meet the Teacher night. Ms. Olvera does whatever she can to help and assist students and parents with technology issues, including the implementation of Canvas for her lessons. She is receptive to feedback and assistance from the teachers working alongside her, and she has a pleasant and warm demeanor when communicating with both students and parents. We are excited to nominate Ms. Olvera for Guest Educator of the Month.



**PUBLIC HEARING REGARDING THE FINANCIAL INTEGRITY RATING SYSTEM
OF TEXAS (SCHOOL FIRST REPORT)**





Irving ISD Fall 2020 FIRST Report Financial Integrity Rating System of Texas

- The state's school financial accountability rating system, known as the School Financial Integrity Rating System of Texas (FIRST), ensures that Texas public schools are held accountable for the quality of their financial management practices and that they improve those practices.
- For Fall 2020: IISD Rated: Superior (96/100 Passing = 60)
- For Fall 2020: Ratings based on 2018-2019 data (8/31/2019 Audit)



**Irving ISD Fall 2020 FIRST Report
Financial Integrity Rating System of Texas**

- **15 Indicators**
- **Selected Financial Data**
- **Superintendent's Contract**

Irving ISD Fall 2020 FIRST Report Financial Integrity Rating System of Texas



Key Financial Staff

Superintendent and Board of Trustees		
Randy Randle	Irving ISD	Trustee
Nuzhat Hye	Irving ISD	Trustee
Pamela Campbell	Irving ISD	Trustee
Tony Grimes	Irving ISD	Trustee
A.D. Jenkins	Irving ISD	Trustee
Michael Kelley	Irving ISD	Trustee
Dr. Rosemary	Irving ISD	Trustee
Magda Hernandez	Irving ISD	Superintendent
IISD Board Finance Committee		
Finance Committee	Mr. Randel	IISD Trustee
Finance Committee	Mrs. Campbell	IISD Trustee
Finance Committee	Mr. Grimes	IISD Trustee

Irving ISD Fall 2020 FIRST Report Financial Integrity Rating System of Texas

Key Financial Advisors

IISD Financial Advisor and Bond Attorney

Financial Advisor	Derek Honea	RBC Capital Markets, Dallas
		
Bond Attorney	Rob Collins	Bracewell, Dallas
		

Irving ISD Fall 2020 FIRST Report Financial Integrity Rating System of Texas

Key Financial Staff

IISD Business Staff		
Gary Micinski	IISD	CFO
Fernando Natividad	IISD	Assistant Chief of Finance & Federal Programs
Steve Franks	IISD	Director of Business Services
Mahdia Lalee	IISD	Accounting Supervisor
Jerome Pilgrim	IISD	Purchasing Director
Cher Elzy	IISD	Tax Collector

Irving ISD Fall 2020 FIRST Report Financial Integrity Rating System of Texas

Other Key Finance Personnel

<p>Claire Wootton, CPA Sara Dempsey, CPA (Partner)</p> <p>Depository Underwriters Business Office Staff Tax Office Staff Purchasing Staff IISD, Internal Audit</p>	<p>External Auditor External Auditor</p>	<p>Weaver and Tidwell, L.L.P., Dallas Weaver and Tidwell, L.L.P., Dallas</p> <p>Chase Bank Banks & Financiers (Support Bond Sales) IISD IISD IISD Special Projects/ Student Activity</p>
--	--	--

Irving ISD Fall 2020 FIRST Report Financial Integrity Rating System of Texas

Indicators

- (1) * Was the audit (Audited Financial Statements (AFS)) completed and submitted to TEA on time?
- (2a) * Was there an **unmodified** audit opinion?
- (2b) * Any material weaknesses in internal controls?
 - material weakness (Rated later)
 - significant deficiencies (no affect on rating)
- (3) * All DEBT AND BOND payments timely.
- (4) * Timely payments to pension fund, IRS, and other governmental agencies.

Supervision of
these is largely
under the
supervision of
Director of
Business Services

* Automatic Failure



Irving ISD Fall 2020 FIRST Report
Financial Integrity Rating System of Texas

Indicators

- (5) Indicator not used
- (6) 90 days cash on hand? (134 actual) Do we need a fund balance??????????
 - Cash Flow
 - Special Projects
 - One-time Purchase
 - Offset to Inventories
 - Budget buffer
 - Insurance Reserve
 - Reduce Tax Rate
 - Credit rating for new or refunding bonds for potential lower interest rates
 - Ratings
 - Underlying Rating

DATE ISSUED: 12/11/2014
LDU 2014.12
CE(LOCAL)-X

Fund Balance

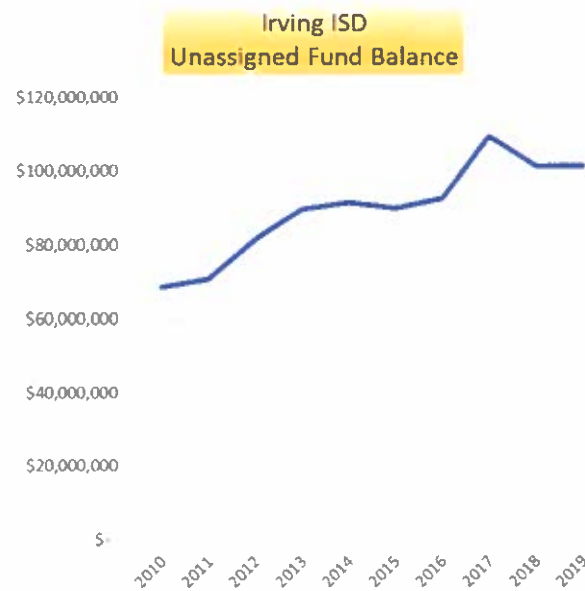
The District shall strive to maintain a minimum general operating fund balance equal to at least the sum of three months (i.e., 25 percent) of total budgeted general operating fund expenditures.

Irving ISD Fall 2020 FIRST Report Financial Integrity Rating System of Texas

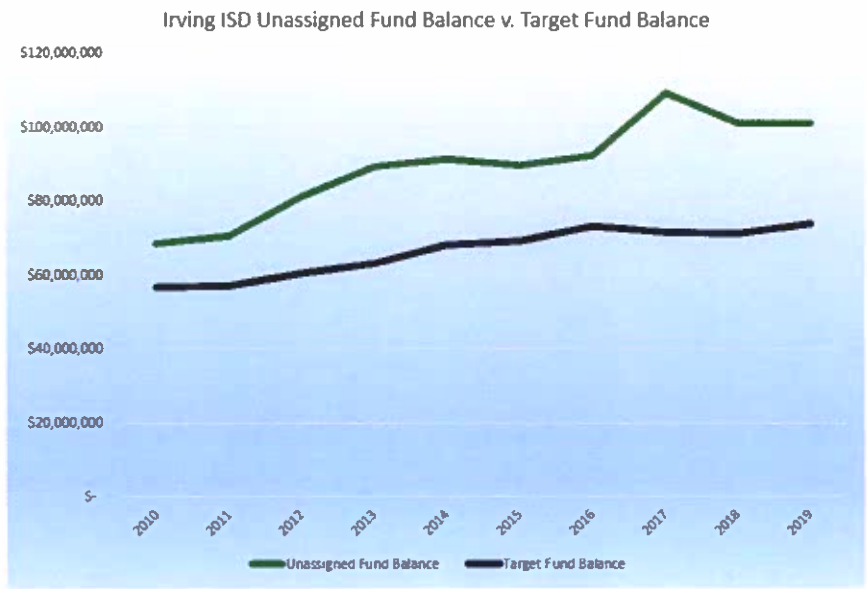
How much should the IISD have in reserve?

Irving ISD CE (Local) Fund Balance Calculation as of 12/2/2020			
A		Unassigned Fund Balance	\$ 101,124,114
B		Budget Net of TIF	\$ 294,806,156
C		Target Reserve Percent	25%
D	= [B X C]	Target Reserve Dollars	<u>\$ 73,701,539</u>
E	= [A - D]	Balance	<u>\$ 27,422,575</u>

Irving ISD Fall 2020 FIRST Report Financial Integrity Rating System of Texas



Irving ISD Fall 2020 FIRST Report Financial Integrity Rating System of Texas



Irving ISD Fall 2020 FIRST Report Financial Integrity Rating System of Texas

S&P Global Ratings	
Highest Quality (Lowest Default Risk)	AAA ← PSF
High Grade / High Quality	AA+ ← IRVING
	AA
	AA-
Upper Medium Grade	A+
	A
	A-
Minimum Investment Grade	BBB+
	BBB
	BBB-
Speculative Grade	BB (+,-)
	B (+,-)
Highly Speculative Grade	CCC (+,-)
	CC
	C
Imminent Default or In Default	SD
	D

When issuing bonds the rating of the ISD can mean a huge difference in interest costs.

Moody's Interim June 24, 2020 -The notable credit factors include a robust financial position, an extensive tax base, a mid-ranged pension liability, a sizable debt burden, but a somewhat weak wealth and income profile.

Irving ISD Fall 2020 FIRST Report

Financial Integrity Rating System of Texas



Summary of Bondholders

Top Irving ISD Reported Bondholders

- The list below shows the current top 25 reported bondholders of Irving ISD debt.
- The Inflows / Outflows reflects the difference between Q2 2020 and Q3 2019 reported values; **red** values reflect funds that have divested, **green** reflects those funds that have invested.

Top 25 Irving ISD Bondholders

Rank	Bondholder	2019 -Q3	2019 -Q4	2020 -Q1	2020 -Q2	Inflows / Outflows
1	State Farm Investment Management Corporation	\$27,910	\$39,080	\$39,080	\$39,080	\$11,170
2	The Travelers Indemnity Company	28,090	28,090	28,090	28,090	0
3	Auto-Owners Insurance Company	16,905	16,905	16,155	16,155	(750)
4	BlackRock Advisors, LLC	7,150	7,150	6,900	6,900	(250)
5	Neuberger Berman Investment Advisers, LLC	1,660	3,405	3,485	3,530	1,870
6	Cincinnati Financial Corp. (Asset Management)	3,375	3,375	3,375	3,375	0
7	Markel-Gayner Asset Management Corporation	3,000	3,000	3,000	3,000	0
8	Old Republic Asset Management	3,000	3,000	3,000	3,000	0
9	Bessemer Investment Management, LLC	2,455	2,455	2,455	2,455	0
10	American National Registered Investment Advisor, LLC	2,000	2,000	2,000	2,000	0
11	Nuveen Asset Management, LLC	840	1,840	1,840	1,840	1,000
12	The Vanguard Group, Inc.	11,155	11,155	7,640	1,750	(9,405)
13	Country Trust Bank (Investment Advisor)	1,500	1,500	1,500	1,500	0
14	Capital Research & Management Company (U.S.)	2,490	0	0	1,350	(1,140)
15	Robert W. Baird & Company, Inc.	1,250	1,250	1,250	1,250	0
16	Heritage Property & Casualty Insurance Company	1,200	1,200	1,200	1,200	0
17	Loya Insurance Company	1,000	1,000	1,000	1,000	0
18	Asset Allocation & Management Company, LLC	1,505	1,505	550	550	(955)
19	Loomis Sayles & Company, L.P.	235	235	375	225	(10)
20	Caprin Asset Management, LLC	300	200	200	200	(100)
21	MT Asset Management, LLC	110	110	110	110	0
22	Asset Preservation Advisors, Inc.	240	40	40	60	(180)
23	Clark Capital Management Group, Inc.	55	55	55	55	0
24	City National Rochdale, LLC	50	50	50	50	0
25	J.P. Morgan Investment Management, Inc.	0	0	0	50	50
Top 25 Reported Bondholders		\$117,475	\$128,680	\$123,350	\$119,775	\$1,300

Per Amount represented in \$000s

Source: IPREO portfolio as of December 3, 2020. Based on investor reporting and disclosure filings for 2020 Q2. Outflows reflect bonds matured, redeemed or sold.

Irving ISD Fall 2020 FIRST Report Financial Integrity Rating System of Texas

Indicators

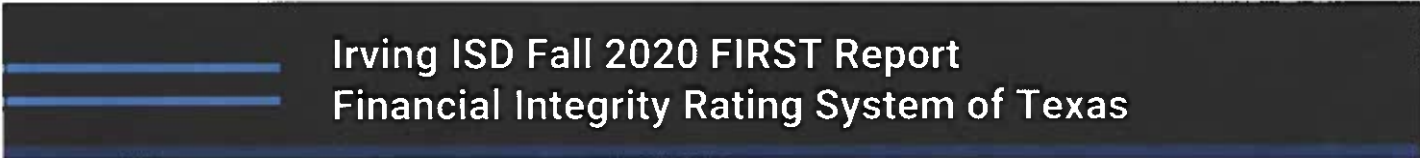
- (7) Current Assets / Current Liabilities > 3 (IISD = 2.9554 or 2% low = 8/10)
- (8) What IISD owes / What IISD owns < 0.60 (IISD = 0.618 or 3% high = 8/10)
- (9) Revenue exceeded expenditures
- (10) Did District have enough funds to meet the required debt payment
- (11) Administrative Cost Ratio < 0.08555 (0.0604)
- (12) 15% or more decline in students in enrollment/staff over 3 years

	<u>2016-2017</u>	<u>2018-2019</u>	<u>Difference</u>
Students	34,792	33,464	(1,328)
Staff	4,134	4,027	(107)
Students per Staff	8.416	8.310	
Allowed		7.154	

Irving ISD Fall 2020 FIRST Report Financial Integrity Rating System of Texas

Indicators

(13)	Was PEIMS (data reporting to TEA) < 3%	Reported: \$321,721,291 Difference: \$344 (0.00%) Allowed Difference: \$9,651,638
(14)	Any material noncompliance issues	No
(15)	Was an "adjusted repayment" schedule needed?	No, the ISD adjusts to actual estimated



Irving ISD Fall 2020 FIRST Report Financial Integrity Rating System of Texas

Indicators

(13)	Was PEIMS (data reporting to TEA) < 3%	Reported: \$321,721,291 Difference: \$344 (0.00%) Allowed Difference: \$9,651,638
(14)	Any material noncompliance issues	No
(15)	Was an "adjusted repayment" schedule needed?	No, the ISD adjusts to actual estimated

Irving ISD Fall 2020 FIRST Report Financial Integrity Rating System of Texas

Primary Financial Factors of IISD

(A) Bond Portfolio Restructuring

Refund Series	Bond Par	Savings (PV)
2013	\$ 66,405,000	\$ 7,117,432
2014	\$ 4,685,309	\$ 1,447,444
2015	\$ 60,107,202	\$ 7,065,003
2015A	\$ 139,297,695	\$ 33,266,932
2016	\$ 83,565,000	\$ 11,814,711
2016A	\$ 20,185,000	\$ 3,391,732
2017	\$ 9,270,000	\$ 721,512
2019	\$ 42,765,000	\$ 4,831,799
	<u>\$ 426,280,206</u>	<u>\$ 69,656,565</u>

Irving ISD Fall 2020 FIRST Report Financial Integrity Rating System of Texas

Primary Financial Factors of IISD

(A) Bond Portfolio Restructuring

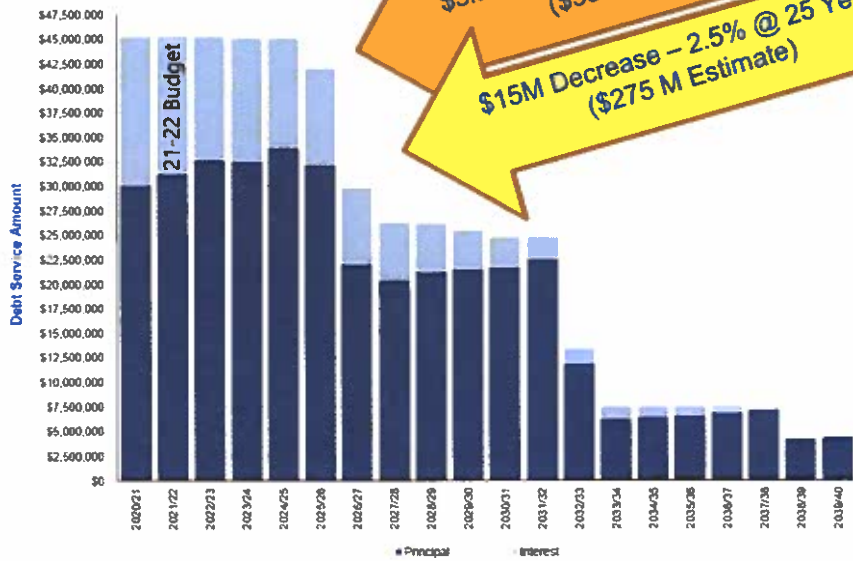
Taxable Value	x	Tax Rate/100	= Taxes
Taxable Value Estimate = \$15,936,442,841			
Tax Rate = 100 x taxes collected / Taxable Value			
Tax Rate =	\$	69,656,565	100
		15,936,442,841	
Tax Rate Saved =	\$	0.4371	
2020 Tax Rate =		0.2603	(Potential Equivalent Only)
Time Savings		1.6792	(Actual will be spread out)

Irving ISD Fall 2020 FIRST Report Financial Integrity Rating System of Texas

Primary Financial Factors of IISD

(A) Bond Portfolio

Irving Independent School District
Outstanding Unlimited Tax Debt by Principal



Irving ISD Fall 2020 FIRST Report Financial Integrity Rating System of Texas

Primary Financial Factors of IISD

(B) Tax Rate

<u>Tax Year</u>	<u>Total Rate</u>
2010	1.465
2011	1.465
2012	1.465
2013	1.465
2014	1.435
2015	1.445
2016	1.445
2017	1.4314
2018	1.4011
2019	1.3051
2020	1.2751

Irving ISD Total Historical Tax Rate



Irving ISD Fall 2020 FIRST Report Financial Integrity Rating System of Texas

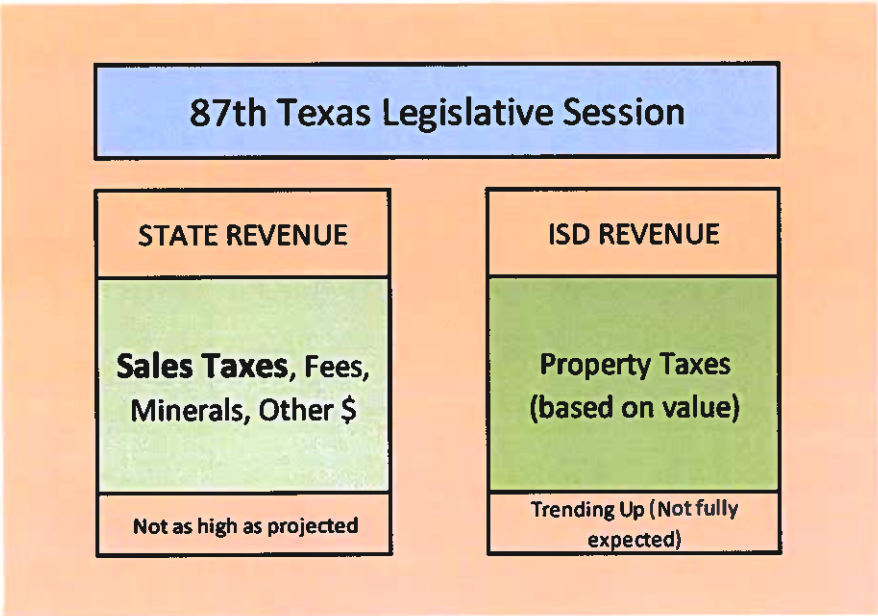
Primary Financial Factors of IISD

- (B) Tier II
- (C) Close out old bond issue
- (D) Buy-America-Bonds
- (E) Long-Term Construction Fund (Package 1) (Fund 616 \$2,471,734 @ 12/4/2020)
- (F) Long-Term Technology Fund (Fund 620 \$3,845,672 @ 12/4/2020)
- (F) TIF (Jim Scrivner IISD Contact) - Approximately \$8M balance / Separate fund to be created

Irving ISD Fall 2020 FIRST Report Financial Integrity Rating System of Texas

Primary Financial Factors of IISD

(D) Future State Funding



From HillCo Partners, "the burden on the Foundation School Program (FSP) is lower than anticipated due to higher-than-expected property tax revenues, which were caused by increasing property values."

Irving ISD Fall 2020 FIRST Report Financial Integrity Rating System of Texas

Disclosures

Reimbursements Received by the Superintendent and Board Members for Fiscal Year 2019

For the Twelve-month Period August 31, 2019	Superintendent	Superintendent	Board Member	Board Member	Board Member
Description of Reimbursements	Dr. Jose Para	Magda Hernandez	Steven Jones	Randy Randle	Nell Anne Hunt
Meals	29.32	516.11	97.49	166.31	77.40
Lodging	222.10	2,994.37	1,299.57	1,008.68	
Transportation	247.29	2,471.41		549.55	
Motor Fuel					
Other		3,172.19		2,000.00	2,000.00
Total	498.71	9,154.08	1,397.06	3,724.54	2,077.40

For the Twelve-month Period August 31, 2019	Board Member	Board Member	Board Member	Board Member	Board Member
Description of Reimbursements	A.D. Jenkins	Nuzhat Hye	Pamela Campbell	Tony Grimes	Rosemary Robbins
Meals	169.40	78.22	77.40	77.40	77.40
Lodging	1,096.84	810.29			
Transportation	583.55	227.81			
Motor Fuel					
Other	1,000.00	425.00	1,425.00	1,000.00	1,425.00
Total	2,849.79	1,541.32	1,502.40	1,077.40	1,502.40

Note – The spirit of the rule is to capture all “reimbursements” for fiscal year 2019, regardless of the manner of payment, including direct pay, credit card, cash, and purchase order. Reimbursements to be reported per category include:
Meals – Meals consumed off the school district’s premises, and in-district meals at area restaurants (excludes catered meals for board meetings).
Lodging - Hotel charges
Transportation - Airfare, car rental (can include fuel on rental), taxis, mileage reimbursements, leased cars, parking and tolls
Motor fuel – Gasoline.
Other - Registration fees, telephone/cell phone, internet service, fax machine, and other reimbursements (or on-behalf of) to the superintendent and board member not defined above.

Irving ISD Fall 2020 FIRST Report Financial Integrity Rating System of Texas

Disclosures

Outside Compensation and/or Fees Received by the Superintendent for Professional Consulting and/or Other Personal Services in Fiscal Year 2019

For the Twelve-Month Period Ended August 31, 2019	
Name(s) of Entity(ies)	
None	\$0.00
Total	\$0.00

Note – Compensation does not include business revenues from the superintendent’s livestock or agricultural-based activities on a ranch or farm. Report gross amount received (do not deduct business expenses from gross revenues). Revenues generated from a family business that have no relationship to school district business are not to be disclosed.

Irving ISD Fall 2020 FIRST Report Financial Integrity Rating System of Texas

Disclosures

Gifts Received by the Executive Officer(s) and Board Members (and First Degree Relatives, if any) in Fiscal Year 2019

For the Twelve-month Period August 31, 2019	Superintendent Dr. Jose Pare	Superintendent Magda Hernandez	Board Member Steven Jones	Board Member Randy Randle	Board Member Nell Anne Hunt
Summary Total	\$0.00	\$0.00	\$0.00	\$0.00	\$0.00

For the Twelve-month Period August 31, 2019	Board Member A.D. Jenkins	Board Member Nuzhat Hye	Board Member Pamela Campbell	Board Member Tony Grimes	Board Member Rosemary Robbins
Summary Total	\$0.00	\$0.00	\$0.00	\$0.00	\$0.00

Note – An executive officer is defined as the superintendent, unless the board of trustees or the district administration names additional staff under this classification. Gifts received by first degree relatives, if any, will be reported under the applicable school official.

Irving ISD Fall 2020 FIRST Report
Financial Integrity Rating System of Texas

Questions or
Comments

Texas Education Agency 2020 FIRST Report

**Irving ISD Fall 2020 FIRST Report
Financial Integrity Rating System of Texas**

Texas Education Agency 2018-2019 FIRST Report

Irving ISD Fall 2020 FIRST Report

Financial Integrity Rating System of Texas

FIRST

Financial Integrity Rating System of Texas

2019-2020 RATINGS BASED ON SCHOOL YEAR 2018-2019 DATA - DISTRICT STATUS DETAIL

Name: IRVING ISD(057912)	Publication Level 1: 8/6/2020 9:26:37 AM
Status: Passed	Publication Level 2: 8/6/2020 11:17:34 AM
Rating: A - Superior	Last Updated: 8/6/2020 11:17:34 AM
District Score: 96	Passing Score: 60

#	Indicator Description	Updated	Score
1	<u>Was the complete annual financial report (AFR) and data submitted to the TEA within 30 days of the November 27 or January 28 deadline depending on the school district's fiscal year end date of June 30 or August 31, respectively?</u>	3/30/2020 12:58:00 PM	Yes
2	Review the AFR for an unmodified opinion and material weaknesses. The school district must pass 2.A to pass this indicator. The school district fails indicator number 2 if it responds "No" to indicator 2.A, or to both indicators 2.A and 2.B.		
2.A	<u>Was there an unmodified opinion in the AFR on the financial statements as a whole? (The American Institute of Certified Public Accountants (AICPA) defines unmodified opinion. The external independent auditor determines if there was an unmodified opinion.)</u>	3/30/2020 12:58:00 PM	Yes
2.B	<u>Did the external independent auditor report that the AFR was free of any instance(s) of material weaknesses in internal controls over financial reporting and compliance for local, state, or federal funds? (The AICPA defines material weakness.)</u>	3/30/2020 12:58:00 PM	Yes
3	<u>Was the school district in compliance with the payment terms of all debt agreements at fiscal year end? (If the school district was in default in a prior fiscal year, an exemption applies in following years if the school district is current on its forbearance or payment plan with the lender and the payments are made on schedule for the fiscal year being rated. Also exempted are technical defaults that are not related to monetary defaults. A technical default is a failure to uphold the terms of a debt covenant, contract, or master promissory note even though payments to the lender, trust, or sinking fund are current. A debt agreement is a legal agreement between a debtor (a person, company, etc. that owes money) and their creditors, which includes a plan for paying back the debt.)</u>	3/30/2020 12:58:01 PM	Yes

Irving ISD Fall 2020 FIRST Report

Financial Integrity Rating System of Texas

4	<u>Did the school district make timely payments to the Teachers Retirement System (TRS), Texas Workforce Commission (TWC), Internal Revenue Service (IRS), and other government agencies?</u>	3/30/2020 12:58:01 PM	Yes
5	This indicator is not being scored.		
			1 Multiplier Sum
6	<u>Was the number of days of cash on hand and current investments in the general fund for the school district sufficient to cover operating expenditures (excluding facilities acquisition and construction)? (See ranges below.)</u>	3/30/2020 12:58:02 PM	10
7	<u>Was the measure of current assets to current liabilities ratio for the school district sufficient to cover short-term debt? (See ranges below.)</u>	3/30/2020 12:58:02 PM	8
8	<u>Was the ratio of long-term liabilities to total assets for the school district sufficient to support long-term solvency? If the school district's increase of students in membership over 5 years was 7 percent or more, then the school district passes this indicator. See ranges below.</u>	3/30/2020 12:58:02 PM	8
9	<u>Did the school district's general fund revenues equal or exceed expenditures (excluding facilities acquisition and reconstruction)? If not, was the school district's number of days of cash on hand greater than or equal to 60 days?</u>	3/30/2020 12:58:03 PM	10
10	<u>Was the debt service coverage ratio sufficient to meet the required debt service? (See ranges below.)</u>	3/30/2020 12:58:04 PM	10
11	<u>Was the school district's administrative cost ratio equal to or less than the threshold ratio? (See ranges below.)</u>	3/30/2020 12:58:04 PM	10
12	<u>Did the school district not have a 15 percent decline in the students to staff ratio over 3 years (total enrollment to total staff)? (If the student enrollment did not decrease, the school district will automatically pass this indicator.)</u>	3/30/2020 12:58:06 PM	10

Irving ISD Fall 2020 FIRST Report Financial Integrity Rating System of Texas

13	<u>Did the comparison of Public Education Information Management System (PEIMS) data to like information in the school district's AFR result in a total variance of less than 3 percent of all expenditures by function?</u>	3/30/2020 12:58:08 PM	10
14	<u>Did the external independent auditor indicate the AFR was free of any instance(s) of material noncompliance for grants, contracts, and laws related to local, state, or federal funds? (The AICPA defines material noncompliance.)</u>	3/30/2020 12:58:08 PM	10
15	<u>Did the school district not receive an adjusted repayment schedule for more than one fiscal year for an over allocation of Foundation School Program (FSP) funds as a result of a financial hardship?</u>	3/30/2020 12:58:08 PM	10
			96 Weighted Sum
			1 Multiplier Sum
			96 Score

Irving ISD Fall 2020 FIRST Report

Financial Integrity Rating System of Texas

DETERMINATION OF RATING

A.	Did the district answer "No" to Indicators 1, 3, 4, or 2.A? If so, the school district's rating is F for Substandard Achievement regardless of points earned.	
B.	Determine the rating by the applicable number of points. (Indicators 6-15)	
	A = Superior	90-100
	B = Above Standard	80-89
	C = Meets Standard	60-79
	F = Substandard Achievement	<60
<p>No Rating = A school district receiving territory that annexes with a school district ordered by the commissioner under TEC 13.054, or consolidation under Subchapter H, Chapter 41. No rating will be issued for the school district receiving territory until the third year after the annexation/consolidation.</p>		

Home Page: [Financial Accountability](#) | Send comments or suggestions to FinancialAccountability@tea.texas.gov

THE **TEXAS EDUCATION AGENCY**
 1701 NORTH CONGRESS AVENUE • AUSTIN, TEXAS, 78701 • (512) 463-9734

FIRST 5.9.1.0



**Irving ISD Fall 2020 FIRST Report
Financial Integrity Rating System of Texas**

**End of
Texas Education Agency
2020 FIRST Report**

**Irving ISD Fall 2020 FIRST Report
Financial Integrity Rating System of Texas**

Texas Education Agency 2019 FIRST Report

Irving ISD Fall 2020 FIRST Report

Financial Integrity Rating System of Texas

RATING YEAR: 2018-2019 DISTRICT NUMBER: district # Select An Option Help Home

FIRST
Financial Integrity Rating System of Texas

2018-2019 RATINGS BASED ON SCHOOL YEAR 2017-2018 DATA - DISTRICT STATUS DETAIL

Name: IRVING ISD(057912)	Publication Level 1: 8/7/2019 3:33:27 PM
Status: Passed	Publication Level 2: 8/8/2019 2:06:12 PM
Rating: A = Superior	Last Updated: 8/8/2019 2:06:12 PM
District Score: 98	Passing Score: 60

#	Indicator Description	Updated	Score
1	<u>Was the complete annual financial report (AFR) and data submitted to the TEA within 30 days of the November 27 or January 28 deadline depending on the school district's fiscal year end date of June 30 or August 31, respectively?</u>	8/5/2019 11:05:35 PM	Yes
2	Review the AFR for an unmodified opinion and material weaknesses. The school district must pass 2.A to pass this indicator. The school district fails indicator number 2 if it responds "No" to indicator 2.A or to both indicators 2.A and 2.B.		
2.A	<u>Was there an unmodified opinion in the AFR on the financial statements as a whole? (The American Institute of Certified Public Accountants (AICPA) defines unmodified opinion. The external independent auditor determines if there was an unmodified opinion.)</u>	8/5/2019 11:05:35 PM	Yes
2.B	<u>Did the external independent auditor report that the AFR was free of any instance(s) of material weaknesses in internal controls over financial reporting and compliance for local, state, or federal funds? (The AICPA defines material weakness.)</u>	8/5/2019 11:05:35 PM	Yes
3	<u>Was the school district in compliance with the payment terms of all debt agreements at fiscal year end? (If the school district was in default in a prior fiscal year, an exemption applies in following years if the school district is current on its exchange or payment plan with the lender and the payments are made on schedule for the fiscal year being rated. Also exempted are technical defaults that are not related to monetary defaults. A technical default is a failure to uphold the terms of a debt covenant, contract, or master promissory note even though payments to the lender, trust, or sinking fund are current. A debt agreement is a legal agreement between a debtor (= person, company, etc. that owes money) and their creditors, which includes a plan for paying back the debt.)</u>	8/5/2019 11:05:36 PM	Yes

Irving ISD Fall 2020 FIRST Report Financial Integrity Rating System of Texas

4	<u>Did the school district make timely payments to the Teachers Retirement System (TRS), Texas Workforce Commission (TWC), Internal Revenue Service (IRS), and other government agencies?</u>	8/5/2019 11:05:36 PM	Yes
5	This indicator is not being scored.		
			1 Multiplier Sum
6	<u>Was the number of days of cash on hand and current investments in the general fund for the school district sufficient to cover operating expenditures (excluding facilities acquisition and construction)? (See ranges below.)</u>	8/5/2019 11:05:36 PM	10
7	<u>Was the measure of current assets to current liabilities ratio for the school district sufficient to cover short-term debt? (See ranges below.)</u>	8/5/2019 11:05:37 PM	10
8	<u>Was the ratio of long-term liabilities to total assets for the school district sufficient to support long-term solvency? (If the school district's change of students in membership over 5 years was 7 percent or more, then the school district passes this indicator.) (See ranges below.)</u>	8/5/2019 11:05:37 PM	8
9	<u>Did the school district's general fund revenues equal or exceed expenditures (excluding facilities acquisition and construction)? If not, was the school district's number of days of cash on hand greater than or equal to 60 days?</u>	8/5/2019 11:05:38 PM	10
10	<u>Was the debt service coverage ratio sufficient to meet the required debt service? (See ranges below.)</u>	8/5/2019 11:05:38 PM	10

Irving ISD Fall 2020 FIRST Report Financial Integrity Rating System of Texas

11	<u>Was the school district's administrative cost ratio equal to or less than the threshold ratio? (See ranges below.)</u>	8/5/2019 11:05:39 PM	10
12	<u>Did the school district not have a 15 percent decline in the students to staff ratio over 3 years (total enrollment to total staff)? (If the student enrollment did not decrease, the school district will automatically pass this indicator.)</u>	8/5/2019 11:05:40 PM	10
13	<u>Did the comparison of Public Education Information Management System (PEIMS) data to like information in the school district's AFR result in a total variance of less than 3 percent of all expenditures by function?</u>	8/5/2019 11:05:41 PM	10
14	<u>Did the external independent auditor indicate the AFR was free of any instance(s) of material noncompliance for grants, contracts, and laws related to local, state, or federal funds? (The AICPA defines material noncompliance.)</u>	8/5/2019 11:05:41 PM	10
15	<u>Did the school district not receive an adjusted repayment schedule for more than one fiscal year for an over allocation of Foundation School Program (FSP) funds as a result of a financial hardship?</u>	8/5/2019 11:05:41 PM	10
			98 Weighted Sum
			1 Multiplier Sum
			98 Score

Irving ISD Fall 2020 FIRST Report

Financial Integrity Rating System of Texas

	98 Score
DETERMINATION OF RATING	
<p>A. Did the district answer 'No' to indicators 1, 3, 4, or 2 A? If so, the school district's rating is F for Substandard Achievement regardless of points earned.</p>	
<p>B. Determine the rating by the applicable number of points. (Indicators 6-15)</p>	
A = Superior	90-100
B = Above Standard	80-89
C = Meets Standard	60-79
F = Substandard Achievement	<60
<p>No Rating = A school district receiving territory that annexes with a school district ordered by the commissioner under TEC 13.054, or consolidation under Subchapter H, Chapter 41. No rating will be issued for the school district receiving territory until the third year after the annexation/consolidation.</p>	
<p>Home Page: Financial Accountability Send comments or suggestions to FinancialAccountability@tea.texas.gov</p>	
<p>THE TEXAS EDUCATION AGENCY 1701 NORTH CONGRESS AVENUE • AUSTIN, TEXAS, 78701 • (512) 463-9734</p>	
FIRST 3-9.1.0	

Irving ISD Fall 2020 FIRST Report Financial Integrity Rating System of Texas

Disclosures Outside Compensation Financial Integrity Rating System of Texas Fall 2019

Outside Compensation and/or Fees Received by the Superintendent for Professional Consulting and/or Other Personal Services in Fiscal Year 2018

For the Twelve-Month Period Ended August 31, 2018	
Name(s) of Entity(ies)	
None	\$0.00
Total	\$0.00

Note – Compensation does not include business revenues from the superintendent's livestock or agricultural-based activities on a ranch or farm. Report gross amount received (do not deduct business expenses from gross revenues). Revenues generated from a family business that have no relationship to school district business are not to be disclosed.

Irving ISD Fall 2020 FIRST Report Financial Integrity Rating System of Texas

Disclosures Gifts Received

Financial Integrity Rating System of Texas

Fall 2019

Gifts Received by the Executive Officer(s) and Board Members (and First Degree Relatives, if any) in Fiscal Year 2018

For the Twelve-Month Period August 31, 2018	Superintendent Dr. Jose Para	Board Member Larry Stipes	Board Member Randy Randle	Board Member Randy Necessary	Board Member Steven Jones
Summary Amounts	\$0.00	\$0.00	\$0.00	\$0.00	\$0.00

For the Twelve-Month Period August 31, 2018	Board Member Nell Anne Hunt	Board Member Dinosh Mali	Board Member A. D. Jenkins	Board Member Nuzhat Hye
Summary Amounts	\$0.00	\$0.00	\$0.00	\$0.00

Note – An executive officer is defined as the superintendent, unless the board of trustees or the district administration names additional staff under this classification. Gifts received by first degree relatives, if any, will be reported under the applicable school official.

Note: The ISD had not received the return gift/transaction questions from Mr. Mali as of the date of this report, however, there are no known reportable transactions of which the ISD is aware.

**Irving ISD Fall 2020 FIRST Report
Financial Integrity Rating System of Texas**

**Disclosures
Business Transactions
Financial Integrity Rating System of Texas
Fall 2019**

Business Transactions Between School District and Board Members for Fiscal Year 2018

For the Twelve-Month Period August 31, 2018	Superintendent Dr. Jose Para	Board Member Lerry Stipes	Board Member Randy Randle	Board Member Randy Necessary	Board Member Steven Jones
Summary Amounts	\$0.00	\$0.00	\$0.00	\$0.00	\$0.00

For the Twelve-Month Period August 31, 2018	Board Member Neil Anne Hunt	Board Member Dinesh Mali	Board Member A D Jenkins	Board Member Nuzhat Hye
Summary Amounts	\$0.00	\$0.00	\$0.00	\$0.00

Note - The summary amounts reported under this disclosure are not to duplicate the items reported in the summary schedule of reimbursements received by board members.

**END
of REPORT**

CONSENT AGENDA ITEM

12/14/2020

TOPIC: Consider Approval of Minutes of Board Work Session on Monday, November 9, 2020, Special Called Meeting, Monday, November 16, 2020, and Regular Board meeting on Monday, November 16, 2020

SUBMITTED BY: Magda Hernandez, Superintendent

BACKGROUND: The Irving Independent School District Board of Trustees held a Board Work Session on Monday, November 9, 2020, Special Called Meeting, Monday, November 16, 2020, and Regular Board meeting on Monday, November 16, 2020. The minutes of each said meeting are hereby presented to the Board for review and approval.

ADMINISTRATIVE RECOMMENDATION: Approval of Minutes of Board Work Session on Monday, November 9, 2020, Special Called Meeting, Monday, November 16, 2020, and Regular Board meeting on Monday, November 16, 2020.

RECOMMENDED BOARD MOTION: I move for Board approval of the minutes of Board Work Session on Monday, November 9, 2020, Special Called Meeting, Monday, November 16, 2020, and Regular Board meeting on Monday, November 16, 2020.

Additional Agenda Sheets Attached: Yes No

Attachments:

- Minutes of Board Work Session on Monday, November 9, 2020
- Minutes of Special Called Meeting on Monday, November 16, 2020
- Minutes of Board Regular Board Meeting on Monday, November 16, 2020

**IRVING INDEPENDENT SCHOOL DISTRICT
WORK SESSION - BOARD OF TRUSTEES
6:30 P.M.
2621 W. Airport Freeway, Irving, Texas, 75062
Monday, November 9, 2020**

Call to Order The work session was called to order by President A.D. Jenkins at 6:30 p.m.

- MEMBERS A.D. Jenkins, President
PRESENT: Nell Anne Hunt, Vice President
 Randy Randle, Secretary
 Tony Grimes
 Nuzhat Hye
 Dr. Rosemary Robbins
- ABSENT: Pamela Campbell
- ALSO Magda Hernandez, Superintendent
PRESENT: Dr. Juan Carlos Martinez, Deputy Superintendent School
 Operations
 Magda Hernandez, Superintendent
PRESENT: Dr. Juan Carlos Martinez, Deputy Superintendent School
 Operations
 Dr. Jeannine Porter, Deputy Superintendent School
 Leadership
 Dr. Jackie Gorena, Chief of Learning Services
 Dr. Andre Smith, Chief of Administrative Services
 Gary Micinski, Chief Financial Officer
 Alvin McQuarters, Chief of Technology and Innovation
 Dr. Nicole Mansell, Chief of Marketing and
 Communications
 David Bungler, District General Council
 Dr. Lance Campbell, Assistant Chief Administrative
 Services
 Curtis Mauricio, Assistant Chief Secondary Schools
 Fernando Natividad, Assistant Chief of Finance & Federal
 Programs
 Alejandro Meja, Director of Transportation
 Terry Zettle, Director of Security
 Dr. Jaretha Jordan, Executive Director of PK-5 Schools
 Stephanie Striker, Clifton ECS
 Lynn Andrews, Administrative Assistant to Deputy
 Superintendent School Operations
 Karen Edwards, Executive Assistant
- VISITORS: Michael Kelley

Public Comments Stephanie Strike, 1216 Churchill Dr.

Ms. Strike made comments regarding teachers not being able to work from home.

Discuss
Considerations for
the Development
of the 2021-2022
School Calendar

Mr. Curtis Mauricio, Assistant Chief of Secondary Schools, gave a presentation which highlighted the calendar development parameters for the 2021-2022 school year. Teachers and staff input will be sought before the preparation of draft 2021-2022 student and teacher calendars.

Receive an
Overview of 2020-
2021 Campus
Improvement
Plans and Target
Improvement Plan

Dr. Jeannine Porter, Deputy Superintendent of School Leadership, gave an overview of the 2020-2021 Campus Improvement Plans and Target Improvement Plan. The overview to align identification of schools for improvement with the state's accountability system, TEA utilizes the Closing the Gaps (CTG) domain performance to identify comprehensive, targeted, and additional targeted support and improvement schools.

Discussion of

55

Discussion took place on the November 16, 2020, Regular Meeting Agenda

matters.

The work session adjourned at 7:02 p.m.

**IRVING INDEPENDENT SCHOOL DISTRICT
SPECIAL CALLED MEETING - BOARD OF TRUSTEES**

**Irving IISD Boardroom
2621 W. Airport Freeway
Irving, Texas, 75062
Monday, November 16, 2020
6:30 p.m.**

Call to Order
Special Called
Meeting

The meeting was called to order by President A.D. Jenkins at 6:30 p.m. He announced that a quorum was present and that the meeting had been duly called, and that notice of the meeting had been posted in accordance with the Texas Open Meetings Act, Texas Government Code Chapter 551.

MEMBERS A.D. Jenkins, President

PRESENT: Nell Anne Hunt, Vice President
Randy Randle, Secretary
Pamela Campbell
Tony Grimes
Nuzhat Hye

ABSENT: Dr. Rosemary Robbins

ALSO Magda Hernandez, Superintendent

PRESENT: Dr. Juan Carlos Martinez, Deputy Superintendent School Operations
Dr. Jeannine Porter, Deputy Superintendent School Leadership
Dr. Jackie Gorena, Chief of Learning Services
Dr. Andre Smith, Chief of Administrative Services
Gary Micinski, Chief Financial Officer
Alvin McQuarters, Chief of Technology and Innovation
Dr. Nicole Mansell, Chief of Marketing and Communications
David Bunger, District General Council
Dr. Lance Campbell, Assistant Chief Administrative Services
Curtis Mauricio, Assistant Chief Secondary Schools
Fernando Natividad, Assistant Chief of Finance & Federal Programs
Dr. Jaretha Jordan, Executive Director PK-5 Schools
Jennifer McKee, Director of Early Childhood Programs
Jim Scrivner, Executive Director Facilities
Sammy Andrews, Assistant Director Facilities
Meritza Webb, Lead Director Employee Services and Risk Management
Katie Gilleland, Director of Human Resources (West) PK-12
Jorge Acosta, Director of Human Resources (East) PK-12
Lynn Andrews, Administrative Assistant of Deputy Superintendent School Operations
Karen Edwards, Executive Assistant

VISITORS: Michael Kelley
Al Cercone
Lee Mosty
Karen Marcum
Leigh Davila
Tony Davila
Stefanie Kelley
Lynda Randle
Philip Kelley
Leo Hull
Sharon DeBerry
Andrew Jackson, Jr., Pastor
Bruce Burns

<p>Motion re Approval of Resolution and Order No. 20-21-04 of the Irving Independent School District Canvassing the Returns and Declaring the Results of the General Election Held November 3, 2020 for the Purpose of Electing One Member to the Board of Trustees of the Irving Independent School District in Single Member Districts 1 and 2</p>	<p>Administration recommended approval of Resolution and Order No. 20-21--04 of the Irving Independent School District Canvassing the Returns and Declaring the Results of the General Election as follows: Rosemary Robbins, District 1, and Michael Kelley, District 1.</p> <p>Motion was made by Randy Randle, seconded by Tony Grimes, to approve Resolution and Order No. 20-21-04 of the Irving Independent School District canvassing returns and declaring the results of an election of to the board of trustees.</p> <p>Motion passed 6-0 Dr. Rosemary Robbins absent</p>
<p>Issue Certificate of Election to New Trustees</p>	<p>Certificates of election were prepared and issued for Dr. Rosemary Robbins, Trustee, District 1, and Michael Kelley, Trustee, District 2.</p>
<p>Ensure New Trustees Complete Statement of Elected Official</p>	<p>Newly elected and appointed trustees signed a Statement of Elected / Appointed Officer.</p>
<p>Administer Oath of Office to Newly Elected Board Members</p>	<p>Justice of the Peace Al Cercone administered the "Oath of Office" to newly elected Board Members.</p>
<p>Recognition of Service Rendered by Nell Anne Hunt</p>	<p>Nell Anne Hunt was recognized for her service as a School Trustee.</p>
<p>Election of Board of Trustees Officers</p>	<p>Nominations were opened for President of the Board of Trustees.</p> <p>Nuzhat Hye nominated Randy Randle and seconded by Tony Grimes.</p> <p>Motion passed 6-0 Dr. Rosemary Robbins absent</p> <p>Nominations were opened for Vice President.</p> <p>Tony Grimes nominated A.D. Jenkins</p> <p>Motion failed 2-4 Dr. Rosemary Robbins absent</p> <p>Michael Kelley nominated Nuzhat Hye</p> <p>Motion passed 4-2 Dr. Rosemary Robbins absent</p> <p>Nominations were opened for Secretary.</p>

A.D. Jenkins nominated Tony Grimes

Motion failed 2-4 Dr. Rosemary Robbins absent

Nuzhat Hye nominated Pamela Campbell

Motion passed 4-2 Dr. Rosemary Robbins absent

There being no further business, the meeting was adjourned at 6:51 p.m.

**IRVING INDEPENDENT SCHOOL DISTRICT
REGULAR MEETING - BOARD OF TRUSTEES
7:00 P.M.
2621 W. Airport Freeway, Irving, Texas, 75062
Monday, November 16, 2020**

Call to Order
Regular Meeting

The meeting was called to order by President Randy Randle at 7:00 p.m. He announced that a quorum was present and that the meeting had been duly called, and that notice of the meeting had been posted in accordance with the Texas Open Meetings Act, Texas Government Code Chapter 551.

MEMBERS Randy Randle, President
PRESENT: Nuzhat Hye, Vice President
Pam Campbell, Secretary
Tony Grimes
A.D. Jenkins
Michael Kelley

ABSENT: Dr. Rosemary Robbins

ALSO Magda Hernandez, Superintendent
PRESENT: Dr. Juan Carlos Martinez, Deputy Superintendent School Operations
Dr. Jeannine Porter, Deputy Superintendent School Leadership
Dr. Jackie Gorena, Chief of Learning Services
Dr. Andre Smith, Chief of Administrative Services
Gary Micinski, Chief Financial Officer
Alvin McQuarters, Chief of Technology and Innovation
Dr. Nicole Mansell, Chief of Marketing and Communications
David Bunger, District General Council
Dr. Lance Campbell, Assistant Chief Administrative Services
Curtis Mauricio, Assistant Chief Secondary Schools
Fernando Natividad, Assistant Chief of Finance & Federal Programs
Dr. Jaretha Jordan, Executive Director PK-5 Schools
Jennifer McKee, Director of Early Childhood Programs
Jim Scrivner, Executive Director Facilities
Sammy Andrews, Assistant Director Facilities
Gary Brown, Facilities
Sam Bernal, Principal Kinkeade Early Childhood
Meritza Webb, Lead Director Employee Services and Risk Management
Haifa Zabri, Schulze Elementary
Catalino Benitez, Kinkeade Early Childhood
Greg Denney, Guest Educator
Linda Torres-Rangel, Principal Schulze Elementary
Katie Gilleland, Director of Human Resources (West) PK-12
Jorge Acosta, Director of Human Resources (East) PK-12
Lynn Andrews, Administrative Assistant of Deputy Superintendent School Operations
Karen Edwards, Executive Assistant

VISITORS: Sameh Alami, 4555 N. O'Connor Rd.

The invocation was given by Pastor Andrew Jackson, Jr, West Irving Church of God in Christ. The pledges to the flags were led by Mrs. Pam Campbell.

Recognition of
Teacher of the
Month

Mr. A.D. Jenkins recognized - Haifa Zabri, Prekindergarten Teacher at Schulze Elementary School, as teacher of the month.

Recognition of

Mr. Michael Kelley recognized Catalino Benitez, Night Lead

Employee of the Month	Custodian at Kinkeade Early Childhood School, as Employee of the Month.
Recognition of Guest Educator of the Month	Mrs. Nuzhat Hye recognized Greg Denney, as Guest Educator of the Month.
Public Comment	There were no public comments.
	Motion was made by A.D. Jenkins, seconded by Nuzhat Hye, to approve the Consent Agenda as follows:
	<ol style="list-style-type: none"> 1. Approval of Minutes of Board Work Session on Monday, October 19, 2020 and Regular Board Meeting on Monday, October 26, 2020 2. Approval of Financial Statement for September 2020 3. Approval of Resolution and Order No. 20-21-04 Authorizing November Amendment to the 2020-2021 Budget 4. Approval of Supplements to Irving ISD Tax Rolls 5. Approval of 2020-2021 Campus Improvement Plans and Targeted Improvement Plan 6. Approval of Item No. 2021-10 Approving the Award of Request for Proposal (RFP) No. 20-04-922 for the Purchase of Comprehensive Marketing Products and Services 7. Approval of Item No. 2021-11 Approving the Award Request for Proposal (RFP) No. 21-08-914 for the Purchase and Installation of Security Film at Various Campuses 8. Approval of an Interlocal Subcontract Agreement between the University of North Texas and Irving ISD for the Home Instruction for Parents of Preschool Youngsters (HIPPY) Program 9. Approval of Implementation of the Home Instructional Extension for Parents as Educators (HIEPE) Program 10. Approval of Acceptance of Gifts and Donations to the District
	Motion passes 6-0 - 1 Absence (Dr. Rosemary Robbins)
Announcements Administration	<p>Superintendent Magda Hernandez announcements included; Irving ISD has the highest experienced teacher salaries, Holley Nasky, Coordinator Gifted/Advanced Academics was named the 2021 Vice Chair of the Leadership Resource Committee for the Texas Association for the Gifted and Talented, Ms. Hernandez gave a shout out to staff from the Administration Building who have stepped up and served as guest educators at our schools and thanked all staff and teachers for countless hours worked. Ms. Hernandez asked that everyone follow healthy guidelines as well as self-care. She also welcomed our newly elected Trustee, Mr. Michael Kelley.</p>
Announcements Board	<p>Trustees announced their attendance at district and other events including welcoming Mr. Michael Kelley as the newly elected Board member, congrats to Dr. Rosemary Robbins for re-election, thanks to all employees, Nimitz JROTC, Go Irving,</p>
	<p>There being no further business, the meeting was adjourned at approximately 7:30 p.m.</p>

CONSENT AGENDA ITEM
12/14/2020

TOPIC: Financial Statements for October 2020

SUBMITTED BY: Gary Micinski, Chief Financial Officer

BACKGROUND: The monthly preparation of the financial statements is to provide information about the financial position, performance, and changes in financial position of the District, which can be useful to the Board of Trustees, management, and other stakeholders in making economic decisions.

ADMINISTRATIVE RECOMMENDATION: The Administration recommends that the Board approve the Financial Statements for October 2020.

RECOMMENDED BOARD MOTION: I move the Board approve the Financial Statements for October 2020.

Attachments:

1. Summary Memo from Steve Franks to Gary Micinski
2. Graphic Presentation of Expenditures and Fund Balance
3. Expenditures and Revenue Report for All Funds
4. Balance Sheet Reports for General Operating, Food Service and Debt Service Funds

Date: December 14, 2020
To: Gary Micinski, Chief Financial Officer
From: Steve Franks, Director of Business Operations
Subject: Financial Statements for October 2020

General Operating Fund

Revenue:

Total revenue and other sources for the General Operating Fund through October were \$71,497,113 or 21.0% of budget, compared to \$83,479,218 or 24.6% of budget last year, a decrease of \$11,982,104 or 14.4%. The decrease in total revenue and other sources was attributed to the following item:

- State revenue including per capita and foundation receipts totaled \$66,302,875 compared to \$76,443,684 last year, a decrease of \$10,140,809 or 13.3%. For fiscal year 2020-2021 state funding was reduced by approximately \$23 million based on the anticipated increase in property tax revenue.

Expenditures:

Total expenditures and other uses for the General Operating Fund through October were \$54,140,819 or 15.6% of budget, compared to \$49,892,749 or 14.7% of budget last year, an increase of \$4,248,070 or 8.5%. The increase in total expenditures was attributed to the following item:

- Function 11 – Payroll expenditures were \$31,798,284 or 16.5% of budget, compared to \$29,594,104 or 16.0% of budget last year, an increase of \$2,204,181 or 7.5%. This increase is attributed to the hiring of teachers for PreK programs at elementary campuses.

Food Service Fund

Revenue:

Total revenue and other sources for the Food Service Fund through October were \$4,262,197 or 23.2% of budget compared to \$5,548,292 or 22.5% of budget last year, a decrease of \$1,286,096 or 23.2%. The decrease in total revenue was attributed to the following item:

- There is a reduction of \$743,136 or 14.9% in federal revenue through the first two months of the current year, compared to the same period in the prior year.

Expenditures:

Total expenditures and other uses for the Food Service Fund through October were \$3,140,797 or 15.2% of budget compared to \$3,941,507 or 14.4% of budget last year which represents a decrease of \$800,710 or 20.3%. The decrease in total expenditures was attributed to the following item:

- Function 35 – Food Service: Food and supply expenditures were \$1,119,377 or 10.9% of budget compared to \$2,161,768 or 15.4% of budget last year, a decrease of \$1,042,391 or 48.2%.

Meals Served thru October – Current & Prior Year Comparison

Breakfast			Lunch			Dinner		
19-20	20-21	Diff (+/-)	19-20	20-21	Diff (+/-)	19-20	20-21	Diff (+/-)
843,277	471,902	(371,375)	1,075,763	517,572	(558,191)	48,065	5,403	(42,662)
		(44.0%)			(51.9%)			(88.8%)

Debt Service Fund

Revenue:

There was no significant difference in total revenue and other sources for the Debt Service Fund through October when compared to total revenue and other sources through the same period of the previous year.

Expenditures:

There was no significant difference in total expenditures and other uses for the Debt Service Fund through October when compared to total expenditures and other uses through the same period of the previous year.

Special Revenue Funds

Special Revenue Funds are used to account for the proceeds of special revenue sources (other than tax assessments, major capital projects, etc.) that are legally restricted to expenditures for specified purposes, such as special education grants.

Revenue:

There was no significant difference in total revenue and other sources for the Special Revenue Funds through October when compared to total revenue and other sources through the same period of the previous year.

Expenditures:

Total expenditures and other uses for the Special Revenue Funds through October was \$5,609,820 compared to \$3,277,474 in the prior year which represents an increase of \$2,332,346 or 71.2%. The increase in expenditures is attributed to CARES Act funding to pay for COVID-19 protective measures for District facilities and technology upgrades for classrooms and distance learning.

Capital Projects Funds

Revenue:

There was no significant difference in total revenue and other sources for the Capital Projects Funds through October when compared to total revenue and other sources through the same period of the previous year.

Expenditures:

There was no significant difference in total expenditures and other uses for the Capital Projects Funds through October when compared to total expenditures and other uses through the same period of the previous year.

Proprietary Funds

Irving ISD maintains the following Enterprise and Internal Service Funds: Workers' Compensation, Unemployment, Science Refurbishment, and Print Shop Service Center.

Revenue:

Total revenue and other sources for the Enterprise and Internal Service Funds through October were \$655,846 or 26.5% of budget compared to \$413,616 or 28.6% of budget last year which represents an increase of \$242,230 or 58.6%.

- The District has increased its contribution to the unemployment internal service fund to offset the increase in unemployment claims throughout the Summer and Fall of 2020. Unemployment charges for services increased by \$291,147 in the first two months of the new fiscal year compared to the prior fiscal year.

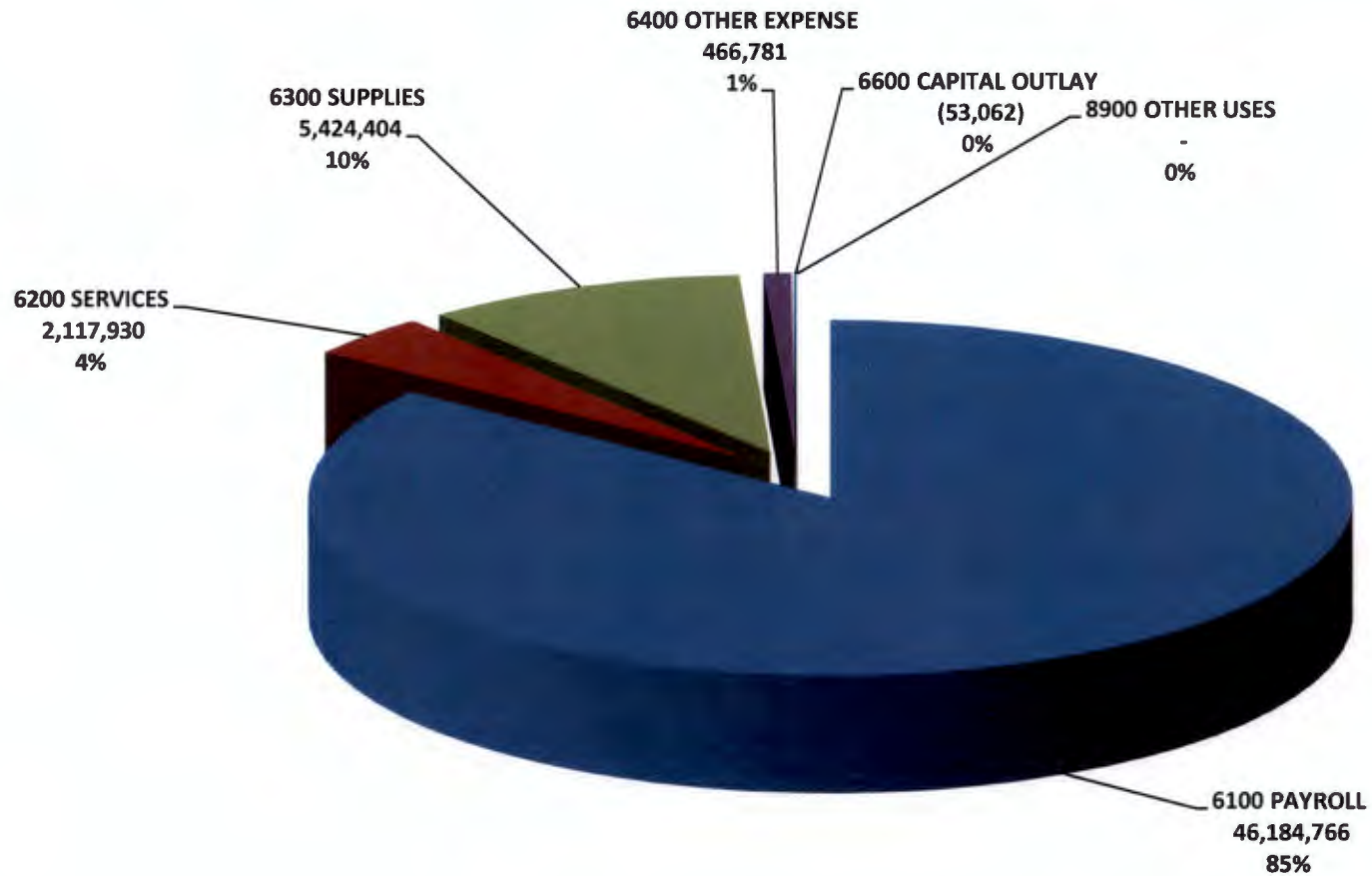
Expenditures:

Total expenditures for the Enterprise and Internal Service Funds through October were \$372,380 or 15.0% of budget, compared to \$313,431 or 12.7% of budget last year which represents an increase of \$58,950 or 18.8%.

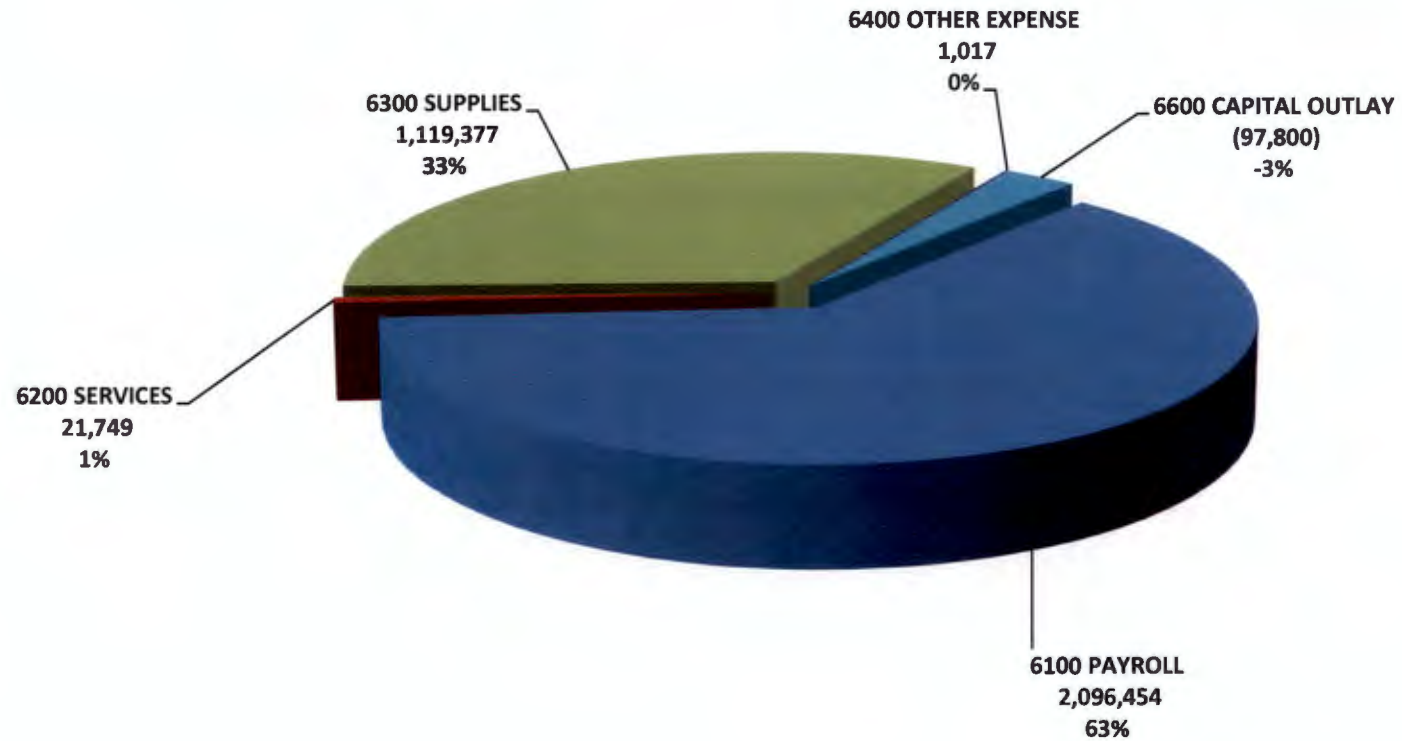
- Workers' compensation claims and other expenses increased by \$63,972 or 40.7% in the first two months of the new fiscal year compared to the prior fiscal year.

As of October 31, 2020, total net assets for all Enterprise and Internal Service Funds were \$1,382,471, and all Enterprise and Internal Service Funds have a positive net asset position.

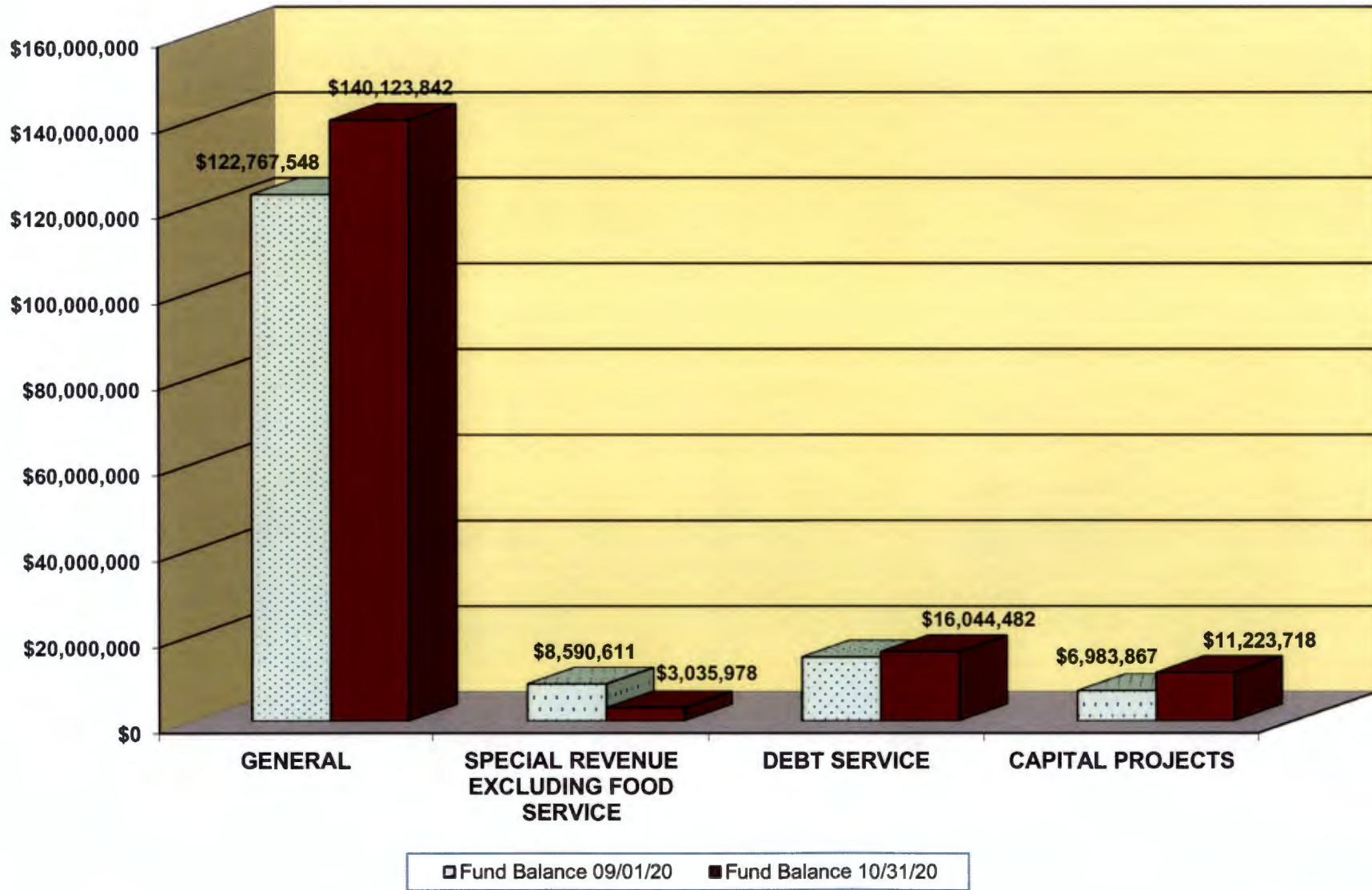
General Operating Fund YTD Actual Expenditures October 31, 2020



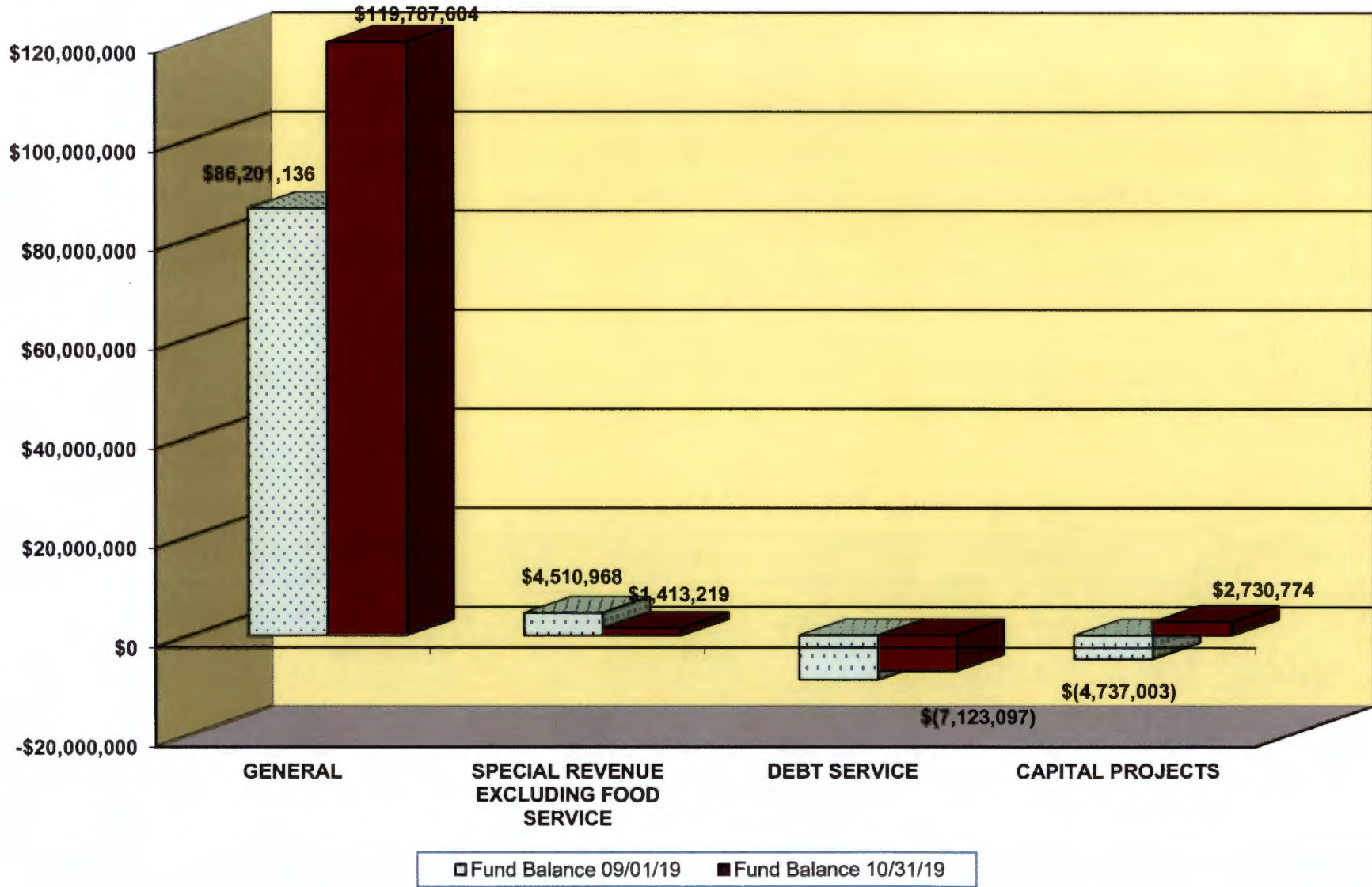
Food Service Fund YTD Actual Expenditures October 31, 2020



Comparative Fund Balances October 31, 2020



Comparative Fund Balances October 31, 2019



IRVING INDEPENDENT SCHOOL DISTRICT
 COMPARISON OF GENERAL OPERATING BUDGET & ACTUAL
 October 31, 2020

	CURRENT YEAR						PRIOR YEAR		
	09/01/2020 to 10/31/2020			10/20 MTD	(OVER) UNDER		09/01/2019 to 10/31/2019		
	BUDGET	ACTUAL	%YTD	ACTUAL	%MTD	YTD BUDGET	BUDGET	ACTUAL	%YTD
REVENUE									
LOCAL RESOURCES:									
5711 TAXES CURRENT YEAR	159,000,000	4,190,929	2.6%	4,187,853	2.6%	154,809,071	143,312,706	5,133,441	3.6%
5712 DELINQUENT TAXES	296,205	173,210	58.5%	80,295	27.1%	122,995	720,164	124,920	17.3%
5719 OTHER TAX RELATED REVENUE	500,000	230,447	46.1%	133,473	26.7%	269,553	500,000	149,556	29.9%
TOTAL TAXES	159,796,205	4,594,586	2.9%	4,401,621	2.8%	155,201,619	144,532,870	5,407,917	3.7%
5735 SUMMER SCHOOL	-	-	--	-	--	-	50,000	500	1.0%
5738 PARKING FEES	4,500	1,428	31.7%	1,071	23.8%	3,072	5,000	2,609	52.2%
5739 OTHER TUITION AND FEES	200,000	17,412	8.7%	17,457	8.7%	182,588	350,000	93,011	26.6%
5742 INVESTMENT EARNINGS	500,000	36,928	7.4%	13,372	2.7%	463,072	1,000,000	416,184	41.6%
5743 RENTAL OF FACILITIES	70,000	-	0.0%	-	0.0%	70,000	200,000	23,028	11.5%
5744 GIFTS AND BEQUESTS	623,577	-	0.0%	-	0.0%	623,577	154,177	78,285	50.8%
5745 NET INSURANCE RECOVERY	200,000	103,026	51.5%	-	0.0%	96,974	-	2,802	--
5746 TIF TAXES COLLECTED	-	-	--	-	--	-	-	-	--
5749 MISCELLANEOUS REVENUE	253,220	172,070	68.0%	94,605	37.4%	81,151	249,184	266,573	107.0%
5752 ATHLETIC	-	24,811	--	21,117	--	(24,811)	261,000	116,545	44.7%
5755 ACTIVITY FUND RECEIPTS	1,914,786	61,845	3.2%	38,179	2.0%	1,852,941	1,298,386	335,918	25.9%
5766 CONCURRENT ENROLLMENT	50,000	-	0.0%	-	0.0%	50,000	25,000	49,000	196.0%
5767 IRVING SCHOOL FOUNDATION	-	-	44.3%	-	0.0%	111,452	-	-	--
5769 REVENUE FROM INTERMEDIATE	200,000	88,548	12.6%	46,394	1.2%	3,510,016	150,000	-	0.0%
TOTAL OTHER LOCAL RESOURCES	4,016,083	506,067	12.6%	232,194	5.8%	3,510,016	3,742,747	1,384,455	37.0%
TOTAL LOCAL RESOURCES	163,812,288	5,100,653	3.1%	4,633,815	2.8%	158,711,635	148,275,617	6,792,371	4.6%
STATE RESOURCES:									
5811 PER CAPITA	14,733,689	1,508,651	10.2%	1,009,833	6.9%	13,225,038	7,894,020	1,276,727	16.2%
5812 FOUNDATION ENTITLEMENTS	142,109,122	61,934,151	43.6%	28,844,213	20.3%	80,174,971	165,627,056	72,795,400	44.0%
5819 STATE	-	-	--	-	--	-	-	-	--
5829 TEA/NON-FOUNDATION REVENUE	-	-	--	-	--	-	-	-	--
5831 STATE TRS ON-BEHALF	15,652,186	2,860,073	18.3%	1,463,405	9.3%	12,792,113	12,962,813	2,371,557	18.3%
TOTAL STATE RESOURCES	172,494,997	66,302,875	38.4%	31,317,451	18.2%	106,192,122	186,483,889	76,443,684	41.0%
FEDERAL RESOURCES:									
5929 FEDERAL REVENUE-TEA DISTR.	350,000	-	0.0%	-	0.0%	350,000	350,000	662	0.2%
5931 SHARS REIMBURSEMENT	4,000,000	53,103	1.3%	38,801	1.0%	3,946,897	3,800,000	196,197	5.2%
5946 BABS SUBSIDY	-	-	--	-	--	-	734,608	-	0.0%
5949 ROTC	250,000	34,973	14.0%	31,400	12.6%	215,027	250,000	42,492	17.0%
TOTAL FEDERAL RESOURCES	4,600,000	88,076	1.9%	70,201	1.5%	4,511,924	5,134,608	239,350	4.7%
OTHER SOURCES:									
7912 SALE OF FIXED ASSETS	-	5,510	--	-	--	(5,510)	-	3,813	--
7915 INTERFUND TRANSFERS IN	-	-	--	-	--	-	-	-	--
7918 SPECIAL ITEMS	-	-	--	-	--	-	-	-	--
7919 EXTRAORDINARY ITEMS	-	-	--	-	--	-	-	-	--
TOTAL OTHER REVENUE SOURCES	-	5,510	--	-	--	(5,510)	-	3,813	--
TOTAL GENERAL OPERATING REVENUE:	340,907,285	71,497,113	21.0%	36,021,467	10.6%	269,410,171	339,894,114	83,479,218	24.6%

IRVING INDEPENDENT SCHOOL DISTRICT
 COMPARISON OF GENERAL OPERATING BUDGET & ACTUAL
 October 31, 2020

	CURRENT YEAR						PRIOR YEAR		
	09/01/2020 to 10/31/2020			10/20 MTD	(OVER) UNDER		09/01/2019 to 10/31/2019		
	BUDGET	ACTUAL	%YTD	ACTUAL	%MTD	YTD BUDGET	BUDGET	ACTUAL	%YTD
EXPENDITURES									
11 INSTRUCTION:									
6100 PAYROLL	193,090,090	31,798,284	16.5%	16,003,137	8.3%	161,291,806	185,485,141	29,594,104	16.0%
6200 CONTRACTED SERVICES	2,154,004	580,329	26.9%	78,338	3.6%	1,573,675	2,030,602	574,815	28.3%
6300 SUPPLIES	8,126,438	2,331,062	28.7%	1,175,611	14.5%	5,795,376	11,816,890	1,294,865	11.0%
6400 OTHER EXPENSE	1,561,287	55,946	3.6%	43,005	2.8%	1,505,341	2,319,123	366,640	23.6%
6600 CAPITAL OUTLAY	30,357	2,991	9.9%	3,090	10.2%	27,366	51,236	-	0.0%
TOTAL INSTRUCTION	204,962,176	34,768,612.70	17.0%	17,303,182	8.4%	170,193,563	201,702,993	31,830,424	15.8%
12 LIBRARY:									
6100 PAYROLL	4,744,581	763,350	16.1%	380,756	8.0%	3,981,231	4,332,073	774,567	17.9%
6200 CONTRACTED SERVICES	90,515	2,184	2.4%	764	0.8%	88,332	52,660	9,813	18.6%
6300 SUPPLIES	1,123,077	537,499	47.9%	398,306	35.5%	585,578	1,180,820	401,114	34.0%
6400 OTHER EXPENSE	54,152	(4,062)	-7.5%	(1,148)	-2.1%	58,214	70,758	9,331	13.2%
6600 CAPITAL OUTLAY	33,489	-	0.0%	-	0.0%	33,489	15,000	-	0.0%
TOTAL LIBRARY	6,045,814	1,298,970	21.5%	778,677	12.9%	4,746,843	5,651,311	1,194,826	21.1%
13 STAFF DEVELOPMENT:									
6100 PAYROLL	3,398,065	667,289	19.6%	282,015	8.3%	2,730,776	3,040,680	444,898	14.5%
6200 CONTRACTED SERVICES	359,790	41,814	11.6%	33,285	9.3%	317,976	558,572	76,328	13.7%
6300 SUPPLIES	1,338,191	450,543	33.7%	64,057	4.8%	887,649	1,142,576	727,429	55.7%
6400 OTHER EXPENSE	542,805	66,778	12.3%	61,027	11.2%	476,027	611,617	138,088	22.6%
6600 CAPITAL OUTLAY	-	-	-	-	-	-	68,000	-	0.0%
TOTAL STAFF DEVELOPMENT	5,638,851	1,226,423	21.7%	440,384	7.8%	4,412,428	5,421,446	1,386,743	25.6%
21 INSTRUCTIONAL ADMINISTRATION:									
6100 PAYROLL	5,324,842	868,475	16.3%	428,505	8.0%	4,456,367	4,547,350	802,201	17.6%
6200 CONTRACTED SERVICES	345,766	27,020	7.8%	4,787	1.4%	318,745	416,448	85,888	20.6%
6300 SUPPLIES	557,470	126,983	22.8%	21,505	3.9%	430,488	310,232	53,889	17.4%
6400 OTHER EXPENSE	319,420	64,551	20.2%	58,493	18.3%	254,869	287,473	41,051	14.3%
6600 CAPITAL OUTLAY	500	-	0.0%	-	0.0%	500	500	-	0.0%
TOTAL INSTRUCTIONAL ADMINISTRATION	6,547,998	1,087,029	16.6%	513,289	7.8%	5,460,968	5,562,003	983,028	17.7%
23 SCHOOL ADMINISTRATION:									
6100 PAYROLL	20,540,232	3,391,541	16.5%	1,690,168	8.2%	17,148,691	20,769,238	3,333,437	16.0%
6200 CONTRACTED SERVICES	102,577	52,403	51.1%	11,185	10.9%	50,174	105,962	49,968	47.2%
6300 SUPPLIES	288,718	98,494	34.1%	71,522	24.8%	190,224	256,888	49,559	19.3%
6400 OTHER EXPENSE	300,690	43,101	14.3%	29,431	9.8%	257,589	228,540	38,835	17.0%
6600 CAPITAL OUTLAY	2,837	-	0.0%	-	0.0%	2,837	-	-	-
TOTAL SCHOOL ADMINISTRATION	21,235,054	3,585,540	16.9%	1,802,306	8.5%	17,649,514	21,360,628	3,471,798	16.3%

IRVING INDEPENDENT SCHOOL DISTRICT
 COMPARISON OF GENERAL OPERATING BUDGET & ACTUAL
 October 31, 2020

	CURRENT YEAR						PRIOR YEAR		
	09/01/2020 to 10/31/2020			10/20 MTD		(OVER) UNDER	09/01/2019 to 10/31/2019		
	BUDGET	ACTUAL	%YTD	ACTUAL	%MTD	YTD BUDGET	BUDGET	ACTUAL	%YTD
31 COUNSELING SERVICES:									
6100 PAYROLL	14,930,545	2,470,053	16.5%	1,224,532	8.2%	12,460,492	13,818,991	2,390,926	17.3%
6200 CONTRACTED SERVICES	956,241	19,572	2.0%	10,295	1.1%	936,669	1,171,080	385,005	32.9%
6300 SUPPLIES	517,719	408,196	78.8%	109,391	21.1%	109,522	321,973	179,321	55.7%
6400 OTHER EXPENSE	74,085	5,504	7.4%	2,456	3.3%	68,582	87,542	26,261	30.0%
6600 CAPITAL OUTLAY	-	-	--	-	--	-	-	-	--
TOTAL COUNSELING SERVICES	16,478,591	2,903,325	17.6%	1,346,674	8.2%	13,575,266	15,399,586	2,981,513	19.4%
32 ATTENDANCE SERVICES:									
6100 PAYROLL	1,341,408	223,950	16.7%	109,367	8.2%	1,117,458	1,581,844	208,912	13.2%
6200 CONTRACTED SERVICES	1,662	826	49.7%	451	27.1%	836	750	750	100.0%
6300 SUPPLIES	-	-	--	-	--	-	-	-	--
6400 OTHER EXPENSE	7,255	292	4.0%	292	4.0%	6,963	7,346	653	8.9%
TOTAL ATTENDANCE SERVICES	1,350,325	225,068	16.7%	110,110	8.2%	1,125,257	1,589,940	210,315	13.2%
33 HEALTH SERVICES:									
6100 PAYROLL	3,390,515	563,910	16.6%	278,694	8.2%	2,826,605	3,297,553	552,261	16.7%
6200 CONTRACTED SERVICES	5,596	(46)	-0.8%	(886)	-15.8%	5,641	5,596	1,964	35.1%
6300 SUPPLIES	135,394	13,812	10.2%	9,319	6.9%	121,582	92,496	41,415	44.8%
6400 OTHER EXPENSE	4,329	-	0.0%	-	0.0%	4,329	4,329	1,531	35.4%
6600 CAPITAL OUTLAY	-	-	--	-	--	-	-	-	--
TOTAL HEALTH SERVICES	3,535,834	577,677	16.3%	287,127	8.1%	2,958,157	3,399,974	597,172	17.6%
34 PUPIL TRANSPORTATION:									
6100 PAYROLL	-	19,221	--	9,613	--	(19,221)	-	-	--
6200 CONTRACTED SERVICES	11,627,465	24,796	0.2%	24,690	0.2%	11,602,669	12,630,522	3,057	0.0%
6300 SUPPLIES	900,000	16,014	1.8%	9,876	1.1%	883,986	896,943	127,924	14.3%
6400 OTHER EXPENSE	95,007	2,610	2.7%	-	0.0%	92,397	88,397	(235,421)	-265.3%
6600 CAPITAL OUTLAY	-	-	--	-	--	-	2,200,000	-	0.0%
TOTAL PUPIL TRANSPORTATION	12,622,472	62,641	0.5%	44,179	0.4%	12,559,831	15,815,862	(104,439)	-0.7%
35 FOOD SERVICE:									
6100 PAYROLL	512,238	113,956	22.2%	68,803	13.4%	398,282	422,353	88,694	21.0%
6300 SUPPLIES	1,600	-	0.0%	-	0.0%	1,600	31,000	-	0.0%
6400 OTHER EXPENSE	220,000	-	0.0%	-	0.0%	220,000	220,000	-	0.0%
6600 CAPITAL OUTLAY	-	-	--	-	--	-	-	-	--
TOTAL FOOD SERVICE	733,838	113,956	15.5%	68,803	9.4%	619,882	673,353	88,694	13.2%
36 EXTRA-CURRICULAR ACTIVITIES:									
6100 PAYROLL	4,109,550	646,632	15.7%	332,406	8.1%	3,462,918	4,127,814	638,558	15.5%
6200 CONTRACTED SERVICES	562,774	41,717	7.4%	32,054	5.7%	521,057	455,710	96,769	21.2%
6300 SUPPLIES	681,272	65,379	9.6%	57,364	8.4%	615,892	678,657	59,966	8.8%
6400 OTHER EXPENSE	1,143,972	124,602	10.9%	21,533	1.9%	1,019,370	1,391,350	292,376	21.0%
6600 CAPITAL OUTLAY	21,772	6,075	27.9%	-	0.0%	15,697	17,500	-	0.0%
TOTAL EXTRA-CURRICULAR ACTIVITIES	6,519,340	884,406	13.6%	443,357	6.8%	5,634,934	6,671,032	1,087,670	16.3%

IRVING INDEPENDENT SCHOOL DISTRICT
 COMPARISON OF GENERAL OPERATING BUDGET & ACTUAL
 October 31, 2020

	CURRENT YEAR						PRIOR YEAR		
	09/01/2020 to 10/31/2020			10/20 MTD		(OVER) UNDER YTD BUDGET	09/01/2019 to 10/31/2019		
	BUDGET	ACTUAL	%YTD	ACTUAL	%MTD		BUDGET	ACTUAL	%YTD
41 GENERAL ADMINISTRATION:									
6100 PAYROLL	6,723,175	1,126,215	16.8%	570,422	8.5%	5,596,961	6,300,028	1,031,619	16.4%
6200 CONTRACTED SERVICES	882,585	115,546	13.1%	51,687	5.9%	767,039	1,076,776	182,571	17.0%
6300 SUPPLIES	1,323,147	311,382	23.5%	96,880	7.3%	1,011,765	841,967	97,358	11.6%
6400 OTHER EXPENSE	690,773	56,606	8.2%	22,969	3.3%	634,167	677,009	78,364	11.5%
6600 CAPITAL OUTLAY	29,474	-	0.0%	-	0.0%	29,474	10,246	-	0.0%
TOTAL GENERAL ADMINISTRATION	9,649,154	1,609,748	16.7%	741,957	7.7%	8,039,406	8,906,026	1,389,911	15.6%
51 MAINTENANCE:									
6100 PAYROLL	14,587,821	2,641,818	18.1%	1,572,209	10.8%	11,946,003	14,131,139	2,183,709	15.5%
6200 CONTRACTED SERVICES	10,036,233	694,435	6.9%	640,772	6.4%	9,341,798	8,843,073	554,954	6.2%
6300 SUPPLIES	3,808,921	433,124	11.4%	237,150	6.2%	3,375,797	2,363,580	475,867	20.1%
6400 OTHER EXPENSE	1,227,693	39,165	3.2%	7,242	0.6%	1,188,528	1,148,443	24,805	2.2%
6600 CAPITAL OUTLAY	146,700	6,211	4.2%	6,211	4.2%	140,489	198,500	11,769	5.9%
TOTAL MAINTENANCE	29,807,368	3,814,753	12.8%	2,463,584	8.3%	25,992,615	26,684,735	3,251,105	12.2%
52 SECURITY:									
6100 PAYROLL	2,164,101	431,453	19.9%	265,774	12.3%	1,732,648	2,145,072	377,105	17.6%
6200 CONTRACTED SERVICES	1,811,067	3,104	0.2%	821	0.0%	1,807,963	1,744,412	11,184	0.6%
6300 SUPPLIES	317,981	69,693	21.9%	49,584	15.6%	248,288	277,271	30,840	11.1%
6400 OTHER EXPENSE	16,994	3,355	19.7%	2,510	14.8%	13,639	16,592	1,052	6.3%
6600 CAPITAL OUTLAY	38,100	-	0.0%	-	0.0%	38,100	38,100	-	0.0%
TOTAL SECURITY	4,348,243	507,605	11.7%	318,689	7.3%	3,840,638	4,221,447	420,181	10.0%
53 DATA PROCESSING:									
6100 PAYROLL	2,394,691	391,657	16.4%	199,005	8.3%	2,003,034	2,248,381	375,718	16.7%
6200 CONTRACTED SERVICES	2,360,014	354,893	15.0%	103,302	4.4%	2,005,121	1,941,559	204,190	10.5%
6300 SUPPLIES	9,298,590	559,831	6.0%	210,292	2.3%	8,738,759	5,975,523	238,077	4.2%
6400 OTHER EXPENSE	52,023	402	0.8%	402	0.8%	51,621	59,678	4,052	6.8%
6600 CAPITAL OUTLAY	199,000	-	0.0%	-	0.0%	199,000	239,822	53,867	22.5%
TOTAL DATA PROCESSING	14,304,318	1,306,784	9.1%	513,001	3.6%	12,997,534	10,464,963	875,904	8.4%
61 COMMUNITY SERVICES:									
6100 PAYROLL	343,491	66,960	19.5%	34,792	10.1%	276,531	392,067	70,896	18.1%
6200 CONTRACTED SERVICES	153,601	6,002	3.9%	5,102	3.3%	147,599	132,423	8,864	5.7%
6300 SUPPLIES	23,505	2,392	10.2%	2,143	9.1%	21,112	80,838	8,644	10.7%
6400 OTHER EXPENSE	101,894	7,931	7.8%	6,931	6.8%	93,963	100,154	14,156	14.1%
6600 CAPITAL OUTLAY	5,984	-	0.0%	-	0.0%	5,984	-	-	--
TOTAL COMMUNITY SERVICES	628,475	83,286	13.3%	48,968	7.8%	545,189	705,483	102,560	14.5%

IRVING INDEPENDENT SCHOOL DISTRICT
 COMPARISON OF GENERAL OPERATING BUDGET & ACTUAL
 October 31, 2020

	CURRENT YEAR						PRIOR YEAR		
	09/01/2020 to 10/31/2020			10/20 MTD	(OVER) UNDER		09/01/2019 to 10/31/2019		
	BUDGET	ACTUAL	%YTD	ACTUAL	%MTD	YTD BUDGET	BUDGET	ACTUAL	%YTD
81 FACILITIES:									
6200 CONTRACTED SERVICES	113,000	-	0.0%	-	0.0%	113,000	-	-	--
6300 SUPPLIES & MATERIALS	560,000	-	0.0%	-	0.0%	560,000	-	-	--
6400 OTHER EXPENSE	-	-	--	-	--	-	-	-	--
6600 CAPITAL OUTLAY	1,599,365	(68,339)	-4.3%	-	0.0%	1,667,704	4,605,934	(26,504)	-0.6%
TOTAL FACILITIES	2,272,365	(68,339)	-3.0%	-	0.0%	2,340,704	4,605,934	(26,504)	-0.6%
95 PAYMENTS TO JJAEP:									
6200 CONTRACTED SERVICES	190,000	-	0.0%	-	0.0%	190,000	190,000	-	0.0%
TOTAL PAYMENTS TO JJAEP	190,000	-	0.0%	-	0.0%	190,000	190,000	-	0.0%
97 PAYMENTS TO TIF:									
6400 OTHER EXPENSE	-	-	--	-	--	-	-	-	--
TOTAL PAYMENTS TO TIF	-	-	--	-	--	-	-	-	--
99 INTERGOVERNMENTAL CHARGES:									
6200 CONTRACTED SERVICES	625,457	153,334	24.5%	153,334	24.5%	472,123	625,457	151,848	24.3%
TOTAL INTERGOVERNMENTAL CHARGES	625,457	153,334	24.5%	153,334	24.5%	472,123	625,457	151,848	24.3%
OTHER USES:									
8911 INTERFUND TRANSFERS OUT	-	-	--	-	--	-	-	-	--
TOTAL OTHER USES	-	-	--	-	--	-	-	-	--
TOTAL 6000 EXPENDITURES:	347,495,672	54,140,819	15.6%	27,377,622	7.9%	293,354,853	339,652,171	49,892,749	14.7%
EXCESS (DEFICIENCY) REVENUE OVER EXPENDITURES:	(6,588,387)	17,356,294		8,643,845			241,943	33,586,468	
BEGINNING FUND BALANCE:	93,937,748	122,767,548					53,503,332	86,201,136	
ENDING FUND BALANCE:	87,349,361	140,123,842					53,745,275	119,787,604	

IRVING INDEPENDENT SCHOOL DISTRICT
 COMPARISON OF GENERAL OPERATING BUDGET & ACTUAL
 October 31, 2020

	CURRENT YEAR						PRIOR YEAR		
	09/01/2020 to 10/31/2020			10/20 MTD		(OVER) UNDER	09/01/2019 to 10/31/2019		
	BUDGET	ACTUAL	%YTD	ACTUAL	%MTD	YTD BUDGET	BUDGET	ACTUAL	%YTD
REVENUE SUMMARY:									
LOCAL REVENUE	163,812,288	5,100,653	3.1%	4,633,815	3%	158,711,635	148,275,617	6,792,371	4.6%
STATE REVENUE	172,494,997	66,302,875	38.4%	31,317,451	18%	106,192,122	186,483,889	76,443,684	41.0%
FEDERAL REVENUE	4,600,000	88,076	1.9%	70,201	2%	4,511,924	5,134,608	239,350	4.7%
OTHER SOURCES	-	5,510	--	-	--	(5,510)	-	3,813	--
TOTAL OTHER REVENUE SOURCES	340,907,285	71,497,113	21.0%	36,021,467	11%	269,410,171	339,894,114	83,479,218	24.6%
APPROPRIATIONS/EXPENDITURES									
BUDGET CATEGORY SUMMARY:									
6100 PAYROLL	277,595,346	46,184,766	16.6%	23,440,584	8%	231,410,579	266,639,725	42,867,603	16.1%
6200 SERVICES	32,378,348	2,117,930	6.5%	1,125,292	3%	30,260,418	31,981,603	2,397,970	7.5%
6300 SUPPLIES	29,002,021	5,424,404	18.7%	2,503,125	9%	23,577,617	25,370,711	3,658,344	14.4%
6400 OTHER EXPENSE	6,412,379	466,781	7.3%	255,142	4%	5,945,599	7,318,351	801,775	11.0%
6600 CAPITAL OUTLAY	2,107,578	(53,062)	-2.5%	9,301	0%	2,160,640	5,244,838	39,133	0.7%
8900 OTHER USES	-	-	--	-	--	-	-	-	--
TOTAL APPROPRIATIONS/EXPENDITURES	347,495,672	54,140,819	15.6%	27,333,443	8%	293,354,853	336,555,228	49,764,825	14.8%

IRVING INDEPENDENT SCHOOL DISTRICT
 COMPARISON OF FOOD SERVICE BUDGET & ACTUAL
 October 31, 2020

	CURRENT YEAR						PRIOR YEAR		
	09/01/2020 to 10/31/2020			10/20 MTD			09/01/2019 to 10/31/2019		
	BUDGET	ACTUAL	%YTD	ACTUAL	%MTD	(OVER) UNDER YTD BUDGET	BUDGET	ACTUAL	%YTD
REVENUE:									
LOCAL RESOURCES:									
5742 INVESTMENT EARNINGS	10,000	4,845	48.5%	-	0.0%	5,155	250,000	87,351	34.9%
5749 MISCELLANEOUS REVENUE	0.00	-	0.0%	-	-	-	-	55,670	--
5751 FOOD SERVICES	2,025,000	23,825	1.2%	21,623	1.1%	2,001,175	2,700,000	428,610	15.9%
5755 ACTIVITY FUND RECEIPTS	150,000	-	0.0%	-	0.0%	150,000	150,000	-	0.0%
TOTAL LOCAL RESOURCES	2,185,000	28,670	1.3%	21,623	1.0%	2,156,330	3,100,000	571,631	18.4%
STATE RESOURCES:									
5829 TEA/NON-FOUNDATION REVENUE	120,000	-	0.0%	-	0.0%	120,000	120,000	-	0.0%
5839 STATE REVENUE TEXAS GRANTS	-	-	0.0%	-	0.0%	-	-	-	0.0%
TOTAL STATE RESOURCES	120,000	-	0.0%	-	0.0%	120,000	120,000	-	0.0%
FEDERAL RESOURCES:									
5921 SCHOOL BREAKFAST PROGRAM	4,125,000	883,628	21.4%	883,628	21.4%	3,241,372	5,500,000	1,560,421	28.4%
5922 NATIONAL SCHOOL LUNCH PROGRAM	10,807,645	1,736,683	16.1%	1,736,683	16.1%	9,070,962	14,410,193	3,240,923	22.5%
5923 USDA DONATED COMMODITIES	975,000	1,610,751	165.2%	-	0.0%	(635,751)	1,300,000	-	0.0%
5938 SUMMER FEEDING PROGRAM	-	-	-	-	-	-	-	-	-
5939 CACFP SUPPER PROGRAM	150,000	2,463	1.6%	-	0.0%	147,537	200,000	175,317	87.7%
TOTAL FEDERAL RESOURCES	16,057,645	4,233,526	26.4%	2,620,312	16.3%	11,824,119	21,410,193	4,976,662	23.2%
TOTAL FOOD SERVICE REVENUE:	18,362,645	4,262,197	23.2%	2,641,935	14.4%	14,100,448	24,630,193	5,548,292	22.5%
EXPENDITURES:									
35 FOOD SERVICE:									
6100 PAYROLL	7,154,914	2,089,387	29.2%	1,258,911	17.6%	5,065,527	9,299,746	1,814,385	19.5%
6200 CONTRACTED SERVICES	459,426	21,749	4.7%	15,239	3.3%	437,677	532,567	(5,179)	-1.0%
6300 SUPPLIES	10,303,565	1,119,377	10.9%	647,007	6.3%	9,184,188	14,055,513	2,161,768	15.4%
6400 OTHER EXPENSE	67,241	1,017	1.5%	1,004	1.5%	66,223	84,954	34,428	40.5%
6600 CAPITAL OUTLAY	-	-	-	-	-	-	16,900	50,929	301.4%
FOOD SERVICE EXPENDITURES	17,985,145	3,231,530	18.0%	1,922,160	10.7%	14,753,615	23,989,680	4,056,331	16.9%
36 EXTRA-CURRICULAR ACTIVITIES:									
6100 PAYROLL	-	-	-	-	-	-	-	-	-
6200 CONTRACTED SERVICES	-	-	-	-	-	-	-	-	-
6300 SUPPLIES	-	-	-	-	-	-	-	778	-
6400 OTHER EXPENSE	10,000	-	0.0%	-	0.0%	10,000	-	-	-
EXTRA-CURRICULAR ACTIVITIES	10,000	-	0.0%	-	0.0%	10,000	-	778	--
51 MAINTENANCE:									
6100 PAYROLL	249,024	7,067	2.8%	29	0.0%	241,957	249,024	18,054	7.2%
6200 CONTRACTED SERVICES	400,976	-	0.0%	-	0.0%	400,976	400,976	-	0.0%
MAINTENANCE EXPENDITURES	650,000	7,067	1.1%	29	0.0%	642,933	650,000	18,054	2.8%
81 FACILITIES:									
6200 CONTRACTED SERVICES	-	-	-	-	-	-	-	-	-
6600 CAPITAL OUTLAY	2,000,000	(97,800)	-4.9%	-	0.0%	2,097,800	2,753,613	(133,656)	-4.9%
FACILITIES EXPENDITURES	2,000,000	(97,800)	-4.9%	-	0.0%	2,097,800	2,753,613	(133,656)	-
89 OTHER USES:									
8911 INTERFUND TRANSFERS OUT	-	-	-	-	0.0%	-	-	-	-
TOTAL 6000 EXPENDITURES:	20,645,145	3,140,797	15.2%	1,922,189	9.3%	17,504,348	27,393,293	3,941,507	14.4%
EXCESS (DEFICIENCY) REVENUE OVER EXPENDITURES:	(2,282,500)	1,121,399		719,746			(2,763,100)	1,606,786	
BEGINNING FUND BALANCE:	1,706,402	2,925,299					(59,872)	3,322,828	
ENDING FUND BALANCE:	(576,098)	4,046,699					(2,822,972)	4,929,613	

IRVING INDEPENDENT SCHOOL DISTRICT
 COMPARISON OF DEBT SERVICE BUDGET & ACTUAL
 October 31, 2020

	CURRENT YEAR						PRIOR YEAR		
	09/01/2020 to 10/31/2020			10/20 MTD			09/01/2019 to 10/31/2019		
	BUDGET	ACTUAL	%YTD	ACTUAL	%MTD	(OVER) UNDER YTD BUDGET	BUDGET	ACTUAL	%YTD
REVENUE:									
LOCAL RESOURCES:									
5711 TAXES CURRENT YEAR	37,329,600	1,074,989	2.9%	1,074,200	2.9%	36,254,611	36,359,978	1,364,753	3.8%
5712 DELINQUENT TAXES	-	56,591	--	26,743	--	(56,591)	367,272	35,515	9.7%
5719 OTHER TAX RELATED REVENUE	-	69,919	--	40,165	--	(69,919)	100,000	35,132	35.1%
TOTAL TAXES	37,329,600	1,201,499	3.2%	1,141,108	3.1%	36,128,101	36,827,250	1,435,400	3.9%
5742 INVESTMENT EARNINGS	-	2,935	--	-	--	(2,935)	100,000	60,884	60.9%
TOTAL LOCAL RESOURCES	37,329,600	1,204,434	3.2%	1,141,108	3.1%	36,125,166	36,927,250	1,496,284	4.1%
STATE RESOURCES (EDA):									
5829 TEA/NON-FOUNDATION REVENUE	550,008	-	0.0%	-	0.0%	550,008	-	343,353	--
TOTAL STATE RESOURCES	550,008	-	0.0%	-	0.0%	550,008	-	343,353	--
OTHER SOURCES:									
7911 SALE OF BONDS	-	-	--	-	--	-	-	-	--
7915 INTERFUND TRANSERS IN	-	-	--	-	--	-	-	-	--
7916 PREMIUM (DISCOUNT) BONDS PAY	-	-	--	-	--	-	-	-	--
TOTAL OTHER SOURCES	-	-	--	-	0.0%	-	-	-	--
TOTAL REVENUE:	37,879,608	1,204,434	3.2%	1,141,108	3.0%	36,675,174	36,927,250	1,839,637	5.0%
EXPENDITURES:									
71 DEBT SERVICE:									
6500 DEBT SERVICE FEES	45,579,600	-	0.0%	-	0.0%	45,579,600	46,894,682	14,500	0.0%
DEBT SERVICE EXPENDITURES	45,579,600	-	0.0%	-	0.0%	45,579,600	46,894,682	14,500	0.0%
OTHER USES:									
8949 REFUNDING BONDS	-	-	0.0%	-	0.0%	-	-	-	--
TOTAL OTHER USES	-	-	0.0%	-	0.0%	-	-	-	--
TOTAL EXPENDITURES:	45,579,600	-	0.0%	-	0.0%	45,579,600	46,894,682	14,500	0.0%
EXCESS (DEFICIENCY)									
REVENUE OVER EXPENDITURES:	(7,699,992)	1,204,434		<u>1,141,108</u>			(9,967,432)	1,825,137	
BEGINNING FUND BALANCE:	6,893,209	14,840,048					16,536,024	18,020,262	
ENDING FUND BALANCE:	(806,783)	16,044,482					6,568,592	19,845,399	

IRVING INDEPENDENT SCHOOL DISTRICT
 COMBINED STATEMENT OF REVENUE, EXPENDITURES, AND CHANGES IN FUND BALANCES
 ALL GOVERNMENTAL FUND TYPES
 09/01/2020-10/31/2020

DATA CONTROL CODES		GOVERNMENTAL FUND TYPES			
		100-199	200-499	500-599	600-699
		GENERAL	SPECIAL REVENUE EXCLUDING FOOD SERVICE	DEBT SERVICE	CAPITAL PROJECTS
REVENUE:					
5700	Local and Intermediate Sources	\$ 5,100,653	\$ 1,500	\$ 1,204,434	\$ -
5800	State Program Revenues	66,302,875	10,037	-	-
5900	Federal Program Revenues	88,076	43,649	-	-
5020	Total Revenue:	\$ 71,491,603	55,187	1,204,434	-
EXPENDITURES:					
0010	Instruction and Instructional-Related Services	37,294,006	3,458,630	-	-
0020	Instructional and School Leadership	4,672,569	169,224	-	-
0030	Support Services - Student (Pupil)	4,767,073	411,803	-	-
0040	Administrative Support Services	1,609,748	9,102	-	-
0050	Support Services - Nonstudent Based	5,629,142	1,295,408	-	(2,706,475)
0060	Community Services	83,286	265,653	-	-
0070	Debt Service	-	-	-	-
0080	Capital Outlay	(68,339)	-	-	116,624
0090	Intergovernmental Charges/JJAE/P/TIF	153,334	-	-	-
6030	Total Expenditures:	54,140,819	5,609,820	-	(2,589,851)
EXCESS (DEFICIENCY) REVENUE OVER (UNDER) EXPENDITURES:		<u>17,350,784</u>	<u>(5,554,633)</u>	<u>1,204,434</u>	<u>2,589,851</u>
OTHER FINANCING SOURCES:					
7900	Proceeds from Sale of Fixed Assets	5,510	-	-	-
	Proceeds from Sale of Bonds	-	-	-	-
	Premium (Discount) Bonds Payable	-	-	-	-
	Interfund Transfers In	-	-	-	1,650,000
7020	Total Other Financing Sources:	<u>5,510</u>	-	-	<u>1,650,000</u>
OTHER FINANCING USES:					
8900	Refunding Bonds	-	-	-	-
	Interfund Transfers Out	-	-	-	-
8030	Total Other Financing Uses:	-	-	-	-
TOTAL OTHER FINANCING SOURCES AND (USES):		<u>5,510</u>	-	-	<u>1,650,000</u>
1200	EXCESS (DEFICIENCY) REVENUE AND OTHER FINANCING SOURCES OVER (UNDER) EXPENDITURES AND OTHER FINANCING USES:	17,356,294	(5,554,633)	1,204,434	4,239,851
0100	FUND BALANCE - September 1 (Beginning):	<u>122,767,548</u>	<u>8,590,611</u>	<u>14,840,048</u>	<u>6,983,867</u>
3000	FUND BALANCE (DEFICIT) - (Ending):	<u>\$ 140,123,842</u>	<u>\$ 3,035,978</u>	<u>\$ 16,044,482</u>	<u>\$ 11,223,718</u>

IRVING INDEPENDENT SCHOOL DISTRICT
 COMBINED STATEMENT OF REVENUE, EXPENDITURES, AND CHANGES IN FUND BALANCES
 ALL GOVERNMENTAL FUND TYPES
 09/01/2019-10/31/2019

DATA CONTROL CODES		GOVERNMENTAL FUND TYPES			
		100-199	200-499	500-599	600-699
		GENERAL	SPECIAL REVENUE EXCLUDING FOOD SERVICE	DEBT SERVICE	CAPITAL PROJECTS
	REVENUE:				
5700	Local and Intermediate Sources	\$ 6,792,371	\$ 1,125	\$ 1,496,284	\$ -
5800	State Program Revenues	76,443,684	38,366	343,353	-
5900	Federal Program Revenues	239,350	140,234	-	-
5020	Total Revenue:	\$ 83,475,405	179,725	1,839,637	-
	EXPENDITURES:				
0010	Instruction and Instructional-Related Services	34,411,993	2,664,287	-	-
0020	Instructional and School Leadership	4,454,827	90,441	-	-
0030	Support Services - Student (Pupil)	4,860,924	253,899	-	-
0040	Administrative Support Services	1,389,911	8,492	-	-
0050	Support Services - Nonstudent Based	4,547,190	7,978	-	-
0060	Community Services	102,560	252,376	-	-
0070	Debt Service	-	-	14,500	-
0080	Capital Outlay	(26,504)	-	-	(507,710)
0090	Intergovernmental Charges/JJAEP/TIF	151,848	-	-	-
6030	Total Expenditures:	49,892,749	3,277,474	14,500	(507,710)
	EXCESS (DEFICIENCY) REVENUE OVER (UNDER) EXPENDITURES:	<u>33,582,656</u>	<u>(3,097,749)</u>	<u>1,825,137</u>	<u>507,710</u>
7900	OTHER FINANCING SOURCES:				
	Proceeds from Sale of Fixed Assets	3,813	-	-	-
	Proceeds from Sale of Bonds	-	-	-	-
	Premium (Discount) Bonds Payable	-	-	-	-
	Operating Transfers In	-	-	-	7,666,000
	Special Items	-	-	-	-
	Extraordinary Items	-	-	-	-
7020	Total Other Financing Sources:	<u>3,813</u>	<u>-</u>	<u>-</u>	<u>7,666,000</u>
8900	OTHER FINANCING USES:				
	Refunding Bonds	-	-	-	-
	Operating Transfers Out	-	-	-	705,933
8030	Total Other Financing Uses:	<u>-</u>	<u>-</u>	<u>-</u>	<u>705,933</u>
	TOTAL OTHER FINANCING SOURCES AND (USES):	<u>3,813</u>	<u>-</u>	<u>-</u>	<u>6,960,067</u>
1200	EXCESS (DEFICIENCY) REVENUE AND OTHER FINANCING SOURCES OVER (UNDER) EXPENDITURES AND OTHER FINANCING USES:	33,586,468	(3,097,749)	1,825,137	7,467,777
0100	FUND BALANCE - September 1 (Beginning):	<u>86,201,136</u>	<u>4,510,968</u>	<u>(8,948,234)</u>	<u>(4,737,003)</u>
3000	FUND BALANCE (DEFICIT) - (Ending):	<u>\$ 119,787,604</u>	<u>\$ 1,413,219</u>	<u>\$ (7,123,097)</u>	<u>\$ 2,730,774</u>

IRVING INDEPENDENT SCHOOL DISTRICT
 COMPARISON OF INTERNAL SERVICE FUNDS BUDGET & ACTUAL
 October 31, 2020

	CURRENT YEAR						PRIOR YEAR		
	09/01/2020 to 10/31/2020		%YTD	10/20 MTD		(OVER) UNDER YTD BUDGET	09/01/2019 to 10/31/2019		%YTD
BUDGET	ACTUAL	ACTUAL		%MTD	BUDGET		ACTUAL		
REVENUE:									
LOCAL RESOURCES:									
5742 INVESTMENT EARNINGS	1,000	430	43.0%	-	0.0%	570	1,000	7,411	741.1%
5749 MISCELLANEOUS REVENUE	435,647	128,007	29.4%	82	0.0%	307,640	435,647	172,824	39.7%
5751 FOOD SERVICES	-	-	--	-	--	-	-	-	--
5754 INTERFUND TRANSACTIONS	2,040,368	527,409	25.8%	267,826	13.1%	1,512,959	1,011,000	233,381	23.1%
5755 ACTIVITY FUND RECEIPTS	250	-	0.0%	-	0.0%	250	250	-	0.0%
5769 REVENUE FROM INTERMEDIATE	-	-	--	-	--	-	-	-	--
TOTAL LOCAL RESOURCES	2,477,265	655,846	26.5%	267,908	10.8%	1,821,419	1,447,897	413,616	28.6%
OTHER SOURCES:									
7915 INTERFUND TRANSFER IN	-	-	--	-	--	-	-	-	--
TOTAL OTHER SOURCES	-	-	0.0%	-	0.0%	-	-	-	0.0%
TOTAL INTERNAL SERVICE FUNDS REVENUE:	2,477,265	655,846	26.5%	267,908	10.8%	1,821,419	1,447,897	413,616	28.6%
EXPENDITURES:									
13 STAFF DEVELOPMENT:									
6300 SUPPLIES	-	-	--	-	--	-	-	-	--
TOTAL STAFF DEVELOPMENT	-	-	--	-	--	-	-	-	--
21 INSTRUCTIONAL ADMINISTRATION:									
6100 PAYROLL	225,387	36,796	16.3%	21,500	9.5%	188,591	225,387	30,732	13.6%
6200 CONTRACTED SERVICES	200,010	35,674	17.8%	35,674	17.8%	164,336	-	-	--
6300 SUPPLIES	-	-	--	(5,609)	--	-	200,010	29,891	14.9%
6400 OTHER EXPENSE	10,500	-	0.0%	-	0.0%	10,500	10,500	-	0.0%
TOTAL INSTRUCTIONAL ADMINISTRATION	435,897	72,469	16.6%	51,565	11.8%	363,428	435,897	60,623	13.9%
35 FOOD SERVICE									
6100 PAYROLL COSTS	-	-	--	-	--	-	-	-	--
6200 CONTRACTED SERVICES	-	-	--	-	--	-	-	-	--
6300 SUPPLIES	-	-	--	-	--	-	-	-	--
TOTAL EXTRA-CURRICULAR ACTIVITIES:	-	-	--	-	--	-	-	-	--
36 EXTRA-CURRICULAR ACTIVITIES:									
6100 PAYROLL	-	-	--	-	--	-	-	964	--
6200 CONTRACTED SERVICES	-	-	--	-	--	-	-	-	--
6300 SUPPLIES	-	-	--	-	--	-	-	-	--
6400 OTHER OPERATING COST	-	-	--	-	--	-	-	-	--
TOTAL EXTRA-CURRICULAR ACTIVITIES:	-	-	--	-	--	-	-	964	--
41 GENERAL ADMINISTRATION:									
6100 PAYROLL	177,270	30,143	17.0%	15,632	8.8%	147,127	177,270	28,343	16.0%
6200 CONTRACTED SERVICES	222,000	24,372	11.0%	13,603	6.1%	197,628	163,022	37,347	22.9%
6300 SUPPLIES	54,648	19,310	35.3%	4,132	7.6%	35,336	68,406	29,040	42.5%
6400 OTHER EXPENSE	1,545,985	203,119	13.1%	58,186	3.8%	1,342,866	1,597,330	126,049	7.9%
TOTAL GENERAL ADMINISTRATION	1,999,901	276,944	13.8%	91,554	4.6%	1,722,967	2,006,028	220,779	11.0%
8911 INTERFUND TRANSFERS OUT	-	-	--	-	--	-	-	-	--
TOTAL OTHER USES	-	-	--	-	--	-	-	-	--
51 MAINTENANCE:									
6100 PAYROLL	-	-	--	-	--	-	-	-	--
6200 CONTRACTED SERVICES	-	-	--	-	--	-	-	-	--
6300 SUPPLIES	3,660	-	0.0%	-	0.0%	3,660	-	-	--
6400 OTHER OPERATING COST	37,807	22,967	60.7%	15,003	39.7%	14,640	35,340	31,065	87.9%
TOTAL EXTRA-CURRICULAR ACTIVITIES:	41,467	22,967	--	15,003	--	18,500	35,340	31,065	--
TOTAL 6000 EXPENDITURES:	2,477,265	372,380	15.0%	158,121	6.4%	2,104,885	2,477,265	313,431	12.7%
NET INCOME (LOSS)	-	283,466		109,787			(1,029,368)	100,185	
BEGINNING FUND BALANCE:	119,535	1,099,005					(16,950)	1,264,352	
ENDING FUND EQUITY BALANCE:	119,535	1,382,471					(1,046,318)	1,384,537	

IRVING INDEPENDENT SCHOOL DISTRICT
 COMBINED STATEMENT OF REVENUE, EXPENSES AND
 CHANGES IN FUND NET ASSETS
 INTERNAL SERVICE FUNDS
 09/01/2020-10/31/2020

	FOOD SERVICE VENDING 712	WORKERS COMPENSATION 771	UNEMPLOYMENT 772	SCIENCE REFURBISHMENT 774	PRINTSHOP SERVICE CENTER 775	TOTAL PROPRIETARY FUNDS 700-799
OPERATING REVENUE						
5700 Charges for Services	\$ -	\$ 222,408	\$ 293,032	\$ 127,925	\$ 12,052	\$ 655,416
5020 Total Operating Revenue	-	222,408	293,032	127,925	12,052	655,416
OPERATING EXPENSES						
6100 Payroll Costs	-	22,619	7,525	36,796		66,939
6200 Professional/Contracted Services		16,443			7,929	24,372
6300 Supplies and Materials		14,583	-	35,674	4,728	54,984
6400 Claims, Admin, & Other Expenses		221,086	5,000	-		226,086
6030 Total Operating Expenses	-	274,730	12,525	72,469	12,656	372,380
Operating Income (Loss)	-	(52,323)	280,507	55,455	(604)	283,035
NON-OPERATING REVENUE						
5742 Interest Income	-	430	-	-	-	430
OTHER SOURCES						
7900 Interfund Transfers In	-	-	-	-	-	-
CHANGE IN NET ASSETS						
	\$ -	\$ (51,892)	\$ 280,507	\$ 55,455	\$ (604)	\$ 283,466
0100 Total Net Assets - September 1 (Beginning)	\$ -	\$ 1,223,156	\$ 45,621	\$ (150,856)	\$ (18,916)	\$ 1,099,005
3000 TOTAL NET ASSETS	\$ -	\$ 1,171,264	\$ 326,128	\$ (95,401)	\$ (19,521)	\$ 1,382,471

**IRVING INDEPENDENT SCHOOL DISTRICT
COMBINED STATEMENT OF REVENUE, EXPENSES AND
CHANGES IN FUND NET ASSETS
INTERNAL SERVICE FUNDS
09/01/2019-10/31/2019**

	FOOD SERVICE VENDING 712	WORKERS COMPENSATION 771	UNEMPLOYMENT 772	SCIENCE REFURBISHMENT 774	PRINTSHOP SERVICE CENTER 775	TOTAL PROPRIETARY FUNDS 700-799
OPERATING REVENUE						
5700 Charges for Services	\$ -	\$ 207,468	\$ 1,885	\$ 172,824	\$ 24,028	\$ 406,205
5020 Total Operating Revenue	-	207,468	1,885	172,824	24,028	406,205
OPERATING EXPENSES						
6100 Payroll Costs	964	21,384	6,959	30,732		60,039
6200 Professional/Contracted Services		5,964	7,000		24,383	37,347
6300 Supplies and Materials		13,263	-	29,891	15,777	58,931
6400 Claims, Admin, & Other Expenses		157,114	-	-		157,114
6030 Total Operating Expenses	964	197,725	13,959	60,623	40,160	313,431
Operating Income (Loss)	(964)	9,743	(12,074)	112,201	(16,132)	92,774
NON-OPERATING REVENUE						
5742 Interest Income	-	7,411	-	-	-	7,411
OTHER SOURCES						
7900 Interfund Transfers In	-	-	-	-	-	-
CHANGE IN NET ASSETS	\$ (964)	\$ 17,154	\$ (12,074)	\$ 112,201	\$ (16,132)	\$ 100,185
0100 Total Net Assets - September 1 (Beginning)	\$ 116,013	\$ 982,320	\$ 120,024	\$ 22,825	\$ 43,170	\$ 1,284,352
3000 TOTAL NET ASSETS	\$ 115,049	\$ 999,474	\$ 107,950	\$ 135,026	\$ 27,038	\$ 1,384,537

CONSOLIDATED BALANCE SHEET FOR 2021 2 - GO

OBJ	OBJ DESCRIPTION	NET CHANGE FOR PERIOD	ACCOUNT BALANCE
ASSETS			
1111	CASH IN BANK	2,814,118.05	17,608,284.86
1151	IMPREST FUNDS	.00	2,534.00
1153	IMPREST CHANGE FUND	.00	3,361.00
1170	LEGACY TEXAS MMA	.00	20,718,816.31
1172	CERTIFICATES OF DEPOSIT	70,801.64	15,070,801.64
1175	TEXPOOL	.00	1,022,982.41
1176	TEXSTAR	.00	8,933,409.01
1177	LONE STAR POOL	.00	5,438,834.84
1178	TEXAS CLASS	5,854,046.00	27,094,353.91
1179	LOGIC	.00	54,070,264.41
1222	PROPERTY TAXES - DELQ-PRIOR YE	.00	6,124,272.00
1231	ALLOWANCE FOR UNCOLLECTABLE TA	.00	-2,522,612.00
1241	DUE FROM STATE	-1,451.14	87,350.28
1251	ACCRUED INTEREST	-57,430.14	108,164.38
1262	DUE FROM SPECIAL REVENUE	.00	1,961,790.00
1263	DUE FROM I & S	93.97	317,726.22
1266	DUE FROM INTERNAL SERVICE FUND	.00	2,536.00
1291	RECEIVABLES	.00	-.25
1295	DUE FROM TRISTAR	21,589.95	23,402.30
1311	INVENTORIES - GENERAL SUPPLIES	1,426.86	328,550.39
1312	INVENTORIES - SCHOOLDUDE	-5,057.78	246,935.84
1313	POSTAGE	-6,413.28	50,693.97
1411	DEFERRED EXPENDITURES	.00	57,420.00
1493	RETURNED CHECKS	.00	3,249.99
1495	PREPAID EXPENSE	.00	7,745.30
	TOTAL ASSETS	8,691,724.13	156,760,866.81
LIABILITIES			
2110	ACTIVE CARD INTEGRATION PAYABL	-8,080.41	-953,235.23
2111	ACCOUNTS PAYABLE	43,021.22	-231,540.16
2113	TAX REFUNDS/ATTNY'S FEE	-89,741.25	-228,799.47
2161	ACCRUED WAGES PAYABLE	.00	-15,592,250.68
2181	DUE TO STATE	365.05	-4,124,459.65
2199	CREDIT CARD SUSPENSION	6,556.07	-28,646.05
2311	DEFERRED REVENUE	.00	-3,604,914.61
	TOTAL LIABILITIES	-47,879.32	-24,763,845.85
FUND BALANCE			
3411	RESERVE FOR INVENTORIES	.00	-638,177.00
3431	RESERVE FOR PREPAID ITEMS	.00	-67,847.00
3441	RESERVE FOR OUTSTANDING ENCUMB	.00	392,378.42
3591	OTHER DESIGNATED FUND BALANCE	.00	-3,024,775.00
3611	FUND BALANCE BEG-OF-YEAR	.00	-111,302,305.89
3612	BUDGET SURPLUS/DEFICIT	238,140.37	6,588,387.26

CONSOLIDATED BALANCE SHEET FOR 2021 2 - GO

OBJ	OBJ DESCRIPTION	NET CHANGE FOR PERIOD	ACCOUNT BALANCE
FUND BALANCE			
4310	RESERVE FOR ENCUMBRANCES	825,736.03	-8,101,492.98
4311	RESERVE FOR ENCUMBRANCES	-825,736.03	8,101,492.98
5010	ESTIMATED REVENUE - CO	17,229.42	340,907,284.81
5050	REALIZED REVENUE - CO	-36,021,467.17	-71,497,113.45
6010	APPROPRIATED EXPENDITURES - CO	-255,369.79	-347,495,672.07
6050	EXPENDITURES - CO	27,377,622.36	54,140,818.96
	TOTAL FUND BALANCE	-8,643,844.81	-131,997,020.96
	TOTAL LIABILITIES + FUND BALANCE	-8,691,724.13	-156,760,866.81

** END OF REPORT - Generated by STEPHANIE MEYER **

CONSOLIDATED BALANCE SHEET FOR 2021 2 - FS

OBJ	OBJ DESCRIPTION	NET CHANGE FOR PERIOD	ACCOUNT BALANCE
ASSETS			
1111	CASH IN BANK	-1,895,183.53	-27,969,990.03
1151	IMPREST FUNDS	.00	1,000.00
1153	IMPREST CHANGE FUND	.00	5,990.00
1178	TEXAS CLASS	305,799.78	26,301,650.02
1241	DUE FROM STATE	1,466,349.15	2,975,231.42
1311	INVENTORIES - GENERAL SUPPLIES	.00	1,862,216.72
	TOTAL ASSETS	-123,034.60	3,176,098.13
LIABILITIES			
2110	ACTIVE CARD INTEGRATION PAYABL	-854.61	-293.02
2111	ACCOUNTS PAYABLE	-4,527.95	-4,738.05
2114	RETAINAGES	.00	.98
	TOTAL LIABILITIES	-5,382.56	-5,030.09
FUND BALANCE			
3411	RESERVE FOR INVENTORIES	.00	-203,880.00
3441	RESERVE FOR OUTSTANDING ENCUMB	.00	9,487.00
3451	RESERVE - FOOD SERVICE	.00	-1,855,275.70
3612	BUDGET SURPLUS/DEFICIT	.00	2,282,500.00
4310	RESERVE FOR ENCUMBRANCES	-25,980.99	-272,345.53
4311	RESERVE FOR ENCUMBRANCES	25,980.99	272,345.53
5010	ESTIMATED REVENUE - CO	.00	18,362,645.00
5050	REALIZED REVENUE - CO	-1,793,771.79	-4,262,196.58
6010	APPROPRIATED EXPENDITURES - CO	.00	-20,645,145.00
6050	EXPENDITURES - CO	1,922,188.95	3,140,797.24
	TOTAL FUND BALANCE	128,417.16	-3,171,068.04
	TOTAL LIABILITIES + FUND BALANCE	123,034.60	-3,176,098.13

** END OF REPORT - Generated by STEPHANIE MEYER **

CONSOLIDATED BALANCE SHEET FOR 2021 2 - DS

OBJ	OBJ DESCRIPTION	NET CHANGE FOR PERIOD	ACCOUNT BALANCE
ASSETS			
1111	CASH IN BANK	1,141,202.41	1,184,070.42
1177	LONE STAR POOL	.00	861,329.44
1178	TEXAS CLASS	.00	13,973,453.74
1222	PROPERTY TAXES - DELQ-PRIOR YE	.00	1,758,291.00
1231	ALLOWANCE FOR UNCOLLECTABLE TA	.00	-893,840.00
1241	DUE FROM STATE	.00	343,353.00
	TOTAL ASSETS	1,141,202.41	17,226,657.60
LIABILITIES			
2171	DUE TO GENERAL FUND	-93.97	-317,726.22
2184	DUE TO STATE	.00	-424,608.00
2311	DEFERRED REVENUE	.00	-864,451.00
	TOTAL LIABILITIES	-93.97	-1,606,785.22
FUND BALANCE			
3480	RESTRICTED - LT DEBT RETIREMEN	.00	-5,751,969.66
3611	FUND BALANCE BEG-OF-YEAR	.00	-8,663,468.85
3612	BUDGET SURPLUS/DEFICIT	.00	7,699,992.00
5010	ESTIMATED REVENUE - CO	.00	37,879,608.00
5050	REALIZED REVENUE - CO	-1,141,108.44	-1,204,433.87
6010	APPROPRIATED EXPENDITURES - CO	.00	-45,579,600.00
	TOTAL FUND BALANCE	-1,141,108.44	-15,619,872.38
	TOTAL LIABILITIES + FUND BALANCE	-1,141,202.41	-17,226,657.60

** END OF REPORT - Generated by STEPHANIE MEYER **

CONSENT AGENDA
12/14/2020

TOPIC: Consider Approval of Resolution and Order No. 20-21-06 Authorizing December Amendment to the 2020-2021 Budget

Revenue & Other Resources	Approved Budget	Amended Budget	Proposed Amendments	Amended Budget
General Operating Fund	\$340,907,285		-	\$340,907,285
Food Service Fund	18,362,645		-	\$18,362,645
Debt Service Fund	37,879,608		-	\$37,879,608
Total Revenue & Other Sources	\$397,149,538		\$ -	\$ 397,149,538
Appropriations & Other Uses				
General Operating Fund	\$ 347,495,672		\$ 1,053	\$347,496,725
Food Service Fund	20,645,145		-	20,645,145
Debt Service Fund	45,579,600		-	45,579,600
Total Appropriations & Other Uses	\$ 413,720,417		\$ 1,053	\$413,721,470

SUBMITTED BY: Gary Micinski and Steve Franks

BACKGROUND: In accordance with Texas Education Code Sec. 44.006, "Public funds of the school district may not be spent in any manner other than as provided for in the budget adopted by the board of trustees, but the board may amend a budget or adopt a supplementary emergency budget to cover necessary unforeseen expenses."

ADMINISTRATIVE RECOMMENDATION: The Administration recommends approving Resolution and Order No. 20-21-06 increasing the District's total budgeted revenue to \$397,149,538 and increasing total appropriations to \$413,721,470

RECOMMENDED BOARD MOTION: I move the Board approve Resolution and Order No. 20-21-06.

ATTACHMENTS:

1. Memo from Steve Franks to Gary Micinski
2. Resolution and Order No. 20-21-06

Date: December 14, 2020
 To: Gary Micinski, Chief Financial Officer
 From: Steve Franks, Director of Business Operations
 Subject: December Amendment to the 2020-2021 Budget

General Operating Fund

There are no proposed budget changes to the total budgeted revenue and total budgeted appropriations and other uses to increase by \$1,053 which is summarized as follows:

Appropriations:

➤ Increases to campus activity funds (from campus fund balance) to reflect increase in fund balance:			
Function 11 – Instruction	7,557		
Function 12 – Library	(10,300)		
Function 13 – Staff Development	(2,886)		
Function 23 – School Administration	26,668		
Function 36 – Extra-Curricular Activities	(7,513)		
Function 51 – Maintenance	(8,173)		
Function 61 – Community Services	(4,300)		1,053
➤ Increases (decreases) to budget for other transfers:			
Function 11 – Instruction	17,755		
Function 12 – Library	1,810		
Function 13 – Staff Development	(32,022)		
Function 21 – Instructional Administration	(20,674)		
Function 23 – School Administration	11,186		
Function 31 – Counseling Services	(16,865)		
Function 33 – Health Services	1,720		
Function 36 – Extra-Curricular Activities	4,850		
Function 51 – Maintenance	299		
Function 52 – Security	1,540		
Function 61 – Community Services	30,401		0
		\$	1,053

Food Service Fund

There were no proposed budget changes to the Food Service Fund original budget.

Debt Service Fund

There were no proposed budget changes to the Debt Service Fund original budget.

AGENDA SHEET

Meeting Date: 12/14/2020

Resolution/Order No.: 20-21-06

Topic: A Resolution of the Board of Trustees of the Irving Independent School District Adopting an Order Approving Amendment to the 2020-2021 Budget, Appropriating Necessary Funds for Certain Transactions or Projects, and Authorizing Other Matters Relating to the Subject.

WHEREAS, the Board of Trustees of the Irving Independent School District heretofore adopted the District's Budget for the 2020-2021 fiscal year which contained estimates of resources and revenues for the year from various sources, and included various capital projects and purchases to be undertaken during the fiscal year, together with the estimated costs thereof; and

WHEREAS, it is now apparent the Budget, as amended, should be amended to properly reflect actual changes in operations, revenues, activities, and projects not earlier foreseen or contemplated; and

WHEREAS, the Administrative Staff of the District has submitted proposed amendments to the 2020-2021 Budget reflecting the funds and sources of revenues to be allocated to and appropriated for the described projects or activities, a true and correct copy being attached hereto and marked Exhibit "A".

NOW, THEREFORE, BE IT RESOLVED BY THE BOARD OF TRUSTEES OF THE IRVING INDEPENDENT SCHOOL DISTRICT THAT THE TRUSTEES ADOPT THE FOLLOWING ORDER THAT:

SECTION 1: The proposed amendments to the Budget for the 2020-2021 fiscal year, as amended, as filed and submitted to the District's Board of Trustees and described in Exhibit "A" hereto, containing estimates of resources and revenues for the year from all of the various sources, and the projects, operations, activities, and purchases proposed to be undertaken during the remainder of the year, together with estimated costs thereof, and estimates amounts of all other proposed expenditures, are hereby approved and adopted.

SECTION 2: A true and correct copy of Exhibit "A" be filed in the minutes of the Board of Trustees with this Resolution and Order.

SECTION 3: There are hereby appropriated from the funds indicated and for such purposes, respectively, such sums of money as may be required for the accomplishment of each of the projects, activities, operations, purchases, or other expenditures described in Exhibit "A" not to exceed for all such payment proposed for any department the total amount of the estimated costs of such projects, operations, activities, purchases, and

other expenditures proposed for such department, the actual expenditures of which to be authorized in accordance with law and policies of the Board of Trustees.

SECTION 4: Should any part, portion, section, or part of a section of this Order or the amended Budget be declared invalid, inoperative, or void for any reason by a court of competent jurisdiction, such decision, opinion, judgment shall in no way affect the remaining portions, parts, sections, or parts of sections of the Order or the amendments to the Budget, which provisions shall be, remain, and continue to be in full force and effect.

IT IS SO RESOLVED.

PASSED, APPROVED AND ENACTED by the Board of Trustees of the Irving Independent School District, Irving, Texas, on 12/14/2020, at a duly constituted meeting for which notice was timely given.

Randy Randle, President
Board of Trustees
Irving Independent School District

ATTEST:

Pamela Campbell, Secretary
Board of Trustees
Irving Independent School District

IRVING INDEPENDENT SCHOOL DISTRICT
OFFICIAL DISTRICT BUDGET
GENERAL OPERATING FUND
December 2020 BUDGET AMENDMENT

	ORIGINAL BUDGET	PROPOSED AMENDMENTS TO ORIGINAL BUDGET	APPROVED AMENDED BUDGET	PROPOSED AMENDMENTS	NEW AMENDED BUDGET
REVENUE:					
LOCAL RESOURCES:					
5711 TAXES CURRENT YEAR	159,000,000	-	159,000,000	-	159,000,000
5712 DELINQUENT TAXES	296,205	-	296,205	-	296,205
5719 OTHER TAX RELATED REVENUE	500,000	-	500,000	-	500,000
TOTAL TAXES	159,796,205	-	159,796,205	-	159,796,205
OTHER LOCAL REVENUE:					
5735 SUMMER SCHOOL	-	-	-	-	-
5738 PARKING FEES	4,500	-	4,500	-	4,500
5739 OTHER TUITION AND FEES	200,000	-	200,000	-	200,000
5742 INVESTMENT EARNINGS	500,000	-	500,000	-	500,000
5743 RENTAL OF FACILITIES	70,000	-	70,000	-	70,000
5744 GIFTS AND BEQUESTS	150,000	473,577	623,577	-	623,577
5745 NET INSURANCE RECOVERY	200,000	-	200,000	-	200,000
5746 TIF TAXES COLLECTED	-	-	-	-	-
5749 MISCELLANEOUS	250,000	3,220	253,220	-	253,220
5752 ATHLETIC	-	-	-	-	-
5755 ACTIVITY FUND RECEIPTS	1,000,000	914,786	1,914,786	-	1,914,786
5766 CONCURRENT ENROLLMENT	50,000	-	50,000	-	50,000
5767 IRVING SCHOOL FOUNDATION	-	-	-	-	-
5769 REVENUE FROM INTERMEDIATE	200,000	-	200,000	-	200,000
TOTAL OTHER LOCAL RESOURCES	2,624,500	1,391,583	4,016,083	-	4,016,083
TOTAL LOCAL RESOURCES	162,420,705	1,391,583	163,812,288	-	163,812,288
STATE RESOURCES:					
5811 PER CAPITA	14,733,689	-	14,733,689	-	14,733,689
5812 FOUNDATION ENTITLEMENTS	142,109,122	-	142,109,122	-	142,109,122
5819 FOUNDATION SUMMER SCHOOL	-	-	-	-	-
5829 TEA/NON-FOUNDATION REVENUE	-	-	-	-	-
5831 STATE T.R.S. ON BEHALF	15,652,186	-	15,652,186	-	15,652,186
TOTAL STATE RESOURCES	172,494,997	-	172,494,997	-	172,494,997
FEDERAL RESOURCES:					
5929 FEDERAL REVENUE - INDIRECT COST	350,000	-	350,000	-	350,000
5931 SHARS REIMBURSEMENT	4,000,000	-	4,000,000	-	4,000,000
5946 BABS SUBSIDY	-	-	-	-	-
5949 R.O.T.C. REIMBURSEMENT	250,000	-	250,000	-	250,000
TOTAL FEDERAL RESOURCES	4,600,000	-	4,600,000	-	4,600,000
TOTAL REVENUES	339,515,702	1,391,583	340,907,285	-	340,907,285
OTHER SOURCES					
7912 SALE OF FIXED ASSETS	-	-	-	-	-
7915 INTERFUND TRANSFERS IN	-	-	-	-	-
TOTAL OTHER SOURCES	-	-	-	-	-
TOTAL REVENUE AND OTHER SOURCES	339,515,702	1,391,583	340,907,285	-	340,907,285

IRVING INDEPENDENT SCHOOL DISTRICT
OFFICIAL DISTRICT BUDGET
GENERAL OPERATING FUND
December 2020 BUDGET AMENDMENT

	<u>ORIGINAL BUDGET</u>	<u>PROPOSED AMENDMENTS TO ORIGINAL BUDGET</u>	<u>APPROVED AMENDED BUDGET</u>	<u>PROPOSED AMENDMENTS</u>	<u>NEW AMENDED BUDGET</u>
EXPENDITURES:					
11 Instruction	203,084,928	1,877,248	204,962,176	25,312	204,987,488
12 Library	5,540,206	505,608	6,045,814	(8,490)	6,037,324
13 Staff Development	5,892,229	(253,378)	5,638,851	(34,908)	5,603,943
21 Instructional Administration	6,453,138	94,860	6,547,998	(20,674)	6,527,324
23 School Administration	21,026,426	208,628	21,235,054	37,854	21,272,908
31 Counseling Services	16,450,959	27,632	16,478,591	(16,865)	16,461,726
32 Attendance Services	1,349,337	988	1,350,325	-	1,350,325
33 Health Services	3,532,110	3,724	3,535,834	1,720	3,537,554
34 Pupil Transportation	12,619,862	2,610	12,622,472	-	12,622,472
35 Food Services	733,838	-	733,838	-	733,838
36 Extra-Curricular Activities	6,208,812	310,528	6,519,340	(2,663)	6,516,677
41 General Administration	9,664,633	(15,479)	9,649,154	-	9,649,154
51 Maintenance	30,270,690	(463,322)	29,807,368	(7,874)	29,799,494
52 Security	4,217,236	131,007	4,348,243	1,540	4,349,783
53 Data Processing	14,004,714	299,604	14,304,318	-	14,304,318
61 Community Services	533,645	94,830	628,475	26,101	654,576
81 Facilities	164,138	2,108,227	2,272,365	-	2,272,365
95 Payments to JJAEP	190,000	-	190,000	-	190,000
97 Payments to Tax Increment Funds	0	-	-	-	-
99 Intergovernmental Charges	625,457	-	625,457	-	625,457
TOTAL EXPENDITURES	<u>342,562,358</u>	<u>4,933,314</u>	<u>347,495,672</u>	<u>1,053</u>	<u>347,496,725</u>
OTHER USES					
8911 Interfund Transfers Out	-	-	-	-	-
TOTAL EXPENDITURES AND OTHER USES	<u>342,562,358</u>	<u>4,933,314</u>	<u>347,495,672</u>	<u>1,053</u>	<u>347,496,725</u>
EXCESS (DEFICIENCY) REVENUES OVER EXPENDITURES	(3,046,656)	6,324,897	(6,588,387)	(1,053)	(6,589,440)
EST. BEGINNING FUND BALANCE	<u>97,625,992</u>	-	<u>97,625,992</u>	-	<u>97,625,992</u>
ENDING FUND BALANCE	<u>94,579,336</u>	<u>6,324,897</u>	<u>91,037,605</u>	<u>(1,053)</u>	<u>91,036,552</u>

IRVING INDEPENDENT SCHOOL DISTRICT
OFFICIAL DISTRICT BUDGET
FOOD SERVICE
December 2020 BUDGET AMENDMENT

	<u>ORIGINAL BUDGET</u>	<u>APPROVED AMENDMENTS</u>	<u>APPROVED AMENDED BUDGET</u>	<u>PROPOSED AMENDMENTS</u>	<u>NEW AMENDED BUDGET</u>
REVENUE:					
LOCAL RESOURCES:					
5742 INVESTMENT EARNINGS	10,000	-	10,000	-	10,000
5751 FOOD SERVICES	2,025,000	-	2,025,000	-	2,025,000
5755 ACTIVITY FUND RECEIPTS	150,000	-	150,000	-	150,000
TOTAL LOCAL RESOURCES	<u>2,185,000</u>	<u>-</u>	<u>2,185,000</u>	<u>-</u>	<u>2,185,000</u>
STATE RESOURCES:					
5829 STATE MATCH - FOOD SERVICE	120,000	-	120,000	-	120,000.00
TOTAL STATE RESOURCES	<u>120,000</u>	<u>-</u>	<u>120,000</u>	<u>-</u>	<u>120,000</u>
FEDERAL RESOURCES:					
5921 SCHOOL BREAKFAST PROGRAM	4,125,000	-	4,125,000	-	4,125,000
5922 NATIONAL SCHOOL LUNCH PROGRAM	10,807,645	-	10,807,645	-	10,807,645
5923 USDA DONATED COMMODITIES	975,000	-	975,000	-	975,000
5939 SUMMER FEEDING PROGRAM	150,000	-	150,000	-	150,000
TOTAL FEDERAL RESOURCES	<u>16,057,645</u>	<u>-</u>	<u>16,057,645</u>	<u>-</u>	<u>16,057,645</u>
TOTAL REVENUE AND OTHER SOURCES	<u>18,362,645</u>	<u>-</u>	<u>18,362,645</u>	<u>-</u>	<u>18,362,645</u>
EXPENDITURES:					
35 Food Services	17,985,145	-	17,985,145	-	17,985,145
36 Extra-Curricular Activities	10,000	-	10,000	-	10,000
51 Maintenance & Operations	650,000	-	650,000	-	650,000
81 Facilities	2,000,000	-	2,000,000	-	2,000,000
TOTAL EXPENDITURES	<u>20,645,145</u>	<u>-</u>	<u>20,645,145</u>	<u>-</u>	<u>20,645,145</u>
OTHER USES					
8911 Interfund Transfers Out	-	-	-	-	-
TOTAL EXPENDITURES AND OTHER USES	<u>20,645,145</u>	<u>-</u>	<u>20,645,145</u>	<u>-</u>	<u>20,645,145</u>
EXCESS (DEFICIENCY) REVENUES OVER EXPENDITURES	<u>(2,282,500)</u>	<u>-</u>	<u>(2,282,500)</u>	<u>-</u>	<u>(2,282,500)</u>
EST. BEGINNING FUND BALANCE	<u>4,769,340</u>	<u>-</u>	<u>4,769,340</u>	<u>-</u>	<u>4,769,340</u>
ENDING FUND BALANCE	<u>2,486,840</u>	<u>-</u>	<u>2,486,840</u>	<u>-</u>	<u>2,486,840</u>

IRVING INDEPENDENT SCHOOL DISTRICT
OFFICIAL DISTRICT BUDGET
DEBT SERVICE
December 2020 BUDGET AMENDMENT

	ORIGINAL BUDGET	APPROVED AMENDMENTS	APPROVED AMENDED BUDGET	PROPOSED AMENDMENTS	NEW AMENDED BUDGET
REVENUE:					
LOCAL RESOURCES:					
5711 TAXES CURRENT YEAR	37,329,600	-	37,329,600	-	37,329,600
5712 DELINQUENT TAXES	-	-	-	-	-
5719 OTHER TAX RELATED REVENUE	-	-	-	-	-
TOTAL TAXES	<u>37,329,600</u>	<u>-</u>	<u>37,329,600</u>	<u>-</u>	<u>37,329,600</u>
OTHER LOCAL REVENUE:					
5742 INVESTMENT EARNINGS	-	-	-	-	-
5799 ISD-TNT ADJUSTMENT	-	-	-	-	-
TOTAL OTHER LOCAL SOURCES	<u>-</u>	<u>-</u>	<u>-</u>	<u>-</u>	<u>-</u>
TOTAL LOCAL RESOURCES	<u>37,329,600</u>	<u>-</u>	<u>37,329,600</u>	<u>-</u>	<u>37,329,600</u>
STATE RESOURCES:					
5829 TEA/NON-FOUNDATION REVENUE	550,008	-	550,008	-	550,008
TOTAL STATE RESOURCES	<u>550,008</u>	<u>-</u>	<u>550,008</u>	<u>-</u>	<u>550,008</u>
TOTAL REVENUES	<u>37,879,608</u>	<u>-</u>	<u>37,879,608</u>	<u>-</u>	<u>37,879,608</u>
OTHER SOURCES :					
7911 SALE OF BONDS	-	-	-	-	-
7915 INTERFUND TRANSFERS IN	-	-	-	-	-
7916 PREMIUM (DISCOUNT) BONDS PAYABLE	-	-	-	-	-
TOTAL OTHER SOURCES	<u>-</u>	<u>-</u>	<u>-</u>	<u>-</u>	<u>-</u>
TOTAL REVENUE AND OTHER SOURCES	<u>37,879,608</u>	<u>-</u>	<u>37,879,608</u>	<u>-</u>	<u>37,879,608</u>
EXPENDITURES:					
71 DEBT SERVICE	45,579,600	-	45,579,600	-	45,579,600
TOTAL EXPENDITURES	<u>45,579,600</u>	<u>-</u>	<u>45,579,600</u>	<u>-</u>	<u>45,579,600</u>
OTHER USES :					
8949 REFUNDING BONDS	-	-	-	-	-
TOTAL EXPENDITURES AND OTHER USES	<u>45,579,600</u>	<u>-</u>	<u>45,579,600</u>	<u>-</u>	<u>45,579,600</u>
EXCESS (DEFICIENCY) REVENUES OVER EXPENDITURES	<u>(7,699,992)</u>	<u>-</u>	<u>(7,699,992)</u>	<u>-</u>	<u>(7,699,992)</u>
EST. BEGINNING FUND BALANCE	<u>10,440,359</u>	<u>-</u>	<u>10,440,359</u>	<u>-</u>	<u>10,440,359</u>
ENDING FUND BALANCE	<u>2,740,367</u>	<u>-</u>	<u>2,740,367</u>	<u>-</u>	<u>2,740,367</u>

CONSENT AGENDA
12/14/2020

TOPIC: Consider the Approval of the Supplements to the Irving ISD Tax Rolls

SUBMITTED BY: Cher Elzy

BACKGROUND: The Board approved the tax roll on August 24, 2020. Supplements to the tax rolls are prepared monthly by the Dallas Central Appraisal District. Board action is required on any refunds greater than \$2,500.00. For ease in processing we are presenting the total value of all supplements.

ADMINISTRATIVE RECOMMENDATION: The Administration recommends that the Board of Trustees approve the supplements to the Irving ISD tax rolls.

RECOMMENDED BOARD MOTION: I move the Board approve the Supplements to the Irving ISD Tax Rolls.

Attachments:

1. Memo from Cher Elzy to Gary Micinski
2. Dallas Central Appraisal District Supplement Recap for November
3. Supplement 03 to the 2020 tax roll
4. Supplement 16 to the 2019 tax roll
5. Supplement 28 to the 2018 tax roll
6. Supplement 40 to the 2017 tax roll
7. Supplement 52 to the 2016 tax roll
8. Supplement 64 to the 2015 tax roll
9. Comparison of the Budget to the Actual Tax Roll Spreadsheet

MEMO

Date: December 14, 2020
To: Gary Micinski, CFO
From: Cher Elzy, Director of Taxation
Subject: November Supplement Reports

Attached for your consideration is the November Supplement Reports.

Thank you.



DALLAS CENTRAL APPRAISAL DISTRICT

SUPPLEMENT 11-2020

As of November 16, 2020

**State of Texas
County of Dallas**

Property Tax Code, Section 25.25

I, W. Kenneth Nolan, Executive Director/Chief Appraiser of the Dallas Central Appraisal District, attest to the best of my knowledge, that the attached is a supplement to the certified appraisal roll which lists taxable property for

IRVING ISD

Tax Year	Amount of
2020	280,208,718
2019	28,966,000-
2018	15,950
2017	83,064
2016	62,047
2015	25,000

Date : November 19, 2020

**W. Kenneth Nolan
Executive Director/Chief Appraiser**

2020 SUPPLEMENT NO. 3

Real Property Additions		Personal Property Additions
\$ 279,394,972		\$ 169,720
Total Additions	Supplemental Change Report	Net Changes of Changes
\$ 279,564,692	\$ 644,026	\$ 280,208,718

**Summary of Supplemental Change Report
#1 through #3**

Value	Reason
\$ (1,523,286)	Exemptions and Value Changes
\$ 1,196,175,461	Total Additions
\$ 1,194,652,175	Net Total

2019 SUPPLEMENT NO. 16

Real Property Additions		Personal Property Additions
\$ 0		\$ 2,003,610
Total Additions	Supplemental Change Report	Net Changes of Changes
\$ 2,003,610	\$ (30,969,610)	\$ (28,966,000)

**Summary of Supplemental Change Report
#1 through #16**

Value	Reason
\$ (232,305,904)	Exemptions and Value Changes
\$ 183,883,393	Total Additions
\$ (48,422,511)	Net Total

2018 SUPPLEMENT NO. 28

Real Property Additions		Personal Property Additions
\$ 0		\$ 0
Total Additions	Supplemental Change Report	Net Changes of Changes
\$ 0	\$ 15,950	\$ 15,950

**Summary of Supplemental Change Report
#1 through #28**

Value	Reason
\$ (248,993,713)	Exemptions and Value Changes
\$ 92,404,285	Total Additions
\$ (156,589,428)	Net Total

2017 SUPPLEMENT NO. 40

Real Property Additions	Personal Property Additions
\$ 0	\$ 0
Total Additions	Supplemental Change Report
\$ 0	\$ 83,064
	Net Changes of Changes
	\$ 83,064

**Summary of Supplemental Change Report
#1 through #40**

Value	Reason
\$ (259,521,291)	Exemptions and Value Changes
\$ 116,230,132	Total Additions
\$ (143,291,159)	Net Total

2016 SUPPLEMENT NO. 52

Real Property
Additions

0

Personal Property
Additions

\$ 0

Total
Additions

0

Supplemental
Change Report

\$ 62,047

Net Changes
of Changes

\$ 62,047

Summary of Supplemental Change Report
#1 through #52

Value	Reason
\$ (367,921,359)	Exemptions and Value Changes
\$ 88,989,355	Total Additions
\$ (278,932,004)	Net Total

2015 SUPPLEMENT NO. 64

Real Property Additions		Personal Property Additions
\$	0	\$
		0
Total Additions	Supplemental Change Report	Net Changes of Changes
\$	\$	\$
0	25,000	25,000

**Summary of Supplemental Change Report
#1 through #64**

Value	Reason
\$ (244,108,428)	Exemptions and Value Changes
\$ 48,203,141	Total Additions
\$ (195,905,287)	Net Total

RECAP FOR NOVEMBER SUPPLEMENT

2020 SUPPLEMENT NO. 03	\$	280,208,718
2019 SUPPLEMENT NO. 16	\$	(28,966,000)
2018 SUPPLEMENT NO. 28	\$	15,950
2017 SUPPLEMENT NO. 40	\$	83,064
2016 SUPPLEMENT NO. 52	\$	62,047
2015 SUPPLEMENT NO. 64	\$	25,000

**FY 2020-2021
COMPARISON OF BUDGET TO ACTUAL TAX ROLL**

	ORIGINAL BUDGET	CERTIFIED TAX ROLL	ROLLS 1 - 3	ADJUSTED TAX ROLL
NET TAXABLE VALUE	\$ 15,138,570,097	\$ 14,741,790,666	1,194,652,175	\$ 15,936,442,841
M & O LEVY (1.0148)	\$ 153,626,209	\$ 149,599,692	12,123,330	\$ 161,723,022
I & S LEVY (.2603)	\$ 39,405,698	\$ 38,372,881	3,109,680	\$ 41,482,561
TOTAL LEVY (1.2751)	\$ 193,031,907	\$ 187,972,573	15,233,010	\$ 203,205,583

2020 SUPPLEMENT	TAXABLE VALUE
SUPPLEMENT NO. 1	435,201,059
SUPPLEMENT NO. 2	479,242,398
SUPPLEMENT NO. 3	280,208,718

TOTAL **1,194,652,175**

* LEVY REFLECTS FROZEN LOSS FROM OVER 65 & DISABILITY ACCOUNTS

2020 SUPPLEMENTAL BUDGET	<u>-200,000,000</u>
NET GAIN (LOSS) TO TAX	1,394,652,175
LEVY GAIN (LOSS) M & O	14,152,930
LEVY GAIN (LOSS) I & S	<u>3,630,280</u>
TOTAL LEVY GAIN (LOSS) DUE TO SUPPLEMENTS	17,783,210

**FY 2019-2020
COMPARISON OF BUDGET TO ACTUAL TAX ROLL**

	ORIGINAL BUDGET	CERTIFIED TAX ROLL	ROLLS 1 - 16	ADJUSTED TAX ROLL
NET TAXABLE VALUE	\$ 13,127,517,207	\$ 14,512,366,935	-48,422,511	\$ 14,463,944,424
M & O LEVY (1.03100)	\$ 135,344,702	\$ 149,622,503	-499,236	\$ 149,123,267
I & S LEVY (.27410)	\$ 35,982,525	\$ 39,778,398	-132,726	\$ 39,645,672
TOTAL LEVY (1.30510)	\$ 171,327,227	\$ 189,400,901	-631,962	\$ 188,768,939

2019 SUPPLEMENT	TAXABLE VALUE
SUPPLEMENT NO. 1	32,571,769
SUPPLEMENT NO. 2	98,098,133
SUPPLEMENT NO. 3	25,517,424
SUPPLEMENT NO. 4	-14,556,681
SUPPLEMENT NO. 5	-8,195,689
SUPPLEMENT NO. 6	-19,703,429
SUPPLEMENT NO. 7	-18,434,225
SUPPLEMENT NO. 8	-17,063,025
SUPPLEMENT NO. 9	-3,432,626
SUPPLEMENT NO. 10	-8,979,664
SUPPLEMENT NO. 11	-26,419,728
SUPPLEMENT NO. 12	-14,251,347
SUPPLEMENT NO. 13	-12,542,680
SUPPLEMENT NO. 14	-29,795,534
SUPPLEMENT NO. 15	-2,269,209
SUPPLEMENT NO. 16	-28,966,000

TOTAL align="right">**-48,422,511**

* LEVY REFLECTS FROZEN LOSS FROM OVER 65 & DISABILITY ACCOUNTS

2019 SUPPLEMENTAL BUDGET	-150,000,000
NET GAIN (LOSS) TO TAX	<u>101,577,489</u>

LEVY GAIN (LOSS) M & O	1,047,264
LEVY GAIN (LOSS) I & S	278,424
TOTAL LEVY GAIN (LOSS) DUE TO SUPPLEMENTS	<u>1,325,688</u>

**FY 2018-2019
COMPARISON OF BUDGET TO ACTUAL TAX ROLL**

	ORIGINAL BUDGET	CERTIFIED TAX ROLL	ROLLS 1 - 28	ADJUSTED TAX ROLL
NET TAXABLE VALUE	\$ 12,223,386,344	\$ 13,439,011,068	-156,589,428	\$ 13,282,421,640
M & O LEVY (1.17)	\$ 143,013,620	\$ 157,236,430	-1,832,096	\$ 155,404,334
I & S LEVY (.2311)	\$ 28,248,246	\$ 31,057,554	-361,878	\$ 30,695,676
TOTAL LEVY (1.4011)	171,261,866	188,293,984	-2,193,974	\$ 186,100,010

2018 SUPPLEMENT	TAXABLE VALUE
SUPPLEMENT NO. 1	-1,415,301
SUPPLEMENT NO. 2	-1,967,970
SUPPLEMENT NO. 3	59,418,616
SUPPLEMENT NO. 4	10,785,664
SUPPLEMENT NO. 5	-18,582,754
SUPPLEMENT NO. 6	-2,445,166
SUPPLEMENT NO. 7	-21,479,140
SUPPLEMENT NO. 8	-38,878,680
SUPPLEMENT NO. 9	-7,401,705
SUPPLEMENT NO. 10	-19,670,312
SUPPLEMENT NO. 11	-12,285,270
SUPPLEMENT NO. 12	-26,883,772
SUPPLEMENT NO. 13	-418,958
SUPPLEMENT NO. 14	-9,012,907
SUPPLEMENT NO. 15	-8,273,654
SUPPLEMENT NO. 16	-27,730,004
SUPPLEMENT NO. 17	-4,033,170
SUPPLEMENT NO. 18	-4,124,920
SUPPLEMENT NO. 19	-4,946,824
SUPPLEMENT NO. 20	-5,449,620
SUPPLEMENT NO. 21	-2,015,000
SUPPLEMENT NO. 22	-153,168
SUPPLEMENT NO. 23	-499,114
SUPPLEMENT NO. 24	-617,138
SUPPLEMENT NO. 25	-782,830
SUPPLEMENT NO. 26	-6,418,231
SUPPLEMENT NO. 27	-1,324,050
SUPPLEMENT NO. 28	15,950

TOTAL -156,589,428

* LEVY REFLECTS FROZEN LOSS FROM OVER 65 & DISABILITY ACCOUNTS

2018 SUPPLEMENTAL BUDGET	-150,000,000
NET GAIN (LOSS) TO TAX	<u>(6,589,428)</u>
LEVY GAIN (LOSS) M & O	-77,096
LEVY GAIN (LOSS) I & S	-15,228
TOTAL LEVY GAIN (LOSS) DUE TO SUPPLEMENTS	<u>-92,324</u>

**FY 2017-2018
COMPARISON OF BUDGET TO ACTUAL TAX ROLL**

	ORIGINAL BUDGET	CERTIFIED TAX ROLL	ROLLS 1 - 40	ADJUSTED TAX ROLL
NET TAXABLE VALUE	\$ 11,096,312,115	\$ 12,178,979,842	-143,291,159	\$ 12,035,688,683
M & O LEVY (1.17)	\$ 129,826,852	\$ 142,494,064	-1,676,507	\$ 140,817,557
I & S LEVY (.2614)	\$ 29,005,833	\$ 31,835,853	-374,563	\$ 31,461,290
TOTAL LEVY (1.4314)	\$ 158,832,685	\$ 174,329,917	-2,051,070	\$ 172,278,847

2017 SUPPLEMENT	TAXABLE VALUE
SUPPLEMENT NO. 1	45,880,656
SUPPLEMENT NO. 2	9,215,735
SUPPLEMENT NO. 3	8,867,781
SUPPLEMENT NO. 4	610,035
SUPPLEMENT NO. 5	-4,867,051
SUPPLEMENT NO. 6	-10,449,039
SUPPLEMENT NO. 7	-34,417,183
SUPPLEMENT NO. 8	-15,719,504
SUPPLEMENT NO. 9	-22,644,695
SUPPLEMENT NO. 10	-1,755,708
SUPPLEMENT NO. 11	-11,818,504
SUPPLEMENT NO. 12	-21,854,669
SUPPLEMENT NO. 13	-8,601,532
SUPPLEMENT NO. 14	-5,015,998
SUPPLEMENT NO. 15	-4,561,293
SUPPLEMENT NO. 16	-3,740,084
SUPPLEMENT NO. 17	-1,581,999
SUPPLEMENT NO. 18	-1,902,556
SUPPLEMENT NO. 19	-5,037,372
SUPPLEMENT NO. 20	-2,205,667
SUPPLEMENT NO. 21	-1,013,721
SUPPLEMENT NO. 22	-1,251,382
SUPPLEMENT NO. 23	-1,395,752
SUPPLEMENT NO. 24	-10,240,437
SUPPLEMENT NO. 25	-328,358
SUPPLEMENT NO. 26	-6,746,358
SUPPLEMENT NO. 27	-67,573
SUPPLEMENT NO. 28	-25,155,092
SUPPLEMENT NO. 29	-412,230
SUPPLEMENT NO. 30	-142,000
SUPPLEMENT NO. 31	-300,337
SUPPLEMENT NO. 32	-419,748
SUPPLEMENT NO. 33	-25,000
SUPPLEMENT NO. 34	-12,398

SUPPLEMENT NO. 35	-710
SUPPLEMENT NO. 36	-228,750
SUPPLEMENT NO. 37	22,500
SUPPLEMENT NO. 38	-4,083,230
SUPPLEMENT NO. 39	25,000
SUPPLEMENT NO. 40	83,064

TOTAL **-143,291,159**

* LEVY REFLECTS FROZEN LOSS FROM OVER 65 & DISABILITY ACCOUNTS

2017 SUPPLEMENTAL BUDGET	<u>-150,000,000</u>
NET GAIN (LOSS) TO TAX	6,708,841
LEVY GAIN (LOSS) M & O	78,493
LEVY GAIN (LOSS) I & S	<u>17,537</u>
TOTAL LEVY GAIN (LOSS) DUE TO SUPPLEMENTS	96,030

**FY 2016-2017
COMPARISON OF BUDGET TO ACTUAL TAX ROLL**

	ORIGINAL BUDGET	CERTIFIED TAX ROLL	ROLLS 1 - 51	ADJUSTED TAX ROLL
NET TAXABLE VALUE	\$ 10,971,091,578	\$ 11,594,095,283	-278,932,004	\$ 11,315,163,279
M & O LEVY (1.17)	\$ 114,099,352	\$ 120,578,591	-3,263,504	\$ 117,315,087
I & S LEVY (.2750)	\$ 44,432,921	\$ 46,956,086	-767,063	\$ 46,189,023
TOTAL LEVY (1.445)	\$ 158,532,273	\$ 167,534,677	-4,030,567	\$ 163,504,110

2016 SUPPLEMENT	TAXABLE VALUE
SUPPLEMENT NO. 1	-1,167,758
SUPPLEMENT NO. 2	15,294,820
SUPPLEMENT NO. 3	-1,680,520
SUPPLEMENT NO. 4	-10,963,884
SUPPLEMENT NO. 5	5,634,501
SUPPLEMENT NO. 6	-86,757,481
SUPPLEMENT NO. 7	-75,264
SUPPLEMENT NO. 8	-20,672,078
SUPPLEMENT NO. 9	-6,692,896
SUPPLEMENT NO. 10	-13,262,234
SUPPLEMENT NO. 11	-10,894,088
SUPPLEMENT NO. 12	-5,028,778
SUPPLEMENT NO. 13	-14,422,823
SUPPLEMENT NO. 14	-41,445,409
SUPPLEMENT NO. 15	217,645
SUPPLEMENT NO. 16	-7,414,302
SUPPLEMENT NO. 17	-4,129,812
SUPPLEMENT NO. 18	-19,723,577
SUPPLEMENT NO. 19	-18,150,661
SUPPLEMENT NO. 20	-3,874,654
SUPPLEMENT NO. 21	-1,890,006
SUPPLEMENT NO. 22	-724,380
SUPPLEMENT NO. 23	-3,318,316
SUPPLEMENT NO. 24	-312,500
SUPPLEMENT NO. 25	-289,355
SUPPLEMENT NO. 26	-336,805
SUPPLEMENT NO. 27	-371,570
SUPPLEMENT NO. 28	-2,812,269
SUPPLEMENT NO. 29	-90,000
SUPPLEMENT NO. 30	-319,395
SUPPLEMENT NO. 31	-1,807,144
SUPPLEMENT NO. 32	-1,213,680
SUPPLEMENT NO. 33	-100,000
SUPPLEMENT NO. 34	-200,400
SUPPLEMENT NO. 35	-73,972

SUPPLEMENT NO. 36	10,534
SUPPLEMENT NO. 37	114,453
SUPPLEMENT NO. 38	159,760
SUPPLEMENT NO. 39	53,957
SUPPLEMENT NO. 40	-11,411,940
SUPPLEMENT NO. 41	-55,186
SUPPLEMENT NO. 42	0
SUPPLEMENT NO. 43	-61,421
SUPPLEMENT NO. 44	-81,303
SUPPLEMENT NO. 45	0
SUPPLEMENT NO. 46	0
SUPPLEMENT NO. 47	-8,702,260
SUPPLEMENT NO. 48	-228,750
SUPPLEMENT NO. 49	-12,500
SUPPLEMENT NO. 50	264,650
SUPPLEMENT NO. 51	25,000
SUPPLEMENT NO. 52	62,047

TOTAL **-278,932,004**

* LEVY REFLECTS FROZEN LOSS FROM OVER 65 & DISABILITY ACCOUNTS

2016 SUPPLEMENTAL BUDGET	-150,000,000
NET GAIN (LOSS) TO TAX	<u>-128,932,004</u>

LEVY GAIN (LOSS) M & O	-1,508,504
LEVY GAIN (LOSS) I & S	<u>-354,563</u>
TOTAL LEVY GAIN (LOSS) DUE TO SUPPLEMENTS	<u>-1,863,067</u>

**FY 2015-2016
COMPARISON OF BUDGET TO ACTUAL TAX ROLL**

	ORIGINAL BUDGET	CERTIFIED TAX ROLL	ROLLS 1 - 64	ADJUSTED TAX ROLL
NET TAXABLE VALUE	\$ 10,204,561,876	\$10,563,683,328	-195,905,287	\$10,367,778,041
M & O LEVY (1.04)	\$ 106,127,444	\$ 107,721,792	-2,037,415	\$105,684,377
I & S LEVY (.405)	\$ 41,328,476	\$ 41,949,390	-793,416	\$41,155,974
TOTAL LEVY (1.445)	\$ 147,455,920	\$ 149,671,182	-2,830,831	\$146,840,351

2015 SUPPLEMENTS	TAXABLE VALUE
SUPPLEMENT NO. 1	7,143,089
SUPPLEMENT NO. 2	12,957,293
SUPPLEMENT NO. 3	457,433
SUPPLEMENT NO. 4	-5,329,724
SUPPLEMENT NO. 5	-18,135,233
SUPPLEMENT NO. 6	-15,690,851
SUPPLEMENT NO. 7	-31,562,401
SUPPLEMENT NO. 8	-40,134,858
SUPPLEMENT NO. 9	-19,244,179
SUPPLEMENT NO. 10	-3,096,159
SUPPLEMENT NO. 11	-7,999,302
SUPPLEMENT NO. 12	-14,856,845
SUPPLEMENT NO. 13	-1,317,830
SUPPLEMENT NO. 14	-14,608,729
SUPPLEMENT NO. 15	-4,301,708
SUPPLEMENT NO. 16	-4,276,405
SUPPLEMENT NO. 17	-3,148,642
SUPPLEMENT NO. 18	-113,457
SUPPLEMENT NO. 19	-2,777,812
SUPPLEMENT NO. 20	-3,361,367
SUPPLEMENT NO. 21	93,913
SUPPLEMENT NO. 22	-1,832,646
SUPPLEMENT NO. 23	-154,860
SUPPLEMENT NO. 24	0
SUPPLEMENT NO. 25	22,500
SUPPLEMENT NO. 26	-501,718
SUPPLEMENT NO. 27	180,100
SUPPLEMENT NO. 28	22,500
SUPPLEMENT NO. 29	-2,496,150
SUPPLEMENT NO. 30	-590,840
SUPPLEMENT NO. 31	-96,200
SUPPLEMENT NO. 32	-389,150
SUPPLEMENT NO. 33	-3,280
SUPPLEMENT NO. 34	-45,190
SUPPLEMENT NO. 35	-15,000
SUPPLEMENT NO. 36	0
SUPPLEMENT NO. 37	-3,230
SUPPLEMENT NO. 38	-80

SUPPLEMENT NO. 39	-77,200
SUPPLEMENT NO. 40	-161,430
SUPPLEMENT NO. 41	0
SUPPLEMENT NO. 42	54,870
SUPPLEMENT NO. 43	217,190
SUPPLEMENT NO. 44	17,500
SUPPLEMENT NO. 45	25,000
SUPPLEMENT NO. 46	-25,000
SUPPLEMENT NO. 47	24,360
SUPPLEMENT NO. 48	0
SUPPLEMENT NO. 49	105,000
SUPPLEMENT NO. 50	8,203
SUPPLEMENT NO. 51	85,041
SUPPLEMENT NO. 52	-11,352,048
SUPPLEMENT NO. 53	-161,370
SUPPLEMENT NO. 54	0
SUPPLEMENT NO. 55	62,047
SUPPLEMENT NO. 56	-108,550
SUPPLEMENT NO. 57	0
SUPPLEMENT NO. 58	0
SUPPLEMENT NO. 59	0
SUPPLEMENT NO. 60	-9,472,300
SUPPLEMENT NO. 61	-14,582
SUPPLEMENT NO. 62	25,000
SUPPLEMENT NO. 63	25,000
SUPPLEMENT NO. 64	25,000

TOTAL **-195,905,287**

* LEVY REFLECTS FROZEN LOSS FROM OVER 65 & DISABILITY ACCOUNTS

2015 SUPPLEMENTAL BUDGET	-150,000,000
NET GAIN (LOSS) TO TAX	<u>-45,905,287</u>

LEVY GAIN (LOSS) M & O	-477,415
LEVY GAIN (LOSS) I & S	-185,916
TOTAL LEVY GAIN (LOSS) DUE TO SUPPLEMENTS	<u>-663,331</u>

2020 ACTIVE LAWSUITS

OWNERS NAME	DCAD VALUE	TYPE OF PROPERTY
1111 TDS APARTMENTS LLC	\$ 18,200,000	REAL
130 E JOHN W CARPENTER	\$ 7,400,000	REAL
168 REALTY GROUP III LLC	\$ 4,363,010	REAL
168 REALTY GROUP III LLC	\$ 5,436,990	REAL
2013B PPTY OWNER LLC	\$ 226,370	REAL
2018 1 IH BORROWER LP	\$ 215,900	REAL
2018 1 IH BORROWER LP	\$ 223,050	REAL
2325 STEMMONS HOTEL PARTNERS LLC	\$ 8,900,000	REAL
250 290 B&C LLC	\$ 34,000,000	REAL
250 290 B&C LLC	\$ 17,000,000	REAL
250 290 B&C LLC	\$ 19,250,000	REAL
2929 PARK GROVE VNTRE LTD	\$ 13,157,900	REAL
2929 PARK GROVE VNTRE LTD	\$ 842,100	REAL
850 LAKE CAROLYN PKWY APARTMENTS INC	\$ 48,850,000	REAL
89 H A S HOTEL CORP	\$ 1,100,000	REAL
ACRON ARG LAKE CAROLYN	\$ 52,929,170	REAL
AGAS VENTURES LLC	\$ 152,000	REAL
AGAS VENTURES LLC	\$ 160,000	REAL
AGAS VENTURES LLC	\$ 140,490	REAL
AGAS VENTURES LLC	\$ 149,000	REAL
AGAS VENTURES LLC	\$ 146,000	REAL
AGAS VENTURES LLC	\$ 124,000	REAL
AGAS VENTURES LLC	\$ 130,000	REAL
AGAS VENTURES LLC	\$ 139,290	REAL
AGAS VENTURES LLC	\$ 127,070	REAL
AGAS VENTURES LLC	\$ 175,050	REAL
AGAS VENTURES LLC	\$ 194,500	REAL
AGAS VENTURES LLC	\$ 169,000	REAL
AGAS VENTURES LLC	\$ 180,000	REAL
AGAS VENTURES LLC	\$ 156,000	REAL
AGAS VENTURES LLC	\$ 140,000	REAL
AGAS VENTURES LLC	\$ 161,000	REAL
AGAS VENTURES LLC	\$ 175,000	REAL
AGAS VENTURES LLC	\$ 100,000	REAL
AGAVE APARTMENTS LLC	\$ 8,100,000	REAL
AGRE WILLIAMS SQUARE HOLDINGS LLC	\$ 65,662,850	REAL
AGRE WILLIAMS SQUARE HOLDINGS LLC	\$ 9,650,000	REAL

AGRE WILLIAMS SQUARE HOLDINGS LLC	\$	65,267,150	REAL
AGRE WILLIAMS SQUARE HOLDINGS LLC	\$	109,420,000	REAL
AH4R I TX DFW	\$	233,200	REAL
AIGGRE TX HOTEL LAS COLINAS OWNER LLC	\$	8,835,000	REAL
ALC APARTMENTS LLC	\$	50,000,000	REAL
AMERISOUTH XXX LTD	\$	9,120,000	REAL
AREA/EY WFT LLC	\$	8,600,000	REAL
ASHER PARK IRVING LP	\$	19,600,000	REAL
BELTLINE/AIRPORT FREEWAY JOINT VENTURE	\$	3,095,000	REAL
	\$	734,000	
	\$	7,971,000	
BELTLINE VILLAGE PARTNERS	\$	7,094,030	REAL
BLVD AL LP THE	\$	1,341,440	REAL
BRE KNIGHT SH TX OWNER LLC	\$	1,573,820	REAL
BRE KNIGHT SH TX OWNER LLC	\$	4,176,180	REAL
BREIT INDUSTRIAL CANYON TX1B01-B02	\$	8,306,930	REAL
BROWN COLINAS POINTE LLC	\$	14,100,000	REAL
CANAL CENTRE INVESTORS LLC	\$	34,585,000	REAL
CERBERUS SFR HOLDINGS	\$	189,960	REAL
CERBERUS SFR HOLDINGS	\$	236,510	REAL
CHALET APARTMENTS LLC	\$	20,500,000	REAL
CHATHEAU AT WILDBRIAR LP	\$	12,150,000	REAL
CLAY COOLEY REAL ESTATE	\$	4,336,180	REAL
CLAY COOLEY REAL ESTATE	\$	8,280,400	REAL
CLAY COOLEY REAL ESTATE	\$	8,593,750	REAL
CNC INVESTMENTS	\$	5,295,260	REAL
CNC INVESTMENTS	\$	10,454,740	REAL
CO PROPERTIES LLC	\$	150,270	REAL
CO PROPERTIES LLC	\$	117,660	REAL
CO PROPERTIES LLC	\$	89,380	REAL
CO PROPERTIES LLC	\$	89,380	REAL
CO PROPERTIES LLC	\$	89,380	REAL
CO PROPERTIES LLC	\$	89,380	REAL
COLINAS RANCH APARTMENTS LLC	\$	10,471,820	REAL
COLUMBIA PROPERTIES	\$	33,600,000	REAL
COTTONWOOD LANE PROPERTIES LLC	\$	7,665,000	REAL
CP 511 BUILDING LLC	\$	19,400,000	REAL
CP II CRESTVIEW LP	\$	36,500,000	REAL
CREEKWOOD APTS LLC	\$	18,300,000	REAL
CRESTVIEW STONEHILL LLC	\$	17,274,590	REAL
CROSSINGS AT IRVING RUBY	\$	12,200,000	REAL
CTCRV LLC &	\$	12,275,000	REAL
CVS AS LESSEE	\$	1,958,840	REAL

CVS AS LESSEE	\$	2,039,100	REAL
CVS AS LESSEE	\$	2,006,410	REAL
CVS AS LESSEE	\$	1,934,720	REAL
D L PETERSON TRUST I	\$	5,081,060	PERSONAL
DALLAS FT WORTH PARTNERS LLC	\$	1,750,000	REAL
DALLAS FT WORTH PARTNERS LLC	\$	3,125,000	REAL
DALLAS FT WORTH PARTNERS LLC	\$	1,500,000	REAL
DAVIS MOTOR CRANE SERVICE INC	\$	37,163,370	PERSONAL
DAYTON HUDSON CORP	\$	5,523,470	REAL
DFW AIRPORT HOSPITALITY	\$	6,525,000	REAL
DFW JOSEPH INVESTMENTS LLC	\$	12,000,000	REAL
DK CREST OWNER LLC	\$	62,000,000	REAL
EBEX IRVING APARTMENTS LLC	\$	9,600,000	REAL
ELEMENT FLEET CORPORATION	\$	4,834,890	PERSONAL
ELEMENT FLEET CORPORATION	\$	468,830	PERSONAL
ESTRADA REVO LLC &	\$	18,970,000	REAL
FIREBIRD SFE I LLC	\$	435,000	REAL
FIRST FLEET MASTER TITLING TRUST		1,676,050	PERSONAL
FPG THE POINT LP	\$	52,945,000	REAL
FREEMPORT REGENT LLC	\$	12,000,000	REAL
GEP SILVERTON LLC	\$	21,115,000	REAL
GEP VANDERBILT LLC	\$	11,950,000	REAL
HAMPTON PLEASANT RUN JV	\$	2,050,000	REAL
HD DEVELOPMENT PROPERTIES	\$	5,248,640	REAL
HOME SFR BORROWER II LLC	\$	168,600	REAL
HOME SFR BORROWER LLC	\$	237,080	REAL
HOME SFR BORROWER LLC	\$	201,510	REAL
HOME SFR BORROWER LLC	\$	147,590	REAL
HP TEXAS I LLC	\$	373,690	REAL
HKRK MGNT INC	\$	2,275,000	REAL
IMC RETAIL LLC	\$	21,500,000	REAL
IMC RETAIL LLC	\$	577,520	REAL
IMV GROUP LLC	\$	155,560	REAL
IMV GROUP LLC	\$	901,740	REAL
IMV GROUP LLC	\$	167,260	REAL
IMV GROUP LLC	\$	91,860	REAL
IMV GROUP LLC	\$	1,429,530	REAL
IMV GROUP LLC	\$	189,600	REAL
IMV GROUP LLC	\$	179,650	REAL
IMV GROUP LLC	\$	175,650	REAL
IMV GROUP LLC	\$	138,050	REAL
IMV GROUP LLC	\$	130,490	REAL
IMV GROUP LLC	\$	1,111,510	REAL

IMV GROUP LLC	\$	351,290	REAL
IMV GROUP LLC	\$	322,350	REAL
INTERGERMAN SUMMER GATE LP	\$	12,750,000	REAL
IRBY LANE ASSOCIATES LTD	\$	14,250,000	REAL
IRVING 4600 WEST PIONEER	\$	32,750,000	REAL
IRVING CENTAL PLACE LLC	\$	1,850,000	REAL
IRVING LODGING LLC	\$	6,350,000	REAL
ISA HOSPITALITY INC	\$	2,674,280	REAL
JAHCO SPRING CREEK LLC	\$	7,200,000	REAL
JASAN LLC	\$	3,200,230	REAL
JB DALLAS LLC	\$	2,250,000	REAL
JTCH APARTMENTS LLC	\$	2,298,290	REAL
JTCH APARTMENTS LLC	\$	3,351,710	REAL
K GARAGE CO LTD	\$	5,500,000	REAL
KAMEYAMA KEISHI	\$	13,500,000	REAL
KLOPRO BELT LLC	\$	1,700,000	REAL
KORE 123 JOHN CARPENTER LLC	\$	68,800,000	REAL
KROGER TEXAS LP	\$	10,600,000	REAL
KROGER TEXAS LP	\$	1,488,980	REAL
KROGER TEXAS LP	\$	939,090	REAL
KROGER TEXAS LP	\$	3,942,150	REAL
KROGER TEXAS LP	\$	1,741,790	REAL
KROGER TEXAS LP	\$	758,210	REAL
LADERA RANCH LLC	\$	19,850,000	REAL
LAKE WORTH HOTEL CORP	\$	4,722,750	REAL
LAS COLINAS I HOLDCO LP	\$	83,500,000	REAL
LAS COLINAS II HOLDCO LP	\$	47,400,000	REAL
LEGACY REI GROUP SA LLC	\$	9,924,320	REAL
LEGACY REI GROUP SA LLC	\$	3,575,680	REAL
LEGACY REI GROUP SA LLC	\$	17,650,000	REAL
LOWEN RAIFORD LP	\$	9,100,000	REAL
LPD REALTY LLC	\$	11,260,000	REAL
M&D IRVING LLC	\$	6,650,000	REAL
MAA ALLOY LLC	\$	46,000,000	REAL
MAA TANC LLC	\$	37,100,000	REAL
MAAHIYAA HOTEL LLC	\$	4,370,760	REAL
MACARTHUR PLACE APARTMENTS LP	\$	13,384,610	REAL
MACARTHUR PLACE APARTMENTS LP	\$	15,615,390	REAL
MACY'S RETAIL HOLDINGS INC	\$	2,822,470	PERSONAL
MALL GROUND PORTFOLIO LLC	\$	45,000,000	REAL
MALL GROUND PORTFOLIO LLC	\$	1,729,780	REAL
MALL GROUND PORTFOLIO LLC	\$	4,807,030	REAL
MALL GROUND PORTFOLIO LLC	\$	193,440	REAL

MALL GROUND PORTFOLIO LLC	\$	1,301,420	REAL
MEDIEVAL TIMES	\$	1,596,520	PERSONAL
METROPLEX PLAZA LP	\$	5,150,000	REAL
METROPLEX PLAZA LP	\$	4,850,000	REAL
METROPLEX PLAZA LP	\$	2,625,000	REAL
MONTERRA APARTMENTS LP	\$	39,000,000	REAL
MONTFORT ALPHA JV	\$	11,500,000	REAL
MOTTS LLP	\$	85,323,730	PERSONAL
MPG TEXAS 1 LLC	\$	8,500,000	REAL
NEWPORT APARTMENTS PROPERTY OWNER	\$	22,100,000	REAL
NORTHGATE CAPRI LLC &	\$	15,400,000	REAL
NORTHSHORE EAST LLC	\$	13,608,140	REAL
OMNINET FOXBOROUGH LP	\$	22,400,000	REAL
OMNINET FOXBOROUGH LP	\$	9,100,000	REAL
PAR CAPITAL 122 WEST LLC	\$	28,895,000	REAL
PARMA LAS COLINAS TOWERS LLC	\$	4,048,000	REAL
PARMA LAS COLINAS TOWERS LLC	\$	61,167,000	REAL
PARMA MANDALAY TOWER LLC	\$	39,275,000	REAL
PATEL HASU	\$	337,700	REAL
PATEL RAMAN	\$	1,450,000	REAL
PBH VALLEY CREEK LLC	\$	31,500,000	REAL
PBH VALLEY RIDGE LLC	\$	33,000,000	REAL
PCPI UT OWNER LP	\$	12,252,330	REAL
PCPI UT OWNER LP	\$	151,682,670	REAL
PERFECT AND MODERN TEAM LLC	\$	1,950,000	REAL
PL LASCO OWNER LLC	\$	76,500,000	REAL
POLO SANTIAGO	\$	3,890,000	REAL
POST MONTORO LLC	\$	23,845,000	REAL
PPF AMLI 1050 LAKE CAROLYN PARKWAY LLC	\$	52,365,000	REAL
PPF AMLI 777 LAKE CAROLYN PARKWAY	\$	77,200,000	REAL
PRIME US TOWER AT LAKE CAROLYN LLC	\$	63,975,000	REAL
PROVIDENT GROUP IRVING PROPERTIES INC	\$	45,000,000	REAL
RACETRAC PETROLEUM INC	\$	420,900	PERSONAL
RACETRAC PETROLEUM INC	\$	1,787,270	REAL
RACETRAC PETROLEUM INC	\$	2,349,910	REAL
RACETRAC PETROLEUM INC	\$	457,820	REAL
RACETRACK PETROLEUM	\$	563,900	PERSONAL
RAMSEY LUTHER H	\$	1,612,000	REAL
RAVEN SURROUND LLC	\$	23,250,000	REAL
RAYO LLC	\$	3,500,000	REAL
RAYO LLC	\$	3,500,000	REAL
ROCHELLE PLACE L P	\$	7,467,600	REAL
ROCHELLE PLAZA ASSOCIATES	\$	8,250,000	REAL

ROSEMONT SUMMIT OPERATING LLC	\$	57,925,000	REAL
SAIBABA DFW LODGING LLC	\$	4,543,000	REAL
SAVOY DALLAS HOTELS LLC	\$	7,300,000	REAL
SECURITY CAPITAL	\$	3,555,500	REAL
SEDONA PARK APARTMENTS LLC	\$	22,000,000	REAL
SOUTHERN STAR LAS COLINAS LP	\$	10,800,000	REAL
SPANISH HAVEN REDEVELOPMENT	\$	6,664,970	REAL
SPARTRA LLC	\$	6,130,000	REAL
SPRINT UNITED MGMT CO	\$	17,000,000	REAL
SUN LIFE INSURANCE CO OF CANADA	\$	35,000,000	REAL
TAH 2017 1 BORROWER LLC	\$	184,880	REAL
TAH HOLDING LP	\$	185,970	REAL
TAH HOLDING LP	\$	202,680	REAL
TAH HOLDING LP	\$	198,760	REAL
TAH HOLDING LP	\$	185,070	REAL
TAH HOLDING LP	\$	162,310	REAL
TARGET CORP	\$	3,374,500	PERSONAL
TCI 600 LAS COLINAS INC	\$	83,285,000	REAL
TEXAS FOUR PPTIES LLC	\$	15,900,000	REAL
TEXAS SFI PATNERSHIP 37 LTD	\$	34,000,000	REAL
TP APARTMENTS LLC	\$	4,272,410	REAL
TP APARTMENTS LLC	\$	1,627,590	REAL
TR ATRIUM LP	\$	14,215,000	REAL
TR ATRIUM LP	\$	7,215,000	REAL
TRINITY POE LLC	\$	37,500,000	REAL
TRT DEVELOPMENT COMPANY	\$	800,000	REAL
TRT DEVELOPMENT COMPANY	\$	39,000,000	REAL
UNITED RENTALS AS LESSEE	\$	4,903,040	REAL
URBAN TOWNE LAKE APARTMENTS LP	\$	22,000,000	REAL
VALLEY VIEW OWNER LLC	\$	16,047,720	REAL
VAT CROSSROADS LLC	\$	14,000,000	REAL
VILLAS ESTANCIA APARTMENTS LLC	\$	16,000,000	REAL
WALGREEN CO	\$	2,249,000	REAL
WALGREEN CO	\$	2,305,420	REAL
WALGREEN CO	\$	1,349,650	REAL
WALMART REAL ESTATE	\$	10,596,130	REAL
WALNUT HILL TX PARTNERS LLC	\$	46,500,000	REAL
WATER STREET OCONNOR LP	\$	77,250,000	REAL
WESTDALE BROOKSTONE TERRACE LP	\$	15,750,000	REAL
WESTDALE BROOKSTONE TERRACE LP	\$	13,750,000	REAL
WESTDALE ESTELLE CREEK LTD	\$	14,500,000	REAL
WESTDALE LAKERIDGE	\$	14,000,000	REAL
WESTDALE POLARIS PARTNERS	\$	12,800,000	REAL

WESTDALE WOODMEADE LTD	\$	21,000,000	REAL
WESTGATE MULTIFAMILY LLC	\$	21,111,110	REAL
WESTGATE MULTIFAMILY LLC	\$	9,170,140	REAL
WESTGATE MULTIFAMILY LLC	\$	3,694,440	REAL
WESTGATE MULTIFAMILY LLC	\$	4,024,310	REAL
WINGREN VILLAGE LP	\$	9,303,430	REAL
WOODCHASE & CLARENDON	\$	13,950,000	REAL
WOODCHASE & CLARENDON	\$	5,550,000	REAL
WOODLAND RIDGE POE LLC	\$	10,883,330	REAL
WOODLAND RIDGE POE LLC	\$	21,766,670	REAL
WOODSIDE VILLAS IRVING LLC	\$	12,250,000	REAL
WOODWIND LAND LLC	\$	400,000	REAL
WOODWIND LAND LLC	\$	5,310,000	REAL
WWC XLV LP	\$	56,000,000	REAL

TOTAL		3,703,492,960	
--------------	--	----------------------	--

2020 SETTLED LAWSUITS

OWNERS NAME	DCAD VALUE	SETTLED VALUE	TYPE OF PROPERTY
BELTLINE/AIRPORT FREEWAY JOINT VENTURE	\$ 8,190,000	\$ 8,190,000	REAL
BELTLINE/AIRPORT FREEWAY JOINT VENTURE	\$ 767,000	\$ 767,000	REAL
BELTLINE/AIRPORT FREEWAY JOINT VENTURE	\$ 3,318,000	\$ 3,318,000	REAL
LBH LAS COLINAS PLAZA LLC	\$ 25,500,000	\$ 21,000,000	REAL
MARABELLA APARTMENTS LP	\$ 24,559,040	\$ 22,433,740	REAL
MARABELLA APARTMENTS LP	\$ 27,440,960	\$ 25,066,260	REAL
PATEL MADAN &	\$ 983,680	\$ 940,000	REAL
TOTAL	\$ 90,758,680	\$ 81,715,000	

2019 ACTIVE LAWSUITS

OWNERS NAME	DCAD VALUE	TYPE OF PROPERTY
130 E JOHN W CARPENTER	\$ 8,400,000	REAL
1927 BELTLINE CP LTD	\$ 2,950,000	REAL
1927 BELTLINE CP LTD	\$ 1,920,000	REAL
1927 BELTLINE CP LTD	\$ 700,000	REAL
1927 BELTLINE CP LTD	\$ 7,600,000	REAL
1927 BELTLINE CP LTD	\$ 12,200,000	REAL
2929 PARK GROVE VNTRE LTD	\$ 10,008,250	REAL
2929 PARK GROVE VNTRE LTD	\$ 691,750	REAL
BREIT INDUSTRIAL HS TX	\$ 8,172,780	REAL
BREIT INDUSTRIAL HS TX	\$ 115,390	REAL
CNLRS BEP LP	\$ 1,650,000	REAL
CO-PROPERTIES LLC	\$ 83,970	REAL
CRESTVIEW STONEHILL LLC	\$ 10,800,000	REAL
CROWN ENTERPRISES INC	\$ 2,381,940	REAL
CROWN ENTERPRISES INC	\$ 3,022,730	REAL
CVS	\$ 1,865,560	REAL
CVS	\$ 1,910,870	REAL
DALLAS FT WORTH PARTNERS LLC	\$ 1,244,870	REAL
DALLAS FT WORTH PARTNERS LLC	\$ 2,571,290	REAL
DALLAS FT WORTH PARTNERS LLC	\$ 1,452,350	REAL
DEVA CORPORTATION	\$ 4,500,000	REAL
DOLGENCORP TEX INC	\$ 2,000,000	REAL
DOLGENCORP TEX INC	\$ 1,042,520	REAL
FRIES RESTAURANT MANAGEMENT LLC	\$ 141,650	PERSONAL
GROUP 1 REALTY INC	\$ 3,118,030	REAL
ISA HOSPITALITY INC	\$ 2,790,000	REAL
KAMEYAMA KEISHI	\$ 12,000,000	REAL
KROGER CO AND KROGER TEXAS LP	\$ 3,800,000	REAL
KROGER CO AND KROGER TEXAS LP	\$ 1,400,000	REAL
KROGER CO AND KROGER TEXAS LP	\$ 939,090	REAL
KROGER CO AND KROGER TEXAS LP	\$ 10,600,000	REAL
KROGER CO AND KROGER TEXAS LP	\$ 1,622,000	REAL
KROGER TEXAS LP AS LESSEE	\$ 758,210	REAL
LAS COLINAS I HOLDCO LP	\$ 77,500,000	REAL
LAS COLINAS II HOLDCO LP	\$ 44,000,000	REAL
NORTHGATE CAPRI LLC &	\$ 14,893,690	REAL

PATEL DHAVAL	\$	1,069,610	REAL
PROVIDENT GROUP IRVING PROPERTIES LLC	\$	51,505,760	REAL
RACETRAC PETROLEUM INC	\$	1,788,690	REAL
RACETRAC PETROLEUM INC	\$	2,349,910	REAL
RACETRAC PETROLEUM INC	\$	457,820	REAL
RANDALLS FOOD DRUG & LP	\$	4,025,000	REAL
SAIBABA DFW LODGING LLC	\$	4,885,120	REAL
SEARITAGE SRC FINANCE LLC	\$	4,238,810	REAL
SHURGARD OF TEX LTD PS	\$	3,732,590	REAL
SPRINT UNITED MGMT CO	\$	17,000,000	REAL
STEEL MACHINERY MANUFACTURING CO LLC	\$	5,984,340	PERSONAL
SUN HOLDINGS INC	\$	122,440	PERSONAL
SUN HOLDINGS INC	\$	186,340	PERSONAL
SUN HOLDINGS INC	\$	117,900	PERSONAL
TACO BUENO RESTAURANTS INC	\$	71,150	PERSONAL
TACO BUENO RESTAURANTS INC	\$	395,040	PERSONAL
TACO BUENO RESTAURANTS INC	\$	75,170	PERSONAL
URBAN TOWNE LAKE APARTMENTS LP	\$	17,809,240	REAL
WESTDALE BROOKSTONE/TERRACE LP	\$	14,600,000	REAL
WESTDALE POLARIS PARTNERS	\$	10,385,000	REAL

TOTAL		401,646,870	
--------------	--	--------------------	--

2019 SETTLED LAWSUITS

OWNERS NAME	DCAD VALUE	SETTLED VALUE	TYPE OF PROPERTY
250 290 B&C LLC	\$ 34,315,000	\$ 31,000,000	REAL
250 290 B&C LLC	\$ 17,080,000	\$ 15,400,000	REAL
250 290 B&C LLC	\$ 18,835,000	\$ 17,000,000	REAL
555 WEST AIRPORT FWY LLC	\$ 5,093,280	\$ 4,450,000	REAL
89 H A S HOTEL CORP	\$ 1,100,000	\$ 1,040,000	REAL
850 LAKE CAROLYN PKWY APARTMENTS INV	\$ 47,350,000	\$ 46,000,000	REAL
1814 ESTRADA LP	\$ 16,300,000	\$ 15,450,000	REAL
4409 MONTROSE LTD	\$ 18,480,000	\$ 17,500,000	REAL
ABS HOSPITALITY GROUP LLC	\$ 1,275,000	\$ 1,275,000	REAL
AGAS VENTURES LLC	\$ 180,000	\$ 154,710	REAL
AGAS VENTURES LLC	\$ 135,410	\$ 116,390	REAL
AGAS VENTURES LLC	\$ 159,000	\$ 136,660	REAL
AGAS VENTURES LLC	\$ 144,000	\$ 123,770	REAL
AGAS VENTURES LLC	\$ 187,000	\$ 160,730	REAL
AGAS VENTURES LLC	\$ 119,400	\$ 102,600	REAL
AGAS VENTURES LLC	\$ 168,420	\$ 144,630	REAL
AGAS VENTURES LLC	\$ 160,750	\$ 138,170	REAL
AGAS VENTURES LLC	\$ 157,630	\$ 135,490	REAL
AGAS VENTURES LLC	\$ 146,130	\$ 125,600	REAL
AGAS VENTURES LLC	\$ 124,860	\$ 107,310	REAL
AGAS VENTURES LLC	\$ 143,000	\$ 122,730	REAL
AGRE WILLIAMS SQUARE HOLDINGS LLC	\$ 62,271,580	\$ 57,408,870	REAL
AGRE WILLIAMS SQUARE HOLDINGS LLC	\$ 8,851,220	\$ 8,160,040	REAL
AGRE WILLIAMS SQUARE HOLDINGS LLC	\$ 104,567,910	\$ 96,402,330	REAL
AGRE WILLIAMS SQUARE HOLDINGS LLC	\$ 61,859,290	\$ 57,028,760	REAL
AIGGRE TX HOTEL LAS COLINAS OWNER LLC	\$ 10,000,000	\$ 9,300,000	REAL
ALC APARTMENTS LLC	\$ 46,000,000	\$ 44,500,000	REAL
ALDI	\$ 767,120	\$ 652,050	PERSONAL
ALDI	\$ 415,870	\$ 353,490	PERSONAL
AMERICAN HOMES 4 RENT	\$ 225,070	\$ 203,250	REAL
ANGEL HOSPITALITY VIII LLC	\$ 5,367,260	\$ 5,220,000	REAL
ANGEL HOSPITALITY VIII LLC	\$ 1,083,600	\$ 1,083,600	REAL
ARC RENTAL MSR I LLC	\$ 164,450	\$ 164,450	REAL
AREA/EY WFT LLC	\$ 9,650,000	\$ 8,600,000	REAL
B & B TECHNICAL SERVICES	\$ 835,000	\$ 775,000	REAL
BEL AIRE AT LAS COLINAS LL LLC	\$ 39,950,000	\$ 38,630,000	REAL
BELTLINE VILLAGE PARTNERS	\$ 7,200,000	\$ 6,850,000	REAL
BETTER INC	\$ 2,265,000	\$ 2,000,000	REAL
BHP INVESTMENTS CO	\$ 3,200,000	\$ 2,950,000	REAL
BLVD AL LP THE	\$ 1,395,000	\$ 1,307,980	REAL
BP AEROSPACE LLC	\$ 125 6,037,170	\$ 1,542,240	PERSONAL

BRE LAS COLINAS LLC	\$	8,000,000	\$	8,000,000	REAL
BRE LAS COLINAS LLC	\$	91,629,260	\$	71,629,260	REAL
BRE LAS COLINAS LLC	\$	370,740	\$	370,740	REAL
BRIARWOOD UNIV HILLS LP	\$	5,121,500	\$	4,685,000	REAL
BROWN COLINAS POINTE LLC	\$	12,000,000	\$	11,260,300	REAL
BUDHWANI & VIRANI INC	\$	3,023,360	\$	2,550,000	REAL
CEDAR CREST OF IRVING LLC	\$	3,500,000	\$	1,600,000	REAL
CENTRALAND GROUP LTD	\$	3,841,690	\$	3,500,000	REAL
CENTURY 2209 LLC	\$	780,000	\$	780,000	REAL
CERBERUS SFR HOLDINGS II LP	\$	169,970	\$	167,700	REAL
CFT NV DEVELOPMENTS LLC	\$	945,000	\$	850,000	REAL
CHARTER COMMUNICATIONS TIME WARNER	\$	1,142,580	\$	988,330	PERSONAL
CHARTER COMMUNICATIONS TIME WARNER	\$	388,910	\$	336,410	PERSONAL
CHATHEAU AT WILDBRIAR LP	\$	9,200,000	\$	8,300,000	REAL
CHEDDARS CASUAL CAFÉ	\$	1,537,450	\$	1,260,410	PERSONAL
CHEDDARS CASUAL CAFÉ	\$	264,360	\$	216,480	PERSONAL
CHICK FIL A INC	\$	950,000	\$	855,000	REAL
CHIPOTLE MEXICAN GRILL	\$	675,000	\$	600,000	REAL
CLAY COOLEY REAL ESTATE	\$	4,336,180	\$	3,648,200	REAL
CLAY COOLEY REAL ESTATE	\$	8,473,470	\$	6,510,000	REAL
CLAY COOLEY REAL ESTATE	\$	9,214,060	\$	6,742,000	REAL
CNC SWAGAT NINE LTD	\$	8,728,870	\$	8,563,000	REAL
CNC SWAGAT NINE LTD	\$	4,421,120	\$	4,337,000	REAL
COLUMBIA HCA	\$	769,580	\$	609,640	PERSONAL
COLUMBIA PROPERTIES DALLAS	\$	37,291,700	\$	33,600,000	REAL
CONNS APPLIANCES INC	\$	14,920	\$	8,130	PERSONAL
CP 511 BUILDING LLC	\$	19,450,000	\$	18,500,000	REAL
CPLG TX PROPERTIES	\$	8,606,780	\$	8,400,000	REAL
CROSS COURT REALTY LLC	\$	936,000	\$	864,000	REAL
CTCRV LLC &	\$	11,334,410	\$	11,334,410	REAL
CVS	\$	1,942,000	\$	1,750,000	REAL
D L PETERSON TRUST I	\$	4,702,220	\$	4,179,970	PERSONAL
DAL 2 SF LLC	\$	149,740	\$	136,080	REAL
DALLAS METRO APARTMENTS LLC	\$	2,175,000	\$	2,000,000	REAL
DEALERS ELECTRICAL	\$	430,000	\$	400,000	REAL
DFW AIRPORT HOSPITALITY	\$	6,525,000	\$	6,143,000	REAL
DFW JOSEPH INVESTMENTS LLC	\$	12,000,000	\$	9,600,000	REAL
DP WPC TX LLC AS OWNER & LESSEE	\$	11,849,530	\$	10,674,530	REAL
DP WPC TX LLC AS OWNER & LESSEE	\$	1,448,050	\$	1,448,050	REAL
DP WPC TX LLC AS OWNER & LESSEE	\$	102,420	\$	102,420	REAL
EL PRIMERO EXPRESS LP	\$	4,700,000	\$	4,700,000	REAL
ELEMENT FLEET CORPORATION	\$	825,740	\$	699,840	PERSONAL
ESD DFW SOUTH 2011 LP	\$	23,367,130	\$	21,443,000	REAL
FEDEX GROUND PACKAGE SYSTEM INC	\$	20,908,520	\$	16,517,700	PERSONAL
FISCHER ROBERT W	\$	246,470	\$	246,470	REAL
FISCHER ROBERT W	\$	250,470	\$	246,470	REAL
FISCHER ROBERT W	\$	272,090	\$	246,470	REAL
FISCHER ROBERT W	\$	275,240	\$	246,470	REAL
FISCHER ROBERT W	\$	126 265,000	\$	246,470	REAL

FISCHER ROBERT W	\$	265,000	\$	246,470	REAL
FOUNTAIN VALLEY COMMERCE	\$	8,275,470	\$	7,700,000	REAL
FPG THE POINT LP	\$	50,760,000	\$	49,000,000	REAL
FYR SFR BORROWER LLC	\$	194,310	\$	178,500	REAL
GELCO FLEET TRUST	\$	4,834,890	\$	4,322,520	PERSONAL
GLEN ARBOR MULTIFAMILY LLC	\$	17,777,780	\$	16,388,890	REAL
GLEN ARBOR MULTIFAMILY LLC	\$	7,722,220	\$	7,118,920	REAL
GLEN ARBOR MULTIFAMILY LLC	\$	3,388,890	\$	3,124,130	REAL
GLEN ARBOR MULTIFAMILY LLC	\$	3,111,110	\$	2,868,060	REAL
GRUSIN MARTIN A TRUSTEE	\$	865,000	\$	825,000	REAL
HCD DALLAS CORPORATION	\$	42,700,000	\$	39,000,000	REAL
HCD DALLAS CORPORATION	\$	800,000	\$	800,000	REAL
HCRE LAS COLINAS LLC	\$	8,900,000	\$	8,000,000	REAL
HKRK MGMT INC	\$	2,275,000	\$	2,100,000	REAL
INTERGERMAN SUMMER GATE LP	\$	9,750,000	\$	9,200,000	REAL
IRVING LODGING LLC	\$	6,350,000	\$	5,720,000	REAL
IRVING MOB III LP & IRVING HOSPITAL	\$	11,189,570	\$	11,189,570	REAL
JAMBROS PARTNERS LTD	\$	4,449,510	\$	4,000,000	REAL
K GARAGE CO LTD	\$	5,050,000	\$	4,875,000	REAL
KBS SOR 125 JOHN CARPENTER LLC	\$	67,700,000	\$	66,000,000	REAL
KENSINGTON APARTMENTS LLC	\$	15,600,000	\$	15,600,000	REAL
KEVLIN JAMES M & ALEJANDRA	\$	472,160	\$	435,000	REAL
KHOSROW SADEGHIAN ON BEHALF OF AS PF	\$	126,150	\$	71,500	REAL
LAKE WORTH HOTEL CORP	\$	5,100,000	\$	4,600,000	REAL
LAS COLINAS AAA INVESTMENT LLC	\$	2,906,020	\$	2,676,840	REAL
LBH LAS COLINAS PLAZA LLC	\$	28,000,000	\$	25,500,000	REAL
LINCOLN LAG TWO LTD	\$	1,939,710	\$	1,900,000	REAL
LOOP HOTEL INC	\$	468,000	\$	325,000	REAL
LOWEN RAIFORD LP	\$	10,600,000	\$	9,100,000	REAL
MAA ALLOY LLC	\$	42,150,000	\$	41,800,000	REAL
MAA TANC LLC	\$	34,840,000	\$	34,280,000	REAL
MAAHIYAA HOTEL LLC	\$	6,479,150	\$	4,370,760	REAL
MACARTHUR PLACE APARTMENTS LP	\$	8,608,060	\$	8,608,060	REAL
MACYS RETAIL HOLDINGS INC	\$	3,668,390	\$	3,185,780	PERSONAL
MALL AT IRVING LLC	\$	44,968,330	\$	42,596,580	REAL
MALL AT IRVING LLC	\$	1,729,780	\$	1,729,780	REAL
MALL AT IRVING LLC	\$	4,807,030	\$	4,807,030	REAL
MALL AT IRVING LLC	\$	193,440	\$	193,440	REAL
MALL AT IRVING LLC	\$	1,301,420	\$	1,301,420	REAL
MASTEC INC	\$	9,249,060	\$	9,044,450	PERSONAL
MATTRESS FIRM INC	\$	47,610	\$	34,710	PERSONAL
MCADOO BRUCE	\$	1,014,770	\$	500,000	REAL
MERCHANTS AUTOMOTIVE GROUP INC	\$	1,554,200	\$	1,401,240	PERSONAL
MFO PPTIES LTD	\$	1,613,000	\$	1,613,000	REAL
MO DANY REVOCABLE TRUST	\$	1,750,000	\$	1,699,000	REAL
NEWPORT APARTMENTS PROPERTY OWNER	\$	19,500,000	\$	18,000,000	REAL
OLD SHEPARD PLACE LTD	\$	1,163,380	\$	1,125,000	REAL
OMNINET FOXBOROUGH LP	\$	6,644,440	\$	6,557,770	REAL
OMNINET FOXBOROUGH LP	\$	127,635,560	\$	16,142,230	REAL

OREILY AUTO ENTERPRISES LLC	\$	750,000	\$	700,000	REAL
OREILY AUTO ENTERPRISES LLC	\$	520,000	\$	504,000	REAL
OREILY AUTO ENTERPRISES LLC	\$	1,416,100	\$	1,100,000	REAL
OREILY AUTO ENTERPRISES LLC	\$	968,140	\$	880,000	REAL
OVERLOOK COLINAS LLC	\$	10,010,000	\$	9,000,000	REAL
PAR CAPITAL 122 WEST LLC	\$	27,700,000	\$	22,451,000	REAL
PARMA MANDALAY TOWER LLC	\$	39,275,000	\$	35,000,000	REAL
PARMENTER LAS COLINAS TOWERS LLC	\$	60,847,000	\$	55,952,000	REAL
PARMENTER LAS COLINAS TOWERS LLC	\$	4,048,000	\$	4,048,000	REAL
PATEL BALVANTBHAI & ANJANKUMARI	\$	1,061,460	\$	950,000	REAL
PBH VALLEY CREEK LLC	\$	26,800,000	\$	24,416,000	REAL
PBH VALLEY RIDGE LLC	\$	29,750,000	\$	26,588,000	REAL
PCPI UT OWNER LP AND TERRA FUNDING	\$	9,801,860	\$	9,801,860	REAL
PCPI UT OWNER LP AND TERRA FUNDING	\$	152,233,140	\$	125,698,140	REAL
PL LASCO OWNER LLC	\$	63,000,000	\$	61,250,000	REAL
POST MONTORO LLC	\$	19,000,000	\$	18,000,000	REAL
POTTER REALTY LTD	\$	4,600,000	\$	4,400,000	REAL
PPF AMLI 777 LAKE CAROLYN PARKWAY	\$	70,300,000	\$	69,630,200	REAL
PRIME US TOWER AT LAKE CAROLYN	\$	57,560,000	\$	56,508,000	REAL
RACETRAC PETROLEUM INC	\$	433,620	\$	346,900	PERSONAL
RACETRACK PETROLEUM	\$	563,900	\$	318,000	PERSONAL
RAYO LLC	\$	2,650,000	\$	2,250,000	REAL
RAYO LLC	\$	2,650,000	\$	2,250,000	REAL
RFI WESTWOOD VILLAGE LLC	\$	21,000,000	\$	19,400,000	REAL
ROCHELLE PLACE L P	\$	5,597,870	\$	5,376,000	REAL
ROCHELLE PLAZA ASSOCIATES	\$	6,480,000	\$	5,900,000	REAL
ROSEMONT SUMMIT OPERATING LLC	\$	57,000,000	\$	53,500,000	REAL
SAVOY DALLAS HOTELS LLC	\$	7,846,700	\$	7,065,000	REAL
SEDONA PARK APARTMENTS LLC	\$	17,800,000	\$	17,800,000	REAL
SFR JV1 PROPERTY LLC	\$	226,370	\$	215,200	REAL
SK & SONS INVESTMENTS LLC	\$	2,125,000	\$	1,840,000	REAL
SOUTHERN STAR LAS COLINAS LP	\$	15,817,480	\$	13,500,000	REAL
SPANISH HAVEN REDEVELOPMENT	\$	5,279,020	\$	4,900,000	REAL
SPARTRA LLC	\$	4,500,000	\$	4,100,000	REAL
SRP SUB LLC	\$	214,840	\$	196,500	REAL
SRP SUB LLC	\$	231,280	\$	217,800	REAL
SRP SUB LLC	\$	202,520	\$	174,470	REAL
SRP SUB LLC	\$	354,990	\$	347,680	REAL
SURESHCHANDRA PATEL N &	\$	491,820	\$	491,820	REAL
TAH HOLDING LP	\$	151,780	\$	136,450	REAL
TAH HOLDING LP	\$	197,850	\$	187,740	REAL
TAH HOLDING LP	\$	193,990	\$	185,070	REAL
TAH HOLDING LP	\$	171,510	\$	167,000	REAL
TCI 600 LAS COLINAS INC	\$	74,100,000	\$	69,000,000	REAL
TNREF III ICG SHADOWS LLC	\$	20,477,740	\$	19,400,000	REAL
TNREF III ICG SHADOWS LLC	\$	20,477,740	\$	19,400,000	REAL
TOYOTA OF IRVING LTD	\$	11,177,520	\$	9,000,000	REAL
TR ATRIUM LP	\$	7,240,000	\$	6,829,000	REAL
TR ATRIUM LP	\$	128,144,400,000	\$	13,800,000	REAL

TRINITY POE LLC	\$	31,750,000	\$	31,150,000	REAL
TRUE DFW2015 1 HOMES LLC	\$	164,420	\$	153,540	REAL
U S XPRESS LEASING COMPANY	\$	25,000,000	\$	16,900,000	PERSONAL
VALLEY VIEW OWNER LLC	\$	14,742,000	\$	13,250,000	REAL
WALMART STORES INC	\$	10,900,000	\$	10,352,330	REAL
WALTRUST PROPERTIES INC	\$	1,330,370	\$	1,285,380	REAL
WALTRUST PROPERTIES INC	\$	2,272,490	\$	2,195,640	REAL
WALTRUST PROPERTIES INC	\$	2,216,870	\$	2,141,900	REAL
WATER STREET OCONNOR LP	\$	78,000,000	\$	72,000,000	REAL
WESTDALE BROOKSTONE/TERRACE LP	\$	11,850,000	\$	10,700,000	REAL
WESTDALE ESTELLE CREEK LTD	\$	14,200,000	\$	12,800,000	REAL
WESTDALE LAKERIDGE	\$	12,000,000	\$	11,500,000	REAL
WESTDALE POLARIS PARTNERS	\$	3,844,210	\$	3,675,000	REAL
WESTDALE WOODMEADE LTD	\$	19,225,000	\$	18,000,000	REAL
WINKLE PIONEER COURT LTD	\$	81,920	\$	59,330	REAL
WINKLE PIONEER COURT LTD	\$	80,720	\$	58,460	REAL
WINKLE PIONEER COURT LTD	\$	81,440	\$	58,990	REAL
WINKLE PIONEER COURT LTD	\$	81,360	\$	58,930	REAL
WINKLE PIONEER COURT LTD	\$	81,440	\$	58,990	REAL
WINKLE PIONEER COURT LTD	\$	80,720	\$	58,460	REAL
WINKLE PIONEER COURT LTD	\$	80,720	\$	58,460	REAL
WINKLE PIONEER COURT LTD	\$	81,920	\$	59,380	REAL
WINKLE PIONEER COURT LTD	\$	58,300	\$	42,220	REAL
WINKLE PIONEER COURT LTD	\$	58,300	\$	42,220	REAL
WINKLE PIONEER COURT LTD	\$	58,300	\$	42,220	REAL
WINKLE PIONEER COURT LTD	\$	58,300	\$	42,220	REAL
WINKLE PIONEER COURT LTD	\$	81,920	\$	59,330	REAL
WINKLE PIONEER COURT LTD	\$	80,720	\$	58,460	REAL
WINKLE PIONEER COURT LTD	\$	80,720	\$	58,460	REAL
WINKLE PIONEER COURT LTD	\$	81,440	\$	58,990	REAL
WINKLE PIONEER COURT LTD	\$	81,360	\$	58,930	REAL
WINKLE PIONEER COURT LTD	\$	81,440	\$	58,990	REAL
WINKLE PIONEER COURT LTD	\$	80,720	\$	58,460	REAL
WINKLE PIONEER COURT LTD	\$	81,920	\$	59,330	REAL
WINKLE PIONEER COURT LTD	\$	80,720	\$	58,460	REAL
WINKLE PIONEER COURT LTD	\$	81,440	\$	58,990	REAL
WINKLE PIONEER COURT LTD	\$	81,360	\$	58,930	REAL
WINKLE PIONEER COURT LTD	\$	81,440	\$	58,990	REAL
WINKLE PIONEER COURT LTD	\$	80,720	\$	58,460	REAL
WINKLE PIONEER COURT LTD	\$	80,720	\$	58,460	REAL
WINKLE PIONEER COURT LTD	\$	81,920	\$	59,330	REAL
WINKLE PIONEER COURT LTD	\$	58,300	\$	42,220	REAL
WOODCHASE & CLARENDON	\$	4,440,000	\$	4203200	REAL
WOODCHASE & CLARENDON	\$	10,560,000	\$	9996800	REAL
WOODLAND RIDGE POE LLC	\$	19,833,330	\$	18000000	REAL
WOODLAND RIDGE POE LLC	\$	9,916,670	\$	8700000	REAL
TOTAL	\$	2,566,701,180	\$	2,351,564,070	

2018 ACTIVE LAWSUITS

OWNERS NAME	DCAD VALUE	TYPE OF PROPERTY
2929 PARK GROVE VNTRE LTD	\$ 8,344,000	REAL
2929 PARK GROVE VNTRE LTD	\$ 585,000	REAL
AVIS BUDGET CAR RENTAL LLC	\$ 366,940	PERSONAL
AVIS BUDGET CAR RENTAL LLC	\$ 1,843,000	PERSONAL
TACO BUENO RESTUARANTS INC	\$ 89,210	PERSONAL
TACO BUENO RESTUARANTS INC	\$ 75,970	PERSONAL
TACO BUENO RESTUARANTS INC	\$ 439,110	PERSONAL
TOTAL	\$ 11,743,230	

2018 SETTLED LAWSUITS

OWNERS NAME	DCAD VALUE	SETTLED VALUE	TYPE OF PROPERTY
1927 BELTLINE CP LTS	\$ 12,400,000	\$ 11,500,000	REAL
1927 BELTLINE CP LTS	\$ 2,750,090	\$ 2,538,060	REAL
1927 BELTLINE CP LTS	\$ 1,900,000	\$ 1,600,000	REAL
1927 BELTLINE CP LTS	\$ 700,000	\$ 505,850	REAL
1927 BELTLINE CP LTS	\$ 7,549,910	\$ 6,103,840	REAL
250/290 B&C LLC	\$ 30,275,000	\$ 29,160,000	REAL
250/290 B&C LLC	\$ 15,000,000	\$ 14,250,000	REAL
250/290 B&C LLC	\$ 16,900,000	\$ 16,000,000	REAL
300 320 DECKER LLC	\$ 8,785,000	\$ 7,500,000	REAL
3MIND ESTRADA OAKS LLC ET AL	\$ 12,811,000	\$ 12,811,000	REAL
4409 MONTROSE LTD	\$ 19,360,000	\$ 17,500,000	REAL
4525 TOWNE LAKE VILLAGE LL LLC	\$ 14,800,000	\$ 14,800,000	REAL
89 H A S HOTEL CORP	\$ 1,040,000	\$ 1,023,320	REAL
ABS HOSPITALITY GROUP LLC	\$ 1,320,000	\$ 1,275,000	REAL
AGAVE AT WILLOW CREEK LLC	\$ 4,120,100	\$ 3,600,000	REAL
AGRE WILLIAMS SQUARE HOLDINGS LLC	\$ 101,316,950	\$ 93,916,460	REAL *
AGRE WILLIAMS SQUARE HOLDINGS LLC	\$ 53,643,230	\$ 52,646,370	REAL *
AGRE WILLIAMS SQUARE HOLDINGS LLC	\$ 10,981,500	\$ 8,732,140	REAL *
AGRE WILLIAMS SQUARE HOLDINGS LLC	\$ 59,843,320	\$ 54,405,030	REAL *
ALDI TEXAS LLC	\$ 637,360	\$ 573,620	PERSONAL
ALDI TEXAS LLC	\$ 440,300	\$ 396,270	PERSONAL
AMERICAN RESIDENTIAL LEASING CO LLC	\$ 186,980	\$ 186,980	REAL
AMERICAN RESIDENTIAL LEASING CO LLC	\$ 194,870	\$ 194,870	REAL
AMERICAN RESIDENTIAL LEASING CO LLC	\$ 194,870	\$ 194,870	REAL
AMERICAN RESIDENTIAL LEASING CO LLC	\$ 207,010	\$ 207,010	REAL
AMERICAN RESIDENTIAL LEASING CO LLC	\$ 186,980	\$ 186,980	REAL
AMERICAN RESIDENTIAL LEASING CO LLC	\$ 170,550	\$ 170,550	REAL
ARC RENTAL MSR I LLC	\$ 120,620	\$ 108,560	REAL
ARC RENTAL MSR I LLC	\$ 169,030	\$ 169,030	REAL
AREA/EY WFT LLC	\$ 9,525,000	\$ 8,700,000	REAL
ATLANTIC MULTI FAMILY 6 COLONY LLC	\$ 2,202,820	\$ 1,969,260	REAL
ATLANTIC MULTI FAMILY 6 COLONY LLC	\$ 749,900	\$ 670,390	REAL
ATLANTIC MULTI FAMILY 6 COLONY LLC	\$ 2,249,700	\$ 2,011,170	REAL
ATLANTIC MULTI FAMILY 6 COLONY LLC	\$ 3,187,070	\$ 2,849,180	REAL
B & B TECHNICAL SERVICES	\$ 938,360	\$ 890,000	REAL
BEL AIR AT LAS COLINAS LL LLC	\$ 37,670,000	\$ 36,528,350	REAL
BELTLINE LLC	\$ 1,163,380	\$ 1,105,000	REAL
BETTER INC	\$ 2,120,000	\$ 2,000,000	REAL
BROWN COLINAS POINTE LLC	\$ 11,100,000	\$ 10,500,000	REAL
BURLINGTON COAT FACTORY	\$ 1,015,960	\$ 914,360	PERSONAL

CERBERUS SFR HOLDINGS LP	\$	216,160	\$	208,320	REAL	
CERBERUS SFR HOLDINGS LP	\$	219,550	\$	197,600	REAL	
CFT NV DEVELOPMENTS LLC	\$	1,050,000	\$	950,000	REAL	
CHARLES G SLOCUM TR THE	\$	409,570	\$	395,000	REAL	
CHATHEAU WILDBRIAR LP	\$	8,950,000	\$	8,055,000	REAL	
CHICK FIL A INC	\$	950,000	\$	950,000	REAL	
CHIPOTLE MEXICAN GRILL	\$	630,000	\$	550,000	REAL	
CLAY COOLEY REAL ESTATE	\$	13,018,090	\$	11,550,000	REAL	
CLAY COOLEY REAL ESTATE	\$	5,182,600	\$	4,700,000	REAL	
CNC SWAGAT FIVE LP	\$	8,284,660	\$	8,284,660	REAL	
CNC SWAGAT FIVE LP	\$	4,196,130	\$	4,196,130	REAL	
CNL RETIREMENT MOP 1110	\$	9,245,000	\$	3,855,000	REAL	
COLUMBIA PROPERTIES	\$	33,284,010	\$	30,000,000	REAL	*
CONNS APPLIANCES INC	\$	14,920	\$	9,880	PERSONAL	
CP 511 BUILDING LLC	\$	18,750,000	\$	17,000,000	REAL	*
CPLG TX PROPERTIES LLC	\$	9,141,110	\$	8,900,000	REAL	
CREEKWOOD APTS LLC	\$	13,500,000	\$	13,500,000	REAL	
CRLP LOS COLINAS BLVD LLC	\$	44,797,000	\$	40,500,000	REAL	*
CROSS COURT REALTY LLC	\$	864,000	\$	864,000	REAL	
CSH 2016 2 BORROWER LLC	\$	213,740	\$	207,800	REAL	
CSH 2016 2 BORROWER LLC	\$	313,740	\$	310,150	REAL	
CSMA FT LLC	\$	143,890	\$	139,990	REAL	
CSMA FT LLC	\$	208,790	\$	187,910	REAL	
CTCRV LLC &	\$	11,224,000	\$	11,224,000	REAL	
CVS AS LESSEE	\$	1,876,370	\$	1,876,370	REAL	
CVS AS LESSEE	\$	2,126,680	\$	2,126,680	REAL	
CWW WEST WIND APARTMENTS	\$	7,250,000	\$	6,550,000	REAL	
DALLAS AIRMOTIVE INC	\$	38,080,700	\$	38,080,700	PERSONAL	
DALLAS METRO APARTMENTS LLC	\$	2,100,000	\$	1,800,000	REAL	
DALLAS NORTHWEST LTD LAKERIDGE OF REA	\$	310,140	\$	310,140	REAL	
DALLAS NORTHWEST LTD LAKERIDGE OF REA	\$	11,816,770	\$	11,100,000	REAL	
DALLAS NORTHWEST LTD LAKERIDGE OF REA	\$	9,464,140	\$	9,309,860	REAL	
DAVID D NIX DDS PA	\$	401,000	\$	401,000	PERSONAL	
DAVITA RX LLC AS LESSEE ET AL	\$	2,150,000	\$	2,000,000	REAL	
DEMASIADO LLC	\$	2,508,000	\$	2,260,000	REAL	
DEVA CORPORATION	\$	4,320,000	\$	4,300,000	REAL	
DFW AIRPORT HOSPITALITY	\$	6,450,000	\$	6,450,000	REAL	
DFW JOSEPH INVESTMENTS LLC	\$	8,832,000	\$	7,950,000	REAL	
DFW TOWER VILLAGE LP	\$	11,581,650	\$	7,887,280	REAL	
DFW TOWER VILLAGE LP	\$	7,893,230	\$	6,362,720	REAL	
DP WPC TX LLC AS OWNER AND LESSEE	\$	11,449,530	\$	10,674,530	REAL	
DP WPC TX LLC AS OWNER AND LESSEE	\$	1,448,050	\$	1,448,050	REAL	
DP WPC TX LLC AS OWNER AND LESSEE	\$	102,420	\$	102,420	REAL	
EL PASO CHELSEA LTD	\$	475,730	\$	399,000	REAL	
ESD DFW SOUTH 2011 LP	\$	24,500,000	\$	23,100,000	REAL	
EXRA SPACE PROPERTIES 112 LLC	\$	4,000,000	\$	3,600,000	REAL	
EXRA SPACE PROPERTIES 112 LLC	\$	1,968,750	\$	1,850,000	REAL	
FAIRFIELD LAS BRISAS I LLC	\$	248,430	\$	248,430	REAL	*

FAIRFIELD LAS BRISAS I LLC	\$	23,751,570	\$	22,401,570	REAL	
FEDEX GROUND PACKAGE SYSTEMS INC	\$	21,844,270	\$	17,832,980	PERSONAL	
FELCOR LODGING TRUST	\$	2,470,430	\$	645,970	PERSONAL	
FIREBRAND PROPERTIES LP	\$	1,030,000	\$	950,000	REAL	
FOLDBERG JOHN D &	\$	1,300,000	\$	1,170,000	REAL	
FOREST LANE REALTY LP	\$	1,948,860	\$	1,900,000	REAL	
FPG THE POINT LP	\$	48,085,000	\$	47,000,000	REAL	
FRBH EAGLECREST LLC	\$	13,585,000	\$	12,187,500	REAL	
FRBH EAGLECREST LLC	\$	9,823,000	\$	8,812,500	REAL	
GMRI INC	\$	245,800	\$	233,510	PERSONAL	
GONZALES MARIA A TR	\$	810,470	\$	810,470	REAL	
GROUP 1 REALTY INC & FCA REALTY	\$	3,148,000	\$	3,000,000	REAL	
GRUSIN MARTIN A TRUSTEE	\$	825,000	\$	825,000	REAL	
HCD DALLAS CORP	\$	800,000	\$	800,000	REAL	
HCD DALLAS CORP	\$	41,200,000	\$	37,200,000	REAL	
HKRK MGMT INC	\$	2,502,870	\$	2,300,000	REAL	
HOME SFR BORROWER LLC	\$	127,220	\$	127,220	REAL	
HOME SFR BORROWER LLC	\$	108,080	\$	108,080	REAL	
HOME SFR BORROWER LLC	\$	205,860	\$	202,050	REAL	
HOME SFR BORROWER LLC	\$	119,050	\$	119,050	REAL	
HMK LTD	\$	52,000	\$	52,000	REAL	
HMK LTD	\$	37,220	\$	37,220	REAL	
HRUS DFW EAST LLC	\$	17,194,020	\$	14,500,000	REAL	
IRVING 4600 WEST PIONEER	\$	38,900,000	\$	31,000,000	REAL	
IRVING LODGING LLC	\$	4,650,000	\$	4,400,000	REAL	
ISA HOSPITALITY INC	\$	2,400,000	\$	2,187,000	REAL	
JAMBROS PARTNERS LTD	\$	4,449,510	\$	4,000,000	REAL	
K GARAGE CO LTD	\$	5,272,470	\$	4,875,000	REAL	
KAMEYAMA KEISHI	\$	12,320,000	\$	11,750,000	REAL	
KBS SOR 125 JOHN CARPENTER LLC	\$	66,235,000	\$	63,000,000	REAL	*
KBSIII TOWER AT LAKE CAROLYN LLC	\$	55,970,000	\$	54,000,000	REAL	*
KENSINGTON APARTMENTS LLC	\$	14,400,000	\$	13,700,000	REAL	
KHOSROW SADEGHIAN	\$	108,390	\$	70,450	REAL	
KUMAR SUNDIP	\$	585,090	\$	540,000	REAL	
LAKE CAROLYN PKWY LLC	\$	46,609,000	\$	43,434,000	REAL	*
LAKE WORTH HOTEL CORP	\$	5,050,000	\$	4,600,000	REAL	
LAS COLINAS AAA INVESTMENT	\$	2,686,490	\$	2,513,860	REAL	
LAS COLINAS IRVING ACQUISITION I	\$	71,400,000	\$	70,277,550	REAL	*
LAS COLINAS IRVING ACQUISITION II	\$	40,720,000	\$	39,000,000	REAL	*
LAS COLINAS LAKE POINTE LP	\$	1,156,000	\$	1,132,100	REAL	*
LBH LAS COLINAS PLAZA LLC	\$	28,000,000	\$	28,000,000	REAL	
LEGACY REI GROUP VF LLC	\$	6,800,000	\$	6,250,000	REAL	
LOOP HOTEL INC	\$	468,000	\$	325,000	REAL	
LOWEN RAIFORD LP	\$	11,100,000	\$	10,500,000	REAL	
LOWES HOME CENTERS INC	\$	7,500,000	\$	6,160,030	REAL	
LUXMANA REI 001 LLC	\$	2,545,920	\$	2,240,000	REAL	
MAA TANC LLC	\$	34,000,000	\$	33,000,000	REAL	*
MAAHYAA HOTEL LLC	\$	7,395,790	\$	4,989,060	REAL	

MALL AT IRVING LLC	\$	42,250,000	\$	42,250,000	REAL	
MALL AT IRVING LLC	\$	1,729,780	\$	1,729,780	REAL	
MALL AT IRVING LLC	\$	5,153,610	\$	5,153,610	REAL	
MALL AT IRVING LLC	\$	193,440	\$	193,440	REAL	
MALL AT IRVING LLC	\$	1,301,420	\$	1,301,420	REAL	
MATTRESS FIRM	\$	58,680	\$	58,680	PERSONAL	
MATTRESS FIRM	\$	140,430	\$	140,430	PERSONAL	
MCADOO BRUCE	\$	996,840	\$	500,000	REAL	
MERCHANTS AUTO GROUP INC	\$	2,179,290	\$	1,829,670	PERSONAL	
MFO PPTIES LTD	\$	1,613,000	\$	1,613,000	REAL	
MO DANY REVOCABLE TRUST	\$	1,750,000	\$	1,699,000	REAL	
MONTERRA APARTMENTS LP	\$	36,129,970	\$	35,000,000	REAL	*
N I R INVESTMENTS LTD	\$	675,000	\$	630,000	REAL	
NEPTUNE VENTURES LLC	\$	200,000	\$	200,000	REAL	
NEPTUNE VENTURES LLC	\$	187,000	\$	187,000	REAL	
NEPTUNE VENTURES LLC	\$	233,740	\$	233,740	REAL	
NEPTUNE VENTURES LLC	\$	116,810	\$	116,810	REAL	
NEPTUNE VENTURES LLC	\$	132,990	\$	132,990	REAL	
NEPTUNE VENTURES LLC	\$	160,000	\$	160,000	REAL	
NEWPORT APARTMENTS PROPERTY OWNER	\$	18,377,590	\$	17,500,000	REAL	
OMINET AVENIDA LLC	\$	6,067,000	\$	5,416,730	REAL	
OMINET AVENIDA LLC	\$	14,933,000	\$	13,333,270	REAL	
PACIFIC PLATINUM TRUST	\$	454,900	\$	435,000	REAL	
PACIFIC PLATINUM TRUST	\$	527,640	\$	390,000	REAL	
PARMA LAS COLINAS TOWERS LLC	\$	4,048,000	\$	4,048,000	REAL	*
PARMA LAS COLINAS TOWERS LLC	\$	54,722,000	\$	54,722,000	REAL	
PARMA MANDALAY TOWER LLC	\$	36,360,000	\$	32,700,000	REAL	
PATEL CHANDRAKANT B	\$	2,050,000	\$	1,950,000	REAL	
PATEL DHAVAL	\$	1,069,610	\$	1,040,000	REAL	
PATEL KAMLESH M & AMISHA G	\$	1,065,000	\$	1,050,000	REAL	
PATEL SURESHCHANDRA N &	\$	491,820	\$	450,000	REAL	
PBH VALLEY CREEK LLC	\$	26,000,000	\$	23,400,000	REAL	
PBH VALLEY RIDGE LLC	\$	28,560,000	\$	26,000,000	REAL	
PCPI UT OWNER LP	\$	9,801,860	\$	9,801,860	REAL	*
PCPI UT OWNER LP	\$	137,183,140	\$	121,198,140	REAL	*
POST AVALON LLC	\$	16,400,000	\$	15,800,000	REAL	
POST MONTORO LLC	\$	18,000,000	\$	16,775,000	REAL	
PPF AMLI 777 LAKE CAROLYN PARKWAY	\$	65,286,720	\$	64,000,000	REAL	*
PRESIDIUM VINEYARDS INVESTORS LLC	\$	13,288,000	\$	13,288,000	REAL	
RACETRAC	\$	563,900	\$	315,000	PERSONAL	
RACETRAC	\$	425,570	\$	317,700	PERSONAL	
RACETRAC PETROLEUM INC	\$	1,924,220	\$	1,732,000	REAL	
RAHIMI JAWID &	\$	1,016,010	\$	995,000	REAL	
RANDALLS FOOD & DRUG LP	\$	4,025,000	\$	4,025,000	REAL	
RAYO LLC	\$	2,170,000	\$	1,925,000	REAL	
RAYO LLC	\$	2,170,000	\$	1,925,000	REAL	
RED LOBSTER HOSPITALITY LLC	\$	399,150	\$	276,410	PERSONAL	
RED OAK COMMERCIAL	\$	3,121,500	\$	2,550,000	REAL	

RESI SFR SUB LLC	\$	150,180	\$	144,200	REAL
RESI SFR SUB LLC	\$	126,130	\$	126,130	REAL
RESI SFR SUB LLC	\$	136,060	\$	125,100	REAL
RFI WESTWOOD VILLAGE LLC	\$	19,500,000	\$	17,700,000	REAL
ROCHELLE PLACE L P	\$	5,200,000	\$	5,040,000	REAL
ROCHELLE PLAZA ASSOCIATES	\$	5,518,780	\$	5,518,780	REAL
ROSEMONT SUMMIT OPERATING LLC	\$	57,335,000	\$	52,750,000	REAL *
SANDLIAN COLBY B &	\$	2,364,600	\$	2,128,000	REAL
SAVOY DALLAS HOTELS LLC	\$	8,430,050	\$	7,390,000	REAL
SEARITAGE SRC FINANCE LLC	\$	4,800,000	\$	3,400,000	REAL
SECURITY PORTFOLIO IV LP	\$	2,737,130	\$	2,737,130	REAL
SEDONA PARK APARTMENTS LLC	\$	16,000,000	\$	16,000,000	REAL
SHIV INC	\$	4,643,630	\$	4,000,000	REAL
SOUTHERN UNITED ENTERPRISES	\$	114,130	\$	114,130	PERSONAL
SPARTRA LLC	\$	3,892,460	\$	3,550,000	REAL
SRP SUB LLC	\$	149,330	\$	141,540	REAL
SRP SUB LLC	\$	150,490	\$	140,640	REAL
SRP SUB LLC	\$	202,660	\$	202,660	REAL
SRP SUB LLC	\$	214,790	\$	214,790	REAL
SWETA PATEL LLC	\$	3,800,000	\$	3,800,000	REAL
TAH 2017 1 BORROWER LLC	\$	134,430	\$	134,430	REAL
TAH HOLDING LP	\$	151,020	\$	137,410	REAL
TAH HOLDING LP	\$	155,780	\$	140,200	REAL
TAH HOLDING LP	\$	143,870	\$	140,010	REAL
TAH HOLDING LP	\$	118,670	\$	109,400	REAL
TAH HOLDING LP	\$	144,180	\$	137,730	REAL
TAH HOLDING LP	\$	169,960	\$	158,000	REAL
TAH HOLDING LP	\$	139,740	\$	133,710	REAL
TCI 600 LAS COLINAS INC	\$	72,200,000	\$	68,000,000	REAL *
TCI MERIDIAN ACRES LLC	\$	2,023,990	\$	2,023,990	REAL
TNREF III ICG SHADOWS LLC	\$	20,477,740	\$	18,500,000	REAL
TNREF III ICG SHADOWS LLC	\$	20,477,740	\$	18,500,000	REAL
TOWNE NORTH SC PTNR LTD	\$	6,912,490	\$	6,575,700	REAL
TOWNE NORTH SC PTNR LTD	\$	3,179,190	\$	3,024,300	REAL
TR ATRIUM LP	\$	13,845,000	\$	13,000,000	REAL
TR ATRIUM LP	\$	8,470,000	\$	7,500,000	REAL
TRUE DFW2015 1 HOMES LLC	\$	150,900	\$	147,980	REAL
TRUE DFW2015 1 HOMES LLC	\$	103,390	\$	101,370	REAL
TSCA52 LP	\$	2,420,000	\$	1,800,000	REAL
U S XPRESS LEASING COMPANY	\$	25,000,000	\$	100,000	PERSONAL
URBAN WOODSIDE APARTMENTS LP	\$	8,900,000	\$	7,975,000	REAL
US SFE ASSET COMPANY 1 LLC	\$	138,140	\$	124,330	REAL
VAC APARTMENTS LLC	\$	10,000,000	\$	8,600,000	REAL
VUKOTA BRIDGEPORT APTS LP &	\$	21,000,000	\$	18,900,000	REAL
WALMART REAL ESTATE	\$	11,172,710	\$	10,742,990	REAL
WALNUT HILL TX PARTNERS LLC	\$	46,000,000	\$	42,714,000	REAL
WESTDALE BROOKSTONE/TERRACE LP	\$	11,128,840	\$	10,100,000	REAL
WESTDALE BROOKSTONE/TERRACE LP	\$	13,881,340	\$	12,500,000	REAL

2017 ACTIVE LAWSUITS

OWNERS NAME	DCAD VALUE	TYPE OF PROPERTY
AVIS BUDGET CAR RENTAL LLC	\$ 1,829,870	PERSONAL
AVIS BUDGET CAR RENTAL LLC	\$ 358,060	PERSONAL
TOTAL	\$ 2,187,930	

2017 SETTLED LAWSUITS

OWNERS NAME	DCAD VALUE	SETTLED VALUE	TYPE OF PROPERTY	
ABS HOSPITALITY GROUP LLC	\$ 1,400,000	\$ 1,300,000	REAL	
AGRE WILLIAMS SQUARE HOLDINGS LLC	\$ 105,590,370	\$ 92,746,330	REAL	*
AGRE WILLIAMS SQUARE HOLDINGS LLC	\$ 62,847,130	\$ 51,968,730	REAL	*
AGRE WILLIAMS SQUARE HOLDINGS LLC	\$ 8,990,280	\$ 8,578,530	REAL	*
AGRE WILLIAMS SQUARE HOLDINGS LLC	\$ 62,572,220	\$ 53,706,410	REAL	*
AIGGRE TX HOTEL LAS COLINAS OWNER LLC	\$ 10,836,630	\$ 9,800,000	REAL	
ALDEN SHORT INC	\$ 118,730	\$ 105,000	REAL	
ALDEN SHORT INC	\$ 113,710	\$ 102,000	REAL	
ALDEN SHORT INC	\$ 60,530	\$ 60,530	REAL	
ALDEN SHORT INC	\$ 117,950	\$ 117,950	REAL	
ANGEL HOSPITALITY VIII LLC	\$ 7,735,730	\$ 6,870,000	REAL	*
BEL AIR AT LAS COLINAS LL LLC	\$ 33,500,000	\$ 31,750,000	REAL	
BELTLINE AIRPORT FREEWAY JV ETAL	\$ 2,145,980	\$ 1,600,000	REAL	
BELTLINE VILLAGE PARTNERS	\$ 6,500,000	\$ 5,950,000	REAL	
BETTER INC	\$ 1,950,000	\$ 1,800,000	REAL	
BIG DIAMOND SKIPPER BEVERAGE	\$ 54,090	\$ 12,000	PERSONAL	
BIG DIAMOND SKIPPER BEVERAGE	\$ 181,070	\$ 82,110	PERSONAL	
BIG DIAMOND SKIPPER BEVERAGE	\$ 167,690	\$ 77,430	PERSONAL	
BIG DIAMOND SKIPPER BEVERAGE	\$ 111,300	\$ 77,770	PERSONAL	
BRE LAS COLINAS LLC	\$ 85,000,000	\$ 69,000,000	REAL	
BRE LAS COLINAS LLC	\$ 5,752,840	\$ 5,752,840	REAL	
BRE LAS COLINAS LLC	\$ 247,160	\$ 247,160	REAL	
BROWN COLINAS POINTE LLC	\$ 9,650,000	\$ 9,400,000	REAL	
CANAL CENTRE LLC	\$ 32,600,000	\$ 32,600,000	REAL	*
CASA DEL SOL TEXAS LLC	\$ 2,965,000	\$ 2,700,000	REAL	
CHIPOTLE MEXICAN GRILL	\$ 554,320	\$ 485,000	REAL	
CLAY COOLEY REAL ESTATE	\$ 11,245,710	\$ 9,750,000	REAL	
CLAY COOLEY REAL ESTATE	\$ 3,120,530	\$ 2,725,000	REAL	
CNL RETIREMENT MOP 1110	\$ 10,215,000	\$ 3,855,000	REAL	
CNLRS BEP LP	\$ 1,800,000	\$ 1,400,000	REAL	
COLUMBIA PROPERTIES	\$ 32,577,220	\$ 30,300,000	REAL	*
COOLEY FAMILY IRREVOCABLE TRUST	\$ 2,298,690	\$ 1,257,990	PERSONAL	
COOLEY FAMILY IRREVOCABLE TRUST	\$ 327,240	\$ 327,240	PERSONAL	
COOLEY FAMILY IRREVOCABLE TRUST	\$ 1,647,380	\$ 717,320	PERSONAL	
CREEKWOOD APTS LLC	\$ 12,470,000	\$ 11,000,000	REAL	
CROSS COURT REALTY LLC	\$ 864,000	\$ 825,000	REAL	
CROWN ENTERPRISES INC	\$ 2,100,000	\$ 2,050,000	REAL	
CROWN ENTERPRISES INC	\$ 3,099,770	\$ 2,050,000	REAL	
CSC SERVICWORKS INC	\$ 580,930	\$ 464,370	PERSONAL	
D L PETERSON TRUST I	\$ 5,302,690	\$ 4,394,640	PERSONAL	
DAL RICH VILLAGE LTD	\$ 13,000,000	\$ 11,500,000	REAL	
DAL RICH VILLAGE LTD	\$ 3,051,970	\$ 2,538,060	REAL	
DAL RICH VILLAGE LTD	\$ 608,270	\$ 505,850	REAL	
DAL RICH VILLAGE LTD	\$ 7,339,760	\$ 6,103,840	REAL	
DCT ROYAL LANE LLC	\$ 4,338,820	\$ 4,010,000	REAL	

OWNERS NAME	DCAD VALUE	SETTLED VALUE	TYPE OF PROPERTY
DEVA CORPORATION	\$ 4,500,000	\$ 4,154,310	REAL
DFW AIRPORT HOSPITALITY	\$ 8,400,000	\$ 6,450,000	REAL
DFW BELTLINE COMMERCE CENTER LLC	\$ 874,180	\$ 819,540	REAL
DFW BELTLINE COMMERCE CENTER LLC	\$ 1,373,200	\$ 1,287,380	REAL
DFW BELTLINE COMMERCE CENTER LLC	\$ 1,373,200	\$ 1,287,370	REAL
DFW BELTLINE COMMERCE CENTER LLC	\$ 1,179,420	\$ 1,105,710	REAL
DFW JOSEPH INVESTMENTS LLC	\$ 7,941,280	\$ 4,800,000	REAL
DULCE RESTAURANTS LLC	\$ 120,990	\$ 96,400	PERSONAL
DULCE RESTAURANTS LLC	\$ 198,390	\$ 77,000	PERSONAL
DULCE RESTAURANTS LLC	\$ 113,790	\$ 67,900	PERSONAL
ELEMENT FLEET CORPORATION	\$ 1,711,670	\$ 1,401,880	PERSONAL
ELMSTONE GROUP OP1 LLC	\$ 6,800,000	\$ 6,282,610	REAL
ELMSTONE GROUP OP1 LLC	\$ 2,400,000	\$ 2,217,390	REAL
ELMSTONE GROUP OP2 LLC	\$ 11,443,470	\$ 8,200,000	REAL
ESD DFW SOUTH 2011 LP	\$ 24,500,000	\$ 23,100,000	REAL
EXTRA SPACE PROPERTIES 107 LLC	\$ 2,450,000	\$ 2,450,000	REAL
EXTRA SPACE PROPERTIES 107 LLC	\$ 3,026,420	\$ 2,726,410	REAL
EXTRA SPACE PROPERTIES 107 LLC	\$ 1,968,750	\$ 1,773,590	REAL
EXTRA SPACE PROPERTIES 107 LLC	\$ 2,849,000	\$ 2,734,860	REAL
FIELDS WILLIAM S & MARGARET M B TRUST	\$ 2,250,000	\$ 2,250,000	REAL
FIREBRAND PROPERTIES LP	\$ 1,165,000	\$ 924,000	REAL
FPG THE POINT LP	\$ 48,630,000	\$ 47,000,000	REAL
FREEPORT REGENT LLC	\$ 10,532,500	\$ 9,564,750	REAL
GANGA HOTEL GROUP INC	\$ 4,100,000	\$ 4,100,000	REAL
GELCO FLEET TRUST	\$ 2,172,120	\$ 1,792,910	PERSONAL
GLEN ARBOR MULTIFAMILY LLC	\$ 14,400,000	\$ 13,600,000	REAL
GROUND HERSHAL GENE	\$ 220,000	\$ 220,000	REAL
GROUP 1 REALTY INC	\$ 3,426,200	\$ 3,000,000	REAL
GRUSIN MARTIN A TRUSTEE	\$ 897,750	\$ 810,000	REAL
HCRE LAS COLINAS LLC	\$ 9,900,000	\$ 8,600,000	REAL *
HIGHLAND CREST LTD	\$ 12,750,000	\$ 11,700,000	REAL
HKRK MGNT INC	\$ 2,617,720	\$ 2,400,000	REAL
IMT CAPITAL III LAKESHORE LOFTS LP	\$ 47,000,000	\$ 45,408,240	REAL *
IMV GROUP LLC	\$ 893,570	\$ 763,290	REAL
IMV GROUP LLC	\$ 118,520	\$ 101,240	REAL
IMV GROUP LLC	\$ 112,300	\$ 95,930	REAL
IMV GROUP LLC	\$ 109,790	\$ 93,780	REAL
IMV GROUP LLC	\$ 86,290	\$ 73,710	REAL
IMV GROUP LLC	\$ 81,570	\$ 69,680	REAL
IMV GROUP LLC	\$ 694,780	\$ 593,490	REAL
IMV GROUP LLC	\$ 219,590	\$ 187,580	REAL
IMV GROUP LLC	\$ 201,500	\$ 172,120	REAL
IMV GROUP LLC	\$ 57,580	\$ 49,180	REAL
INTERGERMAN SUMMER GATE LP	\$ 10,750,000	\$ 9,600,000	REAL
IRVING CLUB ACQUISITION CORP	\$ 1,137,910	\$ 1,137,910	PERSONAL
IRVING LODGING LLC	\$ 4,404,980	\$ 4,035,700	REAL
ISA HOSPITALITY INC	\$ 2,220,000	\$ 1,950,000	REAL
J&J LOTT IRVING LLC	\$ 27,769,510	\$ 27,000,000	REAL
JACK IN THE BOX INC	\$ 139,6390	\$ 194,750	PERSONAL

OWNERS NAME	DCAD VALUE	SETTLED VALUE	TYPE OF PROPERTY
K GARAGE CO LTD	\$ 4,671,700	\$ 4,503,400	REAL
K SERIES III LLC	\$ 97,700	\$ 97,700	REAL
K SERIES III LLC	\$ 650,000	\$ 650,000	REAL
KAMEYAMA KEISHI	\$ 12,500,000	\$ 11,255,000	REAL
KBSIII TOWER AT LAKE CAROLYN LLC	\$ 56,060,000	\$ 53,140,000	REAL *
KENSINGTON APARTMENTS LLC	\$ 13,312,000	\$ 12,400,000	REAL
KHOSROW SADEGHIAN	\$ 98,460	\$ 70,000	REAL
KHOSROW SADEGHIAN	\$ 108,390	\$ 52,000	REAL
KROGER TEXAS LP	\$ 758,210	\$ 758,210	REAL
KROGER TEXAS LP	\$ 1,622,000	\$ 1,622,000	REAL
KROGER TEXAS LP	\$ 1,400,000	\$ 1,400,000	REAL
KROGER TEXAS LP	\$ 3,800,000	\$ 3,800,000	REAL
KROGER TEXAS LP	\$ 910,230	\$ 910,230	REAL
KUMAR SUNDIP	\$ 561,440	\$ 515,000	REAL
LAKE WORTH HOTEL CORP	\$ 4,400,000	\$ 4,200,000	REAL
LAS COLINAS IRVING ACQUISITION CO I	\$ 69,000,000	\$ 66,950,000	REAL *
LAS COLINAS IRVING ACQUISITION CO II	\$ 39,315,000	\$ 38,000,000	REAL *
LEGACY REI GROUP VF LLC	\$ 6,788,830	\$ 6,250,000	REAL
LOWEN TRINITY MILLS	\$ 12,838,950	\$ 10,840,000	REAL
LOWES HOME CENTERS INC	\$ 7,500,000	\$ 7,500,000	REAL
LQ TX PROPERTIES LLC	\$ 8,787,680	\$ 8,639,400	REAL
MAAHIYAA HOTEL LLC	\$ 7,362,310	\$ 4,966,350	REAL
MACYS RETAIL HOLDING INC	\$ 2,977,080	\$ 2,548,660	PERSONAL
MARABELLA AT LAS COLINAS	\$ 21,662,080	\$ 19,083,270	REAL
MARABELLA AT LAS COLINAS	\$ 20,337,920	\$ 17,916,730	REAL
MO DANY REVOCABLE TRUST	\$ 1,750,000	\$ 1,699,000	REAL
MONTERRA APARTMENTS LP	\$ 35,250,000	\$ 33,400,000	REAL *
MUKUNDBHAI PATEL J & DAXABEN	\$ 1,123,710	\$ 960,000	REAL
NEPTUNE VENTURES LLC	\$ 200,000	\$ 200,000	REAL
NEPTUNE VENTURES LLC	\$ 173,410	\$ 173,410	REAL
NEPTUNE VENTURES LLC	\$ 79,730	\$ 79,730	REAL
NEPTUNE VENTURES LLC	\$ 179,410	\$ 179,410	REAL
NEPTUNE VENTURES LLC	\$ 116,810	\$ 116,810	REAL
NEPTUNE VENTURES LLC	\$ 123,030	\$ 123,030	REAL
NEPTUNE VENTURES LLC	\$ 141,600	\$ 141,600	REAL
NEWPORT APARTMENTS PROPERTY OWNEF	\$ 17,248,000	\$ 16,700,000	REAL
NORTHGATE INVESTORS LLC	\$ 14,100,000	\$ 13,250,000	REAL
OMINET AVENIDA LLC	\$ 5,966,480	\$ 5,416,730	REAL
OMINET AVENIDA LLC	\$ 14,686,520	\$ 13,333,270	REAL
PARMA LAS COLINAS TOWERS LLC	\$ 50,132,000	\$ 46,952,000	REAL
PARMA LAS COLINAS TOWERS LLC	\$ 4,048,000	\$ 4,048,000	REAL *
PARMA MANDALAY TOWER LLC	\$ 30,300,000	\$ 27,500,000	REAL
PERFECT AND MODERN TEAM LLC	\$ 1,131,320	\$ 1,025,000	REAL
POST MONTORO LLC	\$ 16,250,000	\$ 15,250,000	REAL
PROPERTY RESERVE INC	\$ 70,552,820	\$ 52,914,000	REAL
RANDALLS FOOD & GRUG LP	\$ 4,025,000	\$ 4,025,000	REAL
RAVI PATEL	\$ 953,680	\$ 870,000	REAL
RAYO LLC	\$ 2,050,000	\$ 1,850,000	REAL
RAYO LLC	\$ 2,050,000	\$ 1,850,000	REAL

OWNERS NAME	DCAD VALUE	SETTLED VALUE	TYPE OF PROPERTY
RED LOBSTER HOSPITALITY LLC	\$ 378,750	\$ 308,143	PERSONAL
ROCHELLE PLAZA ASSOCIATES	\$ 5,150,000	\$ 4,975,000	REAL
ROSEMONT SUMMIT OPERATING LLC	\$ 51,635,000	\$ 50,000,000	REAL *
SALEM LEASING INC	\$ 4,071,440	\$ 2,676,740	PERSONAL
SANDLIAN COLBY B &	\$ 2,364,600	\$ 2,128,000	REAL
SECURITY PORTFOLIO IV LP	\$ 2,737,130	\$ 2,737,130	REAL
SONIC INDUSTRIES INC	\$ 162,680	\$ 146,410	PERSONAL
SOUTHEASTERN FREIGHTLINES INC	\$ 4,190,170	\$ 2,553,250	PERSONAL
SPARTRA LLC	\$ 3,600,000	\$ 3,400,000	REAL
STATE BANK OF TEXAS	\$ 4,938,550	\$ 4,938,550	REAL
STATE BANK OF TEXAS	\$ 1,896,750	\$ 1,637,100	REAL
STONEBRIDGE IRVING VENTUR	\$ 310,140	\$ 310,140	REAL
STONEBRIDGE IRVING VENTUR	\$ 11,439,160	\$ 10,700,000	REAL
STONEBRIDGE IRVING VENTUR	\$ 9,774,280	\$ 9,145,000	REAL
SUN LIFE INSURANCE CO OF CANADA	\$ 30,850,000	\$ 30,439,000	REAL
SWAY BEAULY LLC	\$ 137,110	\$ 122,030	REAL
SWETA PATEL LLC	\$ 3,702,050	\$ 3,702,050	REAL
TAH 2016-1 BORROWER LLC	\$ 132,550	\$ 119,300	REAL
TAH 2016-1 BORROWER LLC	\$ 128,630	\$ 115,770	REAL
TAH 2016-1 BORROWER LLC	\$ 109,400	\$ 98,460	REAL
TB THRIVE CRP LP	\$ 9,699,660	\$ 9,100,000	REAL
TCI 600 LAS COLINAS INC	\$ 71,645,000	\$ 62,200,000	REAL *
TCI MERIDIAN ACRES LLC	\$ 2,023,990	\$ 1,278,312	REAL
TEXAS SFI PARTNERSHIP 37 LTD	\$ 31,000,000	\$ 31,000,000	REAL
TOWNE NORTH SC PTNR LTD	\$ 6,912,490	\$ 6,575,000	REAL
TOWNE NORTH SC PTNR LTD	\$ 3,179,190	\$ 3,025,000	REAL
TP APARTMENTS LLC	\$ 3,074,880	\$ 2,771,370	REAL
TP APARTMENTS LLC	\$ 1,085,810	\$ 978,630	REAL
TR ATRIUM LP	\$ 11,945,000	\$ 11,945,000	REAL
TRT DEVELOPMENT COMPANY	\$ 800,000	\$ 800,000	REAL
TRT DEVELOPMENT COMPANY	\$ 39,200,000	\$ 37,200,000	REAL
TRUE DFW2015 1 HOMES LLC	\$ 133,400	\$ 121,440	REAL
TRUE DFW2015 1 HOMES LLC	\$ 111,560	\$ 101,550	REAL
TSCA 222 LIMITED PS	\$ 7,909,520	\$ 7,500,000	REAL
TSCA 52 LP	\$ 1,990,000	\$ 1,800,000	REAL
U S XPRESS INC	\$ 25,000,000	\$ 100,000	PERSONAL
WALGREENS CO	\$ 1,078,490	\$ 969,410	PERSONAL
WALGREENS CO	\$ 1,335,990	\$ 1,200,630	PERSONAL
WALGREENS CO	\$ 1,014,620	\$ 910,480	PERSONAL
WALMART REAL EST BUS TRST	\$ 11,963,780	\$ 10,742,990	REAL
WALNUT ABLES LTD	\$ 3,145,590	\$ 2,900,000	REAL
WALNUT HILL THRIVE LTD	\$ 6,800,000	\$ 6,120,000	REAL
WALNUT HILL TX PARTNERS LLC	\$ 45,300,000	\$ 41,500,000	REAL
WESTDALE BROOKSTONE TERRACE LP	\$ 9,600,000	\$ 9,494,000	REAL
WESTDALE BROOKSTONE TERRACE LP	\$ 8,695,000	\$ 8,695,000	REAL
WESTDALE BROOKSTONE TERRACE LP	\$ 11,800,000	\$ 10,750,000	REAL
WESTDALE BROOKSTONE TERRACE LP	\$ 11,500,000	\$ 10,650,000	REAL
WESTDALE TIC BRIDGEPORT LP &	\$ 16,600,000	\$ 16,600,000	REAL
WESTGATE MULTIFAMILY LLC	\$ 6,672,000	\$ 6,244,140	REAL

OWNERS NAME	DCAD VALUE	SETTLED VALUE	TYPE OF PROPERTY
WESTGATE MULTIFAMILY LLC	\$ 2,928,000	\$ 2,740,230	REAL
WESTGATE MULTIFAMILY LLC	\$ 2,688,000	\$ 2,515,630	REAL
WTH PROPERTIES LLC	\$ 6,503,780	\$ 6,503,780	REAL
WTH PROPERTIES LLC	\$ 7,396,220	\$ 7,396,220	REAL
WOODLAND RIDGE POE LLC	\$ 16,666,670	\$ 15,666,670	REAL
WOODLAND RIDGE POE LLC	\$ 8,333,330	\$ 7,833,330	REAL
1080 STEEPLECHASE LLC &	\$ 14,000,000	\$ 14,000,000	REAL
217 94 GRUMA BLDG HOLDINGS LP	\$ 3,245,000	\$ 3,245,000	REAL
2929 PARK GROVE VNTRE LTD	\$ 7,785,000	\$ 6,761,220	REAL
2929 PARK GROVE VNTRE LTD	\$ 545,000	\$ 438,780	REAL
300 320 DECKER LLC	\$ 10,043,700	\$ 7,300,000	REAL
3146 NORTHGATE CI LLC	\$ 10,348,200	\$ 10,348,200	REAL
3312 FOREST LN LLC	\$ 1,203,670	\$ 1,012,900	REAL
4525 TOWNE LAKE VILLAGE LL LLC	\$ 13,900,000	\$ 13,000,000	REAL
500 E 114 LLC	\$ 18,580,000	\$ 17,737,830	REAL
500 E 114 LLC	\$ 1,039,170	\$ 1,039,170	REAL
850 LAKE CAROLYN PKWY APARTMENTS IN'	\$ 44,000,000	\$ 42,800,000	REAL *
TOTAL	\$ 2,078,291,640	\$ 1,865,173,635	

CONSENT AGENDA ITEM

12/14/2020

TOPIC: Consider Approval of Final Payment and Closeout Documentation for 2020 Kitchen Equipment Replacement Project

SUBMITTED BY: Jim Scrivner, Executive Director of Facilities and School Support Services and Dr. André Smith, Chief of Administrative Services

BACKGROUND: On March 30, 2020, the Board of Trustees approved a contract with MDI, Inc. for the replacement of existing kitchen equipment at multiple campuses. The project was funded by the Irving ISD Food & Nutrition Services Department; the approved contract amount was not to exceed \$2.7 Million. The final negotiated contract amount was \$2,698,994.00

In review, the project included new serving lines, dining-room furniture, signage and décor package, and menus boards at Nimitz HS, This project also allowed the district to move forward with necessary replacement of aged equipment that is utilized for preparing meals for students at other campuses. However, due to issues generated by the COVID-19 pandemic, the scope of work was reduced to cover only the upgrades to Nimitz High School.

The work has been completed and the project is ready for closeout. The district is well satisfied with the result. As a part of the closeout documentation, a change order is included that returns \$225,942.45 to the district, resulting in the final contract amount being \$2,473,051.55

ADMINISTRATIVE RECOMMENDATION: The administration recommends the approval of Final Payment and Closeout Documentation for 2020 Kitchen Equipment Replacement Project.

RECOMMENDED BOARD MOTION: (To be used only if item is pulled from the Consent Agenda for a separate vote) Click here to enter text.

Additional Agenda Sheets Attached: Yes No

AGENDA SHEET

Meeting Date:12/14/2020

Topic: Consider Approval of Final Payment and Closeout Documentation for 2020 Kitchen Equipment Replacement Project

Attachments:

1. Final Payment Application
2. Final Change Order
3. Contractor's Affidavit of Payment of Debts and Claims
4. Contractors' Affidavit of Release of Liens
5. Consent of Surety to Final Payment

APPLICATION AND CERTIFICATE FOR PAYMENT

To (OWNER): Irving Independent School Dist
2621 W Airport Freeway
Irving, TX 75062

Project: Irving ISD 2020 Kitchen Renov.
Various locations
Irving, TX 75062

Application No: 6
Invoice No: 2348
Period To: 11/18/2020

From: MDI Inc., General Contractors
1225 Lakeshore Drive, # 100
Coppell, TX 75019

Via (Architect): Corgan
Beverly Fomof
401 North Houston Street
Dallas, TX 75202

Architect's 12020
Project No:

Contract Date:

CONTRACTOR'S APPLICATION FOR PAYMENT

Application is made for payment, as shown below, in connection with the Contract. Continuation Sheet is attached.

CHANGE ORDER SUMMARY	ADDITIONS	DEDUCTIONS
Approved previous months	0.00	225,942.45
Approved this month	0.00	0.00
TOTALS	0.00	225,942.45
Net change by change orders	-225,942.45	

1. ORIGINAL CONTRACT SUM	\$	2,698,994.00
2. Net change by Change Orders	\$	-225,942.45
3. CONTRACT SUM TO DATE (LINE 1+/-2)	\$	2,473,051.55
4. TOTAL COMPLETED & STORED TO DATE (Column G on Continuation Sheet)	\$	2,473,051.55
5. RETAINAGE	\$	0.00
6. TOTAL EARNED LESS RETAINAGE (Line 4 less Line 5)	\$	2,473,051.55
7. LESS PREVIOUS CERTIFICATES FOR PAYMENT (Line 6 from prior Certificate)	\$	2,349,398.96
8. SALES TAX	\$	0.00
9. CURRENT PAYMENT DUE	\$	123,652.59
10. BALANCE TO FINISH, PLUS RETAINAGE (Line 3 less Line 6)	\$	0.00

The undersigned Contractor certifies that to the best of the Contractor's knowledge, information and belief the Work covered by this Application for Payment has been completed in accordance with the Contract Documents, that all amounts have been paid by the Contractor for Work for which previous Certificates for Payment were issued and payment received from the Owner, and that current payment shown herein is now due.

State of Texas County of: Dallas
Subscribed and sworn to before me this 18th day of November 2020

Notary Public: NW
My Commission expires: 9/22/21



CONTRACTOR: MDI Inc., General Contractors
By: [Signature] Date: 11.18.20

ARCHITECT'S CERTIFICATE FOR PAYMENT

In accordance with the Contract Documents, based on on-site observations and the data comprising the above application, the Architect certifies to the Owner that to the best of the Architect's knowledge, information and belief the work has progressed as indicated, the quality of the Work is in accordance with the Contract Documents, and the Contractor is entitled to payment of the AMOUNT CERTIFIED.

AMOUNT CERTIFIED.....\$ 123,652.59
(Attach explanation if amount certified differs from the amount applied for.)

ARCHITECT: [Signature]
By: [Signature] Date: 11.30.2020

This Certificate is not negotiable. The AMOUNT CERTIFIED is payable only to the Contractor named herein. Issuance, payment and acceptance of payment are without prejudice to any rights of the Owner or Contractor under this Contract.

CONTINUATION SHEET

APPLICATION AND CERTIFICATE FOR PAYMENT, containing Contractor's signed Certification is attached.

Application Number: 6
 Application Date: 11/18/2020
 Period To: 11/18/2020
 Architect's Project No: I2020

A	B	C	D	E	F	G	H	I	
ITEM NO.	DESCRIPTION OF WORK	SCHEDULED VALUE	WORK BILLED FROM PREV APPLICATION (D+E+F)	WORK BILLED THIS PERIOD	MATERIALS STORED THIS PERIOD	TOTAL COMPLETED AND STORED TO DATE (D+E+F)	% (G/C)	BALANCE TO FINISH (C-G)	RETAINAGE
General Conditions									
0.1	PM/Supervision	210,000.00	210,000.00	0.00	0.00	210,000.00	100	0.00	0.00
0.1C	Scope Change	-1,752.00	-1,752.00	0.00	0.00	-1,752.00	100	0.00	0.00
0.2	Field Labor	69,000.00	69,000.00	0.00	0.00	69,000.00	100	0.00	0.00
0.2C	Scope Change	-584.00	-584.00	0.00	0.00	-584.00	100	0.00	0.00
0.3	Bond/Insurance	40,000.00	40,000.00	0.00	0.00	40,000.00	100	0.00	0.00
0.4	Temp. Facilities	18,979.00	18,979.00	0.00	0.00	18,979.00	100	0.00	0.00
0.5	Misc.	9,000.00	9,000.00	0.00	0.00	9,000.00	100	0.00	0.00
		344,643.00	344,643.00	0.00	0.00	344,643.00	100	0.00	0.00
Mniltz High School									
1.1	Demo & Concrete	77,000.00	77,000.00	0.00	0.00	77,000.00	100	0.00	0.00
1.2	Electrical	258,000.00	258,000.00	0.00	0.00	258,000.00	100	0.00	0.00
1.3	Plumbing/HVAC	75,000.00	75,000.00	0.00	0.00	75,000.00	100	0.00	0.00
1.4	Kitchen Equipment	1,030,000.00	1,030,000.00	0.00	0.00	1,030,000.00	100	0.00	0.00
1.5	Finishes	237,262.00	237,262.00	0.00	0.00	237,262.00	100	0.00	0.00
1.6	Misc.	22,000.00	22,000.00	0.00	0.00	22,000.00	100	0.00	0.00
		1,699,262.00	1,699,262.00	0.00	0.00	1,699,262.00	100	0.00	0.00
Kinkeade Early Childhood									
2.2	Electrical	1,000.00	1,000.00	0.00	0.00	1,000.00	100	0.00	0.00
2.2C	Scope Change	-1,000.00	-1,000.00	0.00	0.00	-1,000.00	100	0.00	0.00
2.4	Kitchen Equipment	50,066.00	50,066.00	0.00	0.00	50,066.00	100	0.00	0.00
2.4C	Scope Change	-49,906.00	-49,906.00	0.00	0.00	-49,906.00	100	0.00	0.00
2.5	Finishes	1,500.00	1,500.00	0.00	0.00	1,500.00	100	0.00	0.00
2.5C	Scope Change	-1,500.00	-1,500.00	0.00	0.00	-1,500.00	100	0.00	0.00
		160.00	160.00	0.00	0.00	160.00	100	0.00	0.00
Pierce Early Childhood									
3.2	Electrical	1,000.00	1,000.00	0.00	0.00	1,000.00	100	0.00	0.00
3.2C	Scope Change	-1,000.00	-1,000.00	0.00	0.00	-1,000.00	100	0.00	0.00
3.4	Kitchen Equipment	50,207.00	50,207.00	0.00	0.00	50,207.00	100	0.00	0.00
3.4C	Scope Change	-50,047.00	-50,047.00	0.00	0.00	-50,047.00	100	0.00	0.00

CONTINUATION SHEET

APPLICATION AND CERTIFICATE FOR PAYMENT, containing Contractor's signed Certification is attached.

Application Number: 6
 Application Date: 11/18/2020
 Period To: 11/18/2020
 Architect's Project No: 12020

A	B	C	D	E	F	G	H	I
ITEM NO.	DESCRIPTION OF WORK	SCHEDULED VALUE	WORK BILLED FROM PREV APPLICATION (D+E+F)	WORK BILLED THIS PERIOD	MATERIALS STORED THIS PERIOD	TOTAL COMPLETED AND STORED TO DATE (D+E+F)	BALANCE TO FINISH (C-G)	RETAINAGE
3.5	Finishes	1,500.00	1,500.00	0.00	0.00	1,500.00	0.00	0.00
3.5C	Scope Change	-1,500.00	-1,500.00	0.00	0.00	-1,500.00	0.00	0.00
		160.00	160.00	0.00	0.00	160.00	0.00	0.00

Elliott Elementary School

4.2	Electrical	1,000.00	1,000.00	0.00	0.00	1,000.00	0.00	0.00
4.2C	Scope Change	-1,000.00	-1,000.00	0.00	0.00	-1,000.00	0.00	0.00
4.4	Kitchen Equipment	38,921.00	38,921.00	0.00	0.00	38,921.00	0.00	0.00
4.4C	Scope Change	-38,797.00	-38,797.00	0.00	0.00	-38,797.00	0.00	0.00
4.5	Finishes	1,500.00	1,500.00	0.00	0.00	1,500.00	0.00	0.00
4.5C	Scope Change	-1,500.00	-1,500.00	0.00	0.00	-1,500.00	0.00	0.00
		124.00	124.00	0.00	0.00	124.00	0.00	0.00

Lamar Middle School

5.2	Electrical	1,000.00	1,000.00	0.00	0.00	1,000.00	0.00	0.00
5.2C	Scope Change	-1,000.00	-1,000.00	0.00	0.00	-1,000.00	0.00	0.00
5.4	Kitchen Equipment	58,059.00	58,059.00	0.00	0.00	58,059.00	0.00	0.00
5.4C	Scope Change	-57,875.00	-57,875.00	0.00	0.00	-57,875.00	0.00	0.00
5.5	Finishes	2,000.00	2,000.00	0.00	0.00	2,000.00	0.00	0.00
5.5C	Scope Change	-2,000.00	-2,000.00	0.00	0.00	-2,000.00	0.00	0.00
		184.00	184.00	0.00	0.00	184.00	0.00	0.00

Owners Construction Allowance

CA1	Owners Construction Allowance (75,000+29,271)	16,481.45	16,481.45	0.00	0.00	16,481.45	0.00	0.00
CA1-R	Return Owners Construction Allowance	-16,481.45	-16,481.45	0.00	0.00	-16,481.45	0.00	0.00
CA1.2	Tile Change	1,875.00	1,875.00	0.00	0.00	1,875.00	0.00	0.00
CA1.3	Floor Leveling	14,000.00	14,000.00	0.00	0.00	14,000.00	0.00	0.00
CA1.4	Ceiling and Grill Change	20,122.99	20,122.99	0.00	0.00	20,122.99	0.00	0.00
CA1.5	VCT added at Grab and Go	1,700.00	1,700.00	0.00	0.00	1,700.00	0.00	0.00
CA1.6	Demo of Data	1,900.00	1,900.00	0.00	0.00	1,900.00	0.00	0.00
CA1.7	Projector Screen	8,226.00	8,226.00	0.00	0.00	8,226.00	0.00	0.00

CONTINUATION SHEET

APPLICATION AND CERTIFICATE FOR PAYMENT, containing Contractor's signed Certification is attached.

Application Number: 6
 Application Date: 11/18/2020
 Period To: 11/18/2020
 Architect's Project No: I2020

A	B	C	D	E	F	G	H	I
ITEM NO.	DESCRIPTION OF WORK	SCHEDULED VALUE	WORK BILLED FROM PREV APPLICATION (D+E+F)	WORK BILLED THIS PERIOD	MATERIALS STORED THIS PERIOD	TOTAL COMPLETED AND STORED TO DATE (D+E+F)	BALANCE TO FINISH (C-G)	RETAINAGE
						% (G/C)		
CA1.8	Camera and Data	7,880.00	7,880.00	0.00	0.00	100	0.00	0.00
CA1.9	Ceiling by Grab and Go	4,496.96	4,496.96	0.00	0.00	100	0.00	0.00
CA1.10	Additional insulation, return adaptor and supply grill	1,290.00	1,290.00	0.00	0.00	100	0.00	0.00
CA1.11	Schluter Transitions and Replace VCT	5,322.86	5,322.86	0.00	0.00	100	0.00	0.00
CA1.12	Fire Ext Cabinets	1,002.74	1,002.74	0.00	0.00	100	0.00	0.00
CA1.13	Hand Sinks	1,050.00	1,050.00	0.00	0.00	100	0.00	0.00
CA1.14	New Plumbing Tie in	1,955.00	1,955.00	0.00	0.00	100	0.00	0.00
CA1.15	Viking Head	4,944.00	4,944.00	0.00	0.00	100	0.00	0.00
CA1.16	Floor Drains & Hand Sinks	6,722.50	6,722.50	0.00	0.00	100	0.00	0.00
CA1.17	Glass on Serving Line	2,355.00	2,355.00	0.00	0.00	100	0.00	0.00
CA1.18	Additional Wallcovering	2,946.50	2,946.50	0.00	0.00	100	0.00	0.00
		87,789.55	87,789.55	0.00	0.00	100	0.00	0.00

Furniture Allowance

CA2	Furniture Allowance (360,000)	29,271.00	29,271.00	0.00	0.00	100	0.00	0.00
CA2.1	Furnishings	330,729.00	330,729.00	0.00	0.00	100	0.00	0.00
CA2.2	Move Remaining Allowance to Contingency	-29,271.00	-29,271.00	0.00	0.00	100	0.00	0.00
		330,729.00	330,729.00	0.00	0.00	100	0.00	0.00

Wallcovering Allowance

CA3	Wallcovering Allowance (10,000)	0.00	0.00	0.00	0.00	***	0.00	0.00
CA3.1	Wallcovering	10,000.00	10,000.00	0.00	0.00	100	0.00	0.00
		10,000.00	10,000.00	0.00	0.00	100	0.00	0.00

Scope Change Allowance

CA4	Scope Change	209,461.00	209,461.00	0.00	0.00	100	0.00	0.00
CA4-R	Return Scope Change	-209,461.00	-209,461.00	0.00	0.00	100	0.00	0.00
		0.00	0.00	0.00	0.00	0	0.00	0.00

		2,473,051.55	2,473,051.55	0.00	0.00	100	0.00	0.00
--	--	---------------------	---------------------	-------------	-------------	------------	-------------	-------------

CONDITIONAL WAIVER AND RELEASE ON FINAL PAYMENT

Project: 2020
Irving ISD 2020 Kitchen Renov.
2020
Various locations
Irving, TX 75062

On receipt by the signer of this document of a check from Irving Independent School Dist (maker of check) in the sum of \$123,652.59 (ONE HUNDRED TWENTY THREE THOUSAND SIX HUNDRED FIFTY TWO DOLLARS AND 59 CENTS) payable to MDI Inc. General Contractors (payee of check) and when the check has been properly endorsed and has been paid by the bank on which it is drawn, this document becomes effective to release any mechanic's lien right, any right arising from a payment bond that complies with a state or federal statute, any common law payment bond right, any claim for payment, and any rights under any similar ordinance, rule, or statute related to claim or payment rights for persons in the signer's position that the signer has on the property of Irving Independent School Dist (owner) located at 2621 W Airport Freeway Irving, TX 75062 (location) to the following extent: Irving ISD 2020 Kitchen Renov. (job description).

This release covers a progress payment for all labor, services, equipment, or materials furnished to the property or to Irving Independent School Dist (person with whom signer contracted) as indicated in the attached statement(s) or progress payment request(s), except for unpaid retention, pending modifications and changes, or other items furnished.

Before any recipient of this document relies on this document, the recipient should verify evidence of payment to the signer.

The signer warrants that the signer has already paid or will use the funds received from this progress payment to promptly pay in full all the signer's laborers, subcontractors, materialmen, and suppliers for all work, materials, equipment, or services provided for or to the above referenced project up to the date of this waiver and release.

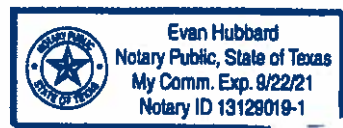
Date: 11.18.20

MDI Inc., General Contractors
(Company name)
By [Signature]
Randall G Hubbard, Company President

STATE OF TEXAS §
COUNTY OF Dallas §

ACKNOWLEDGED, SUBSCRIBED AND SWORN TO BEFORE ME, by Randall G Hubbard, who is the President of MDI Inc. General Contractors on this the 18th day of November, 2020.

[Signature]
Notary Public In and For
The State of Texas



AIA® Document G701™ – 2017

Change Order

PROJECT: *(Name and address)*
 I2020 Nimitz High School Kitchen
 Nimitz High School 100 W Oakdale Rd,
 Irving, TX 75060

CONTRACT INFORMATION:
 Contract For: General Construction
 Date: April 27, 2020

CHANGE ORDER INFORMATION:
 Change Order Number: 001
 Date: November 18, 2020

OWNER: *(Name and address)*
 Irvin ISD
 2621 W Airport Freeway
 Irving, TX 75062

ARCHITECT: *(Name and address)*
 Corgan
 401 N Houston St
 Dallas, TX 75202

CONTRACTOR: *(Name and address)*
 MDI Inc. General Contractors
 1225 Lakeshore Dr Suite 100
 Coppell, TX 75019

THE CONTRACT IS CHANGED AS FOLLOWS:

(Insert a detailed description of the change and, if applicable attach or referen e specific exhibits. Also include agreed upon adjustments attributable to executed Construction Change Directives)

This is a deductive change order to reconcile all final costs and remaining allowances on the following:

Return scope change: \$209,461.00
 Return unspent owners construction allowance: \$16,481.45

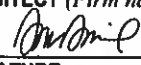
The original Contract Sum was	\$ 2 698 994.00
The net change by previously authorized Change Orders	\$ 0 00
The Contract Sum prior to this Change Order was	\$ 2,698,994.00
The Contract Sum will be decreased by this Change Order in the amount of	\$ 225,942.45
The new Contract Sum including this Change Order will be	\$ 2,473,051.55

The Contract Time will be increased by Zero (0) days.
 The new date of Substantial Completion will be

NOTE: This Change Order does not include adjustments to the Contract Sum or Guaranteed Maximum Price, or the Contract Time, that have been authorized by Construction Change Directive until the cost and time have been agreed upon by both the Owner and Contractor, in which case a Change Order is executed to supersede the Construction Change Directive.

NOT VALID UNTIL SIGNED BY THE ARCHITECT, CONTRACTOR AND OWNER.

Corgan


ARCHITECT *(Firm name)*


SIGNATURE
 Susan Smith - Principal

PRINTED NAME AND TITLE
 November 30, 2020

DATE

MDI Inc. General Contractors



SIGNATURE
 Randall G Hubbard, President

PRINTED NAME AND TITLE
 November 18, 2020

DATE

Irving Independent School District

OWNER *(Firm name)*

SIGNATURE

PRINTED NAME AND TITLE

DATE

AIA® Document G706™ – 1994

Contractor's Affidavit of Payment of Debts and Claims

PROJECT: <i>(Name and address)</i> 12020 Nimitz High School Kitchen Nimitz High School 100 W Oakdale Rd, Irving, TX 75060	ARCHITECT'S PROJECT NUMBER: Nimitz High School Kitchen CONTRACT FOR: General Construction	OWNER: <input type="checkbox"/> ARCHITECT: <input type="checkbox"/> CONTRACTOR: <input type="checkbox"/> SURETY: <input type="checkbox"/> OTHER: <input type="checkbox"/>
TO OWNER: <i>(Name and address)</i> Irving ISD 2621 West Airport Freeway Irving TX 75062	CONTRACT DATED: April 27, 2020	

STATE OF: Texas
COUNTY OF: Dallas

The undersigned hereby certifies that, except as listed below, payment has been made in full and all obligations have otherwise been satisfied for all materials and equipment furnished, for all work, labor, and services performed, and for all known indebtedness and claims against the Contractor for damages arising in any manner in connection with the performance of the Contract referenced above for which the Owner or Owner's property might in any way be held responsible or encumbered.

EXCEPTIONS:

SUPPORTING DOCUMENTS ATTACHED HERETO:

- Consent of Surety to Final Payment. Whenever Surety is involved, Consent of Surety is required. AIA Document G707, Consent of Surety, may be used for this purpose

Indicate Attachment Yes No

The following supporting documents should be attached hereto if required by the Owner:

- Contractor's Release or Waiver of Liens, conditional upon receipt of final payment.
- Separate Releases or Waivers of Liens from Subcontractors and material and equipment suppliers, to the extent required by the Owner, accompanied by a list thereof.
- Contractor's Affidavit of Release of Liens (AIA Document G706A).

CONTRACTOR: *(Name and address)*

MDI Inc. General Contractors
1225 Lakeshore Dr Suite 100 Coppell TX 75019

BY: 


(Signature of authorized representative)

Randall G Hubbard, President

(Printed name and title)

Subscribed and sworn to before me on this date:

Notary Public: 
My Commission Expires: 9.22.21



AIA® Document G706A™ – 1994

Contractor's Affidavit of Release of Liens

PROJECT: <i>(Name and address)</i> 12020 Nimitz High School Kitchen Nimitz High School 100 W Oakdale Rd, Irving, TX 75060	ARCHITECT'S PROJECT NUMBER: Nimitz High School Kitchen	OWNER: <input type="checkbox"/>
TO OWNER: <i>(Name and address)</i> Irving ISD 2621 W Airport Fwy Irving TX 75062	CONTRACT FOR: General Construction	ARCHITECT: <input type="checkbox"/>
	CONTRACT DATED: April 27, 2020	CONTRACTOR: <input type="checkbox"/>
		SURETY: <input type="checkbox"/>
		OTHER: <input type="checkbox"/>

STATE OF: Texas
COUNTY OF: Dallas

The undersigned hereby certifies that to the best of the undersigned's knowledge, information and belief, except as listed below, the Releases or Waivers of Lien attached hereto include the Contractor, all Subcontractors, all suppliers of materials and equipment, and all performers of Work, labor or services who have or may have liens or encumbrances or the right to assert liens or encumbrances against any property of the Owner arising in any manner out of the performance of the Contract referenced above.

EXCEPTIONS:


SUPPORTING DOCUMENTS ATTACHED HERETO:

1. Contractor's Release or Waiver of Liens, conditional upon receipt of final payment.
2. Separate Releases or Waivers of Liens from Subcontractors and material and equipment suppliers, to the extent required by the Owner, accompanied by a list thereof.

CONTRACTOR:

(Name and address)
MDI Inc. General Contractors
1225 Lakeshore Dr Suite 100 Coppell TX 75078

BY:



(Signature of authorized representative)

Randall G Hubbard, President
(Printed name and title)

Subscribed and sworn to before me on this date:

Notary Public: 

My Commission Expires: 9.22.21



**CONSENT OF
SURETY COMPANY
TO FINAL PAYMENT**

OWNER
ARCHITECT
CONTRACTOR
SURETY
OTHER

AIA DOCUMENT G707

Bond No. 2302755

PROJECT: **Multiple Kitchen Renovation-Project Kitchen Equipment replacement and renovations**
(name, address) **Multiple Locations in Irving, TX**

TO (Owner) [**Irving Independent School District: a Political** ARCHITECT'S PROJECT NO:
Subdivision of State of Texas
2621 West Airport Freeway CONTRACT FOR: **Multiple Kitchen**
Irving, TX 75062] CONTRACT DATE: **4/27/2020**

CONTRACTOR: **MDI Inc. General Contractors**
1225 Lakeshore Drive
Coppell, TX 75019

In accordance with the provisions of the Contract between the Owner and the Contractor as indicated above, the
(here insert name and address of Surety Company)

North American Specialty Insurance Company
1200 Main Street, Suite 800
Kansas City, MO 64105

, SURETY COMPANY,

on bond of (here insert name and address of Contractor)

MDI Inc. General Contractors
1225 Lakeshore Drive
Coppell, TX 75019

, CONTRACTOR,

hereby approves of the final payment to the Contractors, and agrees that final payment to the Contractor shall not relieve
the Surety Company of any of its obligations to (here insert name and address of Owner)

Irving Independent School District: a Political Subdivision
of State of Texas
2621 West Airport Freeway

, OWNER,

as set forth in the said Surety Company's bond.

IN WITNESS WHEREOF,
the Surety Company has hereunto set its hand this **30th** day of **November** **2020**

North American Specialty Insurance Company

Surety Company



Signature of Authorized Representative

Debra Lee Moon

Attorney-In-Fact

Title

Attest:
(Seal):



NOTE: This form is to be used as a companion document to AIA DOCUMENT G706, CONTRACTOR'S AFFIDAVIT OF PAYMENT OF DEBTS AND CLAIMS,
Current Edition

SWISS RE CORPORATE SOLUTIONS

NORTH AMERICAN SPECIALTY INSURANCE COMPANY
WASHINGTON INTERNATIONAL INSURANCE COMPANY
WESTPORT INSURANCE CORPORATION

GENERAL POWER OF ATTORNEY

KNOW ALL MEN BY THESE PRESENTS, THAT North American Specialty Insurance Company, a corporation duly organized and existing under laws of the State of New Hampshire, and having its principal office in the City of Kansas City, Missouri and Washington International Insurance Company a corporation organized and existing under the laws of the State of New Hampshire and having its principal office in the City of Kansas City, Missouri, and Westport Insurance Corporation, organized under the laws of the State of Missouri, and having its principal office in the City of Kansas City, Missouri, each does hereby make constitute and appoint:

JOHN WILLIAM NEWBY, TROY RUSSELL KEY, DEBRA LEE MOON, ANDREA ROSE CRAWFORD, SANDRA LEE RONEY, LINDA MICHELLE STALDER
SUZANNE ELIZABETH NIEDZWIEDZ, SHERIE MICHELLE GREENOUGH, CHERI LYNN IRBY, AND JOSHUA D. TRITT, JOINTLY OR SEVERALLY

Its true and lawful Attorney(s)-in-Fact, to make, execute, seal and deliver, for and on its behalf and as its act and deed, bonds or other writings obligatory in the nature of a bond on behalf of each of said Companies, as surety, on contracts of suretyship as are or may be required or permitted by law, regulation, contract or otherwise, provided that no bond or undertaking or contract or suretyship executed under this authority shall exceed the amount of:

TWO HUNDRED MILLION (\$200,000,000.00) DOLLARS

This Power of Attorney is granted and is signed by facsimile under and by the authority of the following Resolutions adopted by the Boards of Directors of North American Specialty Insurance Company and Washington International Insurance Company at meetings duly called and held on March 24, 2000 and Westport Insurance Corporation by written consent of its Executive Committee dated July 18, 2011.

"RESOLVED, that any two of the President, any Senior Vice President, any Vice President, any Assistant Vice President, the Secretary or any Assistant Secretary be, and each or any of them hereby is authorized to execute a Power of Attorney qualifying the attorney named in the given Power of Attorney to execute on behalf of the Company bonds, undertakings and all contracts of surety, and that each or any of them hereby is authorized to attest to the execution of any such Power of Attorney and to attach therein the seal of the Company; and it is

FURTHER RESOLVED, that the signature of such officers and the seal of the Company may be affixed to any such Power of Attorney or to any certificate relating thereto by facsimile, and any such Power of Attorney or certificate bearing such facsimile signatures or facsimile seal shall be binding upon the Company when so affixed and in the future with regard to any bond, undertaking or contract of surety to which it is attached."



By [Signature]
Steven P. Anderson, Senior Vice President of Washington International Insurance Company
& Senior Vice President of North American Specialty Insurance Company
& Senior Vice President of Westport Insurance Corporation

By [Signature]
Michael A. Ito, Senior Vice President of Washington International Insurance Company
& Senior Vice President of North American Specialty Insurance Company
& Senior Vice President of Westport Insurance Corporation



IN WITNESS WHEREOF, North American Specialty Insurance Company, Washington International Insurance Company and Westport Insurance Corporation have caused their official seals to be hereunto affixed, and these presents to be signed by their authorized officers this 12th day of FEBRUARY, 20 20.

North American Specialty Insurance Company
Washington International Insurance Company
Westport Insurance Corporation

State of Illinois
County of Cook ss:

On this 12th day of FEBRUARY, 20 20, before me, a Notary Public personally appeared Steven P. Anderson, Senior Vice President of

Washington International Insurance Company and Senior Vice President of North American Specialty Insurance Company and Senior Vice President of Westport Insurance Corporation and Michael A. Ito Senior Vice President of Washington International Insurance Company and Senior Vice President of North American Specialty Insurance Company and Senior Vice President of Westport Insurance Corporation, personally known to me, who being by me duly sworn, acknowledged that they signed the above Power of Attorney as officers of and acknowledged said instrument to be the voluntary act and deed of their respective companies.



[Signature]
M. Kenny, Notary Public

I, Jeffrey Goldberg, the duly elected Vice President and Assistant Secretary of North American Specialty Insurance Company, Washington International Insurance Company and Westport Insurance Corporation do hereby certify that the above and foregoing is a true and correct copy of a Power of Attorney given by said North American Specialty Insurance Company, Washington International Insurance Company and Westport Insurance Corporation which is still in full force and effect.

IN WITNESS WHEREOF, I have set my hand and affixed the seals of the Companies this 30th day of November, 20 20.

154
Jeffrey Goldberg, Vice President & Assistant Secretary of Washington International Insurance Company & North American Specialty Insurance Company & Vice President & Assistant Secretary of Westport Insurance Corporation

**North American Specialty Insurance Company
Washington International Insurance Company
Westport Insurance Corporation**

TEXAS CLAIMS INFORMATION

IMPORTANT NOTICE

In order to obtain information or make a complaint:

You may contact **Jeffrey Goldberg, Vice President**
- Claims at 1-800-338-0753

You may call **Washington International Insurance Company and/or North American Specialty Insurance Company's and/or Westport Insurance Corporation** toll-free number for information or to make a complaint at:

1-800-338-0753

You may also write to **Washington International Insurance Company and/or North American Specialty Insurance Company and/or Westport Insurance Corporation** at the following address:

**1200 Main Street
Suite 800
Kansas City, MO 64105**

You may contact the **Texas Department of Insurance** to obtain information on companies, coverages, rights or complaints at:

1-800-252-3439

You may write the **Texas Department of Insurance**:

**P.O. Box 149104
Austin, TX 78714-9104
Fax: (512) 475-1771
Web: <http://www.tdi.state.tx.us>
Email: ConsumerProtection@tdi.state.tx.us**

PREMIUM OR CLAIM DISPUTES:

Should you have a dispute concerning your premium or about a claim you should first contact the **Washington International Insurance Company and/or North American Specialty Insurance Company and/or Westport Insurance Corporation**. If the dispute is not resolved, you may contact the **Texas Department of Insurance**.

ATTACH THIS NOTICE TO YOUR POLICY:

This notice is for information only and does not become a part or condition of the attached document.

December 14, 2020

ADVISO IMPORTANTE

Para obtener informacion o para someter un queja:

Puede comunicarse con **Jeffrey Goldberg, Vice President** - Claims, al 1-800-338-0753

Usted puede llamar al numero de telefono gratis de **Washington International Insurance Company and/or North American Specialty Insurance Company's and/or Westport Insurance Corporation** para informacion o para someter una queja al:

1-800-338-0753

Usted tambien puede escribir a **Washington International Insurance Company and/or North American Specialty Insurance Company and/or Westport Insurance Corporation** al:

**1200 Main Street
Suite 800
Kansas City, MO 64105**

Puede escribir al **Departamento de Seguros de Texas** para obtener informacion acerca de companias, coberturas, derechos o quejas al:

1-800-252-3439

Puede escribir al **Departamento de Seguros de Texas**:

**P.O. Box 149104
Austin, TX 78714-9104
Fax: (512) 475-1771
Web: <http://www.tdi.state.tx.us>
Email: ConsumerProtection@tdi.state.tx.us**

DISPUTAS SOBRE PRIMAS O RECLAMOS:

Si tiene una disputa concerniente a su prima o a un reclamo, debe comunicarse con el **Washington International Insurance Company and/or North American Specialty Insurance Company and/or Westport Insurance Corporation** primero. Si no se resuelve la disputa, puede entonces comunicarse con el **Departamento de Seguros de Texas**.

UNA ESTE AVISO A SU POLIZA

Este aviso es solo para proposito de informacion y no se ¹⁵⁵ convierte en parte o condicion del documento adjunto.

Exhibit III-A #5(12-14-20)



CONSENT AGENDA ITEM
12/14/2020

TOPIC: Consider Acceptance of Gifts and Donations to the District

SUBMITTED BY: Gary Micinski, Chief Financial Officer

BACKGROUND: Donations received during the month of November 2020

ADMINISTRATIVE RECOMMENDATION: Administration recommends acceptance of gifts and donations to the district

RECOMMENDED BOARD MOTION: I move the Board approve the acceptance of Gifts and Donations to the District

Attachments:

1. 2020-2021 Year-to-Date Donation Totals
2. November 2020 Donations List

DONATIONS & GIFTS
Beginning September 2020 - Ending August 2021

	2020-2021	2020-2021		2019-2020	2019-2020
Month	Monthly Total	YTD Total		Monthly Total	YTD Total
September	\$29,300.00	\$29,300.00		\$4,483.00	\$4,483.00
October	\$9,203.78	\$38,503.78		\$54,407.04	\$58,890.04
November	\$1,000.00	\$39,503.78		\$550.00	\$59,440.04
December				\$4,915.55	\$64,355.59
January				\$2,064.50	\$66,420.09
February				\$3,281.60	\$69,701.69
March				\$1,397.41	\$71,099.10
April				\$1,000.00	\$72,099.10
May				\$890.00	\$72,989.10
June				\$0.00	\$72,989.10
July				\$4,200.00	\$77,189.10
August				\$5,000.00	\$82,189.10

NOVEMBER 2020 DONATIONS

<u>SCHOOL / DEPT.</u>	<u>DESCRIPTION</u>	<u>AMOUNT</u>
	<u>HIGH SCHOOL</u>	
MacArthur HS	Piano Donated to the MacArthur HS Choir by Daniel Limberg	\$1,000.00
	TOTAL DONATIONS	<u><u>\$1,000.00</u></u>



ACTION ITEM
12/14/2020

TOPIC: Consider approval of Resolution No. 20-21-05 Ordering an Election of the qualified voters of the Irving Independent School District on May 1, 2021, for the purpose of electing two trustees to the Board for said District

SUBMITTED BY: David Bunger, District General Counsel

BACKGROUND: The Board of Trustees adopted a redistricting plan establishing seven single member trustee districts. The terms of two incumbent trustees are expiring, and an election must be held. These members must be elected to a term of three years in Single Member District 3, and Single Member District 4.

This will be a joint election as required by state law. The election will be conducted by the Dallas County Elections Department, under the direction of Toni-Pippins-Poole, Elections Administrator. The projected cost of the election will be determined after all participating entities are identified and the respective proportionate amount calculated. The agreement specifying the cost of the election will be presented to the Board for approval. The polling locations have not been identified yet, and an amendment to this order with these locations specified therein shall be submitted for approval at a later date.

The following information is related to the resolution but does not require Board action. The deadline to post the Notice of Deadline to File Applications for a Place on the Ballot in a conspicuous place in this building is the 30th day before the first day on which a candidate may file the application for office. The candidate application filing period will begin on Wednesday, January 13, 2021 and end on Friday, February 12, 2021.

ADMINISTRATIVE RECOMMENDATION: The Administration recommends the approval of Resolution No. 20-21-05 ordering an election of the qualified voters of the Irving Independent School District on May 1, 2021, for the purpose of electing two trustees to the Board for said district.

RECOMMENDED BOARD MOTION: I move the Board approve Resolution No. 20-21-05 ordering an election of the qualified voters of the Irving Independent School District on May 1, 2021, for the purpose of electing two trustees to the Board for said district as presented by the Administration.

Additional Agenda Sheets Attached: Yes No

Attachments:

Resolution No. 20-21-05 English Version
Resolution No. 20-21-05 Spanish Version

RESOLUTION NO. 20-21-05

A RESOLUTION NO. 20-21-05 OF THE BOARD OF TRUSTEES OF THE IRVING INDEPENDENT SCHOOL DISTRICT ORDERING AN ELECTION OF THE QUALIFIED VOTERS OF THE IRVING INDEPENDENT SCHOOL DISTRICT ON MAY 1, 2021, FOR THE PURPOSE OF ELECTING TWO TRUSTEES TO POSITIONS FOR SINGLE MEMBER DISTRICT 3, AND SINGLE MEMBER DISTRICT 4 AND AUTHORIZING OTHER MATTERS RELATED TO THE SUBJECT

On this the 14th day of December, 2020, the Board of Trustees of the Irving Independent School District convened in regular session with sufficient members present to constitute a quorum, and among other proceedings had by said Board of Trustees were the following:

WHEREAS, it is hereby officially found and determined that said meeting was open to the public, and public notice of the time, place, and purpose of said meeting was given, as required by Texas Government Code §551.002; and

WHEREAS, during the regularly-scheduled meeting of the Board of Trustees on September 22, 2014, the Board of Trustees adopted a redistricting plan which provided for seven single member districts; and

WHEREAS, a school board member representing Single Member District 3 is to be elected in 2021 to serve a term of three (3) years, or until his/her successor has been duly elected and qualified, pursuant to the provisions of the Texas Education Code and the Texas Election Code; and

WHEREAS, a school board member representing Single Member District 4 is to be elected in 2021 to serve a term of three (3) years, or until a successor has been duly elected and qualified, pursuant to the provisions of the Texas Education Code and the Texas Election Code; and

WHEREAS, this Board of Trustees hereby finds that a general election should be held to elect individuals to the Board of Trustees in the positions for Single Member District 3 and Single Member District 4 on May 1, 2021, which is a uniform election date pursuant to the Texas Election Code §41.001.

THEREFORE, BE IT RESOLVED AND ORDERED BY THE BOARD OF TRUSTEES OF THE IRVING INDEPENDENT SCHOOL THAT:

Section 1: The above recitals be, and are hereby, found and determined to be true and correct and are incorporated into the body of this Resolution as if copied verbatim.

Section 2: A general election shall be held in said District on the first Saturday in May 2020, the same being the 1st day of May 2021, for the purpose of electing two (2) members to the Board of Trustees. One member shall be elected to District 3 to serve a three (3) year term, or until

a successor has been duly elected and qualified. One member shall be elected to District 4 to serve a three (3) year term, or until a successor has been duly elected and qualified.

Section 3: The member to be elected from Single Member District 3 shall be elected by the qualified voters of Single Member District 3. The member to be elected from Single Member District 4 shall be elected by the qualified voters of Single Member District 4.

Section 4: All candidates seeking election as a trustee representing a Single Member District must reside within the single member district boundaries for the single member district position they seek. Pursuant to state law, each candidate must reside in the specific single member district for six (6) months preceding the final day to file for such office which is February 12, 2021.

Section 5: Every candidate must designate the specific single member district for which he or she is a candidate on the application to become a candidate. Such application shall be filed with the District's General Counsel, or his/her designee, not later than 5:00 o'clock p.m. on the 12th day of February 2021.

Section 6: On the first Saturday in May 2021, being the 1st day of May, 2021, the election shall be held from 7 o'clock a.m. to 7 o'clock p.m. Any candidate receiving a plurality of all the votes cast for the office for which he/she is a candidate shall be elected to such office. In the event of a tie, the tie shall be broken in accordance with the applicable provisions of the Texas Election Code governing election by plurality votes.

Section 7: The official ballots for said election shall be prepared in accordance with the Texas Election Code so as to permit the electors to vote for the candidate of their choice with the ballots to contain such provisions, markings and language as required by law.

Section 8: The general election shall be held at those polling places located in the Irving Independent School District as identified and listed by the Dallas County Elections Department. All resident, qualified voters of the District shall be permitted to vote at said election. The Board finds, determines, and declares those designated early polling locations outside the boundaries of the school district can adequately and conveniently serve the affected voters of this District and will facilitate the orderly conduct of this election.

Section 9: The Board of Trustees shall identify at a future meeting the Election Day polling locations for this election. Each polling site will be located within the Irving Independent School District, and will serve as the precinct and polling place for those voters in the Dallas County election precinct(s) which are assigned to that polling place listed for the May 1, 2021 Irving Independent School District Board member election and any run off, if necessary.

Section 10: Toni Pippins-Poole is hereby appointed the Clerk for early voting. The mailing address of Ms. Pippins-Poole is Dallas County Elections Department, 2377 N. Stemmons Frwy, Suite 820, Dallas TX, 75207. The email address of the Early Voting Clerk to receive applications for a ballot by mail is evapplications@dallascounty.org.

Early voting for said election shall be held at those polling places that are identified and listed by the Dallas County Elections Department. Early voting for this election shall be conducted from April 19, 2021 thru April 27, 2021.

The polling locations have not been identified as of yet, and an amendment to this Resolution with these locations specified therein will be submitted at a later date.

Section 11: The Secretary of the Board of Trustees shall give notice of this general election by causing a substantial copy of this Order to be published in both English and Spanish, which shall serve as appropriate notice of this election, in a newspaper of general circulation in the district not earlier than the thirtieth (30th) day or later than the tenth (10th) day prior to the date of the election, setting forth the date of the election, the polling place or places, and any other matters deemed necessary by law or advisable, and by posting said notice in English and Spanish at District's Administration building not later than the twenty-first (21st) day before the election, which notice shall remain posted continuously through election day at the location used for the posting of notices of meetings of the Board of Trustees of the District.

Section 12: Immediately after said general election has been held, the officers holding the same, shall present returns of the result thereof to the President of the Board of Trustees of said District in the manner and form provided and required by the law of the State of Texas.

Section 13: This general election shall be conducted, in all respects, in accordance with the Texas Election Code, and as may be required by law, all election materials and proceedings shall be printed in both English and Spanish.

IT IS SO RESOLVED.


APPROVED AND ENACTED by the Board of Trustees of the Irving Independent School District, Irving, Texas, on the 14th day of December, 2020.

Randy Randle, President
Board of Trustees
Irving Independent School District

ATTEST:

Pam Campbell, Secretary
Board of Trustees
Irving Independent School District

APPROVED AS TO FORM ONLY:



David T. Bungler
District General Counsel
Irving Independent School District



PUNTO DE ACCIÓN

12/14/2020

TEMA: Considerar la aprobación de la Resolución No. 20-21-05 ordenando una elección de los votantes calificados del Distrito Escolar Independiente de Irving el 1° de mayo del 2021, con el propósito de elegir dos representantes para la Junta Directiva de dicho distrito.

PRESENTADO POR: David Bunger, Consejero legal general del distrito.

ANTECEDENTES: La Junta Directiva adoptó un plan de redistribución de distritos que establece siete distritos fiduciarios de un solo miembro. Los mandatos de dos representantes titulares están expirando y se debe realizar una elección. Estos miembros deben ser elegidos por un período de tres años en el Distrito de miembro único 3 y en el Distrito de miembro único 4.

Esta será una elección conjunta según lo exige la ley estatal. La elección será conducida por el Departamento de Elecciones del Condado de Dallas, bajo la dirección de Toni-Pippins-Poole, Administradora de Elecciones. El costo proyectado de la elección se determinará después de que se identifiquen todas las entidades participantes y se calcule el monto proporcional respectivo. El acuerdo que especifica el costo de la elección se presentará a la Junta para su aprobación. Los lugares de votación aún no se han identificado, y una enmienda a esta orden con estos lugares especificados en el mismo se presentará para su aprobación en una fecha posterior.

La siguiente información está relacionada con la resolución, pero no requiere acción alguna por parte de la Junta. La fecha límite para publicar el Aviso de fecha límite para presentar solicitudes para un lugar en la boleta electoral en un lugar visible de este edificio es el día 30 antes del primer día en el que un candidato puede presentar la solicitud para el cargo. El período de presentación de solicitudes de candidatos comenzará el miércoles 13 de enero de 2021 y finalizará el viernes 12 de febrero de 2021.

RECOMENDACIÓN ADMINISTRATIVA: La Administración recomienda la aprobación de la Resolución No. 20-21-05 que ordena una elección de los votantes calificados del Distrito Escolar Independiente de Irving el 1o de mayo de 2021, con el propósito de elegir dos representantes para la Junta Directiva para dicho distrito.

MOVIMIENTO RECOMENDADO POR LA JUNTA: Propongo que la Junta Directiva apruebe la Resolución No. 20-21-05 que ordena una elección de los votantes calificados del Distrito Escolar Independiente de Irving el 1o de mayo del 2021, con el propósito de elegir dos representantes para la Junta para dicho distrito según lo presentado por la Administración.

Hojas de agenda adicionales adjuntas: Sí No

Archivos adjuntos:

Resolución No. 20-21-05 Versión en inglés 163

Resolución No. 20-21-05 Versión en español

Diciembre 14th, 2020

Resolución No. 20-21-05

RESOLUCIÓN NO. 20-21-05

LA RESOLUCIÓN NO. 20-21-05 DE LA JUNTA DIRECTIVA DEL DISTRITO ESCOLAR INDEPENDIENTE DE IRVING ORDENA UNA ELECCIÓN DE LOS VOTANTES CALIFICADOS DEL DISTRITO ESCOLAR INDEPENDIENTE DE IRVING EL 1 DE MAYO DEL 2021, CON EL FIN DE ELEGIR DOS REPRESENTANTES PARA LOS PUESTOS DEL DISTRITO DE MIEMBRO ÚNICO 3 Y EL DISTRITO DE MIEMBRO ÚNICO 4 Y LA AUTORIZACIÓN DE OTROS ASUNTOS RELACIONADOS CON EL TEMA.

En este día 14 de diciembre del 2020, la Junta Directiva del Distrito Escolar Independiente de Irving se reunió en sesión regular con suficientes miembros presentes para constituir un quórum, y entre otros procedimientos que tuvo dicha Junta Directiva estuvieron los siguientes:

CONSIDERANDO QUE, por la presente se encuentra y determina oficialmente que dicha reunión estuvo abierta al público, y se dio aviso público de la hora, lugar y propósito de dicha reunión, como lo requiere el Código de Gobierno de Texas §551.002; y

CONSIDERANDO QUE, durante la reunión regularmente programada de la Junta Directiva el 22 de septiembre de 2014, la Junta Directiva adoptó un plan de redistribución de distritos que preveía siete distritos de miembro único; y

CONSIDERANDO QUE, un miembro de la junta escolar que represente al Distrito 3 de miembro único debe ser elegido en el 2021 para servir por un período de tres (3) años, o hasta que su sucesor haya sido debidamente elegido y calificado, de conformidad con las disposiciones del Código de Educación de Texas y el Código Electoral de Texas; y

CONSIDERANDO QUE, un miembro de la junta escolar que represente al Distrito 4 de miembro único debe ser elegido en el 2021 para servir por un período de tres (3) años, o hasta que un sucesor haya sido debidamente elegido y calificado, de conformidad con las disposiciones del Código de Educación de Texas y el Código Electoral de Texas; y

CONSIDERANDO que, por la presente, esta Junta Directiva determina que se debe realizar una elección general para elegir a los miembros de la Junta de Representantes en los puestos del Distrito 3 de miembro único y el Distrito 4 de miembro único el 1 de mayo de 2021, que es una fecha de elección uniforme de conformidad con el Código Electoral de Texas §41.001.

POR LO TANTO, QUEDA RESUELTO Y ORDENADO POR LA JUNTA DIRECTIVA DEL DISTRITO ESCOLAR INDEPENDIENTE DE IRVING QUE:

Sección 1: Los fundamentos anteriores se encuentran y se determinan como verdaderos y correctos y se incorporan al cuerpo de la presente Resolución como si se copiaran textualmente.

Sección 2: En dicho distrito se realizará una elección general el primer sábado de mayo del 2020, siendo el mismo el día 1º de mayo del 2021, con el propósito de elegir a dos (2) miembros de la Junta de Representantes. Se elegirá un miembro para el Distrito 3 para servir por un período

de tres (3) años, o hasta que un sucesor haya sido debidamente elegido y calificado. Un miembro será elegido para el Distrito 4 por un período de tres (3) años, o hasta que un sucesor haya sido debidamente elegido y calificado.

Sección 3: El miembro que sea elegido para el Distrito 3 de miembro único deberá ser elegido por los votantes calificados del Distrito 3 de miembro único. El miembro que sea elegido para el Distrito 4 de miembro único deberá ser elegido por los votantes calificados del Distrito 4 de miembro único.

Sección 4: Todos los candidatos que deseen ser elegidos como representantes que representen a un distrito de un solo miembro deben residir dentro de los límites del distrito de miembro único para el puesto que buscan en el distrito de miembro único. De conformidad con la ley estatal, cada candidato debe residir en el distrito de miembro único específico durante los seis (6) meses anteriores al último día para solicitar dicho cargo, que es el 12 de febrero de 2021.

Sección 5: Cada candidato debe designar el distrito de miembro único específico para el cual él o ella se postula en la solicitud para convertirse en candidato. Dicha solicitud deberá presentarse ante el Asesor Jurídico del Distrito, o su agente designado, a más tardar a las 5:00 p.m. el día 12 de febrero de 2021.

Sección 6: El primer sábado de mayo del 2021, siendo el día 1º de mayo de 2021, la elección se llevará a cabo de las 7 a las 19 horas. Todo candidato que reciba una pluralidad de todos los votos emitidos para el cargo al que sea candidato será elegido para dicho cargo. En caso de empate, el empate se romperá de acuerdo con las disposiciones aplicables del Código Electoral de Texas que rige la elección por mayoría de votos.

Sección 7: Las boletas oficiales para dicha elección se prepararán de acuerdo con el Código Electoral de Texas para permitir que los electores voten por el candidato de su elección con las boletas que contengan las disposiciones, las marcas y el lenguaje requerido por la ley.

Sección 8: La elección general se llevará a cabo en los lugares de votación ubicados en el Distrito Escolar Independiente de Irving según lo identificado y listado por el Departamento de Elecciones del Condado de Dallas. Todos los votantes calificados residentes del Distrito podrán votar en dicha elección. La Junta encuentra, determina y declara que los lugares designados para las votaciones tempranas fuera de los límites del distrito escolar pueden servir de manera adecuada y conveniente a los votantes afectados de este Distrito y facilitará la conducción ordenada de esta elección.

Sección 9: La Junta Directiva identificará en una reunión futura los lugares de votación el día de las elecciones para esta elección. Cada sitio de votación estará ubicado dentro del Distrito Escolar Independiente de Irving y servirá como el precinto y el lugar de votación para aquellos votantes en el distrito electoral del condado de Dallas que estén asignados a ese (esos) lugar(es) de votación enumerado(s) para la Elección de miembros de la Junta del Distrito Escolar Independiente de Irving el 1º de mayo del 2021 y cualquier segunda vuelta, si fuera necesario.

Sección 10: Por la presente se nombra a Toni Pippins-Poole como funcionaria para la votación anticipada. La dirección postal de la Sra. Pippins-Poole es Departamento de Elecciones del Condado de Dallas, 2377 N. Stemmons Frwy, Suite 820, Dallas TX., 75207. La dirección de correo electrónico de la funcionaria de votación anticipada para recibir solicitudes de boletas por correo es evapplications@dallascounty.org.

La votación anticipada para dicha elección se llevará a cabo en aquellos lugares de votación identificados y listados por el Departamento de Elecciones del Condado de Dallas. La votación anticipada para esta elección se llevará a cabo desde el 19 de abril del 2021 hasta el 27 de abril del 2021.

Los lugares de votación aún no se han identificado, y en una fecha posterior se presentará una enmienda a esta Resolución con estos lugares especificados en la misma.

Sección 11: El Secretario de la Junta Directiva dará aviso de esta elección general haciendo que se publique una copia sustancial de esta orden tanto en inglés como en español, que servirá como aviso apropiado de esta elección, en un periódico de circulación general en el distrito no antes del trigésimo (30) día o después del décimo (10) día anterior a la fecha de la elección, estableciendo la fecha de la elección, el lugar o lugares de votación y cualquier otro asunto que la ley considere necesario o conveniente, y mediante la publicación de dicho aviso en inglés y español en el edificio de la Administración del Distrito a más tardar el vigésimo primer (21) día antes de la elección, dicho aviso permanecerá colocado continuamente durante el día de la elección en el lugar utilizado para la publicación de avisos de reuniones de la Junta de Representantes del Distrito.

Sección 12: Inmediatamente después de que se haya celebrado dicha elección general, los oficiales que la lleven a cabo, presentarán las declaraciones del resultado de las mismas al Presidente de la Junta Directiva de dicho Distrito en la forma y modalidad que dispone y exige la ley del Estado de Texas.

Sección 13: Esta elección general se llevará a cabo, en todos los aspectos, de acuerdo con el Código Electoral de Texas, y según lo requiera la ley, todos los materiales y procedimientos electorales se imprimirán tanto en inglés como en español.

QUEDA ASÍ RESUELTO.


APROBADO Y PROMULGADO por la Junta Directiva del Distrito Escolar Independiente de Irving, Irving, Texas, el día 14 de diciembre del 2020.

Randy Randle, Presidente
Junta Directiva
Distrito Escolar Independiente de Irving

ATESTIGUA:

Pam Campbell, Secretaria
Junta Directiva
Distrito Escolar Independiente de Irving

APROBADO EN FORMA SOLAMENTE:



David T. Bungler
Consejero Legal General del Distrito
Distrito Escolar Independiente de Irving



ACTION ITEM
12/07/2020

TOPIC: Consider Approval of First Reading of Proposed Revisions to the Local Policies as Applicable Per TASB Updates 115:

SUBMITTED BY: David T. Bunger, District General Counsel

BACKGROUND: The proposed revisions to the below referenced policies are submitted for Board approval of First Reading. Members of the Superintendent's cabinet have reviewed the policies applicable to their departments and discussed the policies with their staff, prior to submission for First Reading. On December 7, 2020, the Board's Policy Committee reviewed the proposed revisions/amendments to the below identified policies at the request of the Administration. Any revisions noted by the Policy Committee have been incorporated into the proposed documents.

- FFE (LOCAL) Student Welfare – Counseling and Mental Health
- FMF (LOCAL) Student Activities – Contests and Competition
- BF (LOCAL) Board Policies
- CI (LOCAL) School Properties Disposal
- DED (LOCAL) Compensation and Benefits
- DIA (LOCAL) Employee Welfare
- GF (LOCAL) Public Complaints

ADMINISTRATIVE RECOMMENDATION: The Policy Committee recommends the Board approve the First Reading of the proposed revisions of the above identified policies pursuant to Administration request and place these policies for a First reading and possible adoption at the next board meeting.

RECOMMENDED BOARD MOTION: I move the Board approve the First Reading of the following policies attached hereto as Exhibit A:

Additional Agenda Sheets Attached: Yes No

Attachment:



- Documents containing all applicable policies are attached.

AGENDA SHEET

Meeting Date:12/7/2020

Topic: Consider Approval of First Reading of Proposed Revisions of the Following Policies pursuant to Administration request.

- FFE (LOCAL) Student Welfare – Counseling and Mental Health
- FMF (LOCAL) Student Activities – Contests and Competition
- BF (LOCAL) Board Policies
- CI (LOCAL) School Properties Disposal
- DED (LOCAL) Compensation and Benefits
- DIA (LOCAL) Employee Welfare
- GF (LOCAL) Public Complaints

POLICY ROUTING FORM

Date: 11/18/2020

Policy: FFE (LOCAL)

Type: Local Exhibit Regulation

Action: New Review Amend Delete

Source: Department TASB – Annual TASB Update

Assigned: Academic Administrative Business Schools Technology

Rational:

Deletion of the district's locally developed policy from 2005 on counseling programs is recommended. There is no requirement to have a board adopted policy on this topic.

Department

- Accept all recommendations
- Accept some recommendations and include some of my own
- Reject all recommendations and make no changes to the policy
- Request assistance in recommending changes
- Not Applicable changes originated with me

Signature: Jeanne Pate, Ed.D. **Date:** 11/30/20

Submitted to Policy Committee Date: _____

Board 1st Reading Date: _____

Board 2nd Reading Date: _____

Sent to TASB Date: _____

Closed Date: _____

Legal Review/Approval

Policy: FFE (LOCAL)

Approved – Send to Policy Committee

Not Approved – Send back to Department (see attached notes)

1st Revision: _____

Date: 11/18/20

Approved – Send to Policy Committee

Not Approved – Send back to Department (see attached notes)

2nd Revision: _____

Date: _____

Policy Committee Review

Date: _____

- Approved
- Approved with Revisions
- Not Approved
- Hold

Comments:

Board Review

1st Reading: _____

2nd Reading: _____

Legal Processing

Policy Sent to TASB: _____

Posted to Website: _____

File Updated: _____

Policy Notebook Updated: _____

STUDENT WELFARE
STUDENT ASSISTANCE PROGRAMS/COUNSELING

FFE
(LOCAL)

**Counseling
Programs**

The District shall provide a structured program of assistance to students experiencing physical, emotional, social, medical, familial, or chemical use problems to the extent that their academic or extracurricular performance is being adversely affected.

The counseling program shall be implemented based on the following principles:

1. The operation of the counseling program shall not alter or replace existing policies or administrative procedures, including the discipline management program.
2. The counseling program is provided for the benefit of all students.
3. The counseling program accepts referrals from school staff, both professional and support, from other students, and from student self-referrals. Students shall be encouraged to seek assistance whenever personal problems interfere with school performance.
4. The school counselor shall act as a liaison between existing school services and outside agencies, including assisting the adjustment of students returning from outside placements or treatment facilities.
5. Whenever timely and possible, the counselor shall work cooperatively with parents or other persons having lawful control of the student to assist in the resolution of student problems. The counselor or other trained person working with the student shall exercise professional judgment in determining when solicitation of parental involvement would be beneficial to the resolution of the problem.
6. The counselor's or other trained person's records pertaining to students' personal problems shall be maintained as confidential. They shall be kept in the sole possession of the maker and shall not be made accessible or revealed to anyone other than a temporary substitute for the person making the record. If these records are knowingly made accessible to or revealed to any person other than a substitute, they shall be considered, from that time on, as "education records" and shall be accessible to the student and/or parent, in accordance with policy FL.

POLICY ROUTING FORM

Date: 11/18/2020

Policy: FMF (LOCAL)

Type: Local Exhibit Regulation

Action: New Review Amend Delete

Source: Department TASB – Annual TASB Update

Assigned: Academic Administrative Business Schools Technology

Rational:

This local policy on student contests and competition is recommended for deletion. There is no requirement for board policy on these issues; the district's practices can be included in administrative procedures.

Department

- Accept all recommendations
- Accept some recommendations and include some of my own
- Reject all recommendations and make no changes to the policy
- Request assistance in recommending changes
- Not Applicable changes originated with me

Signature: Jeannine Potts, Ed.D.

Date: 11/30/20

Submitted to Policy Committee Date: _____

Board 1st Reading Date: _____

Board 2nd Reading Date: _____

Sent to TASB Date: _____

Closed Date: _____

Legal Review/Approval

Policy: FMF (LOCAL)

Approved – Send to Policy Committee

Not Approved – Send back to Department (see attached notes)

1st Revision: Don Buz Date: 11/18/20

Approved – Send to Policy Committee

Not Approved – Send back to Department (see attached notes)

2nd Revision: _____ Date: _____

Policy Committee Review

Date: _____

- Approved
- Approved with Revisions
- Not Approved
- Hold

Comments:

Board Review

1st Reading: _____

2nd Reading: _____

Legal Processing

Policy Sent to TASB: _____

Posted to Website: _____

File Updated: _____

Policy Notebook Updated: _____

**STUDENT ACTIVITIES
CONTESTS AND COMPETITION**

**FMF
(LOCAL)**

UIL Activities

State Board and UIL rules shall govern interscholastic activities; however, Board policies and District rules may supplement State Board and UIL rules.

No event shall be scheduled and no student allowed to participate in any UIL event unless all pertinent rules and regulations are strictly enforced. The Superintendent or designee shall maintain all necessary records and reports. Sponsors and coaches are responsible for knowledge of and compliance with rules for eligibility and participation. [See FM]

Athletic Program

A well-rounded program of interscholastic athletics shall be maintained in the District secondary schools. The operation of the total program, including the starting and ending dates for each sport, shall be in accordance with regulations set by the UIL and the Board.

Supervision of the program shall be the responsibility of the Superintendent, but certain responsibilities may be delegated to other staff members. In each school, the principal shall have direct responsibility to maintain the athletic program as an integral part of the educational program of that school.

Interschool competitive athletics shall not be part of the elementary grades' program. To the extent practicable, a program of intra-school sports activities for elementary students shall be maintained as part of the physical education program.

Fine Arts Program

A well-rounded program of interscholastic fine arts instruction shall be maintained in the District secondary schools. The operation of the total program shall be in accordance with regulations set by the UIL and the Board.

Supervision of the program shall be the responsibility of the Superintendent, but certain responsibilities may be delegated to other staff members. In each school, the principal shall have direct responsibility to maintain the fine arts program as an integral part of the educational program of that school.

Non-UIL Activities

Contests and competitive activities that are sponsored by outside organizations shall not be recommended to students unless the activities supplement and do not interfere with the regular school program. Contests and competitive activities shall have the prior approval of the Superintendent, who shall develop the necessary rules and regulations to implement this policy. [See FM]

Overnight Trips

Students involved in UIL competition above the UIL-district level that requires an overnight trip may have their expenses paid by the District. [See also FM, FMG]

POLICY ROUTING FORM

Date: 11/18/2020

Policy: BF (LOCAL)

Type: Local Exhibit Regulation

Action: New Review Amend Delete

Source: Department TASB – Annual TASB Update


Assigned: Academic Administrative Business Schools Technology

Rational:

A revision to this local policy clarifies that a district's legally referenced policies are not adopted by the board. The Legal Issues in Update 115 memo describes common legal concerns and best practices specific to this policy topic.

Department

- Accept all recommendations
- Accept some recommendations and include some of my own
- Reject all recommendations and make no changes to the policy
- Request assistance in recommending changes
- Not Applicable changes originated with me

Signature: 

Date: Nov. 30 - 2020

Submitted to Policy Committee Date: _____

Board 1st Reading Date: _____

Board 2nd Reading Date: _____

Sent to TASB Date: _____

Closed Date: _____

Legal Review/Approval

Policy: BF (LOCAL)

Approved – Send to Policy Committee

Not Approved – Send back to Department (see attached notes)

1st Revision: *[Signature]* Date: 11/18/20

Approved – Send to Policy Committee

Not Approved – Send back to Department (see attached notes)

2nd Revision: _____ Date: _____

Policy Committee Review

Date: _____

- Approved
- Approved with Revisions
- Not Approved
- Hold

Comments:

Board Review

1st Reading: _____

2nd Reading: _____

Legal Processing

Policy Sent to TASB: _____

Posted to Website: _____

File Updated: _____

Policy Notebook Updated: _____

Within the context of current law, the District shall be guided by Board-adopted written policies that are given appropriate distribution and are accessible to staff members, parents, students, and community residents.

Organization

Legally referenced policies contain provisions from federal and state statutes and regulations, case law, and other legal authority that together form the framework for local decision making and implementation. These policies are binding on the District until the cited provisions are repealed, revised, or superseded by legislative, regulatory, or judicial action.

[Legally referenced policies are not adopted by the Board.](#)

At each policy code the legally referenced policy and the Board-adopted local policy must be read together to further a full understanding of a topic.

Terms

The terms "Trustee" and "Board member" are used interchangeably in the local policy manual. Both terms are intended to reflect all the duties and obligations of the office.

[See AB for District name terminology.]

Harmony with Law

Newly enacted law is applicable when effective. No policy or regulation, or any portion thereof, shall be operative if it is found to be in conflict with applicable law.

Severability

If any portion of a policy or its application to any person or circumstance is found to be invalid, that invalidity shall not affect other provisions or applications of policy that can be given effect without the invalid provision or application; and to this end the provisions of this policy manual are declared to be severable.

Policy Development

Policies and policy amendments may be initiated by the Superintendent, Board members, school personnel, or community citizens, but generally shall be recommended for the Board's consideration by the Superintendent.

Official Policy Manual

The Board shall designate one copy of the local policy manual as the official policy manual of the District. The official copy shall be kept in the central administration office, and the Superintendent ~~or~~ **designee** shall be responsible for its accuracy and integrity and shall maintain a historical record of the District's policy manual.

Adoption and Amendment

Proposed local policies or amendments introduced and recommended to the Board at one meeting shall not be adopted until a subsequent meeting. Emergency adoption, however, may occur in one meeting if special circumstances demand an immediate response.

BOARD POLICIES

BF
(LOCAL)

TASB Localized
Updates

Local policies become effective upon Board adoption or at a future date designated by the Board at the time of adoption.

After Board review of legally referenced policies and adoption of local policies, the new material shall be incorporated into the official policy manual and into other localized policy manuals maintained by the District. If discrepancies occur between different copies of the manual, the version contained in the official policy manual shall be regarded as authoritative.

BOARD POLICIES

BF
(LOCAL)

Within the context of current law, the District shall be guided by Board-adopted written policies that are given appropriate distribution and are accessible to staff members, parents, students, and community residents.

Organization

Legally referenced policies contain provisions from federal and state statutes and regulations, case law, and other legal authority that together form the framework for local decision making and implementation. These policies are binding on the District until the cited provisions are repealed, revised, or superseded by legislative, regulatory, or judicial action.

Legally referenced policies are not adopted by the Board.

At each policy code the legally referenced policy and the Board-adopted local policy must be read together to further a full understanding of a topic.

Terms

The terms "Trustee" and "Board member" are used interchangeably in the local policy manual. Both terms are intended to reflect all the duties and obligations of the office.

[See AB for District name terminology.]

Harmony with Law

Newly enacted law is applicable when effective. No policy or regulation, or any portion thereof, shall be operative if it is found to be in conflict with applicable law.

Severability

If any portion of a policy or its application to any person or circumstance is found to be invalid, that invalidity shall not affect other provisions or applications of policy that can be given effect without the invalid provision or application; and to this end the provisions of this policy manual are declared to be severable.

Policy Development

Policies and policy amendments may be initiated by the Superintendent, Board members, school personnel, or community citizens, but generally shall be recommended for the Board's consideration by the Superintendent.

Official Policy Manual

The Board shall designate one copy of the local policy manual as the official policy manual of the District. The official copy shall be kept in the central administration office, and the Superintendent shall be responsible for its accuracy and integrity and shall maintain a historical record of the District's policy manual.

Adoption and Amendment

Proposed local policies or amendments introduced and recommended to the Board at one meeting shall not be adopted until a subsequent meeting. Emergency adoption, however, may occur in one meeting if special circumstances demand an immediate response.

BOARD POLICIES

BF
(LOCAL)

TASB Localized
Updates

Local policies become effective upon Board adoption or at a future date designated by the Board at the time of adoption.

After Board review of legally referenced policies and adoption of local policies, the new material shall be incorporated into the official policy manual and into other localized policy manuals maintained by the District. If discrepancies occur between different copies of the manual, the version contained in the official policy manual shall be regarded as authoritative.

POLICY ROUTING FORM

Date: 11/18/2020

Policy: CI (LOCAL)

Type: Local Exhibit Regulation

Action: New Review Amend Delete

Source: Department TASB – Annual TASB Update

Assigned: Academic Administrative Business Schools Technology

Rational:

Add "or designee" to the policy.

Department

- Accept all recommendations
- Accept some recommendations and include some of my own
- Reject all recommendations and make no changes to the policy
- Request assistance in recommending changes
- Not Applicable changes originated with me

Signature:  **Date:** Nov. 30 - 2020

Submitted to Policy Committee Date: _____

Board 1st Reading Date: _____

Board 2nd Reading Date: _____

Sent to TASB Date: _____

Closed Date: _____

Legal Review/Approval

Policy: CI (LOCAL)

Approved – Send to Policy Committee

Not Approved – Send back to Department (see attached notes)

1st Revision: *[Signature]*

Date: 11/18/20

Approved – Send to Policy Committee

Not Approved – Send back to Department (see attached notes)

2nd Revision: _____

Date: _____

Policy Committee Review

Date: _____

- Approved
- Approved with Revisions
- Not Approved
- Hold

Comments:

Board Review

1st Reading: _____

2nd Reading: _____

Legal Processing

Policy Sent to TASB: _____

Posted to Website: _____

File Updated: _____

Policy Notebook Updated: _____

SCHOOL PROPERTIES DISPOSAL

CI
(LOCAL)

The Superintendent or designee is authorized to declare District materials, equipment, personal property such as vehicles, and supplies to be unnecessary and shall dispose of unnecessary materials, equipment, personal property such as vehicles, and supplies for fair market value. If the unnecessary property has no value, the Superintendent or designee may dispose of such property according to administrative discretion.

Instructional materials shall be disposed of in accordance with law. [See CMD(LEGAL)]

Property obtained with federal funds or as federal surplus shall be managed in accordance with federal law.

SCHOOL PROPERTIES DISPOSAL

CI
(LOCAL)

The Superintendent or designee is authorized to declare District materials, equipment, personal property such as vehicles, and supplies to be unnecessary and shall dispose of unnecessary materials, equipment, personal property such as vehicles, and supplies for fair market value. If the unnecessary property has no value, the Superintendent or designee may dispose of such property according to administrative discretion.

Instructional materials shall be disposed of in accordance with law. [See CMD(LEGAL)]

Property obtained with federal funds or as federal surplus shall be managed in accordance with federal law.

POLICY ROUTING FORM

Date: 11/18/2020

Policy: DED (LOCAL)

Type: Local Exhibit Regulation

Action: New Review Amend Delete

Source: Department TASB – Annual TASB Update

Assigned: Academic Administrative Business Schools Technology

Rational:


Recommended revisions to this local policy on vacations and holidays address the board's authorization of these programs, including which employees are eligible for the benefits, and refer to administrative procedures for details to promote consistent application and prevent conflict between policy and administrative procedures. Please confirm that the eligibility information, which was pulled from the district's existing policy, is accurate.

TASB HR Services has a framework to help districts develop administrative procedures on vacation and holiday programs.

The Legal Issues in Update 115 memo describes common legal concerns and best practices specific to this policy topic.

Department

- Accept all recommendations
- Accept some recommendations and include some of my own
- Reject all recommendations and make no changes to the policy
- Request assistance in recommending changes
- Not Applicable changes originated with me

Signature: 

Date: Nov. 30 - 2020

Submitted to Policy Committee Date: _____

Board 1st Reading Date: _____

Board 2nd Reading Date: _____

Sent to TASB Date: _____

Closed Date: _____

Legal Review/Approval

Policy: DED (LOCAL)

Approved – Send to Policy Committee

Not Approved – Send back to Department (see attached notes)

1st Revision: David Buzze Date: 11/18/20

Approved – Send to Policy Committee

Not Approved – Send back to Department (see attached notes)

2nd Revision: _____ Date: _____

Policy Committee Review

Date: _____

- Approved
- Approved with Revisions
- Not Approved
- Hold

Comments:

Board Review

1st Reading: _____

2nd Reading: _____

Legal Processing

Policy Sent to TASB: _____

Posted to Website: _____

File Updated: _____

Policy Notebook Updated: _____

COMPENSATION AND BENEFITS
VACATIONS AND HOLIDAYS

DED
(LOCAL)

Vacation Days

Eligible employees in positions normally requiring 261 days of service annually shall receive paid vacation days in accordance with administrative regulations that address the following:

1. Eligibility criteria;
2. Accrual rates and availability;
3. Request and approval processes;
4. Accumulation and carryover limits; and
5. Treatment of vacation days upon separation from service.

Vacations

~~A District employee who is employed in a 261-day position with one or more years of continuous employment shall be granted ten working days of paid vacation per year. An eligible employee who has completed at least six months but less than one year of employment shall be granted 5/6 of a working day of paid vacation for each month of employment.~~

~~An employee must be employed a minimum of six months before taking vacation days. All earned vacation days must be used within 18 months or shall be lost. Vacation days shall not accumulate beyond 18 months.~~

Holidays

Eligible employees in positions normally requiring 261 days of service annually shall receive paid holidays in accordance with the employee's duty schedule and administrative regulations.

[See DEAB for overtime pay provisions.]~~Employees who work 261 days shall observe the holiday schedule as established by the Superintendent.~~

COMPENSATION AND BENEFITS
VACATIONS AND HOLIDAYS

DED
(LOCAL)

Vacation Days

Eligible employees in positions normally requiring 261 days of service annually shall receive paid vacation days in accordance with administrative regulations that address the following:

1. Eligibility criteria;
2. Accrual rates and availability;
3. Request and approval processes;
4. Accumulation and carryover limits; and
5. Treatment of vacation days upon separation from service.

Holidays

Eligible employees in positions normally requiring 261 days of service annually shall receive paid holidays in accordance with the employee's duty schedule and administrative regulations.

[See DEAB for overtime pay provisions.]

POLICY ROUTING FORM

Date: 11/18/2020

Policy: DIA (LOCAL)

Type: Local Exhibit Regulation

Action: New Review Amend Delete

Source: Department TASB – Annual TASB Update


Assigned: Academic Administrative Business Schools Technology

Rational:

Recommended revisions to this policy incorporate the recent United States Supreme Court decision *Bostock v. Clayton County, Georgia*, which held that an adverse employment action against an employee on the basis of homosexuality or transgender status violates Title VII’s prohibition on sex discrimination in employment. As a result, the policy clarifies that discrimination on the basis of sex includes discrimination on the basis of biological sex, gender identity, sexual orientation, gender stereotypes, or any other prohibited basis related to sex.

Department

- Accept all recommendations
- Accept some recommendations and include some of my own
- Reject all recommendations and make no changes to the policy
- Request assistance in recommending changes
- Not Applicable changes originated with me.

Signature: 

Date: Nov. 30 - 2020

Submitted to Policy Committee Date: _____

Board 1st Reading Date: _____

Board 2nd Reading Date: _____

Sent to TASB Date: _____

Closed Date: _____

Legal Review/Approval

Policy: DIA (LOCAL)

Approved – Send to Policy Committee

Not Approved – Send back to Department (see attached notes)

1st Revision: David Byzer Date: 11/18/20

Approved – Send to Policy Committee

Not Approved – Send back to Department (see attached notes)

2nd Revision: _____ Date: _____

Policy Committee Review

Date: _____

- Approved
- Approved with Revisions
- Not Approved
- Hold

Comments:

Board Review

1st Reading: _____

2nd Reading: _____

Legal Processing

Policy Sent to TASB: _____

Posted to Website: _____

File Updated: _____

Policy Notebook Updated: _____

Note: This policy addresses discrimination, harassment, and retaliation ~~against~~~~involving~~ District employees. For Title IX and other provisions regarding ~~For~~ discrimination, harassment, and retaliation ~~against~~~~involving~~ students, see FFH. For reporting requirements related to child abuse and neglect, see FFG.

Definitions

Solely for purposes of this policy, the term “employee” includes former employees, applicants for employment, and unpaid interns.

Statement of Nondiscrimination

The District prohibits discrimination, including harassment, against any employee on the basis of race, color, religion, sex, ~~gender~~, national origin, age, disability, or any other basis prohibited by law. Retaliation against anyone involved in the complaint process is a violation of District policy **and is prohibited**.

Discrimination

Discrimination against an employee is defined as conduct directed at an employee on the basis of race, color, religion, sex, ~~gender~~, national origin, age, disability, or any other basis prohibited by law, that adversely affects the employee’s employment.

In accordance with law, discrimination on the basis of sex includes discrimination on the basis of biological sex, gender identity, sexual orientation, gender stereotypes, or any other prohibited basis related to sex.

Prohibited Conduct

In this policy, the term “prohibited conduct” includes discrimination, harassment, and retaliation as defined by this policy, even if the behavior does not rise to the level of unlawful conduct.

Prohibited conduct also includes sexual harassment as defined by Title IX. [See FFH(LEGAL)]

Prohibited Harassment

Prohibited harassment of an employee is defined as physical, verbal, or nonverbal conduct based on an employee’s race, color, religion, sex, ~~gender~~, national origin, age, disability, or any other basis prohibited by law, when the conduct is so severe, persistent, or pervasive that the conduct:

1. Has the purpose or effect of unreasonably interfering with the employee’s work performance;
2. Creates an intimidating, threatening, hostile, or offensive work environment; or
3. Otherwise adversely affects the employee’s performance, environment, or employment opportunities.

Examples

Examples of prohibited harassment may include offensive or derogatory language directed at another person’s religious beliefs or

practices, accent, skin color, gender identity, or need for workplace accommodation; threatening or intimidating conduct; offensive jokes, name calling, slurs, or rumors; cyberharassment; physical aggression or assault; display of graffiti or printed material promoting racial, ethnic, or other negative stereotypes; or other kinds of aggressive conduct such as theft or damage to property.

Sex-Based Harassment

As required by law, the District shall follow the procedures below at Response to Sexual Harassment—Title IX upon a report of sex-based harassment, including sexual harassment, when such allegations, if proved, would meet the definition of sexual harassment under Title IX. [See FFH(LEGAL)]

Sexual Harassment

Sexual harassment is a form of sex discrimination defined as unwelcome sexual advances; requests for sexual favors; sexually motivated physical, verbal, or nonverbal conduct; or other conduct or communication of a sexual nature when:

1. Submission to the conduct is either explicitly or implicitly a condition of an employee's employment, or when submission to or rejection of the conduct is the basis for an employment action affecting the employee; or
2. The conduct is so severe, persistent, or pervasive that it has the purpose or effect of unreasonably interfering with the employee's work performance or creates an intimidating, threatening, hostile, or offensive work environment.

Examples

Examples of sexual harassment may include sexual advances; touching intimate body parts; coercing or forcing a sexual act on another; jokes or conversations of a sexual nature; and other sexually motivated conduct, contact, or communication, including electronic communication.

Retaliation

~~The District prohibits retaliation against an employee who makes a claim alleging to have experienced discrimination or harassment, or another employee who, in good faith, makes a report, serves as a witness, or otherwise participates in an investigation.~~

Prohibited Conduct

~~In this policy, the term "prohibited conduct" includes discrimination, harassment, and retaliation as defined by this policy, even if the behavior does not rise to the level of unlawful conduct.~~

Reporting Procedures

AnyAn employee who believes that he or she has experienced prohibited conduct or believes that another employee has experienced prohibited conduct should immediately report the alleged acts. The employee may report the alleged acts to his or her supervisor or campus principal.

EMPLOYEE WELFARE
FREEDOM FROM DISCRIMINATION, HARASSMENT, AND RETALIATION

DIA
(LOCAL)

Alternatively, the employee may report the alleged acts to one of the District officials below.

Definition of District Officials

For the purposes of this policy, District officials are the Title IX coordinator, the ADA/Section 504 coordinator, and the Superintendent.

Title IX Coordinator

Reports of discrimination based on sex, including sexual harassment, may be directed to the designated Title IX coordinator. [See DIA(EXHIBIT)]

ADA / Section 504 Coordinator

Reports of discrimination based on disability may be directed to the designated ADA/Section 504 coordinator. [See DIA(EXHIBIT)]

Superintendent

The Superintendent shall serve as coordinator for purposes of District compliance with all other ~~nondiscrimination~~ **antidiscrimination** laws.

Alternative Reporting Procedures

An employee shall not be required to report prohibited conduct to the person alleged to have committed ~~the conduct~~. Reports concerning prohibited conduct, including reports against the Title IX coordinator or ADA/Section 504 coordinator, may be directed to the Superintendent.

A report against the Superintendent may be made directly to the Board. If a report is made directly to the Board, the Board shall appoint an appropriate person to conduct an investigation.

Timely Reporting

To ensure the District's prompt investigation, ~~reports~~ **Reports** of prohibited conduct shall be made as soon as possible after the alleged act or knowledge of the alleged act. ~~A failure to promptly report may impair the District's ability to investigate and address the prohibited conduct.~~

Notice of Report

Any District supervisor who receives a report of prohibited conduct shall immediately notify the appropriate District official listed above and take any other steps required by this policy.

Any District employee who receives a report of prohibited conduct based on sex, including sexual harassment, shall immediately notify the Title IX coordinator.

Investigation of Reports Other Than Title IX ~~the Report~~

The following procedures apply to all allegations of prohibited conduct other than allegations of harassment prohibited by Title IX. [See FFH(LEGAL)] For allegations of sex-based harassment that, if proved, would meet the definition of sexual harassment under Title IX, see the procedures below at Response to Sexual Harassment—Title IX.

EMPLOYEE WELFARE
FREEDOM FROM DISCRIMINATION, HARASSMENT, AND RETALIATION

DIA
(LOCAL)

	<p>The District may request, but shall not requireinsist upon, a written report. If a report is made orally, the District official shall reduce the report to written form.</p>
Initial Assessment	<p>Upon receipt or notice of a report, the District official shall determine whether the allegations, if provedproven, would constitute prohibited conduct as defined by this policy. If so, the District official shall immediately authorize or undertake an investigation, regardless of whether a criminal or regulatory investigation regarding the same or similar allegations is pending.</p>
Interim Action	<p>If appropriate, the District shall promptly take interim action calculated to prevent prohibited conduct during the course of an investigation.</p>
District Investigation	<p>The investigation may be conducted by the District official or a designee, such as the campus principal, or by a third party designated by the District, such as an attorney. When appropriate, the campus principal or supervisor shall be involved in or informed of the investigation.</p> <p>The investigation may consist of personal interviews with the person making the report, the person against whom the report is filed, and others with knowledge of the circumstances surrounding the allegations. The investigation may also include analysis of other information or documents related to the allegations.</p>
Concluding the Investigation	<p>Absent extenuating circumstances, the investigation should be completed within ten District business days from the date of the report; however, the investigator shall take additional time if necessary to complete a thorough investigation.</p> <p>The investigator shall prepare a written report of the investigation. The report shall be filed with the District official overseeing the investigation.</p>
District Action	<p>If the results of an investigation indicate that prohibited conduct occurred, the District shall promptly respond by taking appropriate disciplinary or corrective action reasonably calculated to address the conduct.</p> <p>The District may take action based on the results of an investigation, even if the conduct did not rise to the level of prohibited or unlawful conduct.</p>
Confidentiality	<p>To the greatest extent possible, the District shall respect the privacy of the complainant, persons against whom a report is filed, and witnesses. Limited disclosures may be necessary in order to conduct a thorough investigation and comply with applicable law.</p>

Appeal

A complainant who is dissatisfied with the outcome of the investigation may appeal through DGBA(LOCAL), beginning at the appropriate level.

The complainant may have a right to file a complaint with appropriate state or federal agencies.

Response to Sexual Harassment—Title IX

General Response

For purposes of the District's response to reports of harassment prohibited by Title IX, definitions can be found in FFH(LEGAL).

When the District receives notice or an allegation of conduct that, if proved, would meet the definition of sexual harassment under Title IX, the Title IX coordinator shall promptly contact the complainant to:

- Discuss the availability of supportive measures and inform the complainant that they are available, with or without the filing of a formal complaint;
- Consider the complainant's wishes with respect to supportive measures; and
- Explain to the complainant the option and process for filing a formal complaint.

The District's response to sexual harassment shall treat complainants and respondents equitably by offering supportive measures to both parties, as appropriate, and by following the Title IX formal complaint process before imposing disciplinary sanctions or other actions that are not supportive measures against a respondent.

If a formal complaint is not filed, the District reserves the right to investigate and respond to prohibited conduct in accordance with Board policies and administrative procedures.

Title IX Formal Complaint Process

To distinguish the process described below from the District's general grievance policies [see DGBA, FNG, and GF], this policy refers to the grievance process required by Title IX regulations for responding to formal complaints of sexual harassment as the District's "Title IX formal complaint process."

The Superintendent shall ensure the development of a Title IX formal complaint process that complies with legal requirements. [See FFH(LEGAL)] The formal complaint process shall be posted on the District's website. In compliance with Title IX regulations, the District's Title IX formal complaint process shall address the following basic requirements:

1. Equitable treatment of complainants and respondents;
2. An objective evaluation of all relevant evidence;

EMPLOYEE WELFARE
FREEDOM FROM DISCRIMINATION, HARASSMENT, AND RETALIATION

DIA
(LOCAL)

3. A requirement that the Title IX coordinator, investigator, decision-maker, or any person designated to facilitate an informal resolution process not have a conflict of interest or bias;
4. A presumption that the respondent is not responsible for the alleged sexual harassment until a determination is made at the conclusion of the Title IX formal complaint process;
5. Time frames that provide for a reasonably prompt conclusion of the Title IX formal complaint process, including time frames for appeals and any informal resolution process, and that allow for temporary delays or the limited extension of time frames with good cause and written notice as required by law;
6. A description of the possible disciplinary sanctions and remedies that may be implemented following a determination of responsibility for the alleged sexual harassment;
7. A statement of the standard of evidence to be used to determine responsibility for all Title IX formal complaints of sexual harassment;
8. Procedures and permissible bases for the complainant and respondent to appeal a determination of responsibility or a dismissal of a Title IX formal complaint or any allegations therein;
9. A description of the supportive measures available to the complainant and respondent;
10. A prohibition on using or seeking information protected under a legally recognized privilege unless the individual holding the privilege has waived the privilege;
11. Additional formal complaint procedures in 34 C.F.R. 106.45(b), including written notice of a formal complaint, consolidation of formal complaints, recordkeeping, and investigation procedures; and
12. Other local procedures as determined by the Superintendent.

Standard of
Evidence

The standard of evidence used to determine responsibility in a Title IX formal complaint of sexual harassment shall be the preponderance of the evidence.

Retaliation

The District prohibits retaliation against an employee who makes a claim alleging to have experienced discrimination or harassment, or another employee who, in good faith, makes a report of harassment or discrimination, files a complaint of harassment or discrimination, serves as a witness, or otherwise participates or refuses to participate in an investigation.

EMPLOYEE WELFARE
FREEDOM FROM DISCRIMINATION, HARASSMENT, AND RETALIATION

DIA
(LOCAL)

Examples

Examples of retaliation may include termination, refusal to hire, demotion, and denial of promotion. Retaliation may also include threats, intimidation, coercion, unjustified negative evaluations, unjustified negative references, or increased surveillance.

Records Retention

The District shall retain copies of allegations ~~Copies of reports alleging prohibited conduct~~, investigation reports, and related records regarding any prohibited conduct in accordance with ~~shall be maintained by the~~ District's records control schedules, but ~~District~~ for no less than the minimum amount ~~a period~~ of time required by law. ~~at least three years.~~ [See CPC]

[For Title IX recordkeeping and retention provisions, see FFH(LEGAL) and the District's Title IX formal complaint process.]

Access to Policy and Procedures

Information regarding this ~~This~~ policy and any accompanying procedures shall be distributed annually to District employees. Copies of the policy and procedures shall be posted on the District's website, to the extent practicable, and readily available at each campus and the District's ~~District~~ administrative offices.

Note: This policy addresses discrimination, harassment, and retaliation against District employees. For Title IX and other provisions regarding discrimination, harassment, and retaliation against students, see FFH. For reporting requirements related to child abuse and neglect, see FFG.

Definitions Solely for purposes of this policy, the term “employee” includes former employees, applicants for employment, and unpaid interns.

Statement of Nondiscrimination The District prohibits discrimination, including harassment, against any employee on the basis of race, color, religion, sex, national origin, age, disability, or any other basis prohibited by law. Retaliation against anyone involved in the complaint process is a violation of District policy and is prohibited.

Discrimination Discrimination against an employee is defined as conduct directed at an employee on the basis of race, color, religion, sex, national origin, age, disability, or any other basis prohibited by law, that adversely affects the employee’s employment.

In accordance with law, discrimination on the basis of sex includes discrimination on the basis of biological sex, gender identity, sexual orientation, gender stereotypes, or any other prohibited basis related to sex.

Prohibited Conduct In this policy, the term “prohibited conduct” includes discrimination, harassment, and retaliation as defined by this policy, even if the behavior does not rise to the level of unlawful conduct.

Prohibited conduct also includes sexual harassment as defined by Title IX. [See FFH(LEGAL)]

Prohibited Harassment Prohibited harassment of an employee is defined as physical, verbal, or nonverbal conduct based on an employee’s race, color, religion, sex, national origin, age, disability, or any other basis prohibited by law, when the conduct is so severe, persistent, or pervasive that the conduct:

1. Has the purpose or effect of unreasonably interfering with the employee’s work performance;
2. Creates an intimidating, threatening, hostile, or offensive work environment; or
3. Otherwise adversely affects the employee’s performance, environment, or employment opportunities.

Examples Examples of prohibited harassment may include offensive or derogatory language directed at another person’s religious beliefs or

EMPLOYEE WELFARE
FREEDOM FROM DISCRIMINATION, HARASSMENT, AND RETALIATION

DIA
(LOCAL)

practices, accent, skin color, gender identity, or need for workplace accommodation; threatening or intimidating conduct; offensive jokes, name calling, slurs, or rumors; cyberharassment; physical aggression or assault; display of graffiti or printed material promoting racial, ethnic, or other negative stereotypes; or other kinds of aggressive conduct such as theft or damage to property.

Sex-Based Harassment

As required by law, the District shall follow the procedures below at Response to Sexual Harassment—Title IX upon a report of sex-based harassment, including sexual harassment, when such allegations, if proved, would meet the definition of sexual harassment under Title IX. [See FFH(LEGAL)]

Sexual Harassment

Sexual harassment is a form of sex discrimination defined as unwelcome sexual advances; requests for sexual favors; sexually motivated physical, verbal, or nonverbal conduct; or other conduct or communication of a sexual nature when:

1. Submission to the conduct is either explicitly or implicitly a condition of an employee's employment, or when submission to or rejection of the conduct is the basis for an employment action affecting the employee; or
2. The conduct is so severe, persistent, or pervasive that it has the purpose or effect of unreasonably interfering with the employee's work performance or creates an intimidating, threatening, hostile, or offensive work environment.

Examples

Examples of sexual harassment may include sexual advances; touching intimate body parts; coercing or forcing a sexual act on another; jokes or conversations of a sexual nature; and other sexually motivated conduct, contact, or communication, including electronic communication.

Reporting Procedures

Any employee who believes that he or she has experienced prohibited conduct or believes that another employee has experienced prohibited conduct should immediately report the alleged acts. The employee may report the alleged acts to his or her supervisor or campus principal.

Alternatively, the employee may report the alleged acts to one of the District officials below.

Definition of District Officials

For the purposes of this policy, District officials are the Title IX coordinator, the ADA/Section 504 coordinator, and the Superintendent.

*Title IX
Coordinator*

Reports of discrimination based on sex, including sexual harassment, may be directed to the designated Title IX coordinator. [See DIA(EXHIBIT)]

EMPLOYEE WELFARE
FREEDOM FROM DISCRIMINATION, HARASSMENT, AND RETALIATION

DIA
(LOCAL)

<i>ADA / Section 504 Coordinator</i>	Reports of discrimination based on disability may be directed to the designated ADA/Section 504 coordinator. [See DIA(EXHIBIT)]
<i>Superintendent</i>	The Superintendent shall serve as coordinator for purposes of District compliance with all other nondiscrimination laws.
Alternative Reporting Procedures	<p>An employee shall not be required to report prohibited conduct to the person alleged to have committed the conduct. Reports concerning prohibited conduct, including reports against the Title IX coordinator or ADA/Section 504 coordinator, may be directed to the Superintendent.</p> <p>A report against the Superintendent may be made directly to the Board. If a report is made directly to the Board, the Board shall appoint an appropriate person to conduct an investigation.</p>
Timely Reporting	To ensure the District's prompt investigation, reports of prohibited conduct shall be made as soon as possible after the alleged act or knowledge of the alleged act.
Notice of Report	<p>Any District supervisor who receives a report of prohibited conduct shall immediately notify the appropriate District official listed above and take any other steps required by this policy.</p> <p>Any District employee who receives a report of prohibited conduct based on sex, including sexual harassment, shall immediately notify the Title IX coordinator.</p>
Investigation of Reports Other Than Title IX	<p>The following procedures apply to all allegations of prohibited conduct other than allegations of harassment prohibited by Title IX. [See FFH(LEGAL)] For allegations of sex-based harassment that, if proved, would meet the definition of sexual harassment under Title IX, see the procedures below at Response to Sexual Harassment—Title IX.</p> <p>The District may request, but shall not require, a written report. If a report is made orally, the District official shall reduce the report to written form.</p>
Initial Assessment	Upon receipt or notice of a report, the District official shall determine whether the allegations, if proved, would constitute prohibited conduct as defined by this policy. If so, the District shall immediately authorize or undertake an investigation, regardless of whether a criminal or regulatory investigation regarding the same or similar allegations is pending.
Interim Action	If appropriate, the District shall promptly take interim action calculated to prevent prohibited conduct during the course of an investigation.

EMPLOYEE WELFARE
FREEDOM FROM DISCRIMINATION, HARASSMENT, AND RETALIATION

DIA
(LOCAL)

District Investigation	<p>The investigation may be conducted by the District official or a designee, such as the campus principal, or by a third party designated by the District, such as an attorney. When appropriate, the principal or supervisor shall be involved in or informed of the investigation.</p> <p>The investigation may consist of personal interviews with the person making the report, the person against whom the report is filed, and others with knowledge of the circumstances surrounding the allegations. The investigation may also include analysis of other information or documents related to the allegations.</p>
Concluding the Investigation	<p>Absent extenuating circumstances, the investigation should be completed within ten District business days from the date of the report; however, the investigator shall take additional time if necessary to complete a thorough investigation.</p> <p>The investigator shall prepare a written report of the investigation. The report shall be filed with the District official overseeing the investigation.</p>
District Action	<p>If the results of an investigation indicate that prohibited conduct occurred, the District shall promptly respond by taking appropriate disciplinary or corrective action reasonably calculated to address the conduct.</p> <p>The District may take action based on the results of an investigation, even if the conduct did not rise to the level of prohibited or unlawful conduct.</p>
Confidentiality	<p>To the greatest extent possible, the District shall respect the privacy of the complainant, persons against whom a report is filed, and witnesses. Limited disclosures may be necessary in order to conduct a thorough investigation and comply with applicable law.</p>
Appeal	<p>A complainant who is dissatisfied with the outcome of the investigation may appeal through DGBA(LOCAL), beginning at the appropriate level.</p> <p>The complainant may have a right to file a complaint with appropriate state or federal agencies.</p>
Response to Sexual Harassment—Title IX	<p>For purposes of the District's response to reports of harassment prohibited by Title IX, definitions can be found in FFH(LEGAL).</p>
General Response	<p>When the District receives notice or an allegation of conduct that, if proved, would meet the definition of sexual harassment under Title IX, the Title IX coordinator shall promptly contact the complainant to:</p>

EMPLOYEE WELFARE
FREEDOM FROM DISCRIMINATION, HARASSMENT, AND RETALIATION

DIA
(LOCAL)

- Discuss the availability of supportive measures and inform the complainant that they are available, with or without the filing of a formal complaint;
- Consider the complainant's wishes with respect to supportive measures; and
- Explain to the complainant the option and process for filing a formal complaint.

The District's response to sexual harassment shall treat complainants and respondents equitably by offering supportive measures to both parties, as appropriate, and by following the Title IX formal complaint process before imposing disciplinary sanctions or other actions that are not supportive measures against a respondent.

If a formal complaint is not filed, the District reserves the right to investigate and respond to prohibited conduct in accordance with Board policies and administrative procedures.

Title IX Formal
Complaint Process

To distinguish the process described below from the District's general grievance policies [see DGBA, FNG, and GF], this policy refers to the grievance process required by Title IX regulations for responding to formal complaints of sexual harassment as the District's "Title IX formal complaint process."

The Superintendent shall ensure the development of a Title IX formal complaint process that complies with legal requirements. [See FFH(LEGAL)] The formal complaint process shall be posted on the District's website. In compliance with Title IX regulations, the District's Title IX formal complaint process shall address the following basic requirements:

1. Equitable treatment of complainants and respondents;
2. An objective evaluation of all relevant evidence;
3. A requirement that the Title IX coordinator, investigator, decision-maker, or any person designated to facilitate an informal resolution process not have a conflict of interest or bias;
4. A presumption that the respondent is not responsible for the alleged sexual harassment until a determination is made at the conclusion of the Title IX formal complaint process;
5. Time frames that provide for a reasonably prompt conclusion of the Title IX formal complaint process, including time frames for appeals and any informal resolution process, and that allow for temporary delays or the limited extension of time frames with good cause and written notice as required by law;

EMPLOYEE WELFARE
FREEDOM FROM DISCRIMINATION, HARASSMENT, AND RETALIATION

DIA
(LOCAL)

6. A description of the possible disciplinary sanctions and remedies that may be implemented following a determination of responsibility for the alleged sexual harassment;
7. A statement of the standard of evidence to be used to determine responsibility for all Title IX formal complaints of sexual harassment;
8. Procedures and permissible bases for the complainant and respondent to appeal a determination of responsibility or a dismissal of a Title IX formal complaint or any allegations therein;
9. A description of the supportive measures available to the complainant and respondent;
10. A prohibition on using or seeking information protected under a legally recognized privilege unless the individual holding the privilege has waived the privilege;
11. Additional formal complaint procedures in 34 C.F.R. 106.45(b), including written notice of a formal complaint, consolidation of formal complaints, recordkeeping, and investigation procedures; and
12. Other local procedures as determined by the Superintendent.

Standard of Evidence

The standard of evidence used to determine responsibility in a Title IX formal complaint of sexual harassment shall be the preponderance of the evidence.

Retaliation

The District prohibits retaliation against an employee who makes a claim alleging to have experienced discrimination or harassment, or another employee who, in good faith, makes a report of harassment or discrimination, files a complaint of harassment or discrimination, serves as a witness, or otherwise participates or refuses to participate in an investigation.

Examples

Examples of retaliation may include termination, refusal to hire, demotion, and denial of promotion. Retaliation may also include threats, intimidation, coercion, unjustified negative evaluations, unjustified negative references, or increased surveillance.

Records Retention

The District shall retain copies of allegations, investigation reports, and related records regarding any prohibited conduct in accordance with the District's records control schedules, but for no less than the minimum amount of time required by law. [See CPC]

[For Title IX recordkeeping and retention provisions, see FFH(LEGAL) and the District's Title IX formal complaint process.]

Irving ISD
057912

EMPLOYEE WELFARE
FREEDOM FROM DISCRIMINATION, HARASSMENT, AND RETALIATION

DIA
(LOCAL)

**Access to Policy and
Procedures**

Information regarding this policy and any accompanying procedures shall be distributed annually to District employees. Copies of the policy and procedures shall be posted on the District's website, to the extent practicable, and readily available at each campus and the District's administrative offices.

POLICY ROUTING FORM

Date: 11/18/2020

Policy: GF (LOCAL)

Type: Local Exhibit Regulation

Action: New Review Amend Delete

Source: Department TASB – Annual TASB Update

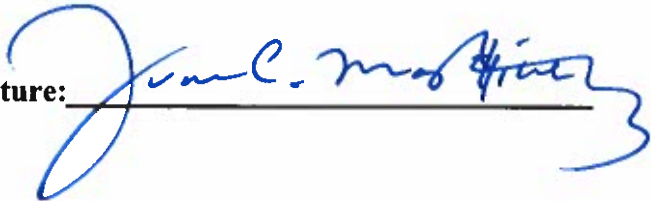
Assigned: Academic Administrative Business Schools Technology

Rational:

A recommended revision specifies that a person filing a complaint regarding refusal of entry to or ejection from property based on Education Code 37.105 shall be permitted to address the board within 90 "calendar" days. This is an exception to how other timelines are calculated in the policy, which are based on "business" days in accordance with how days are defined.

Department

- Accept all recommendations
- Accept some recommendations and include some of my own
- Reject all recommendations and make no changes to the policy
- Request assistance in recommending changes
- Not Applicable changes originated with me

Signature: 

Date: Nov. 30-2020

Submitted to Policy Committee Date: _____

Board 1st Reading Date: _____

Board 2nd Reading Date: _____

Sent to TASB Date: _____

Closed Date: _____

Legal Review/Approval

Policy: GF (LOCAL)

Approved – Send to Policy Committee

Not Approved – Send back to Department (see attached notes)

1st Revision: *[Signature]* **Date:** 11/18/20

Approved – Send to Policy Committee

Not Approved – Send back to Department (see attached notes)

2nd Revision: _____ **Date:** _____

Policy Committee Review

Date: _____

- Approved
- Approved with Revisions
- Not Approved
- Hold

Comments:

Board Review

1st Reading: _____

2nd Reading: _____

Legal Processing

Policy Sent to TASB: _____

Posted to Website: _____

File Updated: _____

Policy Notebook Updated: _____

Complaints

In this policy, the terms “complaint” and “grievance” shall have the same meaning.

Other Complaint Processes

Complaints by members of the public shall be filed in accordance with this policy, except as required by the policies listed below. Some of these policies require appeals to be submitted in accordance with GF after the relevant complaint process:

1. Complaints concerning instructional resources shall be filed in accordance with EF.
2. Complaints concerning a commissioned peace officer who is an employee of the District shall be filed in accordance with CKE.

Complaints regarding refusal of entry to or ejection from District property based on Education Code 37.105 shall be filed in accordance with this policy. However, the timelines shall be adjusted as necessary to permit the complainant to address the Board in person within 90 **calendar** days of filing the initial complaint, unless the complaint is resolved before the Board considers it. [See GKA(LEGAL)]

Guiding Principles

Informal Process

The Board encourages the public to discuss concerns with an appropriate administrator who has the authority to address the concerns. Concerns should be expressed as soon as possible to allow early resolution at the lowest possible administrative level.

Informal resolution shall be encouraged but shall not extend any deadlines in this policy, except by mutual written consent.

Formal Process

An individual may initiate the formal complaint process described below by timely filing a written complaint form.

Even after initiating the formal complaint process, individuals are encouraged to seek informal resolution of their concerns. An individual whose concerns are resolved may withdraw a formal complaint at any time.

The process described in this policy shall not be construed to create new or additional rights beyond those granted by law or Board policy, nor to require a full evidentiary hearing or “mini-trial” at any level.

Freedom from Retaliation

Neither the Board nor any District employee shall unlawfully retaliate against any individual for bringing a concern or complaint.

General Provisions

Filing

Complaint forms and appeal notices may be filed by hand-delivery, email, fax, or U.S. Mail. Hand-delivered filings shall be timely filed if received by the appropriate administrator or designee by the close of business on the deadline.

Filings submitted by e-mail shall be timely filed if they are received by the close of business on the deadline, as indicated by the date/time shown on the electronic communication.

Mail filings shall be timely filed if they are postmarked by U.S. Mail on or before the deadline and received by the appropriate administrator or designated representative no more than three days after the deadline.

Filings submitted by fax shall be timely filed if they are received by the close of business on the deadline, as indicated by the date/time shown on the electronic communication.

Scheduling
Conferences

The District shall make reasonable attempts to schedule conferences at a mutually agreeable time. If the individual fails to appear at a scheduled conference, the District may hold the conference and issue a decision in the individual's absence.

Response

At Levels One and Two, "response" shall mean a written communication to the individual from the appropriate administrator. Responses may be hand-delivered, or sent by electronic communication to the individual's email address of record, or U.S. Mail to the individual's mailing address of record. Mailed responses shall be timely if they are postmarked by U.S. Mail on or before the deadline.

Days

"Days" shall mean District business days, [unless otherwise noted](#). In calculating timelines under this policy, the day a document is filed is "day zero." The following business day is "day one."

Representative

"Representative" shall mean any person who or organization that is designated by an individual to represent the individual in the complaint process.

The individual may designate a representative through written notice to the District at any level of this process. If the individual designates a representative with fewer than three days' notice to the District before a scheduled conference or hearing, the District may reschedule the conference or hearing to a later date, if desired, in order to include the District's counsel. The District may be represented by counsel at any level of the process.

Consolidating
Complaints

Complaints arising out of an event or a series of related events shall be addressed in one complaint. An individual shall not file separate or serial complaints arising from any event or series of events that have been or could have been addressed in a previous complaint.

Untimely Filings

All time limits shall be strictly followed unless modified by mutual written consent.

If a complaint form or appeal notice is not timely filed, the complaint may be dismissed, on written notice to the individual, at any point during the complaint process. The individual may appeal the dismissal by seeking review in writing within ten days from the date of the written dismissal notice, starting at the level at which the complaint was dismissed. Such appeal shall be limited to the issue of timeliness.

Costs Incurred

Each party shall pay its own costs incurred in the course of the complaint.

Complaint and Appeal Forms

Complaints and appeals under this policy shall be submitted in writing on a form provided by the District.

Copies of any documents that support the complaint should be attached to the complaint form. If the individual does not have copies of these documents, they may be presented at the Level One conference. After the Level One conference, no new documents may be submitted by the individual unless the individual did not know the documents existed before the Level One conference.

A complaint or appeal form that is incomplete in any material aspect may be dismissed but may be refiled with all the required information if the refiling is within the designated time for filing.

Level One

Complaint forms must be filed:

1. Within 15 days of the date the individual first knew, or with reasonable diligence should have known, of the decision or action giving rise to the complaint or grievance; and
2. With the lowest level administrator who has the authority to remedy the alleged problem.

If the only administrator who has authority to remedy the alleged problem is the Superintendent or designee, the complaint may begin at Level Two following the procedure, including deadlines, for filing the complaint form at Level One.

If the complaint is not filed with the appropriate administrator, the receiving administrator must note the date and time the complaint form was received and immediately forward the complaint form to the appropriate administrator.

The appropriate administrator shall investigate as necessary and schedule a conference with the individual within ten days after receipt of the written complaint. The administrator may set reasonable time limits for the conference.

Absent extenuating circumstances, the administrator shall provide the individual a written response within ten days following the conference. The written response shall set forth the basis of the decision. In reaching a decision, the administrator may consider information provided at the Level One conference and any other relevant documents or information the administrator believes will help resolve the complaint.

Level Two

If the individual did not receive the relief requested at Level One or if the time for a response has expired, he or she may request a conference with the Superintendent or designee to appeal the Level One decision.

The appeal notice must be filed in writing, on a form provided by the District, within ten days of the date of the written Level One response or, if no response was received, within ten days of the Level One response deadline.

After receiving notice of the appeal, the Level One administrator shall prepare and forward a record of the Level One complaint to the Level Two administrator. The individual may request a copy of the Level One record.

The Level One record shall include:

1. The original complaint form and any attachments.
2. All other documents submitted by the individual at Level One.
3. The written response issued at Level One and any attachments.
4. All other documents relied upon by the Level One administrator in reaching the Level One decision.

The Superintendent or designee shall schedule a conference within ten days after the appeal notice is filed. The conference shall be limited to the issues and documents considered at Level One. At the conference, the individual may provide information concerning any documents or information relied upon by the administration for the Level One decision. The Superintendent or designee may set reasonable time limits for the conference.

The Superintendent or designee shall provide the individual a written response within ten days following the conference. The written response shall set forth the basis of the decision. In reaching a decision, the Superintendent or designee may consider the Level One record, information provided at the Level Two conference, and any other relevant documents or information the Superintendent or designee believes will help resolve the complaint.

Recordings of the Level One and Level Two conferences, if any, shall be maintained with the Level One and Level Two records.

Level Three

If the individual did not receive the relief requested at Level Two or if the time for a response has expired, he or she may appeal the decision to the Board.

The appeal notice must be filed in writing, on a form provided by the District, within ten days of the date of the written Level Two response or, if no response was received, within ten days of the Level Two response deadline.

The Superintendent or designee shall inform the individual of the date, time, and place of the Board meeting at which the complaint will be on the agenda for presentation to the Board.

The Superintendent or designee shall provide the Board the record of the Level Two appeal. The individual may request a copy of the Level Two record.

The Level Two record shall include:

1. The Level One record.
2. The notice of appeal from Level One to Level Two.
3. The written response issued at Level Two and any attachments.
4. All other documents relied upon by the administration in reaching the Level Two decision.

The appeal shall be limited to the issues and documents considered at Level Two, except that if at the Level Three hearing the administration intends to rely on evidence not included in the Level Two record, the administration shall provide the individual notice of the nature of the evidence at least three days before the hearing.

The District shall determine whether the complaint will be presented in open or closed meeting in accordance with the Texas Open Meetings Act and other applicable law. [See BE]

The presiding officer may set reasonable time limits and guidelines for the presentation, including an opportunity for the individual and administration to each make a presentation and provide rebuttal and an opportunity for questioning by the Board. The Board shall hear the complaint and may request that the administration provide an explanation for the decisions at the preceding levels.

In addition to any other record of the Board meeting required by law, the Board shall prepare a separate record of the Level Three

presentation. The Level Three presentation, including the presentation by the individual or his or her representative, any presentation from the administration, and questions from the Board with responses, shall be recorded by audio recording, video/audio recording, or court reporter.

The Board shall then consider the complaint. It may give notice of its decision orally or in writing at any time up to and including the next regularly scheduled Board meeting. If the Board does not make a decision regarding the complaint by the end of the next regularly scheduled meeting, the lack of a response by the Board upholds the administrative decision at Level Two.

Complaints

In this policy, the terms “complaint” and “grievance” shall have the same meaning.

Other Complaint Processes

Complaints by members of the public shall be filed in accordance with this policy, except as required by the policies listed below. Some of these policies require appeals to be submitted in accordance with GF after the relevant complaint process:

1. Complaints concerning instructional resources shall be filed in accordance with EF.
2. Complaints concerning a commissioned peace officer who is an employee of the District shall be filed in accordance with CKE.

Complaints regarding refusal of entry to or ejection from District property based on Education Code 37.105 shall be filed in accordance with this policy. However, the timelines shall be adjusted as necessary to permit the complainant to address the Board in person within 90 calendar days of filing the initial complaint, unless the complaint is resolved before the Board considers it. [See GKA(LEGAL)]

Guiding Principles

Informal Process

The Board encourages the public to discuss concerns with an appropriate administrator who has the authority to address the concerns. Concerns should be expressed as soon as possible to allow early resolution at the lowest possible administrative level.

Informal resolution shall be encouraged but shall not extend any deadlines in this policy, except by mutual written consent.

Formal Process

An individual may initiate the formal complaint process described below by timely filing a written complaint form.

Even after initiating the formal complaint process, individuals are encouraged to seek informal resolution of their concerns. An individual whose concerns are resolved may withdraw a formal complaint at any time.

The process described in this policy shall not be construed to create new or additional rights beyond those granted by law or Board policy, nor to require a full evidentiary hearing or “mini-trial” at any level.

Freedom from Retaliation

Neither the Board nor any District employee shall unlawfully retaliate against any individual for bringing a concern or complaint.

General Provisions

Filing

Complaint forms and appeal notices may be filed by hand-delivery, email, fax, or U.S. Mail. Hand-delivered filings shall be timely filed if received by the appropriate administrator or designee by the close of business on the deadline.

	<p>Filings submitted by e-mail shall be timely filed if they are received by the close of business on the deadline, as indicated by the date/time shown on the electronic communication.</p> <p>Mail filings shall be timely filed if they are postmarked by U.S. Mail on or before the deadline and received by the appropriate administrator or designated representative no more than three days after the deadline.</p> <p>Filings submitted by fax shall be timely filed if they are received by the close of business on the deadline, as indicated by the date/time shown on the electronic communication.</p>
Scheduling Conferences	<p>The District shall make reasonable attempts to schedule conferences at a mutually agreeable time. If the individual fails to appear at a scheduled conference, the District may hold the conference and issue a decision in the individual's absence.</p>
Response	<p>At Levels One and Two, "response" shall mean a written communication to the individual from the appropriate administrator. Responses may be hand-delivered, or sent by electronic communication to the individual's email address of record, or U.S. Mail to the individual's mailing address of record. Mailed responses shall be timely if they are postmarked by U.S. Mail on or before the deadline.</p>
Days	<p>"Days" shall mean District business days, unless otherwise noted. In calculating timelines under this policy, the day a document is filed is "day zero." The following business day is "day one."</p>
Representative	<p>"Representative" shall mean any person who or organization that is designated by an individual to represent the individual in the complaint process.</p> <p>The individual may designate a representative through written notice to the District at any level of this process. If the individual designates a representative with fewer than three days' notice to the District before a scheduled conference or hearing, the District may reschedule the conference or hearing to a later date, if desired, in order to include the District's counsel. The District may be represented by counsel at any level of the process.</p>
Consolidating Complaints	<p>Complaints arising out of an event or a series of related events shall be addressed in one complaint. An individual shall not file separate or serial complaints arising from any event or series of events that have been or could have been addressed in a previous complaint.</p>
Untimely Filings	<p>All time limits shall be strictly followed unless modified by mutual written consent.</p>

If a complaint form or appeal notice is not timely filed, the complaint may be dismissed, on written notice to the individual, at any point during the complaint process. The individual may appeal the dismissal by seeking review in writing within ten days from the date of the written dismissal notice, starting at the level at which the complaint was dismissed. Such appeal shall be limited to the issue of timeliness.

Costs Incurred

Each party shall pay its own costs incurred in the course of the complaint.

Complaint and Appeal Forms

Complaints and appeals under this policy shall be submitted in writing on a form provided by the District.

Copies of any documents that support the complaint should be attached to the complaint form. If the individual does not have copies of these documents, they may be presented at the Level One conference. After the Level One conference, no new documents may be submitted by the individual unless the individual did not know the documents existed before the Level One conference.

A complaint or appeal form that is incomplete in any material aspect may be dismissed but may be refiled with all the required information if the refiling is within the designated time for filing.

Level One

Complaint forms must be filed:

1. Within 15 days of the date the individual first knew, or with reasonable diligence should have known, of the decision or action giving rise to the complaint or grievance; and
2. With the lowest level administrator who has the authority to remedy the alleged problem.

If the only administrator who has authority to remedy the alleged problem is the Superintendent or designee, the complaint may begin at Level Two following the procedure, including deadlines, for filing the complaint form at Level One.

If the complaint is not filed with the appropriate administrator, the receiving administrator must note the date and time the complaint form was received and immediately forward the complaint form to the appropriate administrator.

The appropriate administrator shall investigate as necessary and schedule a conference with the individual within ten days after receipt of the written complaint. The administrator may set reasonable time limits for the conference.

Absent extenuating circumstances, the administrator shall provide the individual a written response within ten days following the conference. The written response shall set forth the basis of the decision. In reaching a decision, the administrator may consider information provided at the Level One conference and any other relevant documents or information the administrator believes will help resolve the complaint.

Level Two

If the individual did not receive the relief requested at Level One or if the time for a response has expired, he or she may request a conference with the Superintendent or designee to appeal the Level One decision.

The appeal notice must be filed in writing, on a form provided by the District, within ten days of the date of the written Level One response or, if no response was received, within ten days of the Level One response deadline.

After receiving notice of the appeal, the Level One administrator shall prepare and forward a record of the Level One complaint to the Level Two administrator. The individual may request a copy of the Level One record.

The Level One record shall include:

1. The original complaint form and any attachments.
2. All other documents submitted by the individual at Level One.
3. The written response issued at Level One and any attachments.
4. All other documents relied upon by the Level One administrator in reaching the Level One decision.

The Superintendent or designee shall schedule a conference within ten days after the appeal notice is filed. The conference shall be limited to the issues and documents considered at Level One. At the conference, the individual may provide information concerning any documents or information relied upon by the administration for the Level One decision. The Superintendent or designee may set reasonable time limits for the conference.

The Superintendent or designee shall provide the individual a written response within ten days following the conference. The written response shall set forth the basis of the decision. In reaching a decision, the Superintendent or designee may consider the Level One record, information provided at the Level Two conference, and any other relevant documents or information the Superintendent or designee believes will help resolve the complaint.

Recordings of the Level One and Level Two conferences, if any, shall be maintained with the Level One and Level Two records.

Level Three

If the individual did not receive the relief requested at Level Two or if the time for a response has expired, he or she may appeal the decision to the Board.

The appeal notice must be filed in writing, on a form provided by the District, within ten days of the date of the written Level Two response or, if no response was received, within ten days of the Level Two response deadline.

The Superintendent or designee shall inform the individual of the date, time, and place of the Board meeting at which the complaint will be on the agenda for presentation to the Board.

The Superintendent or designee shall provide the Board the record of the Level Two appeal. The individual may request a copy of the Level Two record.

The Level Two record shall include:

1. The Level One record.
2. The notice of appeal from Level One to Level Two.
3. The written response issued at Level Two and any attachments.
4. All other documents relied upon by the administration in reaching the Level Two decision.

The appeal shall be limited to the issues and documents considered at Level Two, except that if at the Level Three hearing the administration intends to rely on evidence not included in the Level Two record, the administration shall provide the individual notice of the nature of the evidence at least three days before the hearing.

The District shall determine whether the complaint will be presented in open or closed meeting in accordance with the Texas Open Meetings Act and other applicable law. [See BE]

The presiding officer may set reasonable time limits and guidelines for the presentation, including an opportunity for the individual and administration to each make a presentation and provide rebuttal and an opportunity for questioning by the Board. The Board shall hear the complaint and may request that the administration provide an explanation for the decisions at the preceding levels.

In addition to any other record of the Board meeting required by law, the Board shall prepare a separate record of the Level Three

presentation. The Level Three presentation, including the presentation by the individual or his or her representative, any presentation from the administration, and questions from the Board with responses, shall be recorded by audio recording, video/audio recording, or court reporter.

The Board shall then consider the complaint. It may give notice of its decision orally or in writing at any time up to and including the next regularly scheduled Board meeting. If the Board does not make a decision regarding the complaint by the end of the next regularly scheduled meeting, the lack of a response by the Board upholds the administrative decision at Level Two.

DECEMBER 2020 REPORT FROM DIVISION OF BUSINESS SERVICES

TAX OFFICE

Total Tax Collections for November 2020 are \$8,721,821.

	<u>NOVEMBER 2020</u>	<u>YEAR TO DATE</u>
Current Year	\$ 8,649,539	\$ 13,920,374
Delinquent	31,261	261,062
Penalty & Interest	40,983	340,123
Other	38	409
Total	<u>\$ 8,721,821</u>	<u>\$ 14,521,968</u>

BUSINESS SERVICES

Payroll for November 2020 was paid as follows:

	<u>GROSS PAY</u>	<u>BENEFITS</u>	<u>TOTAL</u>
Local Maintenance	\$ 19,058,645	\$ 3,966,453	\$ 23,025,098
Special Revenue	2,091,611	455,881	2,547,492
Total	<u>\$ 21,150,256</u>	<u>\$ 4,422,334</u>	<u>\$ 25,572,590</u>

INVESTMENT EARNINGS REPORT

	<u>OCTOBER 2020</u>	<u>YEAR TO DATE</u>
Local Maintenance	\$ 23,065	\$ 46,621
Federal Programs	1,966	6,811
Interest & Sinking	2,156	5,091
Capital Projects		
Internal Service	314	744
Total All Funds	<u>\$ 27,500</u>	<u>\$ 59,267</u>

MEMO

TO: Gary Micinski, CFO
FROM: Cher Elzy, Director Tax Operations
SUBJECT: Monthly Tax Report
DATE: December 14, 2020

Attached for your consideration is the collection activity for the month of November 2020.

Our monthly collections for November reflect \$31,261 in delinquent collections and \$8,649,539 in current collections and \$40,983 in penalty and interest. Adjustments made (\$745,930) in changes to delinquent tax years and \$11,557,414 in changes made to current year. Our current year (2020) reflects a beginning roll of \$182,761,680. Total ending receivable balance for all years is \$189,999,136 for the month of October 2020.

**IRVING INDEPENDENT SCHOOL DISTRICT
NOVEMBER 2020
TAX COLLECTION REPORT**

IISD:

	M-T-D FY 2019-2020	M-T-D FY 2020-2021	Y-T-D FY 2019-2020	Y-T-D FY 2020-2021
Current Year	7,263,943.21	8,649,538.97	13,763,042.98	13,920,373.85
Delinquent	(6,565.37)	31,261.18	152,395.37	261,061.93
Penalty & Interest	57,311.71	40,982.70	232,215.95	340,123.30
Other	92.30	38.59	360.83	409.31
Sub-Total	7,314,781.85	8,721,821.44	14,148,015.13	14,521,968.39

Revenue year-to-date
compared to prior fiscal year 373,953.26

OTHER COLLECTIONS:

Research Fees	0.00	572.00
Attorney Fees	22,353.90	279,370.87
Court Costs	0.00	0.00
Rendition Penalty	657.84	1,133.57

REFUNDS:

	5,169.00	(905.48)
Total Collections	8,750,002.18	14,802,139.35


ACTIVITY SUMMARY:

	FY 2019-2020	FY 2020-2021
Collection Percentage Current Year Compared to Prior Year	7.37%	7.16%

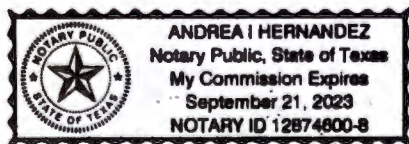
RECEIVABLES YEAR-TO-DATE SUMMARY


	Current Year	Prior Years	Total Tax Receivables
Beginning Balance	182,761,679.51	7,978,941.94	190,740,621.45
Adjustments	11,557,414.14	(745,929.72)	10,811,484.42
Levy Paid	13,920,373.85	261,061.93	14,181,435.78
Ending Balance	180,398,719.80	6,971,950.29	187,370,670.09

I hereby certify the above report of tax collections to be true and accurate accounting of the revenues collected for as of the above report date according to and to the extent of the records of my office.


 Cheryl Elzy, Tax Assessor/Collector RTA

Signed and sworn before me this 18th day of December, 2020




 Andrea I Hernandez
 Notary Public, State of Texas

2021-2021 INVESTMENT INTEREST EARNINGS

FUNDS

	SEP 2020	OCT 2020	NOV 2020	QUARTERLY TOTAL
LOCAL MAINTENANCE	\$23,556	\$23,065		\$46,621
FEDERAL PROGRAMS	4,845	1,966		6,811
INTEREST & SINKING	2,935	2,156		5,091
CAPITAL PROJECTS				0
INTERNAL SERVICE	430	314		744
TOTAL ALL FUNDS	\$31,767	\$27,500	\$0	\$59,267

% CHANGE FROM PRIOR MONTH/QUARTER -79.84% -13.43% -100.00% -86.71%

	DEC 2020	JAN 2021	FEB 2021	QUARTERLY TOTAL
GENERAL OPERATING				\$0
FEDERAL PROGRAMS				0
INTEREST & SINKING				0
CAPITAL PROJECTS				0
INTERNAL SERVICE				0
TOTAL ALL FUNDS	\$0	\$0	\$0	\$0

% CHANGE FROM PRIOR MONTH/QUARTER #DIV/0! #DIV/0! #DIV/0! -100.00%

	MAR 2021	APR 2021	MAY 2021	QUARTERLY TOTAL
GENERAL OPERATING				\$0
FEDERAL PROGRAMS				0
INTEREST & SINKING				0
CAPITAL PROJECTS				0
INTERNAL SERVICE				0
TOTAL ALL FUNDS	\$0	\$0	\$0	\$0

% CHANGE FROM PRIOR MONTH/QUARTER #DIV/0! #DIV/0! #DIV/0!

	JUN 2021	JUL 2021	AUG 2021	QUARTERLY TOTAL
GENERAL OPERATING				\$0
FEDERAL PROGRAMS				0
INTEREST & SINKING				0
CAPITAL PROJECTS				0
INTERNAL SERVICE				0
TOTAL ALL FUNDS	\$78,153	\$0	\$0	\$78,153

% CHANGE FROM PRIOR MONTH/QUARTER #DIV/0! -100.00% #DIV/0!

	YEAR TO DATE TOTAL		
ALL FUNDS			
GENERAL OPERATING			\$46,621
FEDERAL PROGRAMS			6,811
INTEREST & SINKING			5,091
CAPITAL PROJECTS			0
INTERNAL SERVICE			744
GRAND TOTAL ALL FUNDS			\$59,267

	2019-2020			2018-2019		
	SEP 2019-OCT 2019	AMOUNT CHANGE	PERCENTAGE CHANGE	SEP 2018-OCT 2018	AMOUNT CHANGE	PERCENTAGE CHANGE
ALL FUNDS						
GENERAL OPERATING	\$392,378	(\$345,757)	-88.12%	\$355,189	(\$308,568)	-86.87%
FEDERAL PROGRAMS	87,351	(80,540)	-92.20%	22,293	(\$15,482)	-69.45%
INTEREST & SINKING	60,883	(55,792)	-91.64%	19,987	(\$14,896)	-74.53%
CAPITAL PROJECTS	-	-	-	38,022	(\$38,022)	-100.00%
INTERNAL SERVICE	7,410	(6,666)	-89.96%	5,487	(\$4,743)	-86.44%
GRAND TOTAL ALL FUNDS	\$548,022	(\$488,755)	-89.19%	\$440,978	(\$381,711)	-86.56%

TOTAL PORTFOLIO AS OF OCT		INCREASE/ (DECREASE) FROM PRIOR YEAR	CD AVERAGE INTEREST YIELD	LGIP AVERAGE INTEREST YIELD	AGENCY AVERAGE INTEREST YIELD	TOTAL AVERAGE INTEREST YIELD
2020	160,560,818	(23,927,141)	---	2.110	1.970	1.997
2019	184,487,960	19,149,625	---	1.146	1.908	1.190
2018	165,338,335	(753,634)	---	0.587	1.792	0.719
2017	166,091,969	9,337,108	---	0.110	1.722	0.287
2016	156,754,861	(11,837,510)	---	0.085	1.432	0.319
2015	168,592,371	(1,768,373)	0.364	0.093	0.984	0.168
2014	170,360,744	(11,023,459)	1.11	0.209	0.740	0.357
2013	181,384,203	(16,696,284)	1.240	0.132	---	0.277
2012	198,080,487	5,920,491	1.777	0.273	1.446	0.579
2011	192,159,996					

REPORT FROM FACILITIES & SCHOOL SUPPORT SERVICES

Facilities and Operations Department

A total of 2066 work orders have been completed from November 1, 2020 through November 31, 2020. This includes 1943 corrective work orders and 123 preventive work orders.

Document Services

Laserfiche – In November, we processed 10 Record Center requests.

Public Information – In November, 12 requests were opened (3 are still being processed and 8 were completed). During the 2020-2021 school year, we have received 102 requests (94 have been closed and 8 are open for various reasons, including AG rulings).

Student Records – In November, 321 student records requests were received and 238 were completed.

Print Shop – 121 orders were received and 64 were completed; 48 of these jobs included color printing and 16 jobs were black and white print only. We did not have any high-volume jobs.

Mail Center – Processed 11,347 pieces of U.S. mail for total charges of \$6,130.65 and 24 packages for a total of \$354.31.

Work Orders – In November, we closed 19 work orders. We received a total of 11 new requests:

- Deliver Shred Console/Container – Total 0
- Destruction Approval/Shredding – Total 6
- Shred Consoles Emptied – Total 11
- New Transfers to Records Center – Total 2
- Other – Total 0

Processed work orders submitted for the crafts of Document Management, Records Management:

- Document Management – 99 work orders have been completed in FY 2020/2021 with an average completion of 72 days. Document Services completed 18.8%, Building Managers 5% and Warehouse 76.2%.

- Records Management – 1,513 work orders have been completed in FY 2020/2021 with an average completion of 7 days. Warehouse completed 100%.

Maintenance - The Maintenance Department maintains critical infrastructure in the following areas. Electrical, HVAC, Plumbing, Preventive Maintenance, Fire Safety Equipment, Kitchen Equipment, Elevators, P. A's, Carpentry, Roofing, Painting and Locks and Keys.

The Utilities Section – The team completed 258 work orders during the month of November. HVAC section is checking heat exchanger for cracks. The electrical section is working on parking lot pole light and emergency lighting fixtures at Nimitz.

The Structural Section – The team completed 212 work orders during the month of November. The Painting section is working at Special Ed Annex to refresh the office areas.

The Grounds Section – In November, the Grounds Department worked on maintaining each campus continually to achieve a well-maintained district heading into winter. We planted rye seed on all middle school athletic game fields to prepare for the upcoming sports season throughout the winter. We have begun trimming all district trees and repair all district fences. We worked cooperatively with different departments throughout the month to complete various large projects. All crews exceeded expectations. The small engine shop continued to repair tractors and golf carts to keep our crews productive for the athletic programs. Our vehicle mechanic serviced and repaired numerous vehicles in our 128-vehicle fleet to ensure all vehicles were ready when needed.

Regulatory Compliance, IPM and Safety – In November, we continued to stress to all employees the importance of safety to minimize the risk of exposure to Covid-19. We always stress constantly the need to social distance and wear a mask around others to reduce the spread of the virus. We presented a distracted driving video and presentation through email to our employees. We performed several bee removals at numerous locations. We successfully transferred the hives without harming the bees. We had a rise in the number of pest control work orders due to open windows throughout the district. Environmental Remediation Cleaning was performed at numerous campuses. Facilities continues to stress to personnel the importance of using personal protective equipment while working especially face mask, hand sanitization, and proper social distance. We continue to train our employees in the SchoolDude work-order system. We have also been treating several wasp nests in-house to better serve the students and staff. We also teamed with building managers, HVAC department, structural department, and health services department to ensure that we are providing the best indoor air quality for our staff and students.

Operations – The Operations Department has completed 547 work orders for the month of November. The Operations Department will be conducting a deep clean of all Facilities

over the holiday break. The Operations Department would like to say Congratulations to Catalino Benitez the Night Lead at Kinkeade as being District Employee of the month.

Warehouse –

- Routine Custodial, Food Service, Health Services, and Maintenance Orders for the month of November 325 total orders pulled and posted in MUNIS, School Dude, and Primero.
- 99.15% average delivery time in one day.
- Routine Delivery, Warehouse, Surplus, Document Management Work Orders for the month of November is 386 total work orders closed. This includes 219 work orders for Document Services and 167 work orders for Delivery, Warehouse, and Surplus.

The Warehouse supported various campus operations, such as, Hands on Science Center, Food Service & Nutrition, Records Department, Mail Services, Operations Department, CTE Department, Library Services, and Physical Education Department by providing deliveries, pickups, and completing work orders. Additionally, we have supported the Custodial staff by pulling PPE material such as mask, face shields, and desk shields throughout the district.