

IRVING INDEPENDENT SCHOOL DISTRICT

Regular - BOARD OF TRUSTEES
7:00 PM

Irving ISD Board Room
2621 West Airport Freeway
Irving, TX 75062
Monday, April 27, 2020

A G E N D A

I. CALL TO ORDER FOR 7:00 P.M. REGULAR BOARD MEETING

II. FIRST ORDER OF BUSINESS

- A. Announcement by the chairperson whether a quorum is present, and that the meeting has been duly called, and that notice of the meeting has been posted in accordance with the Texas open Meetings Act, Texas Government Code Chapter 551.
- B. Invocation - Pastor Travis Endsley
- C. Pledge of Allegiance to the American and Texas Flags (J. Haley Elementary)
- D. Recognition of Teacher of the Month 5
- E. Recognition of Employee of the Month 6
- F. Recognition of Guest Educator of the Month 7
- G. Special Recognitions
- H. Public Comment

Individuals wishing to address the Board on agenda items or make comments regarding issues not on the agenda will be heard at this time.

- A. Non-Agenda Related Topics
- B. Agenda Related Topics

III. ACTION ITEMS

- A. Consider Approval of Consent Agenda Items
 - 1. Consider Approval of Minutes of Board Work Session on Wednesday, April 1, 2020, and Regular Board Meeting on Wednesday, April 1, 2020 (M. Hernandez) 8
 - 2. Consider Approval of Financial Statement for February 2020 (R. Randle) 17

3. Consider Approval of Resolution and Order No. 19-20-16 Authorizing April Amendment to the 2019-2020 Budget (R. Randle)	42
4. Consider Approval of Resolution and Order No. 19-20-17 Approving Supplements to Irving ISD Tax Rolls (R. Randle)	55
5. Consider Approval of Item No. 2020-24 Approving the Renewal of Award for Request for Proposal (RFP) # 17-23-883 and RFP # 17-23-883B for the Purchase of Career and Technical Education (CTE) Programs, Services and Instructional Supplies (J. Pilgrim)	103
6. Consider Approval of Item No. 2020-25 Approving the Renewal of Award for Request for Proposal (RFP) # 18-07-914C for Concrete Patching, Paving and Curbs (J. Scrivner/J. Pilgrim)	108
7. Consider Approval of a Motion to Approve the Position of Director of Taxation (Tax Assessor/Collector) to Prepare the Irving ISD Tax Rate Calculation Worksheets and any Related Matters (G. Micinski)	112
8. Consider Acceptance of Gifts and Donations to the District (G. Micinski)	113
B. Consider Approval of 2020-2021 School Board Meetings Schedule (M. Hernandez)	116
C. Consider Approval of Resolution No. 19-20-08 Ordering an Election of the Qualified Voters of the Irving Independent School District on November 3, 2020, for the Purpose of Electing Two Trustees to the Board for said District (D. Bunger)	119
D. Consider Approval of First Reading of Proposed Revisions to the Local Policies as Applicable Per Department Updates and TASB Updates 114: DEC (LOCAL) Compensation and Benefits – Leave and Absences; CDA (LOCAL) – Other Revenues – Investments; FDE (LOCAL) Admissions – School Safety Transfer (D. Bunger)	129
E. Consider Approval of Second Reading of Proposed Revisions to the Local Policies as Applicable Per Department Updates and TASB Updates 114: EHBB (LOCAL) Special Programs- Gifted and Talented Students; CQ (LOCAL) Technology Resources; CQB (LOCAL) Technology Resources – Cybersecurity; CKC (LOCAL) Safety Program/Risk Management – Emergency Plan; CKE (LOCAL) Safety Program/Risk Management – Security Personnel; FFAA (LOCAL) Wellness and Health Services – Physical Examinations; FFB (LOCAL) Student Welfare – Crisis Intervention; FFBA (LOCAL) Crisis Intervention – Trauma-informed Care; FL (LOCAL) Student Records; GKA (LOCAL) Community Relations – Conduct on School Premises; DNA (LOCAL) Performance Appraisal – Evaluation of Teachers; DMA (LOCAL) Professional Development – Required Staff Development (D. Bunger)	131

- F. Consider Approval of the Renewal of Probationary and Term Contracts of Employment of Administrative Professional, Certified and Non-Certified Employees as listed on Exhibit F (J. Porter) 134
- G. Consider Approval of the Renewal of Probationary and Term Contracts of Employment for the Employees Recommended by the Superintendent of Schools as listed on Exhibit G (J. Porter) 136

IV. **OTHER BUSINESS**

A. Written Reports

1. Division Reports

- a. Business Services 138
- b. Human Resources
- c. Support Services 142

B. Announcements

1. Administration

- a. Superintendent Announcement(s)

2. Board of Trustees

- a. Individual Trustee Report IISD on Student Activity Event.

V. **EXECUTIVE SESSION**

A. Section 551.071 - To seek the advice of the Board's attorney about:

- 1. Pending or Contemplated Litigation, Settlement Offer, or Matter Under Investigation
- 2. A Matter in Which the Professional Duty of the Attorney to the Board Conflicts with the Applicable Provisions of the Texas Open Meetings Act.

B. Section 551.072 - To deliberate the purchase, exchange, sale, lease or value of real property if such deliberation in open session would have a detrimental effect on the Board's position in negotiations with a third party.

C. Section 551.074 - To deliberate the appointment, employment, resignation, evaluation, reassignment, proposed nonrenewals, termination, duties, discipline, or dismissal of a public officer or employee; or to hear a complaint or charge against an officer or employee.

- 1. Discuss and Consider Renewal of Probationary and Term Contracts of Employment of Administrative Professional, Certified and Non-Certified Employees as listed on Exhibit F

2. Discuss and Consider Approval of the Renewal of Probationary and Term Contracts of Employment for the Employees Recommended by the Superintendent of Schools as listed on Exhibit G

VI. **RECONVENE** from Closed Meeting for Action Relative to Items Covered in Such Meeting.

- A. Consider Action by the Board Related to Pending or Contemplated Litigation, Settlement Offer, or Matter Under Investigation
- B. Consider Action by the Board on Purchase, Exchange, Lease or Sale of Real Property
- C. Consider Action Regarding Public Officer(s) or Employee(s) Considered in Executive Session as Authorized by Section 551.074, Texas Government Code
 1. Consider and Take Possible Action to Approve Renewal of Probationary and Term Contracts of Employment of Administrative Professional, Certified and Non-Certified Employees as listed on Exhibit F
 2. Consider and Take Possible Action to Approve the Renewal of Probationary and Term Contracts of Employment for the Employees Recommended by the Superintendent of Schools as listed on Exhibit G

VII. **ADJOURNMENT**

TEACHER OF THE MONTH April 2020

Viola Rodriguez is a Master teacher that greatly contributes to the academic success of our school. She also heads the PBIS committee, is in charge of morning announcements, leads a Destination Imagination Team, is the grade-level chair, and a member of the ILT+ team.

Most importantly, Ms. Rodriguez truly cares about her students and her vocation! She expects nothing less than excellence from her students and herself every day, and she ensures that EVERY student is making progress in her classroom. Ms. Rodriguez constantly determines the instruction and resources needed to meet the students where they are, in order to bridge gaps and get them college ready. She embraces Elliott's mission for ALL students. The students definitely grow under this awesome Irving ISD Teacher of the Month.

EMPLOYEE OF THE MONTH April 2020

Deisi Castillo plays a vital role at Schulze Elementary as the front office receptionist. When parents, staff, students, and district employees arrive at the front office, they are met with a kind, warm greeting by Ms. Castillo.

Ms. Castillo is very organized and efficient, which helps the office run smoothly. She is also an integral part of the culture and climate of the Schulze community. When a student at Schulze earns a Dream BIG ticket for excellent behavior, they bring the ticket to the office and give it to Ms. Castillo. She gets so excited for them as they get to spin the Dream BIG wheel. The reason this process is so successful is because Ms. Castillo keeps it running smoothly, and she keeps it fun for students.

Ms. Castillo exudes kindness and warmth to all those she encounters. She truly deserves the honor of being the Irving ISD employee of the month.

GUEST EDUCATOR OF THE MONTH April 2020

Dr. Karen Post is an extremely talented educator who has served Barton students in many capacities over the years. She has taught multiple grade levels and content areas, and has served and grown Barton students for several years. Since retiring, Dr. Post has continued to serve Barton students by filling in for teachers and becoming our most trusted guest educator.

Dr. Post is AMAZING! She puts students first and the students look forward to having her here on campus. Dr. Post is dependable, takes initiative and is always willing to help! She is truly committed to the success of ALL students. Barton students and staff love Dr. Post and know they are in excellent hands when she is in their classroom!



CONSENT AGENDA ITEM
4/27/2020

TOPIC:

Consider Approval of Minutes of Board Work Session on Wednesday, April 1, 2020 and Regular Board meeting on Wednesday, April 1, 2020.

SUBMITTED BY: Magda Hernandez, Superintendent

BACKGROUND:

The Irving Independent School District Board of Trustees held a Board Work Session on Wednesday, April 1, 2020 and Regular Board meeting on Wednesday, April 1, 2020. The minutes of each said meeting are hereby presented to the Board for review and approval.

ADMINISTRATIVE RECOMMENDATION:

Approve Minutes of Board Work Session on Wednesday, April 1, 2020 and Regular Board meeting on Wednesday, April 1, 2020.

RECOMMENDED BOARD MOTION:

I move for Board approval of the minutes of Board Work Session on Wednesday, April 1, 2020 and Regular Board meeting on Wednesday, April 1, 2020.

Additional Agenda Sheets Attached: Yes No

Attachments:

- Minutes of Board Work Session on Wednesday, April 1, 2020
- Minutes of Regular Board Meeting on Wednesday, April 1, 2020

AGENDA SHEET

Meeting Date:12/16/2019

Topic: Consider Approval of Minutes of Board Work Session on Monday, November 11, 2019 and Regular Board meeting on Monday, November 18, 2019.

**IRVING INDEPENDENT SCHOOL DISTRICT
 WORK SESSION - BOARD OF TRUSTEES
 6:00 P.M.
 Via Video Conference
 Monday, April 1, 2020**

Call to Order The work session was called to order by President A.D. Jenkins at 6:30 p.m. The invocation was given by A.D. Jenkins.

MEMBERS A.D. Jenkins, President
 PRESENT: Randy Randle, Vice President
 Nell Anne Hunt, Secretary
 Pamela Campbell
 Tony Grimes
 Nuzhat Hye
 Dr. Rosemary Robbins

ALSO Magda Hernandez, Superintendent
 PRESENT: Dr. Juan Carlos Martinez, Deputy Superintendent
 Dr. Jackie Gorena, Chief of Learning Services
 Dr. Andre Smith, Chief of Schools
 Gary Micinski, Chief Financial Officer
 Alvin McQuarters, Chief of Technology and Innovation
 Dr. Nicole Mansell, Chief of Marketing and
 Communications
 David Bunker, District General Council
 Dr. Lance Campbell, Assistant Chief of High Schools
 Curtis Mauricio, Assistant Chief of Middle Schools
 Fernando Natividad, Assistant Chief of Finance and
 Federal Programs
 Dr. Jeannine Porter, Chief of Employee Services
 Jim Scrivner, Executive Director of Facilities & School
 Support Services
 Dr. Whit Johnstone, Executive Director of Planning,
 Evaluation and Research
 Julie Miller, Executive Director of Curriculum and
 Instruction
 Dr. Shannon Cole, Director of Professional Learning
 Jerome Pilgrim, Director of Purchasing
 Steve Franks, Director of Business Operations
 Meritza Webb, Director Risk Management
 Ernest Rivera, Special Assistant to Deputy
 Superintendent
 Karen Edwards, Executive Assistant

VISITORS: Dr. J. Don George, Pastor Calvary Church

Receive Magda Hernandez, Superintendent of Schools gave a presentation on the
 Presentation on the state of the district regarding COVID-19 and distance learning. The
 State of the District presentation included executive orders put in place with spread of COVID-19,
 Regarding COVID- district learning progress, working from home, Learning Services support,
 19 and Distance distribution of devices, meals served, communication campaign, outreach
 Learning from community, and following the CDC guidelines.

Receive Report on Dr. Whit Johnstone, Executive Director Planning, Evaluation and Research an
 2018-2019 Texas Chief of High Schools and Academic Support Services, gave an overview and
 Academic Performance Reports (TAPR) for districts and individual schools. The annual
 Performance of information on student performance, special program participation, student
 Report (TAPR) and district finance.

Discussion of
Regular Board
Meeting Agenda
Matters

Discussion took place on the April 1, 2020, Regular Meeting Agenda matters.

The work session adjourned at 7:11 p.m.

**IRVING INDEPENDENT SCHOOL DISTRICT
REGULAR MEETING - BOARD OF TRUSTEES
7:00 P.M.
VIA WEB CONFERENCE
Monday, April 1, 2020**

Call to Order
Regular Meeting

The meeting was called to order by President A.D. Jenkins at 7:16 p.m. He announced that a quorum was present and that the meeting had been duly called, and that notice of the meeting had been posted in accordance with the Texas Open Meetings Act, Texas Government Code Chapter 551.

MEMBERS A.D. Jenkins, President
PRESENT: Randy Randle, Vice President
Nell Anne Hunt, Secretary
Pamela Campbell
Tony Grimes
Nuzhat Hye
Dr. Rosemary Robbins

ALSO Magda Hernandez, Superintendent
PRESENT: Dr. Juan Carlos Martinez, Deputy Superintendent
Dr. Jackie Gorena, Chief of Learning Services
Dr. Andre Smith, Chief of Schools
Gary Micinski, Chief Financial Officer
Alvin McQuarters, Chief of Technology and Innovation
Dr. Nicole Mansell, Chief of Marketing and
Communications
David Bunger, District General Council
Dr. Lance Campbell, Assistant Chief of High Schools
Curtis Mauricio, Assistant Chief of Middle Schools
Fernando Natividad, Assistant Chief of Finance and
Federal Programs
Dr. Jeannine Porter, Chief of Employee Services
Jim Scrivner, Executive Director of Facilities & School
Support Services
Dr. Whit Johnstone, Executive Director of Planning,
Evaluation and Research
Julie Miller, Executive Director of Curriculum and
Instruction
Dr. Shannon Cole, Director of Professional Learning
Jerome Pilgrim, Director of Purchasing
Steve Franks, Director of Business Operations
Meritza Webb, Director Risk Management
Ernest Rivera, Special Assistant to Deputy
Superintendent
Karen Edwards, Executive Assistant

VISITORS: Dr. J. Don George, Pastor Calvary Church

The invocation was given by Dr. J. Don George, Pastor, Calvary Church.

The pledges to the flags were led by Trustee Tony Grimes.

Public Hearing on
2018-2019 Irving
ISD Texas
Academic
Performance
Report (TAPR) for
Irving ISD

Dr. Whit Johnstone, Executive Director of Planning, Evaluation and Research presented highlights of the annual Texas Academic Performance Report (TAPR) for Irving ISD for the 2018-2019 school year.

At the conclusion of the report, question and public comments were welcomed. Not questions or comment were received.

Public Comment No Public Comments

Motion re Consent Agenda Motion was made by Randy Randle, seconded by Dr. Rosemary Robbins, to approve the Consent Agenda items as follows:

1. Approval of Minutes of Board Work Session Meeting, Wednesday, April 1, 2020, and Regular Board Meeting on Wednesday, April 1, 2020
2. Approval of Financial Statement for January 2020
3. Approval of Resolution and Order No. 19-20-14 Authorizing March Amendment to the 2019-2020 Budget
4. Approval of Resolution and Order No. 19-20-15 Approving Supplements to Irving ISD Tax Rolls
5. Approval of Proclamation 2020 Instructional Materials Selection
6. Approval of the 2020-2021 AVID Contract
7. Approval of District Innovation Amendment
8. Approval of the District Moving from the Professional Development and Appraisal System (PDAS to the Texas Teacher Evaluation and Support System
9. Approval of the Engagement of Weaver and Tidwell, L.L.P. for Financial and Accounting Services
10. Approval of Item No. 2020-18 Approving the Award of Request for Proposal (RFP) No. 20-35-908 for the Purchase of Firewall Equipment (E-Rate)
11. Approval of Item No. 2020-19 Approving the Award of Request for Proposal (RFP) No. 20-37-908 for the Purchase of Network Electronics (E-Rate)
12. Approval of Item No. 2020-20 Approving the Renewal of Request for Proposal (RFP) No. 19-37-860 for the Purchase of iPad Parts and Related Services
13. Approval of Item No. 2020-21 Approving the Award of Request for Competitive Sealed Proposal (RFCSP) No. 20-41-914 for 2020 Chiller Replacement and Approve Construction Agreement(s)
14. Approval of Item No. 2020-22 Approving the Renewal of Award of Request for Qualifications (RFQ) No. 19-35-914 for the Purchase of Roof Consulting Services
15. Approval of Item No. 2020-23 Approving the Award of Request for Competitive Sealed Proposal (RFCSP) No. 20-16-916 for Kitchen Equipment Replacement and Delegate Authority to the Superintendent or Her Designee to Negotiate and Execute the Construction Agreement
16. Approval of an Interlocal Subcontract Agreement between the National Center for Families Learning, Inc. (NCFL) and Irving ISD for the Mission Together Workgroup Program
17. Acceptance of Gifts and Donations to the District

Motion passed 7-0

Motion re
 Approval of First
 Reading of
 Proposed Revisions
 to the Local Policies
 as Applicable Per
 Department
 Updates and TASB
 Updates 114:
 EHBB (LOCAL)
 Special Programs-
 Gifted and Talented
 Students; CQ
 (LOCAL)
 Technology
 Resources; CQB
 (LOCAL)
 Technology
 Resources –
 Cybersecurity; CKC
 (LOCAL) Safety
 Program/Risk
 Management –
 Emergency Plan;
 CKE (LOCAL)
 Safety
 Program/Risk
 Management –
 Security Personnel;
 FDE (LOCAL)
 Admissions –
 School Safety
 Transfers; FFAA
 (LOCAL) Wellness
 and Health
 Services – Physical
 Examinations; FFB
 (LOCAL) Student
 Welfare – Crisis
 Intervention; FFBA
 (LOCAL) Crisis
 Intervention –
 Trauma-informed
 Care; FL (LOCAL)
 Student Records;
 GKA (LOCAL)
 Community
 Relations –
 Conduct on School
 Premises; DNA
 (LOCAL)
 Performance
 Appraisal –
 Evaluation of
 Teachers; DMA
 (LOCAL)
 Professional
 Development –
 Required Staff
 Development –
 Attorney

Administration recommended Approval of First Reading of Proposed Revisions to the Local Policies as Applicable Per Department Updates and TASB Updates 114: EHBB (LOCAL) Special Programs- Gifted and Talented Students; CQ (LOCAL) Technology Resources; CQB (LOCAL) Technology Resources – Cybersecurity; CKC (LOCAL) Safety Program/Risk Management – Emergency Plan; CKE (LOCAL) Safety Program/Risk Management – Security Personnel; FDE (LOCAL) Admissions – School Safety Transfers; FFAA (LOCAL) Wellness and Health Services – Physical Examinations; FFB (LOCAL) Student Welfare – Crisis Intervention; FFBA (LOCAL) Crisis Intervention – Trauma-informed Care; FL (LOCAL) Student Records; GKA (LOCAL) Community Relations – Conduct on School Premises; DNA (LOCAL) Performance Appraisal – Evaluation of Teachers; DMA (LOCAL) Professional Development – Required Staff Development

Motion was made by Nell Anne Hunt, seconded by Nuzhat Hye to approve First Reading of Proposed Revisions to the Local Policies as Applicable Per Department Updates and TASB Updates 114 as proposed with the exception of FDE (LOCAL) Admissions – School Safety Transfers.

Motion passed 7-0

<p>Motion re Approval of Second Reading of Proposed Revisions to the Local Policies as Applicable Per TASB Updates 114: BE (LOCAL) Board Meetings; BED (LOCAL) Board Meeting – Public Participation; CDA (LOCAL) Other Revenues – Investments; CH (LOCAL) Purchasing and Acquisition; CNB (LOCAL) Transportation Management - District Vehicles; DFFA (LOCAL) Reduction in Force – Financial Exigency; DH (LOCAL) Employee Standards of Conduct; EIC (LOCAL) Academic Achievement – Class Ranking; GBAA (LOCAL) Information Access – Requests for Information</p>	<p>Administration recommended approval of second reading of proposed revisions to the Local Policies as Applicable Per TASB Updates 114: BE (LOCAL) Board Meetings; BED (LOCAL) Board Meeting – Public Participation; CDA (LOCAL) Other Revenues – Investments; CH (LOCAL) Purchasing and Acquisition; CNB (LOCAL) Transportation Management - District Vehicles; DFFA (LOCAL) Reduction in Force – Financial Exigency; DH (LOCAL) Employee Standards of Conduct; EIC (LOCAL) Academic Achievement – Class Ranking; GBAA (LOCAL) Information Access – Requests for Information.</p> <p>Motion was made by Nell Anne Hunt, seconded by Tony Grimes to approve second reading of proposed revisions to the local Policies as applicable per TASB updates 114 with the exception of CDA (LOCAL) Other Revenues – Investments.</p> <p>Motion passed 7-0</p>
<p>Motion re Consider Adoption of Resolution No. 19-20-05 Approving Continued Payment of Wages to the Employees of Irving Independent School District and Making Certain Delegations to the Superintendent, During the COVID 19 Crisis</p>	<p>Administration recommended adoption of Resolution No. 19-20-05 approving continued payment of wages to the employees of Irving Independent School District and making certain delegations to the Superintendent, during the COVID 19 crisis.</p> <p>Motion made by Randy Randle, seconded by Tony Grimes to adopt Resolution No. 19-20-05 approving continued payment of wages to the employees of Irving Independent School District and making certain delegations to the Superintendent, during the COVID 19 crisis.</p> <p>Motion passed 7-0</p>
<p>Motion re Approval of Resolution No, 19-20-07 Repealing Resolution No. 19-20-02 that Ordered an Election of</p>	<p>Administration recommends approval of Resolution No, 19-20-07 repealing Resolution No. 19-20-02 that ordered an election of qualified voters of the Irving Independent School District on May 2, 2020, and to cancel said election.</p> <p>Motion made by Nuzhat Hye, seconded by Nell Anne Hunt to approve Resolution No. 19-20-02 that ordered an election of qualifies voters of the</p>

<p>Qualified Voters of the Irving Independent School District on May 2, 2020, and to Cancel Said Election</p>	<p>Irving Independent School District on May 2, 2020, and to cancel said election.</p> <p>Motion passed 7-0</p>
<p>Motion re Approval of Waiver Request for Educator Appraisal Due to the Circumstances Related to COVID-19</p>	<p>Administration recommends approval of Waiver Request for Educator Appraisal due to the circumstances related to COVID-19.</p> <p>Motion made by Randy Randle, seconded by Pamela Campbell to approve waiver request for educator appraisal due to the circumstance related to COVID 19.</p> <p>Motion passed 7-0</p>
<p>Report Regarding Board Training Credits</p>	<p>The report regarding Board Training credits was tabled until September, 2020.</p>
<p>Announcements Administration</p>	<p>Administration announcements</p> <p>Superintendent Hernandez’s announcements included:</p> <ul style="list-style-type: none"> • Congratulations to Lane Thompson, a senior from Nimitz High School, for being named one of five recipients in the NATION of the Earl Anthony Memorial Scholarship in the amount of \$5,000 • Three AVID students from Irving High School who were named Dell Scholars. Congratulations to Claudia Lozano, James Morris and Jonnalys Soto for earning this prestigious honor • Recognize the NATIONAL-qualifying JROTC from Nimitz High School. These cadets won the state championship in early March to qualify for national competition
<p>Announcements Board</p>	<p>Trustees announced their attendance at district and other local events including thanks to the Superintendent, Board of Trustees, teachers, Food Services, ISF, Church of Christ donation, health care workers, police department, fire department, lunch program, and choir contest at Irving High , Nimitz Parent Center, Career Days at Keyes Elementary,</p> <p>There being no further business, the meeting was adjourned at approximately 7:54 p.m.</p>



**CONSENT AGENDA ITEM
4/27/2020**

TOPIC: Financial Statements for February 2020

SUBMITTED BY: Gary Micinski, Chief Financial Officer

BACKGROUND: The monthly preparation of the financial statements is to provide information about the financial position, performance, and changes in financial position of the District, which can be useful to the Board of Trustees, management, and other stakeholders in making economic decisions.

ADMINISTRATIVE RECOMMENDATION: The Administration recommends that the Board approve the Financial Statements for February 2020.

RECOMMENDED BOARD MOTION: I move the Board approve the Financial Statements for February 2020.

Attachments:

1. Summary Memo from Steve Franks to Gary Micinski
2. Graphic Presentation of Expenditures and Fund Balance
3. Expenditures and Revenue Report for All Funds
4. Balance Sheet Reports for General Operating, Food Service and Debt Service Funds

Date: April 27, 2020
To: Gary Micinski, Chief Financial Officer
From: Steve Franks, Director of Business Operations
Subject: Financial Statements for February 2020

General Operating Fund

Revenue:

Total revenue and other sources for the General Operating Fund through February were \$247,433,109 or 72.7% of budget, compared to \$240,576,565 or 69.2% of budget last year, an increase of \$6,856,544 or 2.9%. The increase in total revenue and other sources was attributed to the following items:

- State revenue including per capita and foundation receipts totaled \$99,721,257 compared to \$83,889,709 last year, an increase of \$15,831,547 or 18.9%. We will continue to monitor the impact of House Bill 3 on state revenue funding and its relationship to property tax collections throughout the fiscal year.
- Tax and tax-related collections were \$142,519,902, compared to \$148,571,615 last year, a decrease of \$6,051,713 or 4.1%.

Expenditures:

Total expenditures and other uses for the General Operating Fund through February were \$152,032,637 or 44.7% of budget, compared to \$170,715,556 or 47.9% of budget last year, a decrease of \$18,682,919 or 10.9%. The decrease in total expenditures was attributed to the following item:

- The decrease in expenditures is based on an interfund transfer out to the Debt Service Fund for \$16,800,000 that occurred in the prior year. There will be an interfund transfer out to the Debt Service Fund in the current year based on surplus funds. This transfer is anticipated to occur in the current year in April or May.

Food Service Fund

Revenue:

Total revenue and other sources for the Food Service Fund through February were \$15,684,010 or 63.7% of budget compared to \$14,216,314 or 61.7% of budget last year, an increase of \$1,467,696 or 10.3%. The increase in total revenue was attributed to an increase in the reimbursement per meal and meals served through February.

Expenditures:

Total expenditures and other uses for the Food Service Fund through February were \$12,041,041 or 42.4% of budget compared to \$10,396,807 or 37.6% of budget last year which represents an increase of \$1,644,235 or 15.8%. The increase in total expenditures was attributed to the increase in payroll costs and meals served through February.

Debt Service Fund

Revenue:

The significant difference in total revenue and other sources for the Debt Service Fund through February when compared to total revenue and other sources through the same period of the previous year is the result of the refunding bonds that occurred in November 2019 of the current year compared to no bond refunding activity in the prior year.

Expenditures:

The significant difference in total expenditures and other uses for the Debt Service Fund through February when compared to total expenditures and other uses through the same period of the previous year is the result of the refunding bonds that occurred in November 2019 of the current year compared to no bond refunding activity in the prior year.

Special Revenue Funds

Special Revenue Funds are used to account for the proceeds of special revenue sources (other than tax assessments, major capital projects, etc.) that are legally restricted to expenditures for specified purposes, such as special education grants.

Revenue:

The decrease of \$724,259 in total revenue and other sources for the Special Revenue Funds through February when compared to total revenue and other sources through the same period of the previous year was the result of the timing of the federal reimbursement received from Texas Education Agency. In March 2020, the current year to date revenue should increase to be more consistent when compared to total revenue and other sources through the same period of the previous year.

Expenditures:

There was no significant difference in total expenditures and other uses for the Special Revenue Funds through February when compared to total expenditures and other uses through the same period of the previous year.

Capital Projects Funds

Revenue:

There was no significant difference in total revenue and other sources for the Capital Projects Funds through February when compared to total revenue and other sources through the same period of the previous year.

Expenditures:

There was no significant difference in total expenditures and other uses for the Capital Projects Funds through February when compared to total expenditures and other uses through the same period of the previous year.

Proprietary Funds

Irving ISD maintains the following Internal Service Funds: Workers' Compensation, Unemployment, Science Refurbishment, and Print Shop Service Center.

Revenue:

Total revenue and other sources for the Internal Service Funds through February were \$948,991 or 63.6% of budget compared to \$1,025,551 or 57.4% of budget last year which represents a decrease of \$76,560 or 7.5%. The decrease in total revenue and other sources was attributed to the following item:

- The Vending Enterprise Fund closed at the end of the prior fiscal year. In the prior year vending revenue was \$170,455 through February compared to no revenue through the same period in the current year.

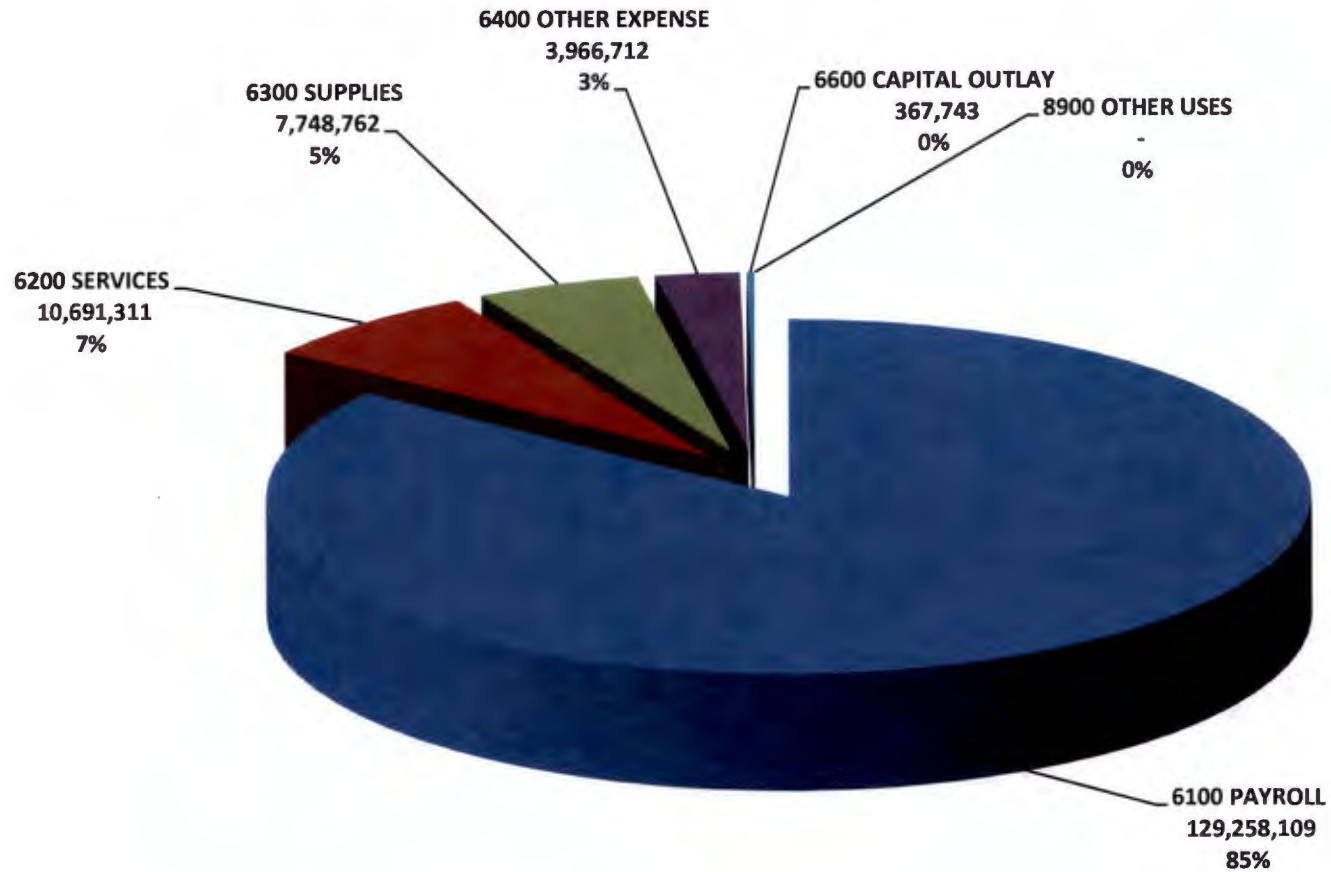
Expenditures:

Total expenditures for the Internal Service Funds through February were \$590,196 or 23.4% of budget, compared to \$963,649 or 34.4% of budget last year which represents a decrease of \$373,453 or 38.8%. The decrease in total expenditures was attributed to the following item:

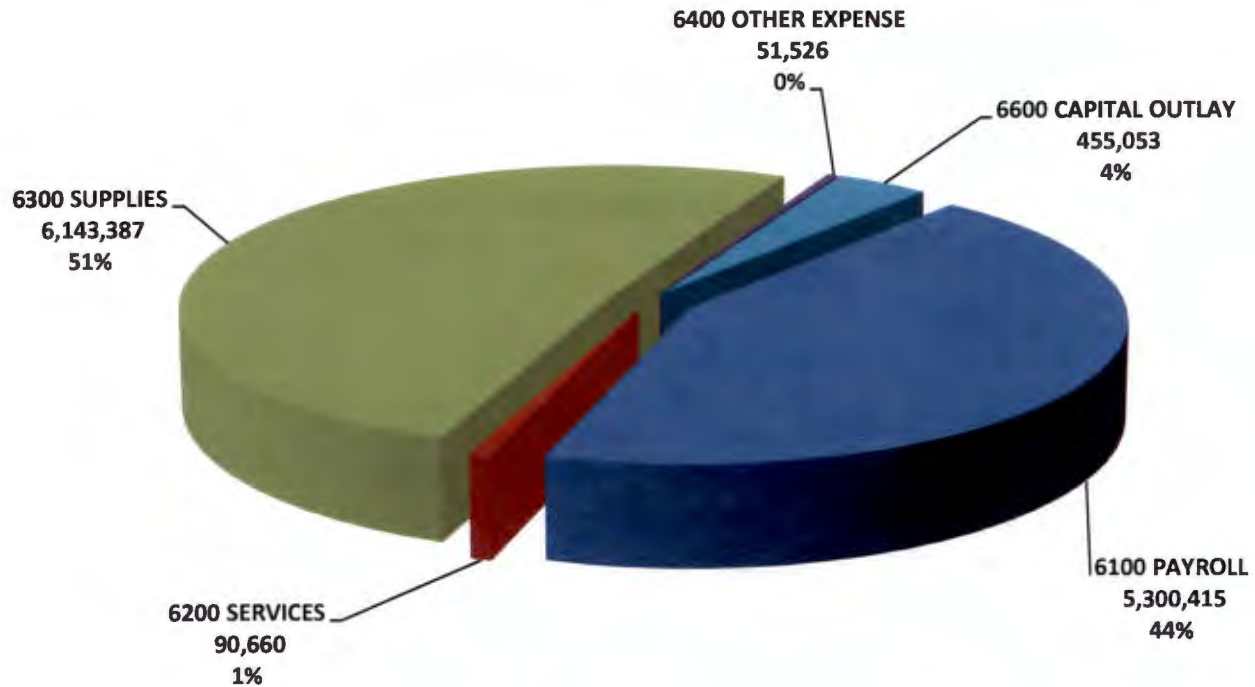
- Workers' compensation claims and other expenses decreased by \$273,584 or 60.4% compared to the previous year.

As of February 29, 2020, total net assets for all Internal Service Funds were \$1,507,698; however, the Print Shop Internal Service Fund has a negative net asset position.

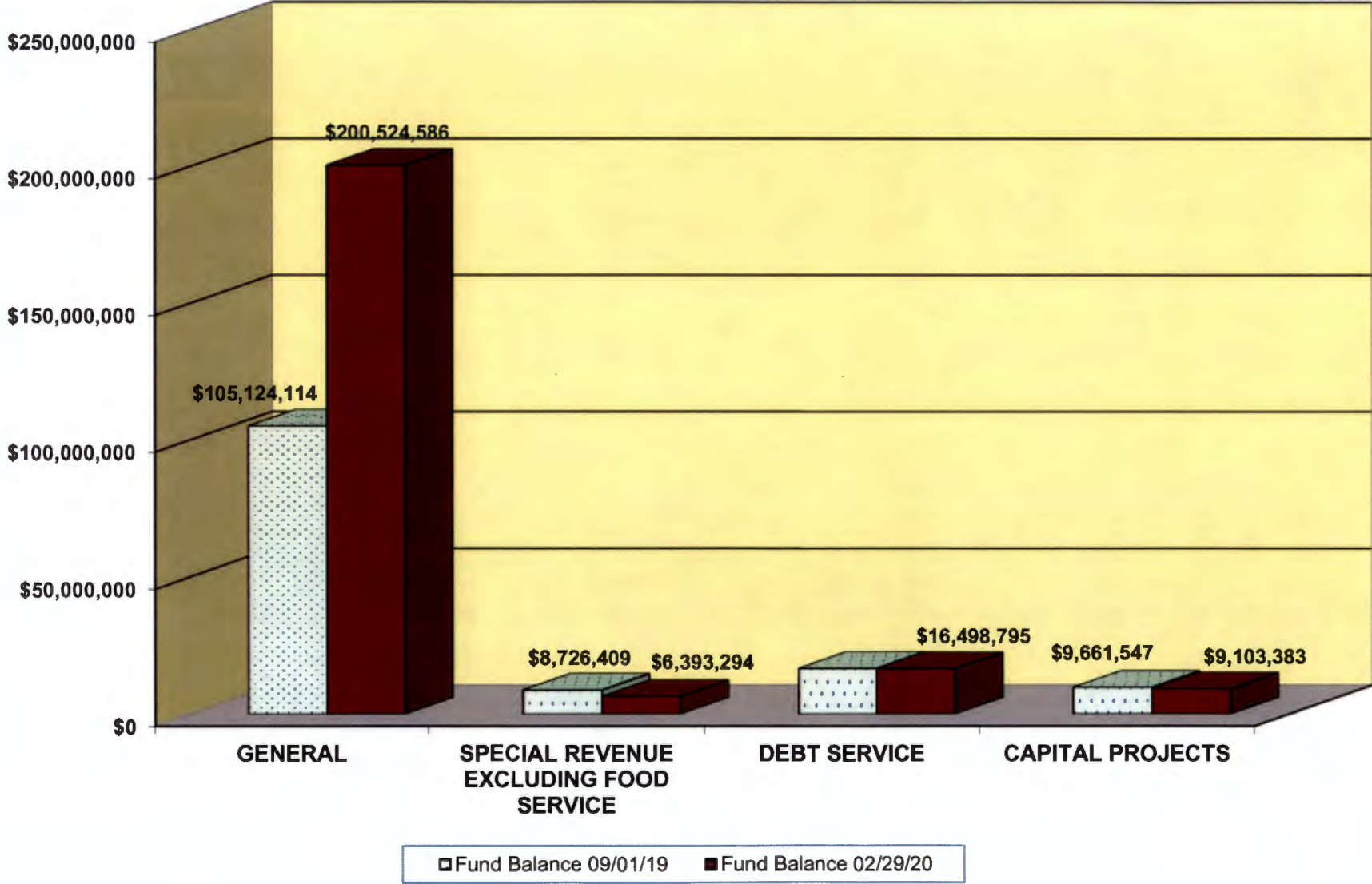
General Operating Fund YTD Actual Expenditures February 29, 2020



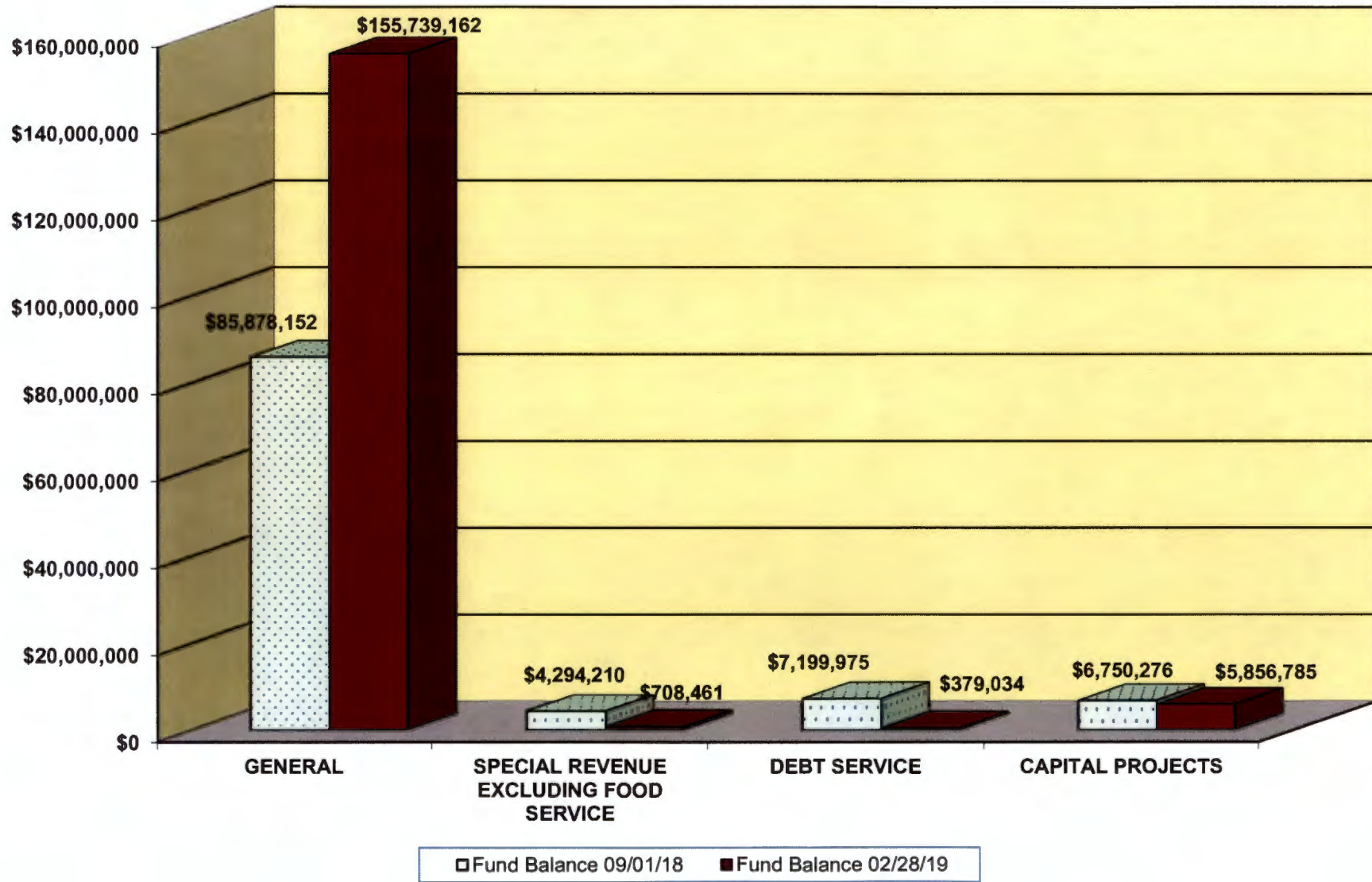
Food Service Fund YTD Actual Expenditures February 29, 2020



Comparative Fund Balances February 29, 2020



Comparative Fund Balances February 28, 2019



IRVING INDEPENDENT SCHOOL DISTRICT
 COMPARISON OF GENERAL OPERATING BUDGET & ACTUAL
 February 29, 2020

	CURRENT YEAR						PRIOR YEAR		
	09/01/2019 to 02/29/2020			02/20 MTD		(OVER) UNDER	09/01/2018 to 02/28/2019		
	BUDGET	ACTUAL	%YTD	ACTUAL	%MTD	YTD BUDGET	BUDGET	ACTUAL	%YTD
REVENUE									
LOCAL RESOURCES:									
5711 TAXES CURRENT YEAR	143,312,706	141,396,881	98.7%	21,512,310	15.0%	1,915,825	138,963,346	147,330,839	106.0%
5712 DELINQUENT TAXES	720,164	324,973	45.1%	53,963	7.5%	395,191	400,000	313,477	78.4%
5719 OTHER TAX RELATED REVENUE	500,000	798,048	159.6%	390,190	78.0%	(298,048)	1,000,000	927,299	92.7%
TOTAL TAXES	144,532,870	142,519,902	98.6%	21,956,463	15.2%	2,012,968	140,363,346	148,571,615	105.9%
5735 SUMMER SCHOOL	50,000	500	1.0%	-	0.0%	49,500	93,125	(50)	-0.1%
5738 PARKING FEES	5,000	4,177	83.5%	393	7.9%	823	13,600	4,854	35.7%
5739 OTHER TUITION AND FEES	350,000	269,432	77.0%	46,123	13.2%	80,568	730,000	249,188	34.1%
5742 INVESTMENT EARNINGS	1,000,000	1,488,404	148.8%	348,486	34.8%	(488,404)	2,500,000	1,858,073	74.3%
5743 RENTAL OF FACILITIES	200,000	61,804	30.9%	11,364	5.7%	138,196	303,000	78,522	25.9%
5744 GIFTS AND BEQUESTS	214,011	168,889	78.9%	30,320	14.2%	45,122	262,437	138,426	52.7%
5745 NET INSURANCE RECOVERY	-	17,129	-	13,325	-	(17,129)	15,000	6,910	46.1%
5746 TIF TAXES COLLECTED	-	-	-	-	-	-	15,097,910	-	0.0%
5749 MISCELLANEOUS REVENUE	249,184	474,748	190.5%	54,091	21.7%	(225,564)	407,600	435,648	106.9%
5752 ATHLETIC	261,000	208,111	79.7%	24,544	9.4%	52,889	261,000	200,914	77.0%
5755 ACTIVITY FUND RECEIPTS	1,543,984	772,458	50.0%	115,248	7.5%	771,526	1,691,209	790,292	46.7%
5766 CONCURRENT ENROLLMENT	25,000	79,000	316.0%	30,000	120.0%	(54,000)	40,000	-	0.0%
5767 IRVING SCHOOL FOUNDATION	-	158	86.6%	158	0.1%	20,086	-	-	-
5769 REVENUE FROM INTERMEDIATE	150,000	129,914	90.8%	-	0.0%	373,456	11,936,433	203,655	1.7%
TOTAL OTHER LOCAL RESOURCES	4,048,179	3,674,723	90.8%	674,052	16.7%	373,456	33,351,314	3,966,432	11.9%
TOTAL LOCAL RESOURCES	148,581,049	146,194,625	98.4%	22,630,515	15.2%	2,386,424	173,714,660	152,538,047	87.8%
STATE RESOURCES:									
5811 PER CAPITA	7,894,020	3,268,201	41.4%	281,751	3.6%	4,625,819	14,119,709	5,333,022	37.8%
5812 FOUNDATION ENTITLEMENTS	165,627,056	88,748,309	53.6%	-	0.0%	76,878,747	140,977,419	72,213,563	51.2%
5819 STATE	-	-	-	-	-	-	-	-	-
5829 TEA/NON-FOUNDATION REVENUE	-	-	-	-	-	-	140,000	-	0.0%
5831 STATE TRS ON-BEHALF	12,962,813	7,704,747	59.4%	1,330,011	10.3%	5,258,066	12,834,568	6,343,124	49.4%
TOTAL STATE RESOURCES	186,483,889	99,721,257	53.5%	1,611,762	0.9%	86,762,632	168,071,696	83,889,709	49.9%
FEDERAL RESOURCES:									
5929 FEDERAL REVENUE-TEA DISTR.	350,000	231,653	66.2%	76,485	21.9%	118,347	372,000	176,086	47.3%
5931 SHARS REIMBURSEMENT	3,800,000	913,174	24.0%	216,268	5.7%	2,886,826	4,500,000	3,780,526	84.0%
5946 BABS SUBSIDY	734,608	193,252	26.3%	-	0.0%	541,356	786,518	-	0.0%
5949 ROTC	250,000	146,021	58.4%	49,799	19.9%	103,979	307,000	120,426	39.2%
TOTAL FEDERAL RESOURCES	5,134,608	1,484,100	28.9%	342,552	6.7%	3,650,508	5,965,518	4,077,038	68.3%
OTHER SOURCES:									
7912 SALE OF FIXED ASSETS	-	33,128	-	6,450	-	(33,128)	50,000	71,771	143.5%
7915 INTERFUND TRANSFERS IN	-	-	-	-	-	-	65,000	-	0.0%
7918 SPECIAL ITEMS	-	-	-	-	-	-	-	-	-
7919 EXTRAORDINARY ITEMS	-	-	-	-	-	-	-	-	-
TOTAL OTHER REVENUE SOURCES	-	33,128	-	6,450	-	(33,128)	115,000	71,771	62.4%
TOTAL GENERAL OPERATING REVENUE:	340,199,546	247,433,109	72.7%	24,591,279	7.2%	92,766,437	347,866,874	240,576,565	69.2%

IRVING INDEPENDENT SCHOOL DISTRICT
 COMPARISON OF GENERAL OPERATING BUDGET & ACTUAL
 February 29, 2020

	CURRENT YEAR						PRIOR YEAR		
	09/01/2019 to 02/29/2020			02/20 MTD	(OVER) UNDER		09/01/2018 to 02/28/2019		
	BUDGET	ACTUAL	%YTD	ACTUAL	%MTD	YTD BUDGET	BUDGET	ACTUAL	%YTD
EXPENDITURES									
11 INSTRUCTION:									
6100 PAYROLL	185,543,115	88,894,405	47.9%	14,759,286	8.0%	96,648,710	178,661,759	85,955,106	48.1%
6200 CONTRACTED SERVICES	2,008,453	946,869	47.1%	106,926	5.3%	1,061,584	2,256,507	1,132,192	50.2%
6300 SUPPLIES	11,048,393	3,079,624	27.9%	758,404	6.9%	7,968,769	5,496,328	2,500,082	45.5%
6400 OTHER EXPENSE	2,581,451	1,144,227	44.3%	342,987	13.3%	1,437,224	2,366,898	1,202,534	50.8%
6600 CAPITAL OUTLAY	32,925	14,930	45.3%	-	0.0%	17,995	131,072	6,645	5.1%
TOTAL INSTRUCTION	201,214,337	94,080,055.57	46.8%	15,967,602	7.9%	107,134,281	188,912,565	90,796,559	48.1%
12 LIBRARY:									
6100 PAYROLL	4,332,073	2,315,705	53.5%	377,942	8.7%	2,016,368	4,594,350	2,132,425	46.4%
6200 CONTRACTED SERVICES	62,385	18,248	29.3%	3,764	6.0%	44,137	34,978	17,077	48.8%
6300 SUPPLIES	1,192,718	673,186	56.4%	57,641	4.8%	519,533	1,004,060	622,291	62.0%
6400 OTHER EXPENSE	70,546	21,520	30.5%	8,703	12.3%	49,025	49,653	23,398	47.1%
6600 CAPITAL OUTLAY	15,000	-	0.0%	-	0.0%	15,000	5,579	-	0.0%
TOTAL LIBRARY	5,672,722	3,028,659	53.4%	448,050	7.9%	2,644,063	5,688,620	2,795,191	49.1%
13 STAFF DEVELOPMENT:									
6100 PAYROLL	3,040,680	1,532,098	50.4%	297,269	9.8%	1,508,582	3,140,578	2,047,859	65.2%
6200 CONTRACTED SERVICES	595,997	260,624	43.7%	10,344	1.7%	335,373	310,843	43,776	14.1%
6300 SUPPLIES	1,164,874	897,412	77.0%	75,111	6.4%	267,462	1,212,241	1,055,116	87.0%
6400 OTHER EXPENSE	807,515	276,269	34.2%	26,836	3.3%	531,246	588,802	270,568	46.0%
6600 CAPITAL OUTLAY	68,000	-	0.0%	-	0.0%	68,000	55,000	-	0.0%
TOTAL STAFF DEVELOPMENT	5,677,066	2,966,404	52.3%	409,560	7.2%	2,710,663	5,307,465	3,417,319	64.4%
21 INSTRUCTIONAL ADMINISTRATION:									
6100 PAYROLL	4,547,350	2,462,915	54.2%	408,436	9.0%	2,084,435	4,323,991	1,961,490	45.4%
6200 CONTRACTED SERVICES	442,714	164,498	37.2%	9,807	2.2%	278,217	288,309	84,561	29.3%
6300 SUPPLIES	312,258	147,248	47.2%	59,630	19.1%	165,010	245,478	67,115	27.3%
6400 OTHER EXPENSE	265,895	135,917	51.1%	23,579	8.9%	129,978	246,211	127,016	51.6%
6600 CAPITAL OUTLAY	500	-	0.0%	-	0.0%	500	1,000	-	0.0%
TOTAL INSTRUCTIONAL ADMINISTRATION	5,568,717	2,910,578	52.3%	501,452	9.0%	2,658,140	5,104,988	2,240,182	43.9%
23 SCHOOL ADMINISTRATION:									
6100 PAYROLL	20,772,243	9,967,329	48.0%	1,643,217	7.9%	10,804,915	19,855,037	9,701,224	48.9%
6200 CONTRACTED SERVICES	106,754	63,919	59.9%	3,101	2.9%	42,835	99,242	67,428	67.9%
6300 SUPPLIES	269,416	119,026	44.2%	15,763	5.9%	150,391	256,131	88,829	34.7%
6400 OTHER EXPENSE	300,992	163,320	54.3%	19,930	6.6%	137,672	271,808	130,643	48.1%
6600 CAPITAL OUTLAY	-	-	--	-	--	-	6,245	6,245	100.0%
TOTAL SCHOOL ADMINISTRATION	21,449,406	10,313,593	48.1%	1,682,011	7.8%	11,135,813	20,488,463	9,994,368	48.8%

IRVING INDEPENDENT SCHOOL DISTRICT
 COMPARISON OF GENERAL OPERATING BUDGET & ACTUAL
 February 29, 2020

	CURRENT YEAR						PRIOR YEAR		
	09/01/2019 to 02/29/2020			02/20 MTD		(OVER) UNDER	09/01/2018 to 02/28/2019		
	BUDGET	ACTUAL	%YTD	ACTUAL	%MTD	YTD BUDGET	BUDGET	ACTUAL	%YTD
31 COUNSELING SERVICES:									
6100 PAYROLL	13,816,491	7,150,761	51.8%	1,189,834	8.6%	6,665,730	13,121,930	6,326,920	48.2%
6200 CONTRACTED SERVICES	1,175,760	590,965	50.3%	64,205	5.5%	584,795	1,326,647	565,711	42.6%
6300 SUPPLIES	392,703	320,241	81.5%	63,871	16.3%	72,461	102,309	14,961	14.6%
6400 OTHER EXPENSE	92,247	48,462	52.5%	4,935	5.3%	43,785	71,985	34,983	48.6%
6600 CAPITAL OUTLAY	-	-	-	-	-	-	-	-	-
TOTAL COUNSELING SERVICES	15,477,201	8,110,429	52.4%	1,322,845	8.5%	7,366,772	14,622,871	6,942,575	47.5%
32 ATTENDANCE SERVICES:									
6100 PAYROLL	1,581,844	642,866	40.6%	109,451	6.9%	938,978	1,526,530	745,814	48.9%
6200 CONTRACTED SERVICES	750	2,250	300.0%	375	50.0%	(1,500)	700	2,747	392.4%
6300 SUPPLIES	-	-	-	-	-	-	-	-	-
6400 OTHER EXPENSE	7,346	2,493	33.9%	508	6.9%	4,853	7,255	2,437	33.6%
TOTAL ATTENDANCE SERVICES	1,589,940	647,609	40.7%	110,334	6.9%	942,331	1,534,485	750,997	48.9%
33 HEALTH SERVICES:									
6100 PAYROLL	3,296,863	1,640,741	49.8%	272,420	8.3%	1,656,122	3,109,328	1,546,278	49.7%
6200 CONTRACTED SERVICES	5,596	2,594	46.4%	38	0.7%	3,002	6,255	3,927	62.8%
6300 SUPPLIES	132,925	98,760	74.3%	46,569	35.0%	34,165	92,620	55,067	59.5%
6400 OTHER EXPENSE	5,174	1,987	38.4%	90	1.7%	3,187	4,954	1,755	35.4%
6600 CAPITAL OUTLAY	-	-	-	-	-	-	-	-	-
TOTAL HEALTH SERVICES	3,440,558	1,744,081	50.7%	319,117	9.3%	1,696,476	3,213,157	1,607,028	50.0%
34 PUPIL TRANSPORTATION:									
6200 CONTRACTED SERVICES	12,630,522	2,954,298	23.4%	129	0.0%	9,676,224	7,642,465	3,397,155	44.5%
6300 SUPPLIES	821,943	336,466	40.9%	49,800	6.1%	485,477	980,000	416,606	42.5%
6400 OTHER EXPENSE	163,397	(188,180)	-115.2%	(279,195)	-170.9%	351,577	86,725	82,148	94.7%
6600 CAPITAL OUTLAY	2,200,000	-	0.0%	-	0.0%	2,200,000	2,798,075	663,565	23.7%
TOTAL PUPIL TRANSPORTATION	15,815,862	3,102,583	19.6%	(229,267)	-1.4%	12,713,279	11,507,265	4,559,474	39.6%
35 FOOD SERVICE:									
6100 PAYROLL	422,353	276,342	65.4%	46,621	11.0%	146,011	380,002	214,368	56.4%
6300 SUPPLIES	31,000	-	0.0%	-	0.0%	31,000	1,600	-	0.0%
6400 OTHER EXPENSE	220,000	-	0.0%	-	0.0%	220,000	50,000	17,697	35.4%
6600 CAPITAL OUTLAY	-	-	-	-	-	-	-	-	-
TOTAL FOOD SERVICE	673,353	276,342	41.0%	46,621	6.9%	397,011	431,602	232,065	53.8%
36 EXTRA-CURRICULAR ACTIVITIES:									
6100 PAYROLL	4,130,414	1,926,882	46.7%	316,183	7.7%	2,203,532	3,982,332	1,933,187	48.5%
6200 CONTRACTED SERVICES	448,835	224,415	50.0%	33,890	7.6%	224,420	470,496	317,139	67.4%
6300 SUPPLIES	506,275	151,293	29.9%	4,908	1.0%	354,982	832,716	433,016	52.0%
6400 OTHER EXPENSE	1,471,546	751,328	51.1%	248,552	16.9%	720,218	1,144,526	716,791	62.6%
6600 CAPITAL OUTLAY	45,124	15,507	34.4%	15,507	34.4%	29,617	21,900	6,095	27.8%
TOTAL EXTRA-CURRICULAR ACTIVITIES	6,602,194	3,069,425	46.5%	619,040	9.4%	3,532,769	6,451,970	3,406,228	52.8%

IRVING INDEPENDENT SCHOOL DISTRICT
 COMPARISON OF GENERAL OPERATING BUDGET & ACTUAL
 February 29, 2020

	CURRENT YEAR						PRIOR YEAR		
	09/01/2019 to 02/29/2020			02/20 MTD		(OVER) UNDER	09/01/2018 to 02/28/2019		
	BUDGET	ACTUAL	%YTD	ACTUAL	%MTD	YTD BUDGET	BUDGET	ACTUAL	%YTD
41 GENERAL ADMINISTRATION:									
6100 PAYROLL	6,300,028	3,180,991	50.5%	539,157	8.6%	3,119,037	6,155,635	3,001,029	48.8%
6200 CONTRACTED SERVICES	1,117,856	436,125	39.0%	43,285	3.9%	681,731	887,685	415,390	46.8%
6300 SUPPLIES	830,825	184,110	22.2%	41,364	5.0%	646,714	780,425	145,008	18.6%
6400 OTHER EXPENSE	854,222	409,584	47.9%	58,124	6.8%	444,638	632,704	312,084	49.3%
6600 CAPITAL OUTLAY	10,246	2,500	24.4%	-	0.0%	7,746	-	-	--
TOTAL GENERAL ADMINISTRATION	9,113,177	4,213,310	46.2%	681,930	7.5%	4,899,867	8,456,449	3,873,511	45.8%
51 MAINTENANCE:									
6100 PAYROLL	14,131,139	6,809,801	48.2%	1,071,166	7.6%	7,321,338	13,266,400	6,379,546	48.1%
6200 CONTRACTED SERVICES	9,066,188	2,966,864	32.7%	517,576	5.7%	6,099,324	8,198,796	2,713,500	33.1%
6300 SUPPLIES	2,366,821	1,206,373	51.0%	184,390	7.8%	1,160,448	2,349,469	1,196,604	50.9%
6400 OTHER EXPENSE	1,149,810	1,108,396	96.4%	3,229	0.3%	41,414	1,336,150	1,160,160	86.8%
6600 CAPITAL OUTLAY	258,697	39,194	15.2%	-	0.0%	219,503	457,473	61,240	13.4%
TOTAL MAINTENANCE	26,972,655	12,130,628	45.0%	1,776,360	6.6%	14,842,027	25,608,287	11,511,050	45.0%
52 SECURITY:									
6100 PAYROLL	2,145,072	1,125,217	52.5%	181,531	8.5%	1,019,855	2,066,413	1,064,648	51.5%
6200 CONTRACTED SERVICES	1,681,727	486,556	28.9%	6,471	0.4%	1,195,171	1,742,650	214,733	12.3%
6300 SUPPLIES	341,832	55,368	16.2%	4,731	1.4%	286,464	351,418	170,780	48.6%
6400 OTHER EXPENSE	16,592	11,224	67.6%	603	3.6%	5,368	18,592	2,679	14.4%
6600 CAPITAL OUTLAY	38,100	-	0.0%	-	0.0%	38,100	53,180	28,795	54.1%
TOTAL SECURITY	4,223,323	1,678,365	39.7%	193,337	4.6%	2,544,958	4,232,253	1,481,635	35.0%
53 DATA PROCESSING:									
6100 PAYROLL	2,248,381	1,154,814	51.4%	194,430	8.6%	1,093,567	2,090,930	1,045,047	50.0%
6200 CONTRACTED SERVICES	2,312,880	946,667	40.9%	63,691	2.8%	1,366,213	1,946,606	850,170	43.7%
6300 SUPPLIES	5,267,627	457,140	8.7%	33,161	0.6%	4,810,487	3,929,122	519,748	13.2%
6400 OTHER EXPENSE	62,333	11,455	18.4%	2,696	4.3%	50,878	58,423	20,592	35.2%
6600 CAPITAL OUTLAY	573,742	292,742	51.0%	16,420	2.9%	281,000	20,000	5,760	28.8%
TOTAL DATA PROCESSING	10,464,963	2,862,818	27.4%	310,398	3.0%	7,602,145	8,045,081	2,441,316	30.3%
61 COMMUNITY SERVICES:									
6100 PAYROLL	392,067	177,243	45.2%	16,768	4.3%	214,824	294,659	152,342	51.7%
6200 CONTRACTED SERVICES	260,950	165,518	63.4%	65,374	25.1%	95,432	112,033	38,137	34.0%
6300 SUPPLIES	81,315	22,516	27.7%	1,474	1.8%	58,800	109,569	17,578	16.0%
6400 OTHER EXPENSE	120,534	68,708	57.0%	7,799	6.5%	51,826	95,626	29,724	31.1%
6600 CAPITAL OUTLAY	-	-	--	-	--	-	-	-	--
TOTAL COMMUNITY SERVICES	854,867	433,985	50.8%	91,415	10.7%	420,882	611,887	237,781	38.9%

IRVING INDEPENDENT SCHOOL DISTRICT
 COMPARISON OF GENERAL OPERATING BUDGET & ACTUAL
 February 29, 2020

	CURRENT YEAR						PRIOR YEAR		
	09/01/2019 to 02/29/2020			02/20 MTD		(OVER) UNDER	09/01/2018 to 02/28/2019		
	BUDGET	ACTUAL	%YTD	ACTUAL	%MTD	YTD BUDGET	BUDGET	ACTUAL	%YTD
81 FACILITIES:									
6200 CONTRACTED SERVICES	-	-	--	-	--	-	20,000	-	0.0%
6300 SUPPLIES & MATERIALS	-	-	--	-	--	-	-	-	-
6400 OTHER EXPENSE	-	-	--	-	--	-	-	-	-
6600 CAPITAL OUTLAY	4,510,934	2,870	0.1%	29,374	0.7%	4,508,064	12,336,520	5,758,677	46.7%
TOTAL FACILITIES	4,510,934	2,870	0.1%	29,374	0.7%	4,508,064	12,356,520	5,758,677	46.6%
95 PAYMENTS TO JJAEP:									
6200 CONTRACTED SERVICES	190,000	5,358	2.8%	1,710	0.9%	184,642	190,000	1,254	0.7%
TOTAL PAYMENTS TO JJAEP	190,000	5,358	2.8%	1,710	0.9%	184,642	190,000	1,254	0.7%
97 PAYMENTS TO TIF:									
6400 OTHER EXPENSE	-	-	--	-	--	-	15,097,910	-	0.0%
TOTAL PAYMENTS TO TIF	-	-	--	-	--	-	15,097,910	-	0.0%
99 INTERGOVERNMENTAL CHARGES:									
6200 CONTRACTED SERVICES	625,457	455,544	72.8%	151,848	24.3%	169,913	625,457	468,345	74.9%
TOTAL INTERGOVERNMENTAL CHARGES	625,457	455,544	72.8%	151,848	24.3%	169,913	625,457	468,345	74.9%
OTHER USES:									
8911 INTERFUND TRANSFERS OUT	-	-	--	-	--	-	18,200,000	18,200,000	100.0%
TOTAL OTHER USES	-	-	--	-	--	-	18,200,000	18,200,000	100.0%
TOTAL 6000 EXPENDITURES:	340,136,732	152,032,637	44.7%	24,433,738	7.2%	188,104,095	356,687,294	170,715,556	47.9%
EXCESS (DEFICIENCY) REVENUE OVER EXPENDITURES:	62,814	95,400,472		157,541			(8,820,420)	69,861,009	
BEGINNING FUND BALANCE:	105,124,114	105,124,114					85,878,152	85,878,152	
ENDING FUND BALANCE:	105,186,928	200,524,586					77,057,732	155,739,162	

IRVING INDEPENDENT SCHOOL DISTRICT
 COMPARISON OF GENERAL OPERATING BUDGET & ACTUAL
 February 29, 2020

	CURRENT YEAR						PRIOR YEAR		
	09/01/2019 to 02/29/2020			02/20 MTD	(OVER) UNDER		09/01/2018 to 02/28/2019		
	BUDGET	ACTUAL	%YTD	ACTUAL	%MTD	YTD BUDGET	BUDGET	ACTUAL	%YTD
REVENUE SUMMARY:									
LOCAL REVENUE	148,581,049	146,194,625	98.4%	22,630,515	15%	2,386,424	173,714,660	152,538,047	87.8%
STATE REVENUE	186,483,889	99,721,257	53.5%	1,611,762	1%	86,762,632	168,071,696	83,889,709	49.9%
FEDERAL REVENUE	5,134,608	1,484,100	28.9%	342,552	7%	3,650,508	5,965,518	4,077,038	68.3%
OTHER SOURCES	-	33,128	--	6,450	--	(33,128)	115,000	71,771	62.4%
TOTAL OTHER REVENUE SOURCES	340,199,546	247,433,109	72.7%	24,591,279	7%	92,766,437	347,866,874	240,576,565	69.2%
APPROPRIATIONS/EXPENDITURES									
BUDGET CATEGORY SUMMARY:									
6100 PAYROLL	266,700,113	129,258,109	48.5%	21,423,711	8%	137,442,004	256,569,874	124,207,283	48.4%
6200 SERVICES	32,732,825	10,691,311	32.7%	803,209	2%	22,041,513	26,159,668	10,333,243	39.5%
6300 SUPPLIES	24,760,925	7,748,762	31.3%	1,347,018	5%	17,012,163	16,763,486	6,886,193	41.1%
6400 OTHER EXPENSE	8,189,602	3,966,712	48.4%	748,572	9%	4,222,890	22,128,222	4,135,209	18.7%
6600 CAPITAL OUTLAY	7,753,268	367,743	4.7%	61,300	1%	7,385,524	13,087,969	5,873,457	44.9%
8900 OTHER USES	-	-	--	-	--	-	18,200,000	18,200,000	100.0%
TOTAL APPROPRIATIONS/EXPENDITURES	340,136,732	152,032,637	44.7%	24,383,810	7%	188,104,095	352,909,219	169,635,385	48.1%

IRVING INDEPENDENT SCHOOL DISTRICT
COMPARISON OF FOOD SERVICE BUDGET & ACTUAL
February 29, 2020

	CURRENT YEAR						PRIOR YEAR		
	09/01/2019 to 02/29/2020			02/20 MTD			09/01/2018 to 02/28/2019		
	BUDGET	ACTUAL	%YTD	ACTUAL	%MTD	(OVER) UNDER YTD BUDGET	BUDGET	ACTUAL	%YTD
REVENUE:									
LOCAL RESOURCES:									
5742 INVESTMENT EARNINGS	250,000	207,522	83.0%	27,500	11.0%	42,478	2,000	138,677	6933.8%
5749 MISCELLANEOUS REVENUE	0.00	57,295	0.0%	-	-	-	-	3,900	-
5751 FOOD SERVICES	2,700,000	1,053,168	39.0%	161,268	6.0%	1,646,832	2,700,000	1,710,939	63.4%
5755 ACTIVITY FUND RECEIPTS	150,000	-	0.0%	-	0.0%	150,000	160,000	-	0.0%
TOTAL LOCAL RESOURCES	3,100,000	1,317,985	42.5%	188,768	6.1%	1,782,015	2,862,000	1,853,516	64.8%
STATE RESOURCES:									
5829 TEANON-FOUNDATION REVENUE	120,000	-	0.0%	-	0.0%	120,000	120,000	-	0.0%
5839 STATE REVENUE TEXAS GRANTS	-	-	0.0%	-	0.0%	-	-	-	0.0%
TOTAL STATE RESOURCES	120,000	-	0.0%	-	0.0%	120,000	120,000	-	0.0%
FEDERAL RESOURCES:									
5921 SCHOOL BREAKFAST PROGRAM	5,500,000	3,997,390	72.7%	666,927	12.1%	1,502,610	5,100,000	3,390,345	66.5%
5922 NATIONAL SCHOOL LUNCH PROGRAM	14,410,193	8,335,260	57.8%	1,407,903	9.8%	6,074,933	13,635,895	7,242,395	53.1%
5923 USDA DONATED COMMODITIES	1,300,000	1,522,963	117.2%	-	0.0%	(222,963)	1,300,000	1,491,646	114.7%
5938 SUMMER FEEDING PROGRAM	-	-	-	-	-	-	-	-	-
5939 CACFP SUPPER PROGRAM	200,000	510,413	255.2%	187,832	93.9%	(310,413)	40,000	238,412	596.0%
TOTAL FEDERAL RESOURCES	21,410,193	14,366,026	67.1%	2,262,662	10.6%	7,044,167	20,075,895	12,362,798	61.6%
TOTAL FOOD SERVICE REVENUE:	24,630,193	15,684,010	63.7%	2,451,429	10.0%	8,946,183	23,057,895	14,216,314	61.7%
EXPENDITURES:									
35 FOOD SERVICE:									
6100 PAYROLL	9,299,746	5,254,607	56.5%	853,765	9.2%	4,045,139	8,672,218	4,754,094	54.8%
6200 CONTRACTED SERVICES	532,567	90,660	17.0%	41,054	7.7%	441,907	338,150	132,102	39.1%
6300 SUPPLIES	13,815,203	6,141,967	44.5%	1,105,657	8.0%	7,673,236	13,581,173	5,313,810	39.1%
6400 OTHER EXPENSE	98,664	51,526	52.2%	4,826	4.9%	47,138	84,600	36,436	43.1%
6600 CAPITAL OUTLAY	241,900	68,533	28.3%	17,604	7.3%	173,367	457,000	6,534	1.4%
FOOD SERVICE EXPENDITURES	23,988,080	11,607,293	48.4%	2,022,905	8.4%	12,380,787	23,133,141	10,242,975	44.3%
36 EXTRA-CURRICULAR ACTIVITIES:									
6100 PAYROLL	-	14	-	14	-	(14)	186,465	5,664	3.0%
6200 CONTRACTED SERVICES	-	-	-	-	-	-	1,500	-	0.0%
6300 SUPPLIES	1,600	1,421	88.8%	-	0.0%	179	62,000	1,290	2.1%
6400 OTHER EXPENSE	-	-	-	-	-	-	7,000	-	0.0%
EXTRA-CURRICULAR ACTIVITIES	1,600	1,435	89.7%	14	0.9%	165	256,965	6,954	2.7%
51 MAINTENANCE:									
6100 PAYROLL	249,024	45,794	18.4%	5,706	2.3%	203,230	100,000	98,634	98.6%
6200 CONTRACTED SERVICES	400,976	-	0.0%	-	0.0%	400,976	550,000	-	0.0%
MAINTENANCE EXPENDITURES	650,000	45,794	7.0%	5,706	0.9%	604,206	650,000	98,634	15.2%
81 FACILITIES:									
6200 CONTRACTED SERVICES	-	-	-	-	-	-	-	-	-
6600 CAPITAL OUTLAY	3,753,613	386,520	10.3%	22,518	0.6%	3,367,093	3,584,000	48,244	1.3%
FACILITIES EXPENDITURES	3,753,613	386,520	10.3%	22,518	0.6%	3,367,093	3,584,000	48,244	-
89 OTHER USES:									
8911 INTERFUND TRANSFERS OUT	-	-	-	-	0.0%	-	-	-	-
TOTAL FOOD SERVICE EXPENDITURES:	28,393,293	12,041,041	42.4%	2,051,143	7.2%	16,352,252	27,624,106	10,396,807	37.6%
EXCESS (DEFICIENCY) REVENUE OVER EXPENDITURES:	(3,763,100)	3,642,969		400,286			(4,566,211)	3,819,508	
BEGINNING FUND BALANCE:	5,469,225	5,469,225					4,506,339	4,506,339	
ENDING FUND BALANCE:	1,706,125	9,112,194					(59,872)	8,325,847	

IRVING INDEPENDENT SCHOOL DISTRICT
 COMPARISON OF DEBT SERVICE BUDGET & ACTUAL
 February 29, 2020

	CURRENT YEAR						PRIOR YEAR		
	09/01/2019 to 02/29/2020			02/20		(OVER)	09/01/2018 to 02/28/2019		
	BUDGET	ACTUAL	%YTD	MTD	%MTD	UNDER	BUDGET	ACTUAL	%YTD
		YTD		ACTUAL		YTD BUDGET		YTD	
REVENUE:									
LOCAL RESOURCES:									
5711 TAXES CURRENT YEAR	36,359,978	37,591,669	103.4%	5,719,495	15.7%	(1,231,691)	27,448,230	29,100,990	106.0%
5712 DELINQUENT TAXES	367,272	87,644	23.9%	14,877	4.1%	279,628	(50,000)	95,702	-191.4%
5719 OTHER TAX RELATED REVENUE	100,000	102,098	102.1%	38,981	39.0%	(2,098)	250,000	92,256	36.9%
TOTAL TAXES	36,827,250	37,781,410	102.6%	5,773,352	15.7%	(954,160)	27,648,230	29,288,948	105.9%
5742 INVESTMENT EARNINGS	100,000	173,118	173.1%	29,926	29.9%	(73,118)	200,000	99,022	49.5%
TOTAL LOCAL RESOURCES	36,927,250	37,954,528	102.8%	5,803,278	15.7%	(1,027,278)	27,848,230	29,387,970	105.5%
STATE RESOURCES (EDA):									
5829 TEA/NON-FOUNDATION REVENUE	-	866,182	--	-	--	(866,182)	1,393,793	1,612,474	115.7%
TOTAL STATE RESOURCES	-	866,182	--	-	--	(866,182)	1,393,793	1,612,474	115.7%
OTHER SOURCES:									
7911 SALE OF BONDS	42,020,000	42,020,000	100.0%	-	0.0%	-	-	-	--
7915 INTERFUND TRANSFERS IN	-	-	--	-	--	-	16,800,000	16,800,000	100.0%
7916 PREMIUM (DISCOUNT) BONDS PAY	2,152,914	2,152,914	100.0%	-	0.0%	-	-	-	--
TOTAL OTHER SOURCES	44,172,914	44,172,914	100.0%	-	0.0%	-	16,800,000	16,800,000	100.0%
TOTAL REVENUE:	81,100,164	82,993,625	102.3%	5,803,278	7.2%	(1,893,460)	46,042,023	47,800,444	103.8%
EXPENDITURES:									
71 DEBT SERVICE:									
6500 DEBT SERVICE FEES	47,004,682	39,292,556	83.6%	38,895,774	82.7%	7,712,126	46,874,470	37,821,385	80.7%
DEBT SERVICE EXPENDITURES	47,004,682	39,292,556	83.6%	38,895,774	82.7%	7,712,126	46,874,470	37,821,385	80.7%
OTHER USES:									
8949 REFUNDING BONDS	43,774,533	43,774,533	0.0%	-	0.0%	-	-	-	--
TOTAL OTHER USES	43,774,533	43,774,533	0.0%	-	0.0%	-	-	-	--
TOTAL EXPENDITURES:	90,779,215	83,067,088	91.5%	38,895,774	42.8%	7,712,126	46,874,470	37,821,385	80.7%
EXCESS (DEFICIENCY)									
REVENUE OVER EXPENDITURES:	(9,679,050)	(73,464)		(33,092,496)			(832,447)	9,979,059	
BEGINNING FUND BALANCE:	16,572,259	16,572,259					7,199,975	7,199,975	
ENDING FUND BALANCE:	6,893,209	16,498,795					6,367,528	17,179,034	

IRVING INDEPENDENT SCHOOL DISTRICT
 COMBINED STATEMENT OF REVENUE, EXPENDITURES, AND CHANGES IN FUND BALANCES
 ALL GOVERNMENTAL FUND TYPES
 09/01/2019-02/29/2020

DATA CONTROL CODES		GOVERNMENTAL FUND TYPES			
		100-199 GENERAL	200-499 SPECIAL REVENUE EXCLUDING FOOD SERVICE	500-599 DEBT SERVICE	600-699 CAPITAL PROJECTS
	REVENUE:				
5700	Local and Intermediate Sources	\$ 146,194,625	\$ 32,500	\$ 37,954,528	\$ -
5800	State Program Revenues	99,721,257	820,303	866,182	-
5900	Federal Program Revenues	1,484,100	7,135,677	-	-
5020	Total Revenue:	247,399,982	7,988,480	38,820,710	-
	EXPENDITURES:				
0010	Instruction and Instructional-Related Services	100,075,118	8,236,178	-	-
0020	Instructional and School Leadership	13,224,171	309,018	-	-
0030	Support Services - Student (Pupil)	16,950,469	770,304	-	-
0040	Administrative Support Services	4,213,310	26,103	-	-
0050	Support Services - Nonstudent Based	16,671,811	143,228	-	225,334
0060	Community Services	433,985	836,765	-	-
0070	Debt Service	-	-	39,292,556	-
0080	Capital Outlay	2,870	-	-	332,830
0090	Intergovernmental Charges/JJAEP/TIF	460,902	-	-	-
6030	Total Expenditures:	152,032,637	10,321,595	39,292,556	558,164
	EXCESS (DEFICIENCY) REVENUE OVER (UNDER) EXPENDITURES:	<u>95,367,345</u>	<u>(2,333,115)</u>	<u>(471,846)</u>	<u>(558,164)</u>
7900	OTHER FINANCING SOURCES:				
	Proceeds from Sale of Fixed Assets	33,128	-	-	-
	Proceeds from Sale of Bonds	-	-	42,020,000	-
	Premium (Discount) Bonds Payable	-	-	2,152,914	-
	Interfund Transfers In	-	-	-	-
7020	Total Other Financing Sources:	<u>33,128</u>	<u>-</u>	<u>44,172,914</u>	<u>-</u>
8900	OTHER FINANCING USES:				
	Refunding Bonds	-	-	43,774,533	-
	Interfund Transfers Out	-	-	-	-
8030	Total Other Financing Uses:	<u>-</u>	<u>-</u>	<u>43,774,533</u>	<u>-</u>
	TOTAL OTHER FINANCING SOURCES AND (USES):	<u>33,128</u>	<u>-</u>	<u>398,382</u>	<u>-</u>
1200	EXCESS (DEFICIENCY) REVENUE AND OTHER FINANCING SOURCES OVER (UNDER) EXPENDITURES AND OTHER FINANCING USES:	95,400,472	(2,333,115)	(73,464)	(558,164)
0100	FUND BALANCE - September 1 (Beginning):	<u>105,124,114</u>	<u>8,726,409</u>	<u>16,572,259</u>	<u>9,661,547</u>
3000	FUND BALANCE (DEFICIT) - (Ending):	<u>\$ 200,524,586</u>	<u>\$ 6,393,294</u>	<u>\$ 16,498,795</u>	<u>\$ 9,103,383</u>

IRVING INDEPENDENT SCHOOL DISTRICT
 COMBINED STATEMENT OF REVENUE, EXPENDITURES, AND CHANGES IN FUND BALANCES
 ALL GOVERNMENTAL FUND TYPES
 09/01/2018-02/28/2019

DATA CONTROL CODES		GOVERNMENTAL FUND TYPES			
		100-199	200-499	500-599	600-699
		GENERAL	SPECIAL REVENUE EXCLUDING FOOD SERVICE	DEBT SERVICE	CAPITAL PROJECTS
REVENUE:					
5700	Local and Intermediate Sources	\$ 152,538,047	\$ 117,924	\$ 29,387,970	\$ 159,878
5800	State Program Revenues	83,889,709	612,555	1,612,474	-
5900	Federal Program Revenues	4,077,038	5,820,294	-	-
5020	Total Revenue:	240,504,794	6,550,773	31,000,444	159,878
EXPENDITURES:					
0010	Instruction and Instructional-Related Services	97,009,069	8,366,281	-	81,921
0020	Instructional and School Leadership	12,234,549	222,736	-	-
0030	Support Services - Student (Pupil)	17,498,368	773,774	-	-
0040	Administrative Support Services	3,873,511	28,838	-	-
0050	Support Services - Nonstudent Based	15,434,001	31,624	-	30,230
0060	Community Services	237,781	713,270	-	-
0070	Debt Service	-	-	37,821,385	-
0080	Capital Outlay	5,758,677	-	-	2,341,218
0090	Intergovernmental Charges/JJAEPTIF	469,599	-	-	-
6030	Total Expenditures:	152,515,556	10,136,522	37,821,385	2,453,369
EXCESS (DEFICIENCY) REVENUE OVER (UNDER) EXPENDITURES:					
		87,989,239	(3,585,749)	(6,820,941)	(2,293,491)
OTHER FINANCING SOURCES:					
7900	Proceeds from Sale of Fixed Assets	71,771	-	-	-
	Proceeds from Sale of Bonds	-	-	-	-
	Premium (Discount) Bonds Payable	-	-	-	-
	Operating Transfers In	-	-	-	1,400,000
	Special Items	-	-	-	-
	Extraordinary Items	-	-	-	-
7020	Total Other Financing Sources:	71,771	-	-	1,400,000
OTHER FINANCING USES:					
8900	Refunding Bonds	-	-	-	-
	Operating Transfers Out	18,200,000	-	-	-
8030	Total Other Financing Uses:	18,200,000	-	-	-
TOTAL OTHER FINANCING SOURCES AND (USES):					
		(18,128,230)	-	-	1,400,000
1200	EXCESS (DEFICIENCY) REVENUE AND OTHER FINANCING SOURCES OVER (UNDER) EXPENDITURES AND OTHER FINANCING USES:	69,861,009	(3,585,749)	(6,820,941)	(893,491)
0100	FUND BALANCE - September 1 (Beginning):	85,878,152	4,294,210	7,199,975	6,750,276
3000	FUND BALANCE (DEFICIT) - (Ending):	\$ 155,739,162	\$ 708,461	\$ 379,034	\$ 5,856,785

IRVING INDEPENDENT SCHOOL DISTRICT
 COMPARISON OF INTERNAL SERVICE FUNDS BUDGET & ACTUAL
 February 29, 2020

	CURRENT YEAR						PRIOR YEAR		
	09/01/2019 to 02/29/2020		%YTD	02/20 MTD		(OVER) UNDER YTD BUDGET	09/01/2018 to 02/28/2019		%YTD
BUDGET	ACTUAL	ACTUAL		%MTD	BUDGET		ACTUAL		
REVENUE:									
LOCAL RESOURCES:									
5742 INVESTMENT EARNINGS	1,000	20,221	2022.1%	2,922	292.2%	(19,221)	1,000	24,745	2474.5%
5749 MISCELLANEOUS REVENUE	435,647	249,837	57.3%	47,223	10.8%	185,810	435,647	173,065	39.7%
5751 FOOD SERVICES	-	-	--	-	--	-	8,500	567	6.7%
5754 INTERFUND TRANSACTIONS	1,056,000	678,933	64.3%	104,422	9.9%	377,067	1,011,000	657,265	65.0%
5755 ACTIVITY FUND RECEIPTS	250	-	0.0%	-	0.0%	250	332,014	169,888	51.2%
5769 REVENUE FROM INTERMEDIATE	-	-	--	-	--	-	-	-	--
TOTAL LOCAL RESOURCES	1,492,897	948,991	63.6%	154,566	10.4%	543,906	1,788,161	1,025,551	57.4%
OTHER SOURCES:									
7915 INTERFUND TRANSFER IN	-	-	--	-	--	-	-	-	0.0%
TOTAL OTHER SOURCES	-	-	0.0%	-	0.0%	-	-	-	0.0%
TOTAL INTERNAL SERVICE FUNDS REVENUE:	1,492,897	948,991	63.6%	154,566	10.4%	543,906	1,788,161	1,025,551	57.4%
EXPENDITURES:									
13 STAFF DEVELOPMENT:									
6300 SUPPLIES	-	-	--	-	--	-	-	-	--
TOTAL STAFF DEVELOPMENT	-	-	--	-	--	-	-	-	--
21 INSTRUCTIONAL ADMINISTRATION:									
6100 PAYROLL	225,387	94,325	41.9%	18,490	8.2%	131,062	225,387	88,728	39.4%
6200 CONTRACTED SERVICES	-	-	--	-	--	-	-	-	--
6300 SUPPLIES	200,010	88,662	44.3%	25,134	12.6%	111,348	202,010	110,164	54.5%
6400 OTHER EXPENSE	10,500	102	1.0%	18	0.2%	10,398	8,764	253	2.9%
TOTAL INSTRUCTIONAL ADMINISTRATION	435,897	183,089	42.0%	43,642	10.0%	252,808	436,161	199,145	45.7%
35 FOOD SERVICE									
6100 PAYROLL COSTS	-	-	--	-	--	-	2,640	-	0.0%
6200 CONTRACTED SERVICES	-	-	--	-	--	-	-	-	--
6300 SUPPLIES	-	-	--	-	--	-	-	-	--
TOTAL EXTRA-CURRICULAR ACTIVITIES:	-	-	--	-	--	-	2,640	-	0.0%
36 EXTRA-CURRICULAR ACTIVITIES:									
6100 PAYROLL	-	-	--	-	--	-	162,670	76,456	47.0%
6200 CONTRACTED SERVICES	-	-	--	-	--	-	38,150	6,692	17.5%
6300 SUPPLIES	-	-	--	-	--	-	119,740	(473)	-0.4%
6400 OTHER OPERATING COST	-	-	--	-	--	-	1,800	-	0.0%
TOTAL EXTRA-CURRICULAR ACTIVITIES:	-	-	--	-	--	-	322,360	82,675	25.6%
41 GENERAL ADMINISTRATION:									
6100 PAYROLL	177,270	81,180	45.8%	10,658	6.0%	96,090	177,270	90,654	51.1%
6200 CONTRACTED SERVICES	189,667	72,969	38.5%	2,038	1.1%	116,698	172,922	77,714	44.9%
6300 SUPPLIES	90,746	54,311	59.8%	401	0.4%	38,435	57,571	34,704	60.3%
6400 OTHER EXPENSE	1,590,685	161,646	10.2%	13,892	0.9%	1,429,039	1,594,605	445,109	27.9%
TOTAL GENERAL ADMINISTRATION	2,048,368	370,107	18.1%	26,989	1.3%	1,878,261	2,002,368	648,181	32.4%
8911 INTERFUND TRANSFERS OUT	-	-	--	-	--	-	-	-	--
TOTAL OTHER USES	-	-	--	-	--	-	-	-	--
51 MAINTENANCE:									
6100 PAYROLL	-	-	--	-	--	-	-	-	--
6200 CONTRACTED SERVICES	-	-	--	-	--	-	-	-	--
6300 SUPPLIES	-	-	--	-	--	-	3,660	640	17.5%
6400 OTHER OPERATING COST	38,000	37,000	97.4%	687	1.8%	1,000	35,340	33,008	93.4%
TOTAL EXTRA-CURRICULAR ACTIVITIES:	38,000	37,000	--	687	--	1,000	39,000	33,648	--
TOTAL 6000 EXPENDITURES:	2,522,265	590,196	23.4%	71,317	2.8%	1,932,069	2,802,529	963,649	34.4%
NET INCOME (LOSS)	(1,029,368)	358,794		83,249			(1,014,388)	81,902	
BEGINNING FUND BALANCE:	1,148,903	1,148,903					1,012,418	1,012,418	
ENDING FUND EQUITY BALANCE:	119,535	1,507,698					(1,950)	1,074,320	

**IRVING INDEPENDENT SCHOOL DISTRICT
 COMBINED STATEMENT OF REVENUE, EXPENSES AND
 CHANGES IN FUND NET ASSETS
 INTERNAL SERVICE FUNDS
 09/01/2019-02/29/2020**

	FOOD SERVICE VENDING 712	WORKERS COMPENSATION 771	UNEMPLOYMENT 772	SCIENCE REFURBISHMENT 774	PRINTSHOP SERVICE CENTER 775	TOTAL PROPRIETARY FUNDS 100-199
OPERATING REVENUE						
5700 Charges for Services	\$ -	\$ 624,500	\$ 5,673	\$ 244,981	\$ 53,616	\$ 928,770
5020 Total Operating Revenue	-	624,500	5,673	244,981	53,616	928,770
OPERATING EXPENSES						
6100 Payroll Costs	-	60,785	20,395	94,325		175,505
6200 Professional/Contracted Services		19,626	7,000		46,343	72,969
6300 Supplies and Materials		28,492	-	88,662	25,819	142,973
6400 Claims, Admin, & Other Expenses		184,264	14,383	102		198,749
6030 Total Operating Expenses	-	293,167	41,778	183,089	72,162	590,196
Operating Income (Loss)	-	331,333	(36,105)	61,892	(18,546)	338,574
NON-OPERATING REVENUE						
5742 Interest Income	-	20,221	-	-	-	20,221
OTHER SOURCES						
7900 Interfund Transfers In	-	-	-	-	-	-
CHANGE IN NET ASSETS						
	\$ -	\$ 351,553	\$ (36,105)	\$ 61,892	\$ (18,546)	\$ 358,794
0100 Total Net Assets - September 1 (Beginning)	\$ -	\$ 990,988	\$ 120,024	\$ 22,825	\$ 15,066	\$ 1,148,903
3000 TOTAL NET ASSETS	\$ -	\$ 1,342,542	\$ 83,918	\$ 84,717	\$ (3,479)	\$ 1,507,698

**IRVING INDEPENDENT SCHOOL DISTRICT
 COMBINED STATEMENT OF REVENUE, EXPENSES AND
 CHANGES IN FUND NET ASSETS
 INTERNAL SERVICE FUNDS
 09/01/2018-02/28/19**

	FOOD SERVICE VENDING 712	WORKERS COMPENSATION 771	UNEMPLOYMENT 772	SCIENCE REFURBISHMENT 774	PRINTSHOP SERVICE CENTER 775	TOTAL PROPRIETARY FUNDS 700-799
OPERATING REVENUE						
5700 Charges for Services	\$ 170,455	\$ 599,998	\$ 5,452	\$ 173,065	\$ 51,835	\$ 1,000,806
5020 Total Operating Revenue	170,455	599,998	5,452	173,065	51,835	1,000,806
OPERATING EXPENSES						
6100 Payroll Costs	76,456	72,556	18,098	88,728		255,838
6200 Professional/Contracted Services	6,692	28,687			49,026	84,406
6300 Supplies and Materials	(473)	16,426	-	110,164	18,918	145,034
6400 Claims, Admin, & Other Expenses	-	452,652	25,465	253		478,370
6030 Total Operating Expenses	82,675	570,322	43,563	199,145	67,944	963,649
Operating Income (Loss)	87,781	29,677	(38,111)	(26,079)	(16,110)	37,157
NON-OPERATING REVENUE						
5742 Interest Income	-	24,745	-	-	-	24,745
OTHER SOURCES						
7900 Interfund Transfers In	-	-	-	-	-	-
CHANGE IN NET ASSETS						
	\$ 87,781	\$ 54,422	\$ (38,111)	\$ (26,079)	\$ (16,110)	\$ 61,902
0100 Total Net Assets - September 1 (Beginning)	\$ (66,372)	\$ 773,329	\$ 188,046	\$ 75,576	\$ 41,839	\$ 1,012,418
3000 TOTAL NET ASSETS	\$ 21,409	\$ 827,751	\$ 149,934	\$ 49,497	\$ 25,729	\$ 1,074,320

CONSOLIDATED BALANCE SHEET FOR 2020 6 - GO

OBJ	OBJ DESCRIPTION	NET CHANGE FOR PERIOD	ACCOUNT BALANCE
ASSETS			
1111	CASH IN BANK	-8,815,567.60	-1,915,368.75
1151	IMPREST FUNDS	-174.00	2,734.00
1153	IMPREST CHANGE FUND	750.00	5,546.00
1170	LEGACY TEXAS MMA	.00	20,618,042.51
1172	CERTIFICATES OF DEPOSIT	.00	15,000,000.00
1173	AGENCY SECURITIES	10,003,940.66	24,997,382.33
1174	ADJUSTMENT TO FAIR VALUE	.00	-4,263.00
1176	TEXSTAR	.00	8,904,784.74
1177	LONE STAR POOL	.00	5,420,613.19
1178	TEXAS CLASS	-30,657,171.70	113,938,235.53
1179	LOGIC	.00	23,830,484.65
1222	PROPERTY TAXES - DELQ-PRIOR YE	.00	6,124,272.00
1231	ALLOWANCE FOR UNCOLLECTABLE TA	.00	-2,522,612.00
1241	DUE FROM STATE	.00	3,198,063.84
1251	ACCRUED INTEREST	-206.61	6,040.90
1262	DUE FROM SPECIAL REVENUE	.00	1,961,790.00
1263	DUE FROM I & S	-1,956.54	328,341.92
1266	DUE FROM INTERNAL SERVICE FUND	.00	2,536.00
1291	RECEIVABLES	.00	858,482.00
1295	DUE FROM TRISTAR	23,797.25	24,127.95
1311	INVENTORIES - GENERAL SUPPLIES	-273,504.11	-2,528.22
1312	INVENTORIES - SCHOOLDUDE	10,785.84	240,216.29
1313	POSTAGE	.00	58,944.94
1411	DEFERRED EXPENDITURES	.00	57,420.00
1493	RETURNED CHECKS	90.00	2,949.53
1495	PREPAID EXPENSE	.00	7,745.30
	TOTAL ASSETS	-29,709,216.81	221,143,981.65
LIABILITIES			
2110	ACTIVE CARD INTEGRATION PAYABL	-4,706.64	-287,609.62
2111	ACCOUNTS PAYABLE	-118,876.71	-221,370.73
2113	TAX REFUNDS/ATTNY'S FEE	-124,614.44	-962,128.59
2114	RETAINAGES	.00	-4,524.00
2161	ACCRUED WAGES PAYABLE	.00	-13,768,052.26
2173	DUE TO I&S	29,880,111.04	.00
2181	DUE TO STATE	475.12	-13,034.89
2189	DUE TO OTHER GOVERNMENTS	.00	-1,144,643.00
2199	CREDIT CARD SUSPENSION	-22,335.66	-69,101.52
2311	DEFERRED REVENUE	-50.90	-3,605,401.29
2312	DEFERRED REVENUE	.00	-858,482.00
	TOTAL LIABILITIES	29,610,001.81	-20,934,347.90
FUND BALANCE			
3411	RESERVE FOR INVENTORIES	.00	-638,177.00

CONSOLIDATED BALANCE SHEET FOR 2020 6 - GO

OBJ	OBJ DESCRIPTION	NET CHANGE FOR PERIOD	ACCOUNT BALANCE
FUND BALANCE			
3431	RESERVE FOR PREPAID ITEMS	.00	-67,847.00
3441	RESERVE FOR OUTSTANDING ENCUMB	.00	392,378.42
3591	OTHER DESIGNATED FUND BALANCE	.00	-3,024,775.00
3611	FUND BALANCE BEG-OF-YEAR	.00	-101,773,592.43
3612	BUDGET SURPLUS/DEFICIT	.00	-62,813.69
4310	RESERVE FOR ENCUMBRANCES	350,032.93	-8,045,817.82
4311	RESERVE FOR ENCUMBRANCES	-350,032.93	8,045,817.82
5010	ESTIMATED REVENUE - CO	127,161.12	340,199,545.94
5050	REALIZED REVENUE - CO	-24,316,271.06	-247,157,036.60
6010	APPROPRIATED EXPENDITURES - CO	-127,161.12	-340,136,732.25
6050	EXPENDITURES - CO	24,415,486.06	152,059,415.86
TOTAL FUND BALANCE		99,215.00	-200,209,633.75
TOTAL LIABILITIES + FUND BALANCE		29,709,216.81	-221,143,981.65

** END OF REPORT - Generated by MAHDIA LALEE **

CONSOLIDATED BALANCE SHEET FOR 2020 6 - FS

OBJ	OBJ DESCRIPTION	NET CHANGE FOR PERIOD	ACCOUNT BALANCE
ASSETS			
1111	CASH IN BANK	-1,818,829.38	-16,785,508.74
1151	IMPREST FUNDS	.00	1,000.00
1153	IMPREST CHANGE FUND	.00	7,650.00
1178	TEXAS CLASS	2,058,235.52	21,281,776.65
1241	DUE FROM STATE	30,885.45	2,101,374.27
1311	INVENTORIES - GENERAL SUPPLIES	.00	1,726,843.13
	TOTAL ASSETS	270,291.59	8,333,135.31
LIABILITIES			
2110	ACTIVE CARD INTEGRATION PAYABL	7,555.12	-5,433.12
2111	ACCOUNTS PAYABLE	7,216.14	-4,469.18
	TOTAL LIABILITIES	14,771.26	-9,902.30
FUND BALANCE			
3411	RESERVE FOR INVENTORIES	.00	-203,880.00
3441	RESERVE FOR OUTSTANDING ENCUMB	.00	9,487.00
3451	RESERVE - FOOD SERVICE	.00	-4,513,481.93
3612	BUDGET SURPLUS/DEFICIT	1,000,000.00	3,763,100.00
4310	RESERVE FOR ENCUMBRANCES	20,359.50	-373,765.95
4311	RESERVE FOR ENCUMBRANCES	-20,359.50	373,765.95
5010	ESTIMATED REVENUE - CO	.00	24,630,193.00
5050	REALIZED REVENUE - CO	-2,337,156.17	-15,656,385.41
6010	APPROPRIATED EXPENDITURES - CO	-1,000,000.00	-28,393,293.00
6050	EXPENDITURES - CO	2,052,093.32	12,041,027.33
	TOTAL FUND BALANCE	-285,062.85	-8,323,233.01
	TOTAL LIABILITIES + FUND BALANCE	-270,291.59	-8,333,135.31

** END OF REPORT - Generated by MAHDIA LALEE **

CONSOLIDATED BALANCE SHEET FOR 2020 6 - DS

OBJ	OBJ DESCRIPTION	NET CHANGE FOR PERIOD	ACCOUNT BALANCE
ASSETS			
1111	CASH IN BANK	5,771,395.46	7,852,029.46
1177	LONE STAR POOL	.00	858,443.74
1178	TEXAS CLASS	-9,015,663.26	7,743,383.38
1222	PROPERTY TAXES - DELQ-PRIOR YE	.00	1,758,291.00
1231	ALLOWANCE FOR UNCOLLECTABLE TA	.00	-893,840.00
1241	DUE FROM STATE	.00	343,353.00
1261	DUE FROM OPERATING	-29,880,111.04	.00
	TOTAL ASSETS	-33,124,378.84	17,661,660.58
LIABILITIES			
2171	DUE TO GENERAL FUND	1,956.54	-328,341.92
2311	DEFERRED REVENUE	.00	-864,451.00
	TOTAL LIABILITIES	1,956.54	-1,192,792.92
FUND BALANCE			
3480	RESTRICTED - LT DEBT RETIREMEN	.00	-5,751,969.66
3611	FUND BALANCE BEG-OF-YEAR	.00	-10,820,287.77
3612	BUDGET SURPLUS/DEFICIT	.00	9,679,050.16
5010	ESTIMATED REVENUE - CO	.00	81,100,164.45
5050	REALIZED REVENUE - CO	-5,773,352.00	-82,963,698.68
6010	APPROPRIATED EXPENDITURES - CO	.00	-90,779,214.61
6050	EXPENDITURES - CO	38,895,774.30	83,067,088.45
	TOTAL FUND BALANCE	33,122,422.30	-16,468,867.66
	TOTAL LIABILITIES + FUND BALANCE	33,124,378.84	-17,661,660.58

** END OF REPORT - Generated by MAHDIA LALEE **



**CONSENT AGENDA
04/27/2020**

TOPIC: Consider Approval of Resolution and Order No. 19-20-16 Authorizing April Amendment to the 2019-2020 Budget

<u>Revenue & Other Resources</u>	<u>Approved Amended Budget</u>	<u>Proposed Amendments</u>	<u>Amended Budget</u>
General Operating Fund	\$340,199,546	40,594	\$340,240,140
Food Service Fund	24,630,193	-	\$24,630,193
Debt Service Fund	81,100,164	-	\$81,100,164
Capital Projects Fund	-	-	\$0
Total Revenue & Other Sources	\$445,929,903	\$ 40,594	\$ 445,970,497
<u>Appropriations & Other Uses</u>			
General Operating Fund	\$ 340,136,732	\$ 40,594	\$340,177,326
Food Service Fund	28,393,293	-	28,393,293
Debt Service Fund	90,779,215	-	90,779,215
Capital Projects Fund	3,887,728	-	3,887,728
Total Appropriations & Other Uses	\$ 463,196,968	\$ 40,594	\$463,237,561

SUBMITTED BY: Gary Micinski and Steve Franks

BACKGROUND: In accordance with Texas Education Code Sec. 44.006, "Public funds of the school district may not be spent in any manner other than as provided for in the budget adopted by the board of trustees, but the board may amend a budget or adopt a supplementary emergency budget to cover necessary unforeseen expenses."

ADMINISTRATIVE RECOMMENDATION: The Administration recommends approving Resolution and Order No. 19-20-16 increasing the District's total budgeted revenue to \$445,970,497 and increasing total appropriations to \$463,237,561

RECOMMENDED BOARD MOTION: I move the Board approve Resolution and Order No. 19-20-16.

ATTACHMENTS:

1. Memo from Steve Franks to Gary Micinski
2. Resolution and Order No. 19-20-16

Date: April 27, 2020
 To: Gary Micinski, Chief Financial Officer
 From: Steve Franks, Director of Business Operations
 Subject: April Amendment to the 2019-2020 Budget

General Operating Fund

Total budgeted revenue to increase by \$40,594 dollars and total budgeted appropriations and other uses increase by \$40,594 which is summarized as follows:

Revenue:

➤ Increases to campus activity funds			
5744 – Gifts and Bequests	7,565		
5755 – Activity Fund Receipt	33,029		40,594
			<u>40,594</u>
		\$	<u>40,594</u>

Appropriations:

➤ Increases to campus activity funds (from campus fund balance) to reflect increase in fund balance:			
Function 11 – Instruction	31,019		
Function 12 – Library	1,182		
Function 13 – Staff Development	(757)		
Function 23 – School Administration	7,180		
Function 36 – Extra-Curricular Activities	2,270		
Function 81 – Facilities	(300)		40,594
➤ Increases (decreases) to budget for other transfers:			
Function 11 – Instruction	(155,446)		
Function 12 – Library	1,528		
Function 13 – Staff Development	43,818		
Function 21 – Instructional Administration	(604)		
Function 23 – School Administration	2,134		
Function 31 – Counseling Services	(613)		
Function 36 – Extra-Curricular Activities	4,319		
Function 41 – General Administration	23,500		
Function 51 – Maintenance	700		
Function 52 – Security	(23,500)		
Function 61 – Community Services	104,164		0
			<u>0</u>
		\$	<u>40,594</u>

Food Service Fund

There were no proposed budget changes to the Debt Service Fund.

Debt Service Fund

There were no proposed budget changes to the Debt Service Fund.

AGENDA SHEET

Meeting Date: 04/27/2020

Resolution/Order No.: 19-20-16

Topic: A Resolution of the Board of Trustees of the Irving Independent School District Adopting an Order Approving Amendment to the 2019-2020 Budget, Appropriating Necessary Funds for Certain Transactions or Projects, and Authorizing Other Matters Relating to the Subject.

WHEREAS, the Board of Trustees of the Irving Independent School District heretofore adopted the District's Budget for the 2019-2020 fiscal year which contained estimates of resources and revenues for the year from various sources, and included various capital projects and purchases to be undertaken during the fiscal year, together with the estimated costs thereof; and

WHEREAS, it is now apparent the Budget, as amended, should be amended to properly reflect actual changes in operations, revenues, activities, and projects not earlier foreseen or contemplated; and

WHEREAS, the Administrative Staff of the District has submitted proposed amendments to the 2019-2020 Budget reflecting the funds and sources of revenues to be allocated to and appropriated for the described projects or activities, a true and correct copy being attached hereto and marked Exhibit "A".

NOW, THEREFORE, BE IT RESOLVED BY THE BOARD OF TRUSTEES OF THE IRVING INDEPENDENT SCHOOL DISTRICT THAT THE TRUSTEES ADOPT THE FOLLOWING ORDER THAT:

SECTION 1: The proposed amendments to the Budget for the 2019-2020 fiscal year, as amended, as filed and submitted to the District's Board of Trustees and described in Exhibit "A" hereto, containing estimates of resources and revenues for the year from all of the various sources, and the projects, operations, activities, and purchases proposed to be undertaken during the remainder of the year, together with estimated costs thereof, and estimates amounts of all other proposed expenditures, are hereby approved and adopted.

SECTION 2: A true and correct copy of Exhibit "A" be filed in the minutes of the Board of Trustees with this Resolution and Order.

SECTION 3: There are hereby appropriated from the funds indicated and for such purposes, respectively, such sums of money as may be required for the accomplishment of each of the projects, activities, operations, purchases, or other expenditures described in Exhibit "A" not to exceed for all such payment proposed for any department the total amount of the estimated costs of such projects, operations, activities, purchases, and

other expenditures proposed for such department, the actual expenditures of which to be authorized in accordance with law and policies of the Board of Trustees.

SECTION 4: Should any part, portion, section, or part of a section of this Order or the amended Budget be declared invalid, inoperative, or void for any reason by a court of competent jurisdiction, such decision, opinion, judgment shall in no way affect the remaining portions, parts, sections, or parts of sections of the Order or the amendments to the Budget, which provisions shall be, remain, and continue to be in full force and effect.

IT IS SO RESOLVED.

PASSED, APPROVED AND ENACTED by the Board of Trustees of the Irving Independent School District, Irving, Texas, on 04/27/2020, at a duly constituted meeting for which notice was timely given.

A. D. Jenkins, President
Board of Trustees
Irving Independent School District

ATTEST:

Randy Randle, Secretary
Board of Trustees
Irving Independent School District

IRVING INDEPENDENT SCHOOL DISTRICT
OFFICIAL DISTRICT BUDGET
GENERAL OPERATING FUND
April 2020 BUDGET AMENDMENT

	<u>ORIGINAL BUDGET</u>	<u>PROPOSED AMENDMENTS TO ORIGINAL BUDGET</u>	<u>APPROVED AMENDED BUDGET</u>	<u>PROPOSED AMENDMENTS</u>	<u>NEW AMENDED BUDGET</u>
REVENUE:					
LOCAL RESOURCES:					
5711 TAXES CURRENT YEAR	143,312,706	-	143,312,706.00	-	143,312,706.00
5712 DELINQUENT TAXES	720,164	-	720,164.00	-	720,164.00
5719 OTHER TAX RELATED REVENUE	500,000	-	500,000.00	-	500,000.00
TOTAL TAXES	144,532,870	-	144,532,870	-	144,532,870
OTHER LOCAL REVENUE:					
5735 SUMMER SCHOOL	50,000	-	50,000	-	50,000
5738 PARKING FEES	5,000	-	5,000	-	5,000
5739 OTHER TUITION AND FEES	350,000	-	350,000	-	350,000
5742 INVESTMENT EARNINGS	1,000,000	-	1,000,000	-	1,000,000
5743 RENTAL OF FACILITIES	200,000	-	200,000	-	200,000
5744 GIFTS AND BEQUESTS	150,000	64,011	214,011	7,565	221,576
5745 NET INSURANCE RECOVERY	-	-	-	-	-
5746 TIF TAXES COLLECTED	-	-	-	-	-
5749 MISCELLANEOUS	-	249,184	249,184	-	249,184
5752 ATHLETIC	261,000	-	261,000	-	261,000
5755 ACTIVITY FUND RECEIPTS	1,250,000	293,984	1,543,984	33,029	1,577,012
5766 CONCURRENT ENROLLMENT	25,000	-	25,000	-	25,000
5767 IRVING SCHOOL FOUNDATION	-	-	-	-	-
5769 REVENUE FROM INTERMEDIATE	150,000	-	150,000	-	150,000
TOTAL OTHER LOCAL RESOURCES	3,441,000	607,179	4,048,179	40,594	4,088,773
TOTAL LOCAL RESOURCES	147,973,870	607,179	148,581,049	40,594	148,621,643
STATE RESOURCES:					
5811 PER CAPITA	7,894,020	-	7,894,020	-	7,894,020
5812 FOUNDATION ENTITLEMENTS	165,627,056	-	165,627,056	-	165,627,056
5819 FOUNDATION SUMMER SCHOOL	-	-	-	-	-
5829 TEA/NON-FOUNDATION REVENUE	-	-	-	-	-
5831 STATE T.R.S. ON BEHALF	12,962,813	-	12,962,813	-	12,962,813
TOTAL STATE RESOURCES	186,483,889	-	186,483,889	-	186,483,889
FEDERAL RESOURCES:					
5929 FEDERAL REVENUE - INDIRECT COST	350,000	-	350,000	-	350,000
5931 SHARS REIMBURSEMENT	3,800,000	-	3,800,000	-	3,800,000
5946 BABS SUBSIDY	734,608	-	734,608	-	734,608
5949 R.O.T.C. REIMBURSEMENT	250,000	-	250,000	-	250,000
TOTAL FEDERAL RESOURCES	5,134,608	-	5,134,608	-	5,134,608
TOTAL REVENUES	339,592,367	607,179	340,199,546	40,594	340,240,140
OTHER SOURCES					
7912 SALE OF FIXED ASSETS	-	-	-	-	-
7915 INTERFUND TRANSFERS IN	-	-	-	-	-
TOTAL OTHER SOURCES	-	-	-	-	-
TOTAL REVENUE AND OTHER SOURCES	339,592,367	607,179	340,199,546	40,594	340,240,140

IRVING INDEPENDENT SCHOOL DISTRICT
OFFICIAL DISTRICT BUDGET
GENERAL OPERATING FUND
April 2020 BUDGET AMENDMENT

	<u>ORIGINAL BUDGET</u>	<u>PROPOSED AMENDMENTS TO ORIGINAL BUDGET</u>	<u>APPROVED AMENDED BUDGET</u>	<u>PROPOSED AMENDMENTS</u>	<u>NEW AMENDED BUDGET</u>
EXPENDITURES:					
11 Instruction	200,858,083	356,254	201,214,337	(124,426)	201,089,911
12 Library	5,629,058	43,664	5,672,722	2,710	5,675,432
13 Staff Development	5,263,354	413,712	5,677,066	43,061	5,720,127
21 Instructional Administration	5,524,034	44,683	5,568,717	(604)	5,568,113
23 School Administration	21,275,254	174,152	21,449,406	9,313	21,458,719
31 Counseling Services	15,333,559	143,642	15,477,201	(613)	15,476,587
32 Attendance Services	1,589,940	-	1,589,940	-	1,589,940
33 Health Services	3,399,392	41,166	3,440,558	-	3,440,558
34 Pupil Transportation	16,452,190	(636,328)	15,815,862	-	15,815,862
35 Food Services	673,353	-	673,353	-	673,353
36 Extra-Curricular Activities	6,665,751	(63,557)	6,602,194	6,589	6,608,782
41 General Administration	8,998,458	114,719	9,113,177	23,500	9,136,677
51 Maintenance	26,068,158	904,497	26,972,655	700	26,973,355
52 Security	4,221,207	2,116	4,223,323	(23,500)	4,199,823
53 Data Processing	10,358,386	106,577	10,464,963	-	10,464,963
61 Community Services	558,464	296,403	854,867	104,165	959,032
81 Facilities	4,615,934	(105,000)	4,510,934	(300)	4,510,634
95 Payments to JJAEP	190,000	-	190,000	-	190,000
97 Payments to Tax Increment Funds	0	-	-	-	-
99 Intergovernmental Charges	625,457	-	625,457	-	625,457
TOTAL EXPENDITURES	<u>338,300,032</u>	<u>1,836,700</u>	<u>340,136,732</u>	<u>40,594</u>	<u>340,177,326</u>
OTHER USES					
8911 Interfund Transfers Out	-	-	-	-	-
TOTAL EXPENDITURES AND OTHER USES	<u>338,300,032</u>	<u>1,836,700</u>	<u>340,136,732</u>	<u>40,594</u>	<u>340,177,326</u>
EXCESS (DEFICIENCY) REVENUES OVER EXPENDITURES	1,292,335	2,443,879	62,814	(0)	62,814
EST. BEGINNING FUND BALANCE	<u>97,625,992</u>	-	<u>97,625,992</u>	-	<u>97,625,992</u>
ENDING FUND BALANCE	<u>98,918,327</u>	<u>2,443,879</u>	<u>97,688,806</u>	<u>(0)</u>	<u>97,688,806</u>

IRVING INDEPENDENT SCHOOL DISTRICT
OFFICIAL DISTRICT BUDGET
FOOD SERVICE
April 2020 BUDGET AMENDMENT

	<u>ORIGINAL BUDGET</u>	<u>APPROVED AMENDMENTS</u>	<u>APPROVED AMENDED BUDGET</u>	<u>PROPOSED AMENDMENTS</u>	<u>NEW AMENDED BUDGET</u>
REVENUE:					
LOCAL RESOURCES:					
5742 INVESTMENT EARNINGS	250,000	-	250,000	-	250,000
5751 FOOD SERVICES	2,700,000	-	2,700,000	-	2,700,000
5755 ACTIVITY FUND RECEIPTS	150,000	-	150,000	-	150,000
TOTAL LOCAL RESOURCES	<u>3,100,000</u>	<u>-</u>	<u>3,100,000</u>	<u>-</u>	<u>3,100,000</u>
STATE RESOURCES:					
5829 STATE MATCH - FOOD SERVICE	120,000	-	120,000	-	120,000.00
TOTAL STATE RESOURCES	<u>120,000</u>	<u>-</u>	<u>120,000</u>	<u>-</u>	<u>120,000</u>
FEDERAL RESOURCES:					
5921 SCHOOL BREAKFAST PROGRAM	5,500,000	-	5,500,000	-	5,500,000
5922 NATIONAL SCHOOL LUNCH PROGRAM	14,410,193	-	14,410,193	-	14,410,193
5923 USDA DONATED COMMODITIES	1,300,000	-	1,300,000	-	1,300,000
5939 SUMMER FEEDING PROGRAM	200,000	-	200,000	-	200,000
TOTAL FEDERAL RESOURCES	<u>21,410,193</u>	<u>-</u>	<u>21,410,193</u>	<u>-</u>	<u>21,410,193</u>
TOTAL REVENUE AND OTHER SOURCES	<u>24,630,193</u>	<u>-</u>	<u>24,630,193</u>	<u>-</u>	<u>24,630,193</u>
EXPENDITURES:					
35 Food Services	23,980,193	7,887	23,988,080	-	23,988,080
36 Extra-Curricular Activities	-	1,600	1,600	-	1,600
51 Maintenance & Operations	650,000	-	650,000	-	650,000
81 Facilities	2,000,000	1,753,613	3,753,613	-	3,753,613
TOTAL EXPENDITURES	<u>26,630,193</u>	<u>1,763,100</u>	<u>28,393,293</u>	<u>-</u>	<u>28,393,293</u>
OTHER USES					
8911 Interfund Transfers Out	-	-	-	-	-
TOTAL EXPENDITURES AND OTHER USES	<u>26,630,193</u>	<u>1,763,100</u>	<u>28,393,293</u>	<u>-</u>	<u>28,393,293</u>
EXCESS (DEFICIENCY) REVENUES OVER EXPENDITURES	<u>(2,000,000)</u>	<u>(1,763,100)</u>	<u>(3,763,100)</u>	<u>-</u>	<u>(3,763,100)</u>
EST. BEGINNING FUND BALANCE	<u>4,769,340</u>	<u>-</u>	<u>4,769,340</u>	<u>-</u>	<u>4,769,340</u>
ENDING FUND BALANCE	<u>2,769,340</u>	<u>(1,763,100)</u>	<u>1,006,240</u>	<u>-</u>	<u>1,006,240</u>

IRVING INDEPENDENT SCHOOL DISTRICT
OFFICIAL DISTRICT BUDGET
DEBT SERVICE
April 2020 BUDGET AMENDMENT

	ORIGINAL BUDGET	APPROVED AMENDMENTS	APPROVED AMENDED BUDGET	PROPOSED AMENDMENTS	NEW AMENDED BUDGET
REVENUE:					
LOCAL RESOURCES:					
5711 TAXES CURRENT YEAR	36,359,978	-	36,359,978	-	36,359,978
5712 DELINQUENT TAXES	367,272	-	367,272	-	367,272
5719 OTHER TAX RELATED REVENUE	100,000	-	100,000	-	100,000
TOTAL TAXES	36,827,250	-	36,827,250	-	36,827,250
OTHER LOCAL REVENUE:					
5742 INVESTMENT EARNINGS	100,000	-	100,000	-	100,000
5799 ISD-TNT ADJUSTMENT	-	-	-	-	-
TOTAL OTHER LOCAL SOURCES	100,000	-	100,000	-	100,000
TOTAL LOCAL RESOURCES	36,927,250	-	36,927,250	-	36,927,250
STATE RESOURCES:					
5829 TEA/NON-FOUNDATION REVENUE	-	-	-	-	-
TOTAL STATE RESOURCES	-	-	-	-	-
TOTAL REVENUES	36,927,250	-	36,927,250	-	36,927,250
OTHER SOURCES :					
7911 SALE OF BONDS	-	42,020,000	42,020,000	-	42,020,000
7915 INTERFUND TRANSFERS IN	-	-	-	-	-
7916 PREMIUM (DISCOUNT) BONDS PAYABLE	-	2,152,914	2,152,914	-	2,152,914
TOTAL OTHER SOURCES	-	44,172,914	44,172,914	-	44,172,914
TOTAL REVENUE AND OTHER SOURCES	36,927,250	44,172,914	81,100,164	-	81,100,164
EXPENDITURES:					
71 DEBT SERVICE	46,894,682	110,000	47,004,682	-	47,004,682
TOTAL EXPENDITURES	46,894,682	110,000	47,004,682	-	47,004,682
OTHER USES :					
8949 REFUNDING BONDS	-	43,774,533	43,774,533	-	43,774,533
TOTAL EXPENDITURES AND OTHER USES	46,894,682	43,884,533	90,779,215	-	90,779,215
EXCESS (DEFICIENCY) REVENUES OVER EXPENDITURES	(9,967,432)	288,382	(9,679,050)	-	(9,679,050)
EST. BEGINNING FUND BALANCE	10,440,359	-	10,440,359	-	10,440,359
ENDING FUND BALANCE	472,927	288,382	761,309	-	761,309

IRVING INDEPENDENT SCHOOL DISTRICT
OFFICIAL DISTRICT BUDGET
CAPITAL PROJECT - CAPITAL PROJECTS (MacArthur High School 19910)
April 2020 BUDGET AMENDMENT

	ORIGINAL BUDGET	APPROVED AMENDMENTS	APPROVED AMENDED BUDGET	PROPOSED AMENDMENTS	NEW AMENDED BUDGET
REVENUE:					
OTHER SOURCES:					
7915 INTERFUND TRANSFERS IN	-	-	-	-	-
TOTAL OTHER SOURCES	<u>-</u>	<u>-</u>	<u>-</u>	<u>-</u>	<u>-</u>
TOTAL OTHER SOURCES	<u>-</u>	<u>-</u>	<u>-</u>	<u>-</u>	<u>-</u>
EXPENDITURES:					
81 FACILITIES	394,465	-	394,465	-	394,465
TOTAL EXPENDITURES	<u>394,465</u>	<u>-</u>	<u>394,465</u>	<u>-</u>	<u>394,465</u>
OTHER USES					
8911 Interfund Transfer Out	-	-	-	-	-
TOTAL EXPENDITURES AND OTHER USES	<u>-</u>	<u>-</u>	<u>394,465</u>	<u>-</u>	<u>394,465</u>
EXCESS (DEFICIENCY) REVENUES OVER EXPENDITURES	(394,465)	-	(394,465)	-	(394,465)
ENDING FUND BALANCE	<u>(394,465)</u>	<u>-</u>	<u>(394,465)</u>	<u>-</u>	<u>(394,465)</u>

IRVING INDEPENDENT SCHOOL DISTRICT
OFFICIAL DISTRICT BUDGET
CAPITAL PROJECT - CAPITAL PROJECTS (Irving High School 39906)
April 2020 BUDGET AMENDMENT

	<u>ORIGINAL BUDGET</u>	<u>APPROVED AMENDMENTS</u>	<u>APPROVED AMENDED BUDGET</u>	<u>PROPOSED AMENDMENTS</u>	<u>NEW AMENDED BUDGET</u>
REVENUE:					
OTHER SOURCES:					
7915 INTERFUND TRANSFERS IN	-	-	-	-	-
TOTAL OTHER SOURCES	<u>-</u>	<u>-</u>	<u>-</u>	<u>-</u>	<u>-</u>
TOTAL OTHER SOURCES	<u>-</u>	<u>-</u>	<u>-</u>	<u>-</u>	<u>-</u>
EXPENDITURES:					
81 FACILITIES	913,187	-	913,187	-	913,187
TOTAL EXPENDITURES	<u>913,187</u>	<u>-</u>	<u>913,187</u>	<u>-</u>	<u>913,187</u>
OTHER USES					
8911 Interfund Transfer Out	-	-	-	-	-
TOTAL EXPENDITURES AND OTHER USES	<u>-</u>	<u>-</u>	<u>913,187</u>	<u>-</u>	<u>913,187</u>
EXCESS (DEFICIENCY) REVENUES OVER EXPENDITURES	<u>(913,187)</u>	<u>-</u>	<u>(913,187)</u>	<u>-</u>	<u>(913,187)</u>
ENDING FUND BALANCE	<u>(913,187)</u>	<u>-</u>	<u>(913,187)</u>	<u>-</u>	<u>(913,187)</u>

IRVING INDEPENDENT SCHOOL DISTRICT
OFFICIAL DISTRICT BUDGET
CAPITAL PROJECT - CAPITAL PROJECTS (Nimitz High School 39907)
April 2020 BUDGET AMENDMENT

	<u>ORIGINAL BUDGET</u>	<u>APPROVED AMENDMENTS</u>	<u>APPROVED AMENDED BUDGET</u>	<u>PROPOSED AMENDMENTS</u>	<u>NEW AMENDED BUDGET</u>
REVENUE:					
OTHER SOURCES:					
7915 INTERFUND TRANSFERS IN	-	-	-	-	-
TOTAL OTHER SOURCES	<u>-</u>	<u>-</u>	<u>-</u>	<u>-</u>	<u>-</u>
TOTAL OTHER SOURCES	<u>-</u>	<u>-</u>	<u>-</u>	<u>-</u>	<u>-</u>
EXPENDITURES:					
81 FACILITIES	150,262	-	150,262	-	150,262
TOTAL EXPENDITURES	<u>150,262</u>	<u>-</u>	<u>150,262</u>	<u>-</u>	<u>150,262</u>
OTHER USES					
8911 Interfund Transfer Out	-	-	-	-	-
TOTAL EXPENDITURES AND OTHER USES	<u>-</u>	<u>-</u>	<u>150,262</u>	<u>-</u>	<u>150,262</u>
EXCESS (DEFICIENCY) REVENUES OVER EXPENDITURES	<u>(150,262)</u>	<u>-</u>	<u>(150,262)</u>	<u>-</u>	<u>(150,262)</u>
ENDING FUND BALANCE	<u>(150,262)</u>	<u>-</u>	<u>(150,262)</u>	<u>-</u>	<u>(150,262)</u>

IRVING INDEPENDENT SCHOOL DISTRICT
OFFICIAL DISTRICT BUDGET
CAPITAL PROJECT - CAPITAL PROJECTS (LT Technology Improvement 39910)
April 2020 BUDGET AMENDMENT

	ORIGINAL BUDGET	APPROVED AMENDMENTS	APPROVED AMENDED BUDGET	PROPOSED AMENDMENTS	NEW AMENDED BUDGET
REVENUE:					
OTHER SOURCES:					
7915 INTERFUND TRANSFERS IN	-	-	-	-	-
TOTAL OTHER SOURCES	<u>-</u>	<u>-</u>	<u>-</u>	<u>-</u>	<u>-</u>
TOTAL OTHER SOURCES	<u>-</u>	<u>-</u>	<u>-</u>	<u>-</u>	<u>-</u>
EXPENDITURES:					
11 INSTRUCTION	2,429,814	-	2,429,814	-	2,429,814
41 GENERAL ADMINISTRATION	-	-	-	-	-
53 MAINTENANCE AND OPERATION	1,100,000	-	1,100,000	-	1,100,000
81 FACILITIES	-	-	-	-	-
TOTAL EXPENDITURES	<u>2,429,814</u>	<u>-</u>	<u>3,529,814</u>	<u>-</u>	<u>3,529,814</u>
OTHER USES					
8911 Interfund Transfer Out	-	-	-	-	-
TOTAL EXPENDITURES AND OTHER USES	<u>-</u>	<u>-</u>	<u>3,529,814</u>	<u>-</u>	<u>3,529,814</u>
EXCESS (DEFICIENCY) REVENUES OVER EXPENDITURES	(2,429,814)	-	(3,529,814)	-	(3,529,814)
ENDING FUND BALANCE	<u>(2,429,814)</u>	<u>-</u>	<u>(3,529,814)</u>	<u>-</u>	<u>(3,529,814)</u>



CONSENT AGENDA
4/27/2020

TOPIC: Consider Approval of Resolution and Order No. 19-20-17 Approving Supplements to Irving ISD Tax Rolls

SUBMITTED BY: Cher Elzy

BACKGROUND: The Board approved the Tax Roll on August 26, 2019. Supplements to the tax roll are prepared monthly by the Dallas Central Appraisal District. Board action is required on any refunds greater than \$2,500.00. For ease in processing we are presenting the total value of all supplements.

ADMINISTRATIVE RECOMMENDATION: The Administration recommends that the Board of Trustees approve Resolution and Order No. 19-20-17 for supplements to the Irving ISD tax rolls.

RECOMMENDED BOARD MOTION: I move the Board approve the Supplements to the Irving ISD Tax Rolls.

Additional Agenda Sheets Attached: Yes No

Attachments:

1. Resolution and Order No. 19-20-17
2. Memo from Cher Elzy to Gary Micinski
3. Dallas Central Appraisal District Supplement Recap for March
4. Supplement 8 to the 2019 tax roll
5. Supplement 20 to the 2018 tax roll
6. Supplement 32 to the 2017 tax roll
7. Supplement 44 to the 2016 tax roll
8. Supplement 56 to the 2015 tax roll
9. Comparison to Budget to Actual Tax Roll Spreadsheet

AGENDA SHEET

Meeting Date: 4/27/2020

Resolution and Order No.: 19-20-17

Topic: Consider Approval of Resolution and Order No. 19-20-17 Approving Supplements to Irving ISD Tax Rolls

WHEREAS, the Chief Appraiser for the Dallas Central Appraisal District, pursuant to the Section 26.01, Texas Property Tax Code, has certified to the Assessor/Collector for the Irving Independent School District that part of the appraisal rolls for the District that lists the property taxable by the District; and

WHEREAS, the Assessor/Collector for the Irving Independent School District has, pursuant to Section 26.04, Texas Property Tax Code, submitted the appraisal rolls of the appraised, assessed, and taxable values of property and the taxable value of new property, said supplemental rolls being an addition to the tax rolls accepted by the Board of Trustees on August 26, 2019, August 27, 2018, August 28, 2017, July 18, 2016, August 24, 2015, August 18, 2014, August 26, 2013, August 27, 2012, August 29, 2011, August 30, 2010.

NOW, THEREFORE, BE IT RESOLVED that the Board of Trustees of the Irving Independent School District approve and adopt the following Resolution and Order:

Section 1. The supplemental appraisal rolls as submitted by the Assessor/Collector for the Irving Independent School District, are hereby, in all things approved as additions to the appraisal rolls for the District.

Section 2. This Resolution and Order to become effective immediately; therefore, it shall be effective from and after the date of its passage as made and provided by applicable laws of the State and of the Irving Independent School District.

IT IS SO ORDERED.

PASSED, APPROVED AND ENACTED by the Board of Trustees of the Irving Independent School District, Irving, Texas, on the 27th day of April, 2020 at a duly constituted meeting for which notice was timely given.

**A.D. Jenkins, President
Board of Trustees
Irving Independent School District**

ATTEST:

**Randy Randle, Secretary
Board of Trustees
Irving Independent School District**

DATE: April 27, 2020

MEMO TO: Gary Micinski, CFO

FROM: Cher Elzy, Director of Taxation

SUBJECT: March Supplement Reports

Attached for your consideration is the March Supplement Reports.

Thank you.



DALLAS CENTRAL APPRAISAL DISTRICT

SUPPLEMENT 03-2020

As of March 11, 2020

**State of Texas
County of Dallas**

Property Tax Code, Section 25.25

I, W. Kenneth Nolan, Executive Director/Chief Appraiser of the Dallas Central Appraisal District, attest to the best of my knowledge, that the attached is a supplement to the certified appraisal roll which lists taxable property for

IRVING ISD

Tax Year	Amount of
2019	17,063,025-
2018	5,449,620-
2017	419,748-
2016	81,303-
2015	108,550-

Date : March 19, 2020

**W. Kenneth Nolan
Executive Director/Chief Appraiser**

2019 SUPPLEMENT NO. 8

Real Property Additions		Personal Property Additions
\$ 0		\$ 488,840
Total Additions	Supplemental Change Report	Net Changes of Changes
\$ 488,840	\$ (17,551,865)	\$ (17,063,025)

**Summary of Supplemental Change Report
#1 through #8**

Value	Reason
\$ (91,739,216)	Exemptions and Value Changes
\$ 169,973,493	Total Additions
\$ 78,234,277	Net Total

2018 SUPPLEMENT NO. 20

Real Property Additions		Personal Property Additions
\$ 0		\$ 0
Total Additions	Supplemental Change Report	Net Changes of Changes
\$ 0	\$ (5,449,620)	\$ (5,449,620)

**Summary of Supplemental Change Report
#1 through #20**

Value	Reason
\$ (236,742,872)	Exemptions and Value Changes
\$ 91,947,025	Total Additions
\$ (144,795,847)	Net Total

2017 SUPPLEMENT NO. 32

Real Property Additions		Personal Property Additions
\$ 0		\$ 0
Total Additions	Supplemental Change Report	Net Changes of Changes
\$ 0	\$ (419,748)	\$ (419,748)

**Summary of Supplemental Change Report
#1 through #32**

Value	Reason
\$ (255,049,847)	Exemptions and Value Changes
\$ 115,978,212	Total Additions
\$ (139,071,635)	Net Total

2016 SUPPLEMENT NO. 44

Real Property Additions		Personal Property Additions
0		\$ 0
 Total Additions	 Supplemental Change Report	 Net Changes of Changes
0	\$ (81,303)	\$ (81,303)

**Summary of Supplemental Change Report
#1 through #44**

Value	Reason
\$ (359,084,896)	Exemptions and Value Changes
\$ 88,744,705	Total Additions
\$ (270,340,191)	Net Total

2015 SUPPLEMENT NO. 56

Real Property Additions		Personal Property Additions
\$ 0		\$ 0
Total Additions	Supplemental Change Report	Net Changes of Changes
\$ 0	\$ (108,550)	\$ (108,550)

**Summary of Supplemental Change Report
#1 through #56**

Value	Reason
\$ (234,696,546)	Exemptions and Value Changes
\$ 48,203,141	Total Additions
\$ (186,493,405)	Net Total

RECAP FOR MARCH SUPPLEMENT

2019 SUPPLEMENT NO. 8	\$	(17,063,025)
2018 SUPPLEMENT NO. 20	\$	(5,449,620)
2017 SUPPLEMENT NO. 32	\$	(419,748)
2016 SUPPLEMENT NO. 44	\$	(81,303)
2015 SUPPLEMENT NO. 56	\$	(108,550)

FY 2019-2020

COMPARISON OF BUDGET TO ACTUAL TAX ROLL

	ORIGINAL BUDGET	CERTIFIED TAX ROLL	ROLLS 1 - 8	ADJUSTED TAX ROLL
NET TAXABLE VALUE	\$ 13,127,517,207	\$ 14,512,366,935	78,234,277	\$ 14,590,601,212
M & O LEVY (1.03100)	\$ 135,344,702	\$ 149,622,503	806,595	\$ 150,429,098
I & S LEVY (.27410)	\$ 35,982,525	\$ 39,778,398	214,440	\$ 39,992,838
TOTAL LEVY (1.30510)	\$ 171,327,227	\$ 189,400,901	1,021,035	\$ 190,421,936

2019 SUPPLEMENT	TAXABLE VALUE
SUPPLEMENT NO. 1	32,571,769
SUPPLEMENT NO. 2	98,098,133
SUPPLEMENT NO. 3	25,517,424
SUPPLEMENT NO. 4	-14,556,681
SUPPLEMENT NO. 5	-8,195,689
SUPPLEMENT NO. 6	-19,703,429
SUPPLEMENT NO. 7	-18,434,225
SUPPLEMENT NO. 8	-17,063,025

TOTAL **78,234,277**

* LEVY REFLECTS FROZEN LOSS FROM OVER 65 & DISABILITY ACCOUNTS

2019 SUPPLEMENTAL BUDGET	-150,000,000
NET GAIN (LOSS) TO TAX	<u>228,234,277</u>
LEVY GAIN (LOSS) M & O	2,353,095
LEVY GAIN (LOSS) I & S	625,590
TOTAL LEVY GAIN (LOSS) DUE TO SUPPLEMENTS	<u>2,978,685</u>

FY 2018-2019

COMPARISON OF BUDGET TO ACTUAL TAX ROLL

	ORIGINAL BUDGET	CERTIFIED TAX ROLL	ROLLS 1 - 20	ADJUSTED TAX ROLL
NET TAXABLE VALUE	\$ 12,223,386,344	\$ 13,439,011,068	-144,795,847	\$ 13,294,215,221
M & O LEVY (1.17)	\$ 143,013,620	\$ 157,236,430	-1,694,111	\$ 155,542,319
I & S LEVY (.2311)	\$ 28,248,246	\$ 31,057,554	-334,623	\$ 30,722,931
TOTAL LEVY (1.4011)	171,261,866	188,293,984	-2,028,734	\$ 186,265,250

2018 SUPPLEMENT	TAXABLE VALUE
SUPPLEMENT NO. 1	-1,415,301
SUPPLEMENT NO. 2	-1,967,970
SUPPLEMENT NO. 3	59,418,616
SUPPLEMENT NO. 4	10,785,664
SUPPLEMENT NO. 5	-18,582,754
SUPPLEMENT NO. 6	-2,445,166
SUPPLEMENT NO. 7	-21,479,140
SUPPLEMENT NO. 8	-38,878,680
SUPPLEMENT NO. 9	-7,401,705
SUPPLEMENT NO. 10	-19,670,312
SUPPLEMENT NO. 11	-12,285,270
SUPPLEMENT NO. 12	-26,883,772
SUPPLEMENT NO. 13	-418,958
SUPPLEMENT NO. 14	-9,012,907
SUPPLEMENT NO. 15	-8,273,654
SUPPLEMENT NO. 16	-27,730,004
SUPPLEMENT NO. 17	-4,033,170
SUPPLEMENT NO. 18	-4,124,920
SUPPLEMENT NO. 19	-4,946,824
SUPPLEMENT NO. 20	-5,449,620

TOTAL align="right">**-144,795,847**

* LEVY REFLECTS FROZEN LOSS FROM OVER 65 & DISABILITY ACCOUNTS

2018 SUPPLEMENTAL BUDGET	<u>-150,000,000</u>
NET GAIN (LOSS) TO TAX	5,204,153
LEVY GAIN (LOSS) M & O	60,888
LEVY GAIN (LOSS) I & S	<u>12,027</u>
TOTAL LEVY GAIN (LOSS) DUE TO SUPPLEMENTS	72,915

**FY 2017-2018
COMPARISON OF BUDGET TO ACTUAL TAX ROLL**

	ORIGINAL BUDGET	CERTIFIED TAX ROLL	ROLLS 1 - 32	ADJUSTED TAX ROLL
NET TAXABLE VALUE	\$ 11,096,312,115	\$ 12,178,979,842	-139,071,635	\$ 12,039,908,207
M & O LEVY (1.17)	\$ 129,826,852	\$ 142,494,064	-1,627,138	\$ 140,866,926
I & S LEVY (.2614)	\$ 29,005,833	\$ 31,835,853	-363,533	\$ 31,472,320
TOTAL LEVY (1.4314)	\$ 158,832,685	\$ 174,329,917	-1,990,671	\$ 172,339,246

2017 SUPPLEMENT	TAXABLE VALUE
SUPPLEMENT NO. 1	45,880,656
SUPPLEMENT NO. 2	9,215,735
SUPPLEMENT NO. 3	8,867,781
SUPPLEMENT NO. 4	610,035
SUPPLEMENT NO. 5	-4,867,051
SUPPLEMENT NO. 6	-10,449,039
SUPPLEMENT NO. 7	-34,417,183
SUPPLEMENT NO. 8	-15,719,504
SUPPLEMENT NO. 9	-22,644,695
SUPPLEMENT NO. 10	-1,755,708
SUPPLEMENT NO. 11	-11,818,504
SUPPLEMENT NO. 12	-21,854,669
SUPPLEMENT NO. 13	-8,601,532
SUPPLEMENT NO. 14	-5,015,998
SUPPLEMENT NO. 15	-4,561,293
SUPPLEMENT NO. 16	-3,740,084
SUPPLEMENT NO. 17	-1,581,999
SUPPLEMENT NO. 18	-1,902,556
SUPPLEMENT NO. 19	-5,037,372
SUPPLEMENT NO. 20	-2,205,667
SUPPLEMENT NO. 21	-1,013,721
SUPPLEMENT NO. 22	-1,251,382
SUPPLEMENT NO. 23	-1,395,752
SUPPLEMENT NO. 24	-10,240,437
SUPPLEMENT NO. 25	-328,358
SUPPLEMENT NO. 26	-6,746,358
SUPPLEMENT NO. 27	-67,573
SUPPLEMENT NO. 28	-25,155,092
SUPPLEMENT NO. 29	-412,230
SUPPLEMENT NO. 30	-142,000
SUPPLEMENT NO. 31	-300,337
SUPPLEMENT NO. 32	-419,748

TOTAL **-139,071,635**

* LEVY REFLECTS FROZEN LOSS FROM OVER 65 & DISABILITY ACCOUNTS

2017 SUPPLEMENTAL BUDGET	-150,000,000
NET GAIN (LOSS) TO TAX	<u>10,928,365</u>
LEVY GAIN (LOSS) M & O	127,862
LEVY GAIN (LOSS) I & S	<u>28,567</u>
TOTAL LEVY GAIN (LOSS) DUE TO SUPPLEMENTS	156,429

**FY 2016-2017
COMPARISON OF BUDGET TO ACTUAL TAX ROLL**

	ORIGINAL BUDGET	CERTIFIED TAX ROLL	ROLLS 1 - 44	ADJUSTED TAX ROLL
NET TAXABLE VALUE	\$ 10,971,091,578	\$ 11,594,095,283	-270,340,191	\$ 11,323,755,092
M & O LEVY (1.17)	\$ 114,099,352	\$ 120,578,591	-3,162,980	\$ 117,415,611
I & S LEVY (.2750)	\$ 44,432,921	\$ 46,956,086	-743,436	\$ 46,212,650
TOTAL LEVY (1.445)	\$ 158,532,273	\$ 167,534,677	-3,906,416	\$ 163,628,261

2016 SUPPLEMENT	TAXABLE VALUE
SUPPLEMENT NO. 1	-1,167,758
SUPPLEMENT NO. 2	15,294,820
SUPPLEMENT NO. 3	-1,680,520
SUPPLEMENT NO. 4	-10,963,884
SUPPLEMENT NO. 5	5,634,501
SUPPLEMENT NO. 6	-86,757,481
SUPPLEMENT NO. 7	-75,264
SUPPLEMENT NO. 8	-20,672,078
SUPPLEMENT NO. 9	-6,692,896
SUPPLEMENT NO. 10	-13,262,234
SUPPLEMENT NO. 11	-10,894,088
SUPPLEMENT NO. 12	-5,028,778
SUPPLEMENT NO. 13	-14,422,823
SUPPLEMENT NO. 14	-41,445,409
SUPPLEMENT NO. 15	217,645
SUPPLEMENT NO. 16	-7,414,302
SUPPLEMENT NO. 17	-4,129,812
SUPPLEMENT NO. 18	-19,723,577
SUPPLEMENT NO. 19	-18,150,661
SUPPLEMENT NO. 20	-3,874,654
SUPPLEMENT NO. 21	-1,890,006
SUPPLEMENT NO. 22	-724,380
SUPPLEMENT NO. 23	-3,318,316
SUPPLEMENT NO. 24	-312,500
SUPPLEMENT NO. 25	-289,355
SUPPLEMENT NO. 26	-336,805
SUPPLEMENT NO. 27	-371,570
SUPPLEMENT NO. 28	-2,812,269
SUPPLEMENT NO. 29	-90,000
SUPPLEMENT NO. 30	-319,395
SUPPLEMENT NO. 31	-1,807,144
SUPPLEMENT NO. 32	-1,213,680
SUPPLEMENT NO. 33	-100,000
SUPPLEMENT NO. 34	-200,400
SUPPLEMENT NO. 35	-73,972
SUPPLEMENT NO. 36	10,534

SUPPLEMENT NO. 37	114,453
SUPPLEMENT NO. 38	159,760
SUPPLEMENT NO. 39	53,957
SUPPLEMENT NO. 40	-11,411,940
SUPPLEMENT NO. 41	-55,186
SUPPLEMENT NO. 42	0
SUPPLEMENT NO. 43	-61,421
SUPPLEMENT NO. 44	-81,303

TOTAL **-270,340,191**

* LEVY REFLECTS FROZEN LOSS FROM OVER 65 & DISABILITY ACCOUNTS

2016 SUPPLEMENTAL BUDGET	-150,000,000
NET GAIN (LOSS) TO TAX	-120,340,191

LEVY GAIN (LOSS) M & O	-1,407,980
LEVY GAIN (LOSS) I & S	-330,936
TOTAL LEVY GAIN (LOSS) DUE TO SUPPLEMENTS	-1,738,916

**FY 2015-2016
COMPARISON OF BUDGET TO ACTUAL TAX ROLL**

	ORIGINAL BUDGET	CERTIFIED TAX ROLL	ROLLS 1 - 56	ADJUSTED TAX ROLL
NET TAXABLE VALUE	\$ 10,204,561,876	\$10,563,683,328	-186,493,405	\$10,377,189,923
M & O LEVY (1.04)	\$ 106,127,444	\$ 107,721,792	-1,939,531	\$105,782,261
I & S LEVY (.405)	\$ 41,328,476	\$ 41,949,390	-755,298	\$41,194,092
TOTAL LEVY (1.445)	\$ 147,455,920	\$ 149,671,182	-2,694,829	\$146,976,353

2015 SUPPLEMENTS	TAXABLE VALUE
SUPPLEMENT NO. 1	7,143,089
SUPPLEMENT NO. 2	12,957,293
SUPPLEMENT NO. 3	457,433
SUPPLEMENT NO. 4	-5,329,724
SUPPLEMENT NO. 5	-18,135,233
SUPPLEMENT NO. 6	-15,690,851
SUPPLEMENT NO. 7	-31,562,401
SUPPLEMENT NO. 8	-40,134,858
SUPPLEMENT NO. 9	-19,244,179
SUPPLEMENT NO. 10	-3,096,159
SUPPLEMENT NO. 11	-7,999,302
SUPPLEMENT NO. 12	-14,856,845
SUPPLEMENT NO. 13	-1,317,830
SUPPLEMENT NO. 14	-14,608,729
SUPPLEMENT NO. 15	-4,301,708
SUPPLEMENT NO. 16	-4,276,405
SUPPLEMENT NO. 17	-3,148,642
SUPPLEMENT NO. 18	-113,457
SUPPLEMENT NO. 19	-2,777,812
SUPPLEMENT NO. 20	-3,361,367
SUPPLEMENT NO. 21	93,913
SUPPLEMENT NO. 22	-1,832,646
SUPPLEMENT NO. 23	-154,860
SUPPLEMENT NO. 24	0
SUPPLEMENT NO. 25	22,500
SUPPLEMENT NO. 26	-501,718
SUPPLEMENT NO. 27	180,100
SUPPLEMENT NO. 28	22,500
SUPPLEMENT NO. 29	-2,496,150
SUPPLEMENT NO. 30	-590,840
SUPPLEMENT NO. 31	-96,200
SUPPLEMENT NO. 32	-389,150
SUPPLEMENT NO. 33	-3,280
SUPPLEMENT NO. 34	-45,190
SUPPLEMENT NO. 35	-15,000
SUPPLEMENT NO. 36	0
SUPPLEMENT NO. 37	-3,230
SUPPLEMENT NO. 38	-80
SUPPLEMENT NO. 39	-77,200

SUPPLEMENT NO. 40	-161,430
SUPPLEMENT NO. 41	0
SUPPLEMENT NO. 42	54,870
SUPPLEMENT NO. 43	217,190
SUPPLEMENT NO. 44	17,500
SUPPLEMENT NO. 45	25,000
SUPPLEMENT NO. 46	-25,000
SUPPLEMENT NO. 47	24,360
SUPPLEMENT NO. 48	0
SUPPLEMENT NO. 49	105,000
SUPPLEMENT NO. 50	8,203
SUPPLEMENT NO. 51	85,041
SUPPLEMENT NO. 52	-11,352,048
SUPPLEMENT NO. 53	-161,370
SUPPLEMENT NO. 54	0
SUPPLEMENT NO. 55	62,047
SUPPLEMENT NO. 56	-108,550

TOTAL -186,493,405

* LEVY REFLECTS FROZEN LOSS FROM OVER 65 & DISABILITY ACCOUNTS

2015 SUPPLEMENTAL BUDGET	-150,000,000
NET GAIN (LOSS) TO TAX	<u>-36,493,405</u>

LEVY GAIN (LOSS) M & O	-379,531
LEVY GAIN (LOSS) I & S	-147,798
TOTAL LEVY GAIN (LOSS) DUE TO SUPPLEMENTS	<u>-527,329</u>

2019 ACTIVE LAWSUITS

OWNERS NAME	DCAD VALUE	TYPE OF PROPERTY
130 E JOHN W CARPENTER	\$ 8,400,000	REAL
1927 BELTLINE CP LTD	\$ 2,950,000	REAL
1927 BELTLINE CP LTD	\$ 1,920,000	REAL
1927 BELTLINE CP LTD	\$ 700,000	REAL
1927 BELTLINE CP LTD	\$ 7,600,000	REAL
1927 BELTLINE CP LTD	\$ 12,200,000	REAL
2929 PARK GROVE VNTRE LTD	\$ 10,008,250	REAL
2929 PARK GROVE VNTRE LTD	\$ 691,750	REAL
250 290 B&C LLC	\$ 34,315,000	REAL
250 290 B&C LLC	\$ 17,080,000	REAL
250 290 B&C LLC	\$ 18,835,000	REAL
555 WEST AIRPORT FWY LLC	\$ 5,093,280	REAL
89 H A S HOTEL CORP	\$ 1,100,000	REAL
AGAS VENTURES LLC	\$ 180,000	REAL
AGAS VENTURES LLC	\$ 135,410	REAL
AGAS VENTURES LLC	\$ 159,000	REAL
AGAS VENTURES LLC	\$ 144,000	REAL
AGAS VENTURES LLC	\$ 187,000	REAL
AGAS VENTURES LLC	\$ 119,400	REAL
AGAS VENTURES LLC	\$ 168,420	REAL
AGAS VENTURES LLC	\$ 160,750	REAL
AGAS VENTURES LLC	\$ 157,630	REAL
AGAS VENTURES LLC	\$ 146,130	REAL
AGAS VENTURES LLC	\$ 124,860	REAL
AGAS VENTURES LLC	\$ 143,000	REAL
AGRE WILLIAMS SQUARE HOLDINGS LLC	\$ 62,271,580	REAL
AGRE WILLIAMS SQUARE HOLDINGS LLC	\$ 8,851,220	REAL
AGRE WILLIAMS SQUARE HOLDINGS LLC	\$ 104,567,910	REAL
AGRE WILLIAMS SQUARE HOLDINGS LLC	\$ 61,859,290	REAL
ALDI	\$ 767,120	PERSONAL
ALDI	\$ 415,870	PERSONAL
AMERICAN HOMES 4 RENT	\$ 225,070	REAL
ARC RENTAL MSR I LLC	\$ 164,450	REAL
B & B TECHNICAL SERVICES	\$ 835,000	REAL
BEL AIRE AT LAS COLINAS LL LLC	\$ 39,950,000	REAL
BHP INVESTMENTS CO	\$ 3,200,000	REAL

BP AEROSPACE LLC	\$	6,037,170	PERSONAL
BRE LAS COLINAS LLC	\$	8,000,000	REAL
BRE LAS COLINAS LLC	\$	91,629,260	REAL
BRE LAS COLINAS LLC	\$	370,740	REAL
BREIT INDUSTRIAL HS TX	\$	8,172,780	REAL
BREIT INDUSTRIAL HS TX	\$	115,390	REAL
CENTURY 2209 LLC	\$	780,000	REAL
CERBERUS SFR HOLDINGS II LP	\$	169,970	REAL
CFT NV DEVELOPMENTS LLC	\$	945,000	REAL
CHEDDARS CASUAL CAFÉ	\$	1,537,450	PERSONAL
CHEDDARS CASUAL CAFÉ	\$	264,360	PERSONAL
CHIPOTLE MEXICAN GRILL	\$	675,000	REAL
CLAY COOLEY REAL ESTATE	\$	4,336,180	REAL
CLAY COOLEY REAL ESTATE	\$	8,473,470	REAL
CLAY COOLEY REAL ESTATE	\$	9,214,060	REAL
CNC SWAGAT NINE LTD	\$	8,728,870	REAL
CNC SWAGAT NINE LTD	\$	4,421,120	REAL
CNLRS BEP LP	\$	1,650,000	REAL
CO-PROPERTIES LLC	\$	83,970	REAL
CP 511 BUILDING LLC	\$	19,450,000	REAL
CPLG TX PROPERTIES	\$	8,606,780	REAL
CRESTVIEW STONEHILL LLC	\$	10,800,000	REAL
CROSS COURT REALTY LLC	\$	936,000	REAL
CROWN ENTERPRISES INC	\$	2,381,940	REAL
CROWN ENTERPRISES INC	\$	3,022,730	REAL
CTCRV LLC &	\$	11,334,410	REAL
CVS	\$	1,865,560	REAL
CVS	\$	1,942,000	REAL
CVS	\$	1,910,870	REAL
DAL 2 SF LLC	\$	149,740	REAL
DALLAS FT WORTH PARTNERS LLC	\$	1,244,870	REAL
DALLAS FT WORTH PARTNERS LLC	\$	2,571,290	REAL
DALLAS FT WORTH PARTNERS LLC	\$	1,452,350	REAL
DALLAS METRO APARTMENTS LLC	\$	2,175,000	REAL
DEALERS ELECTRICAL	\$	430,000	REAL
DEVA CORPORTATION	\$	4,500,000	REAL
DFW AIRPORT HOSPITALITY	\$	6,525,000	REAL
DFW JOSEPH INVESTMENTS LLC	\$	12,000,000	REAL
DOLGENCORP TEX INC	\$	2,000,000	REAL
DOLGENCORP TEX INC	\$	1,042,520	REAL
ESD DFW SOUTH 2011 LP	\$	23,367,130	REAL
FISCHER ROBERT W	\$	246,470	REAL
FISCHER ROBERT W	\$	250,470	REAL
FISCHER ROBERT W	\$	272,090	REAL

FISCHER ROBERT W	\$	275,240	REAL
FISCHER ROBERT W	\$	265,000	REAL
FISCHER ROBERT W	\$	265,000	REAL
FPG THE POINT LP	\$	50,760,000	REAL
FRIES RESTAURANT MANAGEMENT LLC	\$	141,650	PERSONAL
FYR SFR BORROWER LLC	\$	194,310	REAL
GLEN ARBOR MULTIFAMILY LLC	\$	17,777,780	REAL
GLEN ARBOR MULTIFAMILY LLC	\$	7,722,220	REAL
GLEN ARBOR MULTIFAMILY LLC	\$	3,388,890	REAL
GLEN ARBOR MULTIFAMILY LLC	\$	3,111,110	REAL
GROUP 1 REALTY INC	\$	3,118,030	REAL
GRUSIN MARTIN A TRUSTEE	\$	865,000	REAL
HCD DALLAS CORPORATION	\$	42,700,000	REAL
HCD DALLAS CORPORATION	\$	800,000	REAL
HCRE LAS COLINAS LLC	\$	8,900,000	REAL
HKRK MGMT INC	\$	2,275,000	REAL
IRVING LODGING LLC	\$	6,350,000	REAL
IRVING MOB III LP & IRVING HOSPITAL	\$	11,189,570	REAL
ISA HOSPITALITY INC	\$	2,790,000	REAL
K GARAGE CO LTD	\$	5,050,000	REAL
KAMEYAMA KEISHI	\$	12,000,000	REAL
KBS SOR 125 JOHN CARPENTER LLC	\$	67,700,000	REAL
KENSINGTON APARTMENTS LLC	\$	15,600,000	REAL
KEVLIN JAMES M & ALEJANDRA	\$	472,160	REAL
KHOSROW SADEGHIAN ON BEHALF OF AS PRO SE	\$	126,150	REAL
KROGER CO AND KROGER TEXAS LP	\$	3,800,000	REAL
KROGER CO AND KROGER TEXAS LP	\$	1,400,000	REAL
KROGER CO AND KROGER TEXAS LP	\$	939,090	REAL
KROGER CO AND KROGER TEXAS LP	\$	10,600,000	REAL
KROGER CO AND KROGER TEXAS LP	\$	1,622,000	REAL
KROGER TEXAS LP AS LESSEE	\$	758,210	REAL
LAKE WORTH HOTEL CORP	\$	5,100,000	REAL
LAS COLINAS I HOLDCO LP	\$	77,500,000	REAL
LAS COLINAS II HOLDCO LP	\$	44,000,000	REAL
LOOP HOTEL INC	\$	468,000	REAL
MALL AT IRVING LLC	\$	44,968,330	REAL
MALL AT IRVING LLC	\$	1,729,780	REAL
MALL AT IRVING LLC	\$	4,807,030	REAL
MALL AT IRVING LLC	\$	193,440	REAL
MALL AT IRVING LLC	\$	1,301,420	REAL
MERCHANTS AUTOMOTIVE GROUP INC	\$	1,554,200	PERSONAL
MFO PPTIES LTD	\$	1,613,000	REAL
NCI LEASING INC	\$	5,473,850	PERSONAL
NEWPORT APARTMENTS PROPERTY OWNER LP	\$	19,500,000	REAL

NORTHGATE CAPRI LLC &	\$	14,893,690	REAL
OMNINET FOXBOROUGH LP	\$	6,644,440	REAL
OMNINET FOXBOROUGH LP	\$	16,355,560	REAL
OREILY AUTO ENTERPRISES LLC	\$	750,000	REAL
OREILY AUTO ENTERPRISES LLC	\$	520,000	REAL
OREILY AUTO ENTERPRISES LLC	\$	1,416,100	REAL
OREILY AUTO ENTERPRISES LLC	\$	968,140	REAL
OVERLOOK COLINAS LLC	\$	10,010,000	REAL
PARMA MANDALAY TOWER LLC	\$	39,275,000	REAL
PATEL BALVANTBHAI & ANJANKUMARI	\$	1,061,460	REAL
PATEL DHAVAL	\$	1,069,610	REAL
PCPI UT OWNER LP AND TERRA FUNDING	\$	9,801,860	REAL
PCPI UT OWNER LP AND TERRA FUNDING	\$	152,233,140	REAL
PL LASCO OWNER LLC	\$	63,000,000	REAL
PPF AMLI 777 LAKE CAROLYN PARKWAY	\$	70,300,000	REAL
PRIME US TOWER AT LAKE CAROLYN	\$	57,560,000	REAL
PROVIDENT GROUP IRVING PROPERTIES LLC	\$	51,505,760	REAL
RACETRAC PETROLEUM INC	\$	1,788,690	REAL
RACETRAC PETROLEUM INC	\$	433,620	PERSONAL
RACETRAC PETROLEUM INC	\$	2,349,910	REAL
RACETRAC PETROLEUM INC	\$	457,820	REAL
RACETRACK PETROLEUM	\$	563,900	PERSONAL
RANDALLS FOOD DRUG & LP	\$	4,025,000	REAL
RAYO LLC	\$	2,650,000	REAL
RAYO LLC	\$	2,650,000	REAL
RFI WESTWOOD VILLAGE LLC	\$	21,000,000	REAL
ROCHELLE PLACE L P	\$	5,597,870	REAL
ROCHELLE PLAZA ASSOCIATES	\$	6,480,000	REAL
SAIBABA DFW LODGING LLC	\$	4,885,120	REAL
SAVOY DALLAS HOTELS LLC	\$	7,846,700	REAL
SEARITAGE SRC FINANCE LLC	\$	4,238,810	REAL
SEDONA PARK APARTMENTS LLC	\$	17,800,000	REAL
SFR JV1 PROPERTY LLC	\$	226,370	REAL
SHURGARD OF TEX LTD PS	\$	3,732,590	REAL
SK & SONS INVESTMENTS LLC	\$	2,125,000	REAL
SPRINT UNITED MGMT CO	\$	17,000,000	REAL
SRP SUB LLC	\$	214,840	REAL
SRP SUB LLC	\$	231,280	REAL
SRP SUB LLC	\$	202,520	REAL
SRP SUB LLC	\$	354,990	REAL
STEEL MACHINERY MANUFACTURING CO LLC	\$	5,984,340	PERSONAL
SUN HOLDINGS INC	\$	122,440	PERSONAL
SUN HOLDINGS INC	\$	186,340	PERSONAL
SUN HOLDINGS INC	\$	117,900	PERSONAL

SURESHCHANDRA PATEL N &	\$	491,820	REAL
TACO BUENO RESTAURANTS INC	\$	71,150	PERSONAL
TACO BUENO RESTAURANTS INC	\$	395,040	PERSONAL
TACO BUENO RESTAURANTS INC	\$	75,170	PERSONAL
TAH HOLDING LP	\$	151,780	REAL
TAH HOLDING LP	\$	197,850	REAL
TAH HOLDING LP	\$	193,990	REAL
TAH HOLDING LP	\$	171,510	REAL
TCI 600 LAS COLINAS INC	\$	74,100,000	REAL
TNREF III ICG SHADOWS LLC	\$	20,477,740	REAL
TNREF III ICG SHADOWS LLC	\$	20,477,740	REAL
TRUE DFW2015 1 HOMES LLC	\$	164,420	REAL
URBAN TOWNE LAKE APARTMENTS LP	\$	17,809,240	REAL
WALTRUST PROPERTIES INC	\$	1,330,370	REAL
WALTRUST PROPERTIES INC	\$	2,272,490	REAL
WALTRUST PROPERTIES INC	\$	2,216,870	REAL
WESTDALE BROOKSTONE/TERRACE LP	\$	11,850,000	REAL
WESTDALE BROOKSTONE/TERRACE LP	\$	14,600,000	REAL
WESTDALE ESTELLE CREEK LTD	\$	14,200,000	REAL
WESTDALE POLARIS PARTNERS	\$	3,844,210	REAL
WESTDALE POLARIS PARTNERS	\$	10,385,000	REAL
WINKLE PIONEER COURT LTD	\$	81,920	REAL
WINKLE PIONEER COURT LTD	\$	80,720	REAL
WINKLE PIONEER COURT LTD	\$	81,440	REAL
WINKLE PIONEER COURT LTD	\$	81,360	REAL
WINKLE PIONEER COURT LTD	\$	81,440	REAL
WINKLE PIONEER COURT LTD	\$	80,720	REAL
WINKLE PIONEER COURT LTD	\$	80,720	REAL
WINKLE PIONEER COURT LTD	\$	81,920	REAL
WINKLE PIONEER COURT LTD	\$	58,300	REAL
WINKLE PIONEER COURT LTD	\$	58,300	REAL
WINKLE PIONEER COURT LTD	\$	58,300	REAL
WINKLE PIONEER COURT LTD	\$	58,300	REAL
WINKLE PIONEER COURT LTD	\$	81,920	REAL
WINKLE PIONEER COURT LTD	\$	80,720	REAL
WINKLE PIONEER COURT LTD	\$	80,720	REAL
WINKLE PIONEER COURT LTD	\$	81,440	REAL
WINKLE PIONEER COURT LTD	\$	81,360	REAL
WINKLE PIONEER COURT LTD	\$	81,440	REAL
WINKLE PIONEER COURT LTD	\$	80,720	REAL
WINKLE PIONEER COURT LTD	\$	81,920	REAL
WINKLE PIONEER COURT LTD	\$	81,920	REAL
WINKLE PIONEER COURT LTD	\$	80,720	REAL
WINKLE PIONEER COURT LTD	\$	81,440	REAL

WINKLE PIONEER COURT LTD	\$	81,360	REAL
WINKLE PIONEER COURT LTD	\$	81,440	REAL
WINKLE PIONEER COURT LTD	\$	80,720	REAL
WINKLE PIONEER COURT LTD	\$	80,720	REAL
WINKLE PIONEER COURT LTD	\$	81,920	REAL
WINKLE PIONEER COURT LTD	\$	58,300	REAL
WOODCHASE & CLARENDON	\$	4,440,000	REAL
WOODCHASE & CLARENDON	\$	10,560,000	REAL
WOODLAND RIDGE POE LLC	\$	19,833,330	REAL
WOODLAND RIDGE POE LLC	\$	9,916,670	REAL

TOTAL		2,026,173,280	
--------------	--	----------------------	--

2019 SETTLED LAWSUITS

OWNERS NAME	DCAD VALUE	SETTLED VALUE	TYPE OF PROPERTY
850 LAKE CAROLYN PKWY APARTMENTS IN	\$ 47,350,000	\$ 46,000,000	REAL
1814 ESTRADA LP	\$ 16,300,000	\$ 15,450,000	REAL
4409 MONTROSE LTD	\$ 18,480,000	\$ 17,500,000	REAL
ABS HOSPITALITY GROUP LLC	\$ 1,275,000	\$ 1,275,000	REAL
AIGGRE TX HOTEL LAS COLINAS OWNER LL	\$ 10,000,000	\$ 9,300,000	REAL
ALC APARTMENTS LLC	\$ 46,000,000	\$ 44,500,000	REAL
ANGEL HOSPITALITY VIII LLC	\$ 5,367,260	\$ 5,220,000	REAL
ANGEL HOSPITALITY VIII LLC	\$ 1,083,600	\$ 1,083,600	REAL
AREA/EY WFT LLC	\$ 9,650,000	\$ 8,600,000	REAL
BELTLINE VILLAGE PARTNERS	\$ 7,200,000	\$ 6,850,000	REAL
BETTER INC	\$ 2,265,000	\$ 2,000,000	REAL
BLVD AL LP THE	\$ 1,395,000	\$ 1,307,980	REAL
BRIARWOOD UNIV HILLS LP	\$ 5,121,500	\$ 4,685,000	REAL
BROWN COLINAS POINTE LLC	\$ 12,000,000	\$ 11,260,300	REAL
BUDHWANI & VIRANI INC	\$ 3,023,360	\$ 2,550,000	REAL
CEDAR CREST OF IRVING LLC	\$ 3,500,000	\$ 1,600,000	REAL
CENTRALAND GROUP LTD	\$ 3,841,690	\$ 3,500,000	REAL
CHARTER COMMUNICATIONS TIME WARNE	\$ 1,142,580	\$ 988,330	PERSONAL
CHARTER COMMUNICATIONS TIME WARNE	\$ 388,910	\$ 336,410	PERSONAL
CHATHEAU AT WILDBRIAR LP	\$ 9,200,000	\$ 8,300,000	REAL
CHICK FIL A INC	\$ 950,000	\$ 855,000	REAL
COLUMBIA HCA	\$ 769,580	\$ 609,640	PERSONAL
COLUMBIA PROPERTIES DALLAS	\$ 37,291,700	\$ 33,600,000	REAL
CONNS APPLIANCES INC	\$ 14,920	\$ 8,130	PERSONAL
D L PETERSON TRUST I	\$ 4,702,220	\$ 4,179,970	PERSONAL
DP WPC TX LLC AS OWNER & LESSEE	\$ 11,849,530	\$ 10,674,530	REAL
DP WPC TX LLC AS OWNER & LESSEE	\$ 1,448,050	\$ 1,448,050	REAL
DP WPC TX LLC AS OWNER & LESSEE	\$ 102,420	\$ 102,420	REAL
EL PRIMERO EXPRESS LP	\$ 4,700,000	\$ 4,700,000	REAL
ELEMENT FLEET CORPORATION	\$ 825,740	\$ 699,840	PERSONAL
FEDEX GROUND PACKAGE SYSTEM INC	\$ 20,908,520	\$ 16,517,700	PERSONAL
FOUNTAIN VALLEY COMMERCE	\$ 8,275,470	\$ 7,700,000	REAL
GELCO FLEET TRUST	\$ 4,834,890	\$ 4,322,520	PERSONAL
INTERGERMAN SUMMER GATE LP	\$ 9,750,000	\$ 9,200,000	REAL
JAMBROS PARTNERS LTD	\$ 4,449,510	\$ 4,000,000	REAL
LAS COLINAS AAA INVESTMENT LLC	\$ 2,906,020	\$ 2,676,840	REAL
LBH LAS COLINAS PLAZA LLC	\$ 28,000,000	\$ 25,500,000	REAL
LINCOLN LAG TWO LTD	\$ 1,939,710	\$ 1,900,000	REAL
LOWEN RAIFORD LP	\$ 10,600,000	\$ 9,100,000	REAL
MAA ALLOY LLC	\$ 42,150,000	\$ 41,800,000	REAL
MAA TANC LLC	\$ 34,840,000	\$ 34,280,000	REAL

MAAHIYAA HOTEL LLC	\$	6,479,150	\$	4,370,760	REAL
MACARTHUR PLACE APARTMENTS LP	\$	8,608,060	\$	8,608,060	REAL
MACYS RETAIL HOLDINGS INC	\$	3,668,390	\$	3,185,780	PERSONAL
MASTEC INC	\$	9,249,060	\$	9,044,450	PERSONAL
MATTRESS FIRM INC	\$	47,610	\$	34,710	PERSONAL
MCADOO BRUCE	\$	1,014,770	\$	500,000	REAL
MO DANY REVOCABLE TRUST	\$	1,750,000	\$	1,699,000	REAL
OLD SHEPARD PLACE LTD	\$	1,163,380	\$	1,125,000	REAL
PAR CAPITAL 122 WEST LLC	\$	27,700,000	\$	22,451,000	REAL
PARMENTER LAS COLINAS TOWERS LLC	\$	60,847,000	\$	55,952,000	REAL
PARMENTER LAS COLINAS TOWERS LLC	\$	4,048,000	\$	4,048,000	REAL
PBH VALLEY CREEK LLC	\$	26,800,000	\$	24,416,000	REAL
PBH VALLEY RIDGE LLC	\$	29,750,000	\$	26,588,000	REAL
POST MONTORO LLC	\$	19,000,000	\$	18,000,000	REAL
POTTER REALTY LTD	\$	4,600,000	\$	4,400,000	REAL
ROSEMONT SUMMIT OPERATING LLC	\$	57,000,000	\$	53,500,000	REAL
SOUTHERN STAR LAS COLINAS LP	\$	15,817,480	\$	13,500,000	REAL
SPANISH HAVEN REDEVELOPMENT	\$	5,279,020	\$	4,900,000	REAL
SPARTRA LLC	\$	4,500,000	\$	4,100,000	REAL
TOYOTA OF IRVING LTD	\$	11,177,520	\$	9,000,000	REAL
TR ATRIUM LP	\$	7,240,000	\$	6,829,000	REAL
TR ATRIUM LP	\$	14,400,000	\$	13,800,000	REAL
TRINITY POE LLC	\$	31,750,000	\$	31,150,000	REAL
U S XPRESS LEASING COMPANY	\$	25,000,000	\$	16,900,000	PERSONAL
VALLEY VIEW OWNER LLC	\$	14,742,000	\$	13,250,000	REAL
WALMART STORES INC	\$	10,900,000	\$	10,352,330	REAL
WATER STREET OCONNOR LP	\$	78,000,000	\$	72,000,000	REAL
WESTDALE LAKERIDGE	\$	12,000,000	\$	11,500,000	REAL
WESTDALE WOODMEADE LTD	\$	19,225,000	\$	18,000,000	REAL
TOTAL	\$	947,648,620	\$	869,385,350	

2018 ACTIVE LAWSUITS

OWNERS NAME	DCAD VALUE	TYPE OF PROPERTY
2929 PARK GROVE VNTRE LTD	\$ 8,344,000	REAL
2929 PARK GROVE VNTRE LTD	\$ 585,000	REAL
4525 TOWNE LAKE VILLAGE LL LLC	\$ 14,800,000	REAL
BEL AIR AT LAS COLINAS LL LLC	\$ 37,670,000	REAL
CNC SWAGAT FIVE LP	\$ 8,284,660	REAL
CNC SWAGAT FIVE LP	\$ 4,196,130	REAL
CTCRV LLC &	\$ 11,224,000	REAL
DALLAS AIRMOTIVE INC	\$ 38,080,700	PERSONAL
DFW AIRPORT HOSPITALITY	\$ 6,450,000	REAL
HMK LTD	\$ 52,000	REAL
HMK LTD	\$ 37,220	REAL
LAKE WORTH HOTEL CORP	\$ 5,050,000	REAL
LBH LAS COLINAS PLAZA LLC	\$ 28,000,000	REAL
MALL AT IRVING LLC	\$ 42,250,000	REAL
MALL AT IRVING LLC	\$ 1,729,780	REAL
MALL AT IRVING LLC	\$ 5,153,610	REAL
MALL AT IRVING LLC	\$ 193,440	REAL
MALL AT IRVING LLC	\$ 1,301,420	REAL
NCI LEASING INC	\$ 6,489,450	PERSONAL
ROCHELLE PLACE L P	\$ 5,200,000	REAL
TACO BUENO RESTUARANTS INC	\$ 89,210	PERSONAL
TACO BUENO RESTUARANTS INC	\$ 75,970	PERSONAL
TACO BUENO RESTUARANTS INC	\$ 439,110	PERSONAL
TNREF III ICG SHADOWS LLC	\$ 20,477,740	REAL
TNREF III ICG SHADOWS LLC	\$ 20,477,740	REAL
TOTAL	\$ 266,651,180	

2018 SETTLED LAWSUITS

OWNERS NAME	DCAD VALUE	SETTLED VALUE	TYPE OF PROPERTY
1927 BELTLINE CP LTS	\$ 12,400,000	\$ 11,500,000	REAL
1927 BELTLINE CP LTS	\$ 2,750,090	\$ 2,538,060	REAL
1927 BELTLINE CP LTS	\$ 1,900,000	\$ 1,600,000	REAL
1927 BELTLINE CP LTS	\$ 700,000	\$ 505,850	REAL
1927 BELTLINE CP LTS	\$ 7,549,910	\$ 6,103,840	REAL
250/290 B&C LLC	\$ 30,275,000	\$ 29,160,000	REAL
250/290 B&C LLC	\$ 15,000,000	\$ 14,250,000	REAL
250/290 B&C LLC	\$ 16,900,000	\$ 16,000,000	REAL
300 320 DECKER LLC	\$ 8,785,000	\$ 7,500,000	REAL
3MIND ESTRADA OAKS LLC ET AL	\$ 12,811,000	\$ 12,811,000	REAL
4409 MONTROSE LTD	\$ 19,360,000	\$ 17,500,000	REAL
89 H A S HOTEL CORP	\$ 1,040,000	\$ 1,023,320	REAL
ABS HOSPITALITY GROUP LLC	\$ 1,320,000	\$ 1,275,000	REAL
AGAVE AT WILLOW CREEK LLC	\$ 4,120,100	\$ 3,600,000	REAL
AGRE WILLIAMS SQUARE HOLDINGS LLC	\$ 101,316,950	\$ 93,916,460	REAL *
AGRE WILLIAMS SQUARE HOLDINGS LLC	\$ 53,643,230	\$ 52,646,370	REAL *
AGRE WILLIAMS SQUARE HOLDINGS LLC	\$ 10,981,500	\$ 8,732,140	REAL *
AGRE WILLIAMS SQUARE HOLDINGS LLC	\$ 59,843,320	\$ 54,405,030	REAL *
ALDI TEXAS LLC	\$ 637,360	\$ 573,620	PERSONAL
ALDI TEXAS LLC	\$ 440,300	\$ 396,270	PERSONAL
AMERICAN RESIDENTIAL LEASING CO LLC	\$ 186,980	\$ 186,980	REAL
AMERICAN RESIDENTIAL LEASING CO LLC	\$ 194,870	\$ 194,870	REAL
AMERICAN RESIDENTIAL LEASING CO LLC	\$ 194,870	\$ 194,870	REAL
AMERICAN RESIDENTIAL LEASING CO LLC	\$ 207,010	\$ 207,010	REAL
AMERICAN RESIDENTIAL LEASING CO LLC	\$ 186,980	\$ 186,980	REAL
AMERICAN RESIDENTIAL LEASING CO LLC	\$ 170,550	\$ 170,550	REAL
ARC RENTAL MSR I LLC	\$ 120,620	\$ 108,560	REAL
ARC RENTAL MSR I LLC	\$ 169,030	\$ 169,030	REAL
AREA/EY WFT LLC	\$ 9,525,000	\$ 8,700,000	REAL
ATLANTIC MULTI FAMILY 6 COLONY LLC	\$ 2,202,820	\$ 1,969,260	REAL
ATLANTIC MULTI FAMILY 6 COLONY LLC	\$ 749,900	\$ 670,390	REAL
ATLANTIC MULTI FAMILY 6 COLONY LLC	\$ 2,249,700	\$ 2,011,170	REAL
ATLANTIC MULTI FAMILY 6 COLONY LLC	\$ 3,187,070	\$ 2,849,180	REAL
B & B TECHNICAL SERVICES	\$ 938,360	\$ 890,000	REAL
BELTLINE LLC	\$ 1,163,380	\$ 1,105,000	REAL
BETTER INC	\$ 2,120,000	\$ 2,000,000	REAL
BROWN COLINAS POINTE LLC	\$ 11,100,000	\$ 10,500,000	REAL
BURLINGTON COAT FACTORY	\$ 1,015,960	\$ 914,360	PERSONAL
CERBERUS SFR HOLDINGS LP	\$ 216,160	\$ 208,320	REAL
CERBERUS SFR HOLDINGS LP	\$ 219,550	\$ 197,600	REAL
CFT NV DEVELOPMENTS LLC	\$ 1,050,000	\$ 950,000	REAL

CHARLES G SLOCUM TR THE	\$	409,570	\$	395,000	REAL	
CHATHEAU WILDBRIAR LP	\$	8,950,000	\$	8,055,000	REAL	
CHICK FIL A INC	\$	950,000	\$	950,000	REAL	
CHIPOTLE MEXICAN GRILL	\$	630,000	\$	550,000	REAL	
CLAY COOLEY REAL ESTATE	\$	13,018,090	\$	11,550,000	REAL	
CLAY COOLEY REAL ESTATE	\$	5,182,600	\$	4,700,000	REAL	
CNL RETIREMENT MOP 1110	\$	9,245,000	\$	3,855,000	REAL	
COLUMBIA PROPERTIES	\$	33,284,010	\$	30,000,000	REAL	*
CONNS APPLIANCES INC	\$	14,920	\$	9,880	PERSONAL	
CP 511 BUILDING LLC	\$	18,750,000	\$	17,000,000	REAL	*
CPLG TX PROPERTIES LLC	\$	9,141,110	\$	8,900,000	REAL	
CREEKWOOD APTS LLC	\$	13,500,000	\$	13,500,000	REAL	
CRLP LOS COLINAS BLVD LLC	\$	44,797,000	\$	40,500,000	REAL	*
CROSS COURT REALTY LLC	\$	864,000	\$	864,000	REAL	
CSH 2016 2 BORROWER LLC	\$	213,740	\$	207,800	REAL	
CSH 2016 2 BORROWER LLC	\$	313,740	\$	310,150	REAL	
CSMA FT LLC	\$	143,890	\$	139,990	REAL	
CSMA FT LLC	\$	208,790	\$	187,910	REAL	
CVS AS LESSEE	\$	1,876,370	\$	1,876,370	REAL	
CVS AS LESSEE	\$	2,126,680	\$	2,126,680	REAL	
CWW WEST WIND APARTMENTS	\$	7,250,000	\$	6,550,000	REAL	
DALLAS METRO APARTMENTS LLC	\$	2,100,000	\$	1,800,000	REAL	
DALLAS NORTHWEST LTD LAKERIDGE OF R	\$	310,140	\$	310,140	REAL	
DALLAS NORTHWEST LTD LAKERIDGE OF R	\$	11,816,770	\$	11,100,000	REAL	
DALLAS NORTHWEST LTD LAKERIDGE OF R	\$	9,464,140	\$	9,309,860	REAL	
DAVID D NLX DDS PA	\$	401,000	\$	401,000	PERSONAL	
DAVITA RX LLC AS LESSEE ET AL	\$	2,150,000	\$	2,000,000	REAL	
DEMASIADO LLC	\$	2,508,000	\$	2,260,000	REAL	
DEVA CORPORATION	\$	4,320,000	\$	4,300,000	REAL	
DFW JOSEPH INVESTMENTS LLC	\$	8,832,000	\$	7,950,000	REAL	
DFW TOWER VILLAGE LP	\$	11,581,650	\$	7,887,280	REAL	
DFW TOWER VILLAGE LP	\$	7,893,230	\$	6,362,720	REAL	
DP WPC TX LLC AS OWNER AND LESSEE	\$	11,449,530	\$	10,674,530	REAL	
DP WPC TX LLC AS OWNER AND LESSEE	\$	1,448,050	\$	1,448,050	REAL	
DP WPC TX LLC AS OWNER AND LESSEE	\$	102,420	\$	102,420	REAL	
EL PASO CHELSEA LTD	\$	475,730	\$	399,000	REAL	
ESD DFW SOUTH 2011 LP	\$	24,500,000	\$	23,100,000	REAL	
EXTRA SPACE PROPERTIES 112 LLC	\$	4,000,000	\$	3,600,000	REAL	
EXTRA SPACE PROPERTIES 112 LLC	\$	1,968,750	\$	1,850,000	REAL	
FAIRFIELD LAS BRISAS I LLC	\$	248,430	\$	248,430	REAL	*
FAIRFIELD LAS BRISAS I LLC	\$	23,751,570	\$	22,401,570	REAL	
FEDEX GROUND PACKAGE SYSTEMS INC	\$	21,844,270	\$	17,832,980	PERSONAL	
FELCOR LODGING TRUST	\$	2,470,430	\$	645,970	PERSONAL	
FIREBRAND PROPERTIES LP	\$	1,030,000	\$	950,000	REAL	
FOLDBERG JOHN D &	\$	1,300,000	\$	1,170,000	REAL	
FOREST LANE REALTY LP	\$	1,948,860	\$	1,900,000	REAL	
FPG THE POINT LP	\$	48,085,000	\$	47,000,000	REAL	
FRBH EAGLECREST LLC	\$	13,585,000	\$	12,187,500	REAL	
FRBH EAGLECREST LLC	\$	9,823,000	\$	8,812,500	REAL	

GMRI INC	\$	245,800	\$	233,510	PERSONAL
GONZALES MARIA A TR	\$	810,470	\$	810,470	REAL
GROUP 1 REALTY INC & FCA REALTY	\$	3,148,000	\$	3,000,000	REAL
GRUSIN MARTIN A TRUSTEE	\$	825,000	\$	825,000	REAL
HCD DALLAS CORP	\$	800,000	\$	800,000	REAL
HCD DALLAS CORP	\$	41,200,000	\$	37,200,000	REAL
HKRK MGMT INC	\$	2,502,870	\$	2,300,000	REAL
HOME SFR BORROWER LLC	\$	127,220	\$	127,220	REAL
HOME SFR BORROWER LLC	\$	108,080	\$	108,080	REAL
HOME SFR BORROWER LLC	\$	205,860	\$	202,050	REAL
HOME SFR BORROWER LLC	\$	119,050	\$	119,050	REAL
HRUS DFW EAST LLC	\$	17,194,020	\$	14,500,000	REAL
IRVING 4600 WEST PIONEER	\$	38,900,000	\$	31,000,000	REAL
IRVING LODGING LLC	\$	4,650,000	\$	4,400,000	REAL
ISA HOSPITALITY INC	\$	2,400,000	\$	2,187,000	REAL
JAMBROS PARTNERS LTD	\$	4,449,510	\$	4,000,000	REAL
K GARAGE CO LTD	\$	5,272,470	\$	4,875,000	REAL
KAMEYAMA KEISHI	\$	12,320,000	\$	11,750,000	REAL
KBS SOR 125 JOHN CARPENTER LLC	\$	66,235,000	\$	63,000,000	REAL *
KBSIII TOWER AT LAKE CAROLYN LLC	\$	55,970,000	\$	54,000,000	REAL *
KENSINGTON APARTMENTS LLC	\$	14,400,000	\$	13,700,000	REAL
KHOSROW SADEGHIAN	\$	108,390	\$	70,450	REAL
KUMAR SUNDIP	\$	585,090	\$	540,000	REAL
LAKE CAROLYN PKWY LLC	\$	46,609,000	\$	43,434,000	REAL *
LAS COLINAS AAA INVESTMENT	\$	2,686,490	\$	2,513,860	REAL
LAS COLINAS IRVING ACQUISITION I	\$	71,400,000	\$	70,277,550	REAL *
LAS COLINAS IRVING ACQUISITION II	\$	40,720,000	\$	39,000,000	REAL *
LAS COLINAS LAKE POINTE LP	\$	1,156,000	\$	1,132,100	REAL *
LEGACY REI GROUP VF LLC	\$	6,800,000	\$	6,250,000	REAL
LOOP HOTEL INC	\$	468,000	\$	325,000	REAL
LOWEN RAIFORD LP	\$	11,100,000	\$	10,500,000	REAL
LOWES HOME CENTERS INC	\$	7,500,000	\$	6,160,030	REAL
LUXMANA REI 001 LLC	\$	2,545,920	\$	2,240,000	REAL
MAA TANC LLC	\$	34,000,000	\$	33,000,000	REAL *
MAAHIYAA HOTEL LLC	\$	7,395,790	\$	4,989,060	REAL
MATTRESS FIRM	\$	58,680	\$	58,680	PERSONAL
MATTRESS FIRM	\$	140,430	\$	140,430	PERSONAL
MCADOO BRUCE	\$	996,840	\$	500,000	REAL
MERCHANTS AUTO GROUP INC	\$	2,179,290	\$	1,829,670	PERSONAL
MFO PPTIES LTD	\$	1,613,000	\$	1,613,000	REAL
MO DANY REVOCABLE TRUST	\$	1,750,000	\$	1,699,000	REAL
MONTERRA APARTMENTS LP	\$	36,129,970	\$	35,000,000	REAL *
N I R INVESTMENTS LTD	\$	675,000	\$	630,000	REAL
NEPTUNE VENTURES LLC	\$	200,000	\$	200,000	REAL
NEPTUNE VENTURES LLC	\$	187,000	\$	187,000	REAL
NEPTUNE VENTURES LLC	\$	233,740	\$	233,740	REAL
NEPTUNE VENTURES LLC	\$	116,810	\$	116,810	REAL
NEPTUNE VENTURES LLC	\$	132,990	\$	132,990	REAL
NEPTUNE VENTURES LLC	\$	160,000	\$	160,000	REAL

NEWPORT APARTMENTS PROPERTY OWNER	\$ 18,377,590	\$ 17,500,000	REAL	
OMINET AVENIDA LLC	\$ 6,067,000	\$ 5,416,730	REAL	
OMINET AVENIDA LLC	\$ 14,933,000	\$ 13,333,270	REAL	
PACIFIC PLATINUM TRUST	\$ 454,900	\$ 435,000	REAL	
PACIFIC PLATINUM TRUST	\$ 527,640	\$ 390,000	REAL	
PARMA LAS COLINAS TOWERS LLC	\$ 4,048,000	\$ 4,048,000	REAL	*
PARMA LAS COLINAS TOWERS LLC	\$ 54,722,000	\$ 54,722,000	REAL	
PARMA MANDALAY TOWER LLC	\$ 36,360,000	\$ 32,700,000	REAL	
PATEL CHANDRAKANT B	\$ 2,050,000	\$ 1,950,000	REAL	
PATEL DHAVAL	\$ 1,069,610	\$ 1,040,000	REAL	
PATEL KAMLESH M & AMISHA G	\$ 1,065,000	\$ 1,050,000	REAL	
PATEL SURESHCHANDRA N &	\$ 491,820	\$ 450,000	REAL	
PBH VALLEY CREEK LLC	\$ 26,000,000	\$ 23,400,000	REAL	
PBH VALLEY RIDGE LLC	\$ 28,560,000	\$ 26,000,000	REAL	
PCPI UT OWNER LP	\$ 9,801,860	\$ 9,801,860	REAL	*
PCPI UT OWNER LP	\$ 137,183,140	\$ 121,198,140	REAL	*
POST AVALON LLC	\$ 16,400,000	\$ 15,800,000	REAL	
POST MONTORO LLC	\$ 18,000,000	\$ 16,775,000	REAL	
PPF AMLI 777 LAKE CAROLYN PARKWAY	\$ 65,286,720	\$ 64,000,000	REAL	*
PRESIDIUM VINEYARDS INVESTORS LLC	\$ 13,288,000	\$ 13,288,000	REAL	
RACETRAC	\$ 563,900	\$ 315,000	PERSONAL	
RACETRAC	\$ 425,570	\$ 317,700	PERSONAL	
RACETRAC PETROLEUM INC	\$ 1,924,220	\$ 1,732,000	REAL	
RAHIMI JAWID &	\$ 1,016,010	\$ 995,000	REAL	
RANDALLS FOOD & DRUG LP	\$ 4,025,000	\$ 4,025,000	REAL	
RAYO LLC	\$ 2,170,000	\$ 1,925,000	REAL	
RAYO LLC	\$ 2,170,000	\$ 1,925,000	REAL	
RED LOBSTER HOSPITALITY LLC	\$ 399,150	\$ 276,410	PERSONAL	
RED OAK COMMERCIAL	\$ 3,121,500	\$ 2,550,000	REAL	
RESI SFR SUB LLC	\$ 150,180	\$ 144,200	REAL	
RESI SFR SUB LLC	\$ 126,130	\$ 126,130	REAL	
RESI SFR SUB LLC	\$ 136,060	\$ 125,100	REAL	
RFI WESTWOOD VILLAGE LLC	\$ 19,500,000	\$ 17,700,000	REAL	
ROCHELLE PLAZA ASSOCIATES	\$ 5,518,780	\$ 5,518,780	REAL	
ROSEMONT SUMMIT OPERATING LLC	\$ 57,335,000	\$ 52,750,000	REAL	*
SANDLIAN COLBY B &	\$ 2,364,600	\$ 2,128,000	REAL	
SAVOY DALLAS HOTELS LLC	\$ 8,430,050	\$ 7,390,000	REAL	
SEARITAGE SRC FINANCE LLC	\$ 4,800,000	\$ 3,400,000	REAL	
SECURITY PORTFOLIO IV LP	\$ 2,737,130	\$ 2,737,130	REAL	
SEDONA PARK APARTMENTS LLC	\$ 16,000,000	\$ 16,000,000	REAL	
SHIV INC	\$ 4,643,630	\$ 4,000,000	REAL	
SOUTHERN UNITED ENTERPRISES	\$ 114,130	\$ 114,130	PERSONAL	
SPARTRA LLC	\$ 3,892,460	\$ 3,550,000	REAL	
SRP SUB LLC	\$ 149,330	\$ 141,540	REAL	
SRP SUB LLC	\$ 150,490	\$ 140,640	REAL	
SRP SUB LLC	\$ 202,660	\$ 202,660	REAL	
SRP SUB LLC	\$ 214,790	\$ 214,790	REAL	
SWETA PATEL LLC	\$ 3,800,000	\$ 3,800,000	REAL	
TAH 2017 I BORROWER LLC	\$ 134,430	\$ 134,430	REAL	

TAH HOLDING LP	\$	151,020	\$	137,410	REAL
TAH HOLDING LP	\$	155,780	\$	140,200	REAL
TAH HOLDING LP	\$	143,870	\$	140,010	REAL
TAH HOLDING LP	\$	118,670	\$	109,400	REAL
TAH HOLDING LP	\$	144,180	\$	137,730	REAL
TAH HOLDING LP	\$	169,960	\$	158,000	REAL
TAH HOLDING LP	\$	139,740	\$	133,710	REAL
TCI 600 LAS COLINAS INC	\$	72,200,000	\$	68,000,000	REAL *
TCI MERIDIAN ACRES LLC	\$	2,023,990	\$	2,023,990	REAL
TOWNE NORTH SC PTNR LTD	\$	6,912,490	\$	6,575,700	REAL
TOWNE NORTH SC PTNR LTD	\$	3,179,190	\$	3,024,300	REAL
TR ATRIUM LP	\$	13,845,000	\$	13,000,000	REAL
TR ATRIUM LP	\$	8,470,000	\$	7,500,000	REAL
TRUE DFW2015 1 HOMES LLC	\$	150,900	\$	147,980	REAL
TRUE DFW2015 1 HOMES LLC	\$	103,390	\$	101,370	REAL
TSCA52 LP	\$	2,420,000	\$	1,800,000	REAL
U S XPRESS LEASING COMPANY	\$	25,000,000	\$	100,000	PERSONAL
URBAN WOODSIDE APARTMENTS LP	\$	8,900,000	\$	7,975,000	REAL
US SFE ASSET COMPANY I LLC	\$	138,140	\$	124,330	REAL
VAC APARTMENTS LLC	\$	10,000,000	\$	8,600,000	REAL
VUKOTA BRIDGEPORT APTS LP &	\$	21,000,000	\$	18,900,000	REAL
WALMART REAL ESTATE	\$	11,172,710	\$	10,742,990	REAL
WALNUT HILL TX PARTNERS LLC	\$	46,000,000	\$	42,714,000	REAL
WESTDALE BROOKSTONE/TERRACE LP	\$	11,128,840	\$	10,100,000	REAL
WESTDALE BROOKSTONE/TERRACE LP	\$	13,881,340	\$	12,500,000	REAL
WESTDALE ESTELLE CREEK	\$	12,849,030	\$	11,600,000	REAL
WESTDALE WOODMEADE LTD	\$	19,069,120	\$	17,200,000	REAL
WESTGATE & GLEN ARBOR	\$	16,000,000	\$	14,400,000	REAL
WESTGATE & GLEN ARBOR	\$	7,859,330	\$	7,073,390	REAL
WESTGATE & GLEN ARBOR	\$	2,691,610	\$	2,422,450	REAL
WESTGATE & GLEN ARBOR	\$	3,449,060	\$	3,104,160	REAL
WOODCHASE & CLARENDON APARTMENTS	\$	11,417,570	\$	9,226,750	REAL
WOODCHASE & CLARENDON APARTMENTS	\$	4,796,460	\$	4,023,250	REAL
WOODLAND RIDGE POE LLC	\$	18,115,190	\$	16,333,320	REAL
WOODLAND RIDGE POE LLC	\$	9,057,600	\$	8,166,680	REAL
WTH PROPERTIES LLC	\$	7,153,840	\$	7,153,840	REAL
WTH PROPERTIES LLC	\$	7,153,840	\$	7,400,000	REAL
TOTAL	\$	2,326,815,170	\$	2,123,390,170	

2017 ACTIVE LAWSUITS

OWNERS NAME	DCAD VALUE	TYPE OF PROPERTY
GANGA HOTEL GROUP INC	\$ 4,100,000	REAL
NCI LEASING INC	\$ 4,332,650	PERSONAL
1080 STEEPLECHASE LLC &	\$ 14,000,000	REAL
TOTAL	\$ 22,432,650	

2017 SETTLED LAWSUITS

OWNERS NAME	DCAD VALUE	SETTLED VALUE	TYPE OF PROPERTY
ABS HOSPITALITY GROUP LLC	\$ 1,400,000	\$ 1,300,000	REAL
AGRE WILLIAMS SQUARE HOLDINGS LLC	\$ 105,590,370	\$ 92,746,330	REAL *
AGRE WILLIAMS SQUARE HOLDINGS LLC	\$ 62,847,130	\$ 51,968,730	REAL *
AGRE WILLIAMS SQUARE HOLDINGS LLC	\$ 8,990,280	\$ 8,578,530	REAL *
AGRE WILLIAMS SQUARE HOLDINGS LLC	\$ 62,572,220	\$ 53,706,410	REAL *
AJGRE TX HOTEL LAS COLINAS OWNER L	\$ 10,836,630	\$ 9,800,000	REAL
ALDEN SHORT INC	\$ 118,730	\$ 105,000	REAL
ALDEN SHORT INC	\$ 113,710	\$ 102,000	REAL
ALDEN SHORT INC	\$ 60,530	\$ 60,530	REAL
ALDEN SHORT INC	\$ 117,950	\$ 117,950	REAL
ANGEL HOSPITALITY VIII LLC	\$ 7,735,730	\$ 6,870,000	REAL *
BEL AIR AT LAS COLINAS LL LLC	\$ 33,500,000	\$ 31,750,000	REAL
BELTLINE AIRPORT FREEWAY JV ETAL	\$ 2,145,980	\$ 1,600,000	REAL
BELTLINE VILLAGE PARTNERS	\$ 6,500,000	\$ 5,950,000	REAL
BETTER INC	\$ 1,950,000	\$ 1,800,000	REAL
BIG DIAMOND SKIPPER BEVERAGE	\$ 54,090	\$ 12,000	PERSONAL
BIG DIAMOND SKIPPER BEVERAGE	\$ 181,070	\$ 82,110	PERSONAL
BIG DIAMOND SKIPPER BEVERAGE	\$ 167,690	\$ 77,430	PERSONAL
BIG DIAMOND SKIPPER BEVERAGE	\$ 111,300	\$ 77,770	PERSONAL
BRE LAS COLINAS LLC	\$ 85,000,000	\$ 69,000,000	REAL
BRE LAS COLINAS LLC	\$ 5,752,840	\$ 5,752,840	REAL
BRE LAS COLINAS LLC	\$ 247,160	\$ 247,160	REAL
BROWN COLINAS POINTE LLC	\$ 9,650,000	\$ 9,400,000	REAL
CANAL CENTRE LLC	\$ 32,600,000	\$ 32,600,000	REAL *
CASA DEL SOL TEXAS LLC	\$ 2,965,000	\$ 2,700,000	REAL
CHIPOTLE MEXICAN GRILL	\$ 554,320	\$ 485,000	REAL
CLAY COOLEY REAL ESTATE	\$ 11,245,710	\$ 9,750,000	REAL
CLAY COOLEY REAL ESTATE	\$ 3,120,530	\$ 2,725,000	REAL
CNL RETIREMENT MOP 1110	\$ 10,215,000	\$ 3,855,000	REAL
CNLRS BEP LP	\$ 1,800,000	\$ 1,400,000	REAL
COLUMBIA PROPERTIES	\$ 32,577,220	\$ 30,300,000	REAL *
COOLEY FAMILY IRREVOCABLE TRUST	\$ 2,298,690	\$ 1,257,990	PERSONAL
COOLEY FAMILY IRREVOCABLE TRUST	\$ 327,240	\$ 327,240	PERSONAL
COOLEY FAMILY IRREVOCABLE TRUST	\$ 1,647,380	\$ 717,320	PERSONAL
CREEK WOOD APTS LLC	\$ 12,470,000	\$ 11,000,000	REAL
CROSS COURT REALTY LLC	\$ 864,000	\$ 825,000	REAL
CROWN ENTERPRISES INC	\$ 2,100,000	\$ 2,050,000	REAL
CROWN ENTERPRISES INC	\$ 3,099,770	\$ 2,050,000	REAL
CSC SERVICEWORKS INC	\$ 580,930	\$ 464,370	PERSONAL
D L PETERSON TRUST I	\$ 5,302,690	\$ 4,394,640	PERSONAL
DAL RICH VILLAGE LTD	\$ 13,000,000	\$ 11,500,000	REAL
DAL RICH VILLAGE LTD	\$ 3,051,970	\$ 2,538,060	REAL
DAL RICH VILLAGE LTD	\$ 608,270	\$ 505,850	REAL
DAL RICH VILLAGE LTD	\$ 7,339,760	\$ 6,103,840	REAL
DCT ROYAL LANE LLC	\$ 4,238,820	\$ 4,010,000	REAL
DEVA CORPORATION	\$ 4,500,000	\$ 4,154,310	REAL

OWNERS NAME	DCAD VALUE	SETTLED VALUE	TYPE OF PROPERTY
DFW AIRPORT HOSPITALITY	\$ 8,400,000	\$ 6,450,000	REAL
DFW BELTLINE COMMERCE CENTER LLC	\$ 874,180	\$ 819,540	REAL
DFW BELTLINE COMMERCE CENTER LLC	\$ 1,373,200	\$ 1,287,380	REAL
DFW BELTLINE COMMERCE CENTER LLC	\$ 1,373,200	\$ 1,287,370	REAL
DFW BELTLINE COMMERCE CENTER LLC	\$ 1,179,420	\$ 1,105,710	REAL
DFW JOSEPH INVESTMENTS LLC	\$ 7,941,280	\$ 4,800,000	REAL
DULCE RESTAURANTS LLC	\$ 120,990	\$ 96,400	PERSONAL
DULCE RESTAURANTS LLC	\$ 198,390	\$ 77,000	PERSONAL
DULCE RESTAURANTS LLC	\$ 113,790	\$ 67,900	PERSONAL
ELEMENT FLEET CORPORATION	\$ 1,711,670	\$ 1,401,880	PERSONAL
ELMSTONE GROUP OP1 LLC	\$ 6,800,000	\$ 6,282,610	REAL
ELMSTONE GROUP OP1 LLC	\$ 2,400,000	\$ 2,217,390	REAL
ELMSTONE GROUP OP2 LLC	\$ 11,443,470	\$ 8,200,000	REAL
ESD DFW SOUTH 2011 LP	\$ 24,500,000	\$ 23,100,000	REAL
EXTRA SPACE PROPERTIES 107 LLC	\$ 2,450,000	\$ 2,450,000	REAL
EXTRA SPACE PROPERTIES 107 LLC	\$ 3,026,420	\$ 2,726,410	REAL
EXTRA SPACE PROPERTIES 107 LLC	\$ 1,968,750	\$ 1,773,590	REAL
EXTRA SPACE PROPERTIES 107 LLC	\$ 2,849,000	\$ 2,734,860	REAL
FIELDS WILLIAM S & MARGARET M B TRUST	\$ 2,250,000	\$ 2,250,000	REAL
FIREBRAND PROPERTIES LP	\$ 1,165,000	\$ 924,000	REAL
FPG THE POINT LP	\$ 48,630,000	\$ 47,000,000	REAL
FREEMPORT REGENT LLC	\$ 10,532,500	\$ 9,564,750	REAL
GELCO FLEET TRUST	\$ 2,172,120	\$ 1,792,910	PERSONAL
GLEN ARBOR MULTIFAMILY LLC	\$ 14,400,000	\$ 13,600,000	REAL
GROUND HERSHAL GENE	\$ 220,000	\$ 220,000	REAL
GROUP 1 REALTY INC	\$ 3,426,200	\$ 3,000,000	REAL
GRUSIN MARTIN A TRUSTEE	\$ 897,750	\$ 810,000	REAL
HCRE LAS COLINAS LLC	\$ 9,900,000	\$ 8,600,000	REAL *
HIGHLAND CREST LTD	\$ 12,750,000	\$ 11,700,000	REAL
HKRK MGNT INC	\$ 2,617,720	\$ 2,400,000	REAL
IMT CAPITAL III LAKESHORE LOFTS LP	\$ 47,000,000	\$ 45,408,240	REAL *
IMV GROUP LLC	\$ 893,570	\$ 763,290	REAL
IMV GROUP LLC	\$ 118,520	\$ 101,240	REAL
IMV GROUP LLC	\$ 112,300	\$ 95,930	REAL
IMV GROUP LLC	\$ 109,790	\$ 93,780	REAL
IMV GROUP LLC	\$ 86,290	\$ 73,710	REAL
IMV GROUP LLC	\$ 81,570	\$ 69,680	REAL
IMV GROUP LLC	\$ 694,780	\$ 593,490	REAL
IMV GROUP LLC	\$ 219,590	\$ 187,580	REAL
IMV GROUP LLC	\$ 201,500	\$ 172,120	REAL
IMV GROUP LLC	\$ 57,580	\$ 49,180	REAL
INTERGERMAN SUMMER GATE LP	\$ 10,750,000	\$ 9,600,000	REAL
IRVING CLUB ACQUISITION CORP	\$ 1,137,910	\$ 1,137,910	PERSONAL
IRVING LODGING LLC	\$ 4,404,980	\$ 4,035,700	REAL
ISA HOSPITALITY INC	\$ 2,220,000	\$ 1,950,000	REAL
J&J LOTT IRVING LLC	\$ 27,769,510	\$ 27,000,000	REAL
JACK IN THE BOX INC	\$ 216,390	\$ 194,750	PERSONAL
K GARAGE CO LTD	\$ 4,671,700	\$ 4,503,400	REAL
K SERIES III LLC	\$ 97,700	\$ 97,700	REAL
K SERIES III LLC	\$ 650,000	\$ 650,000	REAL

OWNERS NAME	DCAD VALUE	SETTLED VALUE	TYPE OF PROPERTY	
KAMEYAMA KEISHI	\$ 12,500,000	\$ 11,255,000	REAL	
KBSIII TOWER AT LAKE CAROLYN LLC	\$ 56,060,000	\$ 53,140,000	REAL	*
KENSINGTON APARTMENTS LLC	\$ 13,312,000	\$ 12,400,000	REAL	
KHOSROW SADEGHIAN	\$ 98,460	\$ 70,000	REAL	
KHOSROW SADEGHIAN	\$ 108,390	\$ 52,000	REAL	
KROGER TEXAS LP	\$ 758,210	\$ 758,210	REAL	
KROGER TEXAS LP	\$ 1,622,000	\$ 1,622,000	REAL	
KROGER TEXAS LP	\$ 1,400,000	\$ 1,400,000	REAL	
KROGER TEXAS LP	\$ 3,800,000	\$ 3,800,000	REAL	
KROGER TEXAS LP	\$ 910,230	\$ 910,230	REAL	
KUMAR SUNDIP	\$ 561,440	\$ 515,000	REAL	
LAKE WORTH HOTEL CORP	\$ 4,400,000	\$ 4,200,000	REAL	
LAS COLINAS IRVING ACQUISITION CO I	\$ 69,000,000	\$ 66,950,000	REAL	*
LAS COLINAS IRVING ACQUISITION CO II	\$ 39,315,000	\$ 38,000,000	REAL	*
LEGACY REI GROUP VF LLC	\$ 6,788,830	\$ 6,250,000	REAL	
LOWEN TRINITY MILLS	\$ 12,838,950	\$ 10,840,000	REAL	
LOWES HOME CENTERS INC	\$ 7,500,000	\$ 7,500,000	REAL	
LQ TX PROPERTIES LLC	\$ 8,787,680	\$ 8,639,400	REAL	
MAAHIYAA HOTEL LLC	\$ 7,362,310	\$ 4,966,350	REAL	
MACYS RETAIL HOLDING INC	\$ 2,977,080	\$ 2,548,660	PERSONAL	
MARABELLA AT LAS COLINAS	\$ 21,662,080	\$ 19,083,270	REAL	
MARABELLA AT LAS COLINAS	\$ 20,337,920	\$ 17,916,730	REAL	
MO DANY REVOCABLE TRUST	\$ 1,750,000	\$ 1,699,000	REAL	
MONTERRA APARTMENTS LP	\$ 35,250,000	\$ 33,400,000	REAL	*
MUKUNDBHAI PATEL J & DAXABEN	\$ 1,123,710	\$ 960,000	REAL	
NEPTUNE VENTURES LLC	\$ 200,000	\$ 200,000	REAL	
NEPTUNE VENTURES LLC	\$ 173,410	\$ 173,410	REAL	
NEPTUNE VENTURES LLC	\$ 79,730	\$ 79,730	REAL	
NEPTUNE VENTURES LLC	\$ 179,410	\$ 179,410	REAL	
NEPTUNE VENTURES LLC	\$ 116,810	\$ 116,810	REAL	
NEPTUNE VENTURES LLC	\$ 123,030	\$ 123,030	REAL	
NEPTUNE VENTURES LLC	\$ 141,600	\$ 141,600	REAL	
NEWPORT APARTMENTS PROPERTY OWNE	\$ 17,248,000	\$ 16,700,000	REAL	
NORTHGATE INVESTORS LLC	\$ 14,100,000	\$ 13,250,000	REAL	
OMINET AVENIDA LLC	\$ 5,966,480	\$ 5,416,730	REAL	
OMINET AVENIDA LLC	\$ 14,686,520	\$ 13,333,270	REAL	
PARMA LAS COLINAS TOWERS LLC	\$ 50,132,000	\$ 46,952,000	REAL	
PARMA LAS COLINAS TOWERS LLC	\$ 4,048,000	\$ 4,048,000	REAL	*
PARMA MANDALAY TOWER LLC	\$ 30,300,000	\$ 27,500,000	REAL	
PERFECT AND MODERN TEAM LLC	\$ 1,131,320	\$ 1,025,000	REAL	
POST MONTORO LLC	\$ 16,250,000	\$ 15,250,000	REAL	
PROPERTY RESERVE INC	\$ 70,552,820	\$ 52,914,000	REAL	
RANDALLS FOOD & GRUG LP	\$ 4,025,000	\$ 4,025,000	REAL	
RAVI PATEL	\$ 953,680	\$ 870,000	REAL	
RAYO LLC	\$ 2,050,000	\$ 1,850,000	REAL	
RAYO LLC	\$ 2,050,000	\$ 1,850,000	REAL	
RED LOBSTER HOSPITALITY LLC	\$ 378,750	\$ 308,143	PERSONAL	
ROCHELLE PLAZA ASSOCIATES	\$ 5,150,000	\$ 4,975,000	REAL	
ROSEMONT SUMMIT OPERATING LLC	\$ 51,635,000	\$ 50,000,000	REAL	*
SALEM LEASING INC	\$ 4,071,440	\$ 2,676,740	PERSONAL	

April 27, 2020

91

OWNERS NAME	DCAD VALUE	SETTLED VALUE	TYPE OF PROPERTY
SANDLIAN COLBY B &	\$ 2,364,600	\$ 2,128,000	REAL
SECURITY PORTFOLIO IV LP	\$ 2,737,130	\$ 2,737,130	REAL
SONIC INDUSTRIES INC	\$ 162,680	\$ 146,410	PERSONAL
SOUTHEASTERN FREIGHTLINES INC	\$ 4,190,170	\$ 2,553,250	PERSONAL
SPARTRA LLC	\$ 3,600,000	\$ 3,400,000	REAL
STATE BANK OF TEXAS	\$ 4,938,550	\$ 4,938,550	REAL
STATE BANK OF TEXAS	\$ 1,896,750	\$ 1,637,100	REAL
STONEBRIDGE IRVING VENTUR	\$ 310,140	\$ 310,140	REAL
STONEBRIDGE IRVING VENTUR	\$ 11,439,160	\$ 10,700,000	REAL
STONEBRIDGE IRVING VENTUR	\$ 9,774,280	\$ 9,145,000	REAL
SUN LIFE INSURANCE CO OF CANADA	\$ 30,850,000	\$ 30,439,000	REAL
SWAY BEAULY LLC	\$ 137,110	\$ 122,030	REAL
SWETA PATEL LLC	\$ 3,702,050	\$ 3,702,050	REAL
TAH 2016-1 BORROWER LLC	\$ 132,550	\$ 119,300	REAL
TAH 2016-1 BORROWER LLC	\$ 128,630	\$ 115,770	REAL
TAH 2016-1 BORROWER LLC	\$ 109,400	\$ 98,460	REAL
TB THRIVE CRP LP	\$ 9,699,660	\$ 9,100,000	REAL
TCI 600 LAS COLINAS INC	\$ 71,645,000	\$ 62,200,000	REAL
TCI MERIDIAN ACRES LLC	\$ 2,023,990	\$ 1,278,312	REAL
TEXAS SFI PARTNERSHIP 37 LTD	\$ 31,000,000	\$ 31,000,000	REAL
TOWNE NORTH SC PTNR LTD	\$ 6,912,490	\$ 6,575,000	REAL
TOWNE NORTH SC PTNR LTD	\$ 3,179,190	\$ 3,025,000	REAL
TP APARTMENTS LLC	\$ 3,074,880	\$ 2,771,370	REAL
TP APARTMENTS LLC	\$ 1,085,810	\$ 978,630	REAL
TR ATRIUM LP	\$ 11,945,000	\$ 11,945,000	REAL
TRT DEVELOPMENT COMPANY	\$ 800,000	\$ 800,000	REAL
TRT DEVELOPMENT COMPANY	\$ 39,200,000	\$ 37,200,000	REAL
TRUE DFW2015 1 HOMES LLC	\$ 133,400	\$ 121,440	REAL
TRUE DFW2015 1 HOMES LLC	\$ 111,560	\$ 101,550	REAL
TSCA 222 LIMITED PS	\$ 7,909,520	\$ 7,500,000	REAL
TSCA 52 LP	\$ 1,990,000	\$ 1,800,000	REAL
U S XPRESS INC	\$ 25,000,000	\$ 100,000	PERSONAL
WALGREENS CO	\$ 1,078,490	\$ 969,410	PERSONAL
WALGREENS CO	\$ 1,335,990	\$ 1,200,630	PERSONAL
WALGREENS CO	\$ 1,014,620	\$ 910,480	PERSONAL
WALMART REAL EST BUS TRST	\$ 11,963,780	\$ 10,742,990	REAL
WALNUT ABLES LTD	\$ 3,145,590	\$ 2,900,000	REAL
WALNUT HILL THRIVE LTD	\$ 6,800,000	\$ 6,120,000	REAL
WALNUT HILL TX PARTNERS LLC	\$ 45,300,000	\$ 41,500,000	REAL
WESTDALE BROOKSTONE TERRACE LP	\$ 9,600,000	\$ 9,494,000	REAL
WESTDALE BROOKSTONE TERRACE LP	\$ 8,695,000	\$ 8,695,000	REAL
WESTDALE BROOKSTONE TERRACE LP	\$ 11,800,000	\$ 10,750,000	REAL
WESTDALE BROOKSTONE TERRACE LP	\$ 11,500,000	\$ 10,650,000	REAL
WESTDALE TIC BRIDGEPORT LP &	\$ 16,600,000	\$ 16,600,000	REAL
WESTGATE MULTIFAMILY LLC	\$ 6,672,000	\$ 6,244,140	REAL
WESTGATE MULTIFAMILY LLC	\$ 2,928,000	\$ 2,740,230	REAL
WESTGATE MULTIFAMILY LLC	\$ 2,688,000	\$ 2,515,630	REAL
WTH PROPERTIES LLC	\$ 6,503,780	\$ 6,503,780	REAL
WTH PROPERTIES LLC	\$ 7,396,220	\$ 7,396,220	REAL
WOODLAND RIDGE POE LLC	\$ 16,666,670	\$ 15,666,670	REAL

April 27, 2020

92

OWNERS NAME	DCAD VALUE	SETTLED VALUE	TYPE OF PROPERTY
WOODLAND RIDGE POE LLC	\$ 8,333,330	\$ 7,833,330	REAL
217 94 GRUMA BLDG HOLDINGS LP	\$ 3,245,000	\$ 3,245,000	REAL
2929 PARK GROVE VNTRE LTD	\$ 7,785,000	\$ 6,761,220	REAL
2929 PARK GROVE VNTRE LTD	\$ 545,000	\$ 438,780	REAL
300 320 DECKER LLC	\$ 10,043,700	\$ 7,300,000	REAL
3146 NORTHGATE CI LLC	\$ 10,348,200	\$ 10,348,200	REAL
3312 FOREST LN LLC	\$ 1,203,670	\$ 1,012,900	REAL
4525 TOWNE LAKE VILLAGE LL LLC	\$ 13,900,000	\$ 13,000,000	REAL
500 E 114 LLC	\$ 18,580,000	\$ 17,737,830	REAL
500 E 114 LLC	\$ 1,039,170	\$ 1,039,170	REAL
850 LAKE CAROLYN PKWY APARTMENTS II	\$ 44,000,000	\$ 42,800,000	REAL *
TOTAL	\$ 2,060,191,640	\$ 1,847,073,635	

2016 ACTIVE LAWSUITS

OWNERS NAME		DCAD VALUE	PROPOSED VALUE	TYPE OF VALUE
NATIONAL CARRIERS INC	\$	8,702,260	\$	PERSONAL
TOTAL	\$	8,702,260	\$	

2016 SETTLED LAWSUITS

OWNERS NAME	DCAD VALUE	PROPOSED VALUE	SETTLED VALUE	TYPE OF PROPERTY
ABRAHAM VICTOR &	\$ 1,925,270	\$ 1,445,000	\$ 1,800,000	REAL
AG PCPI URBAN TOWERS OWNE	\$ 136,965,000	\$ 36,730,000	\$ 124,500,000	REAL *
AGRE WILLIAMS SQUARE HOLDI	\$ 117,233,910	\$ 0	\$ 100,746,330	REAL *
AGRE WILLIAMS SQUARE HOLDI	\$ 69,777,330	\$ 0	\$ 58,968,730	REAL *
AGRE WILLIAMS SQUARE HOLDI	\$ 9,981,650	\$ 0	\$ 8,578,530	REAL *
AGRE WILLIAMS SQUARE HOLDI	\$ 69,472,110	\$ 0	\$ 58,706,410	REAL *
AIGGRE TX HOTEL LAS COLINAS	\$ 10,511,400	\$ 3,500,000	\$ 9,600,000	REAL
ALLIANCE PJWE LTD PS	\$ 11,100,000	\$ 2,600,000	\$ 9,650,000	REAL
APPLE NINE SPE DALLAS INC	\$ 9,200,000	\$ 5,980,000	\$ 8,300,000	REAL
APPLIANCE WHSE OF AM INC	\$ 207,670	\$ 158,045	\$ 165,000	PERSONAL
AREAVEY WFT LLC	\$ 9,379,330	\$ 3,000,000	\$ 7,950,000	REAL
BEL AIR AT LA COLINAS LL LLC	\$ 30,248,620	\$ 0	\$ 29,795,000	REAL
BELTLINE VILLAGE PARTNERS	\$ 6,800,000	\$ 2,300,000	\$ 5,950,000	REAL
BIG DIAMOND LLC	\$ 164,970	\$ 0	\$ 115,520	PERSONAL
BIG DIAMOND LLC	\$ 152,490	\$ 0	\$ 107,870	PERSONAL
BIG DIAMOND LLC	\$ 149,150	\$ 0	\$ 118,610	PERSONAL
BRE LAS COLINAS LLC	\$ 247,160	\$ 123,580	\$ 247,160	REAL
BRE LAS COLINAS LLC	\$ 83,928,840	\$ 54,553,746	\$ 67,410,840	REAL
BRE LAS COLINAS LLC	\$ 7,324,000	\$ 4,760,600	\$ 7,342,000	REAL
BROOKWOOD JCF INVESTORS	\$ 39,000,000	\$ 0	\$ 36,653,000	REAL *
BROWN COLINAS POINTE LLC	\$ 9,120,000	\$ 0	\$ 8,200,000	REAL
BSREP RIVERSIDE LLC	\$ 6,086,970	\$ 3,956,531	\$ 5,213,640	REAL *
BSREP RIVERSIDE LLC	\$ 2,169,290	\$ 1,410,039	\$ 2,169,290	REAL *
BSREP RIVERSIDE LLC	\$ 21,918,740	\$ 14,247,181	\$ 18,664,710	REAL *
CABOT IV TX1B01 B02	\$ 190,390	\$ 0	\$ 190,390	REAL
CANAL CENTRE LLC	\$ 32,785,000	\$ 10,368,500	\$ 29,500,000	REAL *
CARMAX AUTO SUPERSTORE	\$ 833,110	\$ 0	\$ 833,110	REAL
CARMAX AUTO SUPERSTORE	\$ 8,600,000	\$ 0	\$ 7,266,890	REAL
CHATHEAU AT WILDBRIAR LP	\$ 8,778,500	\$ 3,400,000	\$ 7,850,000	REAL
CHEUNG JACKY C K	\$ 2,000,000	\$ 499,330	\$ 1,750,000	REAL
CHICK FIL A INC	\$ 780,000	\$ 390,000	\$ 765,000	REAL
CIVF 1-TX1M01 LLC	\$ 3,875,670	\$ 0	\$ 3,639,000	REAL
CNL RETIREMENT MOP 1110	\$ 10,215,000	\$ 6,639,750	\$ 9,000,000	REAL
COLUMBIA PROPERTIES	\$ 33,583,430	\$ 0	\$ 30,000,000	REAL *
COOLEY FAMILY IRREVOCABLE	\$ 396,150	\$ 198,075	\$ 396,150	PERSONAL
COOLEY FAMILY IRREVOCABLE	\$ 1,563,430	\$ 1,016,230	\$ 1,000,000	PERSONAL
COOLEY FAMILY IRREVOCABLE	\$ 2,097,390	\$ 1,363,304	\$ 1,301,570	PERSONAL
CP II CRESTVIEW LP	\$ 33,400,000	\$ 10,100,000	\$ 31,656,000	REAL
CROSS COURT REALTY LLC	\$ 931,000	\$ 0	\$ 825,000	REAL
CSC SEVICWORKS INC	\$ 766,650	\$ 207,824	\$ 564,380	PERSONAL
CSFB 1998 C2 TX FACILITIES	\$ 500,000	\$ 250,000	\$ 500,000	REAL
CSFB 1998 C2 TX FACILITIES	\$ 20,900,000	\$ 13,585,000	\$ 17,400,000	REAL
DALLAS NORTHWEST LTD	\$ 310,140	\$ 155,070	\$ 310,140	REAL
DALLAS NORTHWEST LTD	\$ 10,605,970	\$ 6,893,880	\$ 9,900,000	REAL
DALLAS NORTHWEST LTD	\$ 9,033,070	\$ 5,871,495	\$ 8,489,860	REAL
DALLAS SOUTHERN DISTRI	\$ 5,400,000	\$ 1,500,000	\$ 5,400,000	REAL
DFW AIRPORT HOSPITALITY	\$ 7,560,000	\$ 2,598,000	\$ 6,800,000	REAL

DFW JOSEPH INVESTMENT LLC	\$ 7,926,640	\$ 5,152,316	\$ 5,000,000	REAL
DIAZ EDUARDO E &	\$ 1,522,970	\$ 500,000	\$ 1,432,700	REAL
DULIEN COMMUNITY TRUST &	\$ 2,369,060	\$ 0	\$ 1,848,650	REAL
DULIEN COMMUNITY TRUST &	\$ 2,244,380	\$ 0	\$ 1,751,350	REAL
ESD DFW SOUTH 2011 LP	\$ 24,950,000	\$ 7,637,930	\$ 22,300,000	REAL
ELMSTONE GROUP TV LLC	\$ 4,500,000	\$ 0	\$ 3,750,000	REAL
FIELDS WILLIAM S & MARGARET	\$ 2,250,000	\$ 0	\$ 2,137,500	REAL
FIREBRAND PROPERTIES LP	\$ 1,165,000	\$ 0	\$ 924,000	REAL
FOREST PARK REALTY PTNR	\$ 1,600,000	\$ 1,040,000	\$ 1,450,000	REAL
FOUNTAIN VALLEY COMMERCE	\$ 7,822,000	\$ 0	\$ 7,300,000	REAL
FPG THE POINT LP	\$ 48,165,000	\$ 0	\$ 45,147,000	REAL
GANGA HOTEL GROUP INC	\$ 3,432,600	\$ 2,231,190	\$ 2,700,000	REAL
GLEN ARBOR MULTIFAMILY	\$ 14,400,000	\$ 5,000,000	\$ 12,900,000	REAL
GMRI INC	\$ 356,550	\$ 0	\$ 292,262	PERSONAL
GMRI INC	\$ 230,270	\$ 0	\$ 207,240	PERSONAL
GREENWAY RESTAURANT	\$ 8,208,320	\$ 5,335,408	\$ 8,208,320	REAL
GROUND HERSHAL GENE	\$ 220,000	\$ 0	\$ 220,000	REAL
GROUP 1 REALITY INC AND FCA	\$ 3,715,420	\$ 2,415,023	\$ 3,000,000	REAL
GRUSIN MARTIN A TRUSTEE	\$ 887,780	\$ 443,890	\$ 810,000	REAL
HIGHLAND CREST LTD	\$ 11,635,000	\$ 4,000,000	\$ 10,500,000	REAL
HKRK MGNT INC	\$ 2,371,840	\$ 615,000	\$ 2,252,350	REAL
HMK LTD	\$ 52,000	\$ 39,000	\$ 52,000	REAL
HMK LTD	\$ 17,100	\$ 12,800	\$ 17,100	REAL
I & J DSI LLC	\$ 1,379,000	\$ 500,000	\$ 1,080,000	REAL
IMT CAPITAL III LAKESHORE	\$ 55,225,050	\$ 12,162,500	\$ 47,500,000	REAL
IRVING PARK SPRINGS PTNRS	\$ 2,332,740	\$ 1,000,000	\$ 2,000,000	REAL
IRVING SELF STORAGE LLC	\$ 2,812,430	\$ 810,000	\$ 1,800,000	REAL
ISA HOSPITALITY INC	\$ 1,661,120	\$ 500,000	\$ 1,450,000	REAL
J&J LOTT IRVING LLC	\$ 26,507,260	\$ 8,500,000	\$ 25,384,990	REAL
JACK IN THE BOX INC	\$ 231,990	\$ 165,710	\$ 209,900	REAL
JACKSON SHAW CV PARC GSW	\$ 2,723,040	\$ 0	\$ 2,723,040	REAL
JOSHI RAKESH & PRANIKA	\$ 2,276,610	\$ 0	\$ 1,950,000	REAL
KAMEYAMA KEISHI	\$ 15,300,000	\$ 0	\$ 14,128,460	REAL
KBSIII TOWER AT LAKE CAROLY	\$ 57,760,000	\$ 15,672,000	\$ 52,500,000	REAL
KECHEJIAN ENTERPRISES LP	\$ 661,000	\$	\$ 650,000	REAL
KENSINGTON APARTMENTS	\$ 12,288,000	\$ 5,600,000	\$ 11,700,000	REAL
KUMAR SUNDIP	\$ 555,190	\$ 475,000	\$ 480,000	REAL
LAS COLINAS ASSOCIATION THE	\$ 3,216,920	\$ 1,000,000	\$ 2,500,000	REAL
LAS COLINAS LAKE POINTE LP	\$ 1,195,310	\$ 0	\$ 1,050,000	REAL
LMC PROPERTIES	\$ 2,500,000	\$ 830,000	\$ 1,100,000	REAL
LOWEN RAIFORD LP	\$ 12,000,000	\$ 0	\$ 10,500,000	REAL
LOWES HOME CENTERS INC	\$ 8,014,440	\$ 5,209,386	\$ 7,500,000	REAL
LQ TX PPTIES LP	\$ 7,355,960	\$ 4,781,374	\$ 7,228,970	REAL
LUCKY TEXAN LLC	\$ 1,765,970	\$ 1,147,881	\$ 1,565,970	REAL
MAAHIYAA HOTEL LLC	\$ 6,374,330	\$ 4,143,314	\$ 4,300,000	REAL
MAJESTIC CAST INC	\$ 885,250	\$ 250,000	\$ 885,250	REAL
MCDAVID IRVING HON LLC	\$ 3,671,840	\$ 0	\$ 3,200,000	REAL
MCDAVID IRVING HON LLC	\$ 2,949,000	\$ 0	\$ 2,500,000	REAL
MFO PPTIES LTD	\$ 1,766,980	\$ 588,990	\$ 1,650,000	REAL
MID AMERICA APARTMENTS LP	\$ 39,296,000	\$ 12,500,000	\$ 36,720,000	REAL
MITCHELL BRIDGEPORT LLC	\$ 15,600,000	\$ 5,200,000	\$ 14,040,000	REAL
MO DANY REVOCABLE TRUST	\$ 1,876,100	\$ 900,000	\$ 1,699,000	REAL

MONTERRA APARTMENTS LP	\$ 36,000,000	\$ 12,000,000	\$ 33,000,000	REAL
MTP PROPERTY CO LTD	\$ 4,625,000	\$ 0	\$ 4,160,000	REAL
MTP PROPERTY CO LTD	\$ 625,490	\$ 0	\$ 527,490	REAL
MTP PROPERTY CO LTD	\$ 2,349,510	\$ 0	\$ 2,150,510	REAL
MTP PROPERTY CO LTD	\$ 3,589,850	\$ 0	\$ 3,050,000	REAL
MULTIFAMILY VILLAGE OF CROS	\$ 8,250,000	\$ 2,000,000	\$ 7,542,000	REAL
MUSHIR MOHAMED & SALMA	\$ 768,690	\$ 256,230	\$ 690,000	REAL
NORTHGATE CONSOLIDATED	\$ 1,380,000	\$ 85,156	\$ 1,290,390	REAL
NORTHGATE CONSOLIDATED	\$ 4,394,990	\$ 2,817,500	\$ 4,109,610	REAL
NORTHGATE INVESTORS LLC	\$ 12,972,000	\$ 0	\$ 12,000,000	REAL
NORTHWESTERN MUTUAL LIFE	\$ 15,800,000	\$ 0	\$ 14,900,000	REAL
OFFICE DEPOT OF TEXAS LP	\$ 622,200	\$ 0	\$ 539,450	PERSONAL
OMEGA AUTOMOTIVE REAL	\$ 6,105,600	\$ 0	\$ 5,500,000	REAL
OMINET AVENIDA LLC	\$ 7,400,320	\$ 0	\$ 6,262,010	REAL
OMINET AVENIDA LLC	\$ 13,753,540	\$ 0	\$ 11,637,990	REAL
OREILLY AUTOMOTIVE STORES	\$ 1,092,190	\$ 0	\$ 1,092,190	PERSONAL
OREILLY AUTOMOTIVE STORES	\$ 420,930	\$ 0	\$ 420,930	PERSONAL
OREILLY AUTOMOTIVE STORES	\$ 361,750	\$ 0	\$ 361,750	PERSONAL
PARKLANE CORP	\$ 1,136,330	\$ 0	\$ 1,050,000	REAL
PARMENTER 220 EAST LAS COLI	\$ 21,450,000	\$ 0	\$ 21,450,000	REAL
PARMENTER LAS COLINAS	\$ 4,048,000	\$ 0	\$ 4,048,000	REAL
PARMENTER LAS COLINAS	\$ 43,272,000	\$ 0	\$ 41,552,000	REAL
PARTNERS NORTH STORY LLC	\$ 2,070,000	\$ 500,000	\$ 1,790,000	REAL
PATEL SUKETU B & MINAL C	\$ 131,950	\$ 0	\$ 120,000	REAL
POST AVALON LLC	\$ 13,800,000	\$ 5,775,000	\$ 12,700,000	REAL
POST MONTORO LLC	\$ 14,375,000	\$ 4,500,000	\$ 14,000,000	REAL
PROG LEASING LLC	\$ 824,770	\$ 0	\$ 596,280	PERSONAL
RANDALLS AS OWNER AND LES:	\$ 4,025,000	\$ 0	\$ 4,008,620	REAL
REGENCY MEDICAL PLAZA LP	\$ 4,500,000	\$ 1,500,000	\$ 3,400,000	REAL
ROCHELLE PLAZA ASSOCIATES	\$ 4,800,000	\$ 1,500,000	\$ 4,550,000	REAL
ROSEBRIAR OCONNOR RIDGE	\$ 3,953,960	\$ 0	\$ 3,600,000	REAL
ROSEMONT SUMMIT OPEART	\$ 53,748,000	\$ 34,936,200	\$ 49,000,000	REAL
SANDLIAN COLBY B & GENEVIEV	\$ 2,070,000	\$ 0	\$ 2,070,000	REAL
SECURITY PORTFOLIO IV LP	\$ 2,737,130	\$ 1,779,135	\$ 2,737,130	REAL
SKIPPER BEVERAGE CO INC	\$ 455,050	\$ 227,825	\$ 455,050	REAL
SONIC INDUSTRIES INC	\$ 172,770	\$ 0	\$ 155,490	PERSONAL
STATE BANK OF TEXAS	\$ 4,938,550	\$ 0	\$ 4,626,000	REAL
STATE BANK OF TEXAS	\$ 1,896,750	\$ 0	\$ 1,637,100	REAL
STRAUS FRANK ENTERPRISES L	\$ 819,840	\$ 0	\$ 772,680	PERSONAL
STRAUS FRANK ENTERPRISES L	\$ 2,070,320	\$ 0	\$ 1,994,730	PERSONAL
STRAUS FRANK ENTERPRISES L	\$ 835,170	\$ 0	\$ 795,930	PERSONAL
SUN HOLDINGS LLC	\$ 186,430	\$ 75,000	\$ 149,140	PERSONAL
SUN HOLDINGS LLC	\$ 106,440	\$ 75,000	\$ 85,470	PERSONAL
SUN HOLDINGS LLC	\$ 153,990	\$ 75,000	\$ 78,890	PERSONAL
SUN HOLDINGS LLC	\$ 174,010	\$ 75,000	\$ 123,850	PERSONAL
SUN LIFE INSURANCE CO OF CA	\$ 30,345,000	\$ 10,000,000	\$ 28,000,000	REAL
TCI 600 LAS COLINAS INC	\$ 72,800,000	\$ 0	\$ 61,000,000	REAL
TCI MERIDIAN ACRES LLC	\$ 2,023,990	\$ 1,315,594	\$ 1,278,312	REAL
TOWNE NORTH SC PRNR LTD	\$ 7,402,760	\$ 0	\$ 6,575,000	REAL
TOWNE NORTH SC PRNR LTD	\$ 3,179,190	\$ 0	\$ 3,025,000	REAL
TR ATRIUM LP	\$ 12,995,000	\$ 5,611,500	\$ 11,000,000	REAL
TRANSCONTINENTAL TREEHOU	\$ 6,435,000	\$ 2,500,000	\$ 6,000,000	REAL

TRIDEN SAN SIMEON LLC	\$ 38,426,420	\$ 18,000,000	\$ 36,500,000	REAL
TRINITY POE LLC	\$ 33,719,940	\$ 6,800,000	\$ 26,000,000	REAL
TRT DEVELOPMENT COMPANY	\$ 800,000	\$ 400,000	\$ 800,000	REAL
TRT DEVELOPMENT COMPANY	\$ 39,000,000	\$ 25,350,000	\$ 35,700,000	REAL
TS ASSET KNOLLWOOD LLC	\$ 8,858,750	\$ 3,000,000	\$ 7,500,000	REAL
URBAN STONEHILL	\$ 10,000,000	\$ 0	\$ 8,950,000	REAL
U S XPRESS LEASING COMPANY	\$ 11,480,620	\$ 3,626,870	\$ 100,000	PERSONAL
VILLA FRANCE APARTMENTS	\$ 6,200,000	\$ 2,000,000	\$ 5,595,500	REAL
WESTDALE BROOKSTONE TERR	\$ 11,800,000	\$ 0	\$ 9,900,000	REAL
WESTDALE ESTELLE CREEK LTC	\$ 10,221,100	\$ 0	\$ 9,856,000	REAL
WESTDALE MONTFORT CROSSII	\$ 3,846,390	\$ 0	\$ 3,300,000	REAL
WESTGATE MULTIFAMILY LLC	\$ 6,244,500	\$ 0	\$ 5,864,410	REAL
WESTGATE MULTIFAMILY LLC	\$ 2,740,000	\$ 0	\$ 2,362,380	REAL
WESTGATE MULTIFAMILY LLC	\$ 2,515,500	\$ 0	\$ 2,573,210	REAL
WILDWOOD GROUP INV LTD	\$ 1,469,060	\$ 954,889	\$ 1,150,000	REAL
WIND TREE INVESTORS LLC	\$ 12,350,000	\$ 0	\$ 11,900,000	REAL
WOODLAND RIDGE POE LLC	\$ 16,669,000	\$ 10,834,850	\$ 15,420,600	REAL
WOODLAND RIDGE POE LLC	\$ 8,193,000	\$ 5,325,450	\$ 7,579,400	REAL
WTH PROPERTIES LLC	\$ 5,585,080	\$ 1,500,000	\$ 5,228,910	REAL
3MIND ESTRADA OAKS LLC	\$ 12,000,000	\$ 4,524,000	\$ 11,306,000	REAL
300 NORTH CENTRAL LTD	\$ 504,590	\$ 252,295	\$ 333,270	REAL
300 NORTH CENTRAL LTD	\$ 8,143,380	\$ 5,293,197	\$ 7,250,000	REAL
300 NORTH CENTRAL LTD	\$ 2,550,000	\$ 1,657,500	\$ 2,300,000	REAL
307 ROGERS RD	\$ 1,875,000	\$ 800,000	\$ 1,700,000	REAL
3146 NORTHGATE LLC	\$ 8,150,000	\$ 0	\$ 7,870,130	REAL
3312 FOREST LN LLC	\$ 1,203,670	\$ 782,386	\$ 1,012,900	REAL
850 LAKE CAROLYN PKWY APT	\$ 43,350,000	\$ 14,450,000	\$ 41,500,000	REAL
1080 STEEPLECHASE LLC &	\$ 13,822,500	\$ 0	\$ 11,300,000	REAL
1927 BELTLINE CP LTD ET AL	\$ 3,455,930	\$ 0	\$ 2,481,200	REAL
1927 BELTLINE CP LTD ET AL	\$ 9,475,720	\$ 0	\$ 6,914,300	REAL
1927 BELTLINE CP LTD ET AL	\$ 868,350	\$ 0	\$ 604,500	REAL
1927 BELTLINE CP LTD ET AL	\$ 11,901,260	\$ 0	\$ 9,375,000	REAL
1927 BELTLINE CP LTD ET AL	\$ 2,086,720	\$ 0	\$ 1,600,000	REAL
2929 PARK GROVE VNTRE LTD	\$ 518,000	\$ 0	\$ 438,780	REAL
2929 PARK GROVE VNTRE LTD	\$ 7,982,000	\$ 0	\$ 6,761,220	REAL
4525 TOWNE LAKE VILLAGE LL L	\$ 12,400,000	\$ 0	\$ 11,643,000	REAL
TOTAL	\$ 2,103,043,200	\$ 509,315,469	\$ 1,864,815,884	

2015 ACTIVE LAWSUITS

OWNERS NAME	DCAD VALUE	PROPOSED VALUE	TYPE OF PROPERTY
NATIONAL CARRIERS INC	\$ 9,255,550	\$	PERSONAL
TOTAL	\$ 9,255,550	\$	

2015 SETTLED LAWSUITS

OWNERS NAME	DCAD VALUE	VALUE PROPOSED	SETTLED VALUE	TYPE OF PROPERTY
AG PCPI URBAN TOWERS OWNER LP	\$ 125,000,000	\$ 36,730,000	\$ 112,500,000	REAL
AIGGRE TX HOTEL LAS COLINAS OWNER	\$ 9,833,520	\$ 3,500,000	\$ 8,900,000	REAL
ALLIANCE PJWE LTD PS	\$ 9,300,000	\$ 2,600,000	\$ 8,500,000	REAL
AMAC I IRVING LLC	\$ 5,440,000	\$ 3,536,000	\$ 4,900,000	REAL
APAC TEXAS INC	\$ 3,784,440	\$ 1,833,701	\$ 2,205,460	PERSONAL
ABRAHAM VICTOR &	\$ 1,925,270	\$ 750,000	\$ 1,800,000	REAL
BEL AIR AT LAS COLINAS LLC	\$ 30,900,000	\$ 10,730,500	\$ 29,165,000	REAL
BELTLINE VILLAGE PARTNERS	\$ 5,990,930	\$ 3,575,000	\$ 5,300,000	REAL
BROOKWOOD JCF INVESTORS LLC	\$ 41,500,000	\$ 18,550,000	\$ 36,000,000	REAL
BSREP RIVERSIDE LLC	\$ 29,687,900	\$ 19,297,135	\$ 24,187,900	REAL
BSREP RIVERSIDE LLC	\$ 1,812,100	\$ 1,177,865	\$ 1,812,100	REAL
BROWN COLINAS POINTE LLC	\$ 8,062,000	\$ 4,875,000	\$ 7,600,000	REAL
BRIARWOOD UNIV HILLS LP	\$ 4,875,000	\$ 316,875	\$ 4,560,000	REAL
CANAL CENTRE LLC	\$ 31,329,000	\$ 20,363,850	\$ 25,300,000	REAL
CAPITAL ONE NATIONAL ASSOCIATION	\$ 2,025,610	\$ 1,316,647	\$ 1,800,000	REAL
CARUTH H LTD	\$ 11,000,000	\$ 7,150,000	\$ 8,800,000	REAL
CARUTH H LTD	\$ 3,500,000	\$ 2,275,000	\$ 2,718,750	REAL
CARUTH H LTD	\$ 1,987,350	\$ 1,291,778	\$ 1,500,000	REAL
CARUTH H LTD	\$ 800,000	\$ 1,291,778	\$ 621,430	REAL
CARUTH H LTD	\$ 9,700,000	\$ 6,305,000	\$ 7,534,820	REAL
CENTRALAND GROUP LTD	\$ 2,977,790	\$ 1,935,564	\$ 2,700,000	REAL
CHEUNG JACKY C K	\$ 1,589,000	\$ 499,330	\$ 1,375,000	REAL
CNL RETIREMENT MOP 1110	\$ 10,215,000	\$ 7,850,000	\$ 9,750,000	REAL
COLUMBIA PROPERTIES	\$ 31,597,180	\$ 20,538,167	\$ 28,000,000	REAL
CORSER ROBERT E &	\$ 91,970	\$ 45,000	\$ 81,000	REAL
COTTONWOOD CROSSING LP	\$ 6,500,000	\$ 2,300,000	\$ 5,880,000	REAL
CP II CRESTVIEW LP	\$ 32,650,000	\$ 10,275,000	\$ 28,818,000	REAL
CREEK PARK CORP	\$ 11,272,800	\$ 4,000,000	\$ 10,000,000	REAL
CROSS COURT REALTY LLC	\$ 846,000	\$ 423,000	\$ 782,000	REAL
CROWN ENTERPRISES INC	\$ 2,500,000	\$ 1,625,000	\$ 2,050,000	REAL
CROWN ENTERPRISES INC	\$ 2,500,000	\$ 1,625,000	\$ 2,050,000	REAL
DALLAS TX ISENIOR PROPERTY LLC	\$ 92,260	\$ 46,130	\$ 92,260	REAL
DALLAS TX ISENIOR PROPERTY LLC	\$ 6,914,390	\$ 4,494,354	\$ 6,506,080	REAL
DCT STERLING LLC	\$ 3,750,960	\$ 2,437,539	\$ 3,509,830	REAL
DEVA CORPORATION	\$ 3,862,580	\$ 1,500,000	\$ 3,520,000	REAL
DFW AIRPORT HOSPITALITY	\$ 7,451,020	\$ 3,000,000	\$ 6,775,000	REAL
DFW JOSEPH INVESTMENTS LLC	\$ 7,357,210	\$ 4,782,186	\$ 7,357,210	REAL
EMERALD POINT APARTMENTS LLC	\$ 2,982,150	\$ 1,938,398	\$ 2,700,000	REAL
ESD DFW SOUTH 2011 LP	\$ 24,100,000	\$ 15,665,000	\$ 20,400,000	REAL
FIREBRAND PPTIES LP	\$ 1,165,000	\$ 757,250	\$ 940,000	REAL
FPG THE POINT LP	\$ 46,418,000	\$	\$ 42,000,000	REAL
FRBH EAGLECREST LLC	\$ 10,232,500	\$ 6,651,250	\$ 8,812,500	REAL
FRBH EAGLECREST LLC	\$ 14,433,240	\$ 9,381,606	\$ 12,187,500	REAL
GANGA HOTEL GROUP INC	\$ 3,857,060	\$	\$ 2,800,000	REAL
GLEN ARBOR MULTIFAMILY LLC	\$ 2,440,000	\$ 1,586,000	\$ 2,440,000	REAL
GLEN ARBOR MULTIFAMILY LLC	\$ 5,560,000	\$ 3,614,000	\$ 5,560,000	REAL
GLEN ARBOR MULTIFAMILY LLC	\$ 14,656,000	\$ 9,526,400	\$ 12,800,000	REAL
GLEN ARBOR MULTIFAMILY LLC	\$ 2,240,000	\$ 1,586,000	\$ 2,240,000	REAL
GLEN ARBOR MULTIFAMILY LLC	\$ 5,199,960	\$ 3,379,974	\$ 4,065,180	REAL
GLEN ARBOR MULTIFAMILY LLC	\$ 1,835,280	\$ 1,192,932	\$ 1,434,820	REAL
GMRI INC	\$ 272,390	\$ 187,219	\$ 245,150	PERSONAL
GREENWAY RESTAURANT	\$ 7,700,000	\$ 5,005,000	\$ 7,195,920	REAL
GRUSIN MARTIN A TRUSTEE	\$ 887,780	\$ 443,890	\$ 730,000	REAL
GUILLERMO PERALES AS TRUSTEE	\$ 1,876,100	\$	\$ 1,750,000	REAL
HKRK MGMT INC	\$ 2,006,060	\$ 615,000	\$ 1,905,000	REAL
HMK LTD	\$ 17,100	\$ 8,550	\$ 17,100	REAL
HMK LTD	\$ 30,820	\$ 15,410	\$ 30,820	REAL
HPTRI CORPORATION	\$ 8,979,430	\$ 5,836,630	\$ 7,800,000	REAL
IMT CAPITAL III LAKESHORE LOFTS LP	\$ 41,772,500	\$ 12,160,500	\$ 39,215,000	REAL
IRVING 390 HOLDING LLC	\$ 5,720,000	\$ 3,718,000	\$ 4,940,000	REAL
IRVING 390 HOLDING LLC	\$ 10,920,000	\$ 7,098,000	\$ 9,880,000	REAL

April 27, 2020

IRVING 5 STAR MANAGMT LLC	\$	1,057,250	\$	\$	1,057,250	REAL
IRVING 5 STAR MANAGMT LLC	\$	167,260	\$	\$	167,260	REAL
IRVING 5 STAR MANAGMT LLC	\$	592,800	\$	0	548,500	REAL
IRVING 5 STAR MANAGMT LLC	\$	82,470	\$	0	76,310	REAL
IRVING 5 STAR MANAGMT LLC	\$	90,590	\$	0	72,310	REAL
IRVING 5 STAR MANAGMT LLC	\$	76,400	\$	0	70,690	REAL
IRVING 5 STAR MANAGMT LLC	\$	60,050	\$	0	55,560	REAL
IRVING 5 STAR MANAGMT LLC	\$	56,760	\$	0	52,520	REAL
IRVING 5 STAR MANAGMT LLC	\$	483,430	\$	0	447,360	REAL
IRVING 5 STAR MANAGMT LLC	\$	152,810	\$	0	141,390	REAL
IRVING 5 STAR MANAGMT LLC	\$	140,220	\$	0	129,740	REAL
IRVING 5 STAR MANAGMT LLC	\$	39,960	\$	0	36,970	REAL
IRVING LAS COSTA APARTMENTS LP	\$	4,500,000	\$	2,000,000	3,700,000	REAL
IRVING LODGEING LLC	\$	5,257,260	\$	1,680,700	4,750,000	REAL
ISA HOSPITALITY INC	\$	1,690,580	\$	375,000	1,395,000	REAL
J C IRVING LLC	\$	14,500,000	\$	9,408,700	13,750,000	REAL
J P MORGAN CHASE BANK	\$	1,028,650	\$	0	920,000	REAL
J P MORGAN CHASE BANK	\$	1,039,420	\$	0	930,000	REAL
J P MORGAN CHASE BANK	\$	1,267,270	\$	0	1,150,000	REAL
J P MORGAN CHASE BANK	\$	134,390	\$	0	134,390	REAL
J & J LOTT IRVING LLC	\$	24,749,110	\$	14,971,000	23,938,000	REAL
JAGIR HOSPITALITY LLC	\$	919,270	\$	890,770	850,000	REAL
JARIWALA ROSHNI	\$	2,024,700	\$	1,350,000	1,850,000	REAL
JFP AG IRVING LLC	\$	1,306,030	\$	848,920	1,200,000	REAL
KBSIII TOWER AT LAKE CAROLYN LLC	\$	50,000,000	\$	15,672,000	45,000,000	REAL
LAKE CAROLYN REIT LLC	\$	86,260,000	\$	27,214,000	70,000,000	REAL
LAKE WORTH HOTEL CORP	\$	3,617,950	\$	1,179,700	3,325,000	REAL
LAS COLINAS LAKE POINTE LP	\$	1,019,530	\$	0	984,380	REAL
LAS COLINAS ASSOCIATION THE	\$	3,216,920	\$	0	2,500,000	REAL
LOWES HOME CENTERS INC	\$	9,281,680	\$	6,033,092	7,500,000	REAL
LQ TX PPTIES LLC	\$	7,708,200	\$	5,010,330	7,228,970	REAL
LUCKY TEXAN LLC	\$	1,765,970	\$	550,000	1,000,000	REAL
MAAHYAA HOTEL LLC	\$	4,699,120	\$	2,000,000	3,700,000	REAL
MAC ARTHUR CENTER LEVY	\$	2,726,660	\$	1,772,329	2,571,130	REAL
MAC ARTHUR CENTER LEVY	\$	2,745,350	\$	1,784,478	2,588,760	REAL
MAC ARTHUR CENTER LEVY	\$	6,656,900	\$	4,326,985	6,277,190	REAL
MACYS RETAIL HOLDING INC	\$	3,076,980	\$	2,399,080	2,595,130	PERSONAL
MFO PPTIES LTD	\$	1,766,980	\$	0	1,650,000	REAL
MONTERRA APARTMENTS LP	\$	34,000,000	\$	15,500,000	32,335,000	REAL
MORAN FOODS LLC	\$	475,970	\$	218,615	475,970	PERSONAL
MRG SIERRA POINT APARTMENTS LTD	\$	7,632,000	\$	2,201,000	6,500,000	REAL
NORTHGATE CONSOLIDATED GROUP LLC	\$	1,300,240	\$	85,156	1,219,430	REAL
NORTHGATE CONSOLIDATED GROUP LLC	\$	4,334,760	\$	2,817,594	4,065,370	REAL
NORTH OAK MUM LLC	\$	4,800,000	\$	1,446,330	4,300,000	REAL
NORTHGATE INVESTORS LLC	\$	13,250,000	\$	8,612,500	11,500,000	REAL
OREILLY AUTO ENTERPRISES LLC	\$	498,190	\$	231,320	443,300	PERSONAL
PAC OPERATING LTD	\$	2,500,000	\$	1,625,000	2,408,000	REAL
PACCAR FINANCIAL CORP	\$	1,574,870	\$	0	992,690	PERSONAL
PANADE II LTD ET AL	\$	11,223,380	\$	6,221,000	9,708,500	REAL
PARAGON ENERGY INC	\$	981,800	\$	0	892,550	REAL
PARMENTER 220 EAST LAS COLINAS	\$	18,000,000	\$	8,500,000	16,000,000	REAL
PARMENTER LAS COLINAS	\$	44,678,000	\$	29,040,700	41,028,000	REAL
PARMENTER LAS COLINAS	\$	3,322,000	\$	2,159,300	3,322,000	REAL
PATEL SUKETU B & MINAL C	\$	120,510	\$	95,520	115,000	REAL
PERFECT AND MODERN TEAM LLC	\$	1,114,750	\$	724,588	950,000	REAL
POST AVALON LLC	\$	11,925,000	\$	5,775,000	11,000,000	REAL
POST MONTORO LLC	\$	12,960,000	\$	4,500,000	11,600,000	REAL
PRESIDIUM VINEYARDS INVESTORS LLC	\$	12,200,000	\$	2,500,000	10,675,000	REAL
PS TEXAS HOLDINGS II LTD	\$	2,301,670	\$	1,496,086	2,000,000	REAL
PS TEXAS HOLDINGS II LTD	\$	2,052,980	\$	1,334,437	2,000,000	REAL
RANDALLS	\$	4,190,000	\$	2,723,500	3,875,000	REAL
RAYO LLC	\$	2,211,620	\$	1,437,553	1,841,350	REAL
RAYO LLC	\$	1,751,970	\$	1,138,781	1,458,650	REAL
RED LOBSTER HOSPITALITY LLC	\$	381,000	\$	253,779	342,900	PERSONAL
REGENCY MEDICAL PLAZA LP	\$	4,726,320	\$	3,072,108	3,109,000	REAL
RESERVE I NRP LTD	\$	17,752,750	\$	11,539,288	16,052,750	REAL
RESERVE I NRP LTD	\$	247,250	\$	123,625	247,250	REAL

April 27, 2020

101

ROC II TX SHADOW OF COTTONWOOD LLC	\$ 19,475,000	\$ 12,658,750	\$ 18,000,000	REAL
ROC II TX SHADOW OF COTTONWOOD LLC	\$ 19,475,000	\$ 12,658,750	\$ 18,000,000	REAL
ROCHELLE PLACE LP	\$ 3,766,900	\$ 1,250,000	\$ 3,390,000	REAL
ROGERS ROAD FINANCIAL LLC	\$ 1,276,570	\$ 350,000	\$ 1,082,500	REAL
ROSEBRIAR JOSEY RANCH LP	\$ 3,900,000	\$ 2,535,000	\$ 3,445,080	REAL
ROSEMONT SUMMIT OPERATING LLC	\$ 46,101,000	\$ 29,965,650	\$ 46,101,000	REAL
SADEGHIAN KHOSROW	\$ 62,860	\$ 35,000	\$ 62,860	REAL
SADEGHIAN KHOSROW	\$ 99,960	\$ 99,960	\$ 99,960	REAL
SAVOY DALLAS HOTELS LLC	\$ 6,397,430	\$ 4,121,175	\$ 5,700,000	REAL
SCI MANDALAY FUND LLC &	\$ 40,000,000	\$ 12,083,000	\$ 36,000,000	REAL
SECURITY PORTFOLIO I	\$ 2,800,000	\$ 1,820,000	\$ 2,800,000	real
SONIC DRIVE IN	\$ 186,550	\$ 111,106	\$ 167,900	PERSONAL
SPARTRA LLC	\$ 3,531,590	\$ 1,500,000	\$ 3,200,000	REAL
SRJ REAL ESTATE PPTIES	\$ 1,211,660	\$ 787,579	\$ 1,060,000	REAL
STATE BANK OF TEXAS	\$ 4,310,940	\$ 2,802,111	\$ 4,050,000	REAL
STATE BANK OF TEXAS	\$ 80,400	\$ 40,200	\$ 80,400	PERSONAL
STATE BANK OF TEXAS	\$ 1,896,750	\$ 1,232,888	\$ 1,637,100	REAL
STONEBRIDGE IRVING VENTURE	\$ 8,998,770	\$ 5,849,201	\$ 8,189,860	REAL
STONEBRIDGE IRVING VENTURE	\$ 310,140	\$ 155,070	\$ 310,140	REAL
STONEBRIDGE IRVING VENTURE	\$ 10,196,640	\$ 6,627,816	\$ 9,500,000	REAL
SUMMIT HOSPITALITY 082 LLC	\$ 6,545,110	\$ 4,254,322	\$ 5,632,450	REAL
SUMMIT HOSPITALITY 082 LLC	\$ 767,550	\$ 383,775	\$ 767,550	REAL
SUN HOLDINGS INC	\$ 1,203,670	\$ 782,385	\$ 900,000	REAL
SUN HOLDINGS INC	\$ 1,916,180	\$ 1,245,517	\$ 1,500,000	REAL
SUN HOLDINGS INC	\$ 106,440	\$ 3,226	\$ 75,290	PERSONAL
SUN HOLDINGS INC	\$ 174,520	\$ 32,260	\$ 85,330	PERSONAL
SUN HOLDINGS INC	\$ 150,270	\$ 42,420	\$ 106,800	PERSONAL
SUN HOLDINGS INC	\$ 144,100	\$ 43,550	\$ 72,480	PERSONAL
TB THRIVE CRP LP	\$ 8,240,000	\$ 3,600,000	\$ 7,000,000	REAL
TCI 600 LAS COLINAS INC	\$ 61,797,000	\$ 19,398,000	\$ 55,700,000	REAL
TR ATRIUM LP	\$ 11,710,000	\$ 7,611,500	\$ 11,000,000	REAL
TRANSCONTINENTAL TREEHOUSE CORP	\$ 4,830,000	\$ 2,500,000	\$ 3,900,000	REAL
TRIDEN SAN SIMEON LLC	\$ 38,000,000	\$ 34,700,000	\$ 34,700,000	REAL
TRINITY GP LLC	\$ 19,840,000	\$ 6,800,000	\$ 17,900,000	REAL
TRT DEVELOPMENT COMPANY	\$ 800,000	\$ 400,000	\$ 800,000	REAL
TRT DEVELOPMENT COMPANY	\$ 35,696,000	\$ 23,202,400	\$ 33,500,000	REAL
UNIVERA PARTNERS LP	\$ 1,181,040	\$ 767,676	\$ 825,810	REAL
UNIVERA PARTNERS LP	\$ 653,960	\$ 326,980	\$ 653,960	REAL
URBAN STONEHILL	\$ 10,000,000	\$ 6,500,000	\$ 7,500,000	REAL
U S XPRESS LEASING COMPANY	\$ 11,480,620	\$ 3,626,800	\$ 100,000	PERSONAL
VILLAS BEL AIR LLC	\$ 3,039,160	\$ 930,330	\$ 2,700,000	REAL
VR FOXBOROUGH LP	\$ 3,952,000	\$ 2,568,800	\$ 3,952,000	REAL
VR FOXBOROUGH LP	\$ 9,728,000	\$ 6,323,200	\$ 9,728,000	REAL
WATER RIDGE APTS LLC	\$ 24,500,000	\$ 8,000,000	\$ 19,040,000	REAL
WESTDALE TWO CITIES PARTNERS LP	\$ 2,720,090	\$	\$ 2,400,000	REAL
WILDWOOD GROUP INV LTD	\$ 1,469,060	\$ 954,889	\$ 1,150,000	REAL
WIND TREE INVESTMENTS LLC	\$ 11,100,000	\$ 6,175,000	\$ 10,300,000	REAL
WTH PROPERTIES LLC	\$ 5,757,320	\$ 3,742,258	\$ 5,228,910	REAL
WTH PROPERTIES LLC	\$ 6,388,550	\$ 4,152,558	\$ 5,946,090	REAL
307 ROGERS RD	\$ 1,919,680	\$ 950,000	\$ 1,600,000	REAL
3146 NORTHGATE LLC	\$ 7,700,000	\$ 4,030,000	\$ 7,000,000	REAL
3466 N BELTLINE LLC	\$ 12,000,000	\$ 3,703,200	\$ 11,500,000	REAL
3800 BELTLINE RD LP	\$ 6,500,000	\$ 1,952,000	\$ 6,000,000	REAL
4525 TOWNE LAKE LLC	\$ 11,017,000	\$ 5,991,000	\$ 11,017,000	REAL
TOTAL	\$ 1,651,494,080	\$ 782,426,574	\$ 1,465,000,820	



ACTION ITEM – BIDS
4/27/2020

TOPIC: Consider Approval of Item No. 2020-24 Approving the Renewal of Award for Request for Proposal (RFP) # 17-23-883 and RFP # 17-23-883B for the Purchase of Career and Technical Education (CTE) Programs, Services and Instructional Supplies

SUBMITTED BY: Shawn Blessing and Jerome Pilgrim

BACKGROUND: In August of 2017, the Board of Trustees approved the award of both Request for Proposals (RFP) # 17-23-883 and RFP # 17-23-883B for the purchase of CTE Programs, Services and Instructional Supplies. Multiple vendors were awarded in order to supply the various needs of the CTE programs and to promote competitive pricing (Refer to Exhibit A – Awarded Vendors). The awarded vendors have provided satisfactory service and products in accordance with the specifications, pricing and terms of the award. Purchases are made on an as needed basis throughout the year. This is not an exclusive award as the District reserves the right to procure from other cooperative contract vendors when appropriate. This is the third and final of three (3) annual renewal options.

FUNDING SOURCE: Various Local and Federal Funds

COSTS: Estimated \$1,500,000 Annually

ADMINISTRATIVE RECOMMENDATION: The Administration recommends the Board approve the renewal of Award for Request for Proposal (RFP) # 17-23-883 and # 17-23-883B for the Purchase of CTE Programs, Services, and Instructional Supplies for the third and final year.

RECOMMENDED BOARD ACTION: I move the Board Approve the Renewal of RFP # 17-23-883 and # 17-23-883B for the Purchase of CTE Programs, Services, and Instructional Supplies for the third and final year.

Additional Agenda Sheets Attached: Yes No


AGENDA SHEET

Meeting Date:4/27/2020

Topic: Consider Approval of Item No. 2020-24 Approving the Renewal of Award for Request for Proposal (RFP) # 17-23-883 and RFP # 17-23-883B for the Purchase of Career and Technical Education (CTE) Programs, Services, and Instructional Supplies

Item No.	2020-24
Recommended Vendor(s)	Multiple Vendors (Refer to Exhibit A)
Contract Type (e.g. Co-op, RFP)	RFP # 17-23-883 and # 17-23-883B
Contract Term or One Time Purchase	Third and final of three (3) Annual Renewal options
Sole Source Vendor & Documentation	NA
Vendor is at least 51% woman or minority business	<input type="checkbox"/> Yes <input checked="" type="checkbox"/> No

TO THE BEST OF MY KNOWLEDGE, THE RECOMMENDED VENDOR(S) PROVIDES THE BEST VALUE FOR THE DESCRIBED GOODS OR SERVICES. I FURTHER CERTIFY THE ADMINISTRATION HAS COMPLETED WITH THE PROCUREMENT PROCEDURES REQUIRED BY APPLICABLE STATE AND FEDERAL STATUTES AND REGULATIONS, BOARD POLICY CH(LOCAL).



 JEROME PILGRIM
 DIRECTOR OF PURCHASING

Attachments:

- 1: Purchasing Memo from Jerome Pilgrim dated April 6, 2020
- 2: Renewal Memo from Shawn Blessing dated April 3, 2020
3. Exhibit A: List of Awarded Vendors


Independent School District
PURCHASING DEPARTMENT

PURCHASING RENEWAL RECOMMENDATION

Date: April 6, 2020

TO: Board of Trustees,
Magda Hernandez, Superintendent of Schools

FROM: Jerome Pilgrim, Director of Purchasing,
Irving Independent School District


SUBJECT: Recommendation: Approving Renewal of Request for Proposal (RFP) No. 17-23-883 and
No. 17-23-883B for the Purchase of CTE Programs, Services and Instructional Supplies

In May and August of 2017, the Board of Trustees approved the award of Request for Proposals (RFP) No. 17-23-883 and RFP No. 17-23-883B for the purchase of CTE Programs, Services and Instructional Supplies. Multiple vendors were approved.

The vendors awarded are primarily utilized to purchase the variety of Programs, Services and Instructional Supplies used to support the district's Career and Technology Education program. Purchases are made on an as needed basis throughout the year. This is not an exclusive award as the district reserves the right to procure from other cooperative contract vendors when appropriate.

The awarded vendors have provided satisfactory service and products in accordance with the specifications, pricing and terms of the award, therefore, purchasing concur with the recommendation to renew of RFP No. 17-23-883 and No. 17-23-883B for an additional and final year.

TO THE BEST OF MY KNOWLEDGE, THE RECOMMENDED VENDOR PROVIDES THE BEST VALUE FOR THE DESCRIBED SERVICES. I FURTHER CERTIFY THE ADMINISTRATION HAS COMPLETED WITH THE PROCUREMENT PROCEDURES REQUIRED BY APPLICABLE STATE AND FEDERAL STATUTES AND REGULATIONS, BOARD POLICY CH(LOCAL).



JEROME PILGRIM
DIRECTOR OF PURCHASING



To: Jerome Pilgrim, Director of Purchasing
From: Shawn Blessing, Director Career and Technical Education
Date: 4/03/2020

SUBJECT: Renewal Recommendation for RFP #17-23-883 and RFP #17-23-883B for CTE Instructional Services, Supplies, Books, Materials and Software

I would like to recommend that we renew all awarded vendors listed for CTE Instructional Services, Supplies, Books, Materials and Software for RFP 17-23-883 and RPF 17-23-883B.

Furthermore, we estimate utilizing a variety of the vendors to support our diverse curriculum of programs. The awarded vendors have provided satisfactory service and products in accordance with the specifications, pricing and terms of the award.

Lastly, we anticipate expenditures will be up to \$1,500,000 annually. Funds used will be local and federal funds.

EXHIBIT A - Awarded Vendors

RFP #17-23-883	
2M Office Supplies	Kamico Instrutlional Media
Abeceadarian	Kaplan Early Learning
Arbor Scientific	Lab Resources Inc
Archive Suplies Inc	Learning Zone Xpress
Asel Art Supply	Marianna Industries
Attainment Company, Inc	Medco Supply Co
BE Publishing	Midwest Technology
BJP Consulting, LLC	Mometrix Media LLC
C & S Sales	Nasco
Career Safe Online	National Science Teacher Assoc
Carolina Biological Supply	Paxton Patterson LLC
Cengage Learning Inc	Pearson
Certiport	Perfection Learning Corp
CEV Multimedia LTD	Pitsco Education
Discount School Supply	Precision Business Machines
ECS Learning Systems	Reality Works
Edmentum	Redbird Flight Simulations
Educthings, LLC	School Nurse Supply
Explore Learning	School Specialty
Express Booksellers	Teaching Systems Inc
Fast Signs (Irving)	Technical Laboratory Systems
Fisher Scientific Company LLC	The Burmax Company Inc
Flinn Scientific Inc	Trinity Ceramic Supply Inc
Follet School Solutions Inc	Vernier Software & Technology
Goodheart-Willcox Publishers	Virtucom Inc
RFP #17-23-883 B	
3Wire Group Inc	Maxi Aids
ACCO Brands USA LLC	MGM Printing Services
ACP Direct	Minuteman Press
Apogee Components Inc	Mobile Productions Inc
Audio Resource Group Inc	Oneder
B&H Photo - Video Corp	Origo Education Inc
Barnes & Noble	Piraino Consulting
Career Staff Unlimited	Project Lead the Way Inc
Channing Bete Company Inc	Rodney George Co
Conn Education Inc dba Classroom Library Company	Library Video Company dba Safari Montage
Colibri Systems North America Inc	Santillana USA Publishing Co
Digital Resources Inc	School Specialty - Frey Scientific & Delta Educ
EMC Publishing LLC	Sharp Business Systems
hand2mind Inc dba ETA	Stacy's Sensory Solutions
Heath Scientific	Superior Expo Services
IXL Learning Inc	Troxell Communications Inc
Jewell Educational Services	Videotex Systems Inc
Kagan Publishing	Winn Innovations



CONSENT AGENDA ITEM – BIDS
4/27/2020

TOPIC: Consider Approval of Item No. 2020-25 Approving the Renewal of Award for Request for Proposal (RFP) # 18-07-914C for the Purchase of Concrete Patching, Paving and Curbs

SUBMITTED BY: Jim Scrivner and Jerome Pilgrim

BACKGROUND: On May 29, 2018 the Board of Trustees approved the award of Request for Proposal (RFP) # 18-07-914C for the purchase of Concrete Patching, Paving and Curb Services. Multiple vendors were awarded to ensure availability of sufficient vendors to meet the District's various concrete repair needs. The awarded vendors have provided satisfactory service and products in accordance with the specifications, pricing and terms of the award. Purchases are made on an as needed basis throughout the year. This is not an exclusive award as the District reserves the right to procure from other cooperative contract vendors when appropriate. This is the second of three (3) annual renewal options.

FUNDING SOURCE: Various Local Funds

COSTS: Estimated \$150,000.00

ADMINISTRATIVE RECOMMENDATION: The Administration recommends the Board Approve the Renewal of Request for Proposal (RFP) # 18-07-914C for Concrete Patching, Paving and Curbs for the second of three (3) annual renewal options.

RECOMMENDED BOARD ACTION: I move that the Board Approve the renewal of Award for Request for Proposal (RFP) # 18-07-914C for Concrete Patching, Paving and Curbs Services for the second of three (3) annual renewal options.

Additional Agenda Sheets Attached: Yes No


AGENDA SHEET

Meeting Date:4/27/2020

Topic: Consider Approval of Item No. 2020-25 Approving the Renewal of Award for Request for Proposal (RFP) # 18-07-914C for the Purchase of Concrete Patching, Paving and Curbs

Item No.	2020-25
Recommended Vendor(s)	Concord Commercial Services H & H Concrete on Demand Overland Services Reeder Concrete Inc.
Contract Type (e.g. Co-op, RFP)	RFP # 18-07-914C
Contract Term or One Time Purchase	Second of three (3) annual renewal options
Sole Source Vendor & Documentation	N/A
Vendor is at least 51% woman or minority business	<input type="checkbox"/> Yes <input checked="" type="checkbox"/> No

TO THE BEST OF MY KNOWLEDGE, THE RECOMMENDED VENDOR(S) PROVIDES THE BEST VALUE FOR THE DESCRIBED GOODS OR SERVICES. I FURTHER CERTIFY THE ADMINISTRATION HAS COMPLETED WITH THE PROCUREMENT PROCEDURES REQUIRED BY APPLICABLE STATE AND FEDERAL STATUTES AND REGULATIONS, BOARD POLICY CH(LOCAL).


 JEROME PILGRIM
 DIRECTOR OF PURCHASING

Attachments:

- 1: Memo from Todd Lane dated April 14, 2020
- 2: Memo from Jerome Pilgrim dated April 14, 2020



MEMO

DATE: April 14, 2020

TO: Jerome Pilgrim
Director of Purchasing

FROM: Todd Lane
Grounds & Environmental Quality Manager

CC: Jim Scrivner
Division Director of Facilities & School Support Services

RE: Consider Renewal of Award for Request for Proposal RFP # 18-07-914C
for Concrete Patching, Paving, and Curbs

We are requesting the Irving ISD Board of Trustees approve the renewal of the award to Concord Commercial Services Inc., Reeder Concrete Inc., H&H Concrete on Demand, and Overland Services Inc., to provide concrete services to Irving Independent School District.

The awarded vendors have provided satisfactory service and products in accordance with specifications, pricing and terms of award.

Sources of Funding: Special Project Funds/Maintenance Review Funds/ Local Grounds Funds

IRVING
Independent School District
PURCHASING DEPARTMENT

PURCHASING RENEWAL RECOMMENDATION

Date: April 14, 2019

TO: Board of Trustees,
Magda Hernandez, Superintendent of Schools

FROM: Jerome Pilgrim, Director of Purchasing,
Irving Independent School District


SUBJECT: **Recommendation: Approving Renewal of Request for Proposal (RFP) No. 18-07-914C for Concrete Patching, Paving, and Curbs**

On May 29, 2018 the Board of Trustees approved the award of Request for Proposal (RFP) No. 18-07-914C for the purchase of Concrete Patching, Paving and Curbs. Multiple vendors were approved.

The awarded vendors have provided satisfactory service and products in accordance with the specifications, pricing and terms of the award, therefore, Purchasing concur with the recommendation to renew RFP No. 18-07-914C for an additional year.

This is not an exclusive award as the district reserves the right to procure from other cooperative contract vendors when appropriate.

TO THE BEST OF MY KNOWLEDGE, THE RECOMMENDED VENDORS PROVIDE THE BEST VALUE FOR THE DESCRIBED SERVICES. I FURTHER CERTIFY THE ADMINISTRATION HAS COMPLETED WITH THE PROCUREMENT PROCEDURES REQUIRED BY APPLICABLE STATE AND FEDERAL STATUTES AND REGULATIONS, BOARD POLICY CH(LOCAL).



JEROME PILGRIM
DIRECTOR OF PURCHASING



CONSENT AGENDA
4/27/2020

TOPIC: Consider Approval of a Motion to Approve the Position of Director of Taxation (Tax Assessor/Collector) to Prepare the Irving ISD Tax Rate Calculation Worksheets and Any Related Matters

SUBMITTED BY: Gary Micinski

BACKGROUND: This Item is to Approve the Position of Director of Taxation (Tax Assessor/Collector) to Prepare the Irving ISD Tax Rate Calculation Worksheets and Any Related Matters

ADMINISTRATIVE RECOMMENDATION: Administration Recommends Approval of the Motion to Approve the Position of Director of Taxation (Tax Assessor/Collector) to Prepare the Irving ISD Tax Rate Calculation Worksheets and Any Related Matters

RECOMMENDED BOARD MOTION: I recommend the Board of Trustees Approve the Irving ISD Director of Taxation (Tax Assessor/Collector) to Prepare the Irving ISD Tax Rate Calculation Worksheets and Any Related Matters.



CONSENT AGENDA ITEM
4/27/2020

TOPIC: Consider Acceptance of Gifts and Donations to the District

SUBMITTED BY: Gary Micinski, Chief Financial Officer

BACKGROUND: Donations received during the month of March 2020

ADMINISTRATIVE RECOMMENDATION: Administration recommends acceptance of gifts and donations to the district

RECOMMENDED BOARD MOTION: (To be used only if item is pulled from the Consent Agenda for a separate vote)

Attachments:

1. 2019-2020 Year-to-Date Donation Totals
2. March 2020 Donations

DONATIONS & GIFTS
Beginning September 2019 - Ending August 2020

	2019-2020	2019-2020		2018-2019	2018-2019
Month	Monthly Total	YTD Total		Monthly Total	YTD Total
September	\$4,483.00	\$4,483.00		\$2,598.40	\$2,598.40
October	\$54,407.04	\$58,890.04		\$2,183.72	\$4,782.12
November	\$550.00	\$59,440.04		\$1,400.00	\$6,182.12
December	\$4,915.55	\$64,355.59		\$4,231.67	\$10,413.79
January	\$2,064.50	\$66,420.09		\$26,720.59	\$37,134.38
February	\$3,281.60	\$69,701.69		\$3,390.00	\$40,524.38
March	\$1,397.41	\$71,099.10		\$4,481.03	\$45,005.41
April				\$5,542.43	\$50,547.84
May				\$10,558.00	\$61,105.84
June				\$1,646.26	\$62,752.10
July				\$600.00	\$63,352.10
August				\$10,236.05	\$73,588.15

MARCH 2020 DONATIONS
(Period March 1, 2020 thru March 31, 2020)

<u>SCHOOL / DEPT.</u>	<u>DESCRIPTION</u>	<u>AMOUNT</u>
<u>ADMINISTRATION DEPARTMENTS</u>		
Guidance & Counseling	Monetary Donation from Big Brothers Big Sisters Lone Star to Reimburse Irving HS Avis Bus Field Trip Costs	\$270.93
<u>ELEMENTARY SCHOOLS</u>		
Stipes Elem.	Monetary Donation from Stipes PTA to Purchase Books for Pre-K Students for the Library	\$1,126.48
	TOTAL DONATIONS	\$1,397.41



CONSENT AGENDA ITEM
4/27/2020

TOPIC:

Consider Approval of 2020-2021 School Board Meetings Schedule

SUBMITTED BY: Magda Hernandez, Superintendent

BACKGROUND:

Board Policy BE (LOCAL) requires the Board of Trustees to consider board meeting dates each school term. The attached proposed meeting schedule includes the dates of the work sessions and regular meetings during the 2020-2021 school year.

ADMINISTRATIVE RECOMMENDATION:

The administration recommends Board approval of the meeting schedule as submitted.

RECOMMENDED BOARD MOTION:

I move the Board approve the meeting schedule as submitted by the administration.

Additional Agenda Sheets Attached: Yes No

Attachments:

- Proposed 2020-2021 Board of Trustees Meetings Schedule

AGENDA SHEET

Meeting Date:4/27/2020

Topic: Consider Approval of 2020-2021 School Board Meetings Schedule

BOARD OF TRUSTEES MEETING CALENDAR

2020-2021 School Year

IISD BOARD ROOM
2621 West Airport Freeway
Irving, Texas 75062

Work Session

July 20, 2020
August 18***
September 21
October 19
November 9
December 7
January 11, 2021
February 16***
March 23***
April 19
May 17
June 21

Board Meeting

July 27, 2020
August 24
September 28
October 26
November 16
December 14
January 19, 2021***
February 22
March 29
April 27***
May 24
June 28

***These meeting dates are scheduled on a Tuesday.



ACTION ITEM
April 27, 2020

TOPIC: Consider approval of Resolution No. 19-20-08 Ordering an Election of the qualified voters of the Irving Independent School District on November 3, 2020, for the purpose of electing two trustees to the Board for said District

SUBMITTED BY: David Bunger, District General Counsel

BACKGROUND: On December 16, 2019 the Irving Independent School District Board of Trustees adopted approved Resolution 19-20-02 which ordered an election of qualified voters of the Irving Independent School District to be held on May 2, 2020 for the election of two Board Trustees.

On March 18, 2020 the Secretary of State of the State of Texas issued an advisory that pursuant to Section 418.016 of the Texas Government Code, the Governor has issued a proclamation suspending certain provisions of the Texas Election Code thus allowing all political subdivisions utilizing the May 2, 2020 uniform election date to postpone their election to the November 3, 2020 uniform election date.

On March 19, 2020 the Dallas County Elections office announced that due to the COVID 19 pandemic and the resulting declarations of states of emergency by State and Federal authorities Dallas County Elections office will not be able to contract with any political subdivisions for the administration of the May 2, 2020 election.

On April 1, 2020 the Irving Independent School District Board of Trustees adopted Resolution 19-20-07 repealing Board Resolution 19-20-02 ordering an election on May 2 for the election of two Board Trustees. Repealing of Board Resolution 19-20-02 canceled the May 2020 election.

Due to the cancellation of the May 2, 2020 election and requirements under the Texas Elections Code, the election as stated above must take place during the uniform election on November 3, 2020.

ADMINISTRATIVE RECOMMENDATION: The Administration recommends the approval of Resolution No. 19-20-08 ordering an election of the qualified voters of the Irving Independent School District on November 3, 2020, for the purpose of electing two trustees to the Board of said district.

RECOMMENDED BOARD MOTION: I move the Board approve Resolution No. 19- 20-08 repealing ordering an election of the qualified voters of the Irving Independent School District on November 3, 2020, for the purpose of electing two trustees to the Board of said district.

Additional Agenda Sheets Attached: Yes No

Attachments:

Resolution No. 19-20-08 English Version
Resolution No. 19-20-08 Spanish Version

RESOLUTION NO. 19-20-08

A RESOLUTION NO. 19-20-08 OF THE BOARD OF TRUSTEES OF THE IRVING INDEPENDENT SCHOOL DISTRICT, ORDERING AN ELECTION OF THE QUALIFIED VOTERS OF THE IRVING INDEPENDENT SCHOOL DISTRICT ON NOVEMBER 3, 2020 FOR THE PURPOSE OF ELECTING TWO TRUSTEES TO POSITIONS FOR SINGLE MEMBER DISTRICT 1 AND SINGLE MEMBER DISTRICT 2 AND AUTHORIZING OTHER MATTERS RELATED TO THE SUBJECT.

On this the 27th day of April, 2020, the Board of Trustees of the Irving Independent School District convened in regular session with sufficient members present to constitute a quorum, and among other proceedings had by said Board of Trustees were the following:

WHEREAS, it is hereby officially found and determined that said meeting was open to the public, and public notice of the time, place, and purpose of said meeting was given, as required by Texas Government Code §551.002; and

WHEREAS, the Board of Trustees of the Irving Independent School District on December 16, 2019 adopted resolution No. 19-20-02 ordering an election of qualified voters of Irving Independent School District for the purpose of electing two trustees to be held on May 2, 2020 ; and

WHEREAS, on March 18, 2020 the Secretary of State of Texas issued an advisory indicating that pursuant to Section 418.016 of the Texas Government Code, the Governor has issued a proclamation suspending certain provisions of the Texas Election Code that would allow all political subdivisions utilizing the May 2, 2020 uniform election date to postpone their election to the November 3, 2020 uniform election date ; and

WHEREAS, on March 19, 2020 the Dallas County Elections officer Toni Pippins-Poole announced that due to the COVID 19 pandemic, health crisis and declarations of a state of emergency by the State and Federal authorities Dallas County Elections will not be able to contract with political subdivisions for administration of the May 2nd election ; and

WHEREAS, the Irving Independent School District contracts with the Dallas County Elections Department to conduct elections for the purpose of the election of School Board Trustees; and

WHEREAS, Dallas County Elections Department will not provide administration of any elections on May 2, 2020; and

WHEREAS, the Board of trustees of the Irving Independent School District on April 1, 2020 adopted Resolution 19-20-07 repealing Resolution No. 12-20-02 therefore canceling the May 2, 2020 election of qualified voters of the Irving Independent School District; and

WHEREAS, a school board member representing Single Member District 1 is to be elected in 2020 to serve a term of three (3) years, or until his/her successor has been duly elected and qualified, pursuant to the provisions of the Texas Education Code and the Texas Election Code; and

WHEREAS, a school board member representing Single Member District 2 is to be elected in 2020 to serve a term of three (3) years, or until a successor has been duly elected and qualified, pursuant to the provisions of the Texas Education Code and the Texas Election Code; and

WHEREAS, this Board of Trustees finds that due to the May 2, 2020 election being canceled and under the Texas Election Code and the Texas Government code the current single member district 1 and Single Member District 2 positions remain held by the current Trustees until such time as the November election results are announced; and

WHEREAS, the term for each of the Single Member District Trustees is for a term of three (3) years, this Board finds that under the Texas Election Code and the Texas Government Code that the election held in November will have no effect on the date of the next election for the Single Member District 1 and Single Member District 2 as that election will be held in May of the election year; and

WHEREAS, this Board of Trustees hereby finds that a general election should be held to elect individuals to the Board of Trustees in the positions for Single Member District 1 and Single Member District 2 on November 3, 2020, which is a uniform election date pursuant to the Texas Election Code Section 41.001.

WHEREAS, this Board of Trustees hereby find that under the Texas Election Code and the Texas Government Code the candidates that were qualified for the May 2, 2020 election will be the candidates for the November 3, 2020 election as the deadlines for application for a place on the ballot for election is not reopened; and

WHEREAS, this Board of Trustees hereby find that under the Texas Election Code and the Texas Government Code all deadlines and dates for this election will be on the basis of the November 3, 2020 election deadlines and dates as indicated by the Secretary of the State of Texas and can be found at the Secretary of State's website <https://www.sos.state.tx.us/elections/>.

REMAINDER OF PAGE INTENTIONALLY LEFT BLANK

THEREFORE, BE IT RESOLVED AND ORDERED BY THE BOARD OF TRUSTEES OF THE IRVING INDEPENDENT SCHOOL DISTRICT THAT:

Section 1: The above recitals be, and are hereby, found and determined to be true and correct and are incorporated into the body of this Resolution as if copied verbatim.

Section 2: A general election shall be held in said District on the first Tuesday in November 2020, the same being the 3rd day of November 2020, for the purpose of electing two (2) members to the Board of Trustees. One member shall be elected to District 1 to serve a three (3) year term, or until a successor has been duly elected and qualified. One member shall be elected to District 2 to serve a three (3) year term, or until a successor has been duly elected and qualified.

Section 3: The member to be elected from Single Member District 1 shall be elected by the qualified voters of Single Member District 1. The member to be elected from Single Member District 2 shall be elected by the qualified voters of Single Member District 2.

Section 4: On the first Tuesday in November 2020, being the 3rd day of November, 2020, the election shall be held from 7 o'clock a.m. to 7 o'clock p.m. Any candidate receiving a plurality of all the votes cast for the office for which he/she is a candidate shall be elected to such office. In the event of a tie, the tie shall be broken in accordance with the applicable provisions of the Texas Election Code governing election by plurality vote.

Section 5: The official ballots for said election shall be prepared in accordance with the Texas Election Code so as to permit the electors to vote for the candidate of their choice with the ballots to contain such provisions, markings and language as required by law.

Section 6: The general election shall be held at those polling places located in the Irving Independent School District as determined and identified and listed by the Dallas County Elections Department. All resident, qualified voters of the District shall be permitted to vote at said election. The Board finds, determines, and declares those designated early polling locations outside the boundaries of the school district can adequately and conveniently serve the affected voters of this District and will facilitate the orderly conduct of this election.

Section 7: The Board of Trustees shall identify at a future meeting the Election Day polling locations for this election. Each polling site will be located within the Irving Independent School District, and will serve as the precinct and polling place for those voters in the Dallas County election precinct(s) which are assigned to that polling place listed for the November 3, 2020 Irving Independent School District Board member election and any run off, if necessary.

Section 8: Toni Pippins-Poole is hereby appointed the Clerk for early voting. The mailing address of Ms. Pippins-Poole is Dallas County Elections Department 1520 Round Table Drive, Dallas TX 75247. The email address of the Early Voting Clerk to receive applications for a ballot by mail is evapplications@dallascounty.org. Early voting for said election shall be held

at those polling places that are identified and listed by the Dallas County Elections Department. Early voting by personal appearance for this election shall be conducted on the following dates:

October 19, 2020 thru October 30, 2020.

The polling locations have not been identified as of yet, and an amendment to this Resolution with these locations specified therein will be submitted at a later date.

Section 9: The Secretary of the Board of Trustees shall give notice of this general election by causing a substantial copy of this Order to be published in both English and Spanish, which shall serve as appropriate notice of this election, in a newspaper of general circulation in the district not earlier than the thirtieth (30th) day or later than the tenth (10th) day prior to the date of the election, setting forth the date of the election, the polling place or places, and any other matters deemed necessary by law or advisable, and by posting said notice in English and Spanish at the School District's Administration building not later than the twenty-first (21st) day before the election, which notice shall remain posted continuously through election day at the location used for the posting of notices of meetings of the Board of Trustees of the District.

Section 10: Immediately after said general election has been held, the officers holding the same, shall present returns of the result thereof to the President of the Board of Trustees of said District in the manner and form provided and required by the law of the State of Texas.

Section 11: This general election shall be conducted, in all respects, in accordance with the Texas Election Code, and as may be required by law, all election materials and proceedings shall be printed in both English and Spanish.

IT IS SO RESOLVED.


APPROVED AND ENACTED by the Board of Trustees of the Irving Independent School District, Irving, Texas on the 27th day of April, 2020.

A.D. Jenkins, President
Board of Trustees
Irving Independent School District

ATTEST:

Randy Randle, Secretary
Board of Trustees
Irving Independent School District

APPROVED AS TO FORM ONLY:



David T. Bunger
General Counsel
Irving Independent School District

RESOLUCIÓN NO 19-20-08

UNA RESOLUCIÓN No 19-20-08 DE LA JUNTA DE REPRESENTANTES DEL DISTRITO ESCOLAR INDEPENDIENTE DE IRVING, ORDENANDO UNA ELECCIÓN DE LOS VOTANTES CALIFICADOS DEL DISTRITO ESCOLAR INDEPENDIENTE DE IRVING EL 3 DE NOVIEMBRE DE 2020 CON EL FIN DE ELEGIR DOS REPRESENTANTES PARA PUESTOS PARA EL DISTRITO DE UN SOLO MIEMBRO.

A este respecto, el 27 de abril del 2020, la Junta de Representantes del Distrito Escolar Independiente de Irving convocada en sesión ordinaria con miembros suficientes presentes para constituir un quórum, y entre otros procesos determinados por dicha Junta de Representantes se consideran los siguientes:

CONSIDERANDO QUE, por la presente se encuentra oficialmente y se determina que dicha reunión fue abierta al público, y se dio aviso público de la hora, lugar y propósito de dicha reunión, según lo requerido por el Código del Gobierno de Texas §551.002; y

CONSIDERANDO QUE, la Junta de Representantes del Distrito Escolar Independiente de Irving el 16 de diciembre de 2019 adoptó la resolución No. 19-20-02 ordenando una elección de votantes calificados del Distrito Escolar Independiente de Irving con el propósito de elegir a dos representantes que se llevara a cabo el 2 de mayo del 2020; y

CONSIDERANDO que, el 18 de marzo de 2020, el Secretario de Estado de Texas emitió un aviso que indicaba que de conformidad con la Sección 418.016 del Código del Gobierno de Texas, el Gobernador ha emitido una proclamación suspendiendo ciertas disposiciones del Código Electoral de Texas que permitiría a todas las subdivisiones políticas que utilizan la fecha de elección uniforme del 2 de mayo del 2020 posponer su elección para el 3 de noviembre, fecha uniforme de elección del 2020; y

CONSIDERANDO que el 19 de marzo del 2020 la oficial de elecciones del condado de Dallas, Toni Pippins-Poole, anunció que debido a la pandemia del COVID-19, la crisis de salud y las declaraciones de estado de emergencia por parte de las autoridades estatales y federales, Elecciones del Condado de Dallas no podrán contratar con subdivisiones políticas para la administración de las elecciones del 2 de mayo; y

CONSIDERANDO que el Distrito Escolar Independiente de Irving contrata con el Departamento de Elecciones del Condado de Dallas para efectuar elecciones con el propósito de la elección de los representantes de la Junta Directiva Escolar; y

CONSIDERANDO que el Departamento de Elecciones del Condado de Dallas no proporcionará la administración de ninguna elección el 2 de mayo del 2020; y

April 27, 2020

Resolution No. 19-20-08

CONSIDERANDO que, la Junta de Representantes del Distrito Escolar Independiente de Irving adoptó la Resolución 19-20-07 el 1º de abril del 2020 por la que se deroga la Resolución No 12-20-02, por lo que se cancela la elección del 2 de mayo del 2020 de votantes calificados del Distrito Escolar Independiente de Irving; y

CONSIDERANDO que un miembro de la junta directiva escolar que represente al Distrito 1 como Miembro Único será elegido en el 2020 para servir un mandato de tres (3) años, o hasta que su sucesor haya sido debidamente elegido y calificado, de conformidad con las disposiciones del Código de Educación de Texas y el Código Electoral de Texas; y

CONSIDERANDO que un miembro de la junta directiva escolar que represente al Distrito 2 como Miembro Único será elegido en el 2020 para servir un mandato de tres (3) años, o hasta que su sucesor haya sido debidamente elegido y calificado, de conformidad con las disposiciones del Código de Educación de Texas y el Código Electoral de Texas; y

CONSIDERANDO QUE, esta Junta de Representantes encuentra que debido a que las elecciones del 2 de mayo del 2020 fueron canceladas y bajo el Código Electoral de Texas y el Gobierno de Texas codifican los actuales puestos del Miembro Único del Distrito 1 y del Miembro Único del Distrito 2 siguen en posesión de los representantes actuales hasta el momento en que se anuncien los resultados de las elecciones de noviembre; y

CONSIDERANDO que el término para cada uno de los representantes como Miembro Único del Distrito es por un período de tres (3) años, esta Junta determina que bajo el Código Electoral de Texas y el Código del Gobierno de Texas, la elección celebrada en noviembre no tendrá ningún efecto en la fecha de la próxima elección para el Miembro Único del Distrito 1 y del Miembro Único del Distrito 2, ya que esa elección se llevará a cabo en mayo del año electoral; y

CONSIDERANDO que, esta Junta de Representantes por el presente encuentra que se debe celebrar una elección general para elegir a las personas de la Junta de Representantes en los puestos para el Miembro Único del Distrito 1 y Miembro Único del Distrito 2 el 3 de noviembre del 2020, que es una fecha de elección uniforme de conformidad con la Sección 41.001 del Código Electoral de Texas.

CONSIDERANDO QUE esta Junta de Representantes por el presente encuentran que bajo el Código Electoral de Texas y el Código del Gobierno de Texas los candidatos que fueron calificados para las elecciones del 2 de mayo del 2020 serán los candidatos para las elecciones del 3 de noviembre del 2020, ya que los plazos para solicitar un lugar en la boleta electoral no se reabrirán; y

CONSIDERANDO que, esta Junta de Representantes por el presente encuentran que bajo el Código Electoral de Texas y el Código del Gobierno de Texas todos los plazos y fechas para esta elección serán sobre la base de los plazos y fechas de las elecciones del 3 de noviembre del 2020 según lo indicado por el Secretario del Estado de Texas y se pueden encontrar en el sitio web del Secretario de Estado <https://www.sos.state.tx.us/elections/>.

RESTO DE LA PÁGINA INTENCIONALMENTE EN BLANCO

POR LO TANTO, QUEDA RESUELTO Y ORDENADO POR LA JUNTA DE REPRESENTANTES DEL DISTRITO ESCOLAR INDEPENDIENTE DE IRVING QUE:

Sección 1: Los fundamentos anteriores se encuentran y se determinan por el presente como verdaderos y correctos y se incorporan al cuerpo de la presente Resolución como si se copiaran textualmente.

Sección 2: Las elecciones generales se llevarán a cabo en dicho Distrito el primer martes de noviembre del 2020, siendo el mismo el 3^{er} día de noviembre del 2020, con el propósito de elegir a dos (2) miembros de la Junta de Representantes. Un miembro será elegido para el Distrito 1 para servir un mandato de tres (3) años, o hasta que un sucesor haya sido debidamente elegido y calificado. Un miembro será elegido para el Distrito 2 para servir un mandato de tres (3) años, o hasta que un sucesor haya sido debidamente elegido y calificado.

Sección 3: El miembro que será elegido Miembro Único del Distrito 1 será designado por los votantes calificados del Miembro Único del Distrito 1. El miembro que será elegido del Miembro Único del Distrito 2 será elegido por los votantes calificados del Miembro Único del Distrito 2.

Sección 4: El primer martes de noviembre de 2020, siendo el 3^{er} día de noviembre del 2020, la elección se llevará a cabo de las 7 a.m en punto a las 7 p.m. Cualquier candidato que reciba una pluralidad de todos los votos emitidos para el cargo para el cual sea candidato será elegido para dicho cargo. En caso de empate, el empate se romperá de acuerdo con las disposiciones aplicables del Código Electoral de Texas que rigen las elecciones por voto plural.

Sección 5: Las boletas oficiales para dicha elección se prepararán de acuerdo con el Código Electoral de Texas a fin de permitir que los electores voten por el candidato de su elección con las boletas para contener tales disposiciones, marcas y lenguaje según lo requiera la ley .

Sección 6: La elección general se llevará a cabo en los lugares de votación ubicados en el Distrito Escolar Independiente de Irving según lo determine, identifique y aparezca en el Departamento de Elecciones del Condado de Dallas. A todos los electores residentes y calificados del Distrito se les permitirá votar en dicha elección. La Junta encuentra, determina y declara que aquellos lugares de votación temprana designados fuera de los límites del distrito escolar pueden servir de manera adecuada y conveniente a los votantes afectados de este Distrito y facilitará el desarrollo ordenado de esta elección.

Sección 7: La Junta de Representantes identificará en una futura reunión los lugares de votación del día de las elecciones para esta elección. Cada sitio de votación estará ubicado dentro del Distrito Escolar Independiente de Irving, y servirá como el distrito y lugar de votación para aquellos votantes en los distritos electorales del Condado de Dallas que se asignan a ese lugar de votación listado para la elección de miembro de la Junta del Distrito Escolar Independiente de Irving del 3 de noviembre del 2020 y cualquier desempate, si fuera necesario.

Sección 8: Toni Pippins-Poole es nombrada Secretaria para la votación temprana. La dirección postal de la Sra. Pippins-Poole es el Departamento de Elecciones del Condado de Dallas 1520 Round Table Drive, Dallas TX 75247. La dirección de correo electrónico de la Secretaria de Votación Temprana para recibir solicitudes de boleta por correo es evapplications@dallascounty.org. El voto temprano para dicha elección se llevará a cabo en aquellos lugares de votación que son identificados y listados por el Departamento de Elecciones del Condado de Dallas. La votación anticipada por comparecencia personal para esta elección se llevará a cabo en las siguientes fechas:

19 de octubre del 2020 al 30 de octubre de 2020.

Los lugares de votación aún no han sido identificados, y una enmienda a esta Resolución con estas ubicaciones especificadas en ella se presentará en una fecha posterior.

Sección 9: El Secretario de la Junta Directiva notificará esta elección general haciendo que se publique una copia sustancial de esta Orden tanto en inglés como en español, que servirá como notificación apropiada de dicha elección, en un periódico de circulación general en el distrito no antes del trigésimo (30º) día o posterior al décimo (10º) día anterior a la fecha de la elección, estableciendo la fecha de la elección, el lugar o los lugares de votación, y cualquier otro asunto que la ley considere necesario o recomendable, y mediante la publicación de dicho aviso en inglés y español en el edificio de la Administración del Distrito Escolar a más tardar el vigésimo primer (21º) día antes de la elección, cuyo aviso permanecerá publicado continuamente hasta el día de la elección en el lugar utilizado para la publicación de avisos de reuniones de la Junta de Representantes del Distrito.

Sección 10: Inmediatamente después de que se hayan celebrado dichas elecciones generales, los oficiales que lleven a cabo la misma, presentarán devoluciones del resultado de esta al Presidente de la Junta de Representantes de dicho Distrito en la forma y modalidad proporcionados y requeridos por la ley del Estado de Texas.

Sección 11: Esta elección general se llevará a cabo, en todos los aspectos, de conformidad con el Código Electoral de Texas, y según lo exija la ley, todos los materiales y procedimientos electorales se imprimirán en inglés y español.

QUEDA ASÍ RESUELTO.


APROBADO Y PROMULGADO por la Junta de Representantes del Distrito Escolar Independiente de Irving. Irving, Texas el 27 de abril del 2020.

A.D. Jenkins, Presidente
Junta de Representantes
Distrito Escolar Independiente de Irving

ATESTIGUADO POR:

Randy Randle, Secretario
Junta de Representantes
Distrito Escolar Independiente de Irving

**APROBADO COMO FORMA
SOLAMENTE:**



David T. Bunge
Consejero Legal General
Distrito Escolar Independiente de Irving



ACTION ITEM
4/27/2020

TOPIC: Consider Approval of First Reading of Proposed Revisions to the Local Policies as Applicable Per TASB Updates 114:

SUBMITTED BY: David T. Bunger, District General Counsel

BACKGROUND: The proposed revisions to the below referenced policies are submitted for Board approval of First Reading. Members of the Superintendent's cabinet have reviewed the policies applicable to their departments and discussed the policies with their staff, prior to submission for First Reading. On April 27, 2020, the Board's Policy Committee reviewed the proposed revisions/amendments to the below identified policies at the request of the Administration. Any revisions noted by the Policy Committee have been incorporated into the proposed documents.

- DEC (LOCAL) Compensation and Benefits – Leave and Absences
- CDA (LOCAL) – Other Revenues – Investments
- FDE (LOCAL) Admissions – School Safety Transfer
- DEA (LOCAL) Compensation and Benefits – Compensation Plan

ADMINISTRATIVE RECOMMENDATION: The Policy Committee recommends the Board approve the First Reading of the proposed revisions of the above identified policies pursuant to Administration request and place these policies for a First reading and possible adoption at the next board meeting.

RECOMMENDED BOARD MOTION: I move the Board approve the First Reading of the following policies attached hereto as Exhibit A:

Additional Agenda Sheets Attached: Yes No

Attachment: Documents containing all applicable policies are attached.

AGENDA SHEET

Meeting Date:4/27/2020

Topic: Consider Approval of First Reading of Proposed Revisions of the Following Policies pursuant to Administration request.

- DEC (LOCAL) Compensation and Benefits – Leave and Absences
- CDA (LOCAL) – Other Revenues – Investments
- FDE (LOCAL) Admissions – School Safety Transfer
- DEA (LOCAL) Compensation and Benefits – Compensation Plan



ACTION ITEM
4/27/2020

TOPIC: Consider Approval of Second Reading of Proposed Revisions to the Local Policies as Applicable Per TASB Updates 114:

SUBMITTED BY: David T. Bunger, District General Counsel

BACKGROUND: The proposed revisions to the below referenced policies are submitted for Board approval of Second Reading. Members of the Superintendent's cabinet have reviewed the policies applicable to their departments and discussed the policies with their staff, prior to submission for Second Reading. On April 27, 2020, the Board's Policy Committee reviewed the proposed revisions/amendments to the below identified policies at the request of the Administration. Any revisions noted by the Policy Committee have been incorporated into the proposed documents.

- CQ (LOCAL) Technology Resources
- CQB (LOCAL) Technology Resources – Cybersecurity
- EHBB (LOCAL) Special Programs- Gifted and Talented Students
- CKC (LOCAL) Safety Program/Risk Management – Emergency Plan
- CKE (LOCAL) Safety Program/Risk Management – Security Personnel
- FFAA (LOCAL) Wellness and Health Services – Physical Examinations
- FFB (LOCAL) Student Welfare – Crisis Intervention
- FFBA (LOCAL) Crisis Intervention – Trauma-informed Care
- FL (LOCAL) Student Records
- GKA (LOCAL) Community Relations – Conduct on School Premises
- DNA (LOCAL) Performance Appraisal – Evaluation of Teachers
- DMA (LOCAL) Professional Development

ADMINISTRATIVE RECOMMENDATION: The Policy Committee recommends the Board approve the Second Reading of the proposed revisions of the above identified policies pursuant to Administration request and place these policies for a Second reading and possible adoption at the next board meeting.

RECOMMENDED BOARD MOTION: I move the Board approve the Second Reading of the following policies attached hereto as Exhibit A:

Additional Agenda Sheets Attached: Yes No



Attachment: Documents containing all applicable policies are attached.

AGENDA SHEET

Meeting Date:4/27/2020

Topic: Consider Approval of Second Reading of Proposed Revisions of the Following Policies pursuant to Administration request.

- CQ (LOCAL) Technology Resources
- CQB (LOCAL) Technology Resources – Cybersecurity
- EHBB (LOCAL) Special Programs- Gifted and Talented Students
- CKC (LOCAL) Safety Program/Risk Management – Emergency Plan
- CKE (LOCAL) Safety Program/Risk Management – Security Personnel
- FFAA (LOCAL) Wellness and Health Services – Physical Examinations
- FFB (LOCAL) Student Welfare – Crisis Intervention
- FFBA (LOCAL) Crisis Intervention – Trauma-informed Care
- FL (LOCAL) Student Records
- GKA (LOCAL) Community Relations – Conduct on School Premises
- DNA (LOCAL) Performance Appraisal – Evaluation of Teachers
- DMA (LOCAL) Professional Development



ACTION ITEM
4/27/2020

TITLE: Consider Approval of the Renewal of Probationary and Term Contracts of Employment of Administrative Professional, Certified and Non-Certified Employees as listed on Exhibit F.

SUBMITTED BY: Dr. Jeannine Porter, Chief of Employee Services

BACKGROUND: Probationary and Term Contracts of Employment of Administrative Professional, Certified and Non-Certified employees are presented for Board review and approval annually. For the contract period of 2020-2021, Administration recommends the issuance for a contract term of 1 year.

ADMINISTRATIVE RECOMMENDATION: The Superintendent recommends the approval of the renewal of Probationary and Term Contracts of Employment of Administrative Professional, Certified and Non-Certified for the employees as listed on Exhibit F.

RECOMMENDED BOARD MOTION: I move the Board approve the Renewal of Probationary and Term Contracts of Employment of Administrative Professional, Certified and Non-Certified Employees as Listed on Exhibit F.

Additional Agenda Sheets Attached: Yes No

Exhibit "E" will be provided under separate cover.

AGENDA SHEET

Meeting Date: 4/27/2020

Title: Consider Approval of the Renewal of Probationary and Term Contracts of Employment of Administrative Professional, Certified and Non-Certified Employees as listed on Exhibit F



ACTION ITEM
4/27/2020

TITLE: Consider Approval of the Renewal of Probationary and Term Contracts of Employment for the Employees Recommended by the Superintendent of Schools as listed on Exhibit G

SUBMITTED BY: Dr. Jeannine Porter, Chief of Employee Services

BACKGROUND: Chapter 21 Term and Probationary Contract Recommendations are presented for Board review and approval annually. For the contract period of 2020-2021, Administration recommends the issuance for a contract term of 1 year.

ADMINISTRATIVE RECOMMENDATION: The Superintendent recommends the approval of the renewal of Probationary and Term Contracts of Employment for the Employees Recommended by the Superintendent of Schools as listed on Exhibit G.

RECOMMENDED BOARD MOTION: I move the Board approve the Renewal of Probationary and Term Contracts of Employment for the Employees Recommended by the Superintendent of Schools as Listed on Exhibit G.

Additional Agenda Sheets Attached: Yes No

Exhibit "F" will be provided under separate cover.

AGENDA SHEET

Meeting Date: 4/27/2020

Title: Renewal of Probationary and Term Contracts of Employment for the Employees Recommended by the Superintendent of Schools

APRIL 2020 REPORT FROM DIVISION OF BUSINESS SERVICES

TAX OFFICE

Total Tax Collections for March 2020 are \$1,292,016

	<u>MARCH 2020</u>	<u>YEAR TO DATE</u>
Current Year	\$ 1,153,173	\$ 180,528,619
Delinquent	12,754	431,171
Penalty & Interest	125,958	827,588
Other	131	1,101
Total	<u>\$ 1,292,016</u>	<u>\$ 181,788,479</u>

BUSINESS OFFICE

Payroll for March 2020 was paid as follows:

	<u>GROSS PAY</u>	<u>BENEFITS</u>	<u>TOTAL</u>
Local Maintenance	\$ 17,960,645	\$ 3,391,660	\$ 21,352,305
Special Revenue	2,068,138	399,574	2,467,712
Total	<u>\$ 20,028,783</u>	<u>\$ 3,791,234</u>	<u>\$ 23,820,017</u>

INVESTMENT EARNINGS REPORT

	<u>FEBRUARY 2020</u>	<u>YEAR TO DATE</u>
Local Maintenance	276,073	\$ 1,344,291
Federal Programs	27,500	207,522
Interest & Sinking	29,926	173,118
Capital Projects		0
Internal Service	2,922	20,221
Total All Funds	<u>\$ 336,420</u>	<u>\$ 1,745,151</u>

MEMO

TO: Gary Micinski, CFO
FROM: Cher Elzy, Director Tax Operations
SUBJECT: Monthly Tax Report
DATE: April 27, 2020

Attached for your consideration is the collection activity for the month of March 2020.

Our monthly collections for March, reflect \$12,754 in delinquent collections and \$1,153,173 in current collections and \$125,958 in penalty and interest. Adjustments made \$(1,933,442) in changes to delinquent tax years and \$1,276,551 in changes made to current year. Our current year (2019) reflects a beginning roll of \$184,743,193. Total ending receivable balance for all years is \$11,011,991 the month of March 2020.

**IRVING INDEPENDENT SCHOOL DISTRICT
MARCH 2020
TAX COLLECTION REPORT**

ISD:

	M-T-D FY 2018-2019	M-T-D FY 2019-2020	Y-T-D FY 2018-2019	Y-T-D FY 2019-2020
Current Year	1,714,905.81	1,153,173.00	178,419,553.06	180,528,618.90
Delinquent	(32,193.41)	12,754.04	384,755.73	431,171.06
Penalty & Interest	177,219.73	125,958.41	1,037,994.05	827,588.90
Other	193.13	130.99	1,039.65	1,100.89
Sub-Total	1,860,125.26	1,292,016.44	179,843,342.49	181,788,479.75

Revenue year-to-date
compared to prior fiscal year 1,945,137.26

OTHER COLLECTIONS:

Research Fees	0.00	699.00
Attorney Fees	22,318.64	264,006.10
Court Costs	0.00	0.00
Rendition Penalty	279.84	9,758.45

REFUNDS:

	(392,724.79)	493,903.22
Total Collections	921,890.13	182,556,846.52

ACTIVITY SUMMARY:

	FY 2018-2019	FY 2019-2020
Collection Percentage Current Year Compared to Prior Year	96.97%	97.05%

RECEIVABLES YEAR-TO-DATE SUMMARY

	Current Year	Prior Years	Total Tax Receivables
Beginning Balance	184,743,193.37	7,885,478.81	192,628,672.18
Adjustments	1,276,550.56	(1,933,442.14)	(656,891.58)
Levy Paid	180,528,618.90	431,171.06	180,959,789.96
Ending Balance	5,491,125.03	5,520,865.61	11,011,990.64

I hereby certify the above report of tax collections to be true and accurate accounting of the revenues collected for as of the above report date according to and to the extent of the records of my office.

Cheryln Elzy
Cheryln Elzy, Tax Assessor/Collector RTA

Signed and sworn before me this 16th day of April, 2020

Helen Wilshire
Notary Public, State of Texas



REPORT FROM DIVISION OF SUPPORT SERVICES

Facilities and Operations Department

A total of 1277 work orders have been completed from March 1, 2020 through March 31, 2020. This includes 1152 corrective work orders and 125 preventive work orders.

Document Services & Assets Management

Public Information– In March, 18 requests were opened (10 are still being processed and 8 were completed). A total of 151 requests (139 completed and 12 open) have been made in SY 2019-2020.

Student Records– 166 student records requests were received and 154 were completed.

Print Shop– 57 orders were received and 57 were completed; 34 of these jobs included color printing and 23 jobs were black and white print only. We did not have any high-volume job (30K+ clicks).

Mail Center– Processed 4,154 pieces of mail for total charges of \$2,388.70 and 6 packages for a total of \$50.10.

Document Services- Closed 19 Work Orders. We received a total of 13 new requests:

- Deliver Shred Console/Container – Total 0
- Destruction Approval/Shredding – Total 3
- Records Center Retrieval – Total 1
- Shred Consoles Emptied – Total 9
- New Transfers to Records Center – Total 0
- Other – Total 0

Processed work orders submitted for the crafts of Document Management, Records Management:

- Document Management– 251 work orders have been processed in FY 2019/2020 with an average completion of 12 days. Document Services completed 12.9%, Building Managers completed 2.0%, and Warehouse completed 85.1%.
- Records Management– 2,786 work orders have been processed in FY 2019/2020 with an average completion of 4 days. Warehouse completed 100%.

The Utilities Section– The team completed 189 work orders during the month of March. They are currently supporting Food Service in the meal distribution and responding to critical and essential systems that need repair.

The Structural Section– The team completed 155 work orders during the month of March. They are responding to essential infrastructure repairs. Window and Graffiti as needed.

The Grounds Section– During the first 17 days of March we performed grounds maintenance at all campuses and we also completed work orders for concrete repairs, playground parts replacements, tree trimming, fence and gate repairs, bed maintenance, irrigation repairs, replacing damaged signage in parking lots, speed bump repairs, tree stump grinding, flag pole repairs, drainage problems, and any other grounds related issues we find on a campus. The small engine shop continued to repair tractors and golf carts to keep our crews productive for the athletic programs. Our Welding Department repaired handrails, cafeteria tables, chairs, physical education equipment and desks around the district. Our vehicle mechanic serviced and repaired numerous vehicles in our 128-vehicle fleet, as well as, washing, fueling, and detailing vehicles for reservations for the first 17 days of March. We were sent home on March 18th to “Shelter-In-Place” due to COVID-19.

Regulatory Compliance, IPM and Safety– In March we did not hold our monthly safety meeting as Facilities employees were “Sheltered-In-Place” due to COVID-19. During the first 17 days of March we worked to alleviate pest issues with our Pest Control contractor. With all campuses closed for the remainder of the school year we are focusing our pest control issues on working directly with our contractor to perform complete exclusions at all campuses. We made big strides at Macarthur, Farine, and Brandenburg and have seen only positive results. Facilities continues to stress to personnel the importance of using personal protective equipment while working. We have begun our annual pole light inspections. We also attended a mold assessment course to be able to better serve the district for mold remediation issues. We continue to train our employees in the SchoolDude work-order system. We oversaw the management of our pest control work through vendor contracts. We have also been treating several wasp nests in-house to better serve the students and staff. We also teamed with building managers, HVAC department, and structural department to ensure that we are providing the best indoor air quality for our staff and students.

Operations– The Operations Department has completed 375 work orders for the month of March. The Operations Department has gross revenue for facility rentals of \$61,803.74 through the month of March.

Warehouse–

- Routine Custodial, Food Service, Health Services, and Maintenance Orders for the month of March total 391 orders pulled and posted in MUNIS, School Dude, and Primero.
- 98% average delivery time in one day.

- Routine Delivery, Warehouse, Surplus, Document Management Work Orders for the month of March is 308 total work orders closed. This number includes 102 closed work orders for Records Management, and 104 deliveries for-Surplus, Document Management, and Warehouse.
- The Warehouse supported various campus operations such as, Hands on Science Center, Food Service & Nutrition, Records Department, Mail Services, Operations Department, CTE Department, Library Services, and Physical Education Department by providing deliveries, pickups, and completing work orders.