

## **Agenda**

1. Preliminary Procedures
  - 1.1. Call meeting to order & announce Open Meetings Act is Posted
  - 1.2. Public Notice as publicized per board policy
  - 1.3. Roll Call
    - 1.3.1. Action to excuse board members if necessary
  - 1.4. Pledge of Allegiance
  - 1.5. **1.5 Mission The school district of Seward--where every student, every day is a success--affirms that all students will have the skills to become productive and contributing members of a global community. In cooperation with family and community members, the district is committed to the development of each student academically, emotionally, socially, and physically.**
  - 1.6. Approval of Agenda
2. Public Forum: (The Board President reserves the right to place time limits on individuals and topics.)
  - 2.1. Public Forum on Agenda Items: This is your opportunity to speak to items on the agenda. If you are not a part of the presentation of the agenda item you need to speak now. Thank you for your participation.
  - 2.2. Public Forum on Any Topic: This is your opportunity to speak to any topic concerning the school district. Since it is not an agenda item the board cannot discuss or take action at this time on the matter. Future discussion can be requested as an agenda item. Thank you for your participation.
3. Reports
  - 3.1. Administrator Reports
  - 3.2. Student Board Report
  - 3.3. Superintendent's Report
4. Discussion Items
  - 4.1. Student Bullying Policy
  - 4.2. COVID Update
  - 4.3. Kratos Survey Results
5. Old Business
6. New Business
  - 6.1. HVAC and Electrical Bids
  - 6.2. Maintenance Truck
7. Future Agenda Items
8. Consent Agenda
  - 8.1. Approval of Minutes
  - 8.2. Approval of Financial Reports
    - 8.2.1. Treasurer
    - 8.2.2. Budget

- 8.2.3. Activities
    - 8.2.4. Athletic
  - 8.3. Approval of Claims
    - 8.3.1. General Fund
    - 8.3.2. Gifts & Donations Fund
  - 8.4. Out of State Travel
  - 8.5. Approval of Consent Agenda
- 9. Adjournment

Please publish the following legal notice in the October 6, 2021 edition of the Seward County Independent. Thank you.

### NOTICE OF SCHOOL BOARD MEETING

The board of education of the School District of Seward will meet in regular session on Monday, October 11, 2021 at 5:30 p.m. for a board study session to be followed by the 7:00 p.m. regular business meeting. The meeting will be held at the Administrative Offices located at 410 South St., Seward, Nebraska. An agenda for the meeting which shall be kept continually current is readily available for public inspection at the Superintendent's Office during normal business hours.

To view the agenda go to <http://SewardPublicSchools.org/> and find the eMeeting link.

# School District of Seward Board Report

October 11, 2021

Jessica Dominy, Principal  
Seward Elementary School

Enrollment: as of October 4, 2021

- Preschool: 54
- Kindergarten: 90
- 1st Grade: 98
- 2nd Grade: 92
- 3rd Grade: 108
- 4th Grade: 92
- Total: 534

Upcoming Seward Elementary Events:

- October 8th: No School - Elementary Plan Day
- October 12th: Parent Teacher Conferences 4:00 - 8:00 PM
- October 13th: Kindergarten Field Trip to Roca Berry Farm
- October 14th: Parent Teacher Conferences 4:00 - 8:00 PM
- October 15th: No School
- October 18th: Professional Development Day - No School
- October 19th-22nd: College Week
- October 19th: PTO Meeting @ 5:30 PM
- October 25th: School Improvement Team Meeting @ 3:30 PM
- October 26th and 27th: Health Screenings
- October 27th: 4th Grade Field Trip to Lincoln
- October 29th: 3rd Grade Pumpkin Extravaganza/Kindergarten Costume Parade
- October 31st: Happy Halloween!!!

College Week:

College Week is coming soon! Seward Elementary enjoys participating with the rest of the district in College Week festivities. This year, Mr. Todd will teach students about all of the levels of schooling, and give them engaging activities to learn more about life after high school. He leads great discussions on the different types of college experiences, and also working after high school. The emphasis at the elementary for College Week is on the importance of education in any career field. Teachers and paras will also get in on the College Week action by sharing information about their college experiences. We also include a few fun dress up days during College Week.

School Improvement Team Meeting:

We are looking forward to sharing progress on our action plans so far this year at our first 2021-2022 School Improvement Team Meeting coming up this month. We have taken many positive steps in each of our plans that we are excited to share. As a reminder, our four strategies are:

1. We will implement enrichment and intervention practices within our school day.

2. We will update existing grading and assessment guidelines, including report cards, to clearly define expectations to all stakeholders.
3. We will research, design, and implement practices to enhance wellness of students and staff.
4. We will continue and expand on the communication practices and community partnerships to support our stakeholders.

#### Parent Teacher Conferences:

We are looking forward to meeting with parents on October 12th and 14th for Parent Teacher Conferences. We are able to do these conferences like normal because they are staggered in nature. We are asking that parents only attend (no children) and that all who are in the building wear face coverings. If parents do not feel comfortable attending conferences in person, they can schedule a phone conference with their child's teacher. Conferences are always a great opportunity to share how things are going at school and team with parents!

#### Field Trips:

As you can see above, we have field trips back on the calendar this year! We are very excited that our students will get to explore some of the fun and exciting places Nebraska has to offer once again. Kindergarten (Roca Pumpkin Patch) and 4th grade (State Capital and Morrill Hall) will have their field trips this fall, with 1st (Omaha Zoo), 2nd (Rose Theater), and 3rd (Homestead National Monument) going in the spring. Of course, we work hard to find a day when bussing is available for field trips and we are so thankful that we have such an amazing transportation team who works with us!

**Board of Education Report**  
**Seward Middle School - Mr. Kirk J. Gottschalk**  
*11 October, 2021*

**1. Middle School Activities:**

- 12 Oct. – 7 VB vs Crete, Home, 1630 (4:30 p.m.) start
- 12 Oct. – 8 VB at Crete, 1630 (4:30 p.m.) start
- 12 Oct – 7 FB at Aurora, 1600 (4:00 p.m.) start
- 14 Oct. – 7/8 VB vs Beatrice, Home, 1630 (4:30 p.m.) start
- 14 Oct. – Last Day of first Quarter
- 18 Oct. – 7/8 VB Tourney at Milford, A Teams only, 1630 (4:30 p.m.) start
- 18 Oct. – 7/8 VB vs St. John, Home (B & C Teams only), 1600 (4:00 p.m.) start
- 18 Oct. – Professional Development Day
- 28 Oct. – Grade 6-7 Band Concert at H.S., 1900 (7 p.m.) start
- 1 Nov. – MS/HS Jazz Band and 8<sup>th</sup> Grade Band Concert, at H.S., 1900 (7 p.m.)

**2. Bully Response Team.** Mr. Marroquin organizes this group of seventh and eighth grade students which currently has 10 members. Students go through an application process if they want to be on the team and once a group is selected they meet usually once a week to discuss bullying issues. The goals of the team are to present information to the student body about bullying and help students deal with bullying whether they are a victim or a bystander. If any of the members observe bullying taking place they are to step in and stop the bullying and report the incident to an adult. Our intent is that other students will follow their lead.

**3. Parent Teacher Conferences** took place the 27<sup>th</sup> of September and we had a decent turnout but were not overly crowded. Our 5<sup>th</sup> grade teachers conducted conferences also on the Thursday before (23<sup>rd</sup> of September) and they had a similar turnout.

**4. Wellness Day.** Our annual event took place as scheduled this year on Friday, 1 October. The weather was perfect (cool, dry and partly cloudy) and the kids appeared to truly enjoy being outside. The primary focus for this day is on the importance of establishing healthy lifestyles.

**5. DARE.** Officer Sommerfeld of the Seward Police Department delivers this program each year to our 5<sup>th</sup> graders. She is planning to present it during the winter months, most likely second semester.

**6. Happenings at the Middle School.**

- 4H After school clubs meeting this month:
  - a. Sewing



**Board of Education Report  
October 2021  
Seward High School  
Scott Axt-Rich Eber-John Moody**



**SHS September/October Newsletter:** <https://www.smore.com/q5ft3>

### **College Week**

We are excited to have College Week the week of October 19<sup>th</sup>! During the week we hope to promote a post-secondary atmosphere with fun and prizes, as well as information from colleges to universities to military to trade school. Keeping in mind the need for some training/education after high school, we want to encourage our students to explore the variety of options available to them.

### **P.R.I.D.E. Recognition Rally Scheduled for October 14th**

The 1st of four quarterly P.R.I.D.E. Recognition Rallies will be held October 14th from 9-10:00 a.m. to recognize and reinforce positive, controllable behaviors during the first term. Please join us if you are available.

### **ACT Test**

On October 19th, the entire junior class will take the ACT test at the Ag Pavilion. Data gleaned from this test is being used to help enhance classroom instruction and assessment practices. Each junior will meet individually with a school counselor, principal, or district administrator to review their test results, set a goal score, and discuss strategies for achieving their personal goal on the April Test with our overall school goal to improve all students composite scores by at least one point.

### **SHS School Improvement Update**

Teachers met in their Action Teams to develop priorities for the 2019-2024 School Improvement Plan. A few of these were shared with the SHS stakeholder representatives:

1. **Mental Health:** Starting Hope Squad this semester and continuing to research ways to promote the new state hotline.
2. **Positive Culture:** Creating a fine arts "next level" board and also developing certain days for student letter of intent signings
3. **A. Instruction:** Looking at strategies to implement school wide to help all teachers with instructional strategies to help with all areas of testing.
4. **B. Feedback:** Teachers are researching best practice for grading and looking at our current grading scale and system. (We are NOT looking at eliminating grades).
5. **Community Partnerships:** -Setting up a fall community service day on October 24th.

## Staying Connected with Seward High School:

Building/District Website: [www.sewardpublicschools.org](http://www.sewardpublicschools.org)

Facebook: <http://www.facebook.com/sewardpublicschools>

Class	Enrollment Numbers
9 <sup>th</sup> Grade	126
10 <sup>th</sup> Grade	125
11 <sup>th</sup> Grade	125
12 <sup>th</sup> Grade	147
Total	523

### Activities:

Participation numbers:

Fall Activities	Students involved
Football	69
Girls Golf	11
Volleyball	35
Softball	23
Boys Cross Country	31
Girls Cross Country	16
E-sports	25
One Acts	35
Cheer	16
Key Club	61
FFA	115

FBLA	85
FCCLA	37
Swing Choir	49
Band/Color Guard	97
Quiz Bowl	32
State Fair	144

One student qualified for the Girls State Golf Tournament.

Softball will play in a District Final on October 8th or 9th.

Varsity football is currently 5-1.

Cross Country competes in the Conference Meet on Thursday, October 7th and Districts on October 14th.

Volleyball has three runner-up finishes in tournaments this Fall and is preparing for the Conference Tournament.

Marching Band received "1's" at both competitions this Fall.



School District of Seward  
Board Report  
Shannon Hall-Schmeckpeper, Director of Special Services  
October 11, 2021

Wow! How are we almost at the end of the 1st quarter? It has been a busy start to the school year. There are a number of state reports that were due in September and several more that are coming due in October. The big ones for October are Child Count, Consolidated Data Collection (CDC) for both public and nonpublic schools and the Special Education Financial Reporting System (SPEDRS).

Overall we are seeing an increase in enrollment in special services compared to this time last year. Last year at this time there were a total of 313 students who were eligible for special education services and this year there are 339 students who are eligible. Specifically last year there were 254 public school age students who were eligible for special education services and this year there are 267 public school students. Students that attend nonpublic schools and are eligible for special education remained the same with 22 students both years.

Another area that we are seeing a lot of growth is with our students who are between birth to 3 years old served on an IFSP in the home or in our preschool setting for the students aged 3 to 5. Last year there were 8 children on IFSPs and this year there are 19 children. We currently have 24 students in our preschool program compared to 29 last year but we have 2 open evaluations for children in this age group. We will also have 3 of our students who are currently on an IFSP who plan to join our preschool program after they turn 3 in January 2022. Our Sixpence numbers are relatively the same with 18 children/families receiving this service last year and 17 children/families receiving Sixpence support this year.

We have also seen an increase in our students identified as High Ability Learners with 121 last year compared to 134 this year. A majority of this increase is in the newly identified third grade students. Nomination forms were sent to teachers at the beginning of the month and we will be looking to see if there are more students who are eligible for HAL towards the end of October.

Two areas that we have seen a slight decrease are with our students who are identified as ELL. ELL numbers have dropped from 4 students identified and 5 on monitor last year to 2 students identified this year and 5 students on monitor. And students who receive TITLE 1 services either at the public or non-public schools have dropped slightly with 68 students last year to 55 students this year.



NC = No Count								
*Not Included in SPED Total								



## October 2021 Board Report for Curriculum and Staff Development

Board Members,

Fall appears to be here! Our students are engaged in a variety of activities and academic pursuits. We are excited to see how the Junior Class District ACT test goes on October 19<sup>th</sup>. Traditionally, we have given a full-length practice test on this day, but with available federal funds we are able to pay for all our Junior students to take the real ACT on October 19<sup>th</sup>. Juniors will also participate in state ACT testing in April, both assessments will be free for families.

SCHOOL DISTRICT OF SEWARD

410 South Street

Seward, NE 68434

### **Curriculum**

I have been very pleased with the work that we have done so far in preparation for our science and CTE curriculum review process. We have done work identifying instructional changes in the standards as well as course offerings in our science curriculum. The CTE team will also meet in October to discuss the sequence of courses we offer in the Skilled and Technical Sciences and Agricultural Education.

### **Instruction**

The Pandemic demanded that we think differently about ways that we support students who may need additional support as well as intervention. We were able to access a variety of grants to help us in this endeavor. One of the programs that we were able to purchase is My Path for the elementary school. My Path, provides an individualized learning path for students based on their NWEA MAP scores. Every student at the elementary is getting opportunities to work on skills at their level during small group reading and math instruction.

### **Staff Development**

The September staff development day went well with training in suicide prevention, CPR, Learning Goals, and action team time. The day was full and productive. Our October professional development day will feature 20 of our staff members attending Medal of Honor Training at the Seward National Guard Museum. This training helps staff develop leadership and character traits in our students. The rest of our staff will be attending training in-district regarding Mental health of our students and compassion fatigue for our staff. Mental health of

our students and staff was a major priority of our strategic plan and we continue to find opportunities to support staff in this area.

### **Assessment**

I will be providing an update regarding some of our assessment results. At this moment, the results for NSCAS and ACT are still embargoed. If the embargo is lifted, we will review NSCAS, ACT and NWEA. If this does not change, we will only be able to review NWEA at this time.

### **Food Service/Wellness**

At the end of September, I accepted the 2020 Governor's Grower Award for Seward Public Schools. We received this award based on our efforts to positively impact staff health through our EHA program.

Thank you for your support.

Dr. Matt Dominy

# October Staff Dev. Newsletter

— A NEWSLETTER FOR THE SEWARD STAFF BY DR. DOMINY —

## THE FALL SEASON

I hope this newsletter finds all of you enjoying what the Fall season has to offer. Trips to the Apple Orchard, Roca Berry Farm, Football, and outdoor activities abound this time of year. During our October staff development day, our morning will be focused on mental health of our students as well as our staff. We know that expectations and demands are high on each of you, we also hope that when you leave our buildings you are able to fully be present in your personal life. We are going to learn more about compassion fatigue and how best to manage this so that you can be your best self here at work as well as in your personal life.

## NEBRASKA TEACHER CERTIFICATION

The Nebraska Teacher Certification Department has done some reorganizing over the past couple of months. They are also working on hiring additional staff to assist with the backlog of applications they have received. One aspect of this reorganization is a new website. It is important that you register on this website, as the state will no longer be sending letters to you when your certificate expires. Once you register, you will get electronic notifications regarding your certificate. You are also encouraged to examine what NDE has listed as your experience, if there are inaccuracies, please email or call the contact listed on the website. <https://teach.education.ne.gov/#/>

## OCTOBER PROFESSIONAL DEVELOPMENT DAY

Our October professional development day will provide many opportunities to reflect on and positively impact the mental health of your students as well as yourself. We will be featuring Jen McNally as our keynote speaker in the morning, she is local, however, she has been presenting on the topic of mental health all over the nation. We will also have opportunities to learn more about our EAP and how to access services when needed.

We will have several staff attending Medal of Honor training, many of you previously attended these sessions. The focus will be on developing leadership and character traits in your students and student-athletes.

## A RECENT ARTICLE ON GRADING REFORM

Please remember that one of our parameters regarding grading and reporting is that we will honor tradition. The title of this article may conflict with this parameter, but the content gives good information for us to reflect on.

 <https://tguskey.com/wp-content...>

[tguskey.com](https://tguskey.com)



## Seward High Bluejay Leadership Team Report

September 2021

Alivia Hartmann

### School Successes

Our homecoming went very well with a lot of positive feedback from everyone for the whole week. The middle school and elementary kids do the same dress up days as the high school does during homecoming week, and there was great feedback from parents about the dress up days for their kids. The parade was very successful this year with the band playing their show by all the schools and all the clubs showing their pride representing what they work hard in everyday.

Our future plans include doing coin wars. We are still debating other fundraising ideas such as a dodgeball tournament, another themed trivia night that the students loved last year, and a clothing drive at the high school.

### Extracurriculars

- **Cross Country**- The girls and guys cross country teams have Districts in 2 weeks. Both teams are looking to place in the top three leading to state qualifications. Their last meet was in David City, the runners are in a good spot to succeed for the rest of the season.
- **Volleyball** - The volleyball team's ending record is 16-9. Their last home game was on the 5th against Aurora. The pep band and student section was bigger than ever supporting our jays that night.
- **Softball**- The softball team's record ended at 18-10. On Oct. 4th, the softball team had districts and sadly lost a hard fought game against Crete losing 6-7.
- Girls Golf - Our girls golf scored 5th at conference. On Oct. 4th,
- Football - The football team is 5-1. With their next game being in Aurora this friday.
- **Show Choir** - Show choir has been great practicing early in the morning for their opening night on Oct 25th.

- **Marching Band**- The marching band has received superior ratings at each of their competitions with two more to go. Their next competition will be at LPS this Saturday.
- **FFA** - FFA has been busy at work planning their harvest luncheon, getting routine with their animals at school, and hatching chicks in the ag. room. They are hoping to attend the national convention in 2 weeks to celebrate all their accomplishments within the past years. Their last project is "feed a farmer" lunch on Oct. 21st where they serve lunches at the weigh station in town.
- **Student Section**- Has been great and has been to all available events. Focusing on staying positive and keeping the cheering on our teams while in matching apparel and looking cool.



## NASB Monthly Update for Board Meetings Agenda Item

**October 2021**

View the Monthly Update in video form at:

<http://members.nasbonline.org/index.php/news-resources/videos>

(www.NASBonline.org – News & Resources – Videos)

**REMINDER: According to the Superintendent Pay Transparency Act, any new contract, changes to an existing contract, or automatic renewals shall be posted on the school's website and submitted to NDE by August 1st.**

---

### **Latest 'Board Notes' – Monthly Newsletters**

(www.NASBonline.org - News & Resources - Board Notes)

- *Your 2021 Advocacy Handout is Now Posted*
- *Needs - Resources Workshops: Understanding How the State Funds Your District*
- *AMM's: 1,842 miles down ... 310 to go*
- *School Board Member of the Year Nominations Due This Week*
- *The Search is On*
- *Surviving Disruption at the Board Meeting*
- *State Conference Update: Moderators & Students Needed*
- *Teacher/Administrator Negotiations Made Easy*
- *... And Much More!*

---

### **State Conference Registration is now LIVE!**

<http://members.nasbonline.org/index.php/state-education-conference>

(www.NASBonline.org – Events – State Education Conference)

---

### **"NASB Update – Annual Board Calendar Summary"**

View the full detailed calendar at: <http://members.nasbonline.org/index.php/resources>

(www.NASBonline.org – Board Leadership – Resources)

As a board, some items you should doing, or have on the monthly agenda include:

#### MISSION, VISION & GOALS

- Strategic Plan Update; District Goals Update;

#### POLICY GOVERNANCE

- Review, update, and adopt policy;

#### ACCOUNTABILITY & STUDENT ACHIEVEMENT

- Review Statewide Assessment Results
- **District Assurance Statement.** On or before November 1, the school district must submit their Rule 10 Accreditation Assurance Statement to NDE.
- **ESU Assurance Statement.** On or before November 1, the ESU must submit their Rule 84 Assurance Statement to NDE.
- **Fall Membership Report.** On or before November 1 the superintendent of each school district shall submit to the Commissioner of Education a report described as the annual financial report showing
  - (i) the amount of money received from all sources during the year and the amount of money expended by the school district during the year,
  - (ii) the amount of bonded indebtedness,
  - (iii) such other information as shall be necessary to fulfill the requirements of the Tax Equity and Educational Opportunities Support Act and section 79-1114, and
  - (iv) such other information as the Commissioner of Education directs. § 79-528
- **Fall Membership Report (Failure to meet deadline).** If a school district fails to submit the fall membership report by November 1, the commissioner shall, after notice to the district and an opportunity to be heard, direct that any state aid granted pursuant to TEEOSA be withheld until such time as the report is received by the department. § 79-528

#### ADVOCACY

- *Appoint Your Local Board Representative for the NASB Delegate Assembly at State Conference*

#### DISTRICT/ESU RESOURCES [BUDGET]

- **Superintendent file Financial Report.** On or before November 1, all superintendents must submit to the Commissioner of Education, an Annual Financial Report. § 79-528
- **Authorize School District Audit.** On or before November 5, a copy of the Audit Report shall be filed with the Commissioner of Education and Auditor of Public Accounts. § 79-1089
- **Collective Bargaining.** On or before November 1 negotiations shall begin. No fewer than four negotiations meetings between the certificated and instructional employees' collective-bargaining agent and the board's bargaining agent. § 48-818.01

#### REPORTS

- Board Committees; Superintendent; Administrators;
- **Educational Service Unit Yearly Report.** On or before November 1, each ESU is required to publish a Report of Yearly Activities of the ESU Board. § 79-1228
- **Review Annual Emergency Safety Plan**

---

### **NASB's Video Resources:**

<http://members.nasbonline.org/index.php/news-resources/videos>

(www.NASBonline.org – News & Resources – Videos)

Legal Resources, NASB's Live & Learn Series, Member Zoom's, Q&A's with the Governor and Commissioner Blomstedt, EHA Updates, Advocacy breakdowns, Monthly Board Agendas, and MUCH more!

## **Networking & Events ... Register Now**

<http://members.nasbonline.org/index.php/events>

(www.NASBonline.org – Events)

- **Area Membership Meetings – August to October**
    - October 5 – La Vista
    - October 6 – Nebraska City
  - **Needs – Resources: Understanding How the State Funds Your District**
    - October 26 - Ogallala
    - October 27 - Alliance
    - November 2 - Bartley
    - November 3 – Grand Island
    - December – Broken Bow
  - **Labor Relations Conference – October 12-13 – Lincoln**
  - **5<sup>th</sup> Annual Sparq Tailgate Party – October 30 – Embassy Suites - Lincoln**
  - **State Education Conference – November 17-19 – CHI Health Center, Omaha**
- 

## **NASB Member Zooms**

<http://members.nasbonline.org/index.php/nasb-member-zooms>

(www.NASBonline.org – Events – NASB Member Zooms)

- **Previous Member Zooms Available to Watch Include:**
    - **NEW - Tough Times & Tough Meetings: The Board's Role in Navigating Hot Button Issues**
    - NASB Member Zoom w/ UNMC – Back to School Guidance, Decoupling, Infection Rates Among Children, Myths, & Q&A
    - NASB Member Zoom w/ NDE – The Local Board's Role in ESSER Investments
    - NASB Member Zoom w/ Commissioner Blomstedt & Dr. Jeffrey Gold of UNMC
    - NASB Member Zoom w/ Bryce Wilson of NDE – Cares Act Funds Q&A for School Boards
    - And More ...
- 

## **Advocacy/2021-22 Legislative Session**

<http://members.nasbonline.org/index.php/government-relations>

(www.NASBonline.org – Government Relations)

- The 2021 legislative session has wrapped, and the 2022 Session begins in January. Keep tabs with all things pertinent to your school at NASB's Govt Relations.
- Has your Legislative District changed or moved completely? Check out the new maps on the NASB Government Relations page.
- The annual **NASB Delegate Assembly will be Friday, November 19** at the CHI Center in Omaha during the State Education Conference. Select your Board's Delegate now, and download the Advocacy Handout with this year's proposed changes to NASB's Bylaws, Standing Positions & Legislative Resolutions now at:
  - <http://members.nasbonline.org/index.php/advocacy-handbook>
  - (www.NASBonline.org – Government Relations – NASB Advocacy Handbook)

---

Follow NASB on twitter at [www.twitter.com/NASBOnline](http://www.twitter.com/NASBOnline) using the hashtag #liveNASB  
and on Facebook at [www.facebook.com/NASBOnline](http://www.facebook.com/NASBOnline)

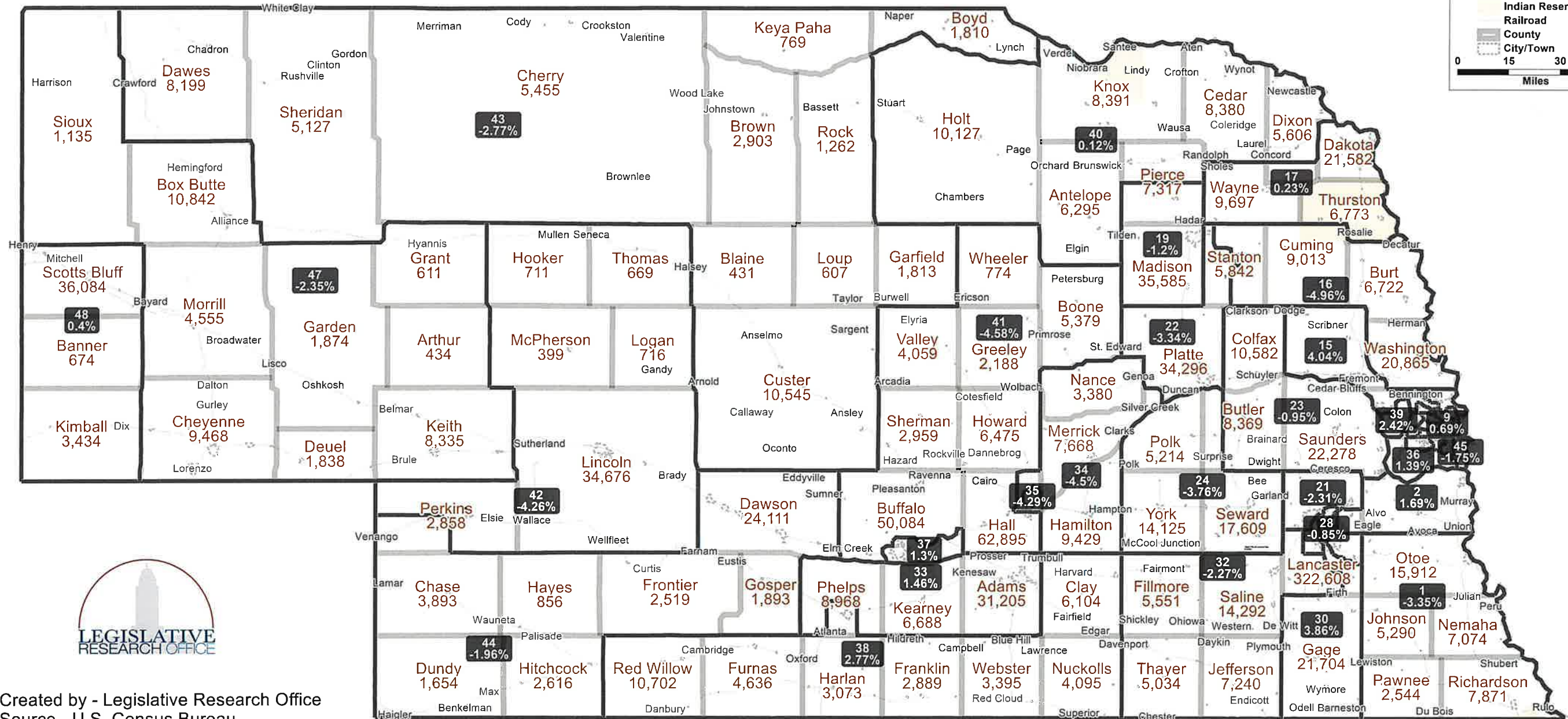
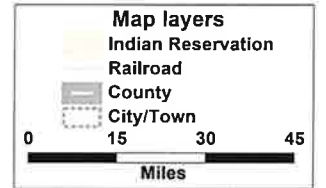
Watch all of the NASB videos at <http://members.nasbonline.org/index.php/news-resources/videos>  
([www.NASBonline.org](http://www.NASBonline.org) – News & Resources – Videos)

To see a quick glimpse at the various items the NASB is involved in, check out pages 10 & 11 each month in the **Board Notes newsletter** for “This Month In ...” To access the latest newsletter, click here:  
<http://members.nasbonline.org/index.php/news-resources/board-notes>  
([www.NASBonline.org](http://www.NASBonline.org) - News & Resources - Board Notes)



# Nebraska Legislature - LB3 - Final Reading (2021)

LEG21-39006

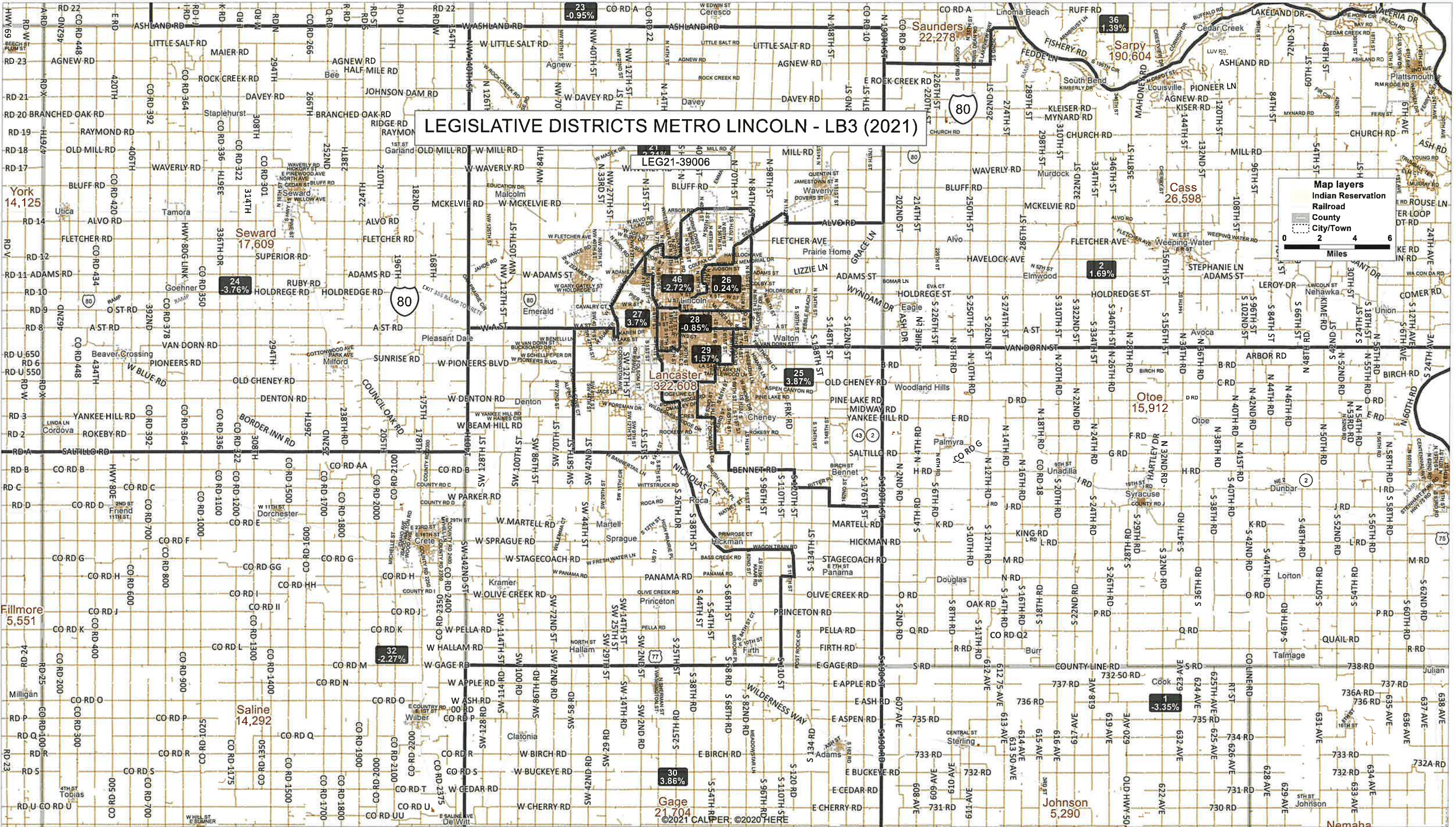


Created by - Legislative Research Office  
Source - U.S. Census Bureau  
Date - September 29, 2021  
LEG21-39006  
(Final Reading Version)

# LEGISLATIVE DISTRICTS METRO LINCOLN - LB3 (2021)

**Map layers**  
Indian Reservation  
Railroad  
County  
City/Town

0 2 4 6  
Miles

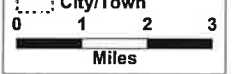


# LEGISLATIVE DISTRICTS METRO OMAHA -LB3 - FINAL READING (2021)

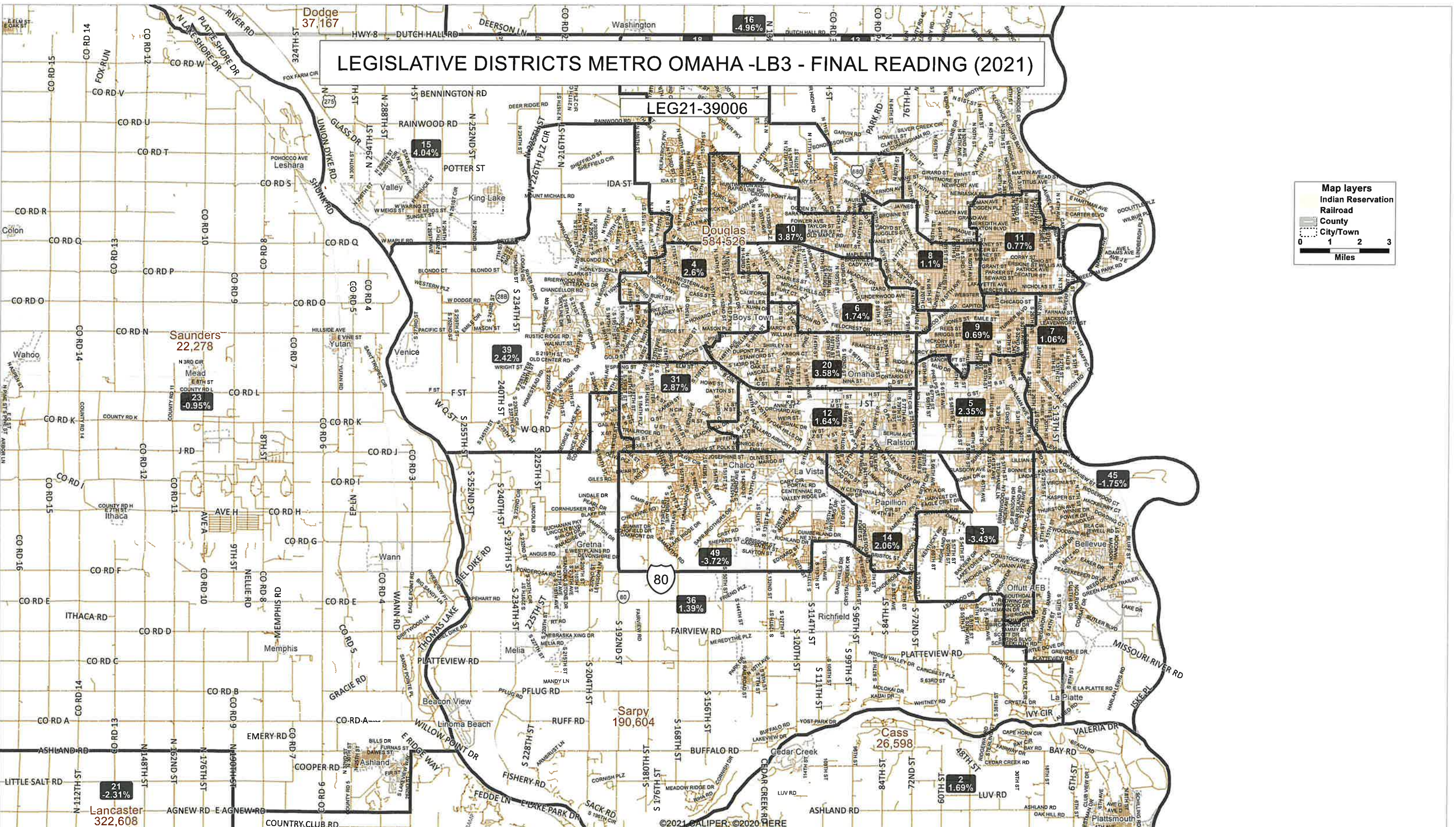
LEG21-39006

**Map layers**

- Indian Reservation
- Railroad
- County
- City/Town

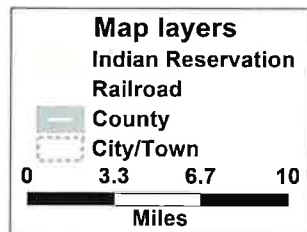
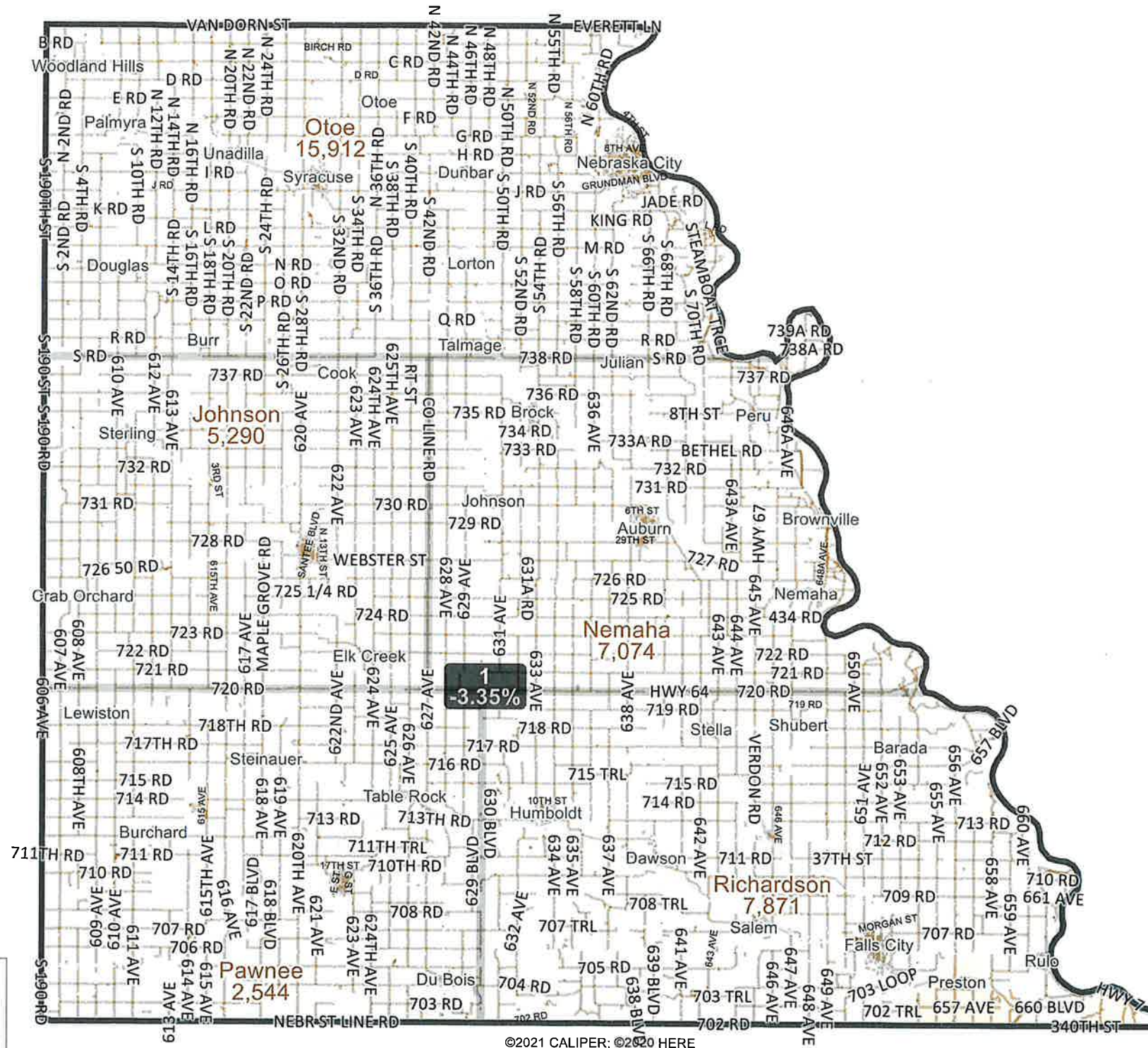


Miles



# Nebraska Legislative District 1 - LB3 - Final Reading (2021)

LEG21-39006-1



## District 1 Statistics

Field	Value
District	1
Population	38691
Deviation	-1,340
% Deviation	-3.35%
18+_Pop	29984
% 18+_Pop	77.5%
18+_Wht	27120
% 18+_Wht	90.45%
H18+_Pop	1478
% H18+_Pop	4.93%
18+_Blk	457
% 18+_Blk	1.52%
18+_WhtBlk	81
% 18+_WhtBlk	0.27%
18+_Ind	287
% 18+_Ind	0.96%
18+_Asn	187
% 18+_Asn	0.62%
18+_Hwn	2
% 18+_Hwn	0.01%
18+_Oth	805
% 18+_Oth	2.68%

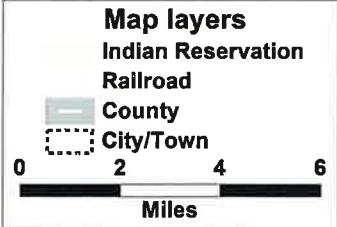
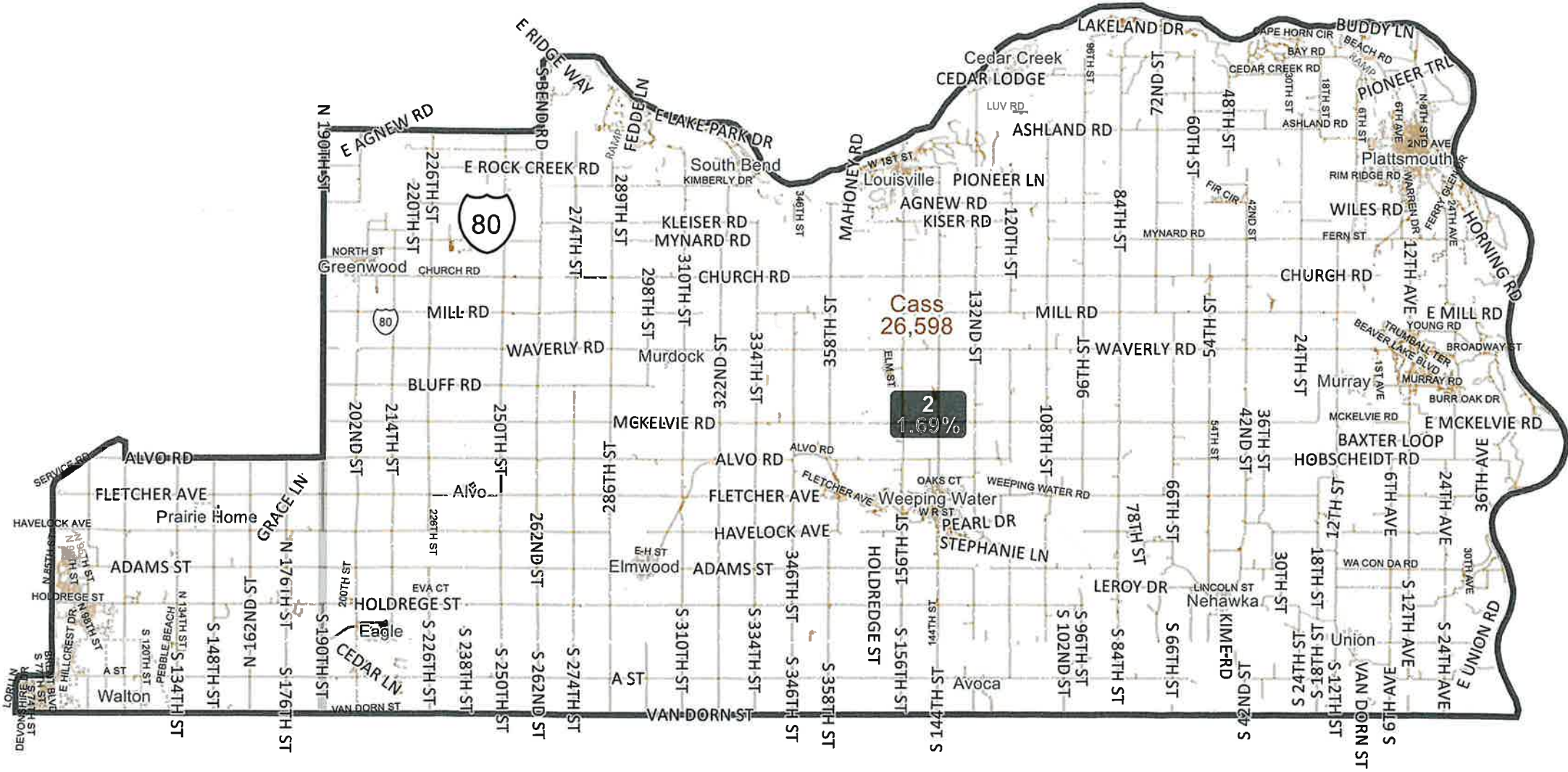
LEG21-39006-1  
U.S. Bureau of the Census (Population Data), 2020



Created by - Legislative Research Office  
Source - U.S. Census Bureau  
Date - September 29 2021

# Nebraska Legislative District 2 - LB3 - Final Reading (2021)

LEG21-39006-2



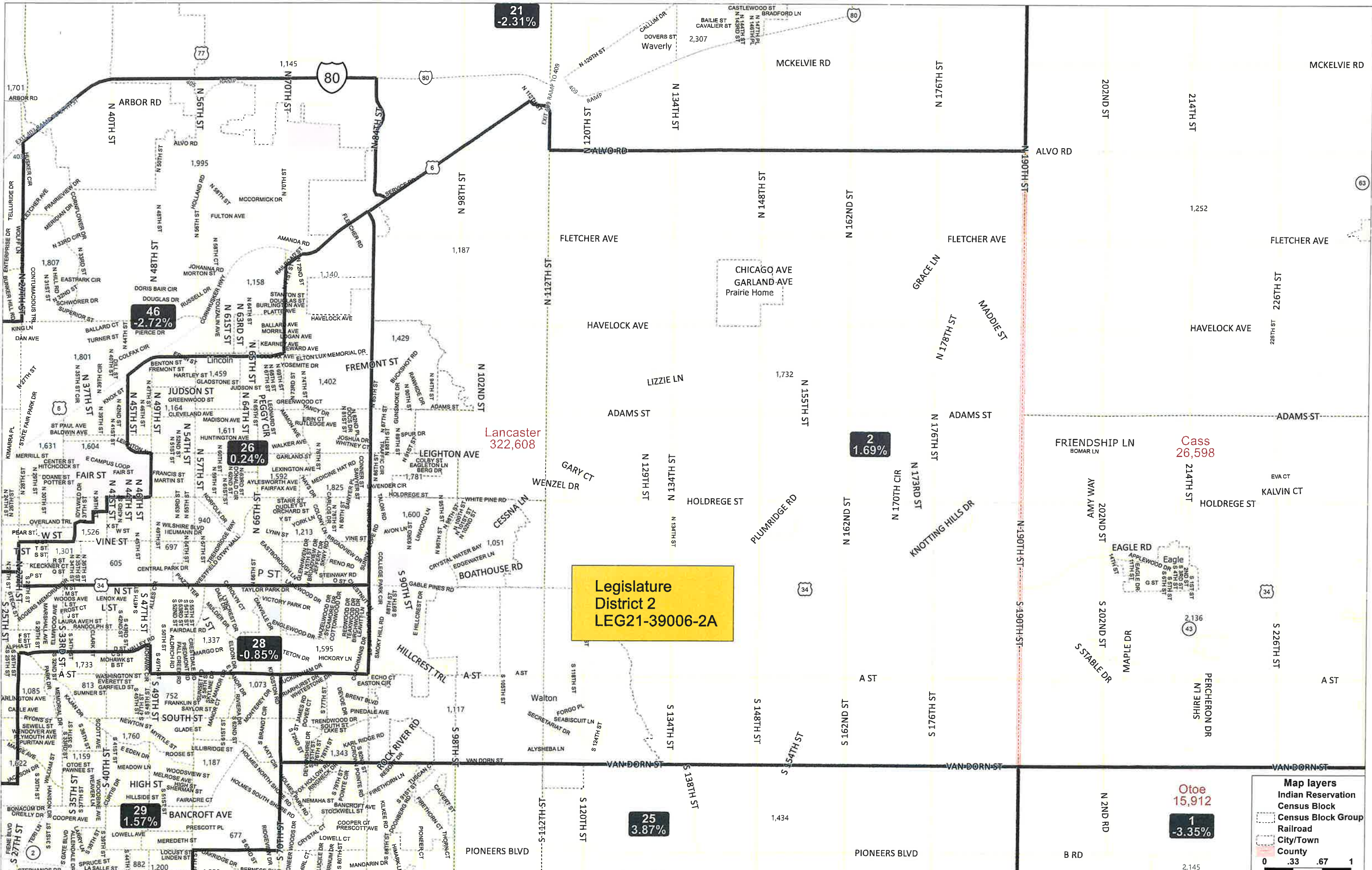
©2021 CALIPER; ©2020 HERE

District 2 Statistics	
Field	Value
District	2
Population	40708
Deviation	677
% Deviation	1.69%
18+_Pop	30860
% 18+_Pop	75.81%
18+_Wht	28548
% 18+_Wht	92.51%
H18+_Pop	881
% H18+_Pop	2.85%
18+_Blk	250
% 18+_Blk	0.81%
18+_WhtBlk	107
% 18+_WhtBlk	0.35%
18+_Ind	93
% 18+_Ind	0.3%
18+_Asn	402
% 18+_Asn	1.3%
18+_Hwn	9
% 18+_Hwn	0.03%
18+_Oth	328
% 18+_Oth	1.06%

LEG21-39006-2  
 U.S. Bureau of the Census (Population Data), 2020



Created by - Legislative Research Office  
 Source - U.S. Census Bureau  
 Date - September 29 2021



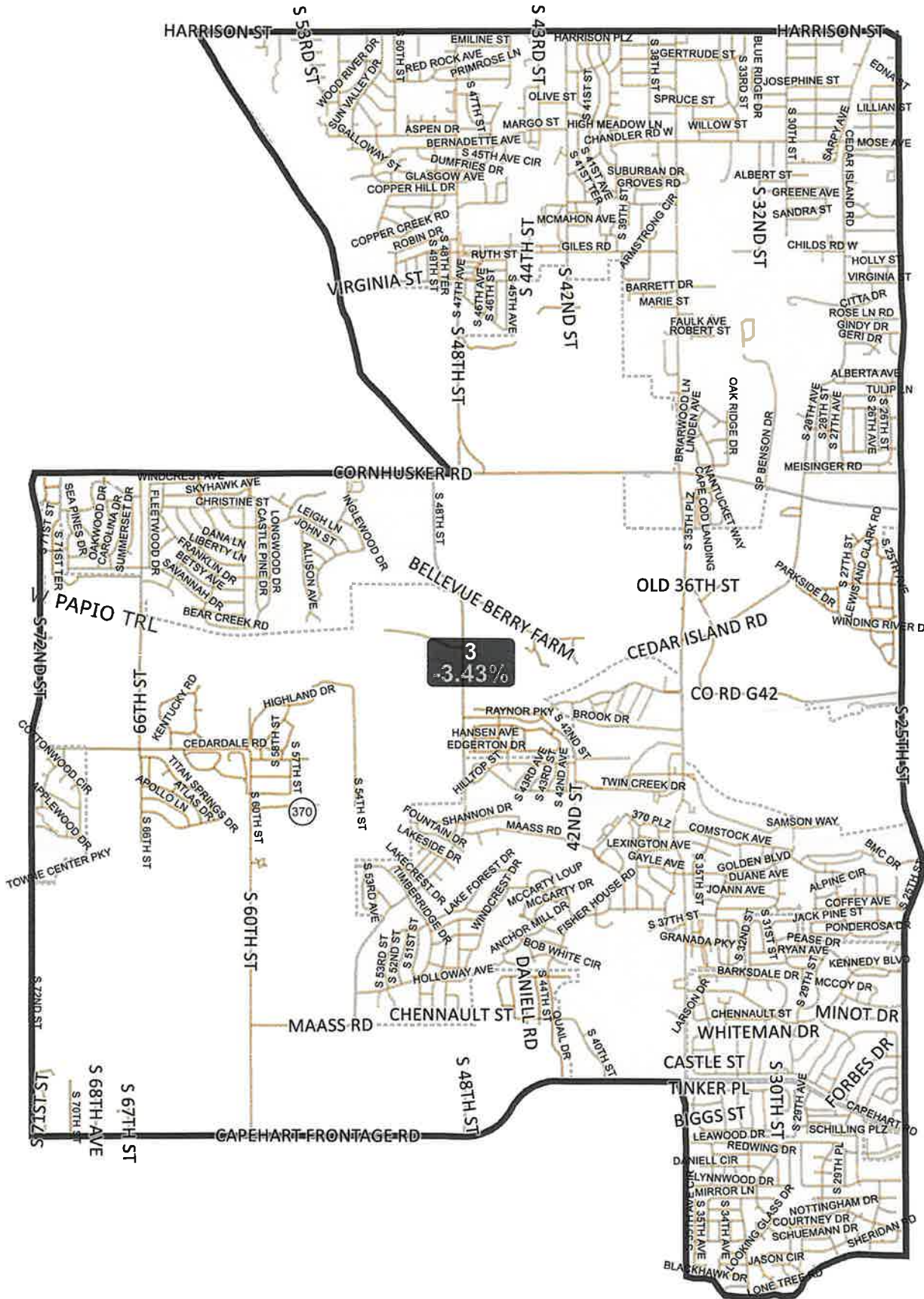
**Map layers**

- Indian Reservation
- Census Block
- Census Block Group
- Railroad
- City/Town
- County

0 .33 .67 1  
Miles

# Nebraska Legislative District 3 - LB3 - Final Reading (2021)

LEG21-39006-3



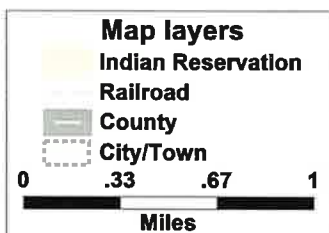
## District 3 Statistics

Field	Value
District	3
Population	38656
Deviation	-1,375
% Deviation	-3.43%
18+_Pop	28363
% 18+_Pop	73.37%
18+_Wht	21527
% 18+_Wht	75.9%
H18+_Pop	3995
% H18+_Pop	14.09%
18+_Blk	1521
% 18+_Blk	5.36%
18+_WhtBlk	211
% 18+_WhtBlk	0.74%
18+_Ind	197
% 18+_Ind	0.69%
18+_Asn	733
% 18+_Asn	2.58%
18+_Hwn	44
% 18+_Hwn	0.16%
18+_Oth	1622
% 18+_Oth	5.72%

LEG21-39006-3  
 U.S. Bureau of the Census  
 (Population Data), 2020

**LEGISLATIVE RESEARCH OFFICE**

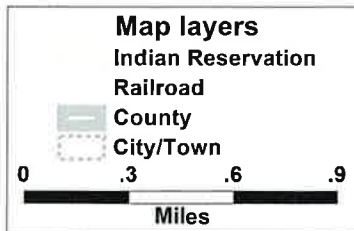
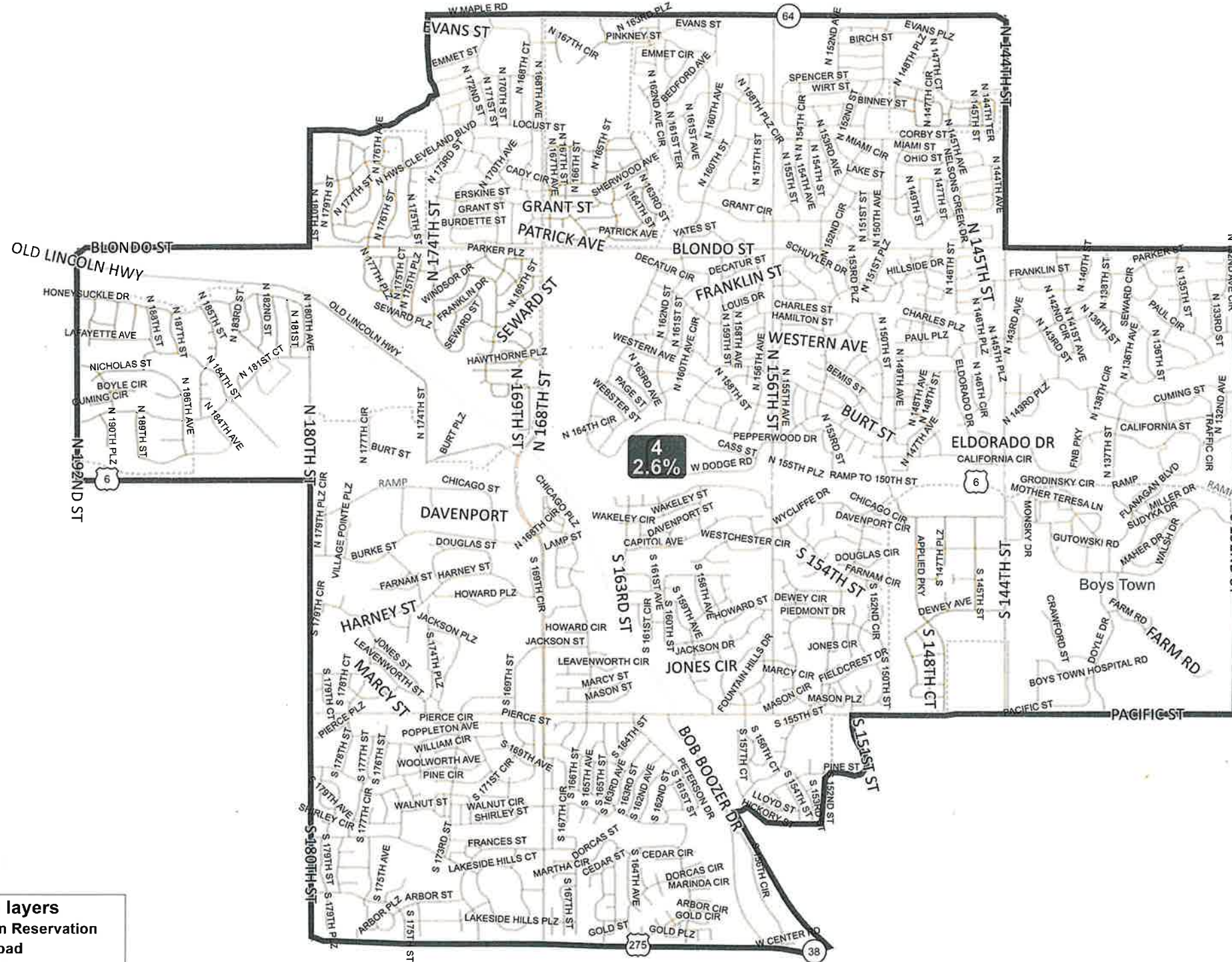
Created by - Legislative Research Office  
 Source - U.S. Census Bureau  
 Date - September 29, 2021



©2021 CALIPER; ©2020 HERE

# Nebraska Legislative District 4 - LB3 - Final Reading (2021)

LEG21-39006-4



©2021 CALIPER; ©2020 HERE

## District 4 Statistics

Field	Value
District	4
Population	41072
Deviation	1,041
% Deviation	2.6%
18+_Pop	29617
% 18+_Pop	72.11%
18+_Wht	25913
% 18+_Wht	87.49%
H18+_Pop	967
% H18+_Pop	3.27%
18+_Blk	626
% 18+_Blk	2.11%
18+_WhtBlk	106
% 18+_WhtBlk	0.36%
18+_Ind	45
% 18+_Ind	0.15%
18+_Asn	1453
% 18+_Asn	4.91%
18+_Hwn	13
% 18+_Hwn	0.04%
18+_Oth	273
% 18+_Oth	0.92%

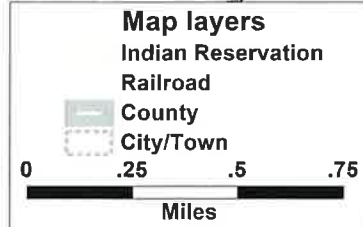
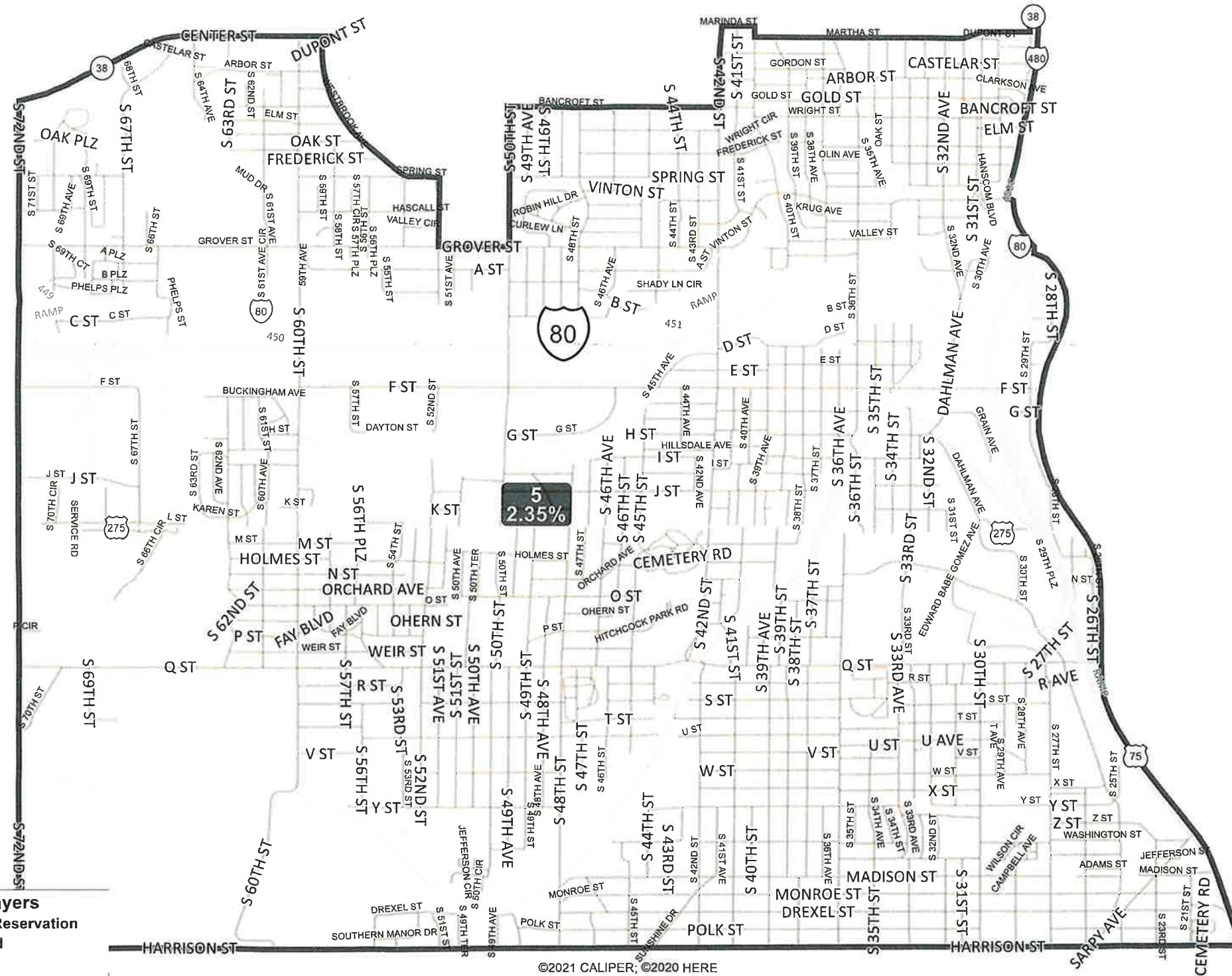
LEG21-39006-4  
 U.S. Bureau of the Census (Population Data), 2020



Created by - Legislative Research Office  
 Source - U.S. Census Bureau  
 Date - September 29 2021

# Nebraska Legislative District 5 - LB3 - Final Reading (2021)

LEG21-39006-5



©2021 CALIPER, ©2020 HERE

## District 5 Statistics

Field	Value
District	5
Population	40970
Deviation	939
% Deviation	2.35%
18+_Pop	29491
% 18+_Pop	71.98%
18+_Wht	17155
% 18+_Wht	58.17%
H18+_Pop	10898
% H18+_Pop	36.95%
18+_Blk	1581
% 18+_Blk	5.36%
18+_WhtBlk	203
% 18+_WhtBlk	0.69%
18+_Ind	678
% 18+_Ind	2.3%
18+_Asn	481
% 18+_Asn	1.63%
18+_Hwn	23
% 18+_Hwn	0.08%
18+_Oth	5676
% 18+_Oth	19.25%

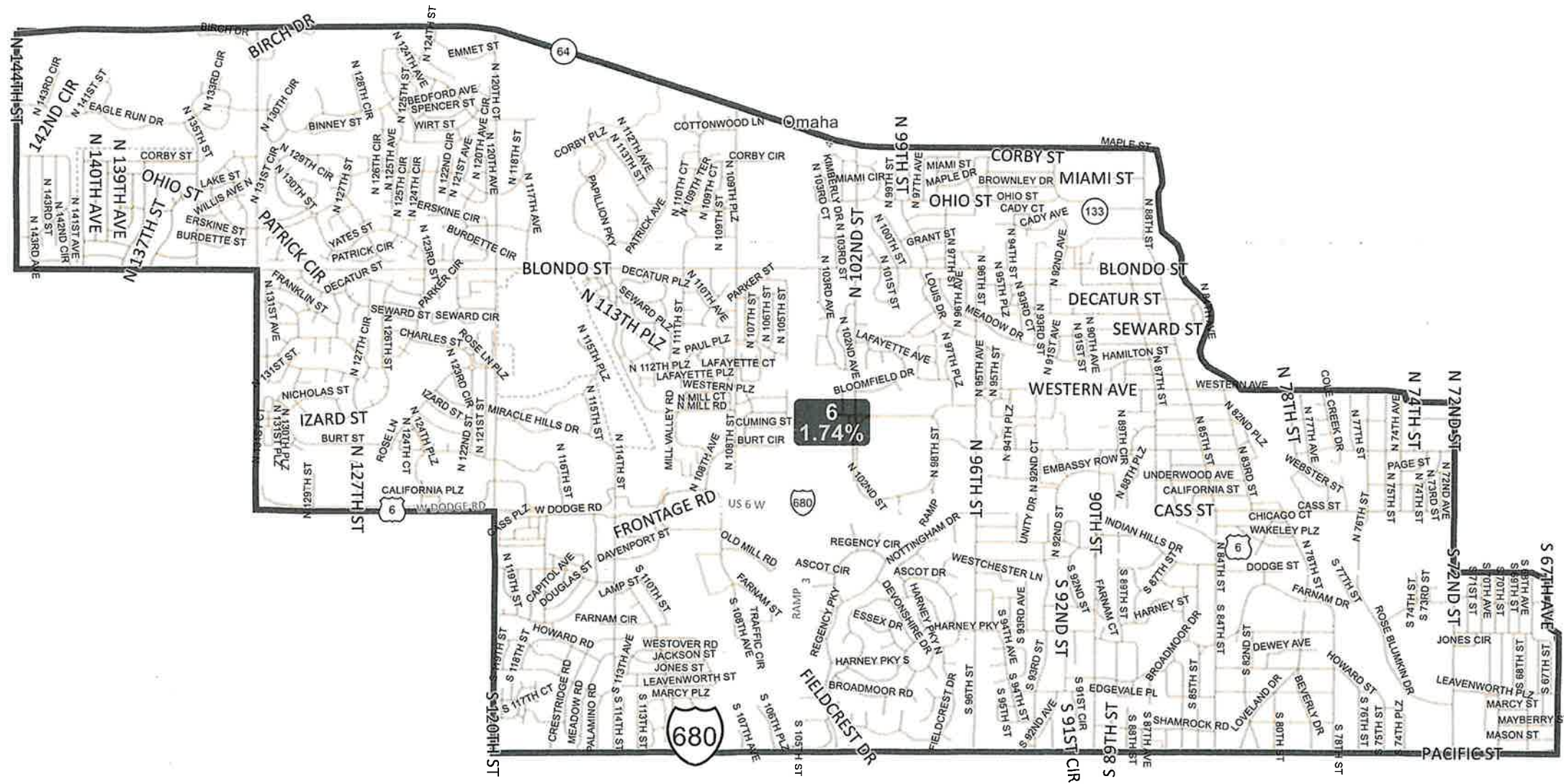
LEG21-39006-5  
 U.S. Bureau of the Census (Population Data), 2020



Created by - Legislative Research Office  
 Source - U.S. Census Bureau  
 Date - September 29 2021

# Nebraska Legislative District 6 - LB3 - Final Reading (2021)

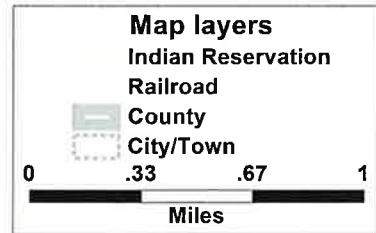
LEG21-39006-6



## District 6 Statistics

Field	Value
District	6
Population	40726
Deviation	695
% Deviation	1.74%
18+_Pop	32980
% 18+_Pop	80.98%
18+_Wht	25842
% 18+_Wht	78.36%
H18+_Pop	1755
% H18+_Pop	5.32%
18+_Blk	2584
% 18+_Blk	7.84%
18+_WhtBlk	233
% 18+_WhtBlk	0.71%
18+_Ind	127
% 18+_Ind	0.39%
18+_Asn	1964
% 18+_Asn	5.96%
18+_Hwn	14
% 18+_Hwn	0.04%
18+_Oth	691
% 18+_Oth	2.1%

LEG21-39006-6  
U.S. Bureau of the Census (Population Data), 2020



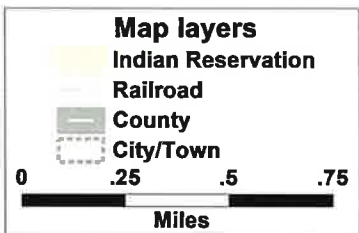
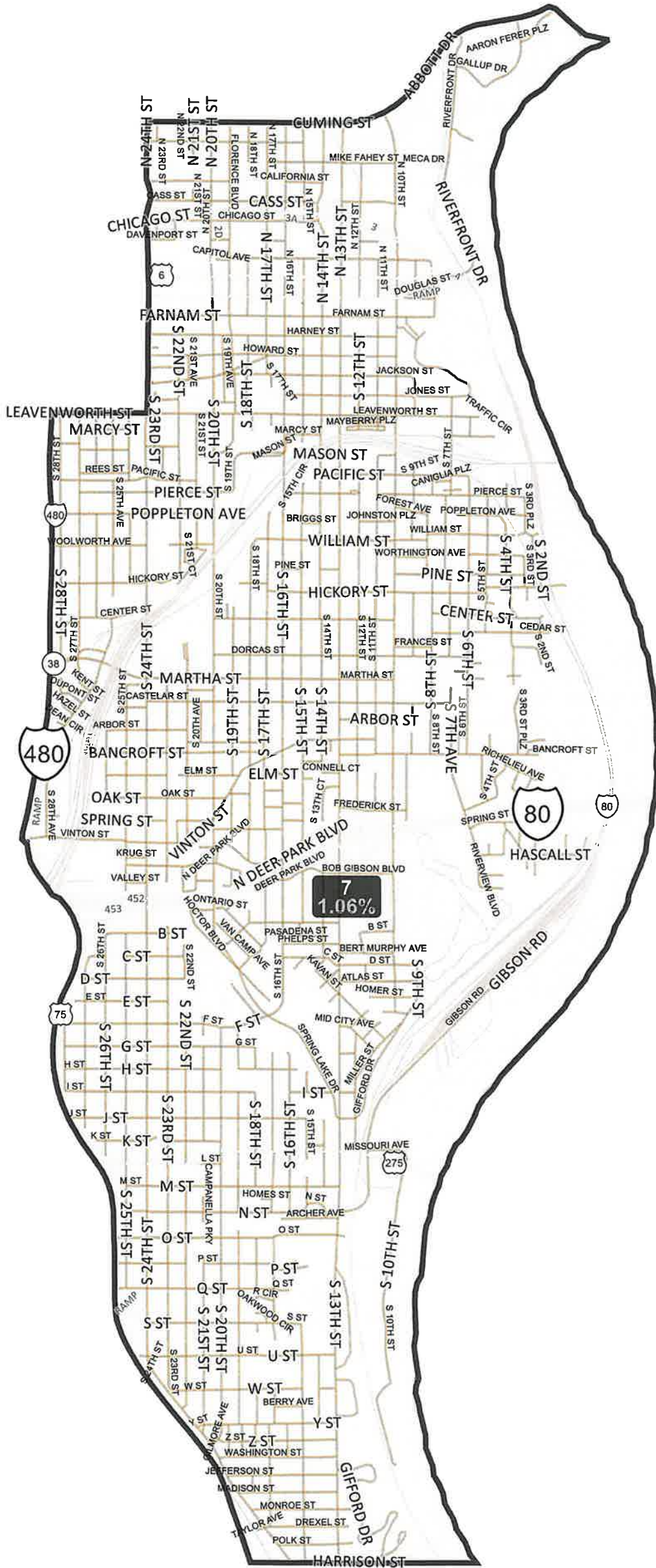
©2021 CALIPER; ©2020 HERE



Created by - Legislative Research Office  
 Source - U.S. Census Bureau  
 Date - September 29 2021

# Nebraska Legislative District 7 - LB3 - Final Reading (2021)

LEG21-39006-7



©2021 CALIPER; ©2020 HERE

District 7 Statistics	
Field	Value
District	7
Population	40454
Deviation	423
% Deviation	1.06%
18+_Pop	29954
% 18+_Pop	74.04%
18+_Wht	15519
% 18+_Wht	51.81%
H18+_Pop	12903
% H18+_Pop	43.08%
18+_Blk	2096
% 18+_Blk	7%
18+_WhtBlk	229
% 18+_WhtBlk	0.76%
18+_Ind	784
% 18+_Ind	2.62%
18+_Asn	645
% 18+_Asn	2.15%
18+_Hwn	31
% 18+_Hwn	0.1%
18+_Oth	6548
% 18+_Oth	21.86%

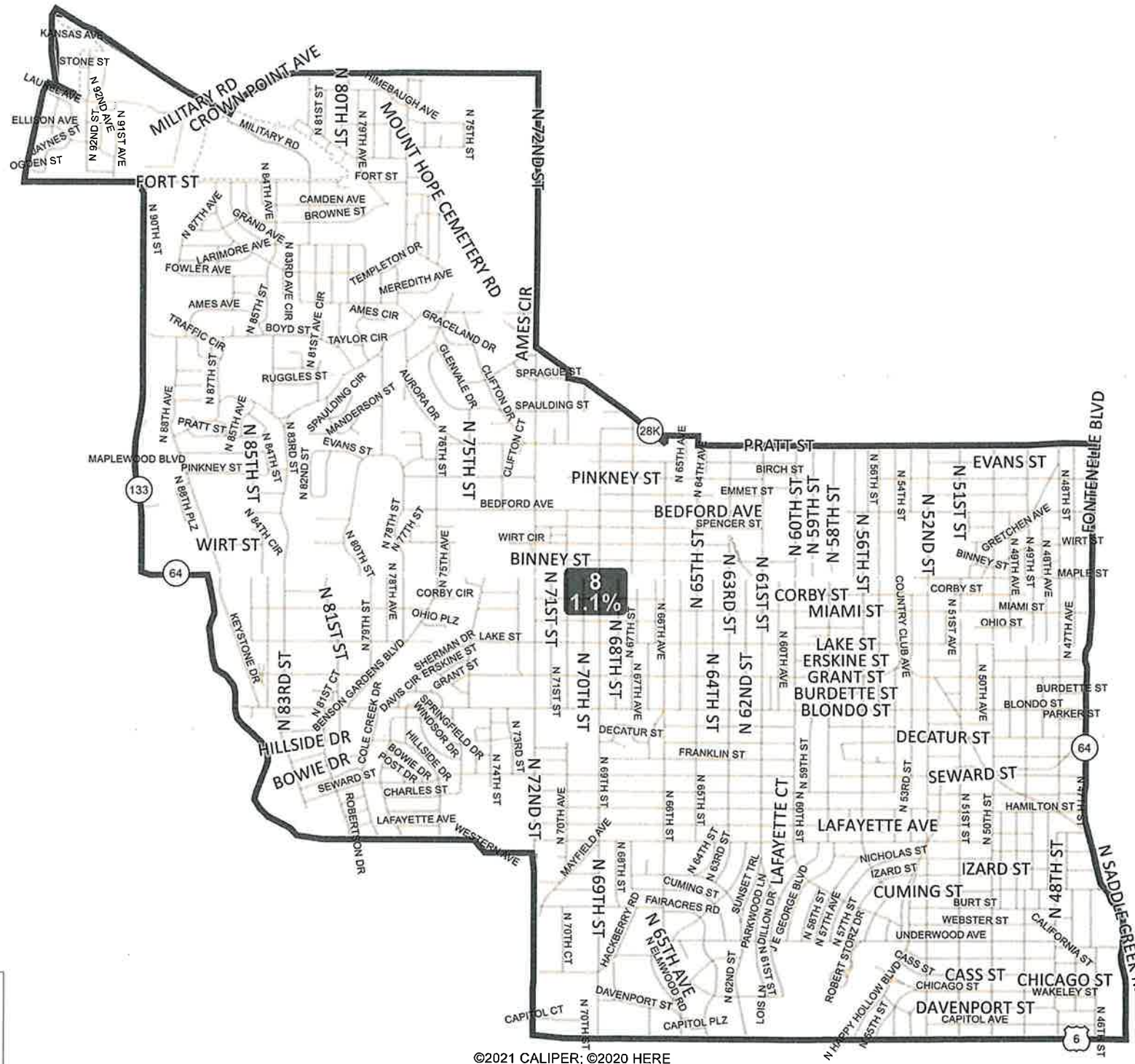
LEG21-39006-7  
U.S. Bureau of the Census  
(Population Data), 2020



Created by - Legislative Research Office  
Source - U.S. Census Bureau  
Date - September 29, 2021

# Nebraska Legislative District 8 - LB3 - Final Reading (2021)

LEG21-39006-8



©2021 CALIPER; ©2020 HERE

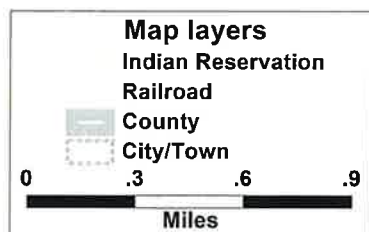
## District 8 Statistics

Field	Value
District	8
Population	40473
Deviation	442
% Deviation	1.1%
18+_Pop	31197
% 18+_Pop	77.08%
18+_Wht	23243
% 18+_Wht	74.5%
H18+_Pop	2126
% H18+_Pop	6.81%
18+_Blk	3562
% 18+_Blk	11.42%
18+_WhtBlk	289
% 18+_WhtBlk	0.93%
18+_Ind	266
% 18+_Ind	0.85%
18+_Asn	1371
% 18+_Asn	4.39%
18+_Hwn	15
% 18+_Hwn	0.05%
18+_Oth	844
% 18+_Oth	2.71%

LEG21-39006-8  
U.S. Bureau of the Census (Population Data), 2020



Created by - Legislative Research Office  
Source - U.S. Census Bureau  
Date - September 29 2021

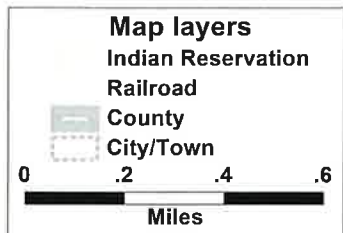
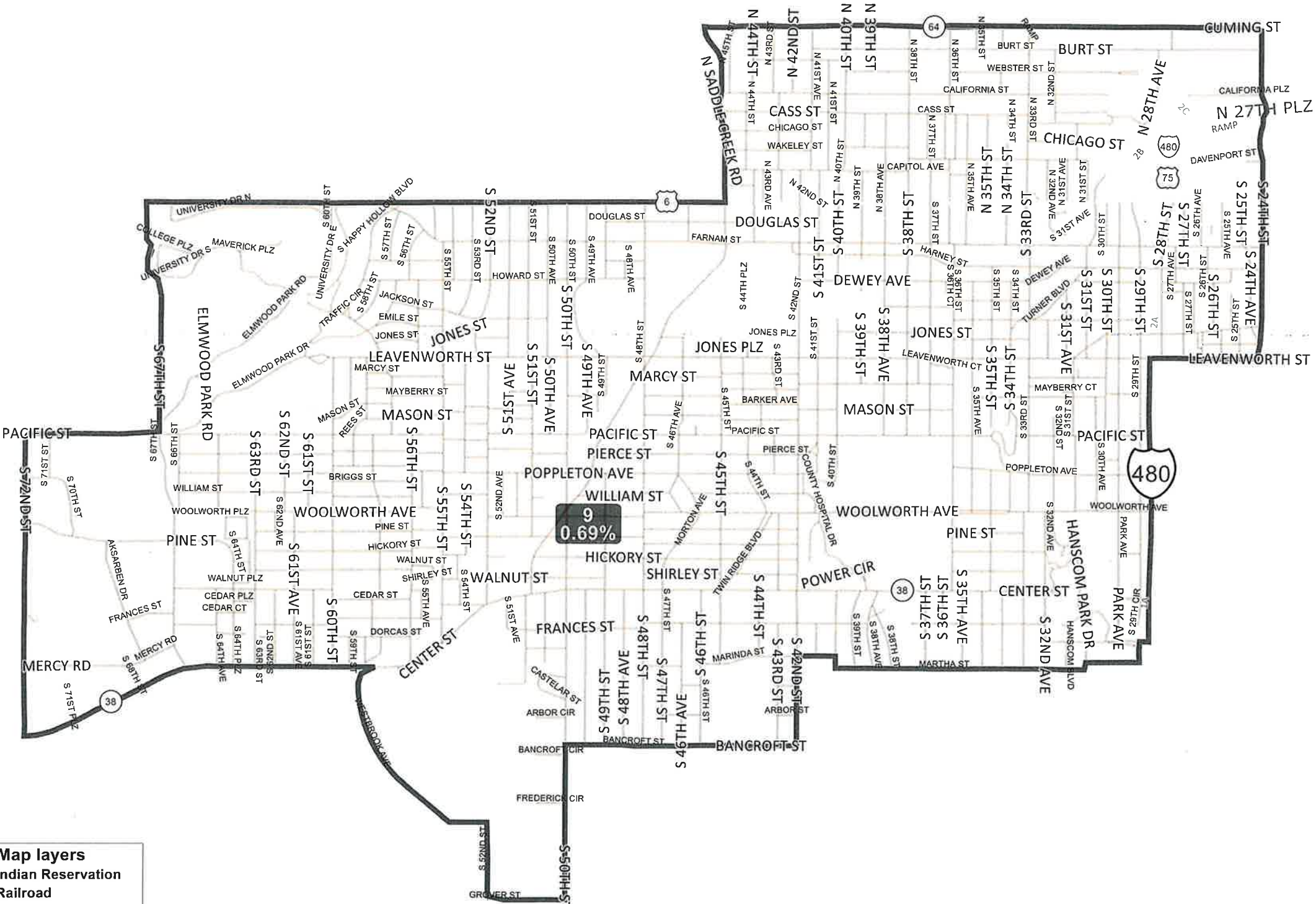


# Nebraska Legislative District 9 - LB3 - Final Reading (2021)

LEG21-39006-9

## District 9 Statistics

Field	Value
District	9
Population	40306
Deviation	275
% Deviation	0.69%
18+_Pop	33764
% 18+_Pop	83.77%
18+_Wht	25286
% 18+_Wht	74.89%
H18+_Pop	3817
% H18+_Pop	11.3%
18+_Blk	2351
% 18+_Blk	6.96%
18+_WhtBlk	231
% 18+_WhtBlk	0.68%
18+_Ind	331
% 18+_Ind	0.98%
18+_Asn	1600
% 18+_Asn	4.74%
18+_Hwn	37
% 18+_Hwn	0.11%
18+_Oth	1817
% 18+_Oth	5.38%



©2021 CALIPER; ©2020 HERE

LEG21-39006-9  
 U.S. Bureau of the Census (Population Data), 2020



Created by - Legislative Research Office  
 Source - U.S. Census Bureau  
 Date - September 29 2021

# Nebraska Legislative District 10 - LB3 - Final Reading (2021)

LEG21-39006-10



## District 10 Statistics

Field	Value
District	10
Population	41580
Deviation	1,549
% Deviation	3.87%
18+_Pop	30986
% 18+_Pop	74.52%
18+_Wht	23832
% 18+_Wht	76.91%
H18+_Pop	1884
% H18+_Pop	6.08%
18+_Blk	3093
% 18+_Blk	9.98%
18+_WhtBlk	280
% 18+_WhtBlk	0.9%
18+_Ind	162
% 18+_Ind	0.52%
18+_Asn	1355
% 18+_Asn	4.37%
18+_Hwn	22
% 18+_Hwn	0.07%
18+_Oth	766
% 18+_Oth	2.47%

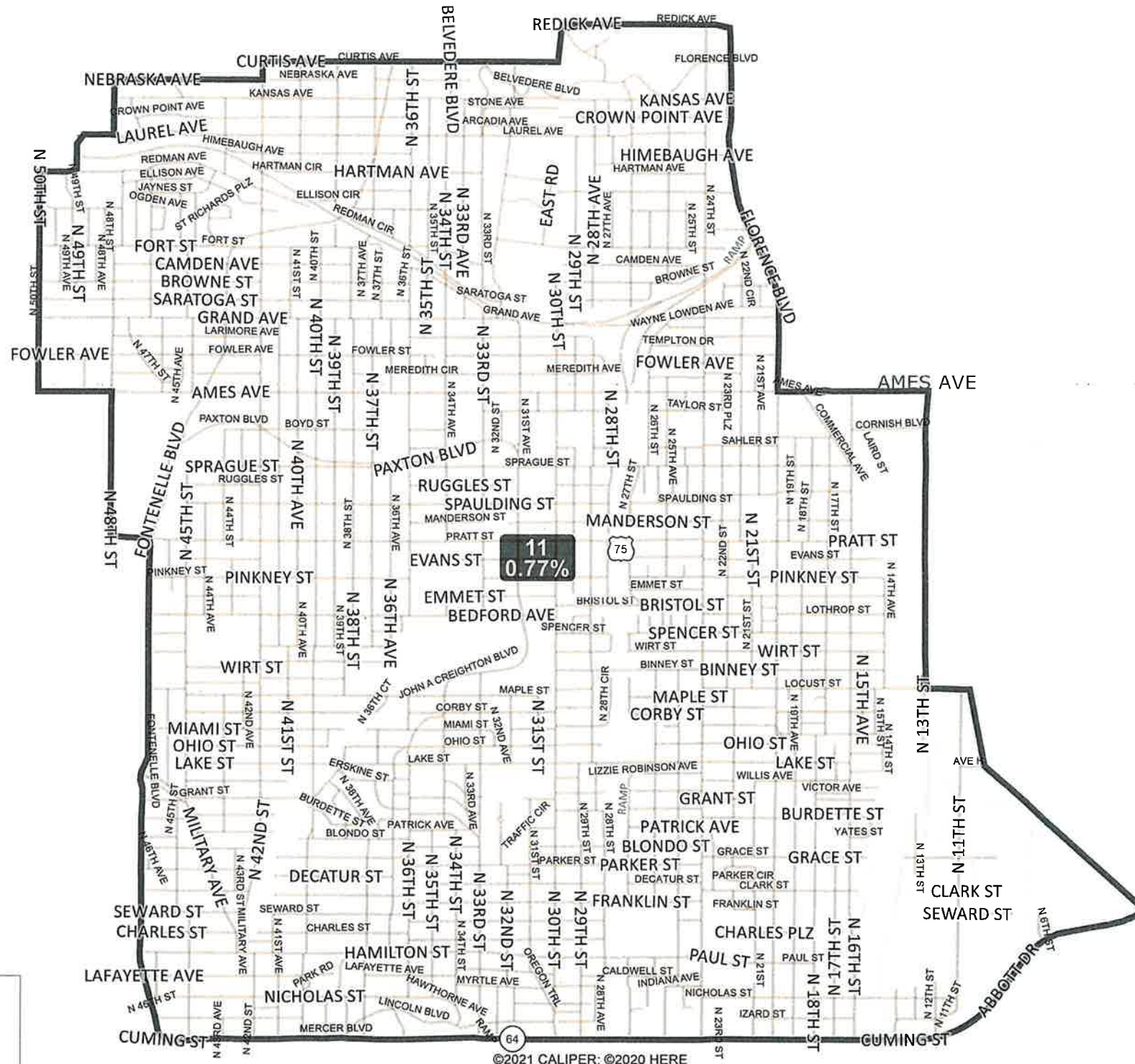
LEG21-39006-10  
 U.S. Bureau of the Census (Population Data), 2020



Created by - Legislative Research Office  
 Source - U.S. Census Bureau  
 Date - September 29 2021

# Nebraska Legislative District 11 - LB3 - Final Reading (2021)

LEG21-39006-11



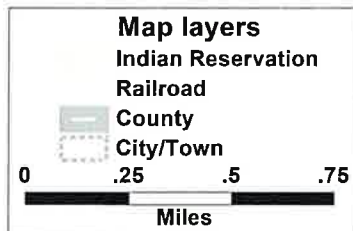
## District 11 Statistics

Field	Value
District	11
Population	40338
Deviation	307
% Deviation	0.77%
18+_Pop	27850
% 18+_Pop	69.04%
18+_Wht	7519
% 18+_Wht	27%
H18+_Pop	3736
% H18+_Pop	13.41%
18+_Blk	14097
% 18+_Blk	50.62%
18+_WhtBlk	382
% 18+_WhtBlk	1.37%
18+_Ind	475
% 18+_Ind	1.71%
18+_Asn	1497
% 18+_Asn	5.38%
18+_Hwn	27
% 18+_Hwn	0.1%
18+_Oth	2235
% 18+_Oth	8.03%

LEG21-39006-11  
U.S. Bureau of the Census (Population Data), 2020



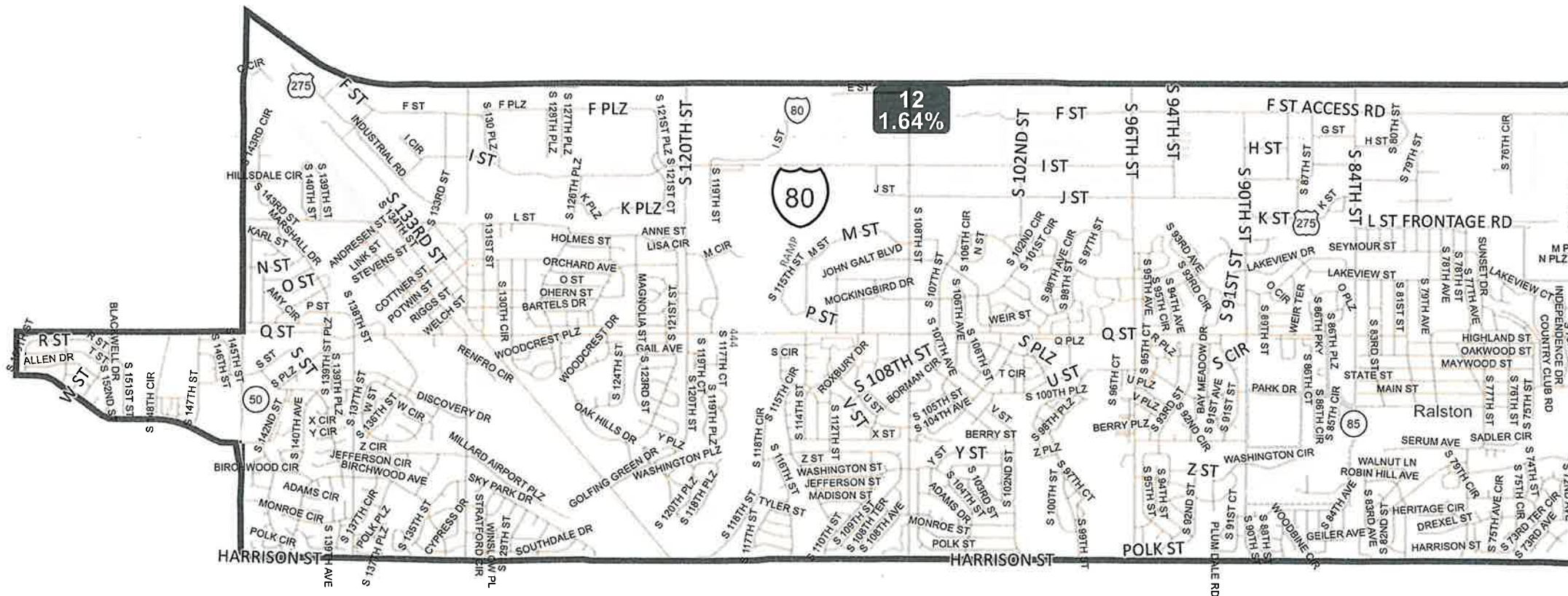
Created by - Legislative Research Office  
Source - U.S. Census Bureau  
Date - September 29 2021



©2021 CALIPER; ©2020 HERE

# Nebraska Legislative District 12 - LB3 - Final Reading (2021)

LEG21-39006-12



## District 12 Statistics

Field	Value
District	12
Population	40689
Deviation	658
% Deviation	1.64%
18+_Pop	31802
% 18+_Pop	78.16%
18+_Wht	24990
% 18+_Wht	78.58%
H18+_Pop	3671
% H18+_Pop	11.54%
18+_Blk	1464
% 18+_Blk	4.6%
18+_WhtBlk	179
% 18+_WhtBlk	0.56%
18+_Ind	201
% 18+_Ind	0.63%
18+_Asn	1123
% 18+_Asn	3.53%
18+_Hwn	59
% 18+_Hwn	0.19%
18+_Oth	1818
% 18+_Oth	5.72%

LEG21-39006-12  
U.S. Bureau of the Census (Population Data), 2020



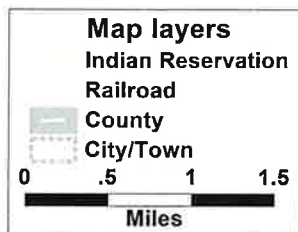
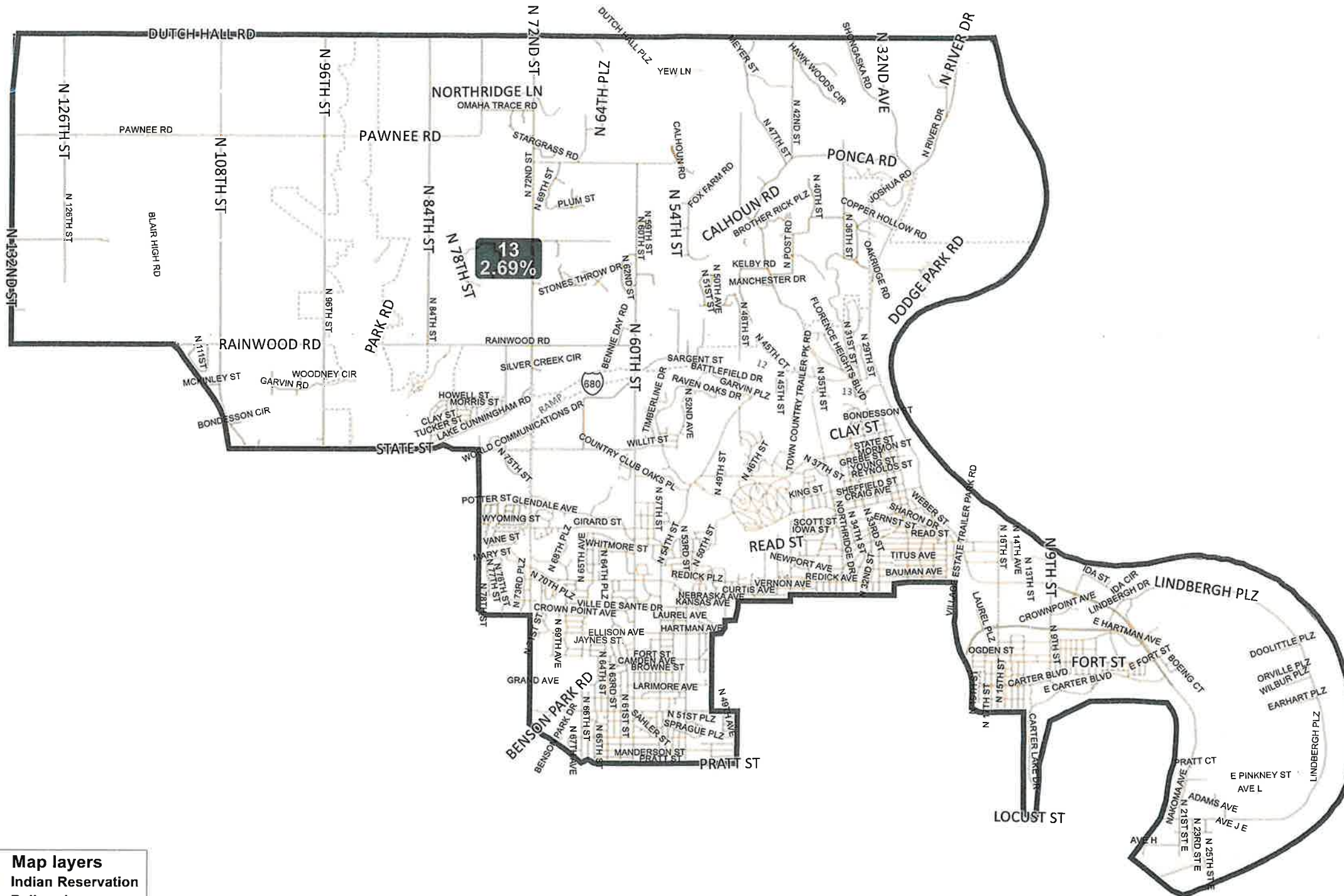
©2021 CALIPER; ©2020 HERE



Created by - Legislative Research Office  
Source - U.S. Census Bureau  
Date - September 29 2021

# Nebraska Legislative District 13 - LB3 - Final Reading (2021)

LEG21-39006-13



©2021 CALIPER; ©2020 HERE

## District 13 Statistics

Field	Value
District	13
Population	41106
Deviation	1,075
% Deviation	2.69%
18+_Pop	30252
% 18+_Pop	73.6%
18+_Wht	16169
% 18+_Wht	53.45%
H18+_Pop	2253
% H18+_Pop	7.45%
18+_Blk	8262
% 18+_Blk	27.31%
18+_WhtBlk	290
% 18+_WhtBlk	0.96%
18+_Ind	355
% 18+_Ind	1.17%
18+_Asn	2564
% 18+_Asn	8.48%
18+_Hwn	21
% 18+_Hwn	0.07%
18+_Oth	1231
% 18+_Oth	4.07%

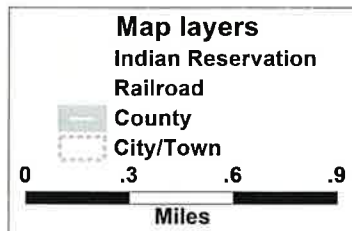
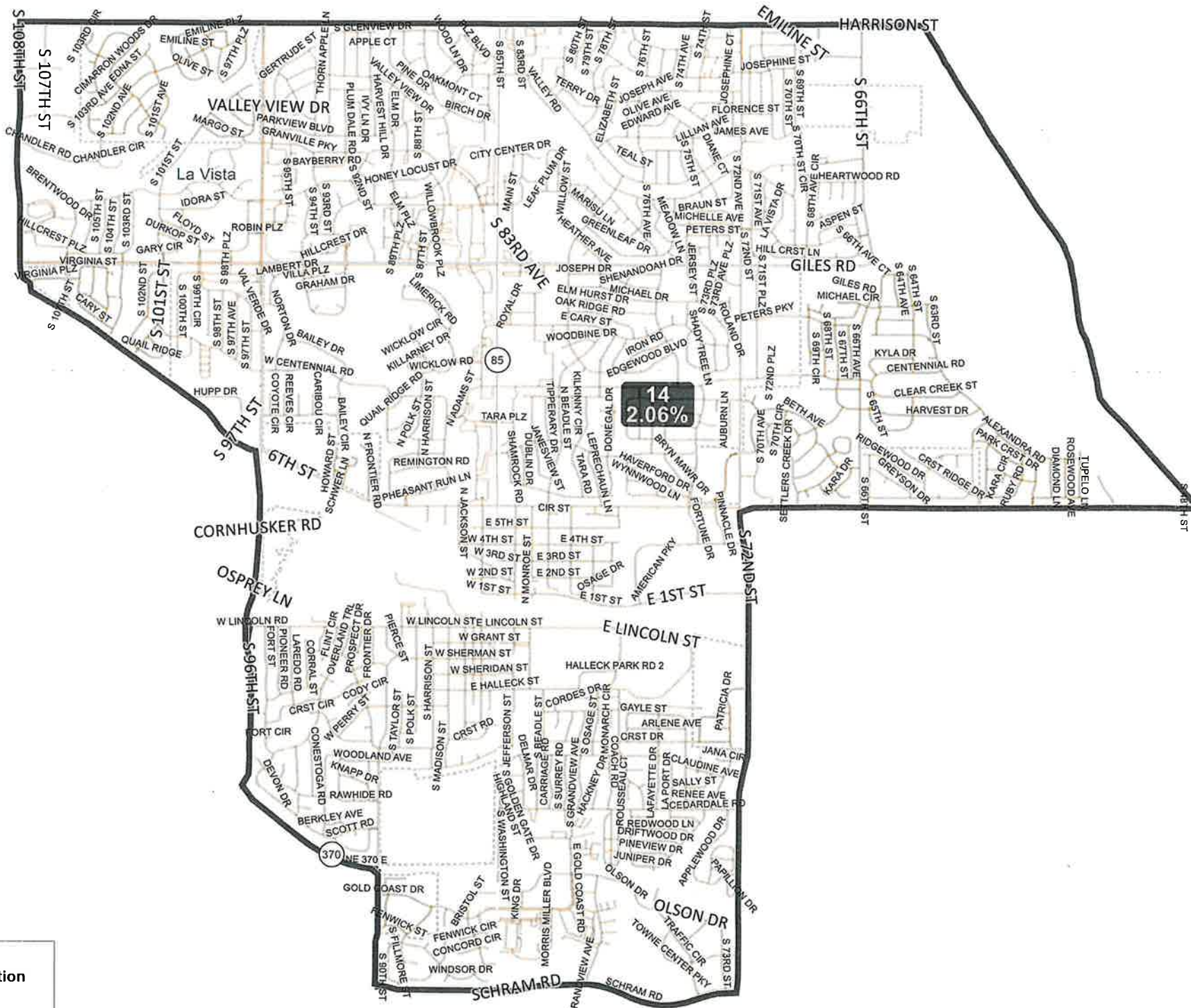
LEG21-39006-13  
 U.S. Bureau of the Census (Population Data), 2020



Created by - Legislative Research Office  
 Source - U.S. Census Bureau  
 Date - September 29 2021

# Nebraska Legislative District 14 - LB3 - Final Reading (2021)

LEG21-39006-14



©2021 CALIPER; ©2020 HERE

## District 14 Statistics

Field	Value
District	14
Population	40857
Deviation	826
% Deviation	2.06%
18+_Pop	30551
% 18+_Pop	74.78%
18+_Wht	25677
% 18+_Wht	84.05%
H18+_Pop	2328
% H18+_Pop	7.62%
18+_Blk	1122
% 18+_Blk	3.67%
18+_WhtBlk	209
% 18+_WhtBlk	0.68%
18+_Ind	129
% 18+_Ind	0.42%
18+_Asn	932
% 18+_Asn	3.05%
18+_Hwn	20
% 18+_Hwn	0.07%
18+_Oth	865
% 18+_Oth	2.83%

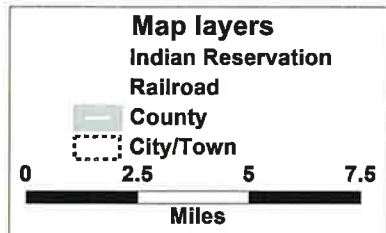
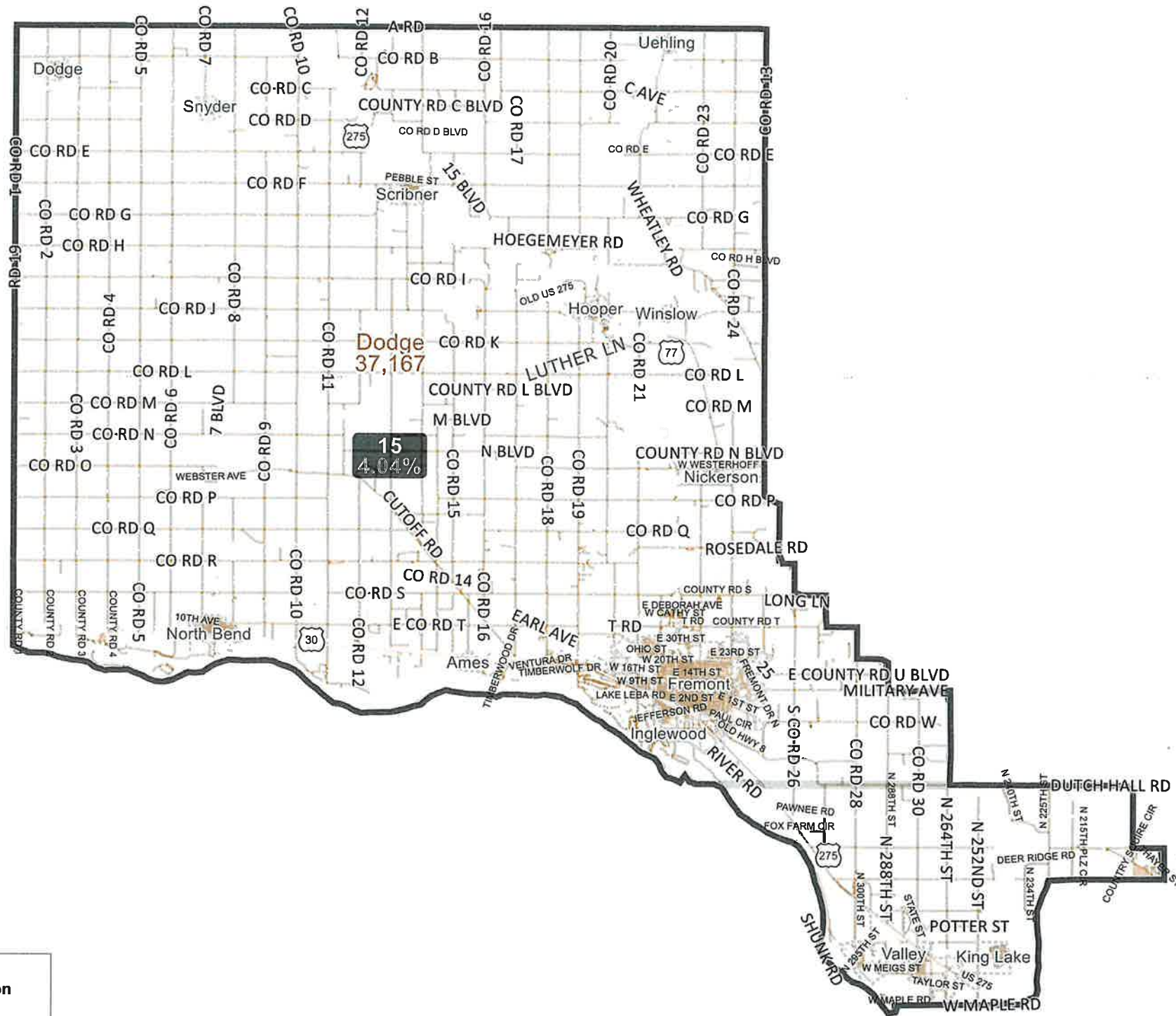
LEG21-39006-14  
 U.S. Bureau of the Census (Population Data), 2020



Created by - Legislative Research Office  
 Source - U.S. Census Bureau  
 Date - September 29 2021

# Nebraska Legislative District 15 - LB3 - Final Reading (2021)

LEG21-39006-15



©2021 CALIPER; ©2020 HERE

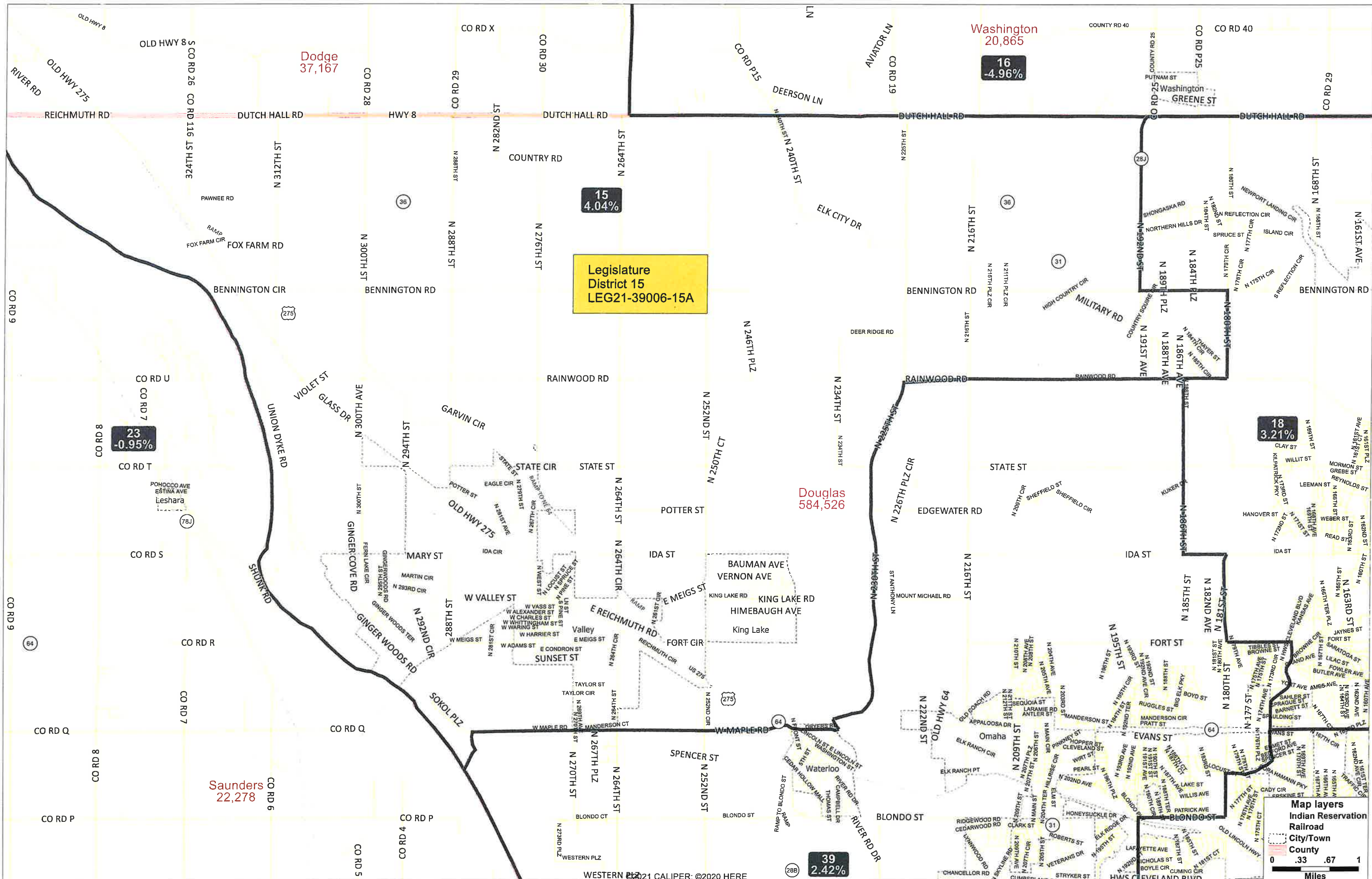
## District 15 Statistics

Field	Value
District	15
Population	41650
Deviation	1,619
% Deviation	4.04%
18+_Pop	31477
% 18+_Pop	75.58%
18+_Wht	27132
% 18+_Wht	86.2%
H18+_Pop	3707
% H18+_Pop	11.78%
18+_Blk	208
% 18+_Blk	0.66%
18+_WhtBlk	66
% 18+_WhtBlk	0.21%
18+_Ind	254
% 18+_Ind	0.81%
18+_Asn	179
% 18+_Asn	0.57%
18+_Hwn	15
% 18+_Hwn	0.05%
18+_Oth	2032
% 18+_Oth	6.46%

LEG21-39006-15  
U.S. Bureau of the Census (Population Data), 2020

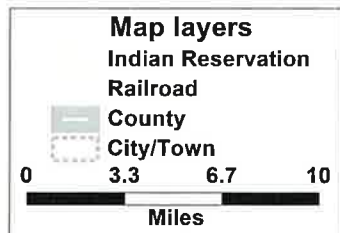
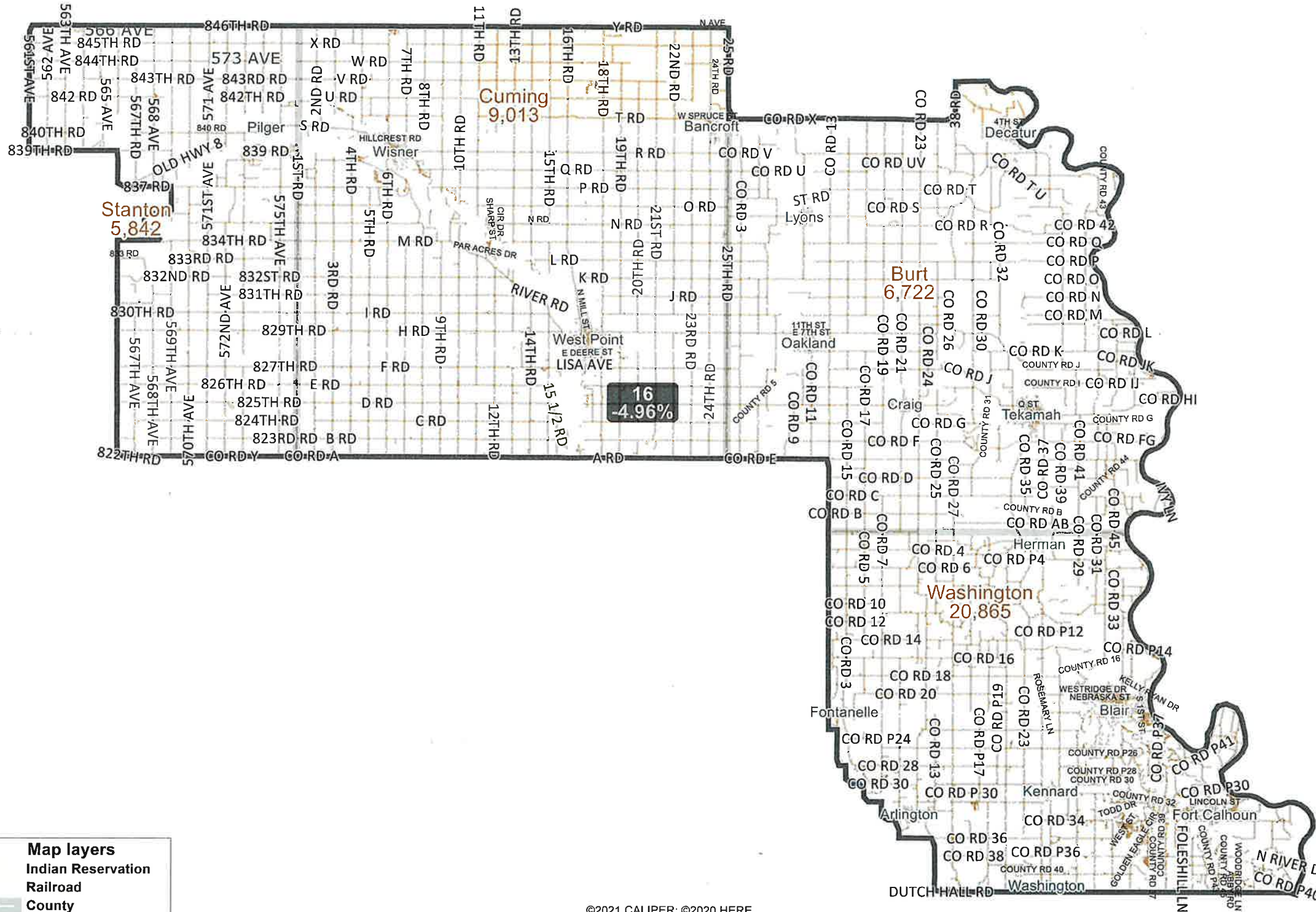


Created by - Legislative Research Office  
Source - U.S. Census Bureau  
Date - September 29 2021



# Nebraska Legislative District 16 - LB3 - Final Reading (2021)

LEG21-39006-16



©2021 CALIPER; ©2020 HERE

## District 16 Statistics

Field	Value
District	16
Population	38045
Deviation	-1,986
% Deviation	-4.96%
18+_Pop	28935
% 18+_Pop	76.05%
18+_Wht	27021
% 18+_Wht	93.39%
H18+_Pop	1162
% H18+_Pop	4.02%
18+_Blk	83
% 18+_Blk	0.29%
18+_WhtBlk	81
% 18+_WhtBlk	0.28%
18+_Ind	155
% 18+_Ind	0.54%
18+_Asn	107
% 18+_Asn	0.37%
18+_Hwn	22
% 18+_Hwn	0.08%
18+_Oth	635
% 18+_Oth	2.19%

LEG21-39006-16  
U.S. Bureau of the Census (Population Data), 2020

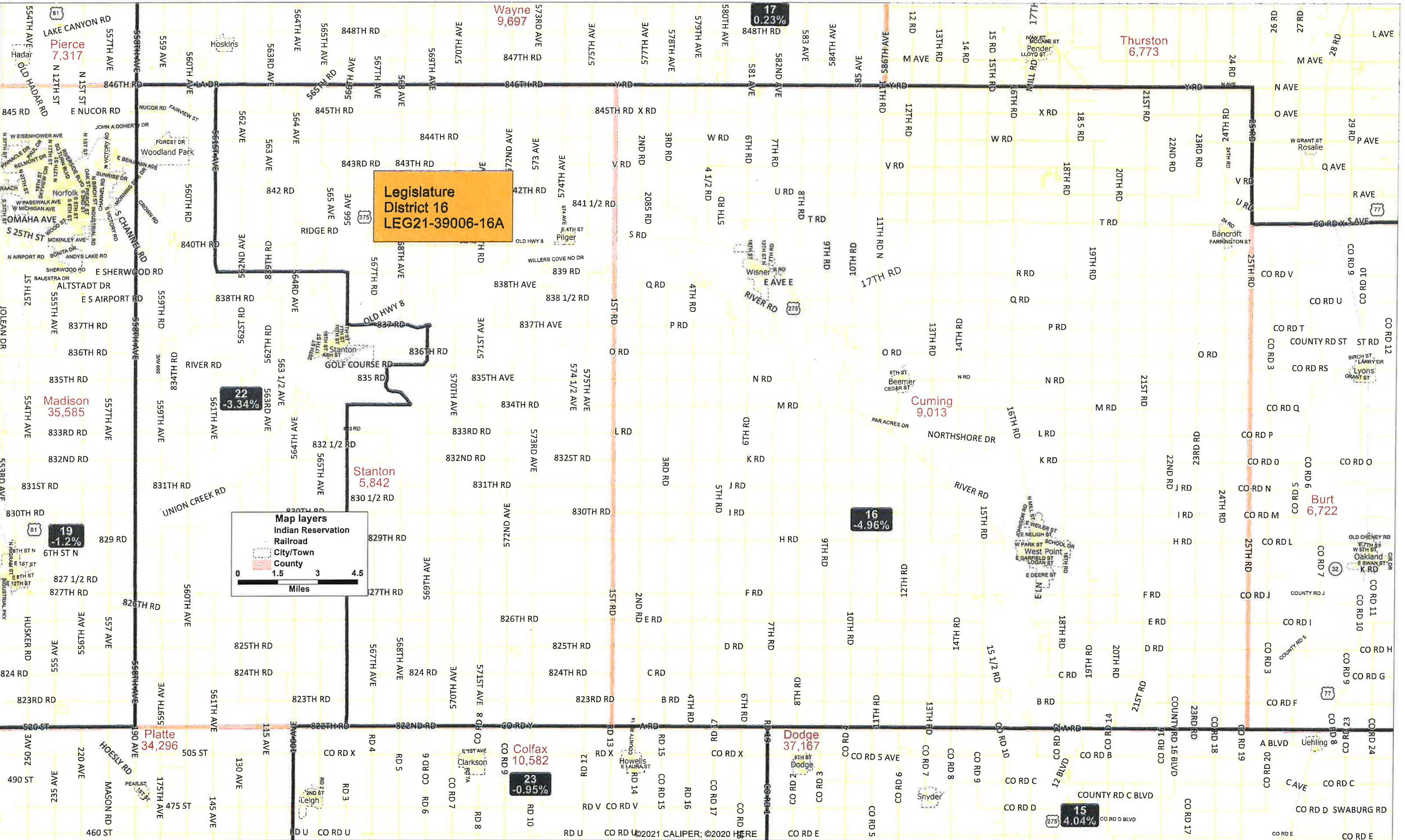


Created by - Legislative Research Office  
Source - U.S. Census Bureau  
Date - September 29 2021

**Legislature District 16**  
**LEG21-39006-16A**

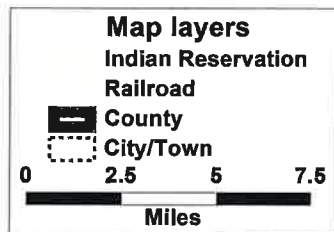
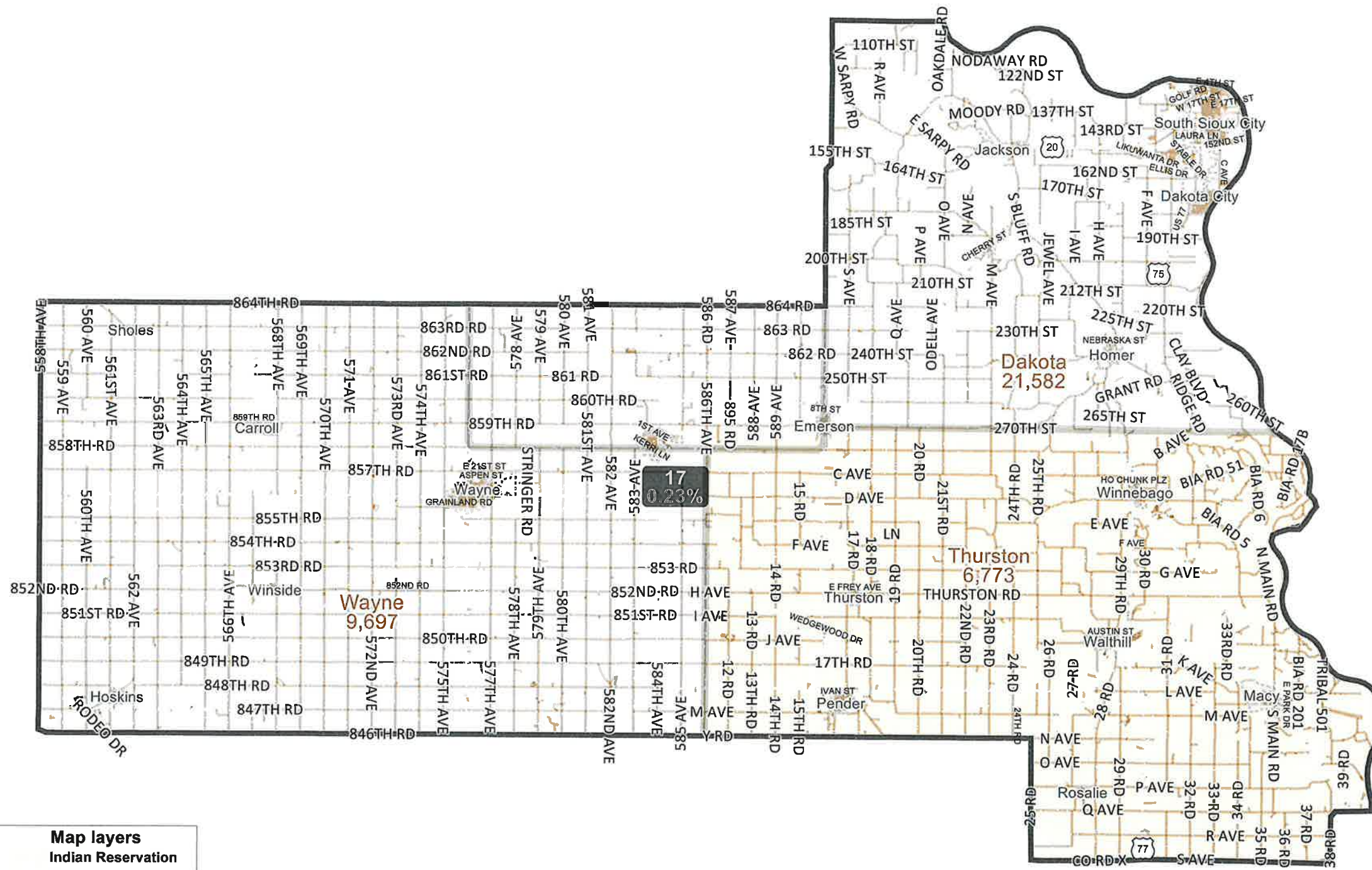
**Map layers**  
Indian Reservation  
Railroad  
City/Town  
County

Miles



# Nebraska Legislative District 17 - LB3 - Final Reading (2021)

LEG21-39006-17



©2021 CALIPER; ©2020 HERE

## District 17 Statistics

Field	Value
District	17
Population	40122
Deviation	91
% Deviation	0.23%
18+_Pop	29050
% 18+_Pop	72.4%
18+_Wht	18076
% 18+_Wht	62.22%
H18+_Pop	6671
% H18+_Pop	22.96%
18+_Blk	1377
% 18+_Blk	4.74%
18+_WhtBlk	92
% 18+_WhtBlk	0.32%
18+_Ind	2804
% 18+_Ind	9.65%
18+_Asn	585
% 18+_Asn	2.01%
18+_Hwn	101
% 18+_Hwn	0.35%
18+_Oth	3482
% 18+_Oth	11.99%

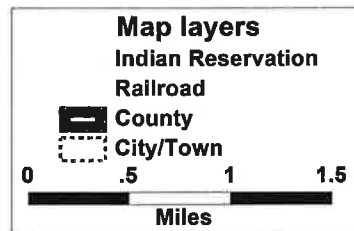
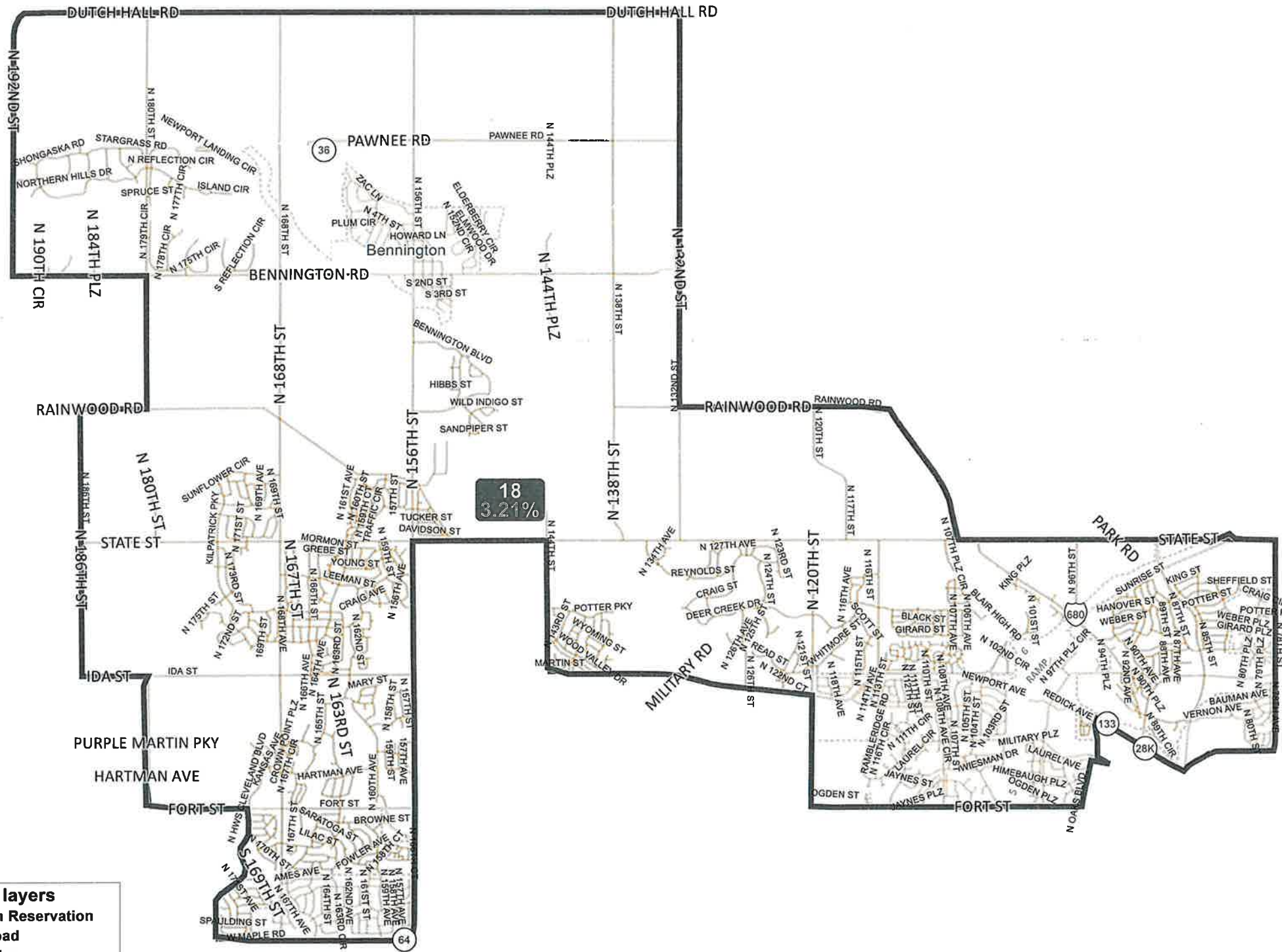
LEG21-39006-17  
 U.S. Bureau of the Census (Population Data), 2020



Created by - Legislative Research Office  
 Source - U.S. Census Bureau  
 Date - September 29 2021

# Nebraska Legislative District 18 - LB3 - Final Reading (2021)

LEG21-39006-18



©2021 CALIPER; ©2020 HERE

## District 18 Statistics

Field	Value
District	18
Population	41317
Deviation	1,286
% Deviation	3.21%
18+_Pop	29280
% 18+_Pop	70.87%
18+_Wht	21752
% 18+_Wht	74.29%
H18+_Pop	1519
% H18+_Pop	5.19%
18+_Blk	3331
% 18+_Blk	11.38%
18+_WhtBlk	237
% 18+_WhtBlk	0.81%
18+_Ind	149
% 18+_Ind	0.51%
18+_Asn	1876
% 18+_Asn	6.41%
18+_Hwn	23
% 18+_Hwn	0.08%
18+_Oth	666
% 18+_Oth	2.27%

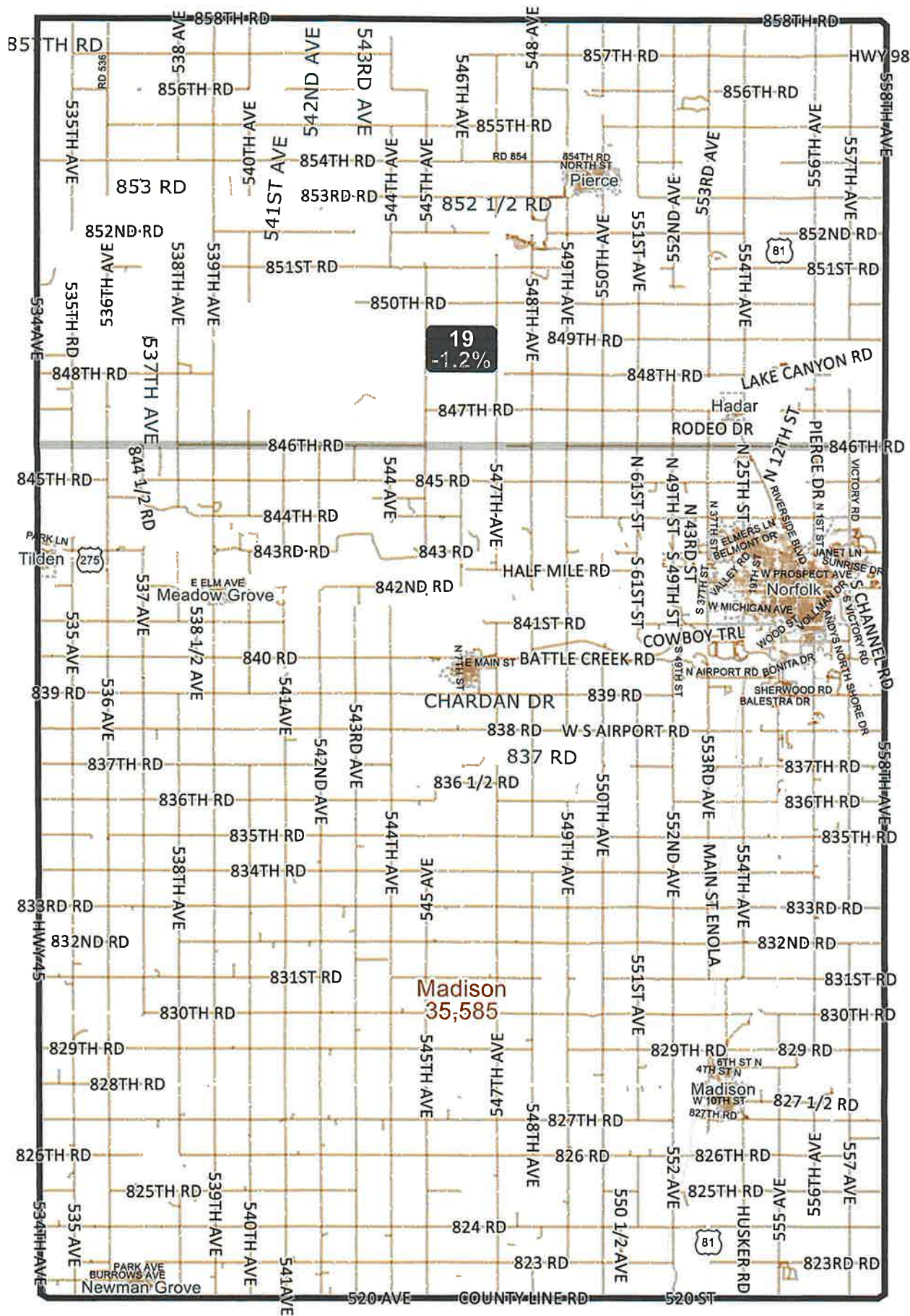
LEG21-39006-18  
 U.S. Bureau of the Census (Population Data), 2020



Created by - Legislative Research Office  
 Source - U.S. Census Bureau  
 Date - September 29 2021

# Nebraska Legislative District 19 - LB3 - Final Reading (2021)

LEG21-39006-19



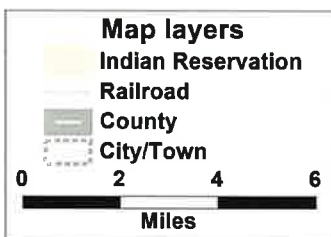
## District 19 Statistics

Field	Value
District	19
Population	39550
Deviation	-481
% Deviation	-1.2%
18+_Pop	29672
% 18+_Pop	75.02%
18+_Wht	25293
% 18+_Wht	85.24%
H18+_Pop	3467
% H18+_Pop	11.68%
18+_Blk	309
% 18+_Blk	1.04%
18+_WhtBlk	64
% 18+_WhtBlk	0.22%
18+_Ind	335
% 18+_Ind	1.13%
18+_Asn	325
% 18+_Asn	1.1%
18+_Hwn	9
% 18+_Hwn	0.03%
18+_Oth	1756
% 18+_Oth	5.92%

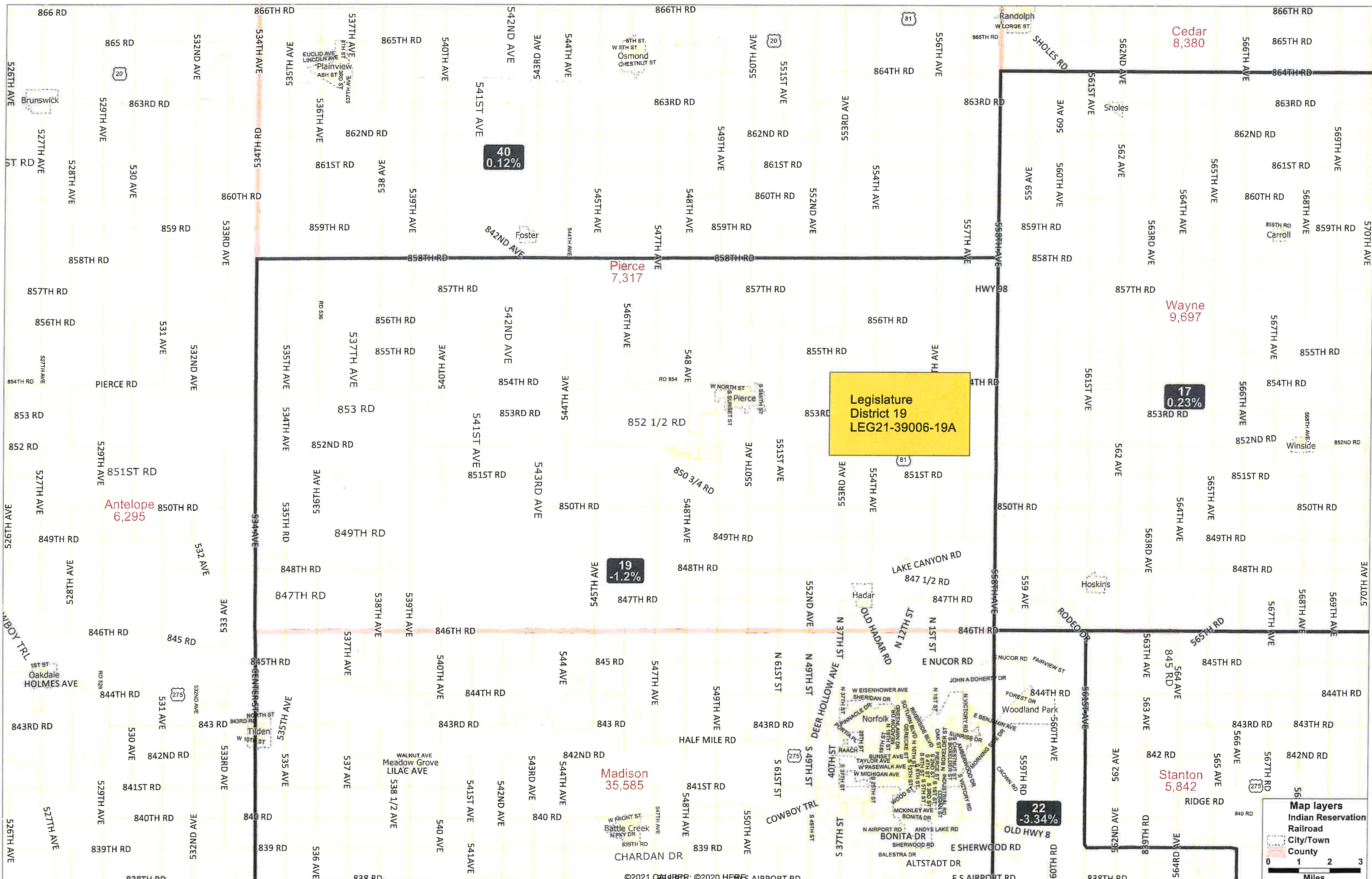
LEG21-39006-19  
U.S. Bureau of the Census  
(Population Data), 2020



Created by - Legislative Research Office  
Source - U.S. Census Bureau  
Date - September 29, 2021



©2021 CALIPER; ©2020 HERE



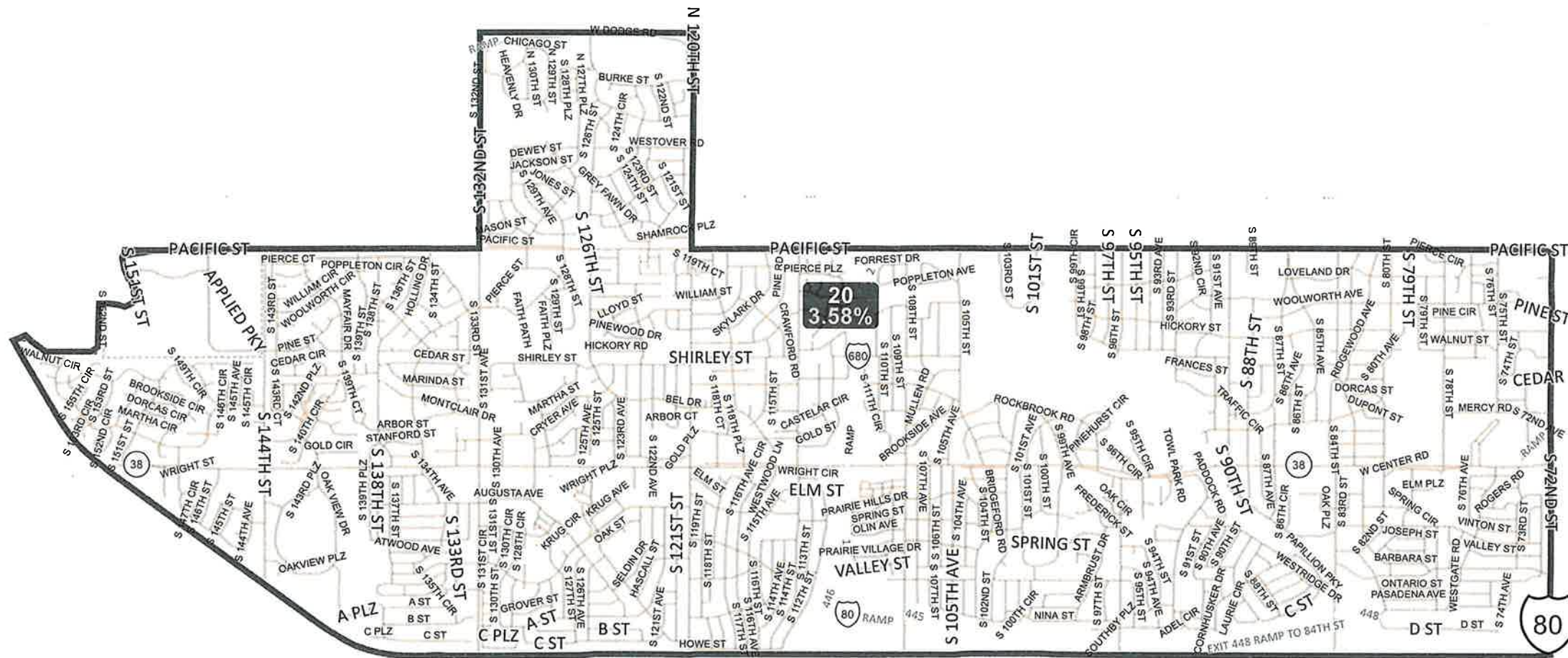
Legislature District 19  
LEG21-39006-19A

**Map layers**  
Indian Reservation  
Railroad  
City/Town  
County

Miles

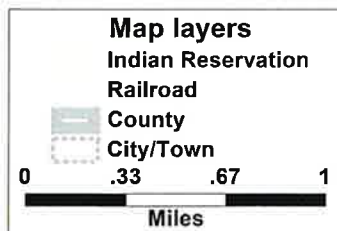
# Nebraska Legislative District 20 - LB3 - Final Reading (2021)

LEG21-39006-20



## District 20 Statistics

Field	Value
District	20
Population	41464
Deviation	1,433
% Deviation	3.58%
18+_Pop	31968
% 18+_Pop	77.1%
18+_Wht	27686
% 18+_Wht	86.61%
H18+_Pop	1753
% H18+_Pop	5.48%
18+_Blk	998
% 18+_Blk	3.12%
18+_WhtBlk	130
% 18+_WhtBlk	0.41%
18+_Ind	127
% 18+_Ind	0.4%
18+_Asn	865
% 18+_Asn	2.71%
18+_Hwn	31
% 18+_Hwn	0.1%
18+_Oth	679
% 18+_Oth	2.12%



©2021 CALIPER; ©2020 HERE

LEG21-39006-20  
 U.S. Bureau of the Census (Population Data), 2020



Created by - Legislative Research Office  
 Source - U.S. Census Bureau  
 Date - September 29 2021

# Nebraska Legislative District 21 - LB3 - Final Reading (2021)

LEG21-39006-21

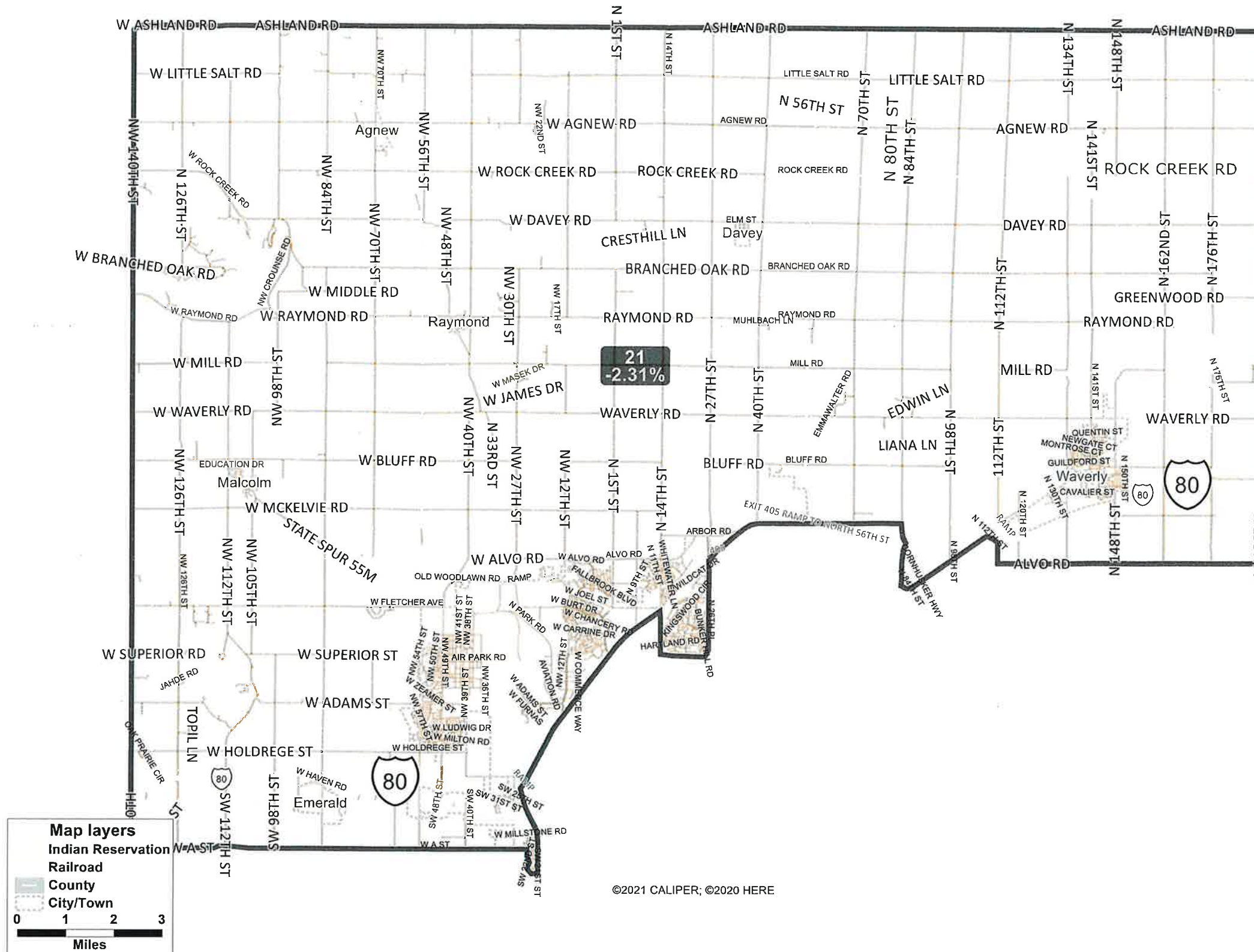
## District 21 Statistics

Field	Value
District	21
Population	39105
Deviation	-926
% Deviation	-2.31%
18+_Pop	28418
% 18+_Pop	72.67%
18+_Wht	23589
% 18+_Wht	83.01%
H18+_Pop	1537
% H18+_Pop	5.41%
18+_Blk	977
% 18+_Blk	3.44%
18+_WhtBlk	167
% 18+_WhtBlk	0.59%
18+_Ind	174
% 18+_Ind	0.61%
18+_Asn	1673
% 18+_Asn	5.89%
18+_Hwn	21
% 18+_Hwn	0.07%
18+_Oth	626
% 18+_Oth	2.2%

LEG21-39006-21  
U.S. Bureau of the Census (Population Data), 2020



Created by - Legislative Research Office  
Source - U.S. Census Bureau  
Date - September 29 2021

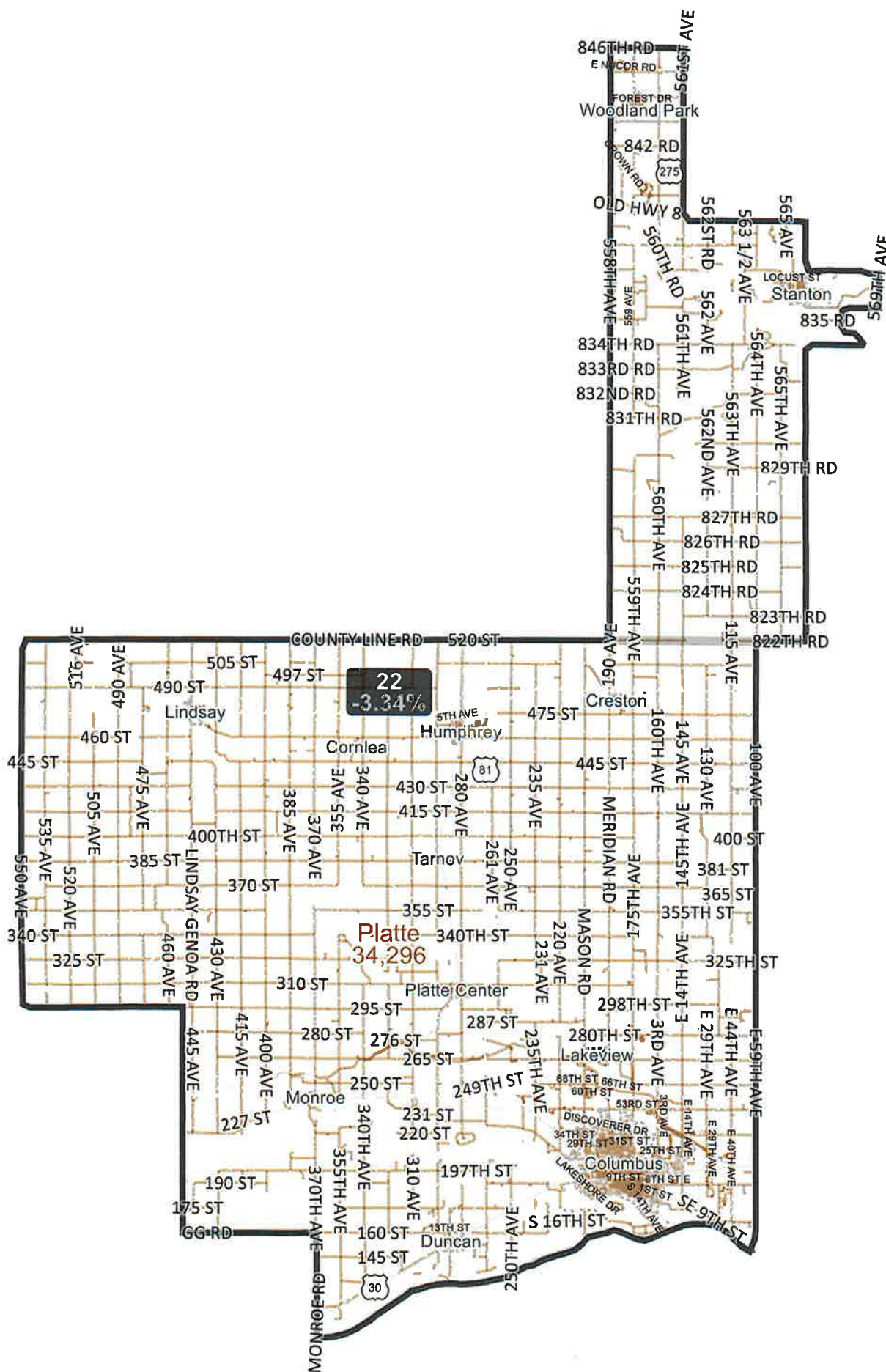


**Map layers**  
 Indian Reservation  
 Railroad  
 County  
 City/Town

Miles

# Nebraska Legislative District 22 - LB3 - Final Reading (2021)

LEG21-39006-22



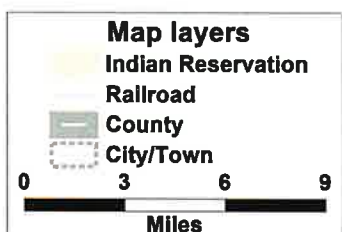
## District 22 Statistics

Field	Value
District	22
Population	38693
Deviation	-1,338
% Deviation	-3.34%
18+_Pop	28527
% 18+_Pop	73.73%
18+_Wht	23445
% 18+_Wht	82.19%
H18+_Pop	4769
% H18+_Pop	16.72%
18+_Blk	268
% 18+_Blk	0.94%
18+_WhtBlk	62
% 18+_WhtBlk	0.22%
18+_Ind	203
% 18+_Ind	0.71%
18+_Asn	161
% 18+_Asn	0.56%
18+_Hwn	5
% 18+_Hwn	0.02%
18+_Oth	2476
% 18+_Oth	8.68%

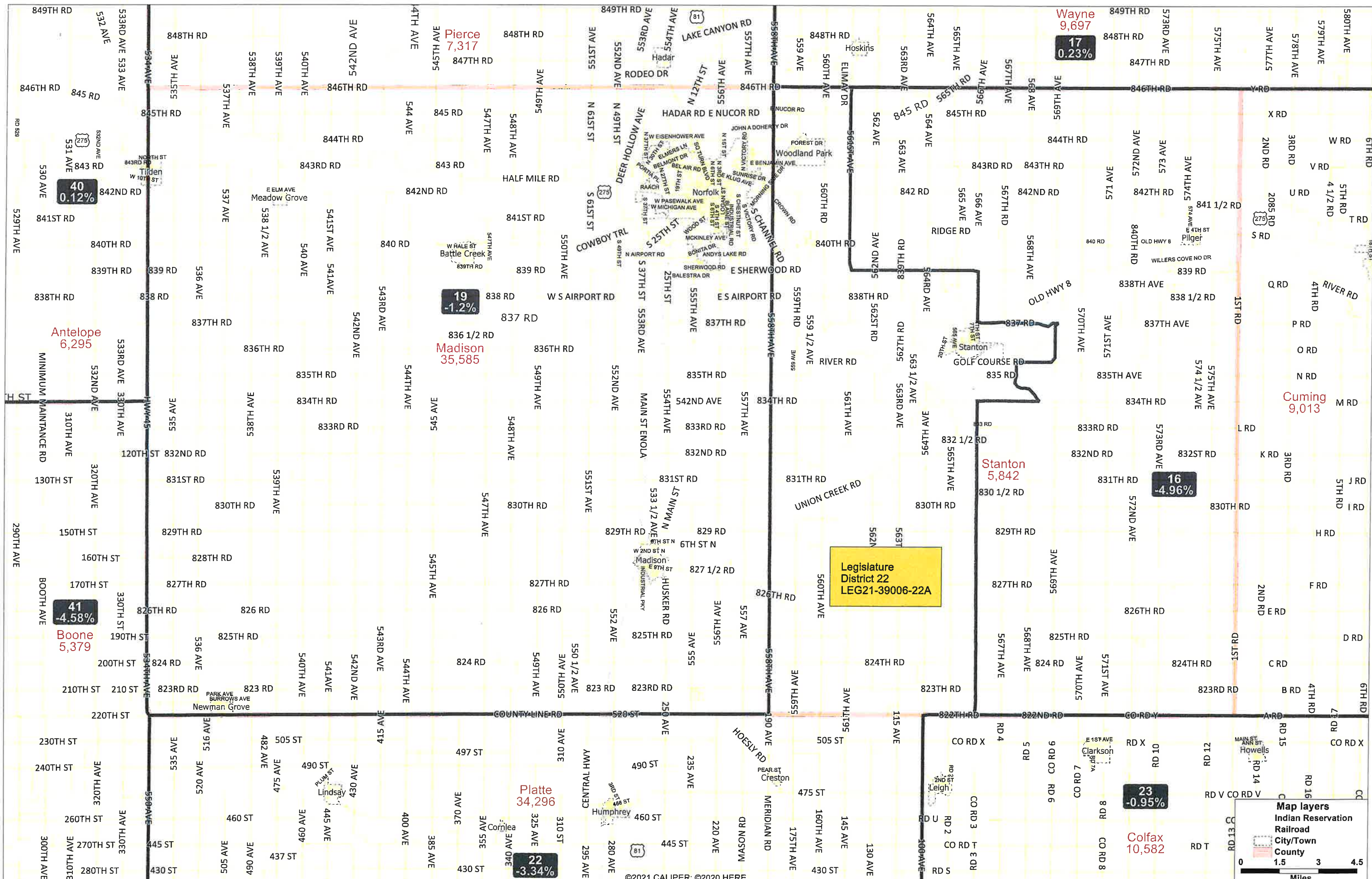
LEG21-39006-22  
U.S. Bureau of the Census  
(Population Data), 2020



Created by - Legislative Research Office  
Source - U.S. Census Bureau  
Date - September 29, 2021



©2021 CALIPER; ©2020 HERE



Wayne  
9,697  
17  
0.23%

Pierce  
7,317

19  
-1.2%

Madison  
35,585

40  
0.12%

Antelope  
6,295

41  
-4.58%

Boone  
5,379

Cuming  
9,013

16  
-4.96%

Stanton  
5,842

Legislature  
District 22  
LEG21-39006-22A

23  
-0.95%

Colfax  
10,582

Platte  
34,296

22  
-3.34%

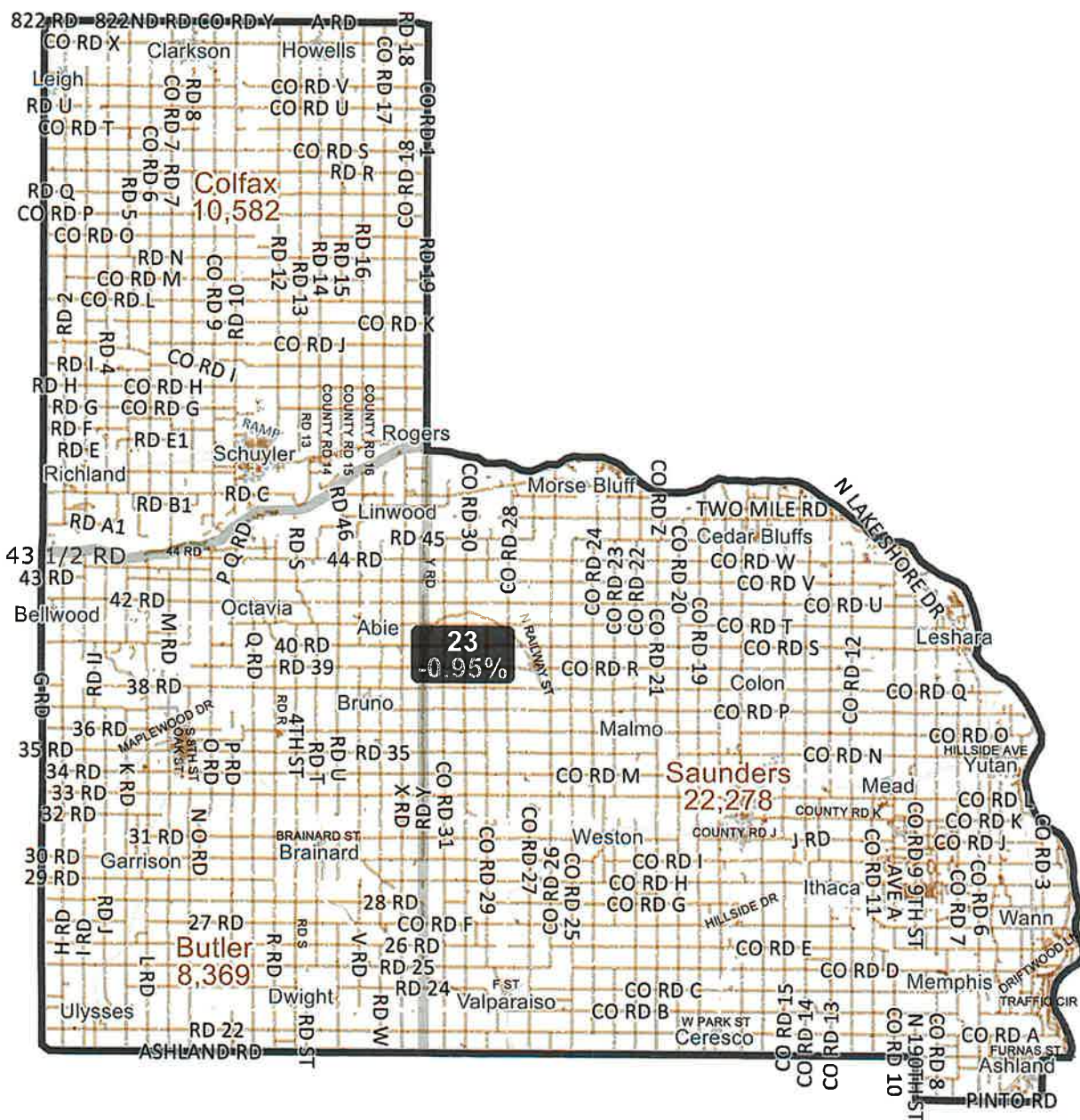
**Map layers**

- Indian Reservation
- Railroad
- City/Town
- County

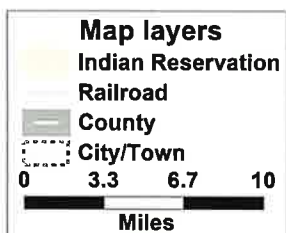
0 1.5 3 4.5  
Miles

# Nebraska Legislative District 23 - LB3 - Final Reading (2021)

LEG21-39006-23



Wayne Plan D2-Lnocaster View  
9/09/2021



©2021 CALIPER; ©2020 HERE

## District 23 Statistics

Field	Value
District	23
Population	39651
Deviation	-380
% Deviation	-0.95%
18+_Pop	29126
% 18+_Pop	73.46%
18+_Wht	24894
% 18+_Wht	85.47%
H18+_Pop	3560
% H18+_Pop	12.22%
18+_Blk	332
% 18+_Blk	1.14%
18+_WhtBlk	60
% 18+_WhtBlk	0.21%
18+_Ind	264
% 18+_Ind	0.91%
18+_Asn	103
% 18+_Asn	0.35%
18+_Hwn	1
% 18+_Hwn	0%
18+_Oth	2183
% 18+_Oth	7.5%

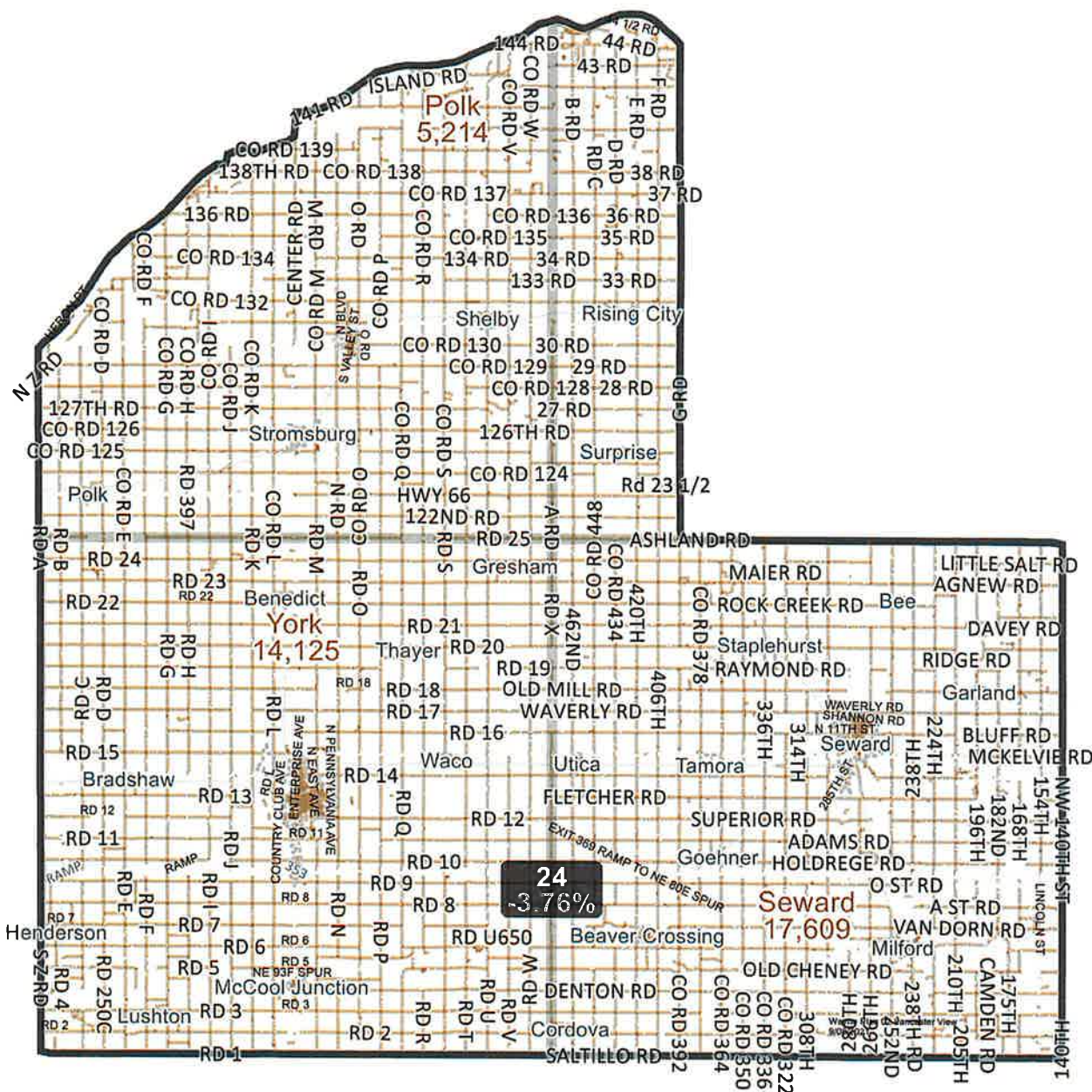
LEG21-39006-23  
U.S. Bureau of the Census  
(Population Data), 2020



Created by - Legislative Research Office  
Source - U.S. Census Bureau  
Date - September 29, 2021

# Nebraska Legislative District 24 - LB3 - Final Reading (2021)

LEG21-39006-24



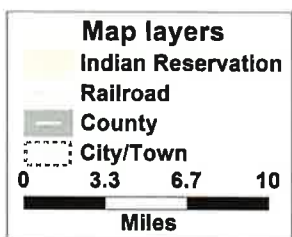
## District 24 Statistics

Field	Value
District	24
Population	38526
Deviation	-1,505
% Deviation	-3.76%
18+_Pop	29586
% 18+_Pop	76.79%
18+_Wht	27673
% 18+_Wht	93.53%
H18+_Pop	1059
% H18+_Pop	3.58%
18+_Blk	222
% 18+_Blk	0.75%
18+_WhtBlk	68
% 18+_WhtBlk	0.23%
18+_Ind	122
% 18+_Ind	0.41%
18+_Asn	130
% 18+_Asn	0.44%
18+_Hwn	5
% 18+_Hwn	0.02%
18+_Oth	496
% 18+_Oth	1.68%

LEG21-39006-24  
 U.S. Bureau of the Census  
 (Population Data), 2020

**LEGISLATIVE RESEARCH OFFICE**

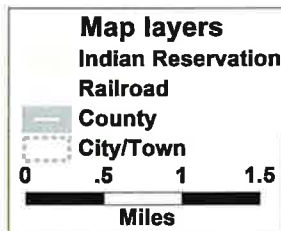
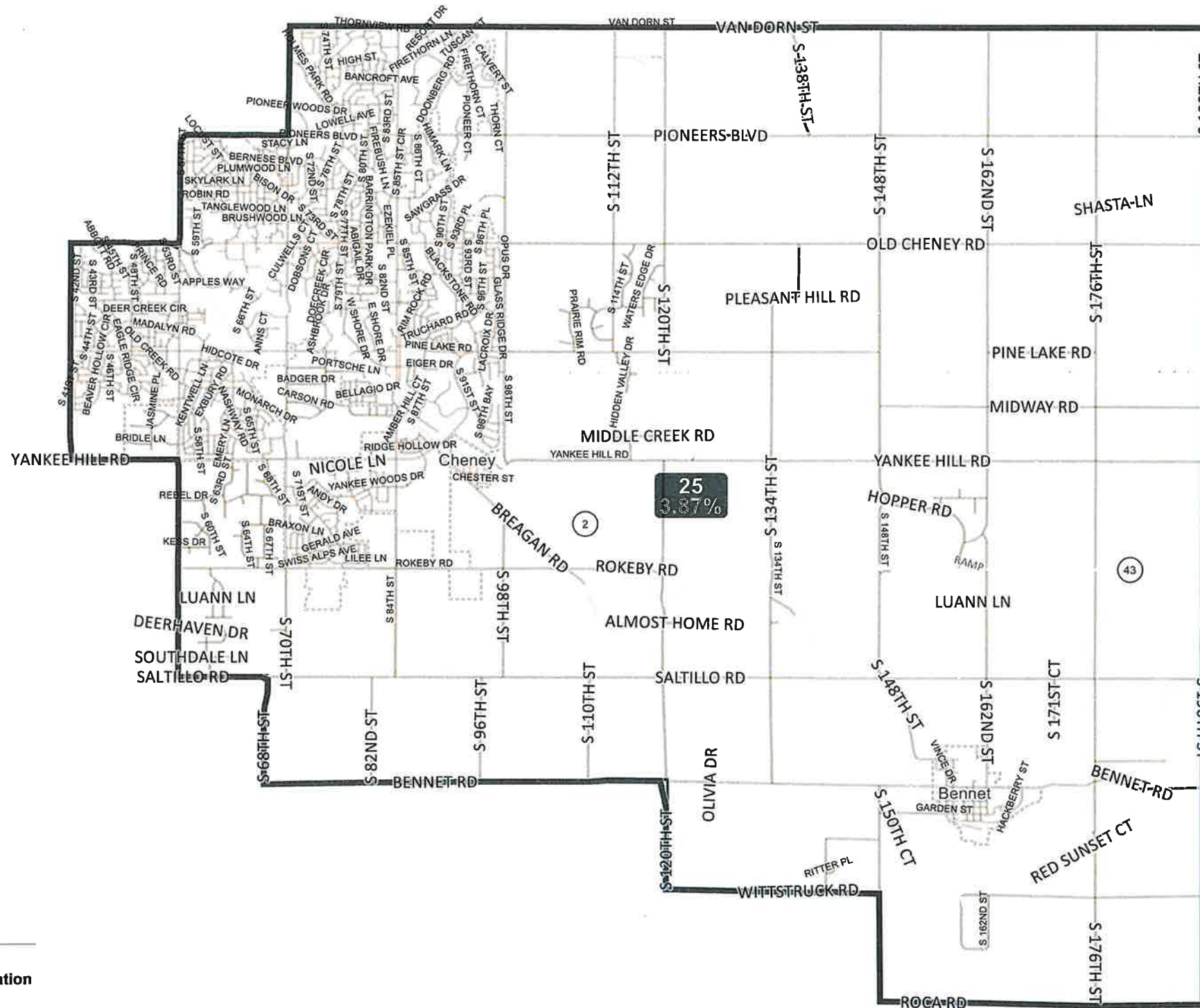
Created by - Legislative Research Office  
 Source - U.S. Census Bureau  
 Date - September 29, 2021



©2021 CALIPER; ©2020 HERE

# Nebraska Legislative District 25 - LB3 - Final Reading (2021)

LEG21-39006-25



©2021 CALIPER; ©2020 HERE

## District 25 Statistics

Field	Value
District	25
Population	41582
Deviation	1,551
% Deviation	3.87%
18+_Pop	31328
% 18+_Pop	75.34%
18+_Wht	28319
% 18+_Wht	90.4%
H18+_Pop	896
% H18+_Pop	2.86%
18+_Blk	397
% 18+_Blk	1.27%
18+_WhtBlk	124
% 18+_WhtBlk	0.4%
18+_Ind	76
% 18+_Ind	0.24%
18+_Asn	1104
% 18+_Asn	3.52%
18+_Hwn	10
% 18+_Hwn	0.03%
18+_Oth	271
% 18+_Oth	0.87%

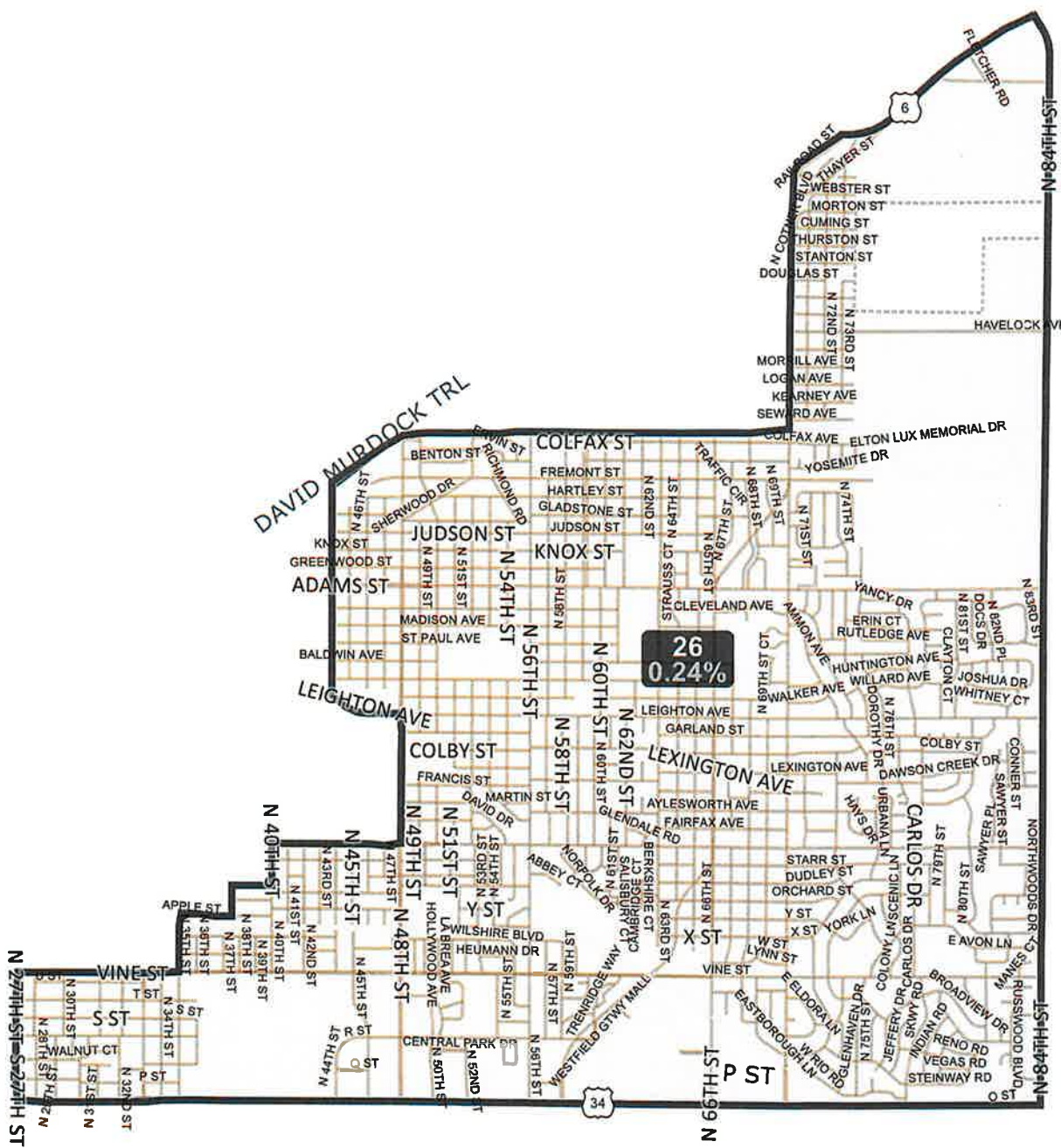
LEG21-39006-25  
 U.S. Bureau of the Census (Population Data), 2020



Created by - Legislative Research Office  
 Source - U.S. Census Bureau  
 Date - September 29 2021

# Nebraska Legislative District 26 - LB3 - Final Reading (2021)

LEG21-39006-26



## District 26 Statistics

Field	Value
District	26
Population	40127
Deviation	96
% Deviation	0.24%
18+_Pop	31534
% 18+_Pop	78.59%
18+_Wht	26085
% 18+_Wht	82.72%
H18+_Pop	2297
% H18+_Pop	7.28%
18+_Blk	1193
% 18+_Blk	3.78%
18+_WhtBlk	275
% 18+_WhtBlk	0.87%
18+_Ind	264
% 18+_Ind	0.84%
18+_Asn	1124
% 18+_Asn	3.56%
18+_Hwn	25
% 18+_Hwn	0.08%
18+_Oth	1037
% 18+_Oth	3.29%

LEG21-39006-26  
U.S. Bureau of the Census  
(Population Data), 2020



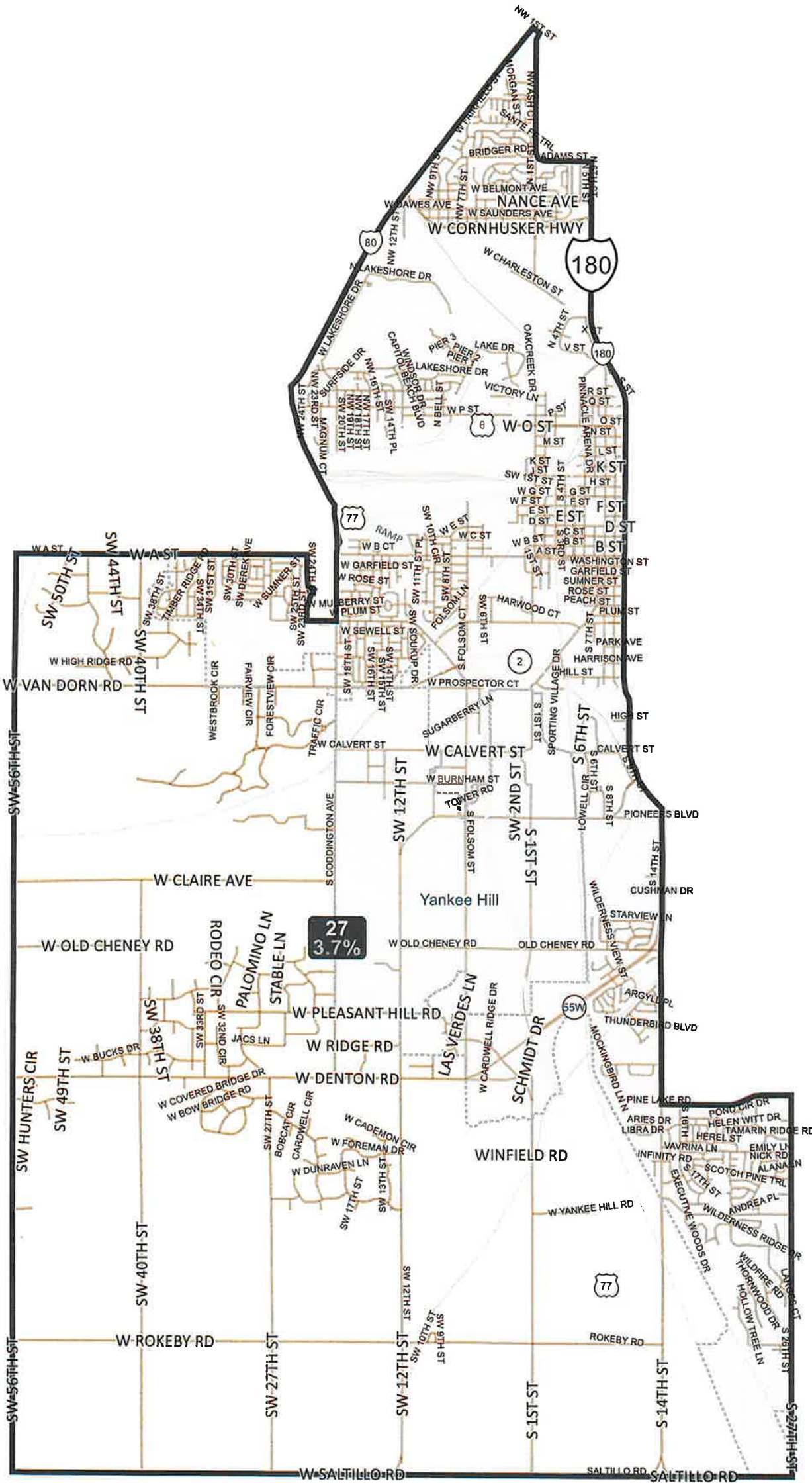
Created by - Legislative Research Office  
Source - U.S. Census Bureau  
Date - September 29, 2021



©2021 CALIPER; ©2020 HERE

# Nebraska Legislative District 27 - LB3 - Final Reading (2021)

LEG21-39006-27



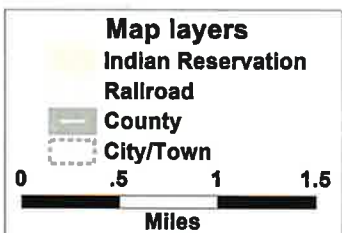
## District 27 Statistics

Field	Value
District	27
Population	41511
Deviation	1,480
% Deviation	3.7%
18+_Pop	31725
% 18+_Pop	76.43%
18+_Wht	23630
% 18+_Wht	74.48%
H18+_Pop	3680
% H18+_Pop	11.6%
18+_Blk	2069
% 18+_Blk	6.52%
18+_WhtBlk	224
% 18+_WhtBlk	0.71%
18+_Ind	403
% 18+_Ind	1.27%
18+_Asn	1612
% 18+_Asn	5.08%
18+_Hwn	25
% 18+_Hwn	0.08%
18+_Oth	1888
% 18+_Oth	5.95%

LEG21-39006-27  
 U.S. Bureau of the Census  
 (Population Data), 2020



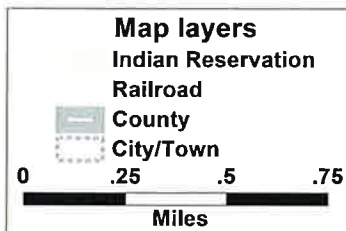
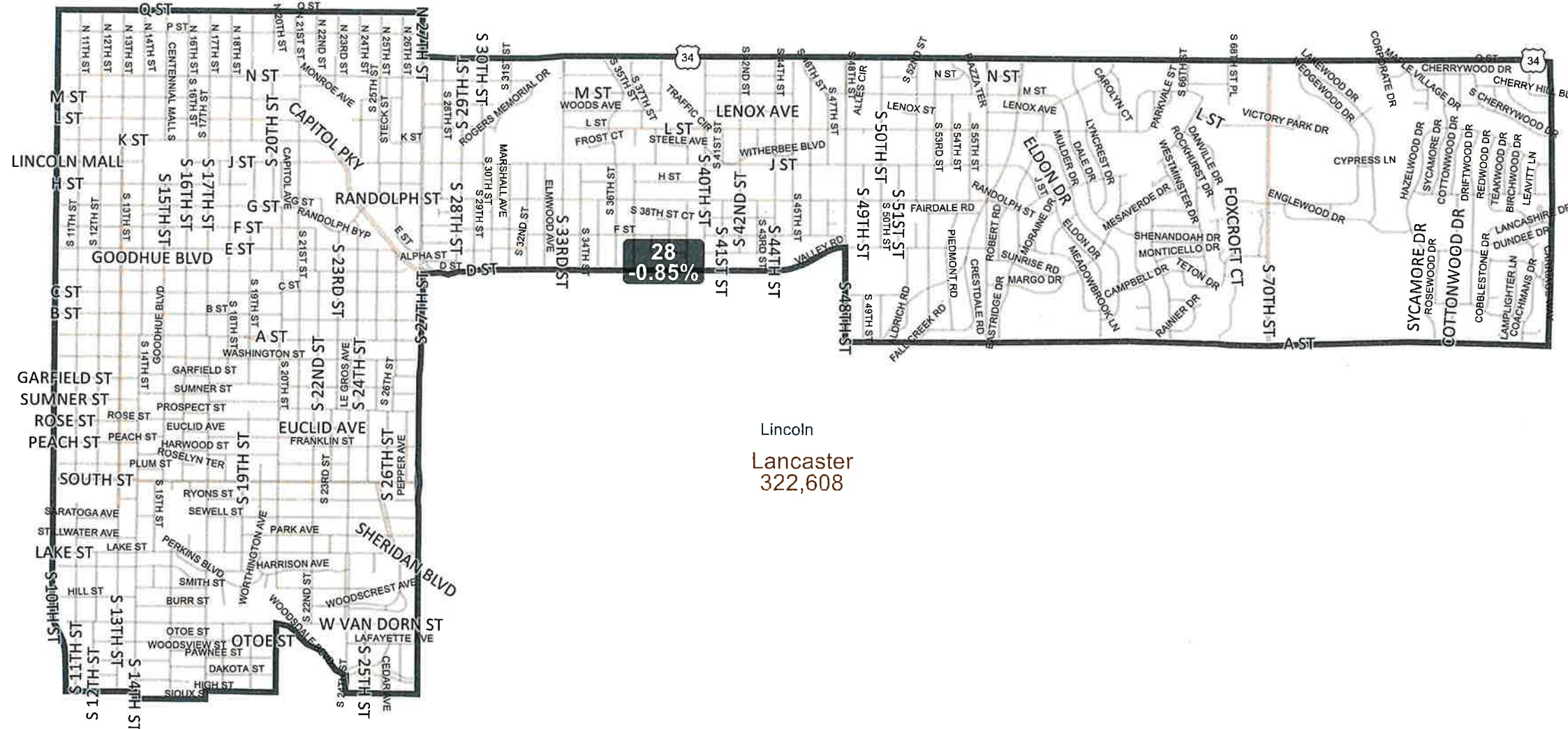
Created by - Legislative Research Office  
 Source - U.S. Census Bureau  
 Date - September 29, 2021



©2021 CALIPER; ©2020 HERE

# Nebraska Legislative District 28 - LB3 - Final Reading (2021)

LEG21-39006-28



©2021 CALIPER; ©2020 HERE

## District 28 Statistics

Field	Value
District	28
Population	39692
Deviation	-339
% Deviation	-0.85%
18+_Pop	31436
% 18+_Pop	79.2%
18+_Wht	24336
% 18+_Wht	77.41%
H18+_Pop	2701
% H18+_Pop	8.59%
18+_Blk	1821
% 18+_Blk	5.79%
18+_WhtBlk	306
% 18+_WhtBlk	0.97%
18+_Ind	373
% 18+_Ind	1.19%
18+_Asn	1473
% 18+_Asn	4.69%
18+_Hwn	38
% 18+_Hwn	0.12%
18+_Oth	1306
% 18+_Oth	4.15%

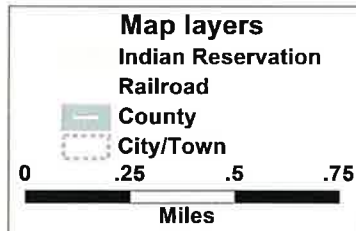
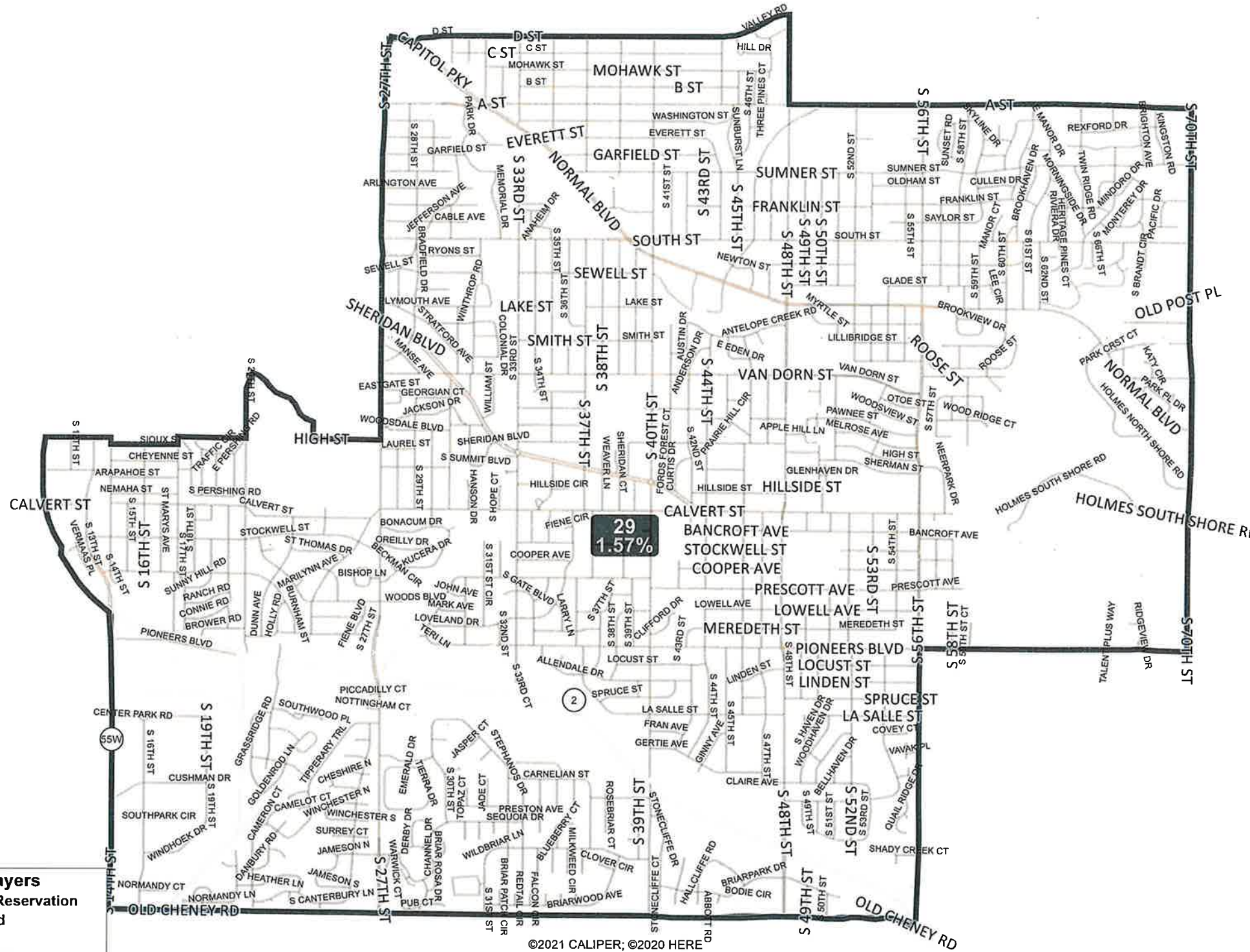
LEG21-39006-28  
U.S. Bureau of the Census (Population Data), 2020



Created by - Legislative Research Office  
Source - U.S. Census Bureau  
Date - September 29 2021

# Nebraska Legislative District 29 - LB3 - Final Reading (2021)

LEG21-39006-29



## District 29 Statistics

Field	Value
District	29
Population	40661
Deviation	630
% Deviation	1.57%
18+_Pop	31944
% 18+_Pop	78.56%
18+_Wht	27793
% 18+_Wht	87.01%
H18+_Pop	1690
% H18+_Pop	5.29%
18+_Blk	879
% 18+_Blk	2.75%
18+_WhtBlk	229
% 18+_WhtBlk	0.72%
18+_Ind	208
% 18+_Ind	0.65%
18+_Asn	671
% 18+_Asn	2.1%
18+_Hwn	33
% 18+_Hwn	0.1%
18+_Oth	734
% 18+_Oth	2.3%

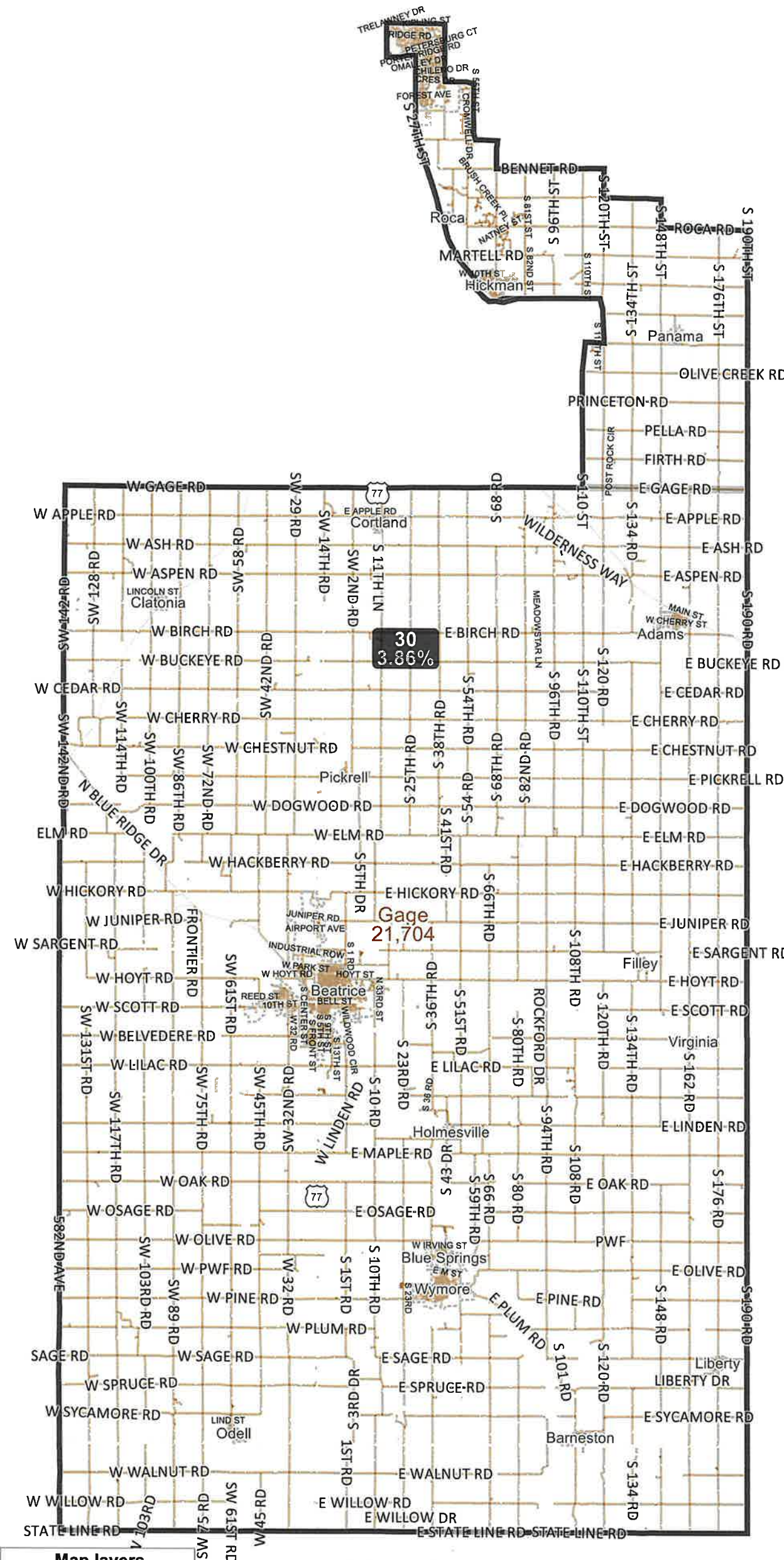
LEG21-39006-29  
 U.S. Bureau of the Census (Population Data), 2020



Created by - Legislative Research Office  
 Source - U.S. Census Bureau  
 Date - September 29 2021

# Nebraska Legislative District 30 - LB3 - Final Reading (2021)

LEG21-39006-30

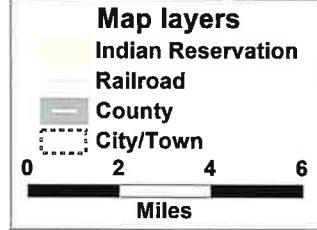


District 30 Statistics	
Field	Value
District	30
Population	41576
Deviation	1,545
% Deviation	3.86%
18+_Pop	31287
% 18+_Pop	75.25%
18+_Wht	29010
% 18+_Wht	92.72%
H18+_Pop	731
% H18+_Pop	2.34%
18+_Blk	269
% 18+_Blk	0.86%
18+_WhtBlk	114
% 18+_WhtBlk	0.36%
18+_Ind	89
% 18+_Ind	0.28%
18+_Asn	630
% 18+_Asn	2.01%
18+_Hwn	3
% 18+_Hwn	0.01%
18+_Oth	236
% 18+_Oth	0.75%

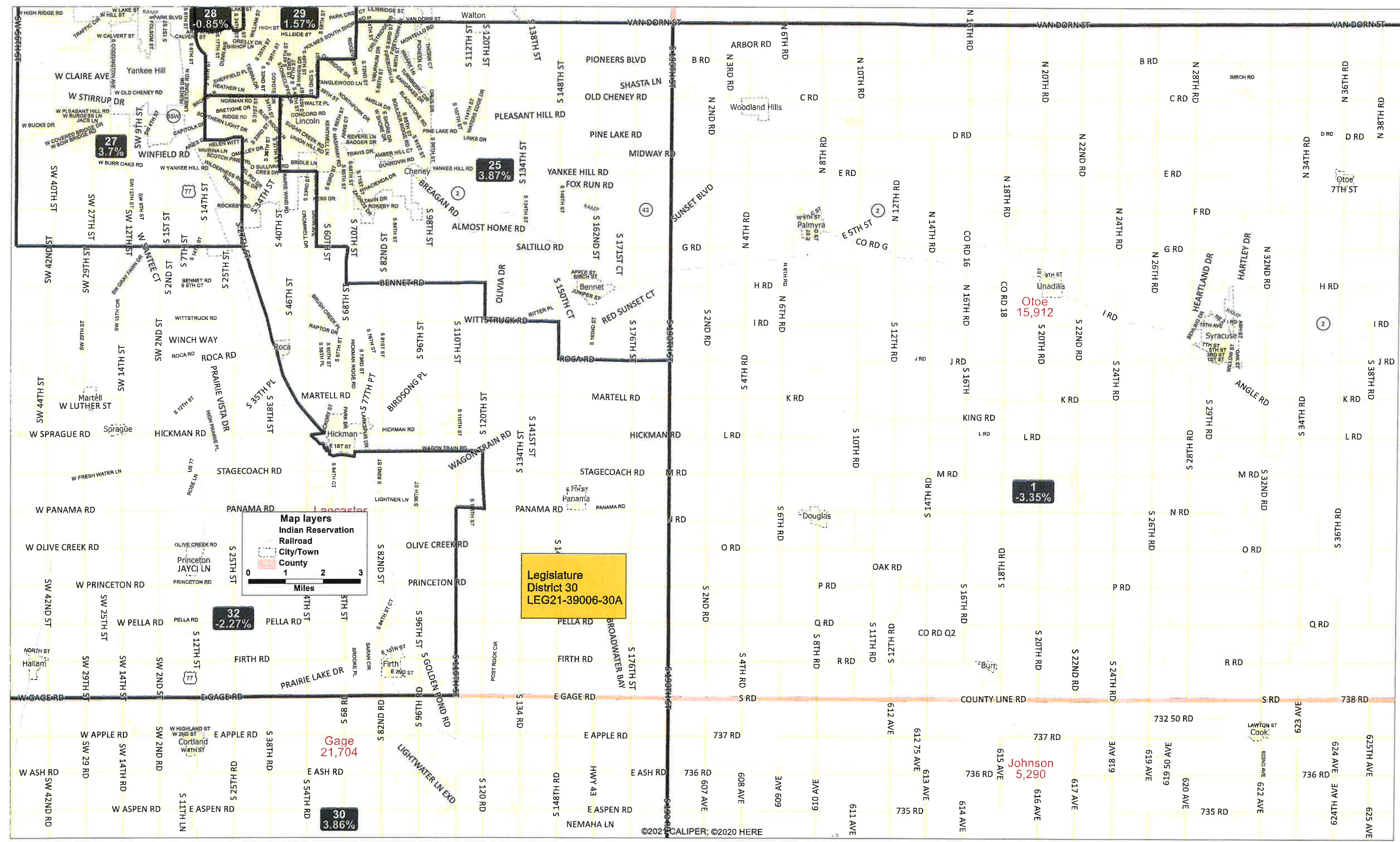
LEG21-39006-30  
U.S. Bureau of the Census  
(Population Data), 2020

**LEGISLATIVE RESEARCH OFFICE**

Created by - Legislative Research Office  
Source - U.S. Census Bureau  
Date - September 29, 2021



©2021 CALIPER; ©2020 HERE



**Map layers**  
Indian Reservation  
Railroad  
City/Town  
County

Miles

**Legislature  
District 30  
LEG21-39006-30A**

Gage  
21,704

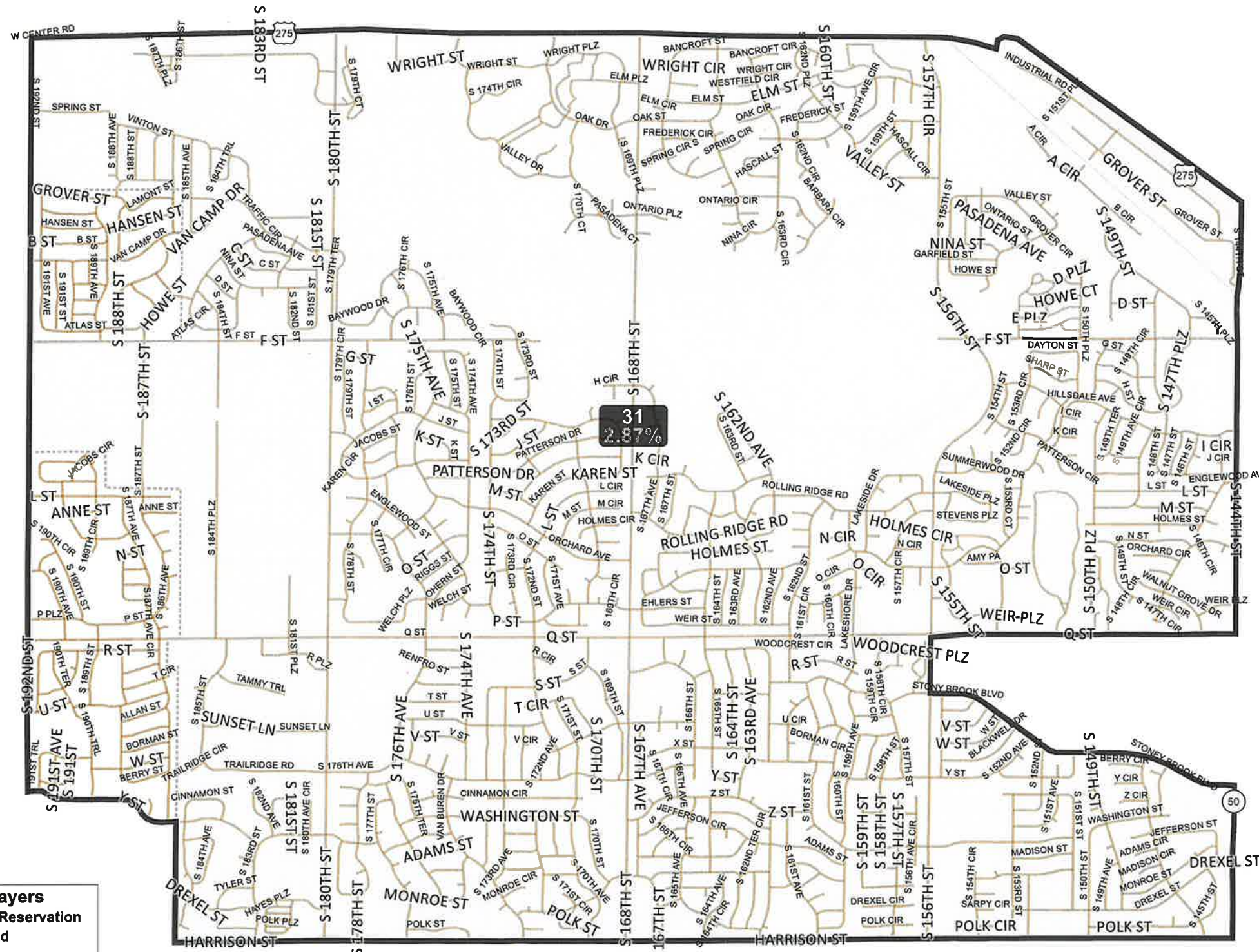
Johnson  
5,290

30  
3.86%

Otoe  
15,912

# Nebraska Legislative District 31 - LB3 - Final Reading (2021)

LEG21-39006-31



©2021 CALIPER; ©2020 HERE

## District 31 Statistics

Field	Value
District	31
Population	41179
Deviation	1,148
% Deviation	2.87%
18+_Pop	29953
% 18+_Pop	72.74%
18+_Wht	26149
% 18+_Wht	87.3%
H18+_Pop	1337
% H18+_Pop	4.46%
18+_Blk	451
% 18+_Blk	1.51%
18+_WhtBlk	132
% 18+_WhtBlk	0.44%
18+_Ind	55
% 18+_Ind	0.18%
18+_Asn	1344
% 18+_Asn	4.49%
18+_Hwn	27
% 18+_Hwn	0.09%
18+_Oth	438
% 18+_Oth	1.46%

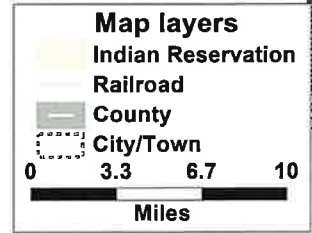
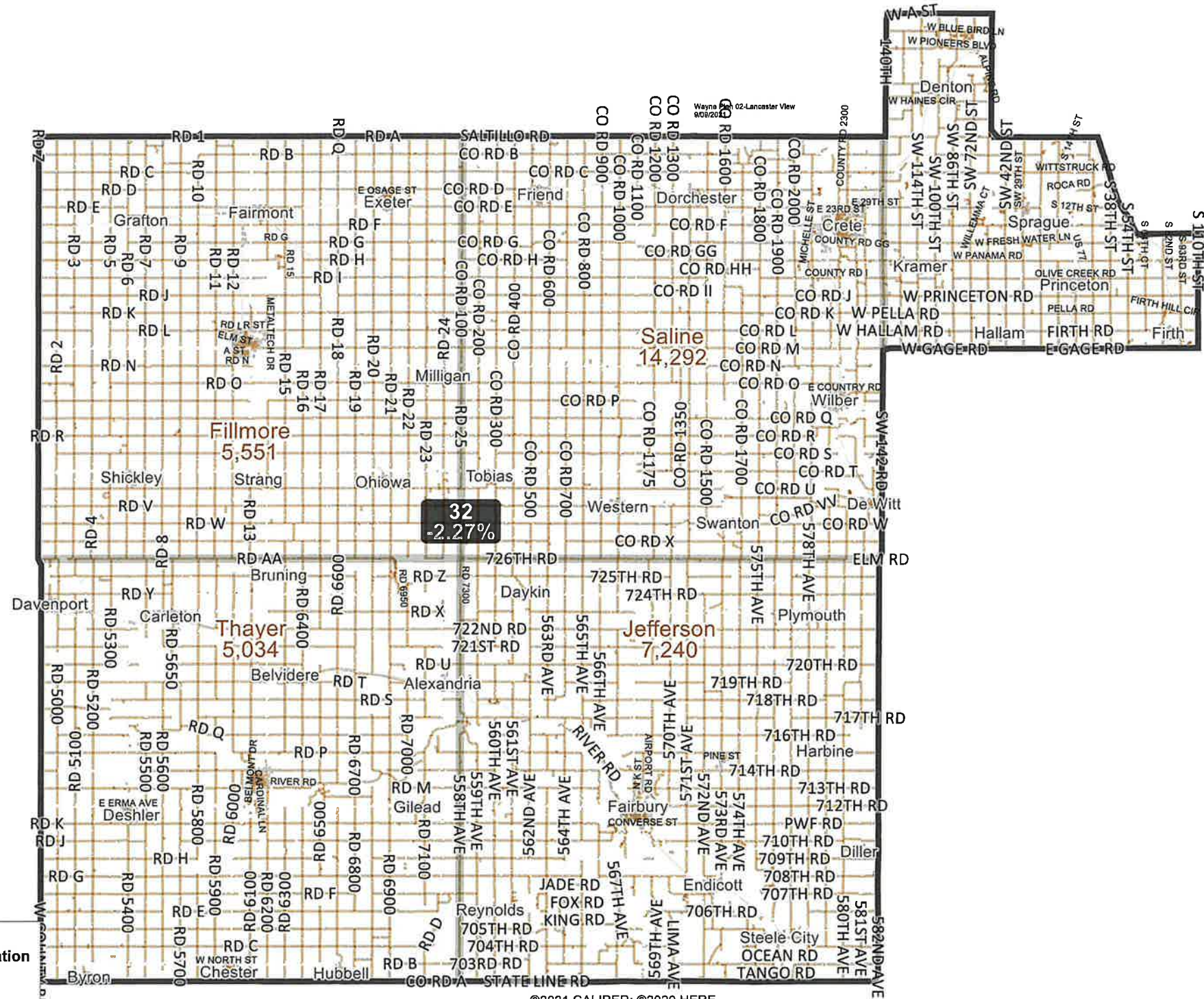
LEG21-39006-31  
U.S. Bureau of the Census (Population Data), 2020



Created by - Legislative Research Office  
Source - U.S. Census Bureau  
Date - September 29 2021

# Nebraska Legislative District 32 - LB3 - Final Reading (2021)

LEG21-39006-32



## District 32 Statistics

Field	Value
District	32
Population	39124
Deviation	-907
% Deviation	-2.27%
18+_Pop	29566
% 18+_Pop	75.57%
18+_Wht	25809
% 18+_Wht	87.29%
H18+_Pop	2972
% H18+_Pop	10.05%
18+_Blk	153
% 18+_Blk	0.52%
18+_WhtBlk	44
% 18+_WhtBlk	0.15%
18+_Ind	193
% 18+_Ind	0.65%
18+_Asn	284
% 18+_Asn	0.96%
18+_Hwn	27
% 18+_Hwn	0.09%
18+_Oth	1656
% 18+_Oth	5.6%

LEG21-39006-32  
U.S. Bureau of the Census (Population Data), 2020



Created by - Legislative Research Office  
Source - U.S. Census Bureau  
Date - September 29 2021

Seward  
17,609

24  
-3.76%

Cass  
26,598

2  
1.69%

27  
3.7%

28  
-0.85%

29  
1.57%

25  
3.87%

Legislature  
District 32  
LEG21-39006-32A

Lancaster  
322,608

Otoe  
15,912

1  
-3.35%

32  
-2.27%

Saline  
14,292

30  
3.86%

Gage  
21,704

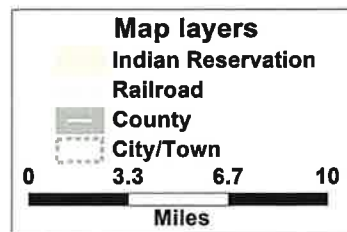
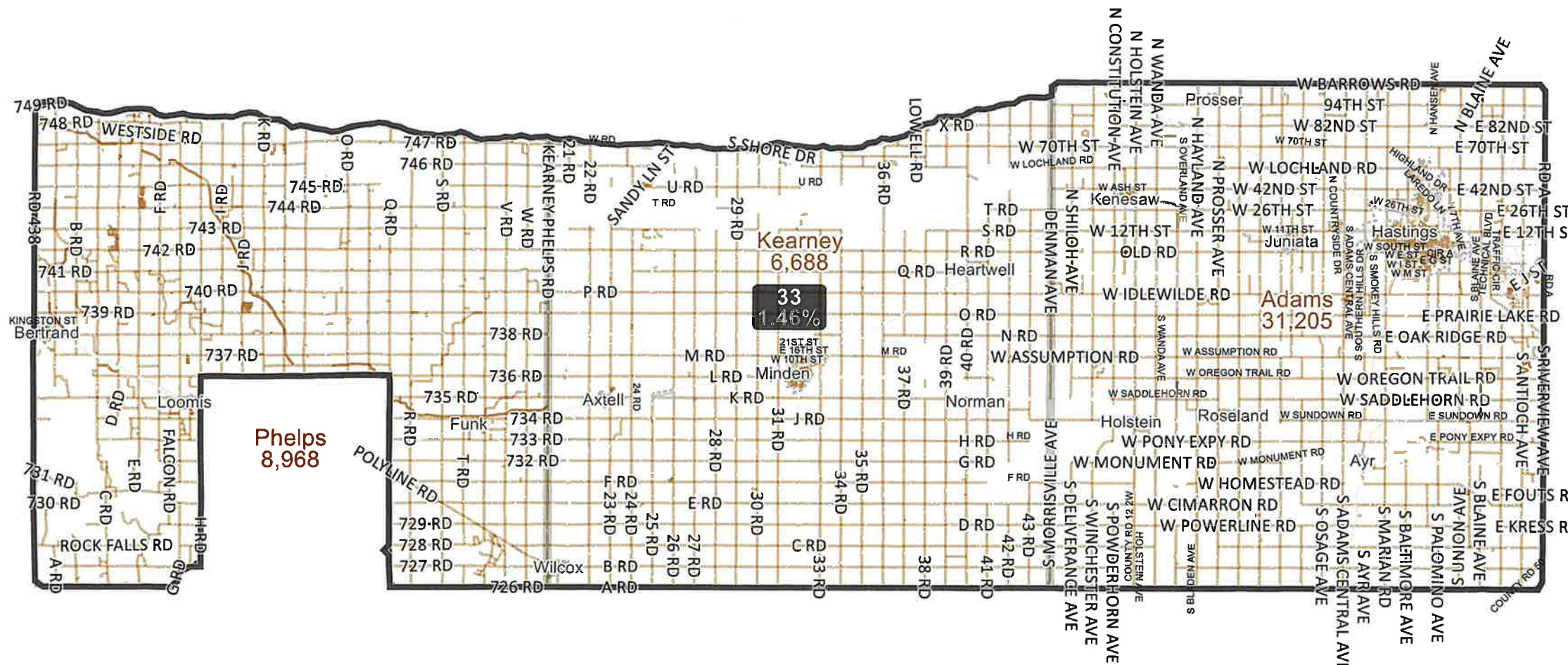
**Map layers**

- Indian Reservation
- Railroad
- City/Town
- County

Miles

# Nebraska Legislative District 33 - LB3 - Final Reading (2021)

LEG21-39006-33



©2021 CALIPER; ©2020 HERE

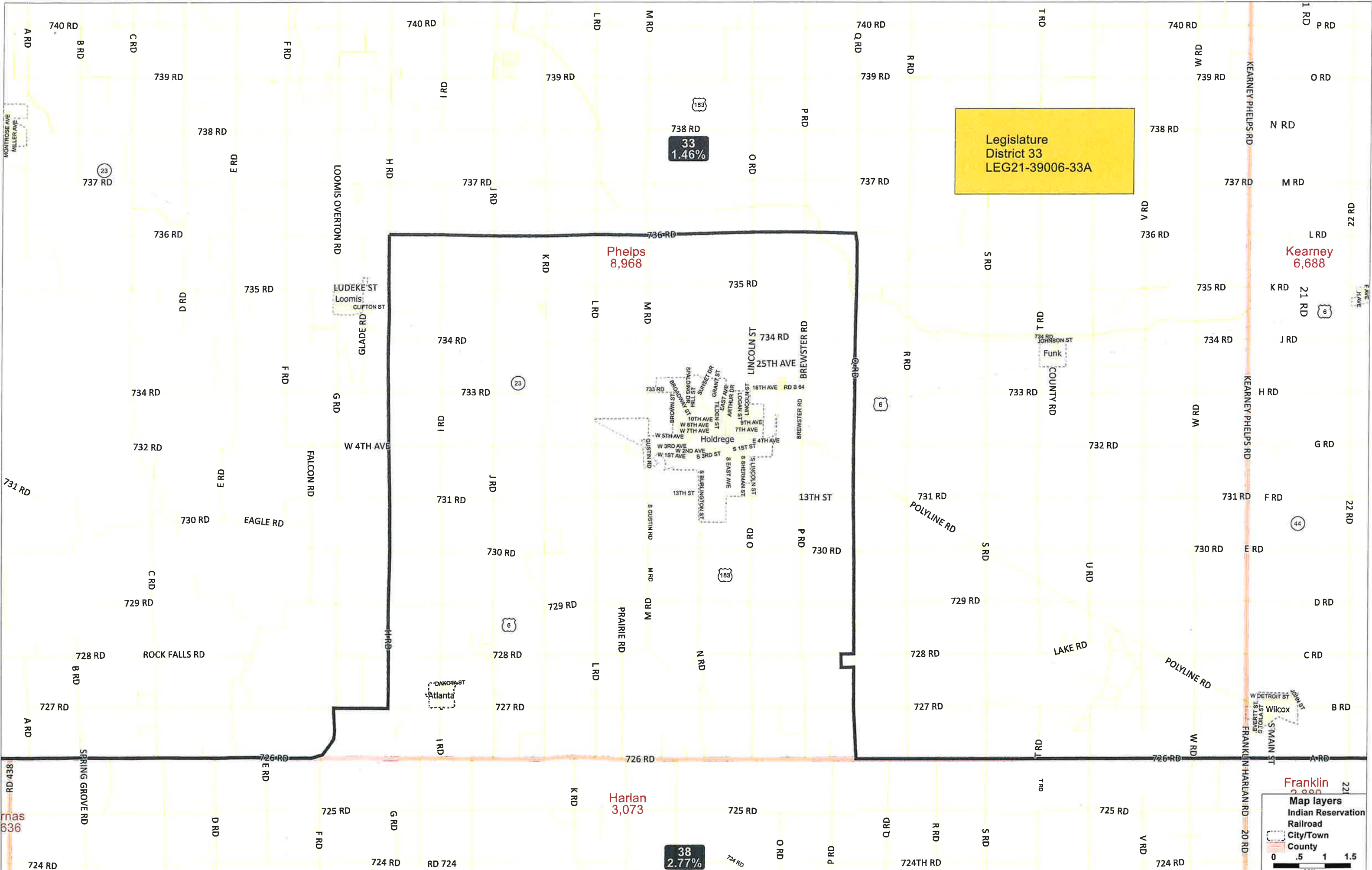
## District 33 Statistics

Field	Value
District	33
Population	40614
Deviation	583
% Deviation	1.46%
18+_Pop	30891
% 18+_Pop	76.06%
18+_Wht	27476
% 18+_Wht	88.95%
H18+_Pop	2550
% H18+_Pop	8.25%
18+_Blk	204
% 18+_Blk	0.66%
18+_WhtBlk	79
% 18+_WhtBlk	0.26%
18+_Ind	153
% 18+_Ind	0.5%
18+_Asn	357
% 18+_Asn	1.16%
18+_Hwn	10
% 18+_Hwn	0.03%
18+_Oth	1199
% 18+_Oth	3.88%

LEG21-39006-33  
U.S. Bureau of the Census (Population Data), 2020



Created by - Legislative Research Office  
Source - U.S. Census Bureau  
Date - September 29 2021



Legislature  
District 33  
LEG21-39006-33A

Phelps  
8,968

Kearney  
6,688

Harlan  
3,073

Franklin  
2,880

33  
1.46%

38  
2.77%

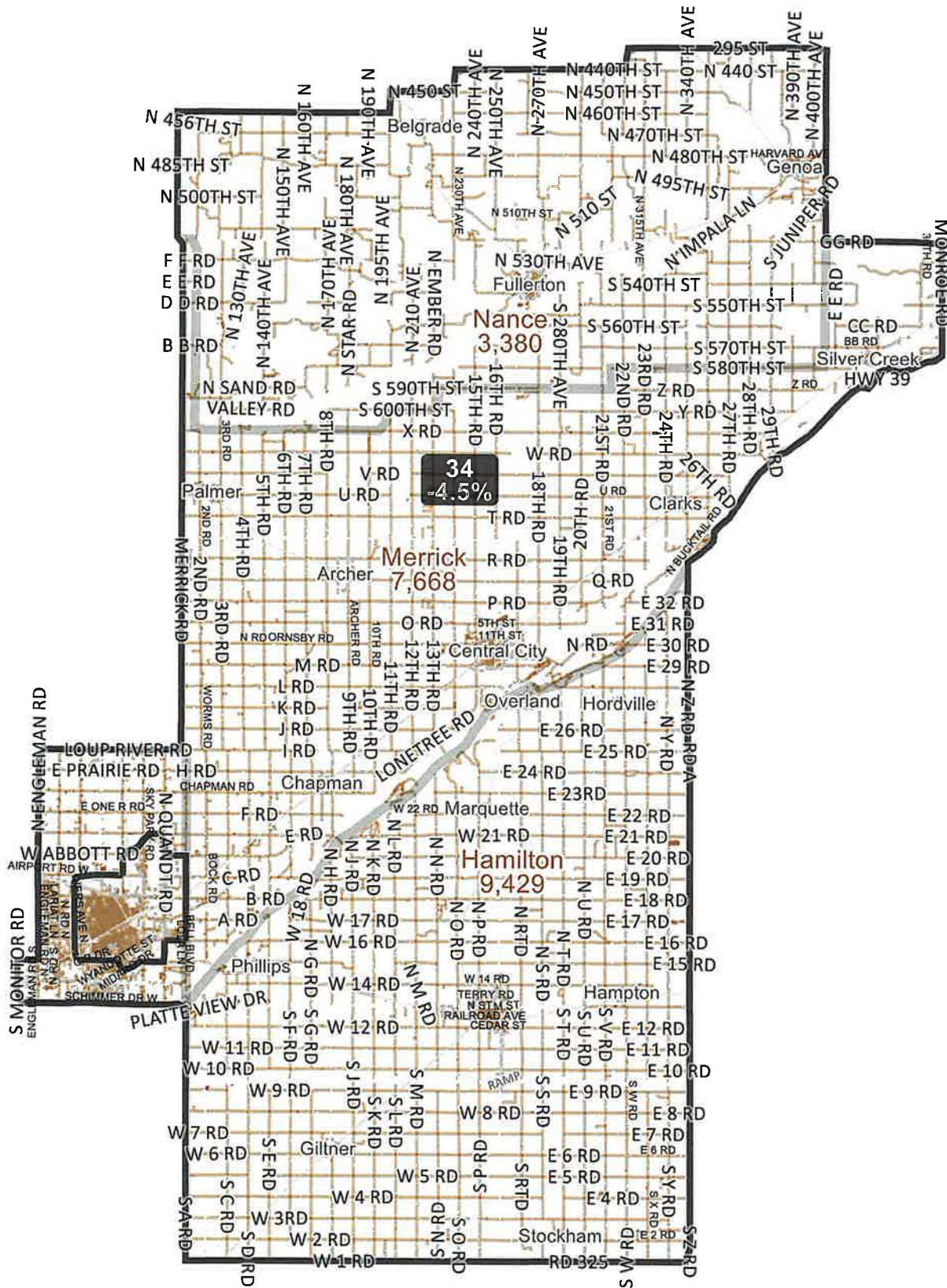
**Map layers**

- Indian Reservation
- Railroad
- City/Town
- County

0 .5 1 1.5  
Miles

# Nebraska Legislative District 34 - LB3 - Final Reading (2021)

LEG21-39006-34



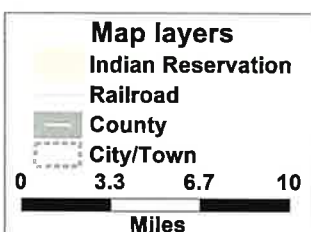
## District 34 Statistics

Field	Value
District	34
Population	38230
Deviation	-1,801
% Deviation	-4.5%
18+_Pop	28585
% 18+_Pop	74.77%
18+_Wht	26072
% 18+_Wht	91.21%
H18+_Pop	1878
% H18+_Pop	6.57%
18+_Blk	200
% 18+_Blk	0.7%
18+_WhtBlk	31
% 18+_WhtBlk	0.11%
18+_Ind	140
% 18+_Ind	0.49%
18+_Asn	225
% 18+_Asn	0.79%
18+_Hwn	5
% 18+_Hwn	0.02%
18+_Oth	870
% 18+_Oth	3.04%

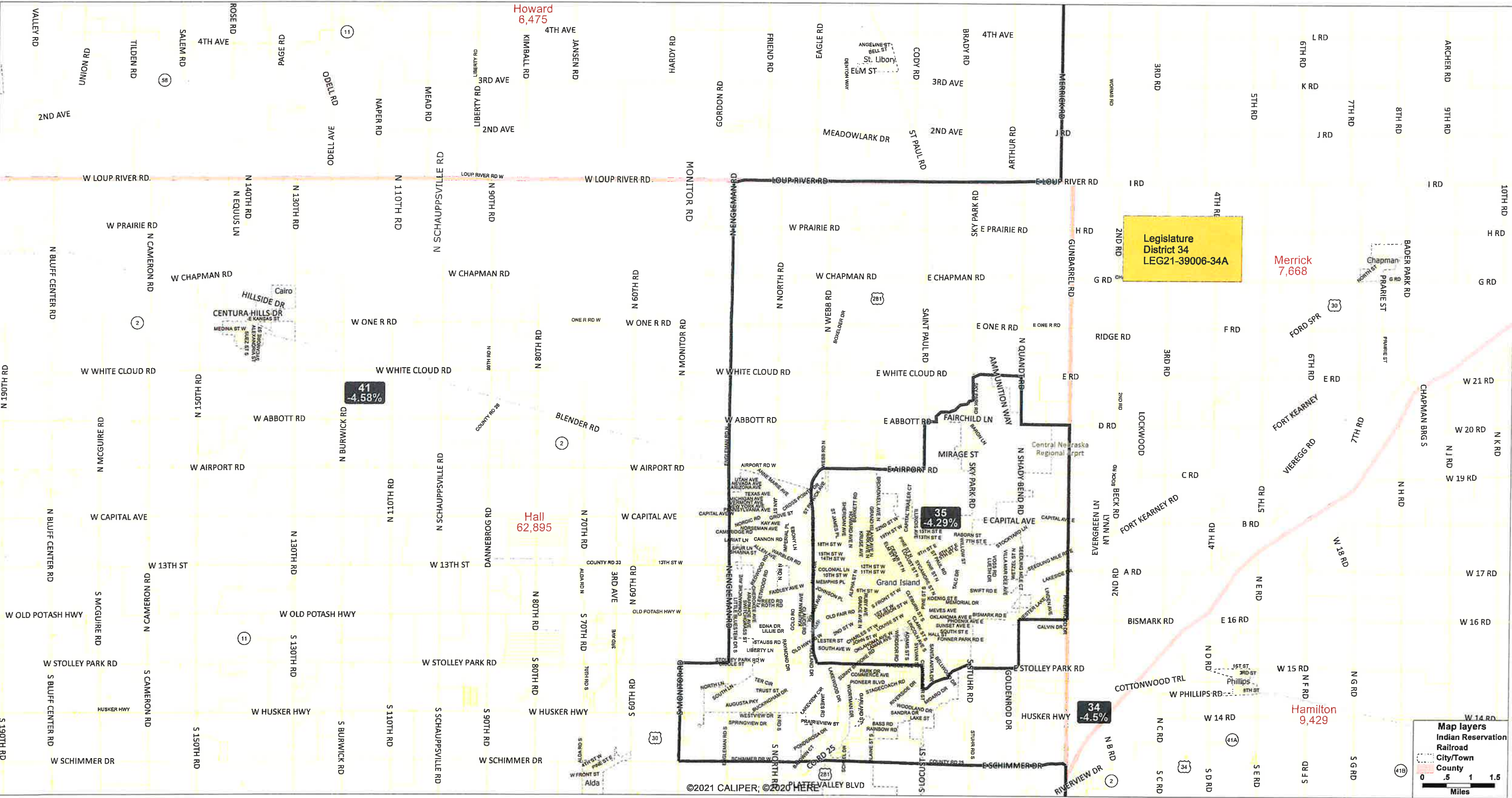
LEG21-39006-34  
U.S. Bureau of the Census  
(Population Data), 2020



Created by - Legislative Research Office  
Source - U.S. Census Bureau  
Date - September 29, 2021



©2021 CALIPER; ©2020 HERE



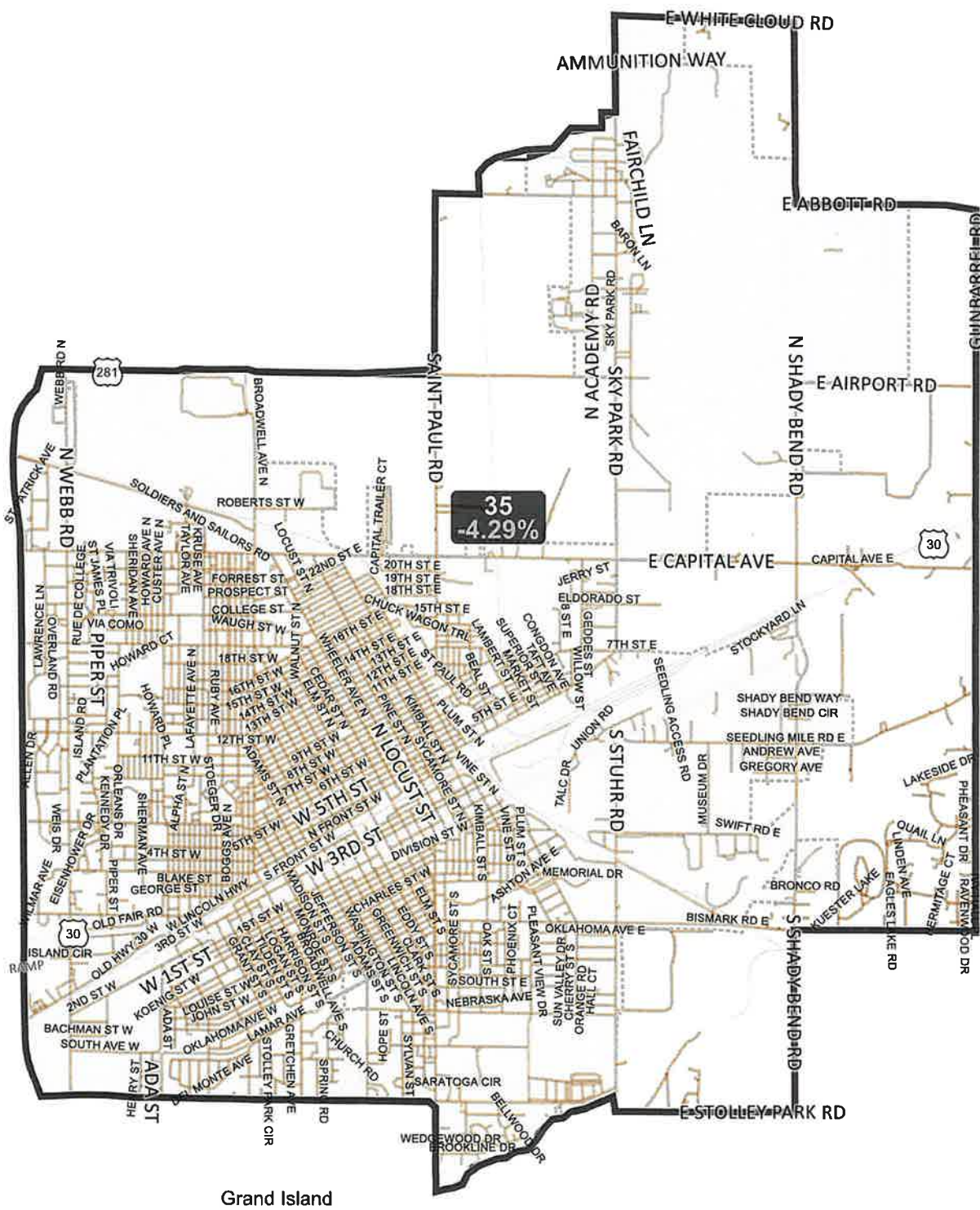
**Map layers**  
Indian Reservation  
Railroad  
City/Town  
County  
Miles

0 .5 1 1.5

©2021 CALIPER; ©2020 HERE

# Nebraska Legislative District 35 - LB3 - Final Reading (2021)

LEG21-39006-35



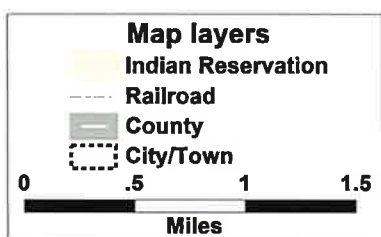
## District 35 Statistics

Field	Value
District	35
Population	38312
Deviation	-1,719
% Deviation	-4.29%
18+_Pop	27646
% 18+_Pop	72.16%
18+_Wht	17436
% 18+_Wht	63.07%
H18+_Pop	10112
% H18+_Pop	36.58%
18+_Blk	1030
% 18+_Blk	3.73%
18+_WhtBlk	71
% 18+_WhtBlk	0.26%
18+_Ind	487
% 18+_Ind	1.76%
18+_Asn	374
% 18+_Asn	1.35%
18+_Hwn	35
% 18+_Hwn	0.13%
18+_Oth	5417
% 18+_Oth	19.59%

LEG21-39006-35  
U.S. Bureau of the Census  
(Population Data), 2020



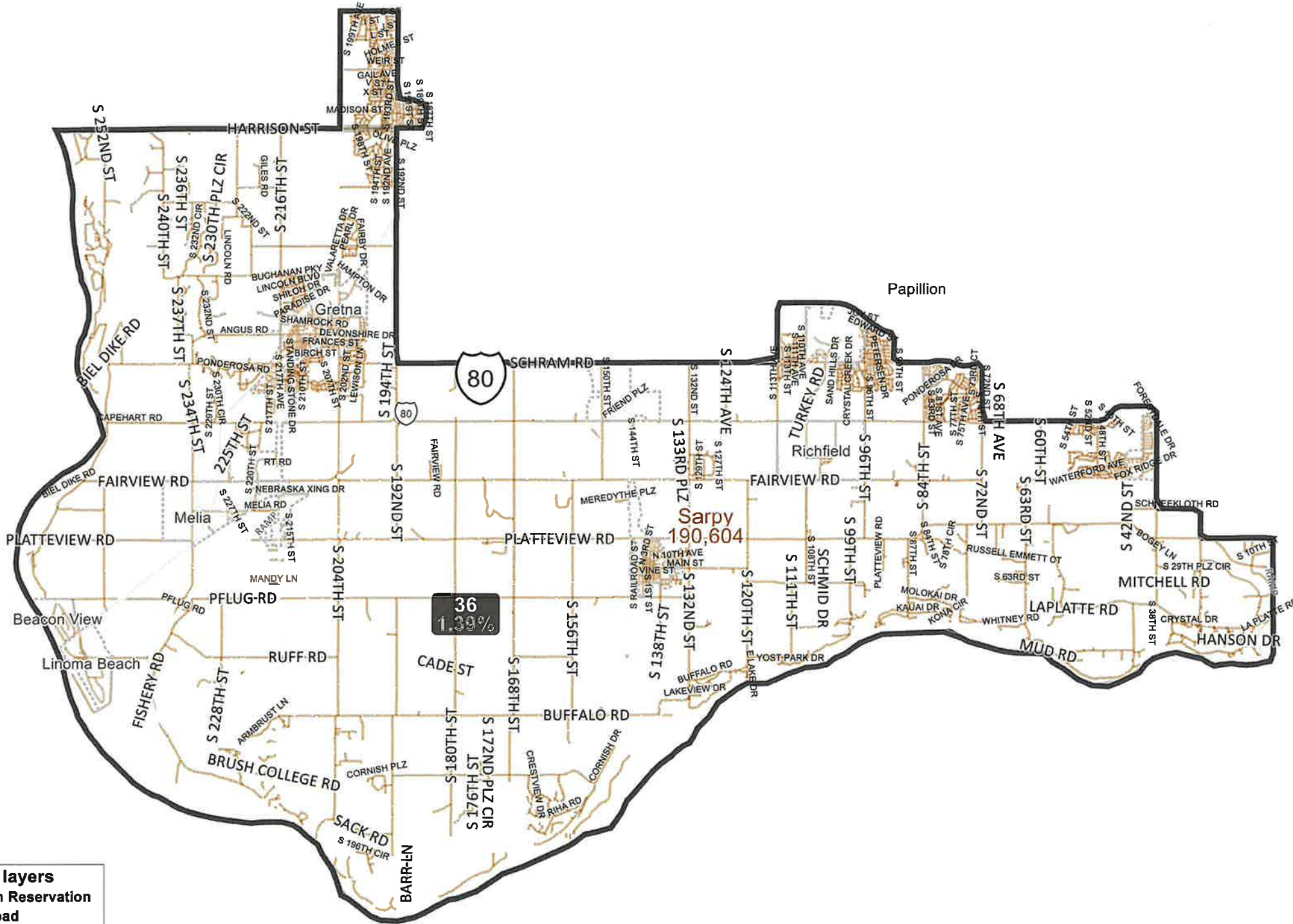
Created by - Legislative Research Office  
Source - U.S. Census Bureau  
Date - September 29, 2021



©2021 CALIPER; ©2020 HERE

# Nebraska Legislative District 36 - LB3 - Final Reading (2021)

LEG21-39006-36



©2021 CALIPER; ©2020 HERE

## District 36 Statistics

Field	Value
District	36
Population	40589
Deviation	558
% Deviation	1.39%
18+_Pop	27508
% 18+_Pop	67.77%
18+_Wht	24624
% 18+_Wht	89.52%
H18+_Pop	1016
% H18+_Pop	3.69%
18+_Blk	438
% 18+_Blk	1.59%
18+_WhtBlk	129
% 18+_WhtBlk	0.47%
18+_Ind	75
% 18+_Ind	0.27%
18+_Asn	603
% 18+_Asn	2.19%
18+_Hwn	22
% 18+_Hwn	0.08%
18+_Oth	294
% 18+_Oth	1.07%

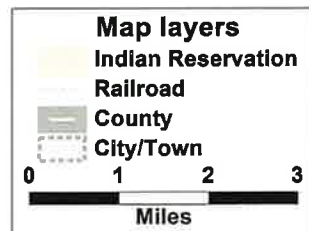
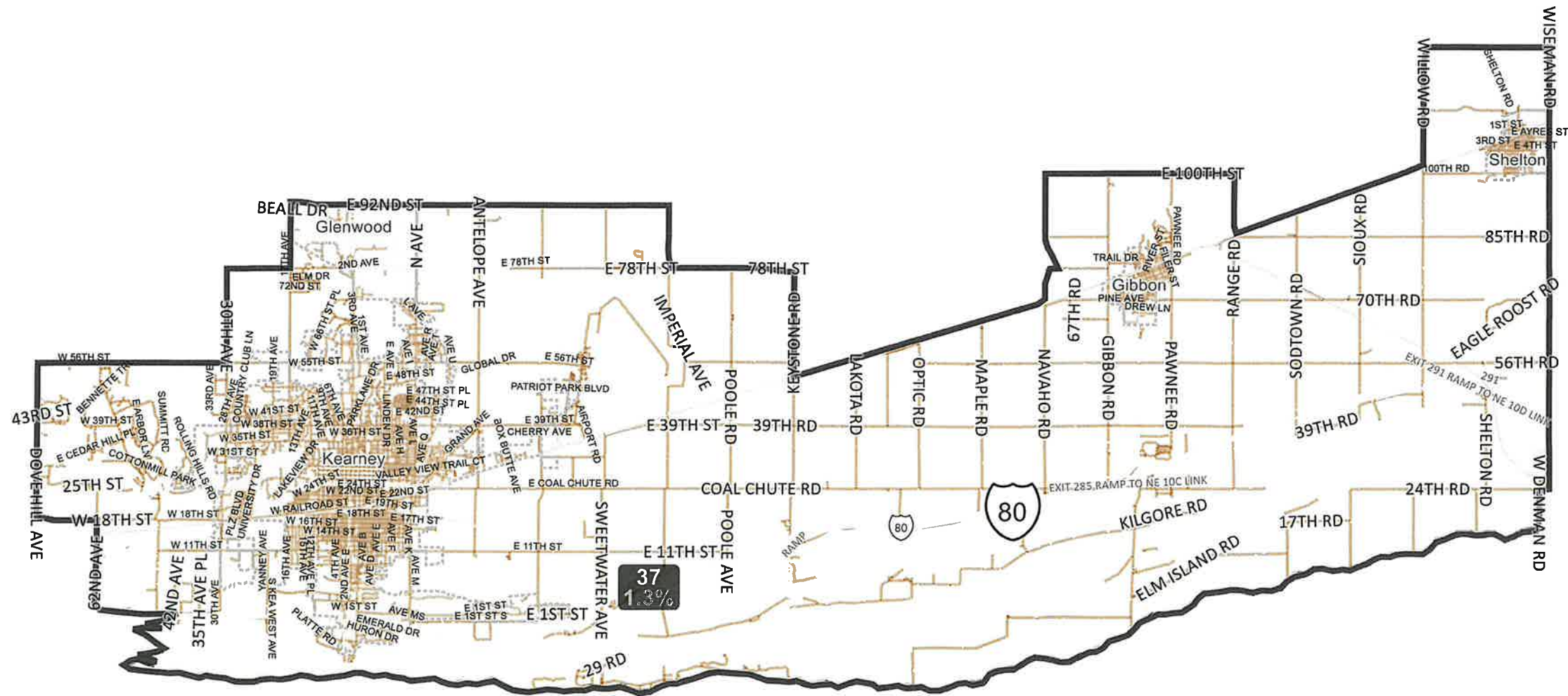
LEG21-39006-36  
U.S. Bureau of the Census (Population Data), 2020



Created by - Legislative Research Office  
Source - U.S. Census Bureau  
Date - September 29 2021

# Nebraska Legislative District 37 - LB3 - Final Reading (2021)

LEG21-39006-37



©2021 CALIPER; ©2020 HERE

## District 37 Statistics

Field	Value
District	37
Population	40552
Deviation	521
% Deviation	1.3%
18+_Pop	31106
% 18+_Pop	76.71%
18+_Wht	26917
% 18+_Wht	86.53%
H18+_Pop	3042
% H18+_Pop	9.78%
18+_Blk	439
% 18+_Blk	1.41%
18+_WhtBlk	79
% 18+_WhtBlk	0.25%
18+_Ind	179
% 18+_Ind	0.58%
18+_Asn	568
% 18+_Asn	1.83%
18+_Hwn	24
% 18+_Hwn	0.08%
18+_Oth	1484
% 18+_Oth	4.77%

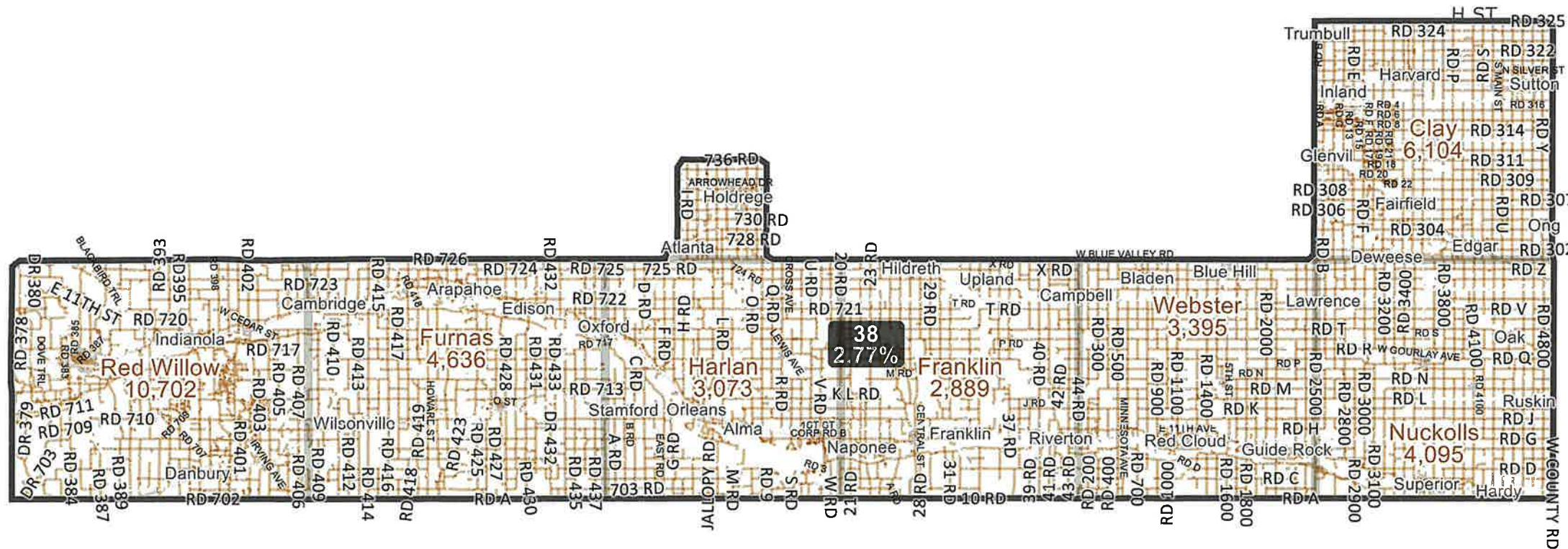
LEG21-39006-37  
U.S. Bureau of the Census (Population Data), 2020



Created by - Legislative Research Office  
Source - U.S. Census Bureau  
Date - September 29 2021

# Nebraska Legislative District 38 - LB3 - Final Reading (2021)

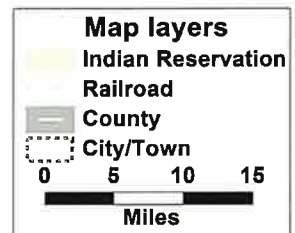
LEG21-39006-38



## District 38 Statistics

Field	Value
District	38
Population	41141
Deviation	1,110
% Deviation	2.77%
18+_Pop	31951
% 18+_Pop	77.66%
18+_Wht	29898
% 18+_Wht	93.57%
H18+_Pop	1326
% H18+_Pop	4.15%
18+_Blk	149
% 18+_Blk	0.47%
18+_WhtBlk	58
% 18+_WhtBlk	0.18%
18+_Ind	140
% 18+_Ind	0.44%
18+_Asn	92
% 18+_Asn	0.29%
18+_Hwn	12
% 18+_Hwn	0.04%
18+_Oth	573
% 18+_Oth	1.79%

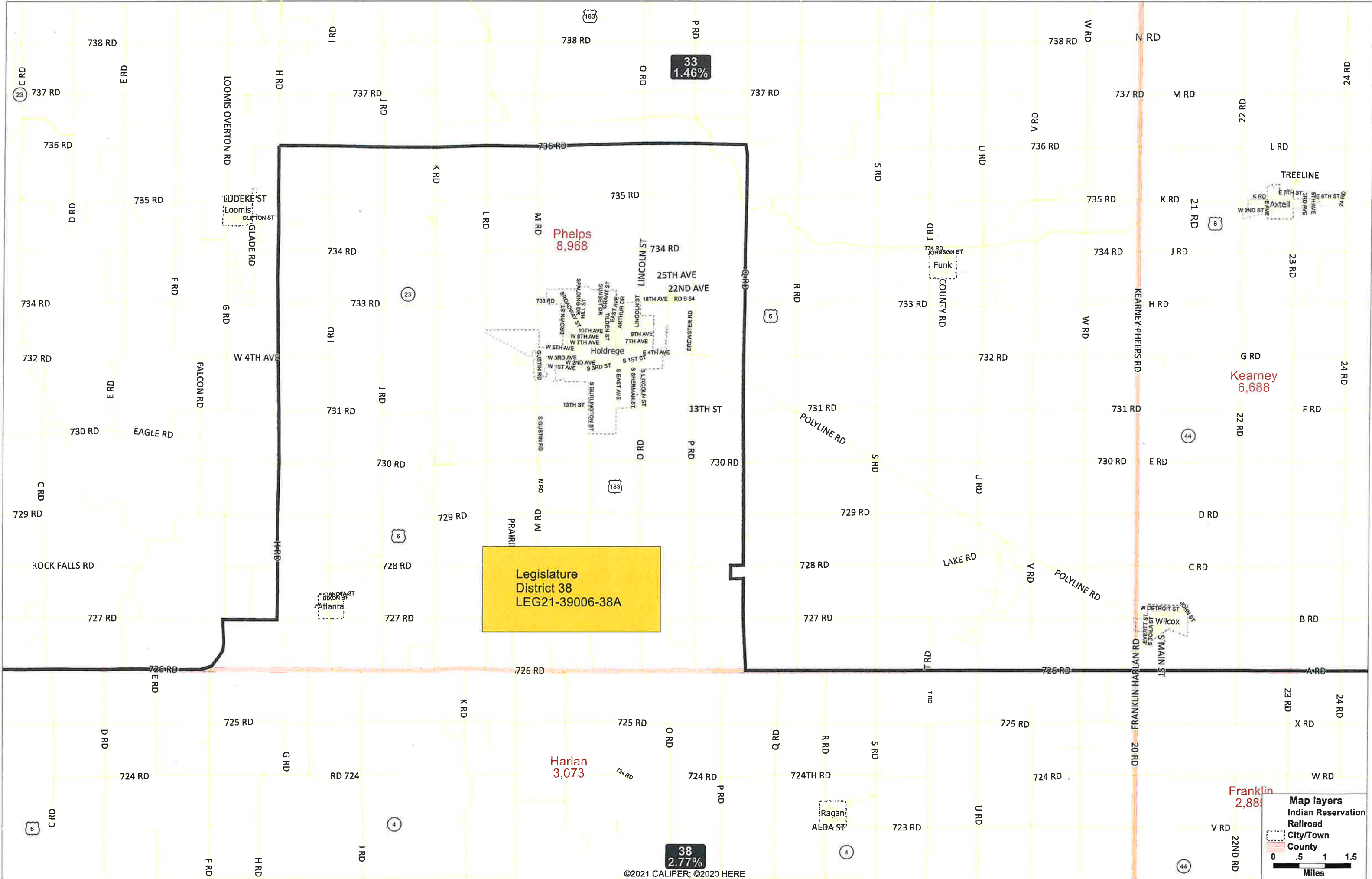
LEG21-39006-38  
U.S. Bureau of the Census (Population Data), 2020



©2021 CALIPER; ©2020 HERE



Created by - Legislative Research Office  
Source - U.S. Census Bureau  
Date - September 29 2021



33  
1.46%

Phelps  
8,968

Legislature  
District 38  
LEG21-39006-38A

Harlan  
3,073

Kearney  
6,688

Franklin  
2,881

38  
2.77%

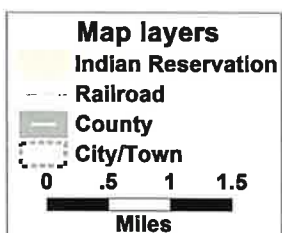
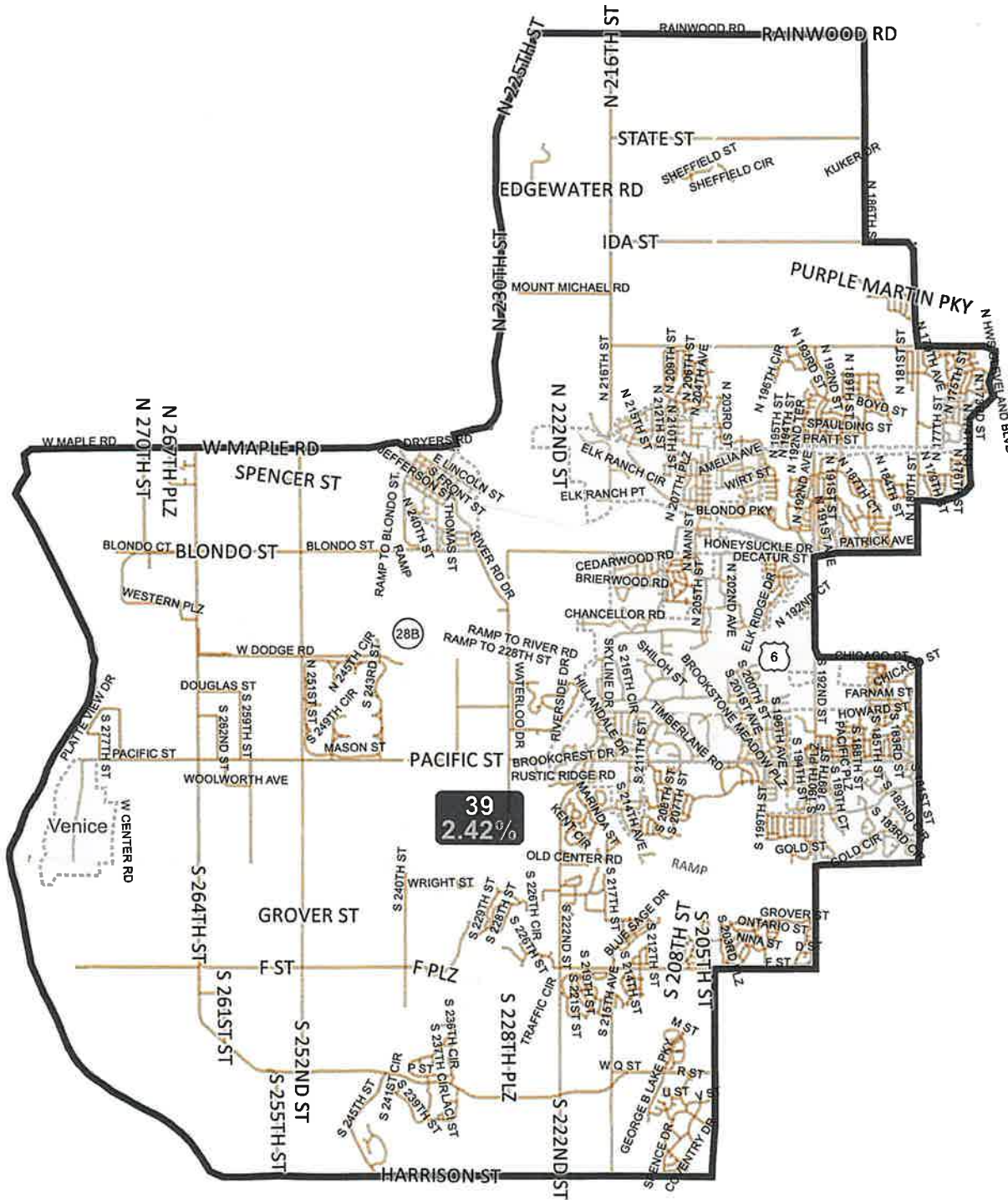
**Map layers**

- Indian Reservation
- Railroad
- City/Town
- County

0 .5 1 1.5  
Miles

# Nebraska Legislative District 39 - LB3 - Final Reading (2021)

LEG21-39006-39



©2021 CALIPER; ©2020 HERE

## District 39 Statistics

Field	Value
District	39
Population	40998
Deviation	967
% Deviation	2.42%
18+_Pop	28707
% 18+_Pop	70.02%
18+_Wht	25643
% 18+_Wht	89.33%
H18+_Pop	912
% H18+_Pop	3.18%
18+_Blk	288
% 18+_Blk	1%
18+_WhtBlk	89
% 18+_WhtBlk	0.31%
18+_Ind	70
% 18+_Ind	0.24%
18+_Asn	1244
% 18+_Asn	4.33%
18+_Hwn	17
% 18+_Hwn	0.06%
18+_Oth	292
% 18+_Oth	1.02%

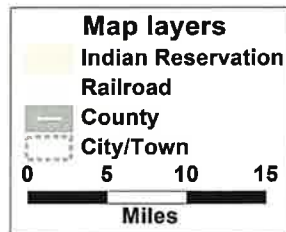
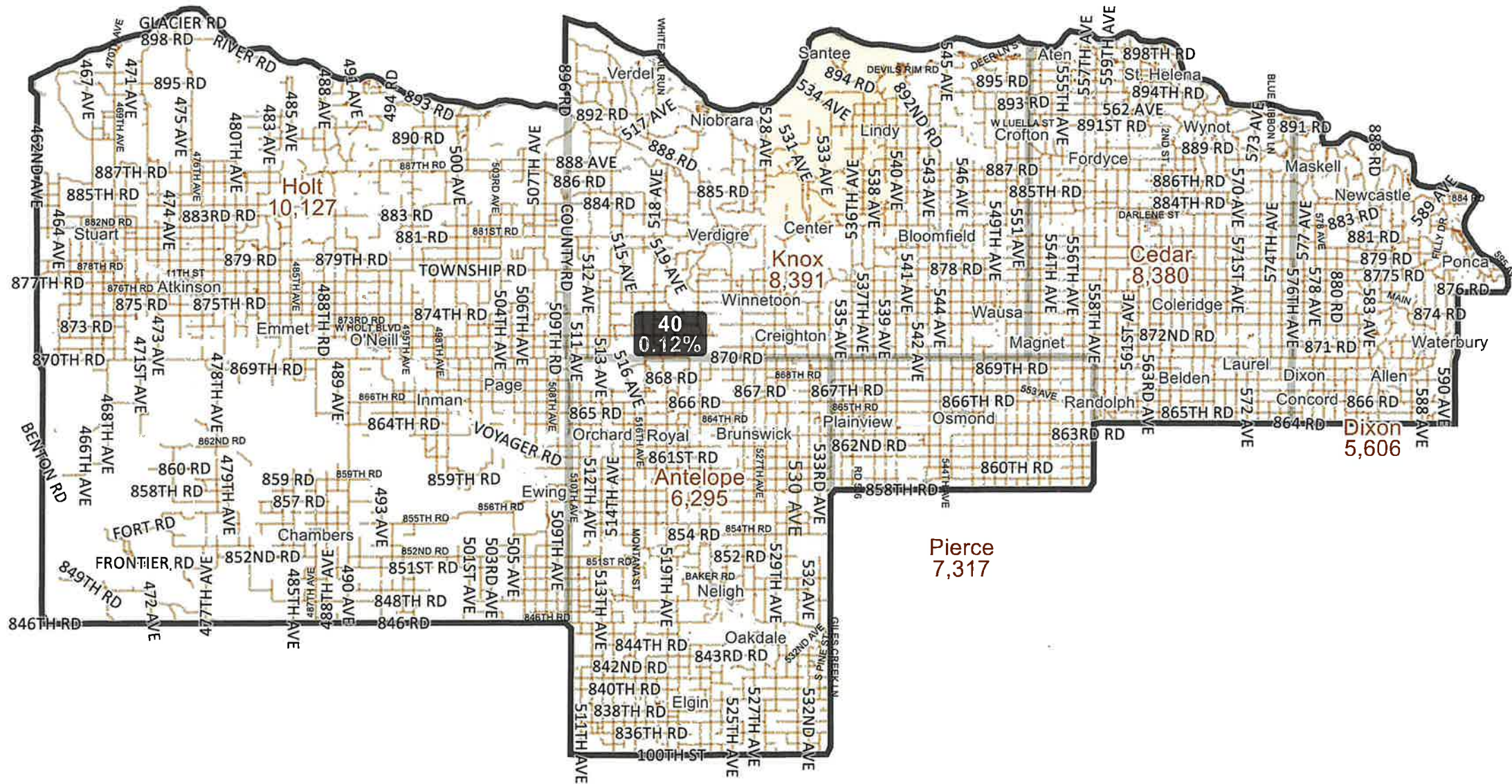
LEG21-39006-39  
 U.S. Bureau of the Census  
 (Population Data), 2020



Created by - Legislative Research Office  
 Source - U.S. Census Bureau  
 Date - September 29, 2021

# Nebraska Legislative District 40 - LB3 - Final Reading (2021)

LEG21-39006-40



©2021 CALIPER, ©2020 HERE

## District 40 Statistics

Field	Value
District	40
Population	40081
Deviation	50
% Deviation	0.12%
18+_Pop	30382
% 18+_Pop	75.8%
18+_Wht	28485
% 18+_Wht	93.76%
H18+_Pop	772
% H18+_Pop	2.54%
18+_Blk	91
% 18+_Blk	0.3%
18+_WhtBlk	63
% 18+_WhtBlk	0.21%
18+_Ind	626
% 18+_Ind	2.06%
18+_Asn	110
% 18+_Asn	0.36%
18+_Hwn	4
% 18+_Hwn	0.01%
18+_Oth	374
% 18+_Oth	1.23%

LEG21-39006-40  
U.S. Bureau of the Census (Population Data), 2020



Created by - Legislative Research Office  
Source - U.S. Census Bureau  
Date - September 29 2021

Legislature  
District 40  
LEG21-39006-40A

Knox  
8,391

Cedar  
8,380

40  
0.12%

Antelope  
6,295

Pierce  
7,317

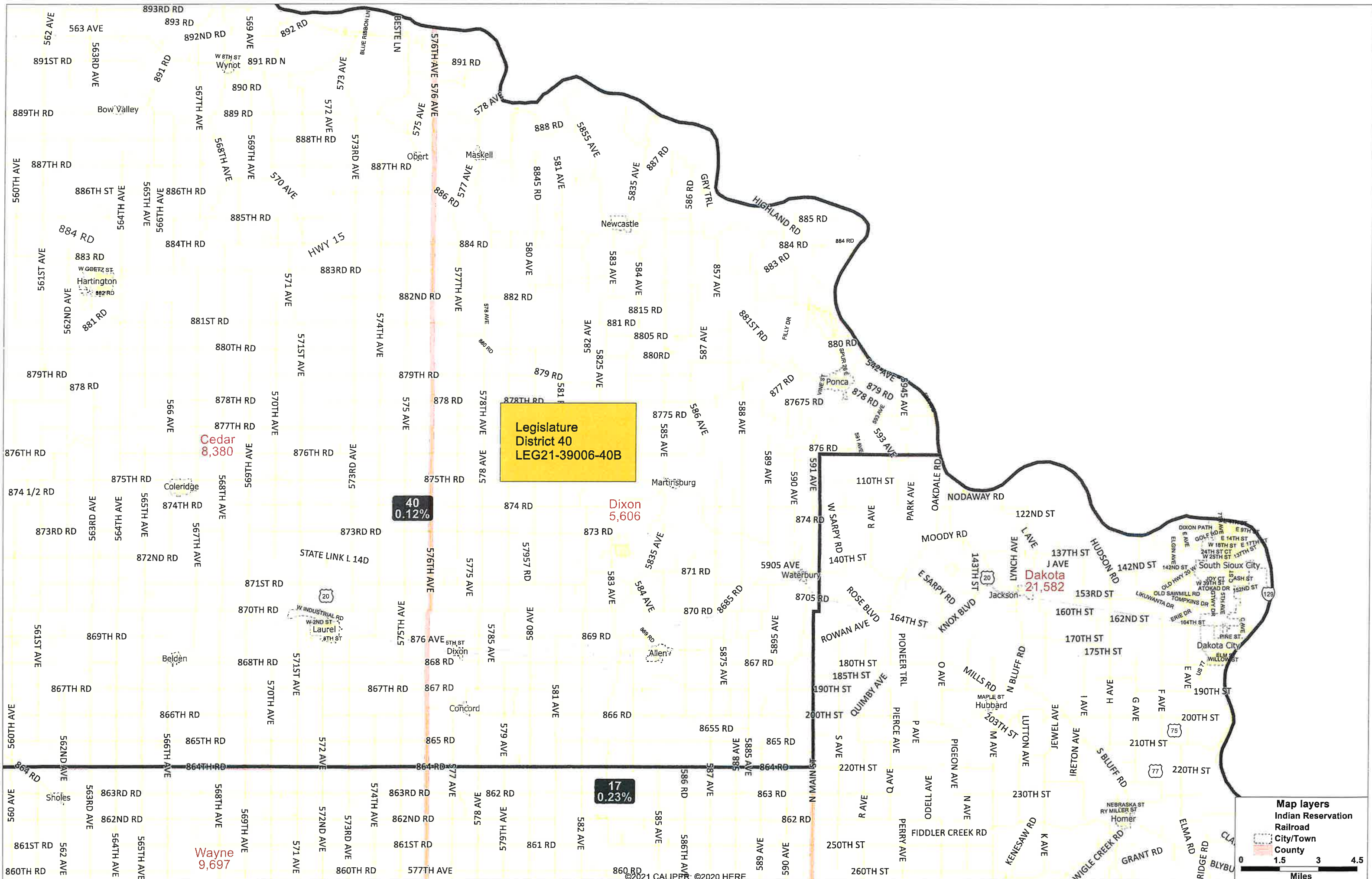
Wayne  
9,697

17  
0.23%

19  
-1.2%

**Map layers**  
Indian Reservation  
Railroad  
City/Town  
County

0 .5 1 1.5  
Miles



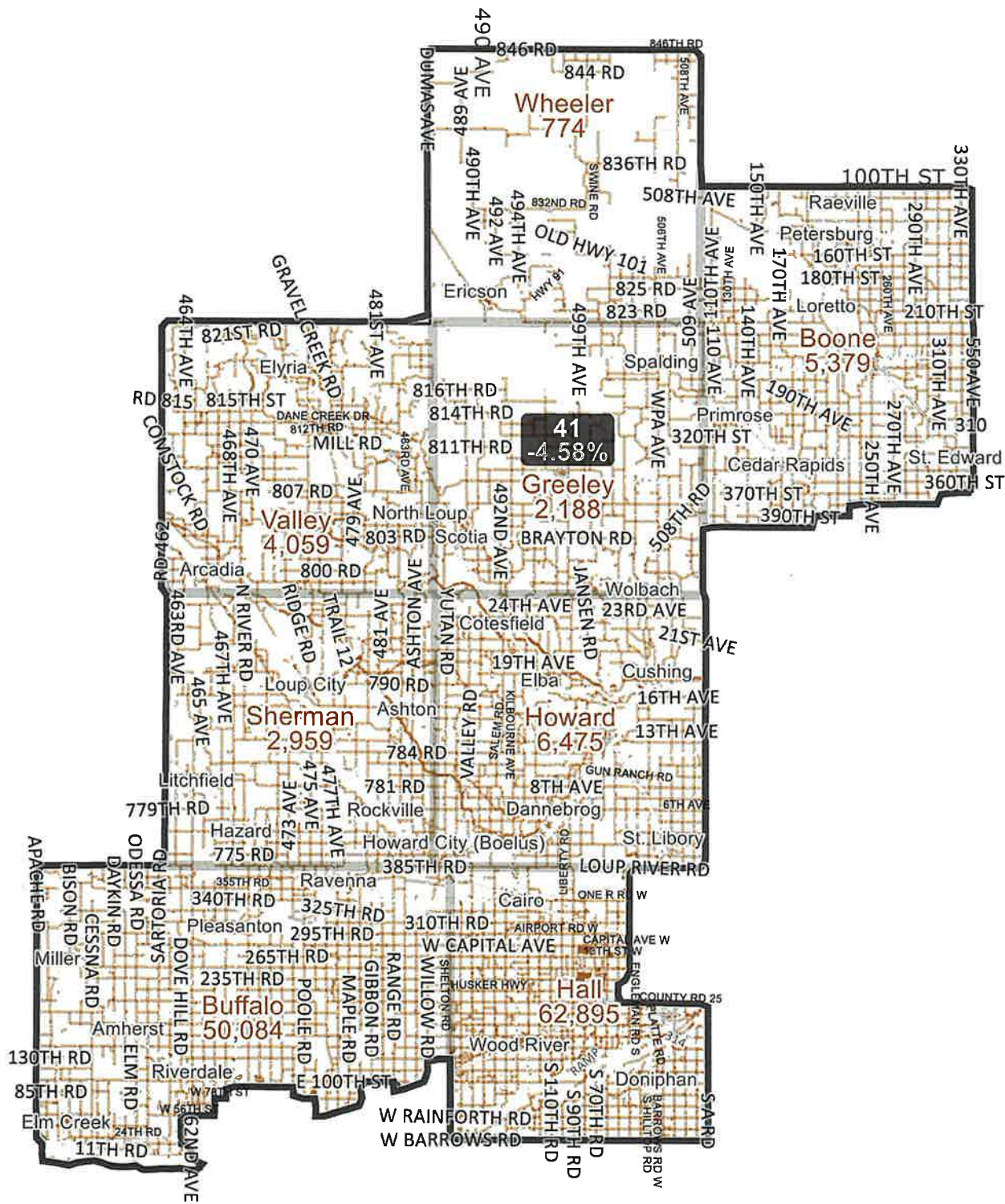
**Map layers**

- Indian Reservation
- Railroad
- City/Town
- County

0 1.5 3 4.5  
Miles

# Nebraska Legislative District 41 - LB3 - Final Reading (2021)

LEG21-39006-41



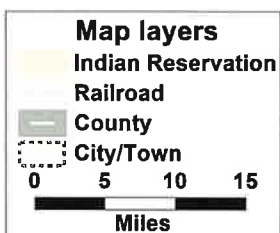
## District 41 Statistics

Field	Value
District	41
Population	38196
Deviation	-1,835
% Deviation	-4.58%
18+_Pop	28727
% 18+_Pop	75.21%
18+_Wht	27421
% 18+_Wht	95.45%
H18+_Pop	841
% H18+_Pop	2.93%
18+_Blk	69
% 18+_Blk	0.24%
18+_WhtBlk	30
% 18+_WhtBlk	0.1%
18+_Ind	77
% 18+_Ind	0.27%
18+_Asn	59
% 18+_Asn	0.21%
18+_Hwn	17
% 18+_Hwn	0.06%
18+_Oth	388
% 18+_Oth	1.35%

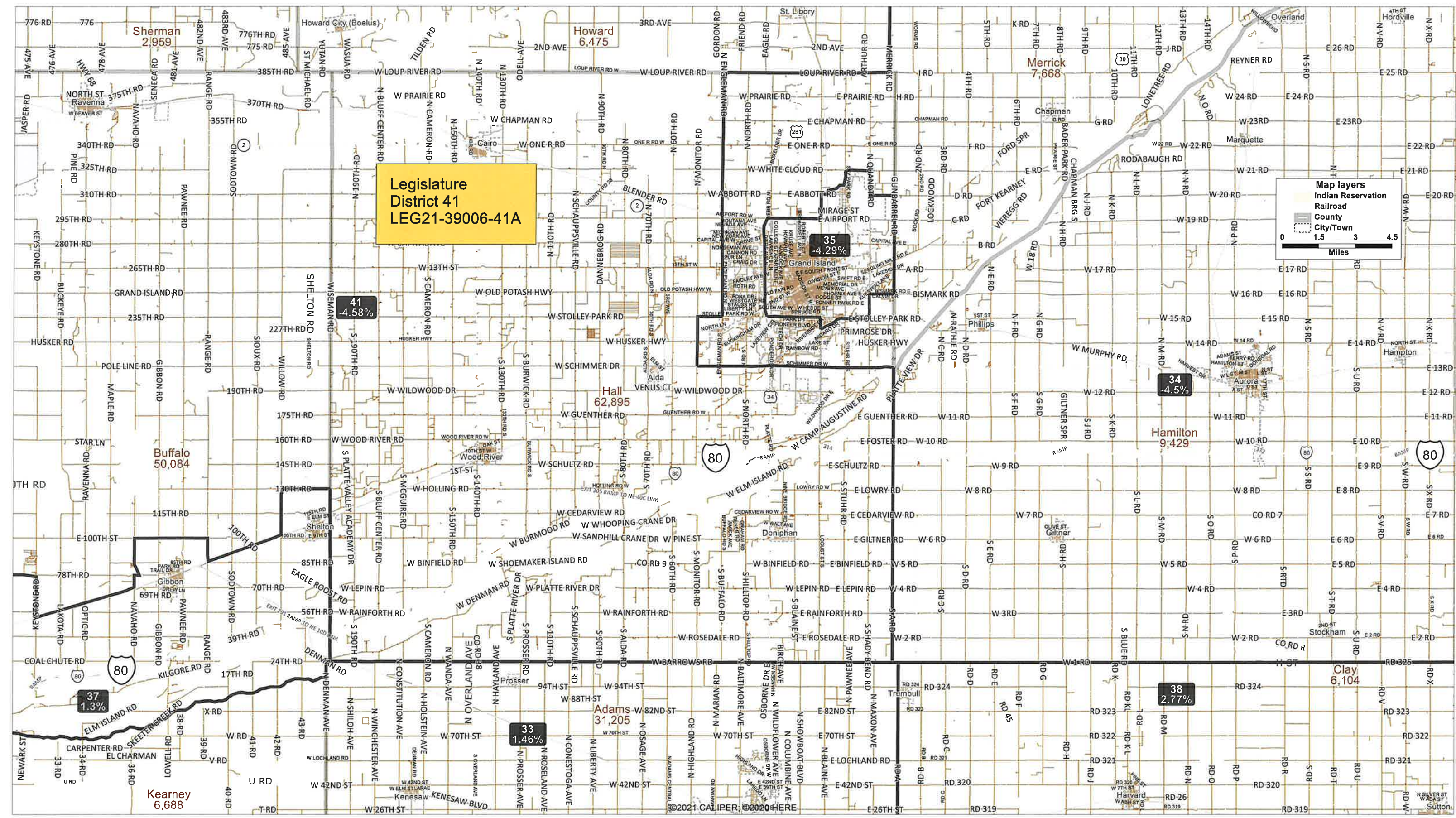
LEG21-39006-41  
U.S. Bureau of the Census  
(Population Data), 2020



Created by - Legislative Research Office  
Source - U.S. Census Bureau  
Date - September 29, 2021



©2021 CALIPER; ©2020 HERE

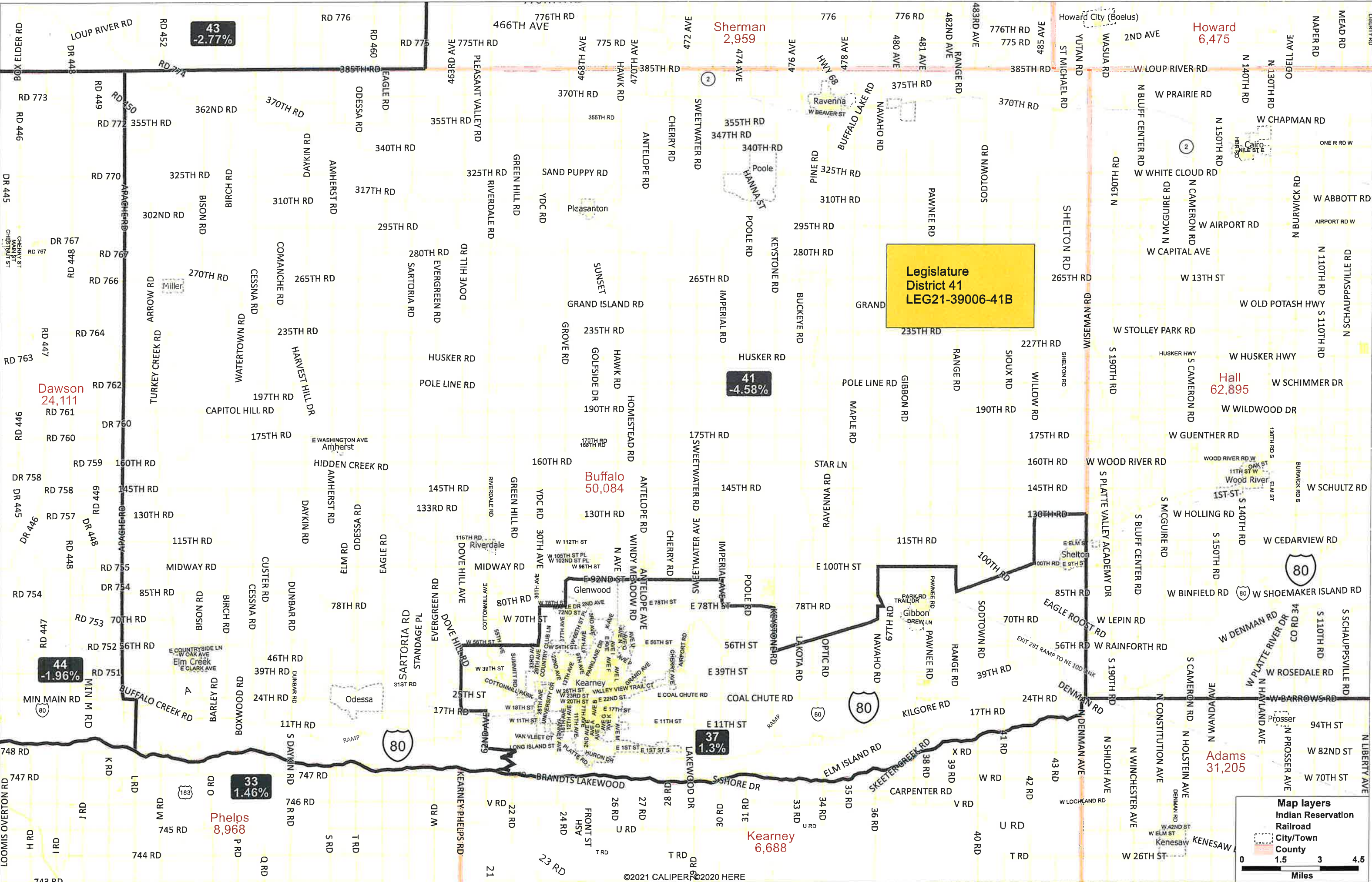


**Legislature  
District 41  
LEG21-39006-41A**

**Map layers**

- Indian Reservation
- Railroad
- County
- City/Town

0 1.5 3 4.5  
Miles



43  
-2.77%

Sherman  
2,959

Howard  
6,475

Legislature  
District 41  
LEG21-39006-41B

41  
-4.58%

Dawson  
24,111

Buffalo  
50,084

Hall  
62,895

44  
-1.96%

37  
1.3%

33  
1.46%

Phelps  
8,968

Kearney  
6,688

Adams  
31,205

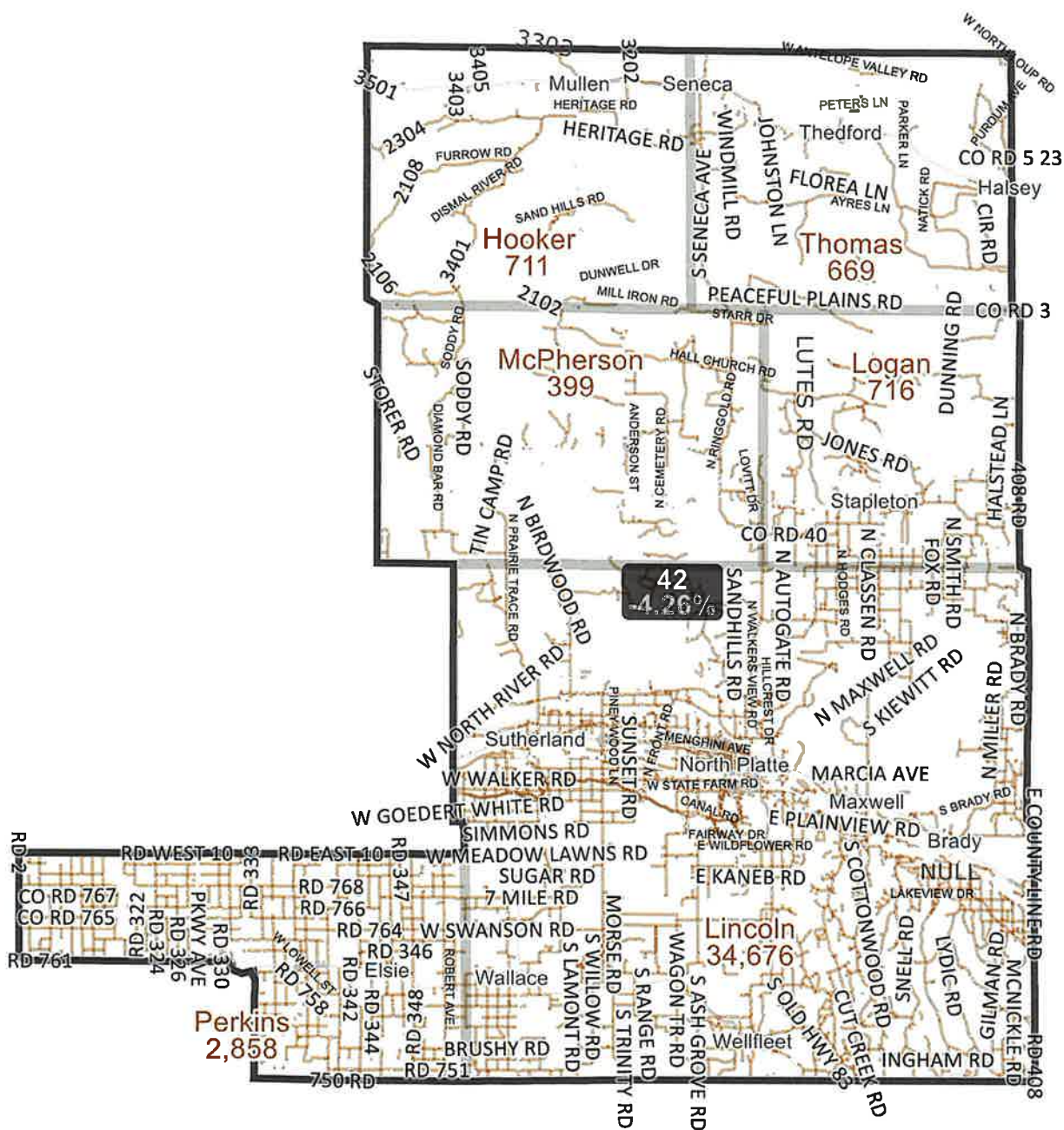
**Map layers**

- Indian Reservation
- Railroad
- City/Town
- County

0 1.5 3 4.5  
Miles

# Nebraska Legislative District 42 - LB3 - Final Reading (2021)

LEG21-39006-42



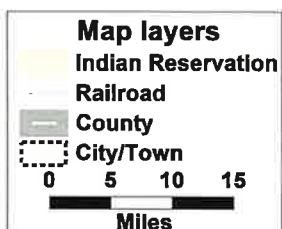
## District 42 Statistics

Field	Value
District	42
Population	38324
Deviation	-1,707
% Deviation	-4.26%
18+_Pop	29380
% 18+_Pop	76.66%
18+_Wht	26562
% 18+_Wht	90.41%
H18+_Pop	1957
% H18+_Pop	6.66%
18+_Blk	287
% 18+_Blk	0.98%
18+_WhtBlk	88
% 18+_WhtBlk	0.3%
18+_Ind	162
% 18+_Ind	0.55%
18+_Asn	245
% 18+_Asn	0.83%
18+_Hwn	12
% 18+_Hwn	0.04%
18+_Oth	704
% 18+_Oth	2.4%

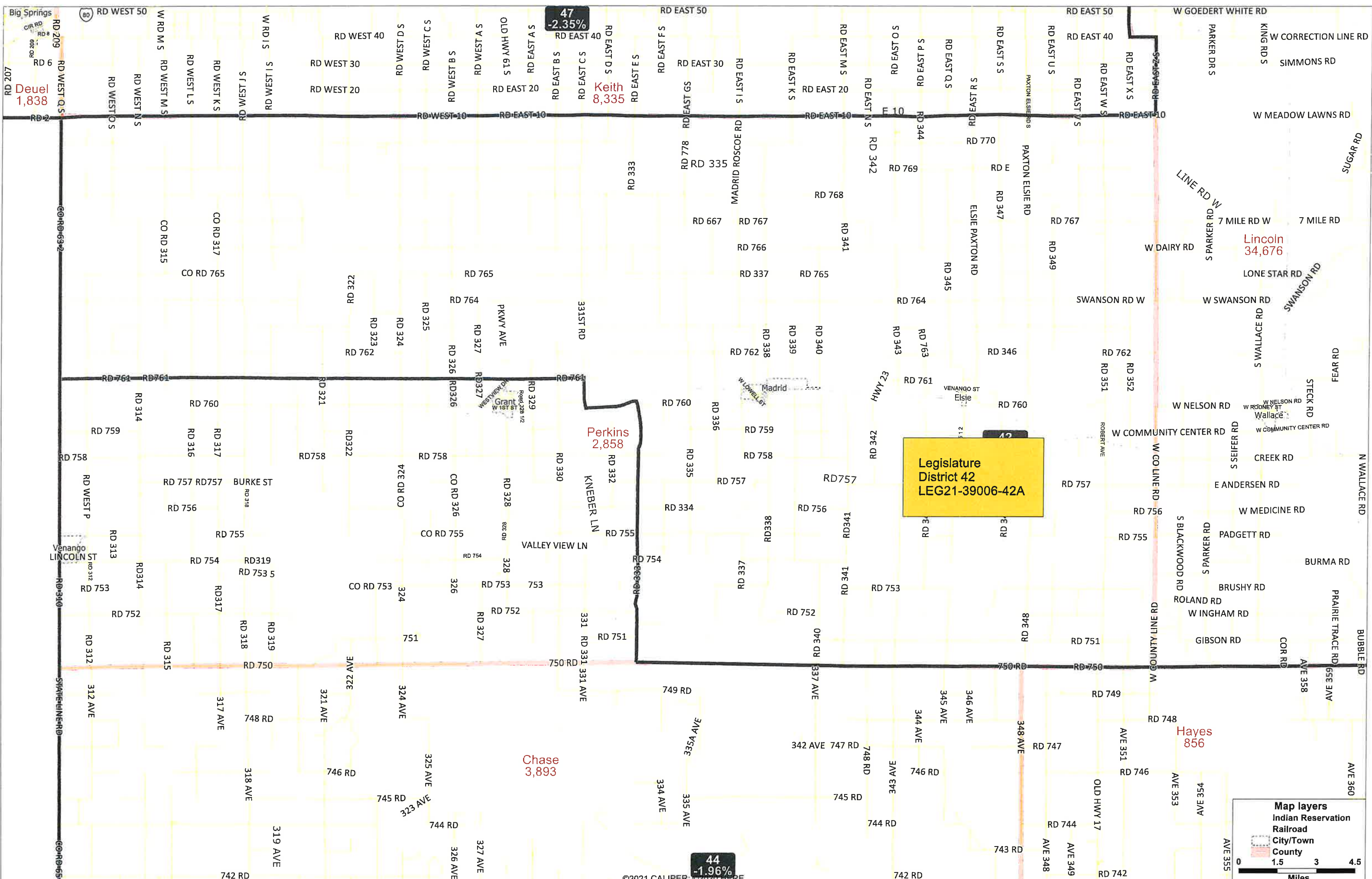
LEG21-39006-42  
U.S. Bureau of the Census  
(Population Data), 2020



Created by - Legislative Research Office  
Source - U.S. Census Bureau  
Date - September 29, 2021



©2021 CALIPER; ©2020 HERE



**Legislature District 42**  
**LEG21-39006-42A**

**47**  
**-2.35%**

**Keith**  
**8,335**

**Perkins**  
**2,858**

**Chase**  
**3,893**

**Lincoln**  
**34,676**

**Hayes**  
**856**

**44**  
**-1.96%**

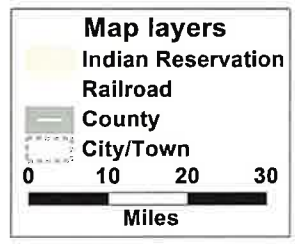
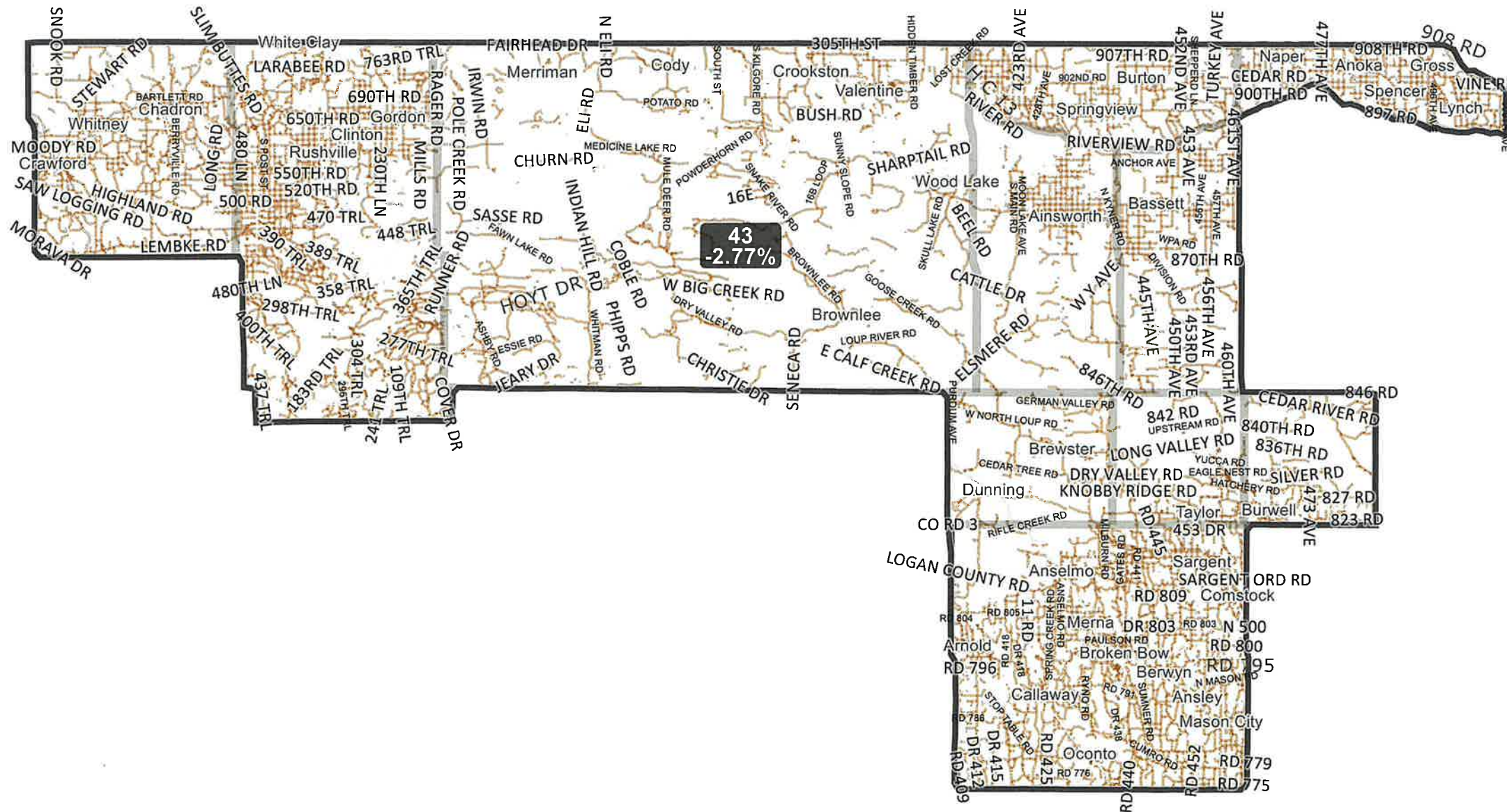
**Map layers**

- Indian Reservation
- Railroad
- City/Town
- County

0 1.5 3 4.5 Miles

# Nebraska Legislative District 43 - LB3 - Final Reading (2021)

LEG21-39006-43



©2021 CALIPER; ©2020 HERE

## District 43 Statistics

Field	Value
District	43
Population	38921
Deviation	-1,110
% Deviation	-2.77%
18+_Pop	30476
% 18+_Pop	78.3%
18+_Wht	27940
% 18+_Wht	91.68%
H18+_Pop	860
% H18+_Pop	2.82%
18+_Blk	202
% 18+_Blk	0.66%
18+_WhtBlk	46
% 18+_WhtBlk	0.15%
18+_Ind	820
% 18+_Ind	2.69%
18+_Asn	95
% 18+_Asn	0.31%
18+_Hwn	9
% 18+_Hwn	0.03%
18+_Oth	375
% 18+_Oth	1.23%

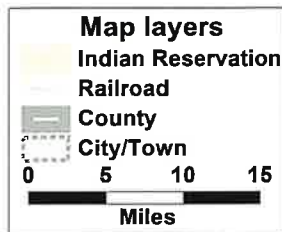
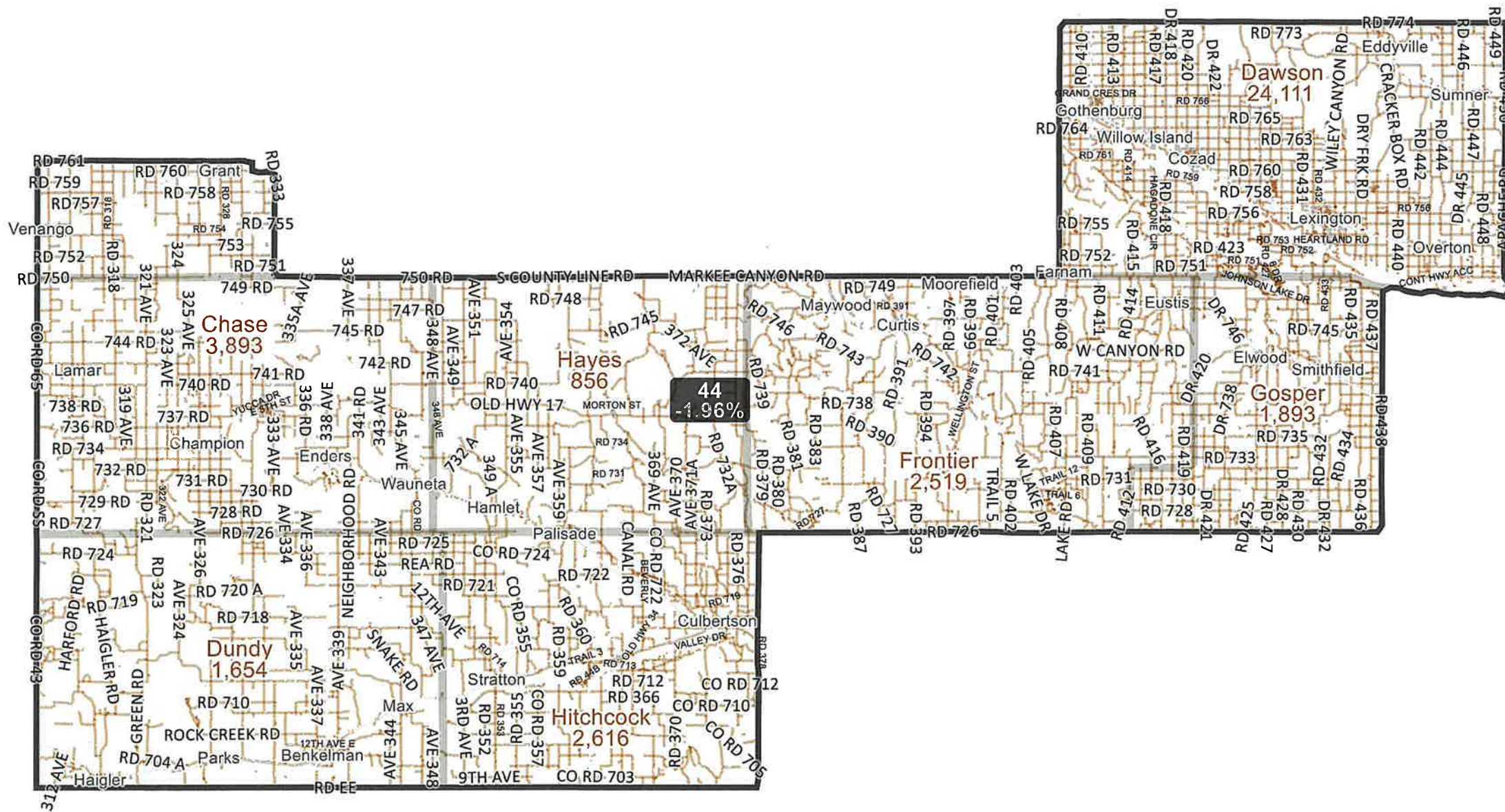
LEG21-39006-43  
 U.S. Bureau of the Census (Population Data), 2020



Created by - Legislative Research Office  
 Source - U.S. Census Bureau  
 Date - September 29 2021

# Nebraska Legislative District 44 - LB3 - Final Reading (2021)

LEG21-39006-44



©2021 CALIPER; ©2020 HERE

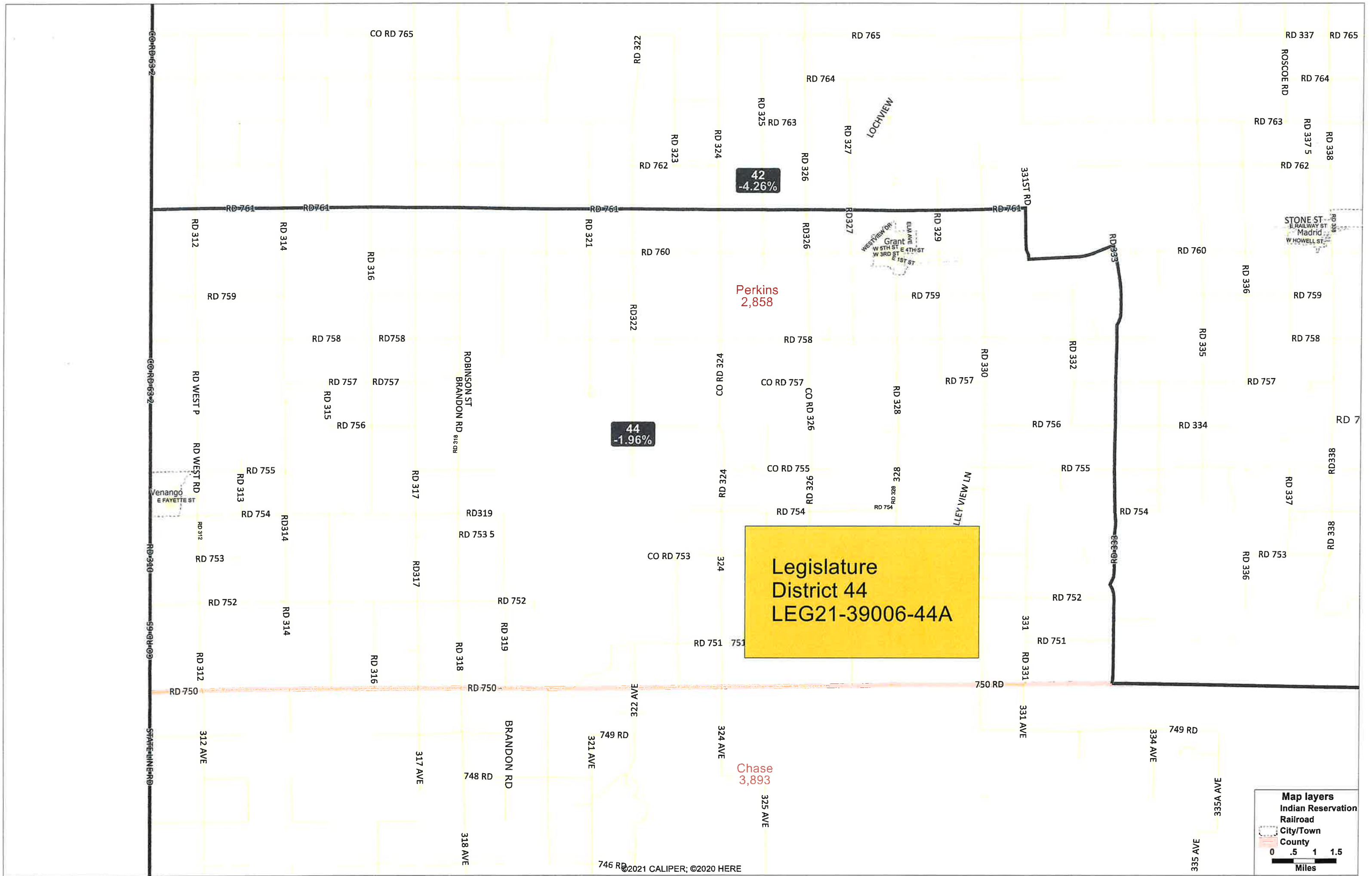
## District 44 Statistics

Field	Value
District	44
Population	39247
Deviation	-784
% Deviation	-1.96%
18+_Pop	29039
% 18+_Pop	73.99%
18+_Wht	22340
% 18+_Wht	76.93%
H18+_Pop	6114
% H18+_Pop	21.05%
18+_Blk	780
% 18+_Blk	2.69%
18+_WhtBlk	38
% 18+_WhtBlk	0.13%
18+_Ind	209
% 18+_Ind	0.72%
18+_Asn	174
% 18+_Asn	0.6%
18+_Hwn	35
% 18+_Hwn	0.12%
18+_Oth	3438
% 18+_Oth	11.84%

LEG21-39006-44  
U.S. Bureau of the Census (Population Data), 2020



Created by - Legislative Research Office  
Source - U.S. Census Bureau  
Date - September 29 2021



42  
-4.26%

Perkins  
2,858

44  
-1.96%

Legislature  
District 44  
LEG21-39006-44A

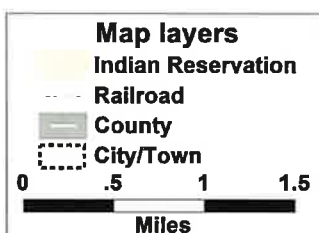
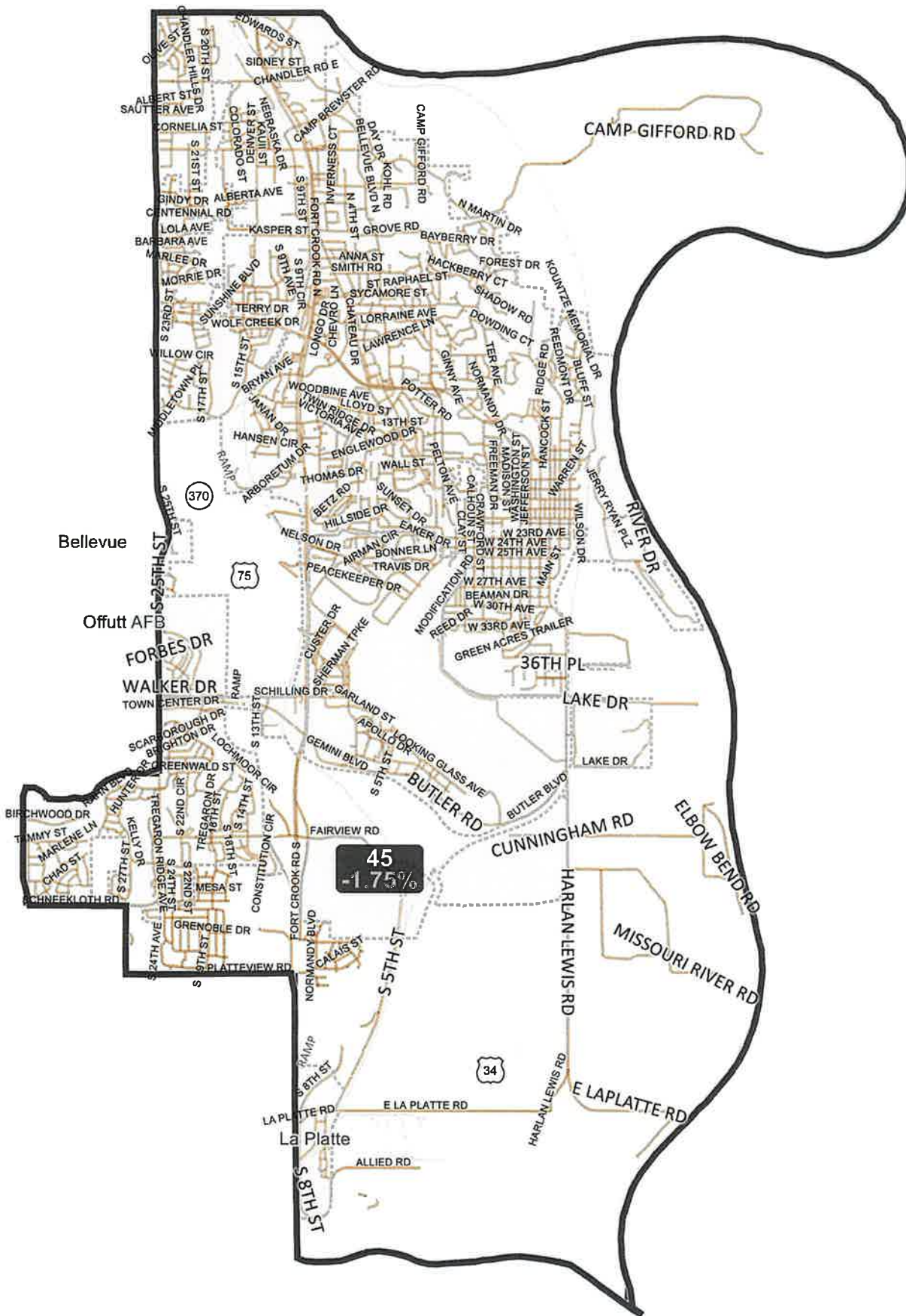
Chase  
3,893

**Map layers**  
Indian Reservation  
Railroad  
City/Town  
County

0 .5 1 1.5  
Miles

# Nebraska Legislative District 45 - LB3 - Final Reading (2021)

LEG21-39006-45



©2021 CALIPER; ©2020 HERE

## District 45 Statistics

Field	Value
District	45
Population	39331
Deviation	-700
% Deviation	-1.75%
18+_Pop	29531
% 18+_Pop	75.08%
18+_Wht	22305
% 18+_Wht	75.53%
H18+_Pop	3584
% H18+_Pop	12.14%
18+_Blk	1810
% 18+_Blk	6.13%
18+_WhtBlk	257
% 18+_WhtBlk	0.87%
18+_Ind	237
% 18+_Ind	0.8%
18+_Asn	937
% 18+_Asn	3.17%
18+_Hwn	68
% 18+_Hwn	0.23%
18+_Oth	1419
% 18+_Oth	4.81%

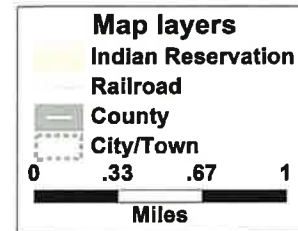
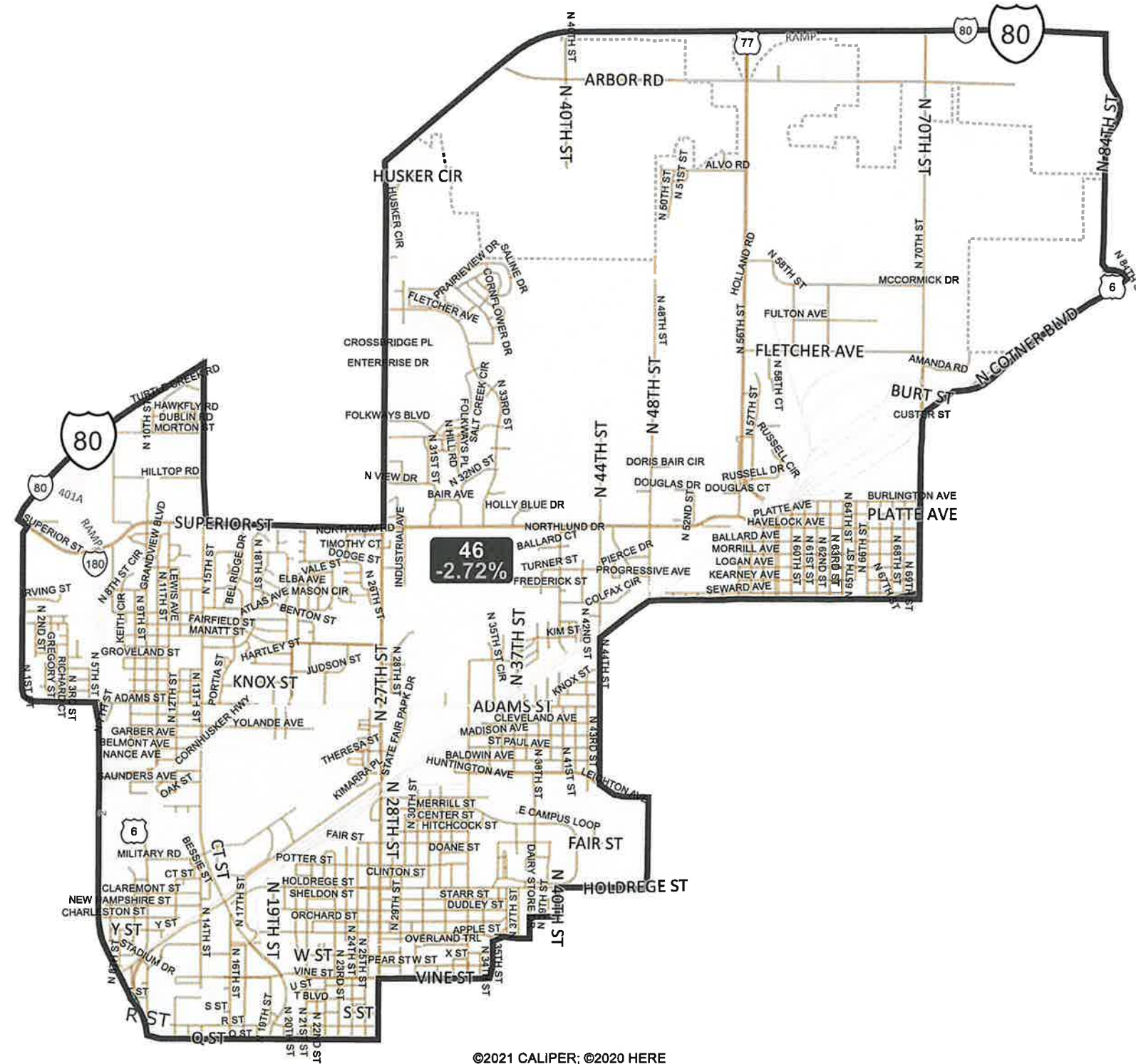
LEG21-39006-45  
U.S. Bureau of the Census  
(Population Data), 2020



Created by - Legislative Research Office  
Source - U.S. Census Bureau  
Date - September 29, 2021

# Nebraska Legislative District 46 - LB3 - Final Reading (2021)

LEG21-39006-46



©2021 CALIPER; ©2020 HERE

## District 46 Statistics

Field	Value
District	46
Population	38941
Deviation	-1,090
% Deviation	-2.72%
18+_Pop	31856
% 18+_Pop	81.81%
18+_Wht	24065
% 18+_Wht	75.54%
H18+_Pop	2994
% H18+_Pop	9.4%
18+_Blk	1901
% 18+_Blk	5.97%
18+_WhtBlk	255
% 18+_WhtBlk	0.8%
18+_Ind	348
% 18+_Ind	1.09%
18+_Asn	2315
% 18+_Asn	7.27%
18+_Hwn	11
% 18+_Hwn	0.03%
18+_Oth	1441
% 18+_Oth	4.52%

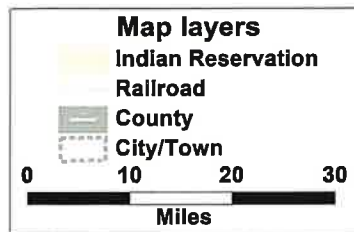
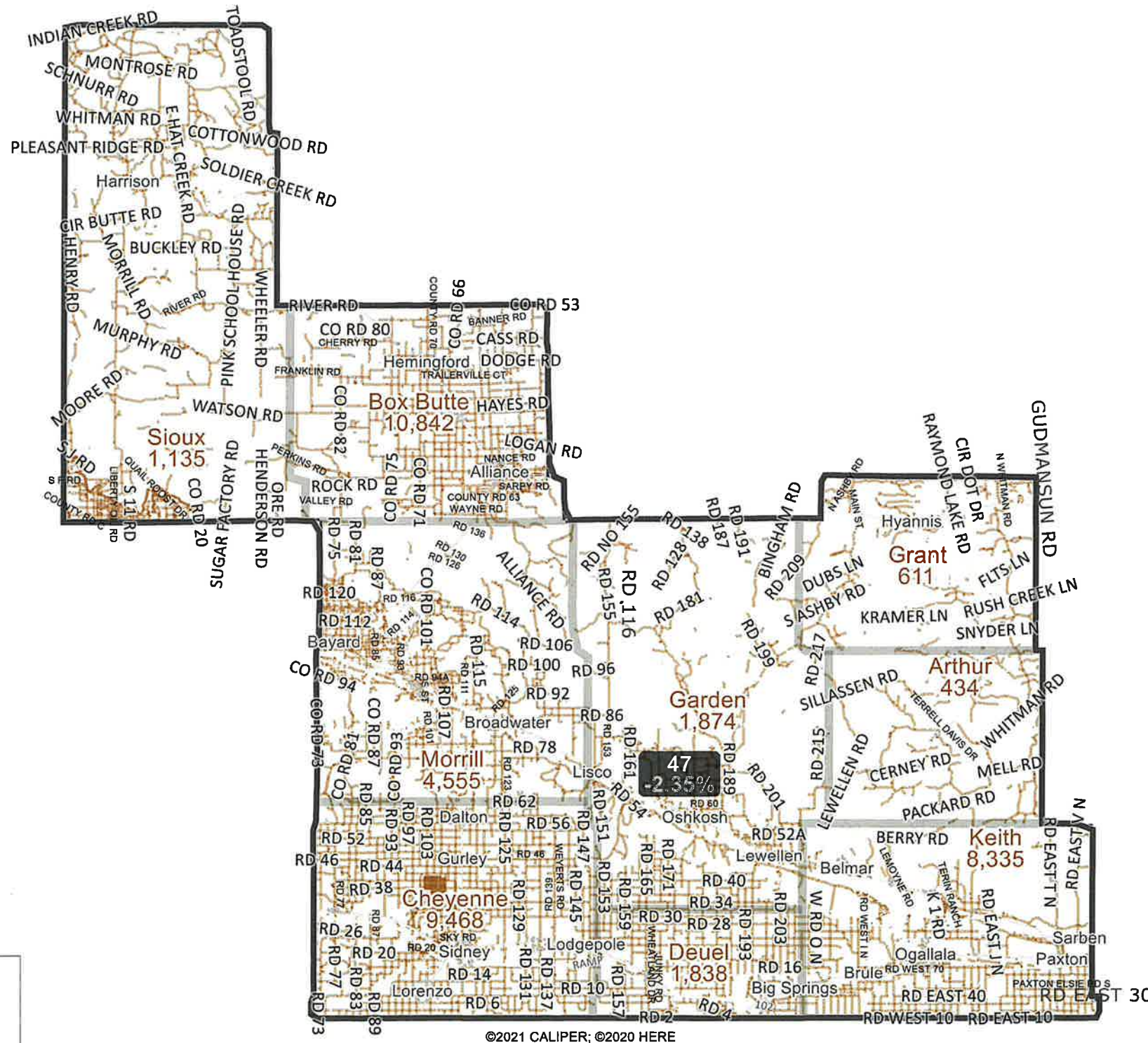
LEG21-39006-46  
 U.S. Bureau of the Census (Population Data), 2020



Created by - Legislative Research Office  
 Source - U.S. Census Bureau  
 Date - September 29 2021

# Nebraska Legislative District 47 - LB3 - Final Reading (2021)

LEG21-39006-47



©2021 CALIPER; ©2020 HERE

## District 47 Statistics

Field	Value
District	47
Population	39092
Deviation	-939
% Deviation	-2.35%
18+_Pop	30221
% 18+_Pop	77.31%
18+_Wht	27180
% 18+_Wht	89.94%
H18+_Pop	2273
% H18+_Pop	7.52%
18+_Blk	121
% 18+_Blk	0.4%
18+_WhtBlk	63
% 18+_WhtBlk	0.21%
18+_Ind	371
% 18+_Ind	1.23%
18+_Asn	174
% 18+_Asn	0.58%
18+_Hwn	6
% 18+_Hwn	0.02%
18+_Oth	923
% 18+_Oth	3.05%

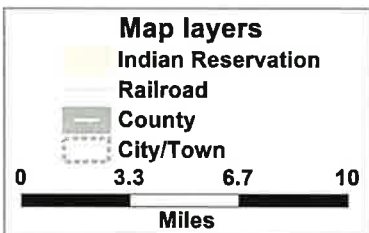
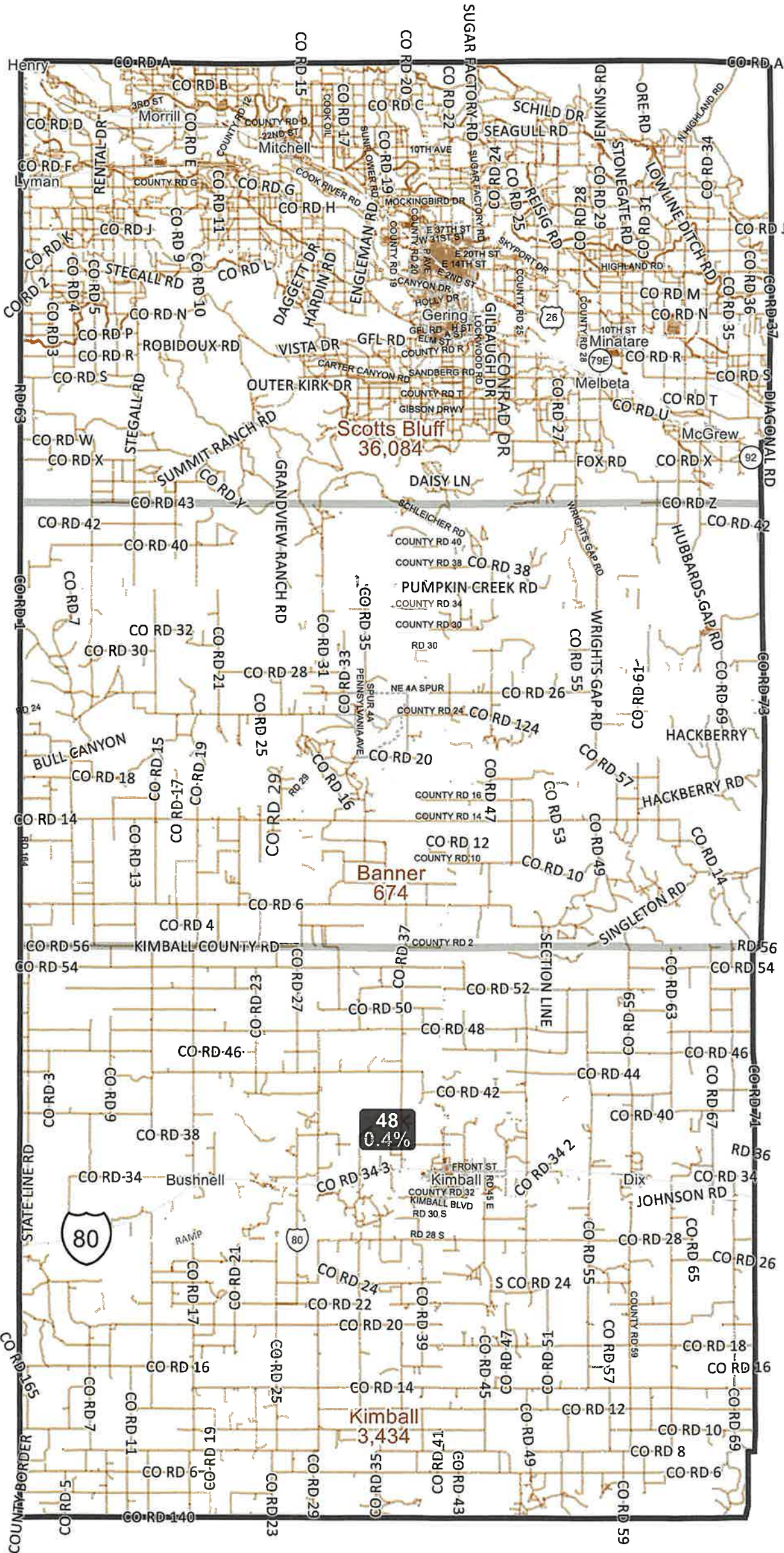
LEG21-39006-47  
U.S. Bureau of the Census (Population Data), 2020



Created by - Legislative Research Office  
Source - U.S. Census Bureau  
Date - September 29 2021

# Nebraska Legislative District 48 - LB3 - Final Reading (2021)

LEG21-39006-48



©2021 CALIPER; ©2020 HERE

## District 48 Statistics

Field	Value
District	48
Population	40192
Deviation	161
% Deviation	0.4%
18+_Pop	30644
% 18+_Pop	76.24%
18+_Wht	25097
% 18+_Wht	81.9%
H18+_Pop	5458
% H18+_Pop	17.81%
18+_Blk	200
% 18+_Blk	0.65%
18+_WhtBlk	70
% 18+_WhtBlk	0.23%
18+_Ind	540
% 18+_Ind	1.76%
18+_Asn	234
% 18+_Asn	0.76%
18+_Hwn	25
% 18+_Hwn	0.08%
18+_Oth	1995
% 18+_Oth	6.51%

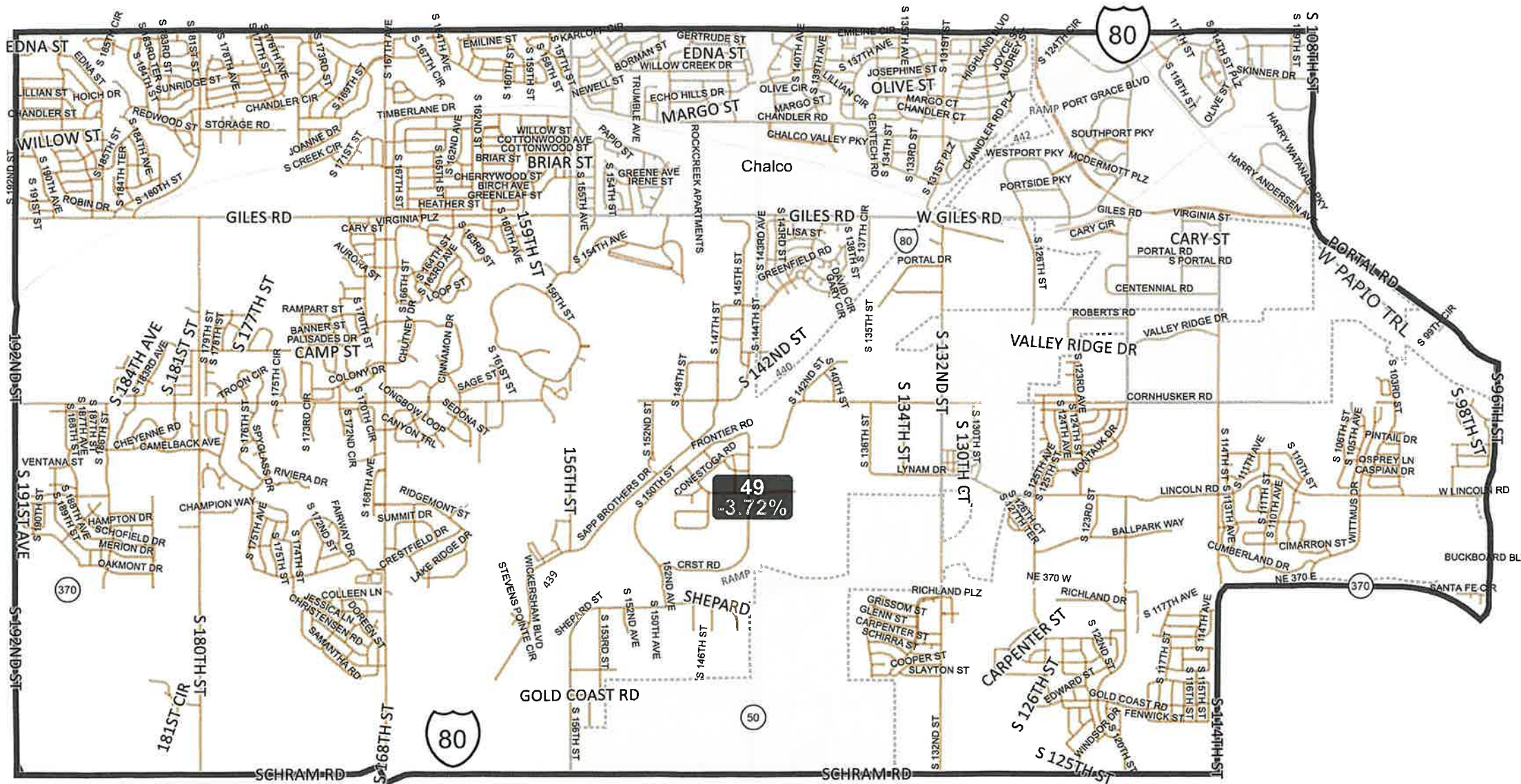
LEG21-39006-48  
U.S. Bureau of the Census  
(Population Data), 2020



Created by - Legislative Research Office  
Source - U.S. Census Bureau  
Date - September 29, 2021

# Nebraska Legislative District 49 - LB3 - Final Reading (2021)

LEG21-39006-49



©2021 CALIPER; ©2020 HERE

## District 49 Statistics

Field	Value
District	49
Population	38542
Deviation	-1,489
% Deviation	-3.72%
18+_Pop	27014
% 18+_Pop	70.09%
18+_Wht	23749
% 18+_Wht	87.91%
H18+_Pop	1408
% H18+_Pop	5.21%
18+_Blk	482
% 18+_Blk	1.78%
18+_WhtBlk	102
% 18+_WhtBlk	0.38%
18+_Ind	84
% 18+_Ind	0.31%
18+_Asn	807
% 18+_Asn	2.99%
18+_Hwn	23
% 18+_Hwn	0.09%
18+_Oth	511
% 18+_Oth	1.89%

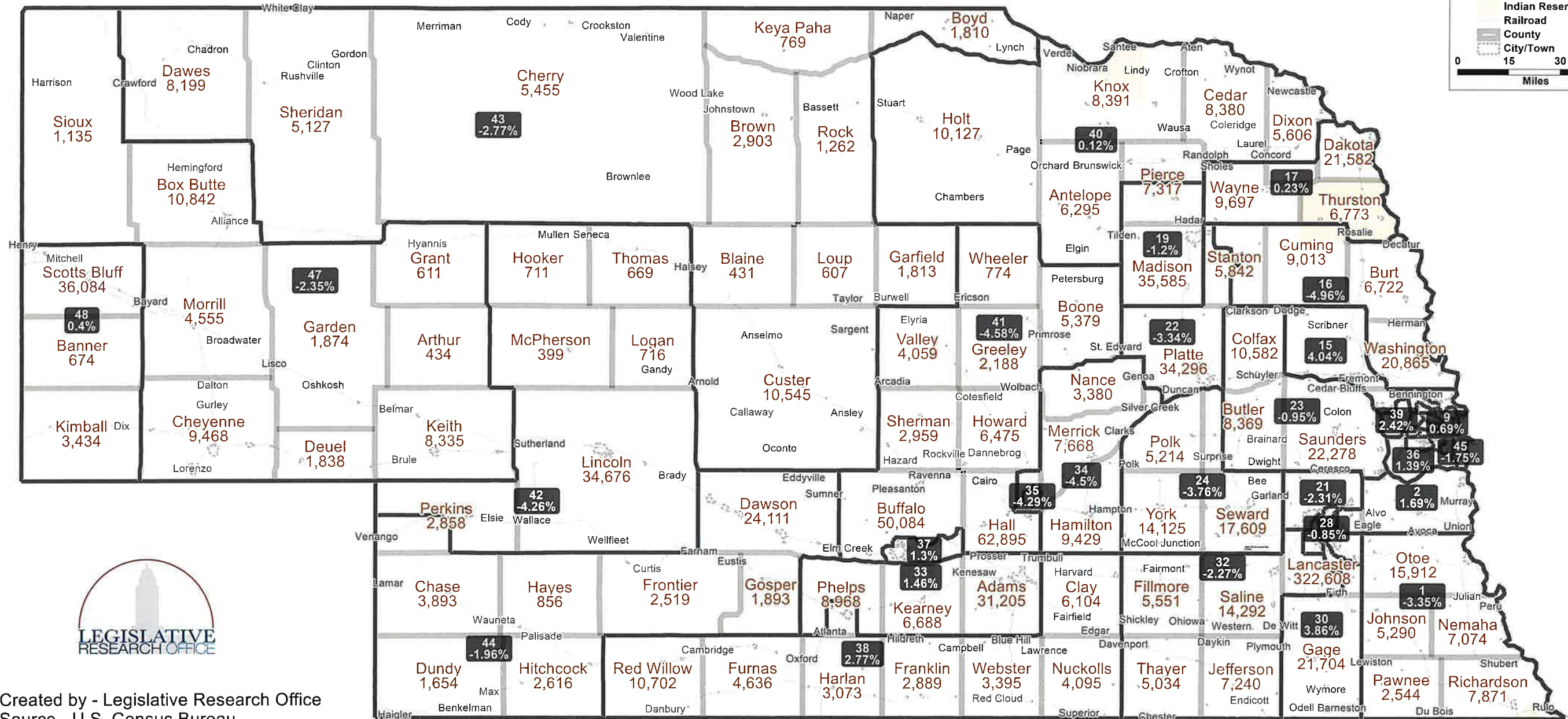
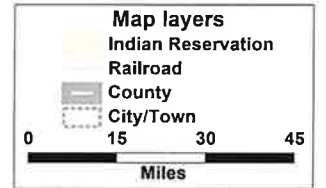
LEG21-39006-49  
 U.S. Bureau of the Census (Population Data), 2020



Created by - Legislative Research Office  
 Source - U.S. Census Bureau  
 Date - September 29 2021

# Nebraska Legislature - LB3 - Final Reading (2021)

LEG21-39006



Created by - Legislative Research Office  
Source - U.S. Census Bureau  
Date - September 29, 2021  
LEG21-39006  
(Final Reading Version)

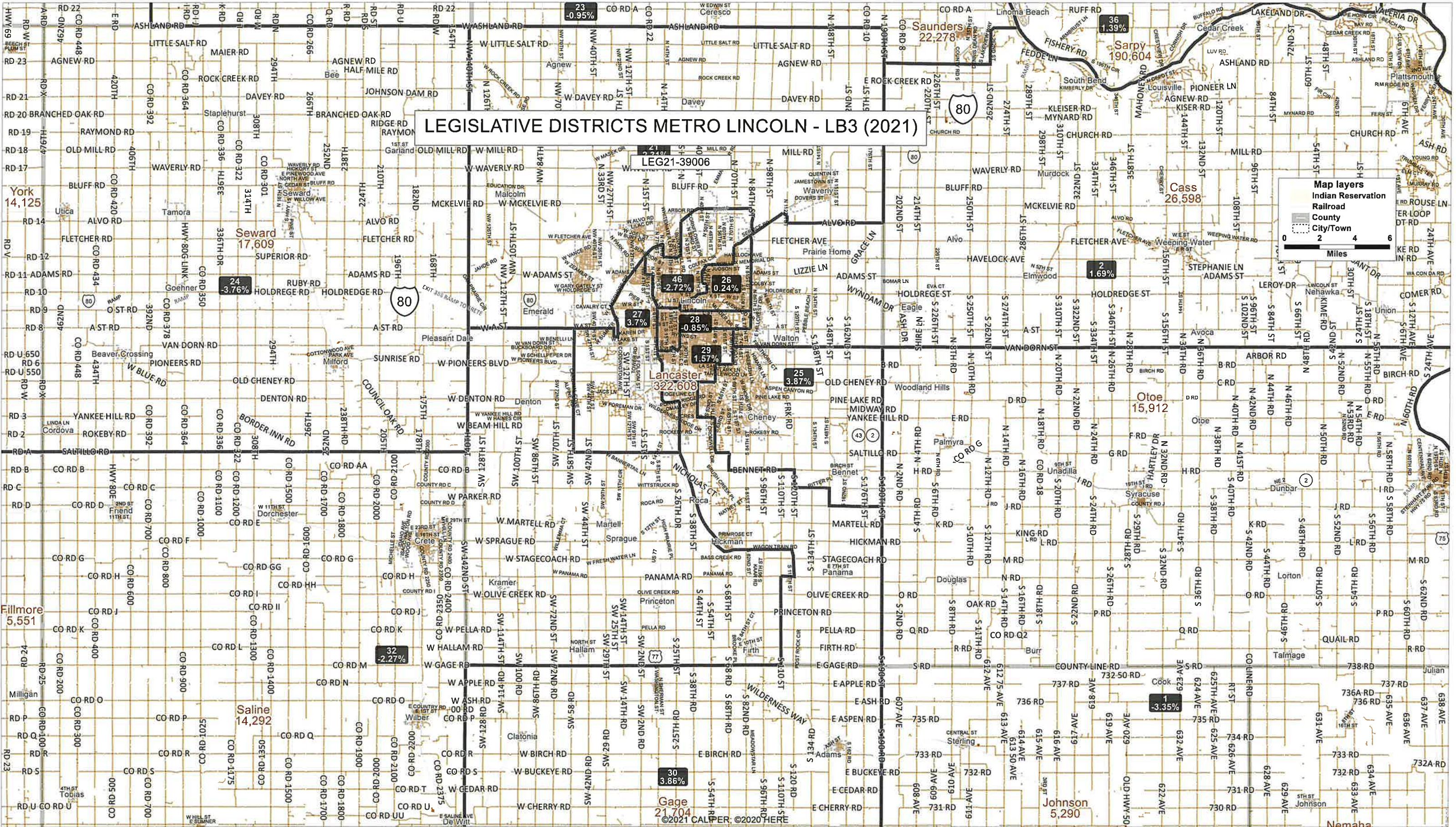
# LEGISLATIVE DISTRICTS METRO LINCOLN - LB3 (2021)

**Map layers**

- Indian Reservation
- Railroad
- County
- City/Town



Miles

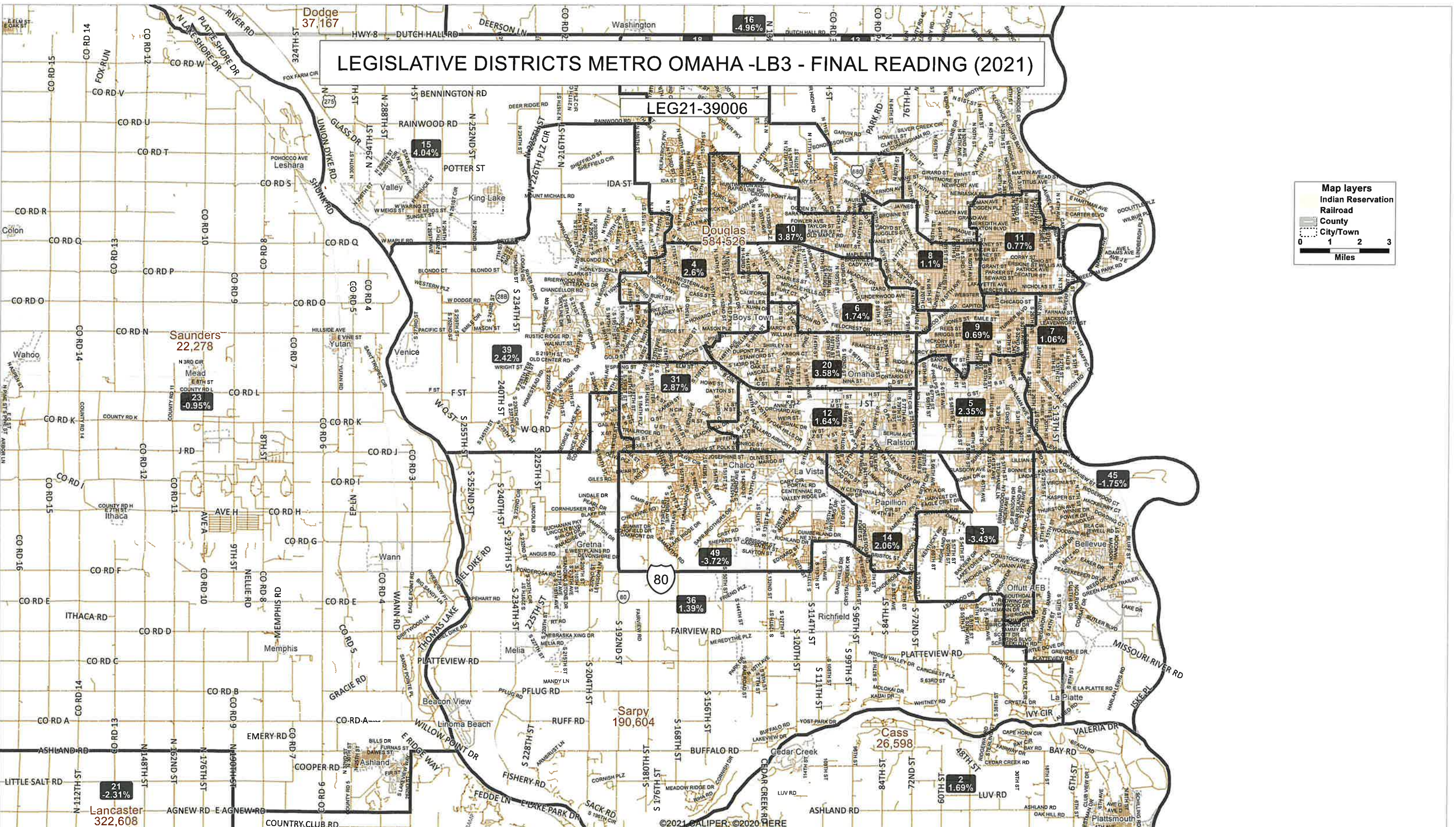


# LEGISLATIVE DISTRICTS METRO OMAHA -LB3 - FINAL READING (2021)

LEG21-39006

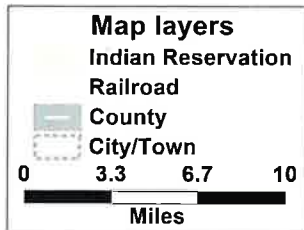
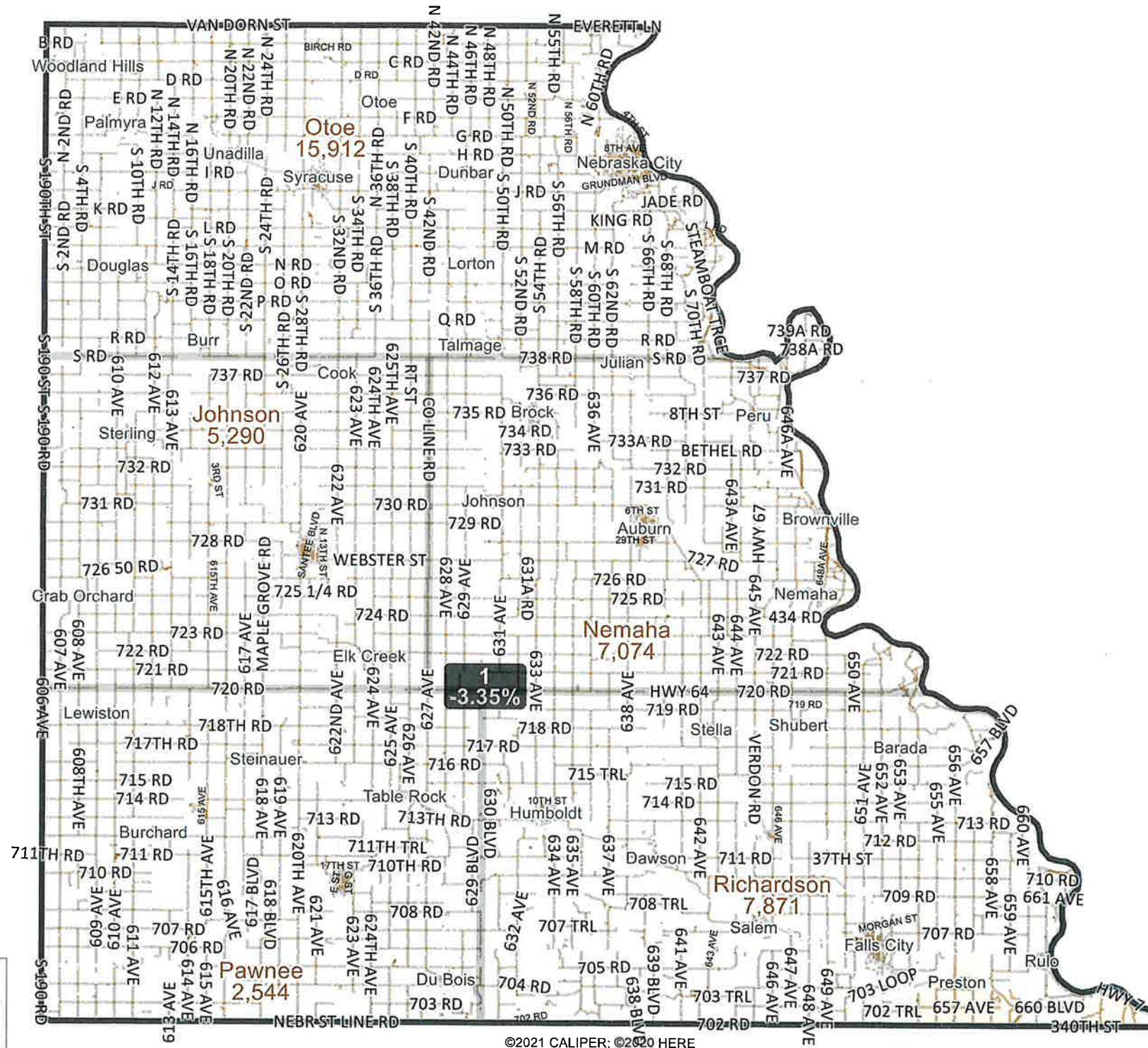
**Map layers**  
Indian Reservation  
Railroad  
County  
City/Town

Miles



# Nebraska Legislative District 1 - LB3 - Final Reading (2021)

LEG21-39006-1



## District 1 Statistics

Field	Value
District	1
Population	38691
Deviation	-1,340
% Deviation	-3.35%
18+_Pop	29984
% 18+_Pop	77.5%
18+_Wht	27120
% 18+_Wht	90.45%
H18+_Pop	1478
% H18+_Pop	4.93%
18+_Blk	457
% 18+_Blk	1.52%
18+_WhtBlk	81
% 18+_WhtBlk	0.27%
18+_Ind	287
% 18+_Ind	0.96%
18+_Asn	187
% 18+_Asn	0.62%
18+_Hwn	2
% 18+_Hwn	0.01%
18+_Oth	805
% 18+_Oth	2.68%

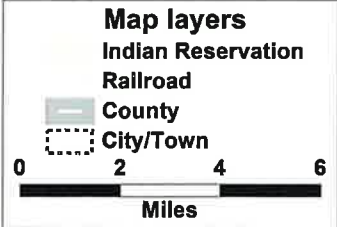
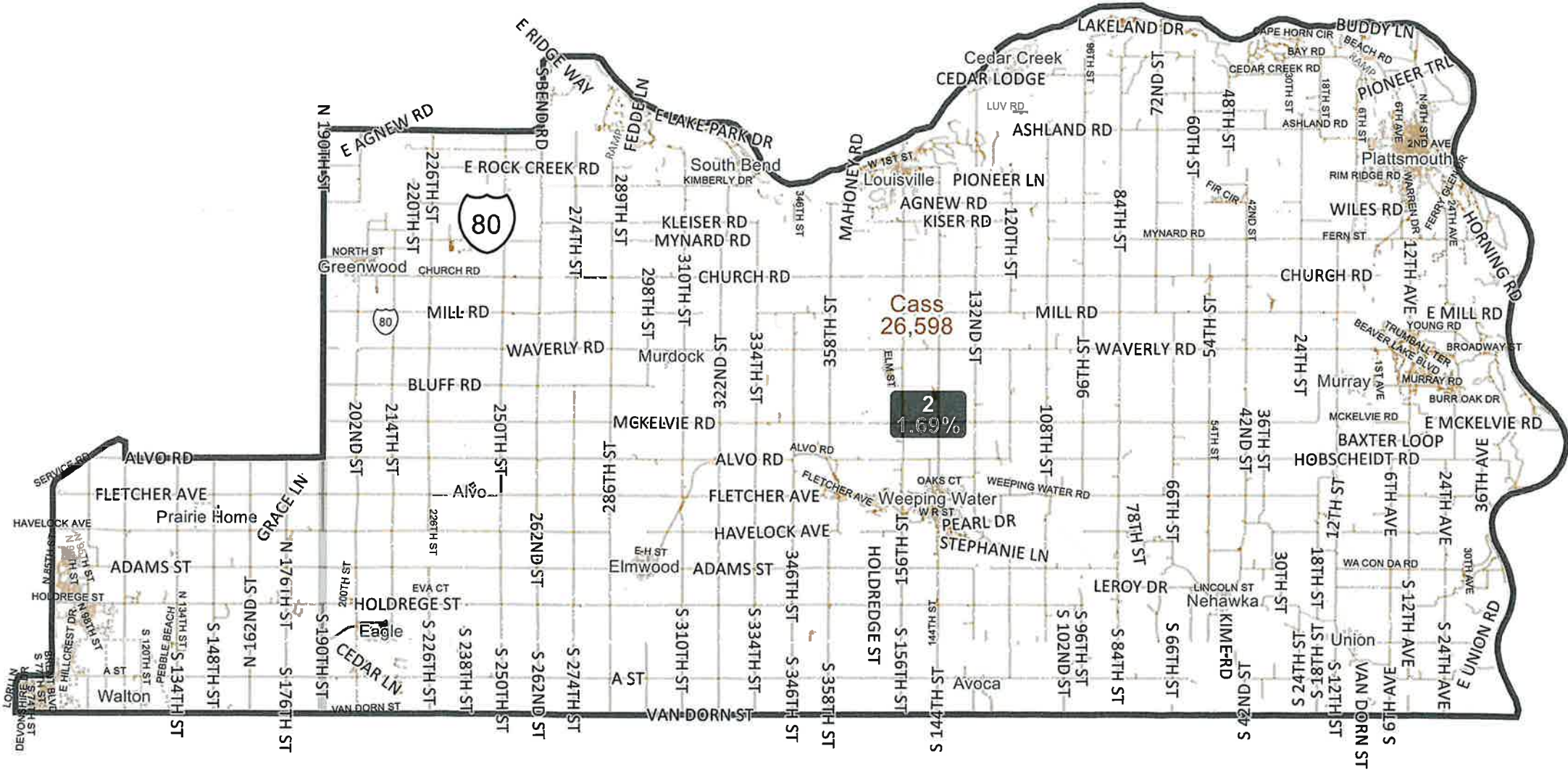
LEG21-39006-1  
U.S. Bureau of the Census (Population Data), 2020



Created by - Legislative Research Office  
Source - U.S. Census Bureau  
Date - September 29 2021

# Nebraska Legislative District 2 - LB3 - Final Reading (2021)

LEG21-39006-2



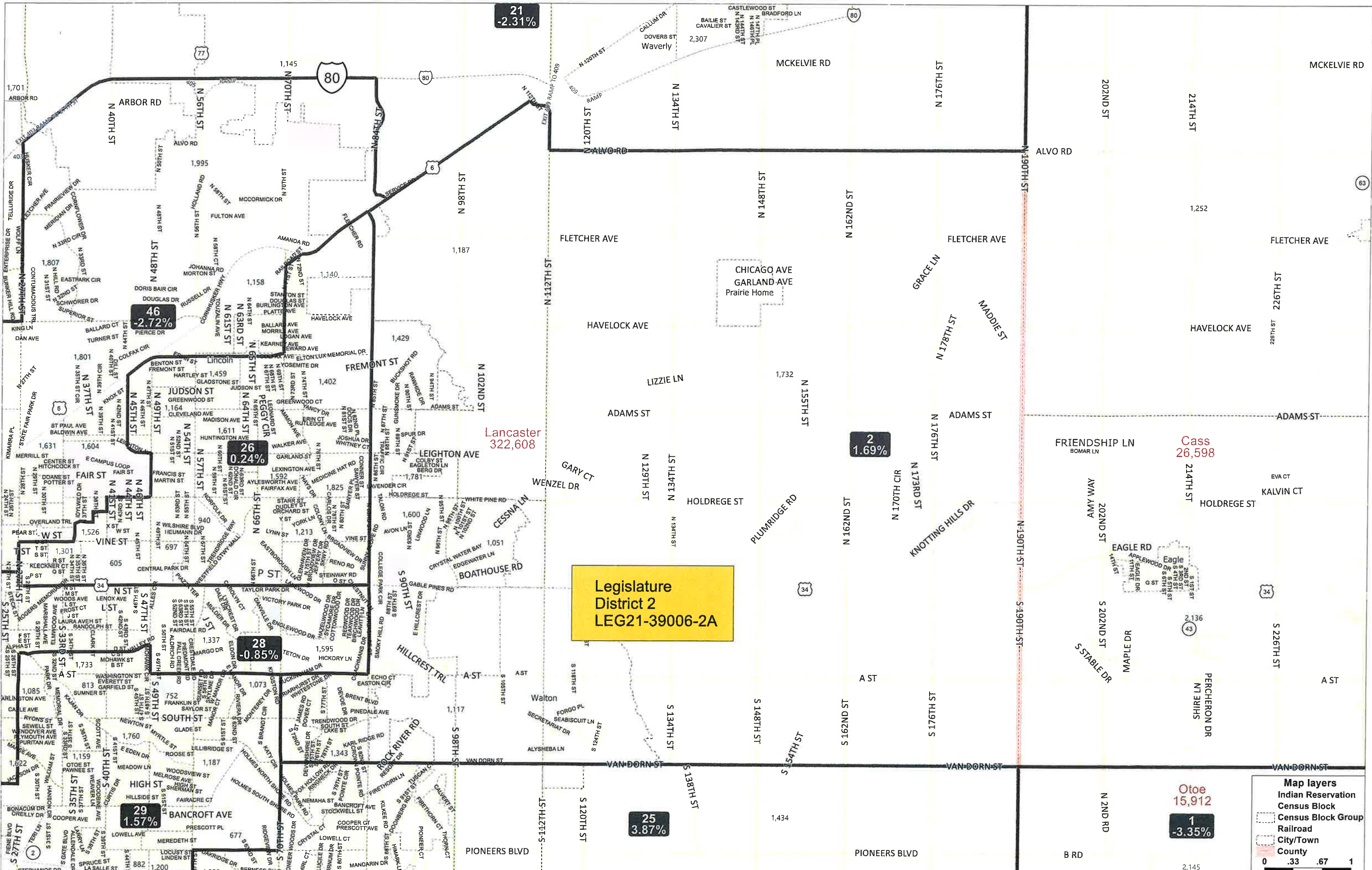
©2021 CALIPER; ©2020 HERE

District 2 Statistics	
Field	Value
District	2
Population	40708
Deviation	677
% Deviation	1.69%
18+_Pop	30860
% 18+_Pop	75.81%
18+_Wht	28548
% 18+_Wht	92.51%
H18+_Pop	881
% H18+_Pop	2.85%
18+_Blk	250
% 18+_Blk	0.81%
18+_WhtBlk	107
% 18+_WhtBlk	0.35%
18+_Ind	93
% 18+_Ind	0.3%
18+_Asn	402
% 18+_Asn	1.3%
18+_Hwn	9
% 18+_Hwn	0.03%
18+_Oth	328
% 18+_Oth	1.06%

LEG21-39006-2  
 U.S. Bureau of the Census (Population Data), 2020



Created by - Legislative Research Office  
 Source - U.S. Census Bureau  
 Date - September 29 2021



21  
-2.31%

46  
-2.72%

26  
0.24%

28  
-0.85%

29  
1.57%

25  
3.87%

2  
1.69%

Otoe  
15,912  
1  
-3.35%

Lancaster  
322,608

Cass  
26,598

Legislature  
District 2  
LEG21-39006-2A

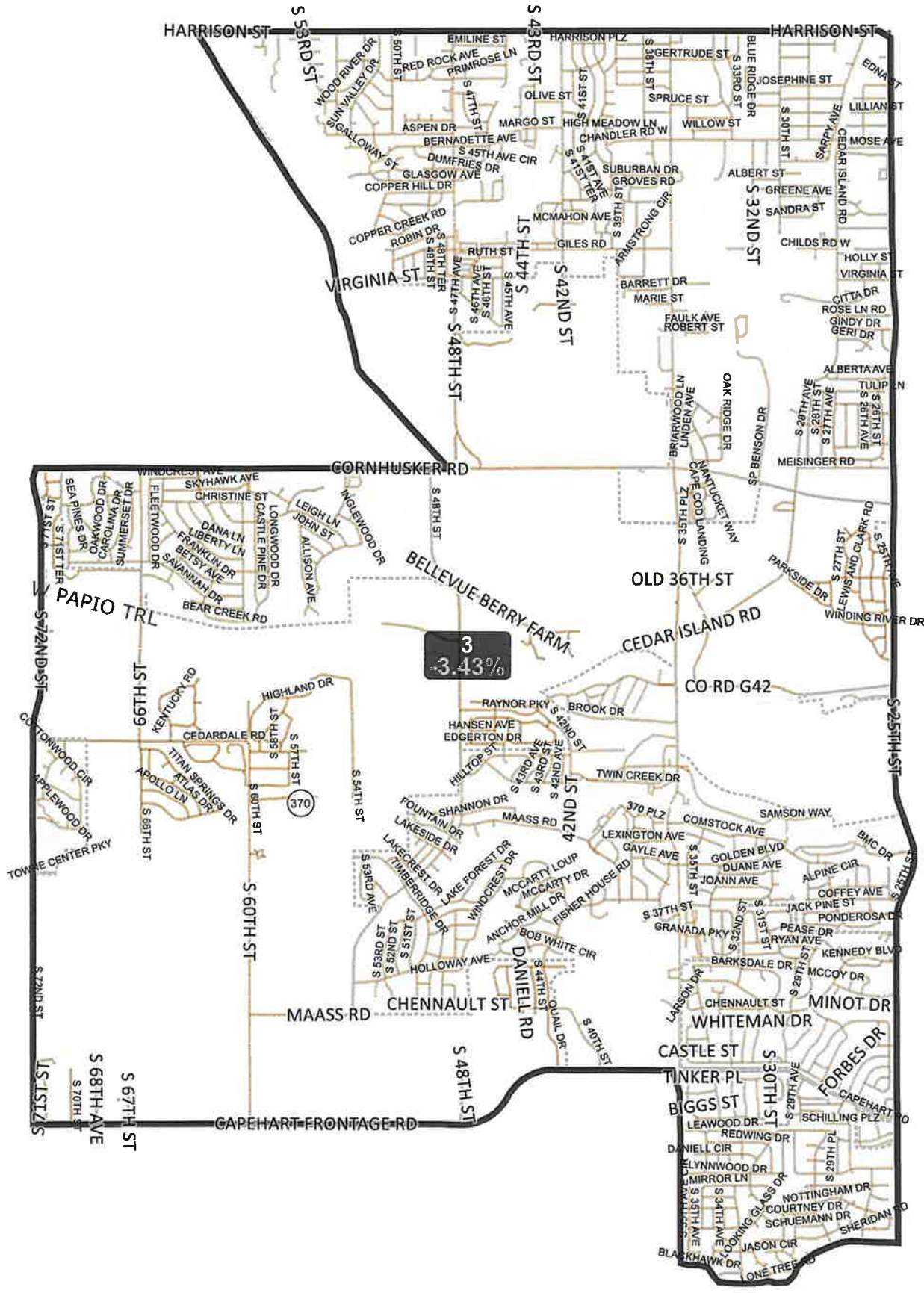
**Map layers**

- Indian Reservation
- Census Block
- Census Block Group
- Railroad
- City/Town
- County

0 .33 .67 1  
Miles

# Nebraska Legislative District 3 - LB3 - Final Reading (2021)

LEG21-39006-3



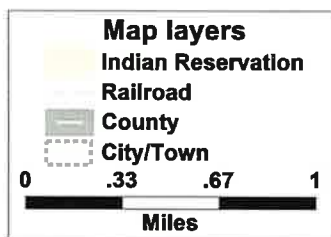
## District 3 Statistics

Field	Value
District	3
Population	38656
Deviation	-1,375
% Deviation	-3.43%
18+_Pop	28363
% 18+_Pop	73.37%
18+_Wht	21527
% 18+_Wht	75.9%
H18+_Pop	3995
% H18+_Pop	14.09%
18+_Blk	1521
% 18+_Blk	5.36%
18+_WhtBlk	211
% 18+_WhtBlk	0.74%
18+_Ind	197
% 18+_Ind	0.69%
18+_Asn	733
% 18+_Asn	2.58%
18+_Hwn	44
% 18+_Hwn	0.16%
18+_Oth	1622
% 18+_Oth	5.72%

LEG21-39006-3  
 U.S. Bureau of the Census  
 (Population Data), 2020

**LEGISLATIVE RESEARCH OFFICE**

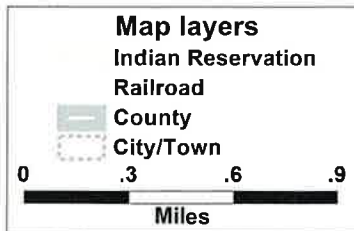
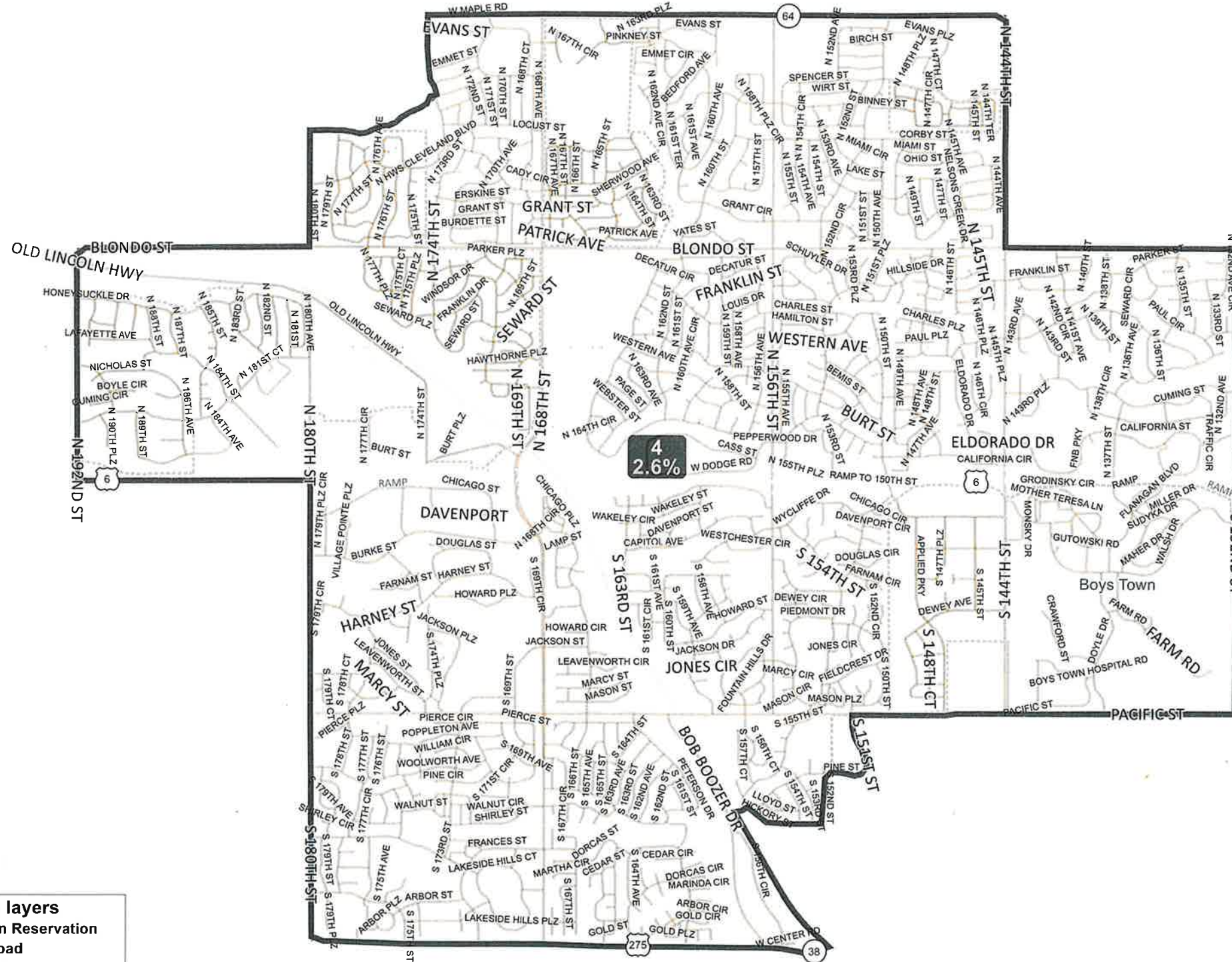
Created by - Legislative Research Office  
 Source - U.S. Census Bureau  
 Date - September 29, 2021



©2021 CALIPER; ©2020 HERE

# Nebraska Legislative District 4 - LB3 - Final Reading (2021)

LEG21-39006-4



©2021 CALIPER; ©2020 HERE

## District 4 Statistics

Field	Value
District	4
Population	41072
Deviation	1,041
% Deviation	2.6%
18+_Pop	29617
% 18+_Pop	72.11%
18+_Wht	25913
% 18+_Wht	87.49%
H18+_Pop	967
% H18+_Pop	3.27%
18+_Blk	626
% 18+_Blk	2.11%
18+_WhtBlk	106
% 18+_WhtBlk	0.36%
18+_Ind	45
% 18+_Ind	0.15%
18+_Asn	1453
% 18+_Asn	4.91%
18+_Hwn	13
% 18+_Hwn	0.04%
18+_Oth	273
% 18+_Oth	0.92%

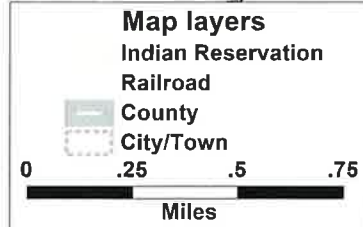
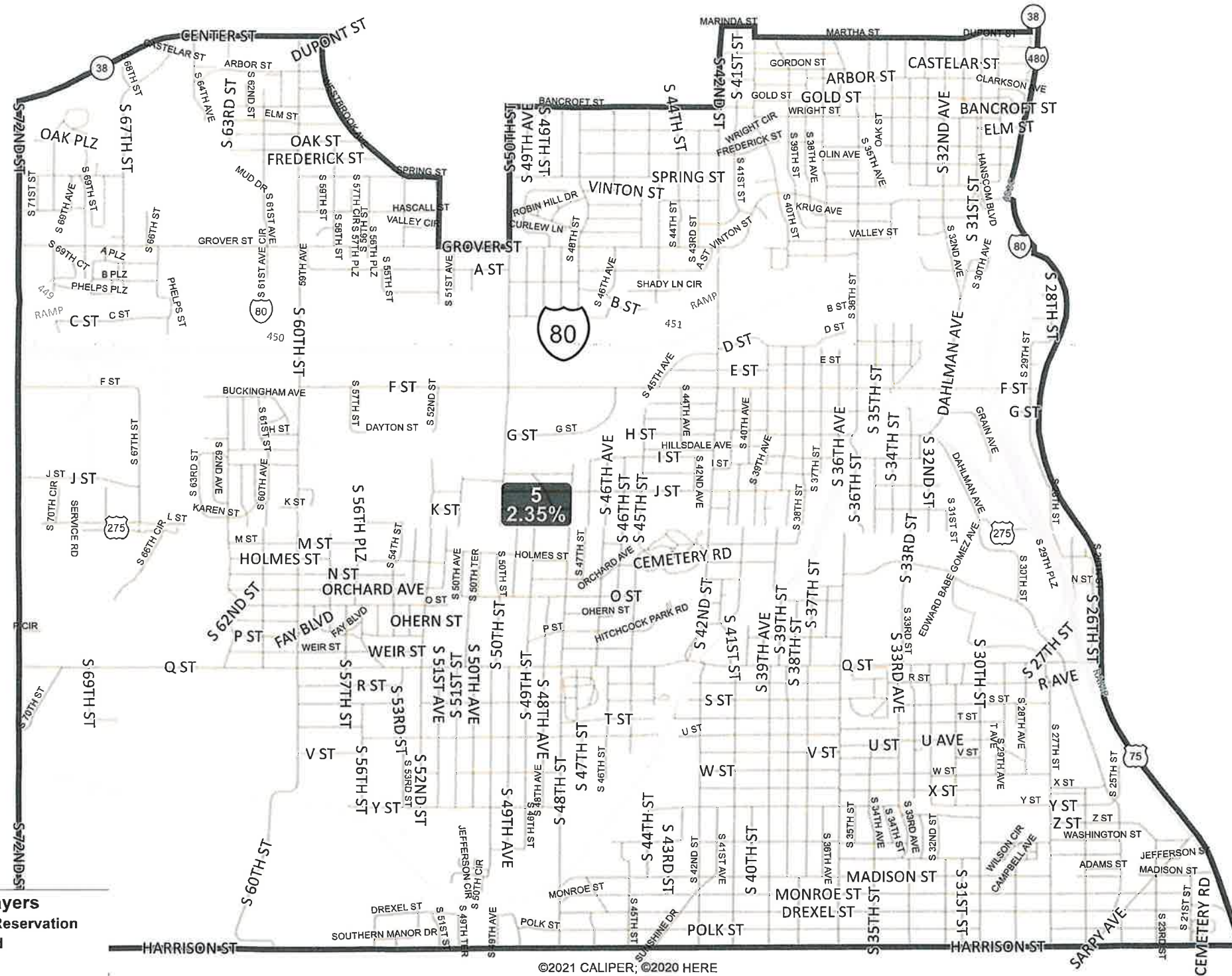
LEG21-39006-4  
 U.S. Bureau of the Census (Population Data), 2020



Created by - Legislative Research Office  
 Source - U.S. Census Bureau  
 Date - September 29 2021

# Nebraska Legislative District 5 - LB3 - Final Reading (2021)

LEG21-39006-5



©2021 CALIPER, ©2020 HERE

## District 5 Statistics

Field	Value
District	5
Population	40970
Deviation	939
% Deviation	2.35%
18+_Pop	29491
% 18+_Pop	71.98%
18+_Wht	17155
% 18+_Wht	58.17%
H18+_Pop	10898
% H18+_Pop	36.95%
18+_Blk	1581
% 18+_Blk	5.36%
18+_WhtBlk	203
% 18+_WhtBlk	0.69%
18+_Ind	678
% 18+_Ind	2.3%
18+_Asn	481
% 18+_Asn	1.63%
18+_Hwn	23
% 18+_Hwn	0.08%
18+_Oth	5676
% 18+_Oth	19.25%

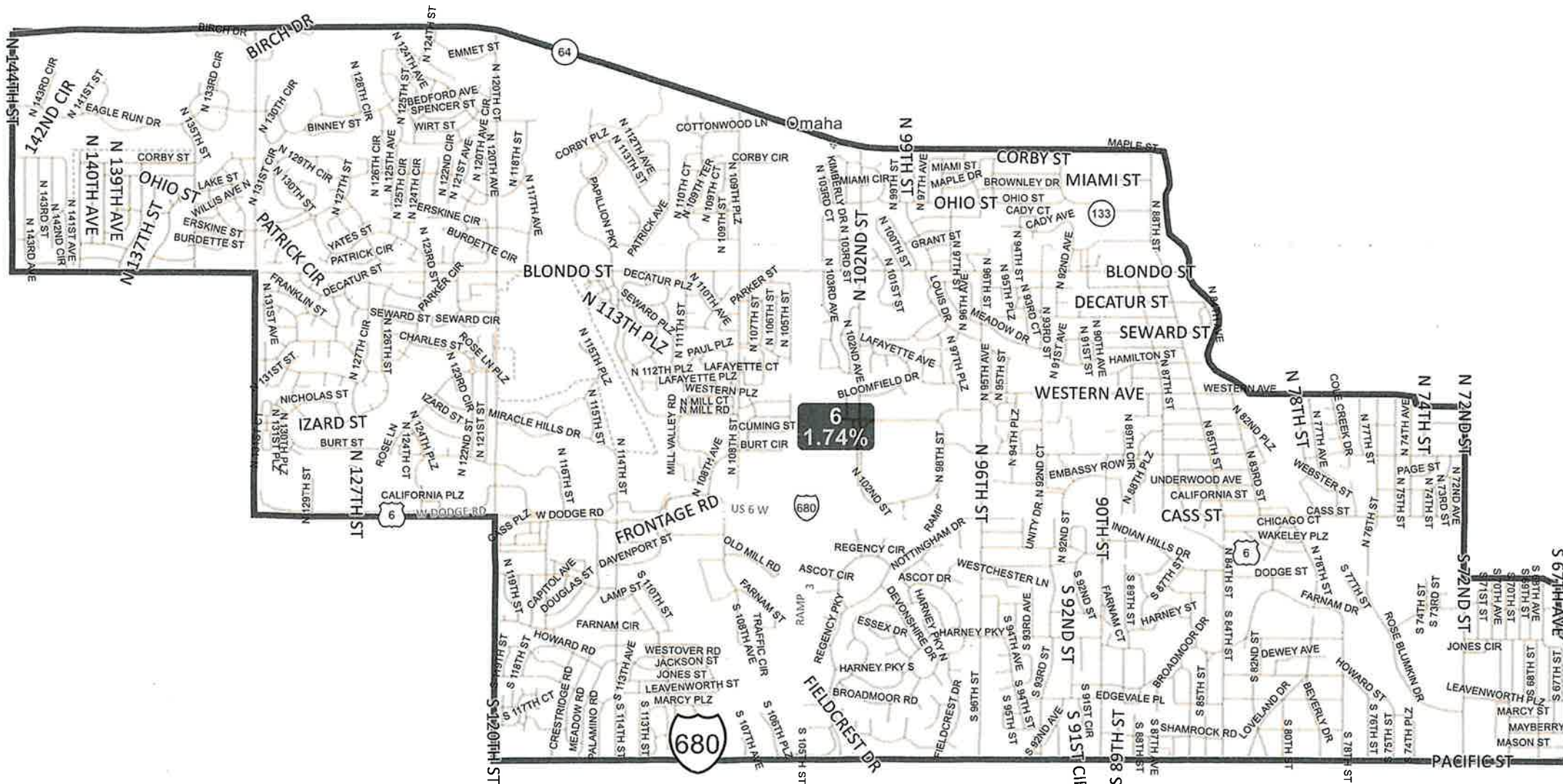
LEG21-39006-5  
 U.S. Bureau of the Census (Population Data), 2020



Created by - Legislative Research Office  
 Source - U.S. Census Bureau  
 Date - September 29 2021

# Nebraska Legislative District 6 - LB3 - Final Reading (2021)

LEG21-39006-6



District 6 Statistics	
Field	Value
District	6
Population	40726
Deviation	695
% Deviation	1.74%
18+_Pop	32980
% 18+_Pop	80.98%
18+_Wht	25842
% 18+_Wht	78.36%
H18+_Pop	1755
% H18+_Pop	5.32%
18+_Blk	2584
% 18+_Blk	7.84%
18+_WhtBlk	233
% 18+_WhtBlk	0.71%
18+_Ind	127
% 18+_Ind	0.39%
18+_Asn	1964
% 18+_Asn	5.96%
18+_Hwn	14
% 18+_Hwn	0.04%
18+_Oth	691
% 18+_Oth	2.1%

LEG21-39006-6  
U.S. Bureau of the Census (Population Data), 2020



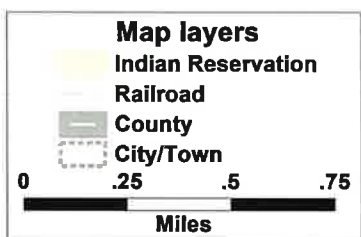
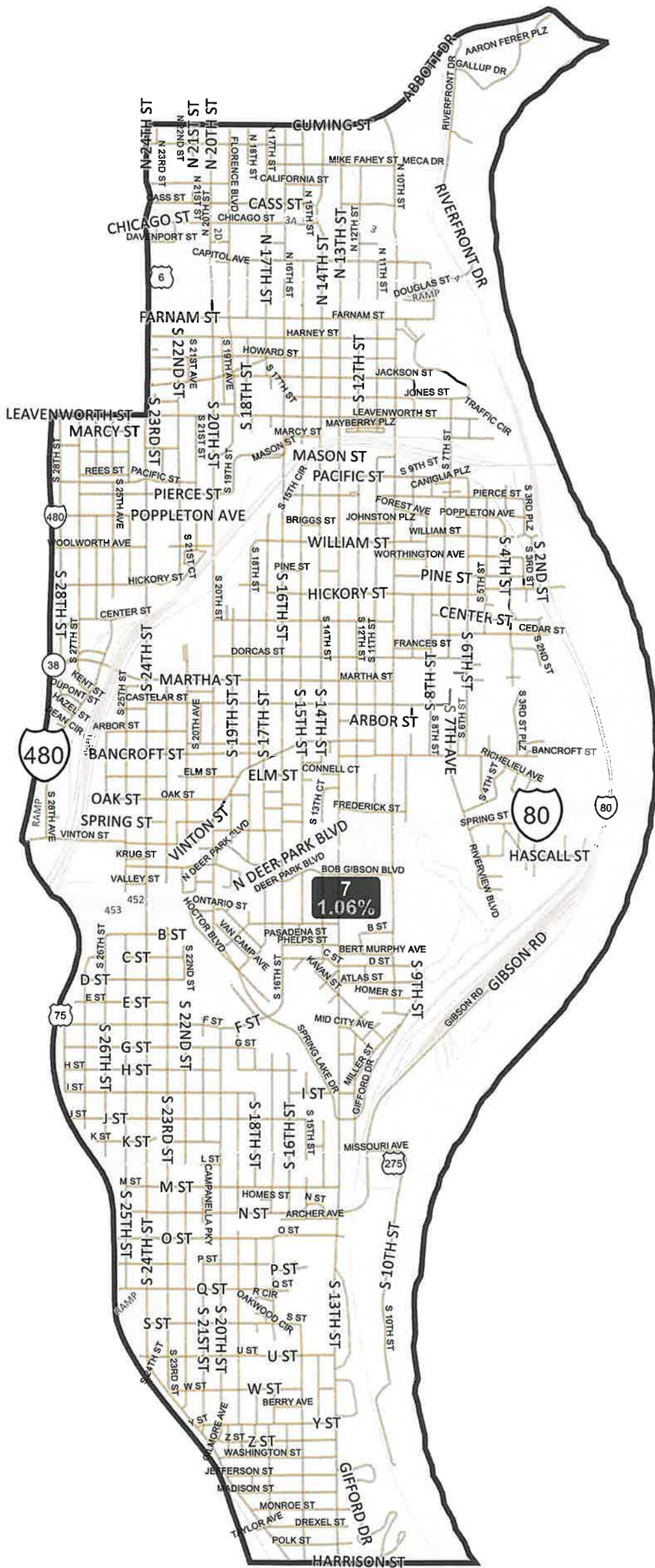
Created by - Legislative Research Office  
Source - U.S. Census Bureau  
Date - September 29 2021



©2021 CALIPER; ©2020 HERE

# Nebraska Legislative District 7 - LB3 - Final Reading (2021)

LEG21-39006-7



©2021 CALIPER; ©2020 HERE

District 7 Statistics	
Field	Value
District	7
Population	40454
Deviation	423
% Deviation	1.06%
18+_Pop	29954
% 18+_Pop	74.04%
18+_Wht	15519
% 18+_Wht	51.81%
H18+_Pop	12903
% H18+_Pop	43.08%
18+_Blk	2096
% 18+_Blk	7%
18+_WhtBlk	229
% 18+_WhtBlk	0.76%
18+_Ind	784
% 18+_Ind	2.62%
18+_Asn	645
% 18+_Asn	2.15%
18+_Hwn	31
% 18+_Hwn	0.1%
18+_Oth	6548
% 18+_Oth	21.86%

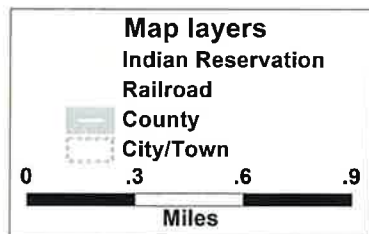
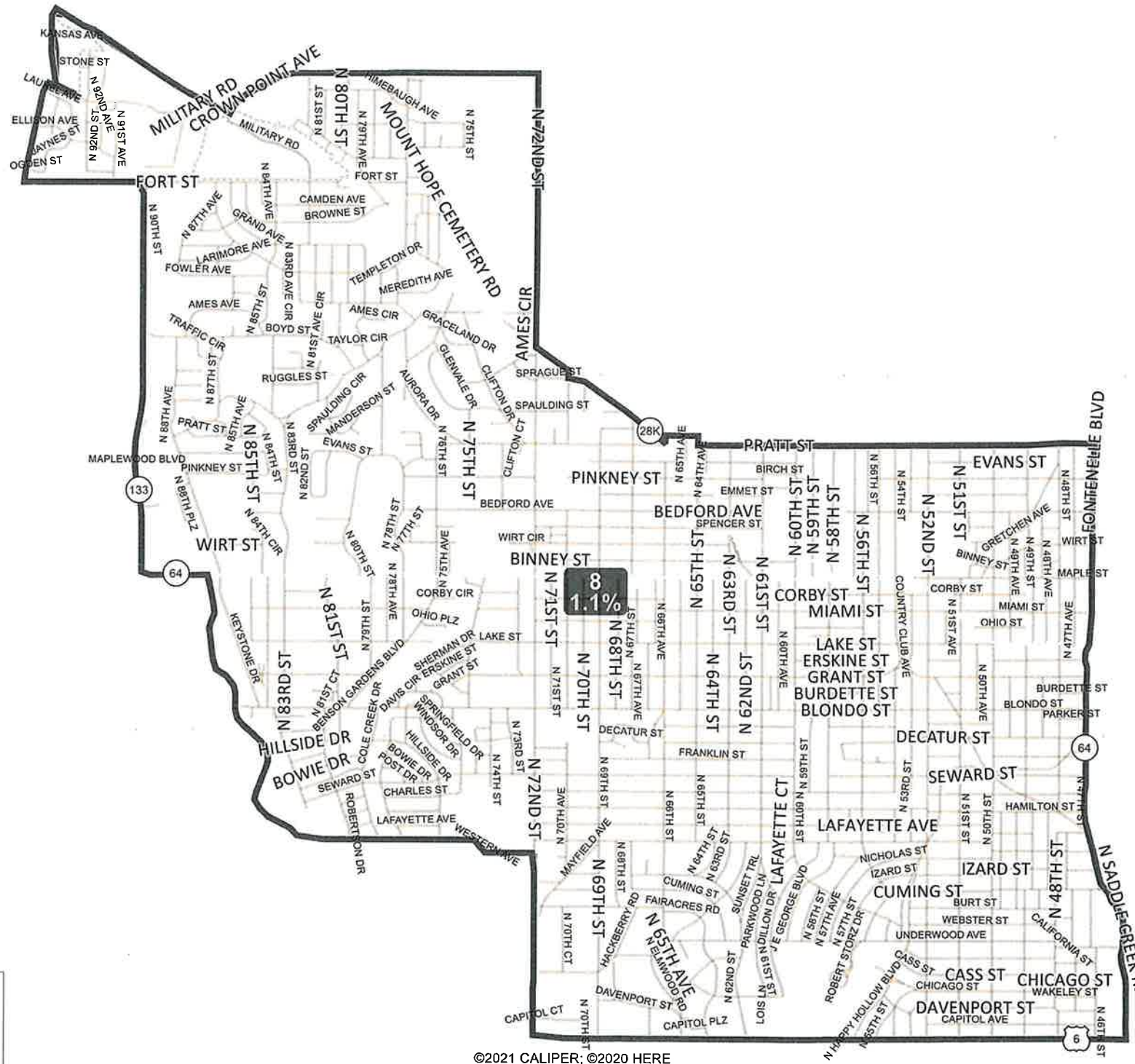
LEG21-39006-7  
U.S. Bureau of the Census  
(Population Data), 2020



Created by - Legislative Research Office  
Source - U.S. Census Bureau  
Date - September 29, 2021

# Nebraska Legislative District 8 - LB3 - Final Reading (2021)

LEG21-39006-8



©2021 CALIPER; ©2020 HERE

## District 8 Statistics

Field	Value
District	8
Population	40473
Deviation	442
% Deviation	1.1%
18+_Pop	31197
% 18+_Pop	77.08%
18+_Wht	23243
% 18+_Wht	74.5%
H18+_Pop	2126
% H18+_Pop	6.81%
18+_Blk	3562
% 18+_Blk	11.42%
18+_WhtBlk	289
% 18+_WhtBlk	0.93%
18+_Ind	266
% 18+_Ind	0.85%
18+_Asn	1371
% 18+_Asn	4.39%
18+_Hwn	15
% 18+_Hwn	0.05%
18+_Oth	844
% 18+_Oth	2.71%

LEG21-39006-8  
 U.S. Bureau of the Census (Population Data), 2020



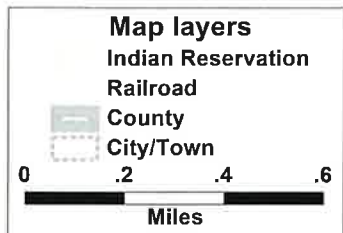
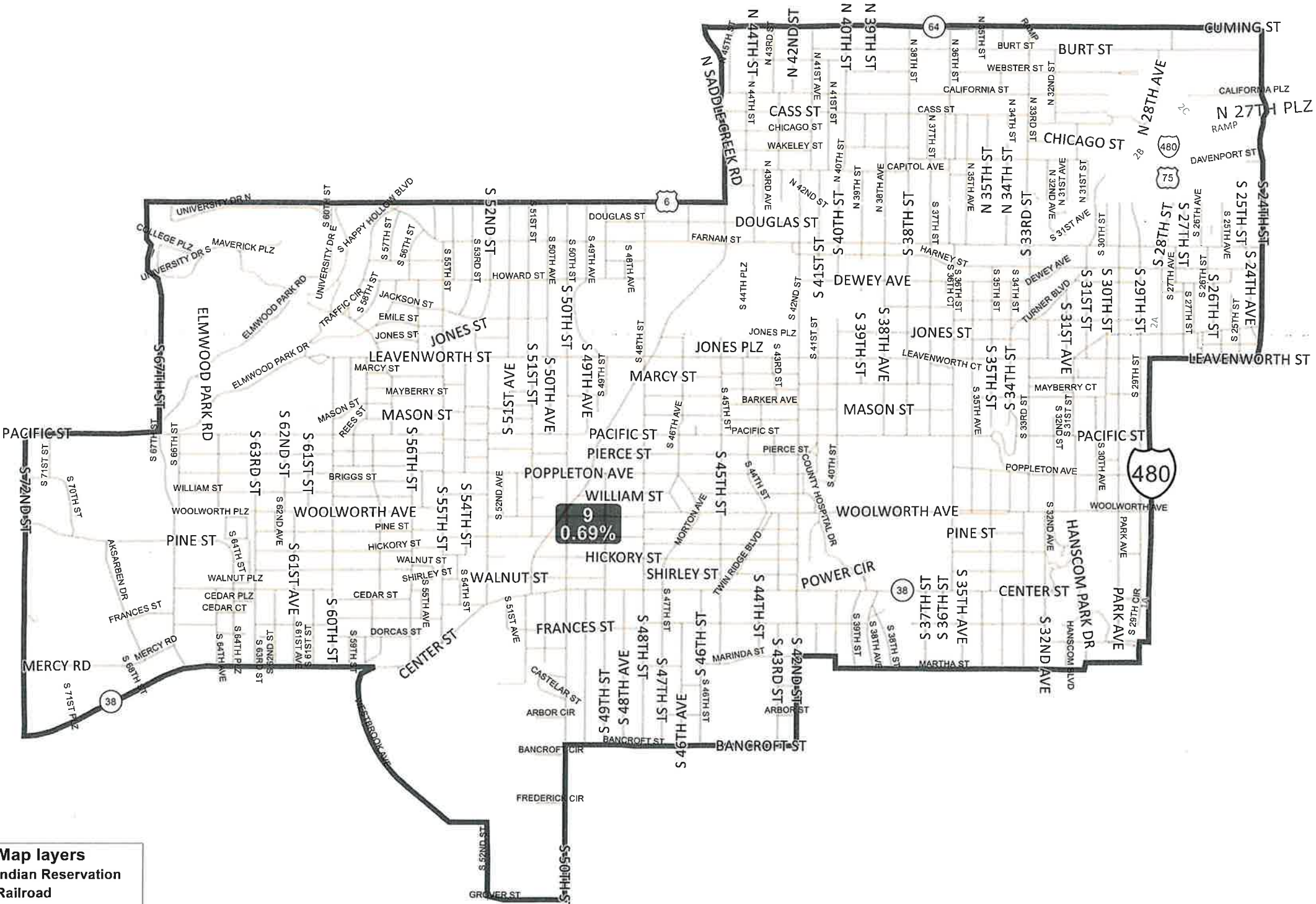
Created by - Legislative Research Office  
 Source - U.S. Census Bureau  
 Date - September 29 2021

# Nebraska Legislative District 9 - LB3 - Final Reading (2021)

LEG21-39006-9

## District 9 Statistics

Field	Value
District	9
Population	40306
Deviation	275
% Deviation	0.69%
18+_Pop	33764
% 18+_Pop	83.77%
18+_Wht	25286
% 18+_Wht	74.89%
H18+_Pop	3817
% H18+_Pop	11.3%
18+_Blk	2351
% 18+_Blk	6.96%
18+_WhtBlk	231
% 18+_WhtBlk	0.68%
18+_Ind	331
% 18+_Ind	0.98%
18+_Asn	1600
% 18+_Asn	4.74%
18+_Hwn	37
% 18+_Hwn	0.11%
18+_Oth	1817
% 18+_Oth	5.38%



©2021 CALIPER; ©2020 HERE

LEG21-39006-9  
 U.S. Bureau of the Census (Population Data), 2020



Created by - Legislative Research Office  
 Source - U.S. Census Bureau  
 Date - September 29 2021

# Nebraska Legislative District 10 - LB3 - Final Reading (2021)

LEG21-39006-10



## District 10 Statistics

Field	Value
District	10
Population	41580
Deviation	1,549
% Deviation	3.87%
18+_Pop	30986
% 18+_Pop	74.52%
18+_Wht	23832
% 18+_Wht	76.91%
H18+_Pop	1884
% H18+_Pop	6.08%
18+_Blk	3093
% 18+_Blk	9.98%
18+_WhtBlk	280
% 18+_WhtBlk	0.9%
18+_Ind	162
% 18+_Ind	0.52%
18+_Asn	1355
% 18+_Asn	4.37%
18+_Hwn	22
% 18+_Hwn	0.07%
18+_Oth	766
% 18+_Oth	2.47%

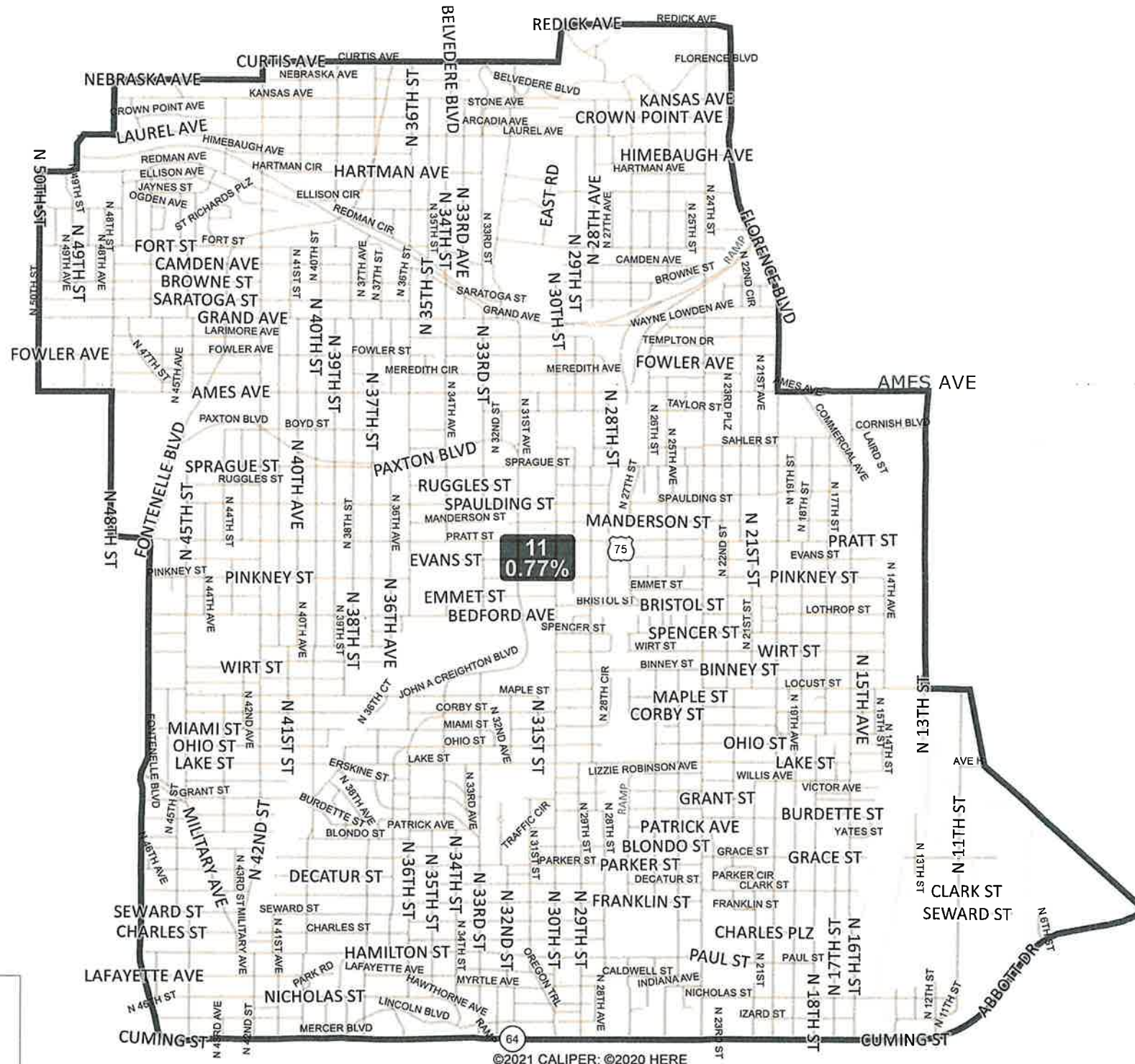
LEG21-39006-10  
 U.S. Bureau of the Census (Population Data), 2020



Created by - Legislative Research Office  
 Source - U.S. Census Bureau  
 Date - September 29 2021

# Nebraska Legislative District 11 - LB3 - Final Reading (2021)

LEG21-39006-11



## District 11 Statistics

Field	Value
District	11
Population	40338
Deviation	307
% Deviation	0.77%
18+_Pop	27850
% 18+_Pop	69.04%
18+_Wht	7519
% 18+_Wht	27%
H18+_Pop	3736
% H18+_Pop	13.41%
18+_Blk	14097
% 18+_Blk	50.62%
18+_WhtBlk	382
% 18+_WhtBlk	1.37%
18+_Ind	475
% 18+_Ind	1.71%
18+_Asn	1497
% 18+_Asn	5.38%
18+_Hwn	27
% 18+_Hwn	0.1%
18+_Oth	2235
% 18+_Oth	8.03%

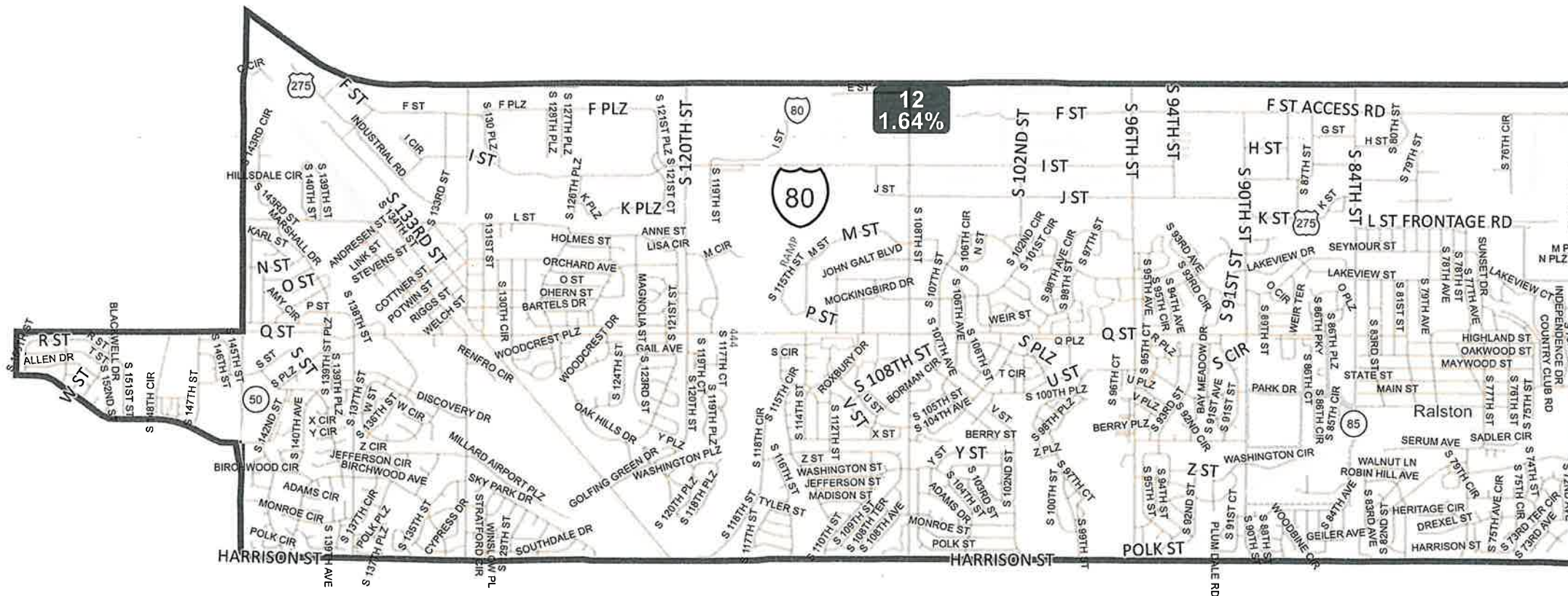
LEG21-39006-11  
U.S. Bureau of the Census (Population Data), 2020



Created by - Legislative Research Office  
Source - U.S. Census Bureau  
Date - September 29 2021

# Nebraska Legislative District 12 - LB3 - Final Reading (2021)

LEG21-39006-12



## District 12 Statistics

Field	Value
District	12
Population	40689
Deviation	658
% Deviation	1.64%
18+_Pop	31802
% 18+_Pop	78.16%
18+_Wht	24990
% 18+_Wht	78.58%
H18+_Pop	3671
% H18+_Pop	11.54%
18+_Blk	1464
% 18+_Blk	4.6%
18+_WhtBlk	179
% 18+_WhtBlk	0.56%
18+_Ind	201
% 18+_Ind	0.63%
18+_Asn	1123
% 18+_Asn	3.53%
18+_Hwn	59
% 18+_Hwn	0.19%
18+_Oth	1818
% 18+_Oth	5.72%



©2021 CALIPER; ©2020 HERE

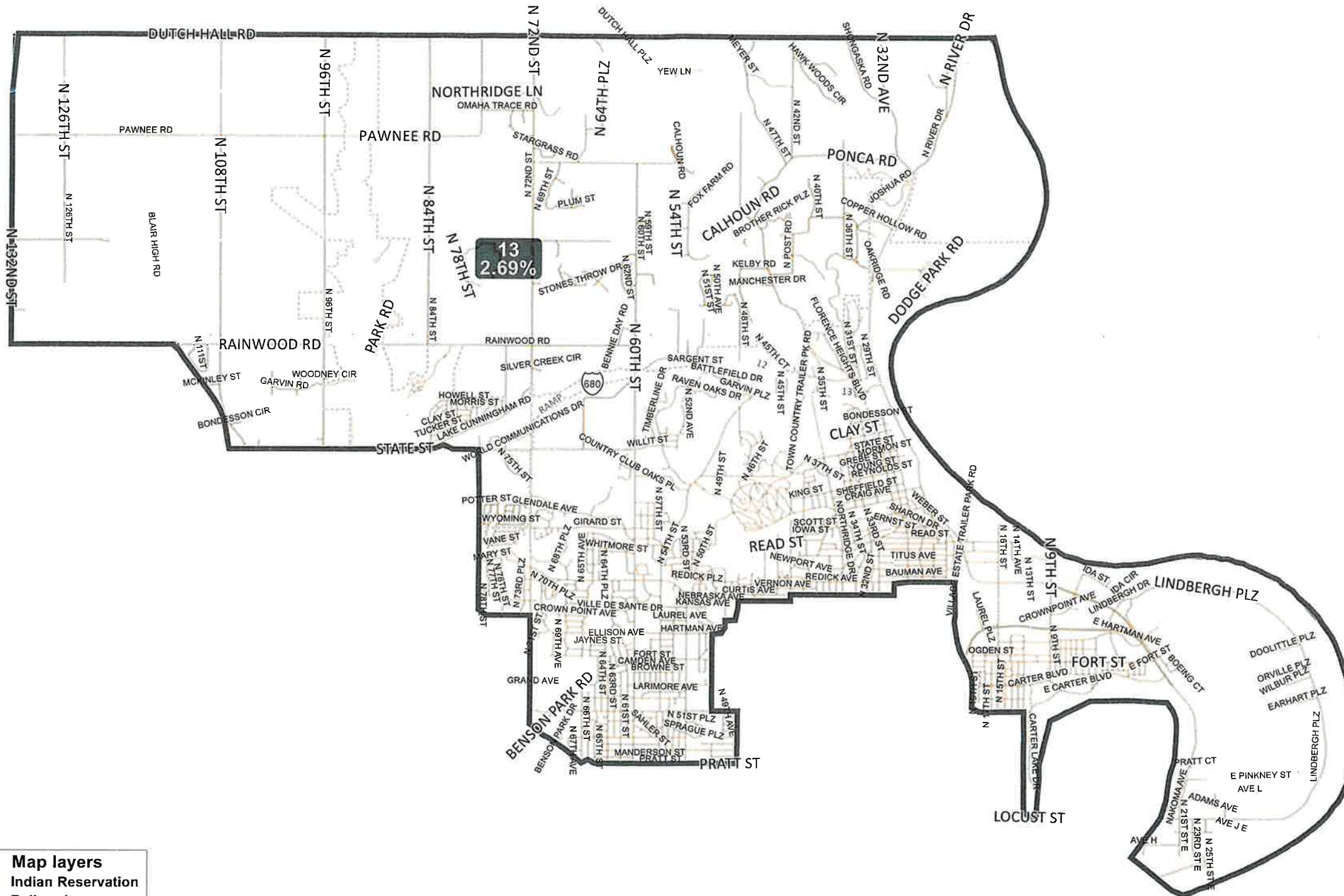
LEG21-39006-12  
 U.S. Bureau of the Census (Population Data), 2020



Created by - Legislative Research Office  
 Source - U.S. Census Bureau  
 Date - September 29 2021

# Nebraska Legislative District 13 - LB3 - Final Reading (2021)

LEG21-39006-13



©2021 CALIPER; ©2020 HERE

## District 13 Statistics

Field	Value
District	13
Population	41106
Deviation	1,075
% Deviation	2.69%
18+_Pop	30252
% 18+_Pop	73.6%
18+_Wht	16169
% 18+_Wht	53.45%
H18+_Pop	2253
% H18+_Pop	7.45%
18+_Blk	8262
% 18+_Blk	27.31%
18+_WhtBlk	290
% 18+_WhtBlk	0.96%
18+_Ind	355
% 18+_Ind	1.17%
18+_Asn	2564
% 18+_Asn	8.48%
18+_Hwn	21
% 18+_Hwn	0.07%
18+_Oth	1231
% 18+_Oth	4.07%

LEG21-39006-13  
U.S. Bureau of the Census (Population Data), 2020



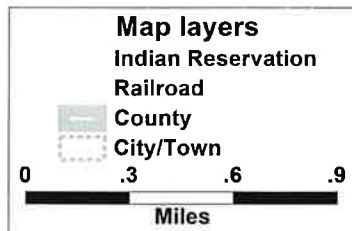
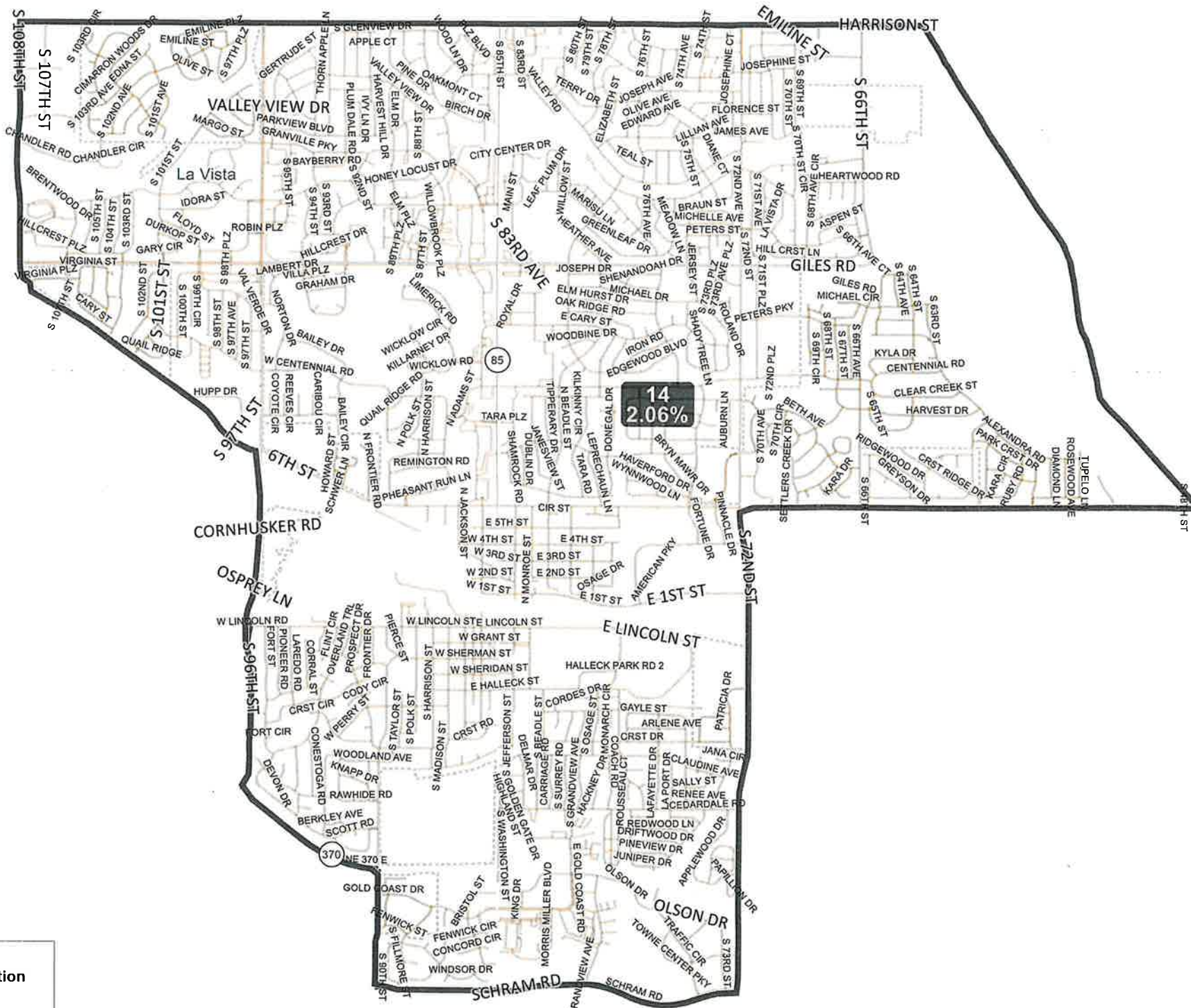
Created by - Legislative Research Office  
Source - U.S. Census Bureau  
Date - September 29 2021

**Map layers**  
 Indian Reservation  
 Railroad  
 County  
 City/Town

0 .5 1 1.5  
Miles

# Nebraska Legislative District 14 - LB3 - Final Reading (2021)

LEG21-39006-14



©2021 CALIPER; ©2020 HERE

## District 14 Statistics

Field	Value
District	14
Population	40857
Deviation	826
% Deviation	2.06%
18+_Pop	30551
% 18+_Pop	74.78%
18+_Wht	25677
% 18+_Wht	84.05%
H18+_Pop	2328
% H18+_Pop	7.62%
18+_Blk	1122
% 18+_Blk	3.67%
18+_WhtBlk	209
% 18+_WhtBlk	0.68%
18+_Ind	129
% 18+_Ind	0.42%
18+_Asn	932
% 18+_Asn	3.05%
18+_Hwn	20
% 18+_Hwn	0.07%
18+_Oth	865
% 18+_Oth	2.83%

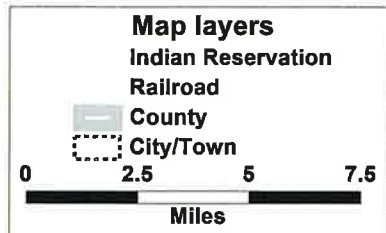
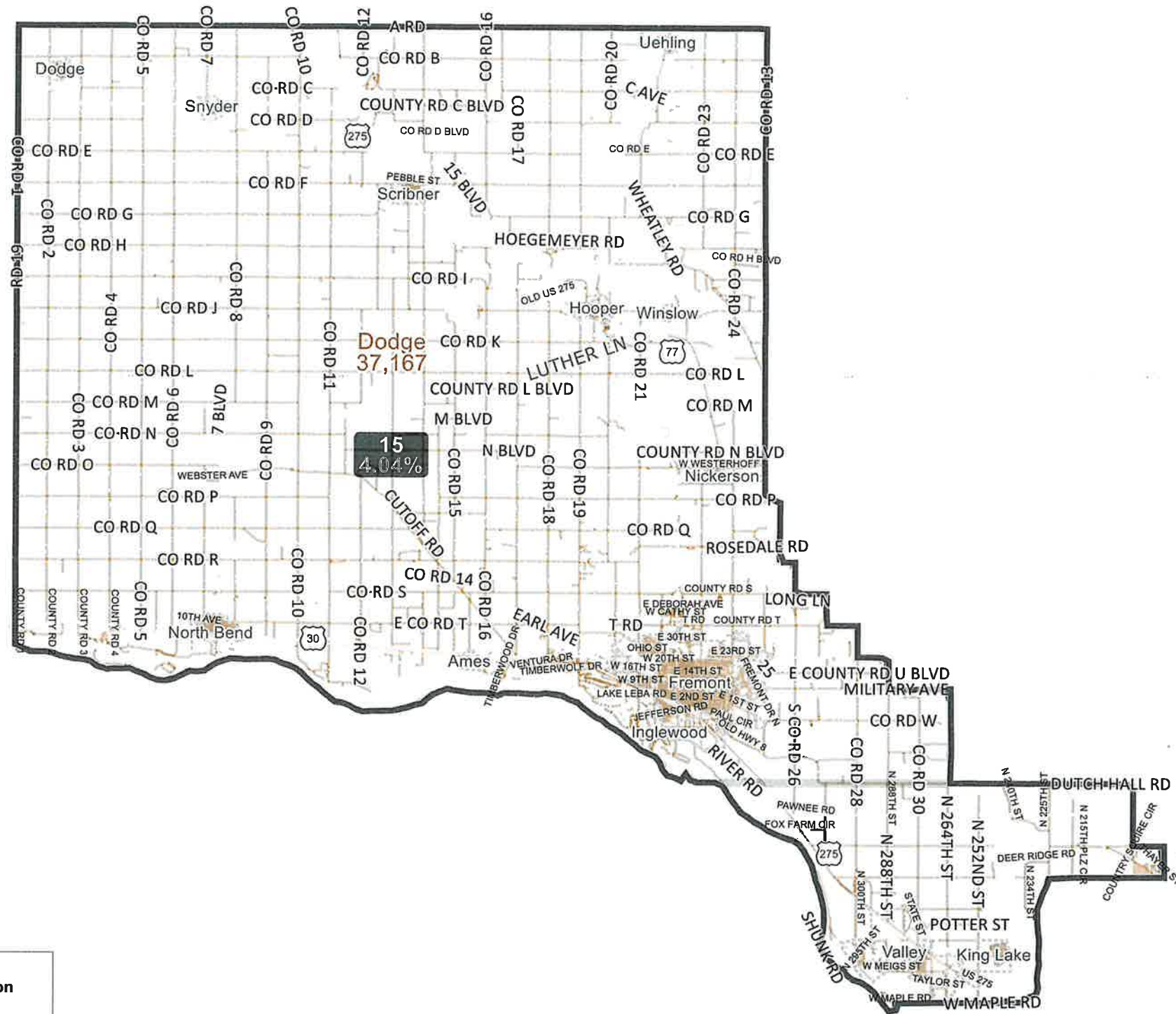
LEG21-39006-14  
 U.S. Bureau of the Census (Population Data), 2020



Created by - Legislative Research Office  
 Source - U.S. Census Bureau  
 Date - September 29 2021

# Nebraska Legislative District 15 - LB3 - Final Reading (2021)

LEG21-39006-15



©2021 CALIPER; ©2020 HERE

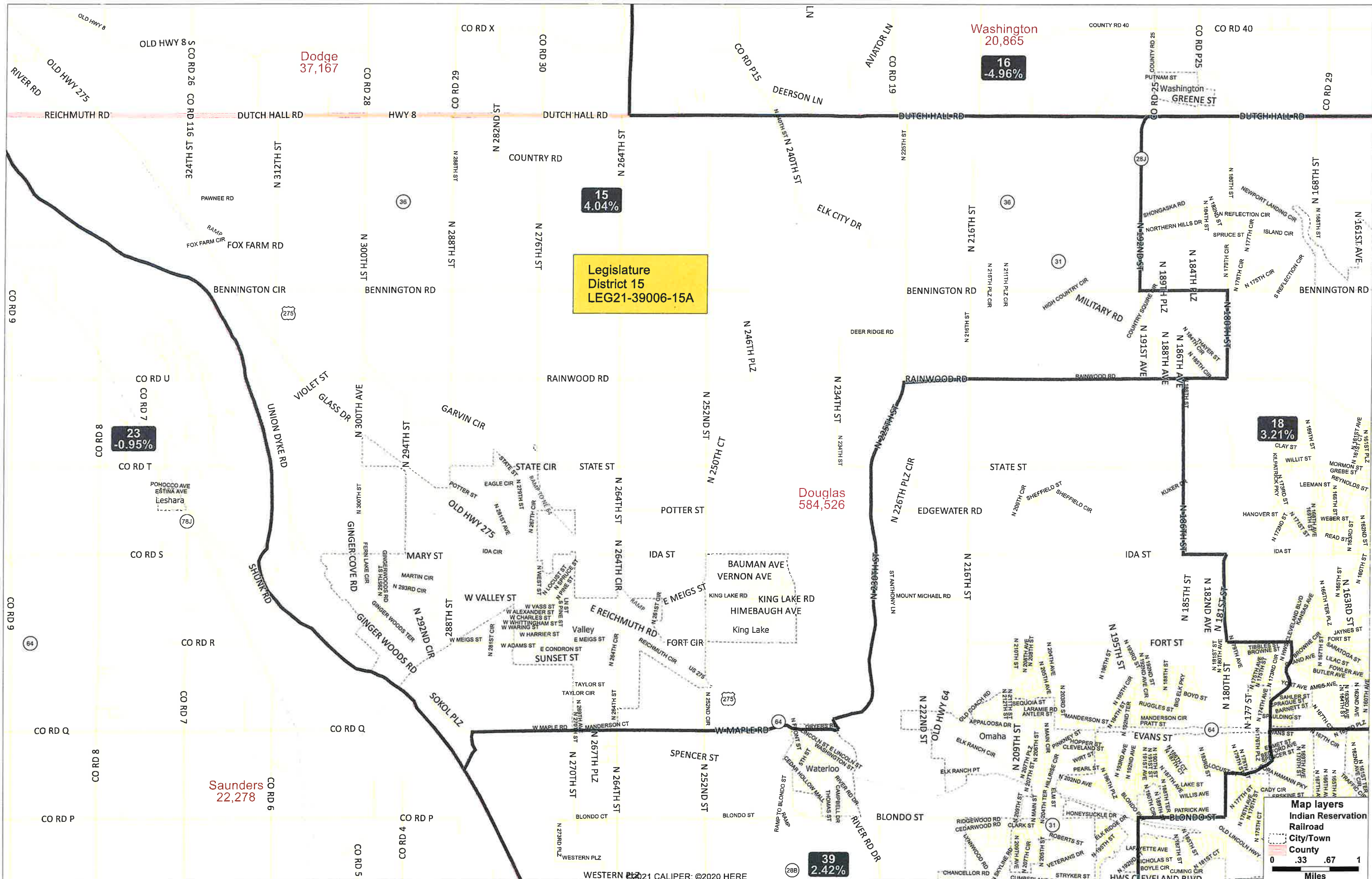
## District 15 Statistics

Field	Value
District	15
Population	41650
Deviation	1,619
% Deviation	4.04%
18+_Pop	31477
% 18+_Pop	75.58%
18+_Wht	27132
% 18+_Wht	86.2%
H18+_Pop	3707
% H18+_Pop	11.78%
18+_Blk	208
% 18+_Blk	0.66%
18+_WhtBlk	66
% 18+_WhtBlk	0.21%
18+_Ind	254
% 18+_Ind	0.81%
18+_Asn	179
% 18+_Asn	0.57%
18+_Hwn	15
% 18+_Hwn	0.05%
18+_Oth	2032
% 18+_Oth	6.46%

LEG21-39006-15  
U.S. Bureau of the Census (Population Data), 2020



Created by - Legislative Research Office  
Source - U.S. Census Bureau  
Date - September 29 2021



Legislature  
District 15  
LEG21-39006-15A

Washington  
20,865  
16  
4.96%

15  
4.04%

Douglas  
584,526

18  
3.21%

23  
-0.95%

Saunders  
22,278

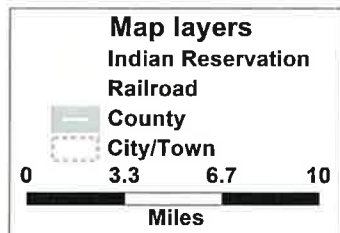
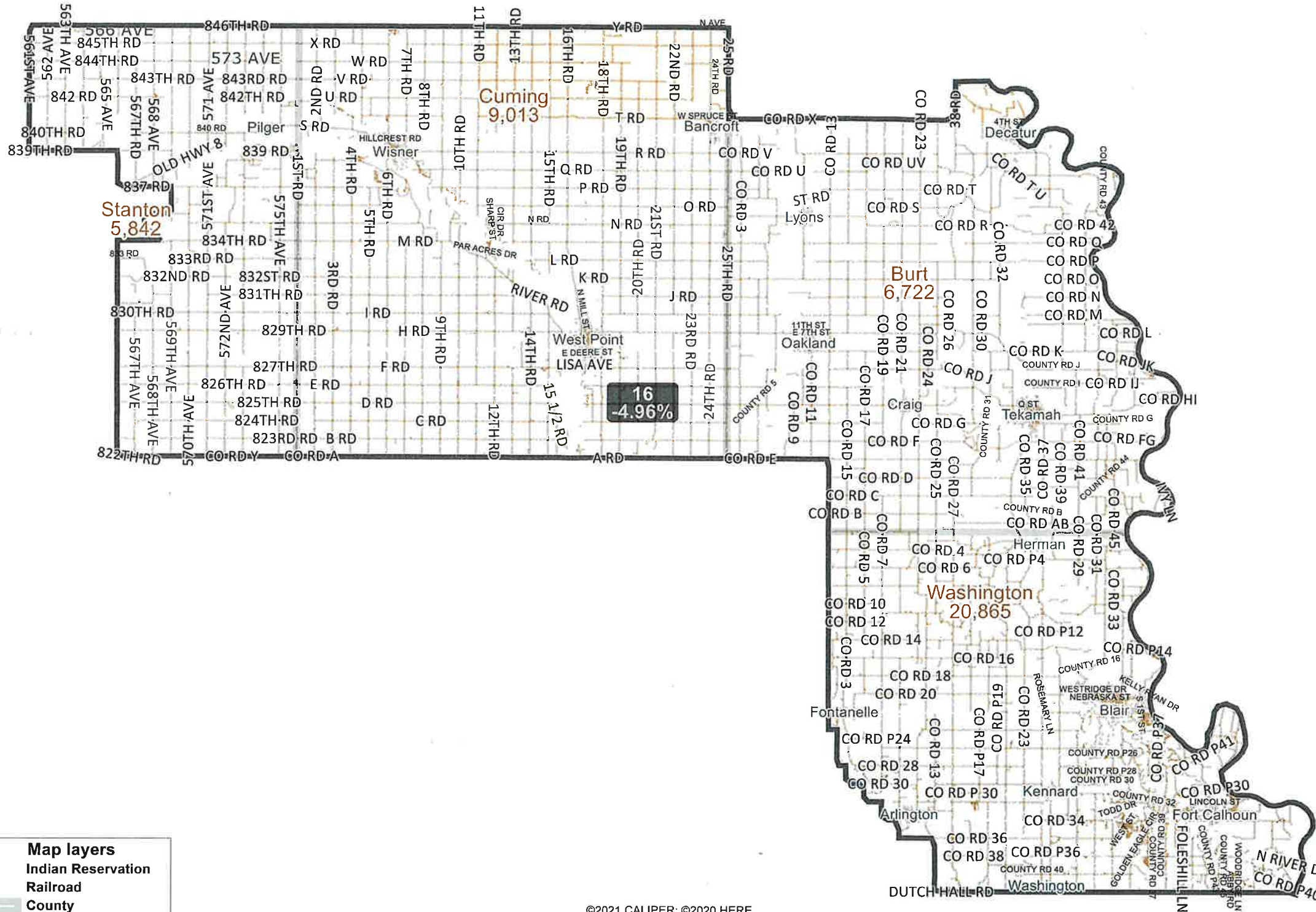
**Map layers**

- Indian Reservation
- Railroad
- City/Town
- County

0 .33 .67 1  
Miles

# Nebraska Legislative District 16 - LB3 - Final Reading (2021)

LEG21-39006-16



©2021 CALIPER; ©2020 HERE

## District 16 Statistics

Field	Value
District	16
Population	38045
Deviation	-1,986
% Deviation	-4.96%
18+_Pop	28935
% 18+_Pop	76.05%
18+_Wht	27021
% 18+_Wht	93.39%
H18+_Pop	1162
% H18+_Pop	4.02%
18+_Blk	83
% 18+_Blk	0.29%
18+_WhtBlk	81
% 18+_WhtBlk	0.28%
18+_Ind	155
% 18+_Ind	0.54%
18+_Asn	107
% 18+_Asn	0.37%
18+_Hwn	22
% 18+_Hwn	0.08%
18+_Oth	635
% 18+_Oth	2.19%

LEG21-39006-16  
U.S. Bureau of the Census (Population Data), 2020

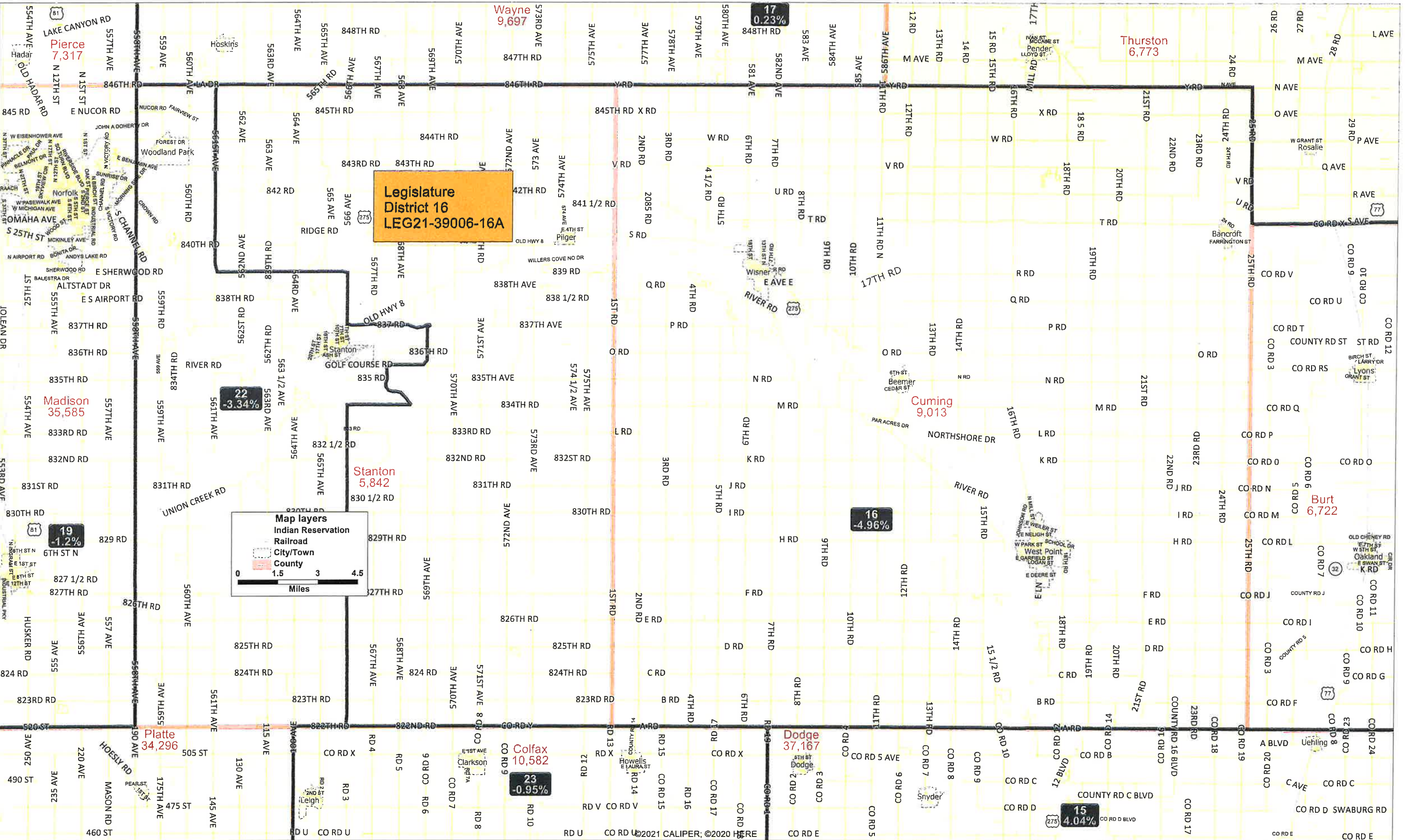


Created by - Legislative Research Office  
Source - U.S. Census Bureau  
Date - September 29 2021

**Legislature District 16**  
**LEG21-39006-16A**

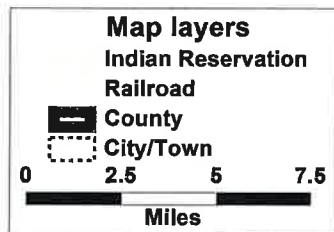
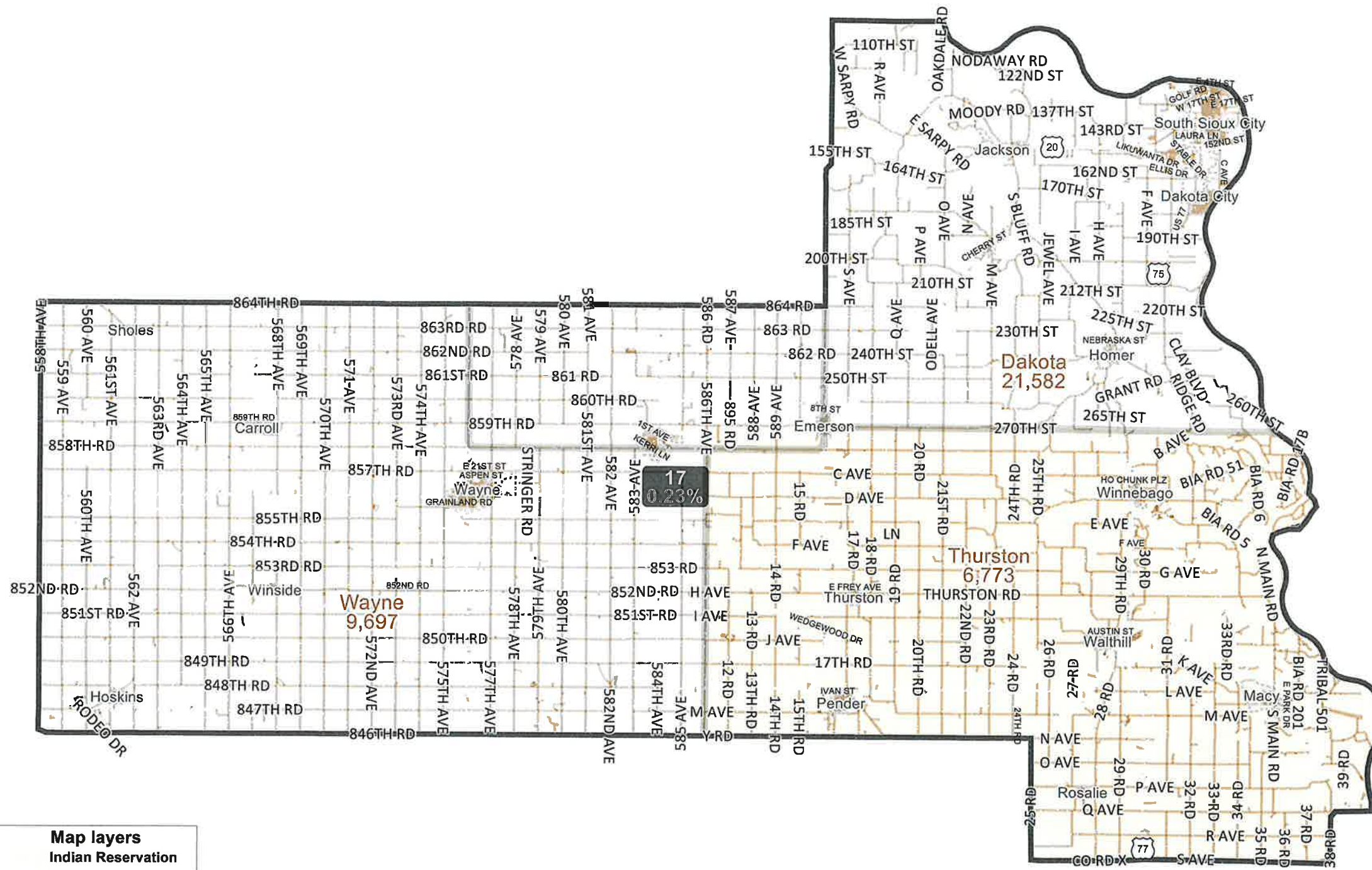
**Map layers**  
Indian Reservation  
Railroad  
City/Town  
County

Miles



# Nebraska Legislative District 17 - LB3 - Final Reading (2021)

LEG21-39006-17



©2021 CALIPER; ©2020 HERE

## District 17 Statistics

Field	Value
District	17
Population	40122
Deviation	91
% Deviation	0.23%
18+_Pop	29050
% 18+_Pop	72.4%
18+_Wht	18076
% 18+_Wht	62.22%
H18+_Pop	6671
% H18+_Pop	22.96%
18+_Blk	1377
% 18+_Blk	4.74%
18+_WhtBlk	92
% 18+_WhtBlk	0.32%
18+_Ind	2804
% 18+_Ind	9.65%
18+_Asn	585
% 18+_Asn	2.01%
18+_Hwn	101
% 18+_Hwn	0.35%
18+_Oth	3482
% 18+_Oth	11.99%

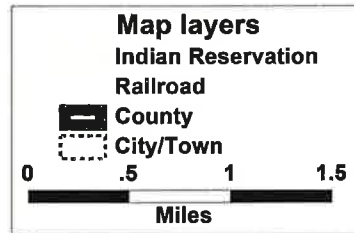
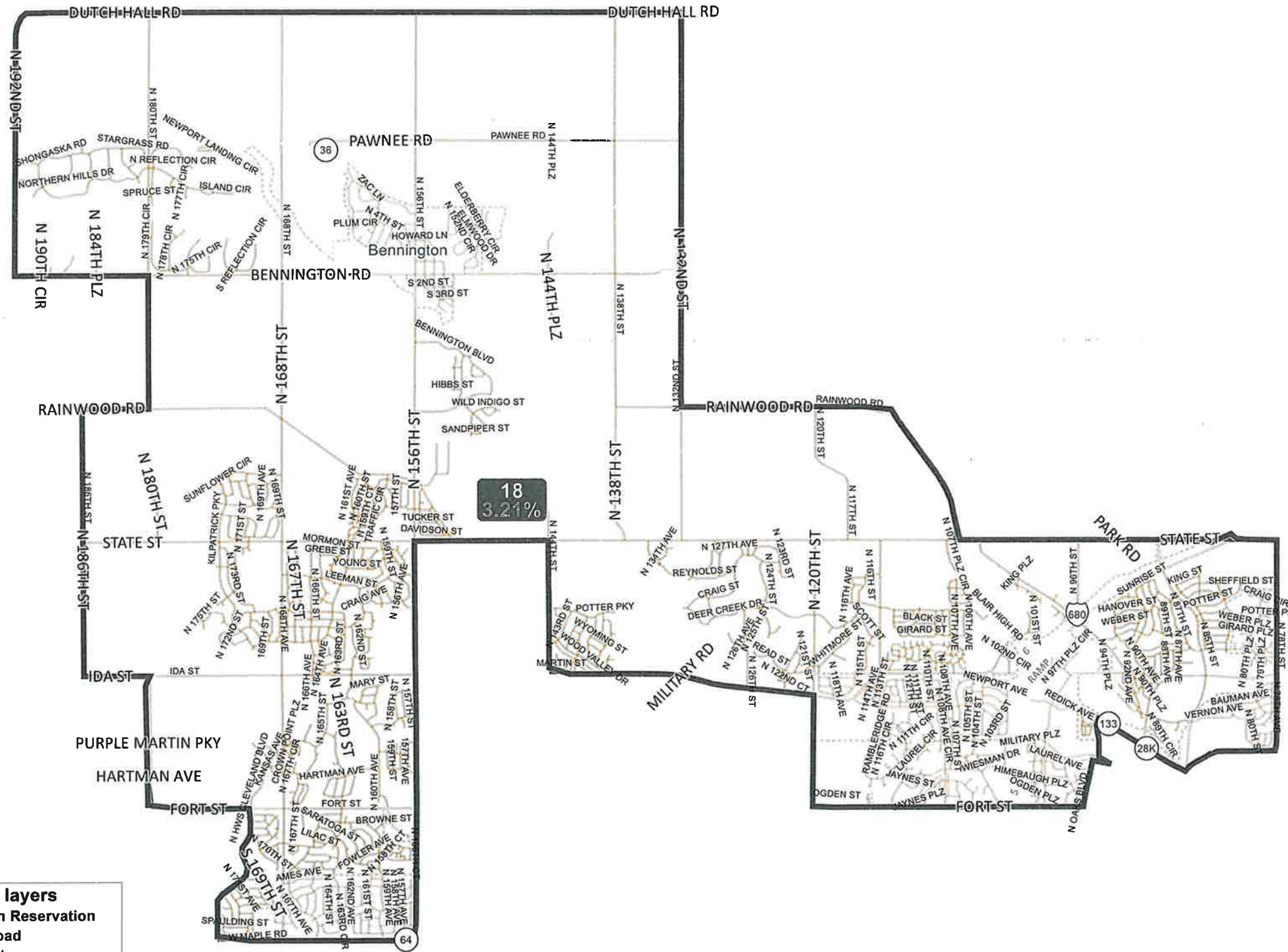
LEG21-39006-17  
 U.S. Bureau of the Census (Population Data), 2020



Created by - Legislative Research Office  
 Source - U.S. Census Bureau  
 Date - September 29 2021

# Nebraska Legislative District 18 - LB3 - Final Reading (2021)

LEG21-39006-18



©2021 CALIPER; ©2020 HERE

## District 18 Statistics

Field	Value
District	18
Population	41317
Deviation	1,286
% Deviation	3.21%
18+_Pop	29280
% 18+_Pop	70.87%
18+_Wht	21752
% 18+_Wht	74.29%
H18+_Pop	1519
% H18+_Pop	5.19%
18+_Blk	3331
% 18+_Blk	11.38%
18+_WhtBlk	237
% 18+_WhtBlk	0.81%
18+_Ind	149
% 18+_Ind	0.51%
18+_Asn	1876
% 18+_Asn	6.41%
18+_Hwn	23
% 18+_Hwn	0.08%
18+_Oth	666
% 18+_Oth	2.27%

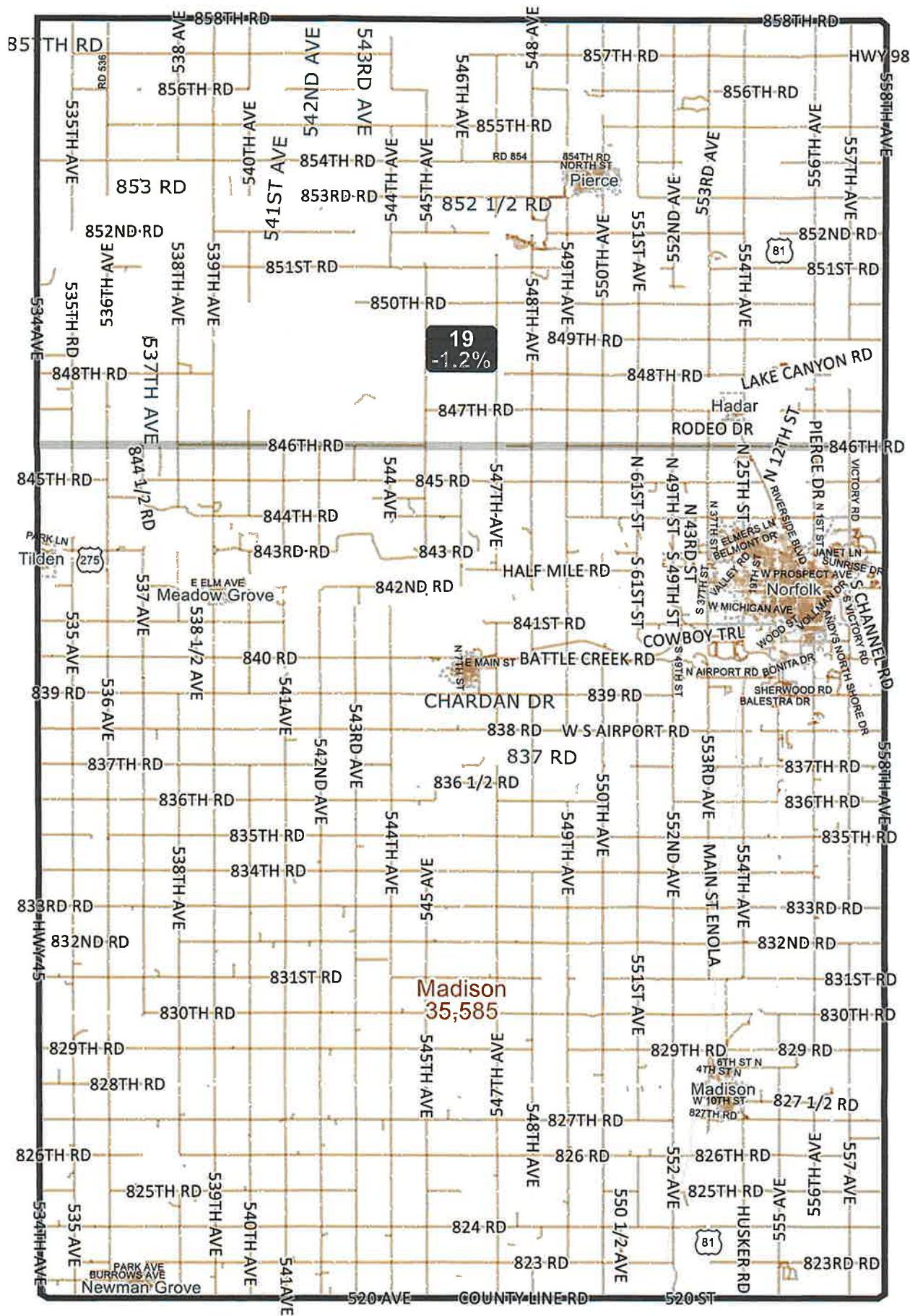
LEG21-39006-18  
 U.S. Bureau of the Census (Population Data), 2020



Created by - Legislative Research Office  
 Source - U.S. Census Bureau  
 Date - September 29 2021

# Nebraska Legislative District 19 - LB3 - Final Reading (2021)

LEG21-39006-19



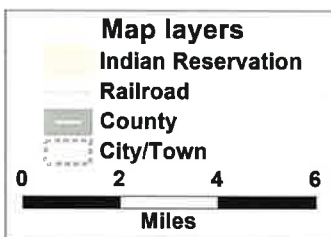
## District 19 Statistics

Field	Value
District	19
Population	39550
Deviation	-481
% Deviation	-1.2%
18+_Pop	29672
% 18+_Pop	75.02%
18+_Wht	25293
% 18+_Wht	85.24%
H18+_Pop	3467
% H18+_Pop	11.68%
18+_Blk	309
% 18+_Blk	1.04%
18+_WhtBlk	64
% 18+_WhtBlk	0.22%
18+_Ind	335
% 18+_Ind	1.13%
18+_Asn	325
% 18+_Asn	1.1%
18+_Hwn	9
% 18+_Hwn	0.03%
18+_Oth	1756
% 18+_Oth	5.92%

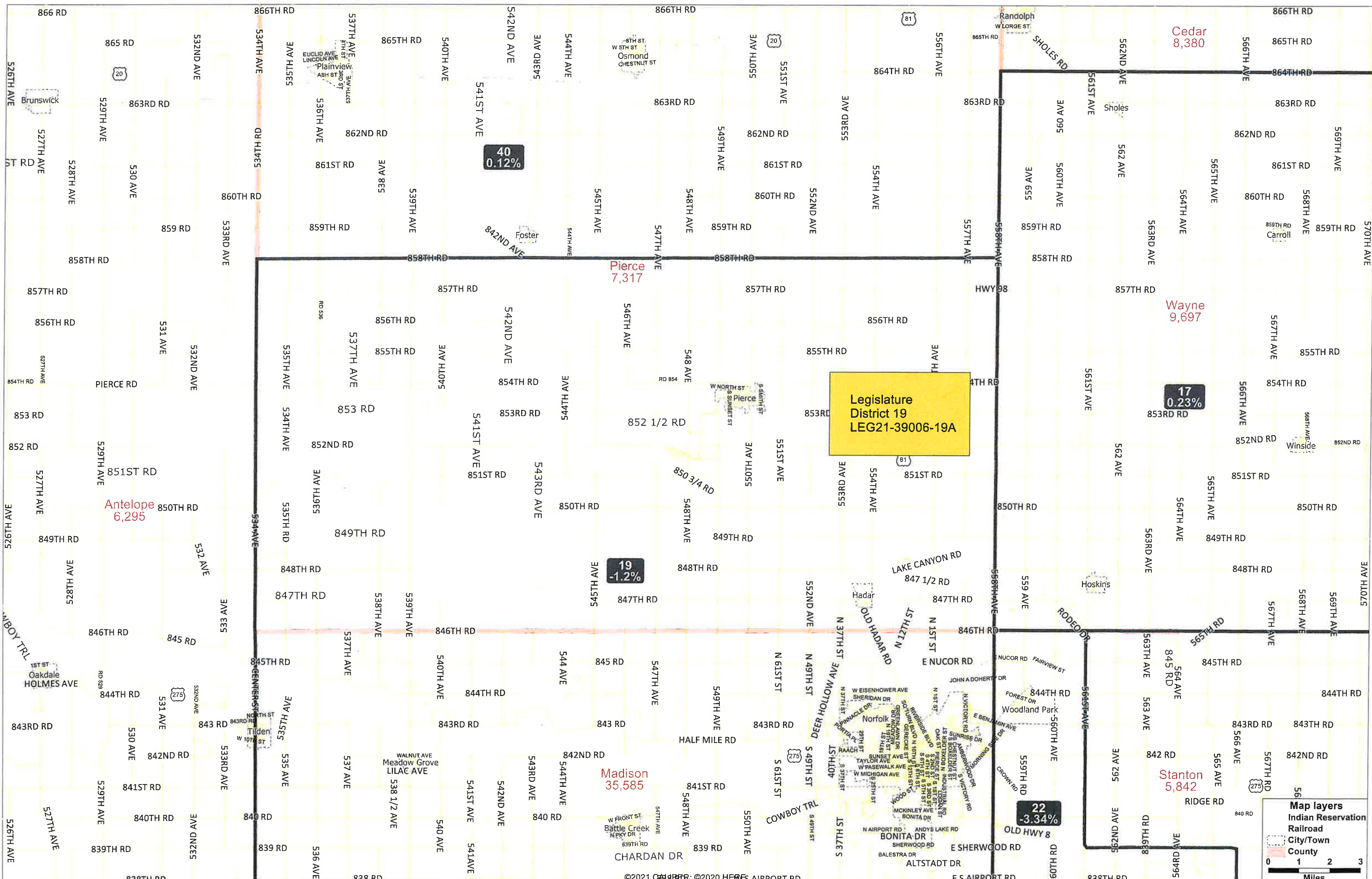
LEG21-39006-19  
U.S. Bureau of the Census  
(Population Data), 2020



Created by - Legislative Research Office  
Source - U.S. Census Bureau  
Date - September 29, 2021



©2021 CALIPER; ©2020 HERE



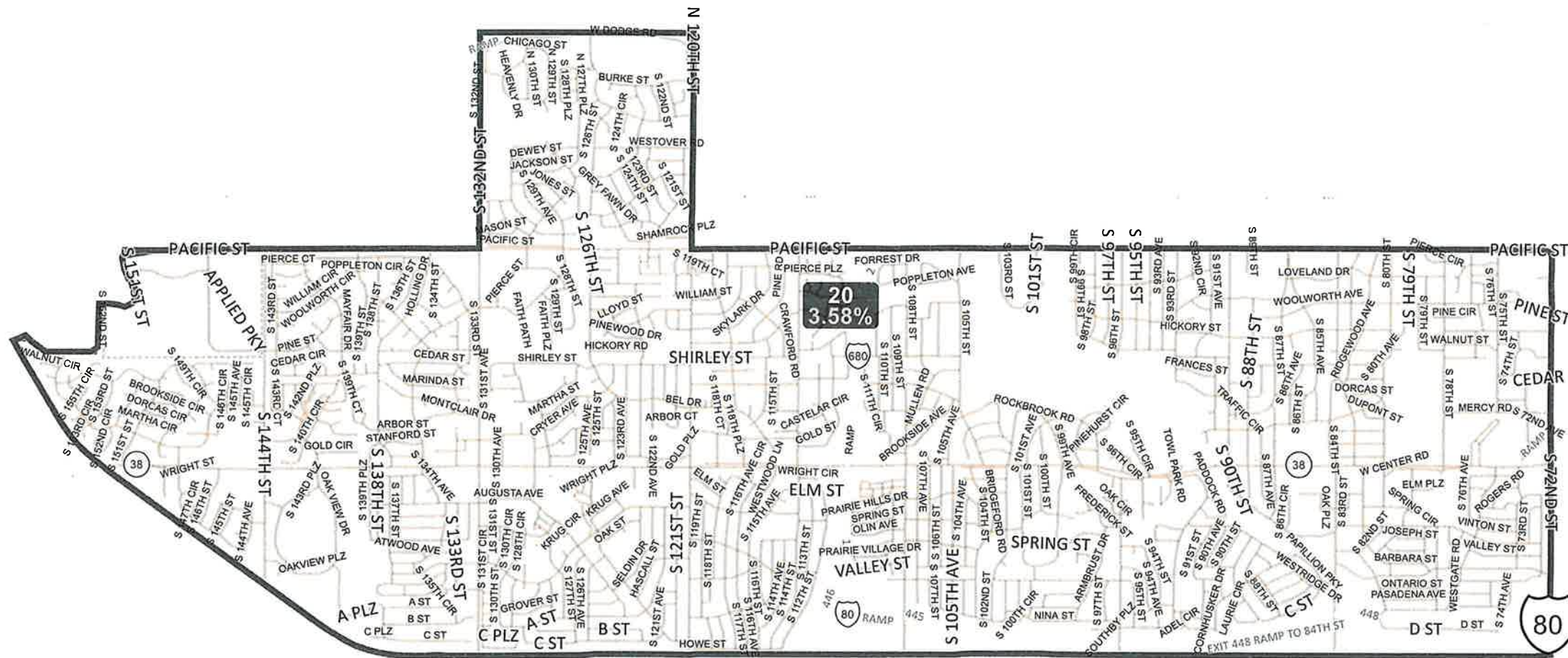
**Map layers**

- Indian Reservation
- Railroad
- City/Town
- County

0 1 2 3 Miles

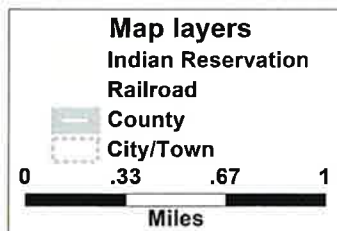
# Nebraska Legislative District 20 - LB3 - Final Reading (2021)

LEG21-39006-20



## District 20 Statistics

Field	Value
District	20
Population	41464
Deviation	1,433
% Deviation	3.58%
18+_Pop	31968
% 18+_Pop	77.1%
18+_Wht	27686
% 18+_Wht	86.61%
H18+_Pop	1753
% H18+_Pop	5.48%
18+_Blk	998
% 18+_Blk	3.12%
18+_WhtBlk	130
% 18+_WhtBlk	0.41%
18+_Ind	127
% 18+_Ind	0.4%
18+_Asn	865
% 18+_Asn	2.71%
18+_Hwn	31
% 18+_Hwn	0.1%
18+_Oth	679
% 18+_Oth	2.12%



©2021 CALIPER; ©2020 HERE

LEG21-39006-20  
 U.S. Bureau of the Census (Population Data), 2020



Created by - Legislative Research Office  
 Source - U.S. Census Bureau  
 Date - September 29 2021

# Nebraska Legislative District 21 - LB3 - Final Reading (2021)

LEG21-39006-21

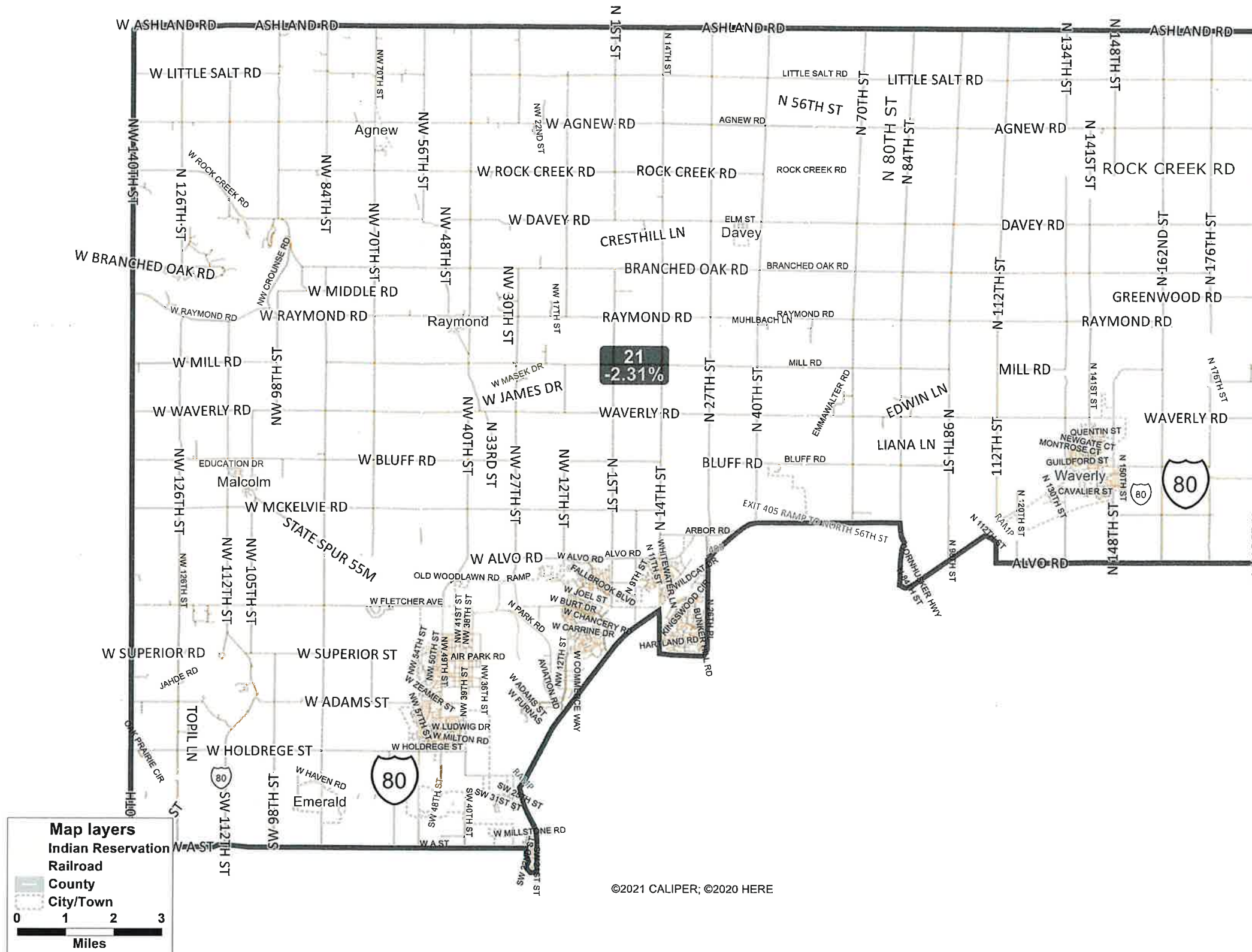
## District 21 Statistics

Field	Value
District	21
Population	39105
Deviation	-926
% Deviation	-2.31%
18+_Pop	28418
% 18+_Pop	72.67%
18+_Wht	23589
% 18+_Wht	83.01%
H18+_Pop	1537
% H18+_Pop	5.41%
18+_Blk	977
% 18+_Blk	3.44%
18+_WhtBlk	167
% 18+_WhtBlk	0.59%
18+_Ind	174
% 18+_Ind	0.61%
18+_Asn	1673
% 18+_Asn	5.89%
18+_Hwn	21
% 18+_Hwn	0.07%
18+_Oth	626
% 18+_Oth	2.2%

LEG21-39006-21  
U.S. Bureau of the Census (Population Data), 2020



Created by - Legislative Research Office  
Source - U.S. Census Bureau  
Date - September 29 2021



**Map layers**

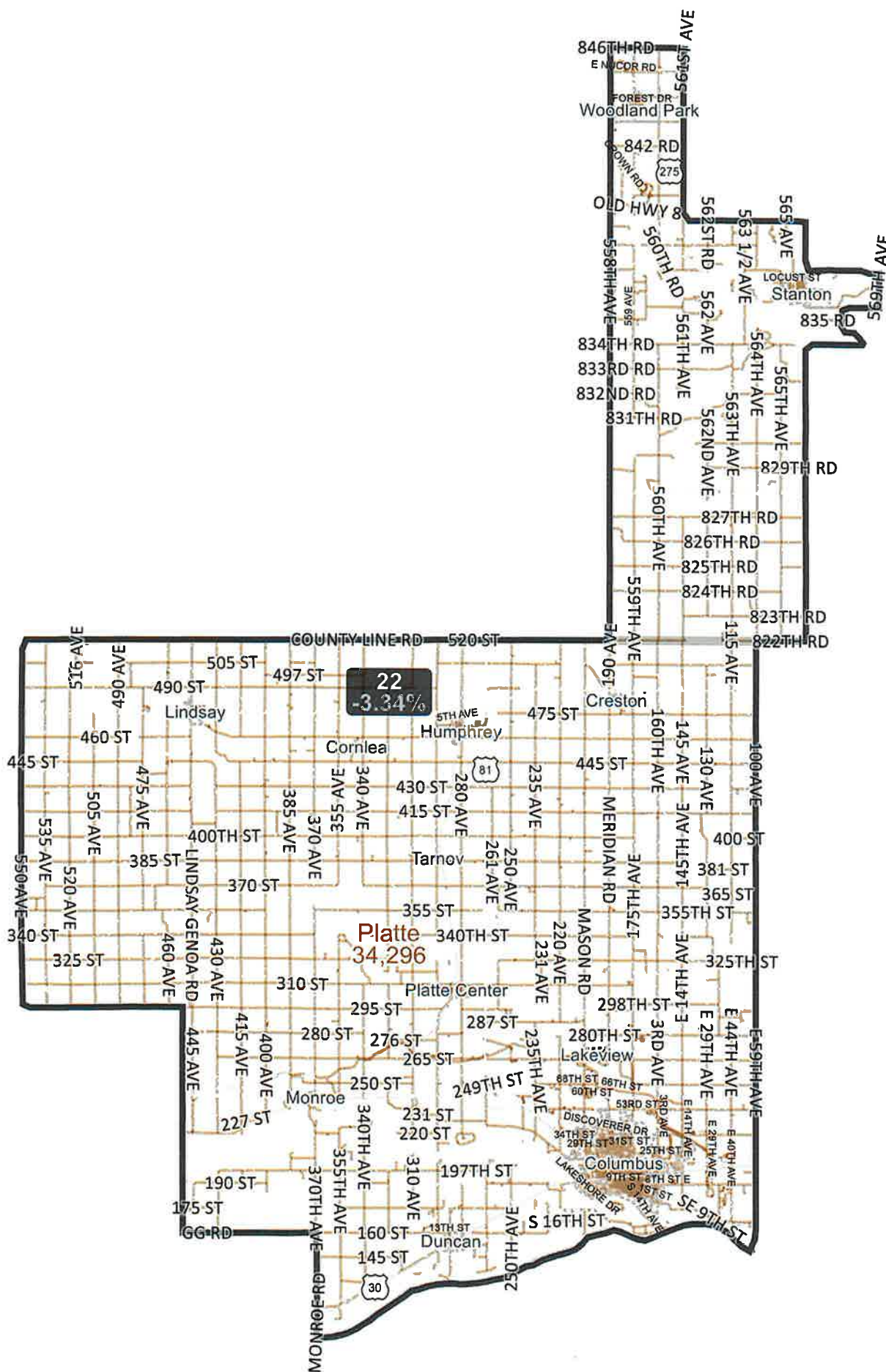
- Indian Reservation
- Railroad
- County
- City/Town

0 1 2 3  
Miles

©2021 CALIPER; ©2020 HERE

# Nebraska Legislative District 22 - LB3 - Final Reading (2021)

LEG21-39006-22



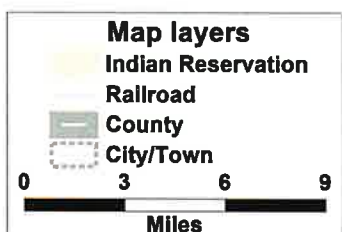
## District 22 Statistics

Field	Value
District	22
Population	38693
Deviation	-1,338
% Deviation	-3.34%
18+_Pop	28527
% 18+_Pop	73.73%
18+_Wht	23445
% 18+_Wht	82.19%
H18+_Pop	4769
% H18+_Pop	16.72%
18+_Blk	268
% 18+_Blk	0.94%
18+_WhtBlk	62
% 18+_WhtBlk	0.22%
18+_Ind	203
% 18+_Ind	0.71%
18+_Asn	161
% 18+_Asn	0.56%
18+_Hwn	5
% 18+_Hwn	0.02%
18+_Oth	2476
% 18+_Oth	8.68%

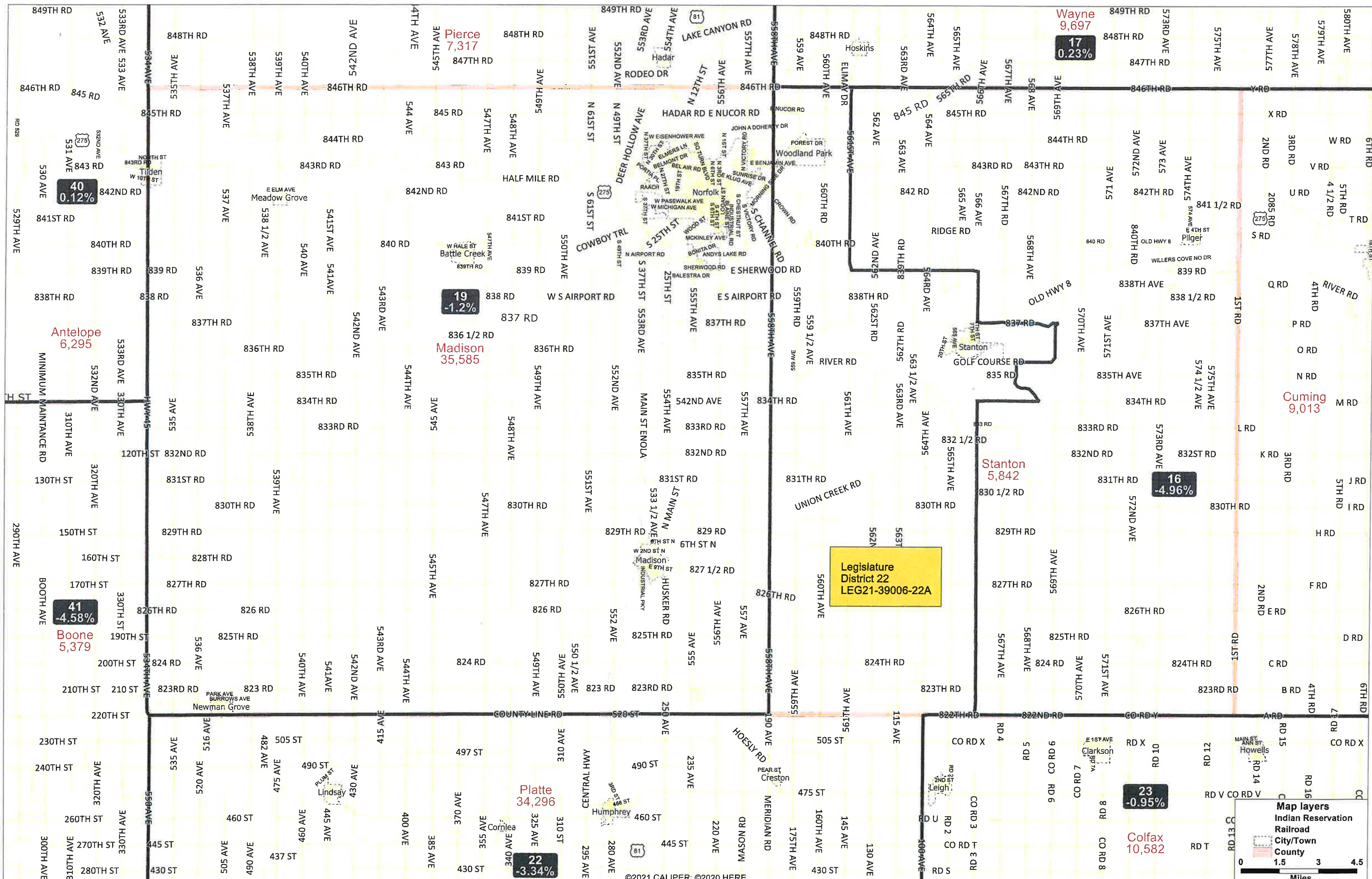
LEG21-39006-22  
U.S. Bureau of the Census  
(Population Data), 2020



Created by - Legislative Research Office  
Source - U.S. Census Bureau  
Date - September 29, 2021



©2021 CALIPER; ©2020 HERE



40  
0.12%

19  
-1.2%

17  
0.23%

16  
-4.96%

23  
-0.95%

22  
-3.34%

Pierce  
7,317

Madison  
35,585

Wayne  
9,697

Antelope  
6,295

41  
-4.58%

Boone  
5,379

Platte  
34,296

Cuming  
9,013

Colfax  
10,582

Legislature  
District 22  
LEG21-39006-22A

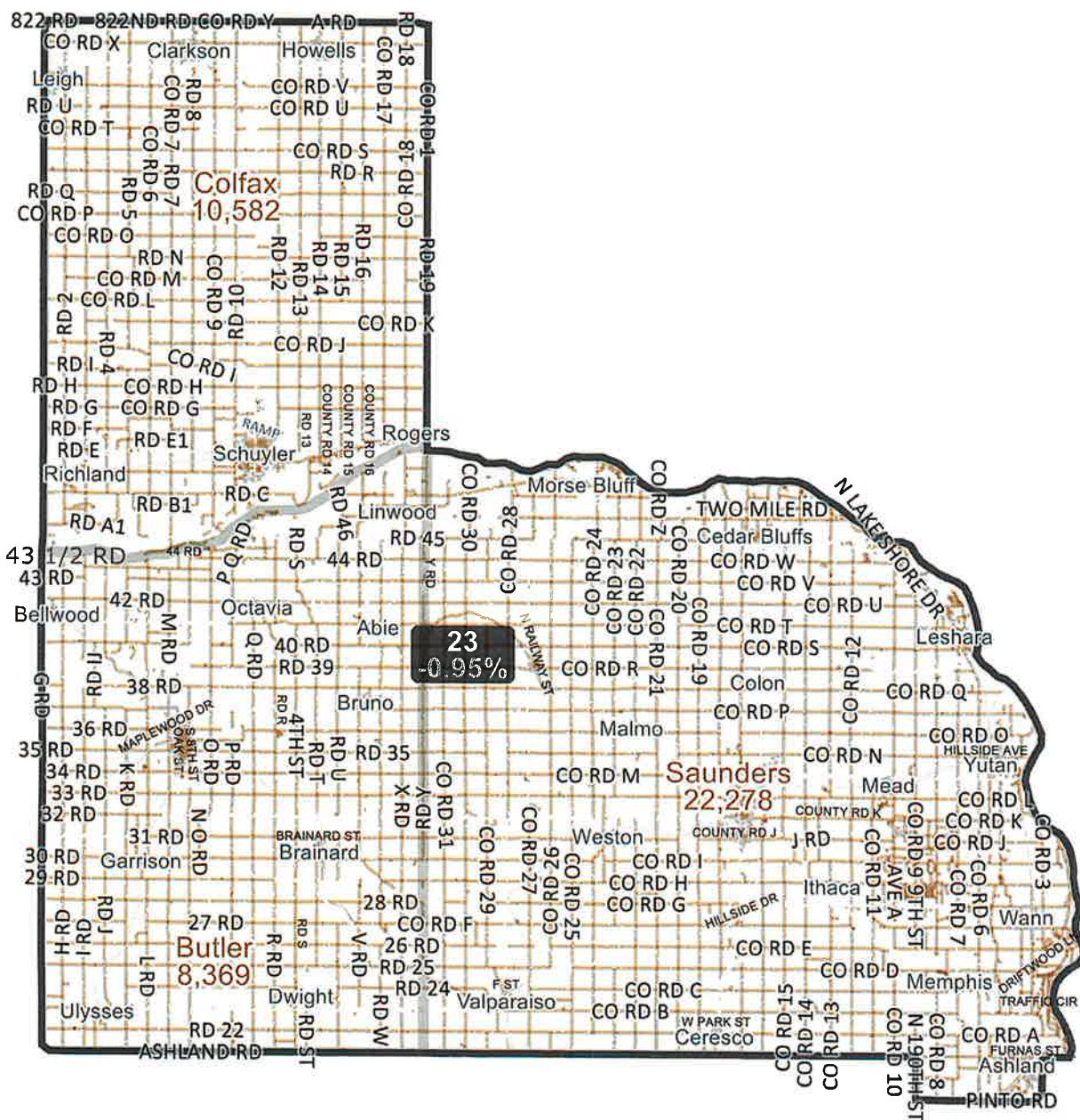
**Map layers**

- Indian Reservation
- Railroad
- City/Town
- County

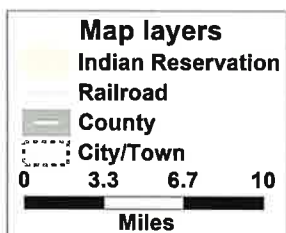
0 1.5 3 4.5  
Miles

# Nebraska Legislative District 23 - LB3 - Final Reading (2021)

LEG21-39006-23



Wayne Plan 02-Lnocaster View  
9/09/2021



©2021 CALIPER; ©2020 HERE

## District 23 Statistics

Field	Value
District	23
Population	39651
Deviation	-380
% Deviation	-0.95%
18+_Pop	29126
% 18+_Pop	73.46%
18+_Wht	24894
% 18+_Wht	85.47%
H18+_Pop	3560
% H18+_Pop	12.22%
18+_Blk	332
% 18+_Blk	1.14%
18+_WhtBlk	60
% 18+_WhtBlk	0.21%
18+_Ind	264
% 18+_Ind	0.91%
18+_Asn	103
% 18+_Asn	0.35%
18+_Hwn	1
% 18+_Hwn	0%
18+_Oth	2183
% 18+_Oth	7.5%

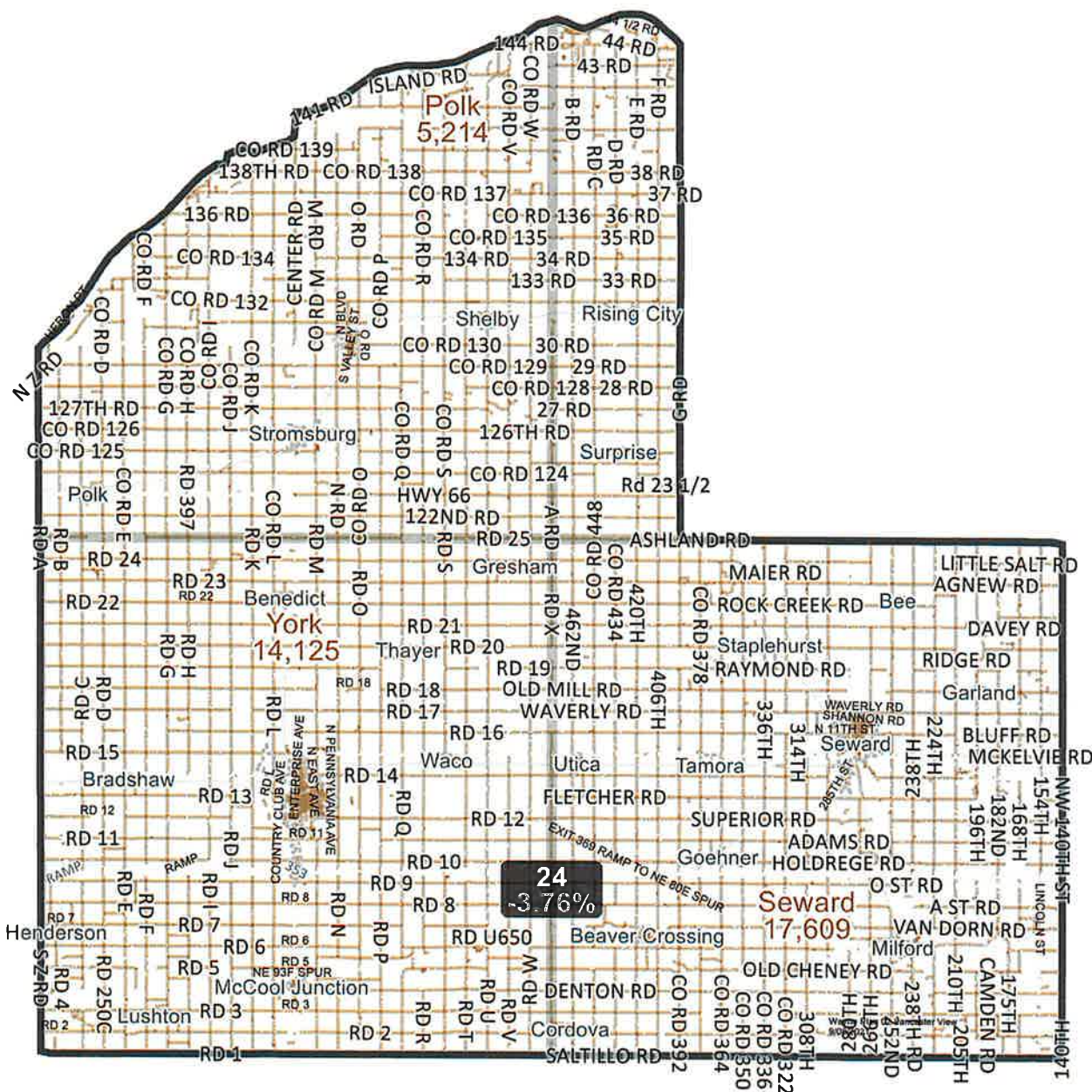
LEG21-39006-23  
U.S. Bureau of the Census  
(Population Data), 2020

**LEGISLATIVE RESEARCH OFFICE**

Created by - Legislative Research Office  
Source - U.S. Census Bureau  
Date - September 29, 2021

# Nebraska Legislative District 24 - LB3 - Final Reading (2021)

LEG21-39006-24



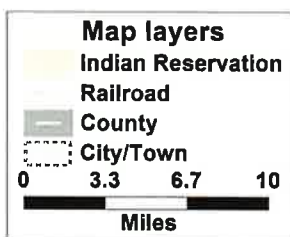
## District 24 Statistics

Field	Value
District	24
Population	38526
Deviation	-1,505
% Deviation	-3.76%
18+_Pop	29586
% 18+_Pop	76.79%
18+_Wht	27673
% 18+_Wht	93.53%
H18+_Pop	1059
% H18+_Pop	3.58%
18+_Blk	222
% 18+_Blk	0.75%
18+_WhtBlk	68
% 18+_WhtBlk	0.23%
18+_Ind	122
% 18+_Ind	0.41%
18+_Asn	130
% 18+_Asn	0.44%
18+_Hwn	5
% 18+_Hwn	0.02%
18+_Oth	496
% 18+_Oth	1.68%

LEG21-39006-24  
U.S. Bureau of the Census  
(Population Data), 2020

**LEGISLATIVE RESEARCH OFFICE**

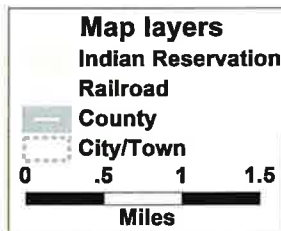
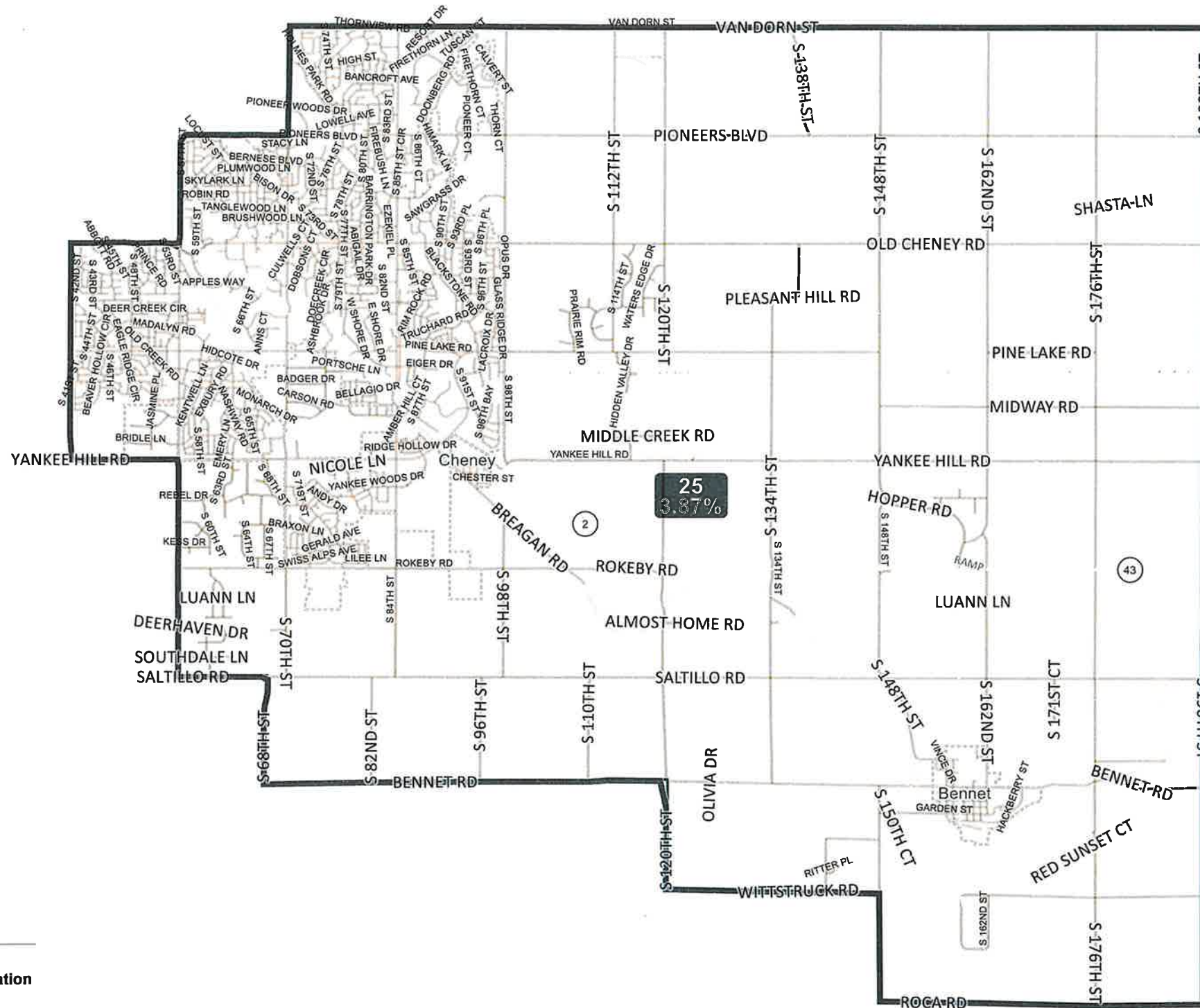
Created by - Legislative Research Office  
Source - U.S. Census Bureau  
Date - September 29, 2021



©2021 CALIPER; ©2020 HERE

# Nebraska Legislative District 25 - LB3 - Final Reading (2021)

LEG21-39006-25



©2021 CALIPER; ©2020 HERE

## District 25 Statistics

Field	Value
District	25
Population	41582
Deviation	1,551
% Deviation	3.87%
18+_Pop	31328
% 18+_Pop	75.34%
18+_Wht	28319
% 18+_Wht	90.4%
H18+_Pop	896
% H18+_Pop	2.86%
18+_Blk	397
% 18+_Blk	1.27%
18+_WhtBlk	124
% 18+_WhtBlk	0.4%
18+_Ind	76
% 18+_Ind	0.24%
18+_Asn	1104
% 18+_Asn	3.52%
18+_Hwn	10
% 18+_Hwn	0.03%
18+_Oth	271
% 18+_Oth	0.87%

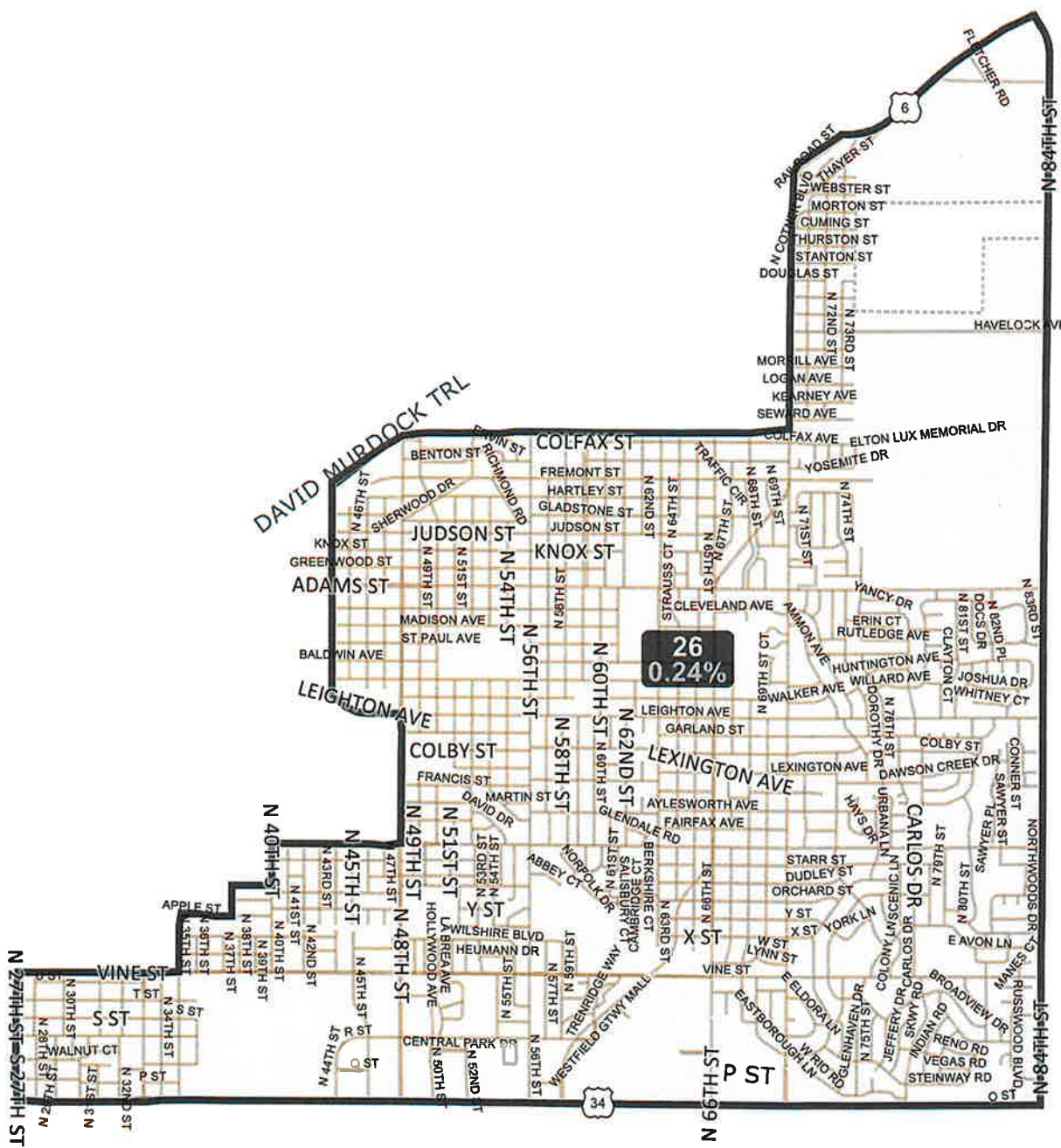
LEG21-39006-25  
 U.S. Bureau of the Census (Population Data), 2020



Created by - Legislative Research Office  
 Source - U.S. Census Bureau  
 Date - September 29 2021

# Nebraska Legislative District 26 - LB3 - Final Reading (2021)

LEG21-39006-26



©2021 CALIPER; ©2020 HERE

## District 26 Statistics

Field	Value
District	26
Population	40127
Deviation	96
% Deviation	0.24%
18+_Pop	31534
% 18+_Pop	78.59%
18+_Wht	26085
% 18+_Wht	82.72%
H18+_Pop	2297
% H18+_Pop	7.28%
18+_Blk	1193
% 18+_Blk	3.78%
18+_WhtBlk	275
% 18+_WhtBlk	0.87%
18+_Ind	264
% 18+_Ind	0.84%
18+_Asn	1124
% 18+_Asn	3.56%
18+_Hwn	25
% 18+_Hwn	0.08%
18+_Oth	1037
% 18+_Oth	3.29%

LEG21-39006-26  
 U.S. Bureau of the Census  
 (Population Data), 2020

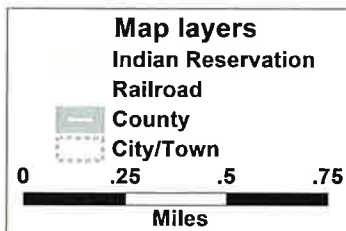
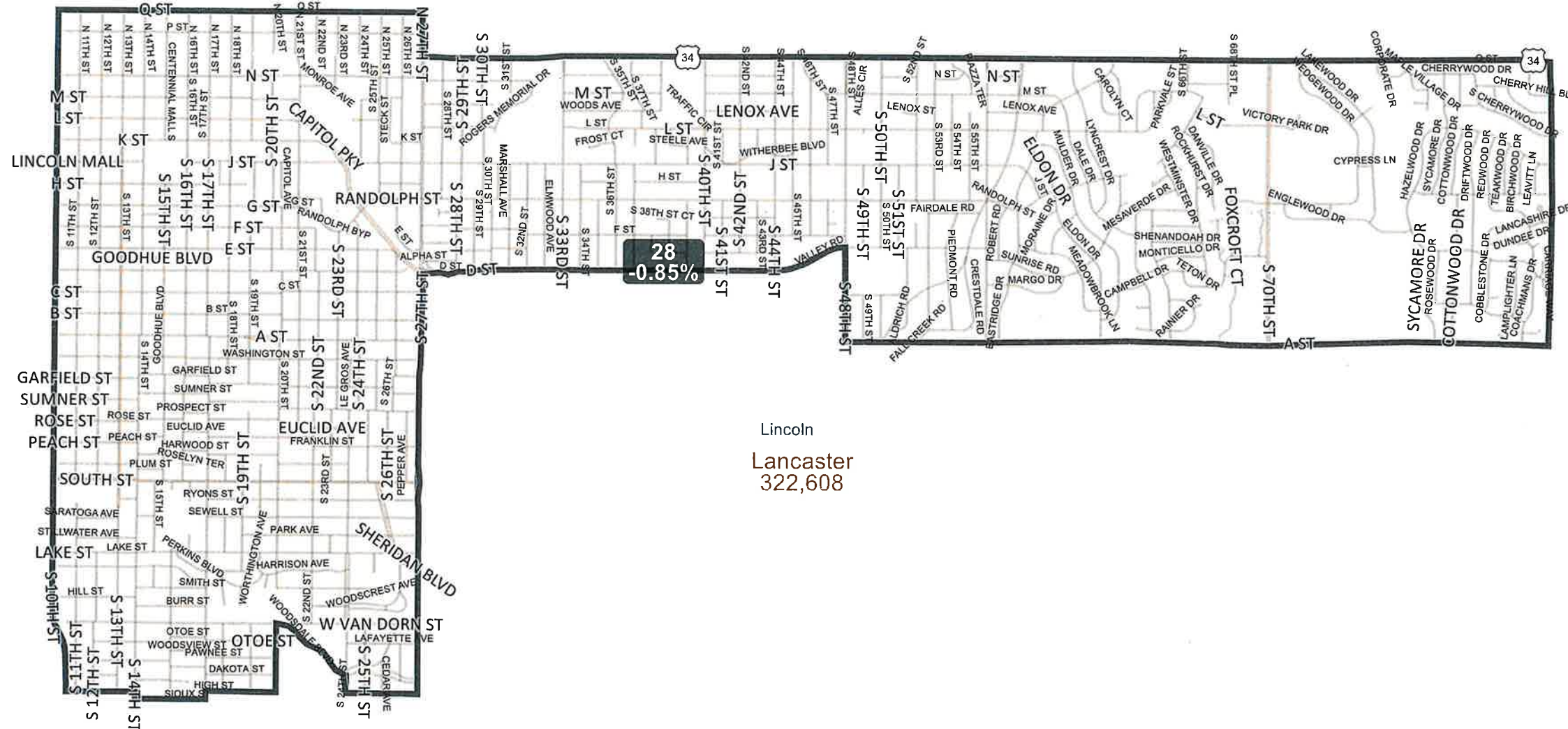


Created by - Legislative Research Office  
 Source - U.S. Census Bureau  
 Date - September 29, 2021



# Nebraska Legislative District 28 - LB3 - Final Reading (2021)

LEG21-39006-28



©2021 CALIPER; ©2020 HERE

## District 28 Statistics

Field	Value
District	28
Population	39692
Deviation	-339
% Deviation	-0.85%
18+_Pop	31436
% 18+_Pop	79.2%
18+_Wht	24336
% 18+_Wht	77.41%
H18+_Pop	2701
% H18+_Pop	8.59%
18+_Blk	1821
% 18+_Blk	5.79%
18+_WhtBlk	306
% 18+_WhtBlk	0.97%
18+_Ind	373
% 18+_Ind	1.19%
18+_Asn	1473
% 18+_Asn	4.69%
18+_Hwn	38
% 18+_Hwn	0.12%
18+_Oth	1306
% 18+_Oth	4.15%

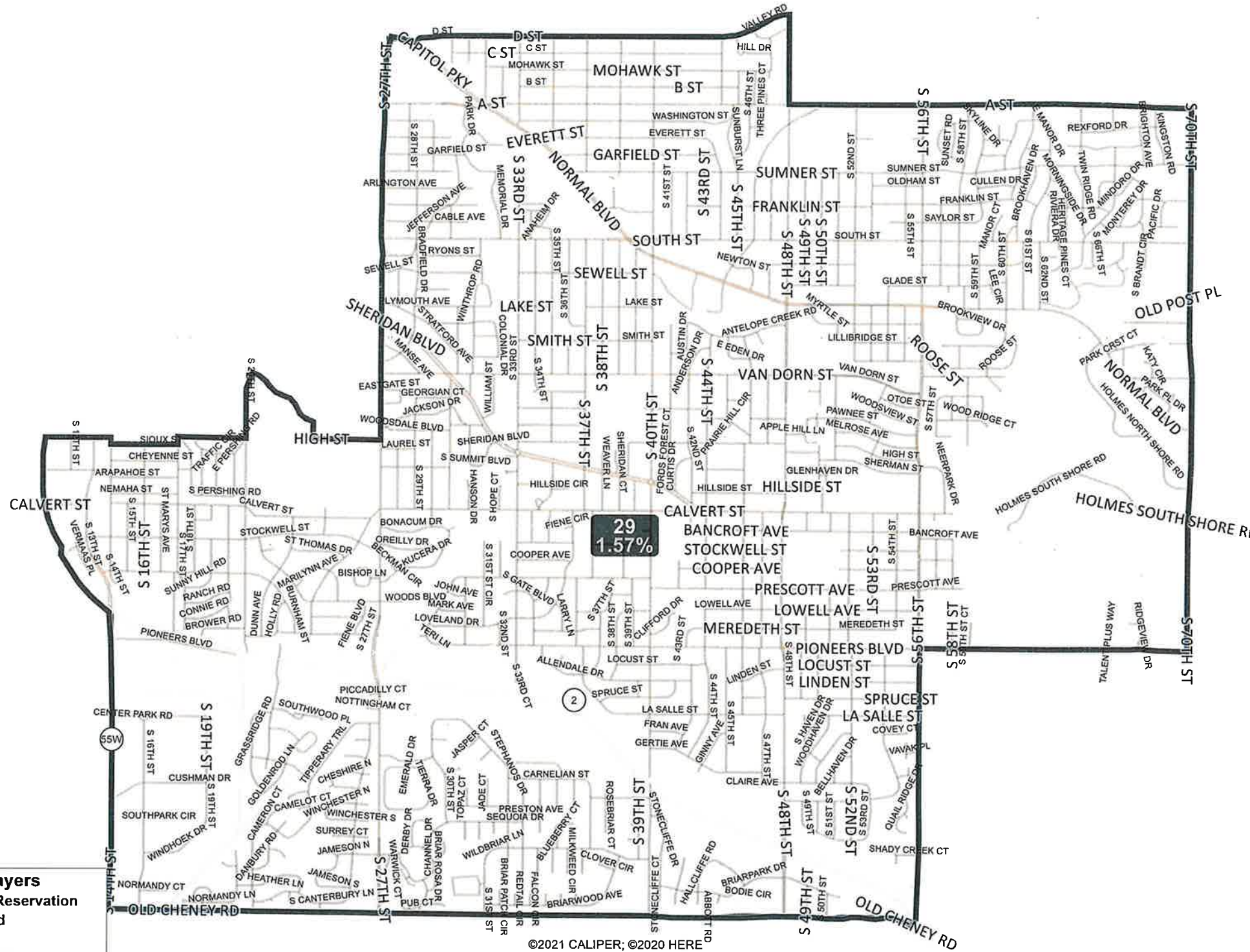
LEG21-39006-28  
U.S. Bureau of the Census (Population Data), 2020



Created by - Legislative Research Office  
Source - U.S. Census Bureau  
Date - September 29 2021

# Nebraska Legislative District 29 - LB3 - Final Reading (2021)

LEG21-39006-29



## District 29 Statistics

Field	Value
District	29
Population	40661
Deviation	630
% Deviation	1.57%
18+_Pop	31944
% 18+_Pop	78.56%
18+_Wht	27793
% 18+_Wht	87.01%
H18+_Pop	1690
% H18+_Pop	5.29%
18+_Blk	879
% 18+_Blk	2.75%
18+_WhtBlk	229
% 18+_WhtBlk	0.72%
18+_Ind	208
% 18+_Ind	0.65%
18+_Asn	671
% 18+_Asn	2.1%
18+_Hwn	33
% 18+_Hwn	0.1%
18+_Oth	734
% 18+_Oth	2.3%

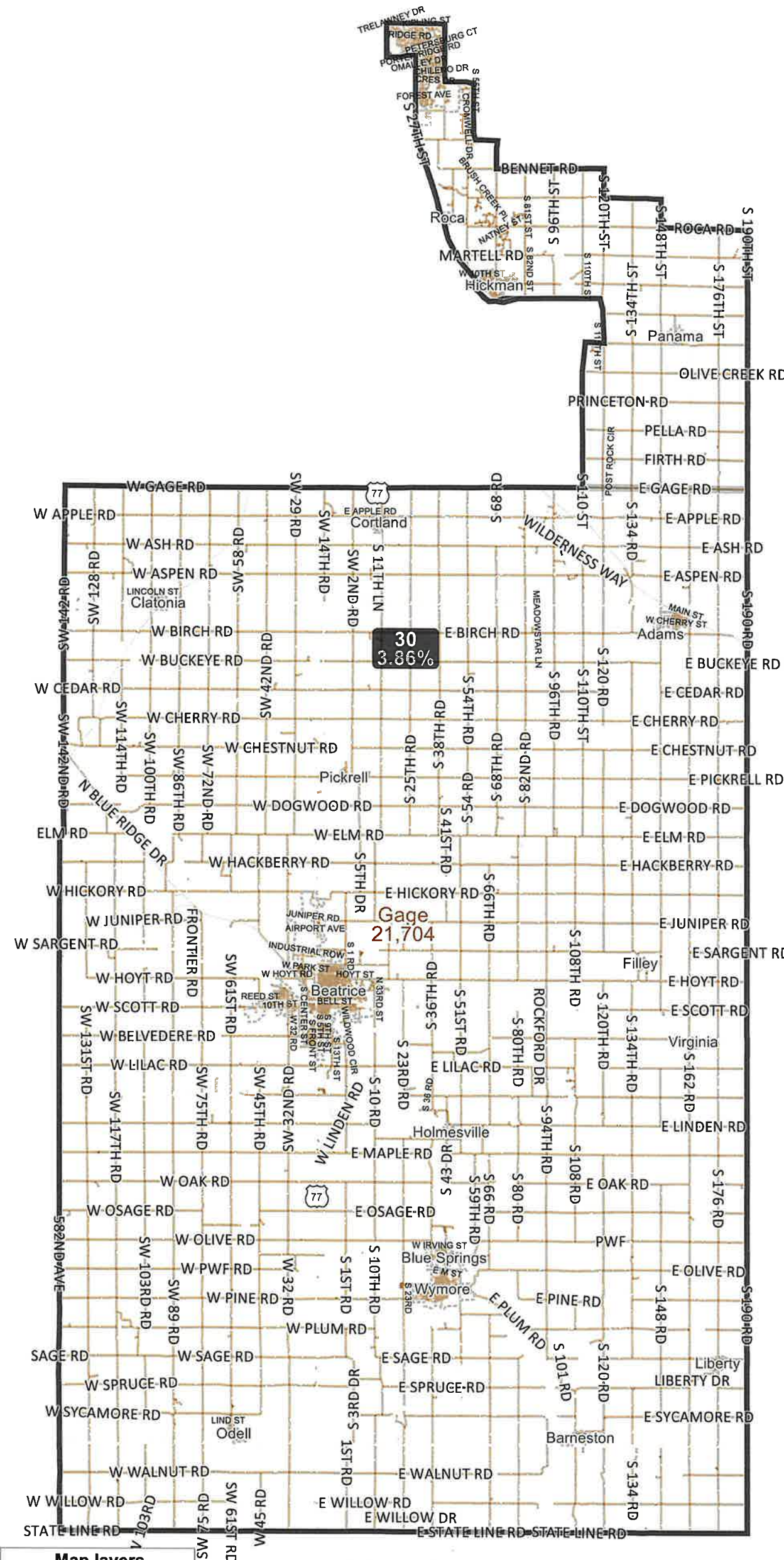
LEG21-39006-29  
U.S. Bureau of the Census (Population Data), 2020



Created by - Legislative Research Office  
Source - U.S. Census Bureau  
Date - September 29 2021

# Nebraska Legislative District 30 - LB3 - Final Reading (2021)

LEG21-39006-30

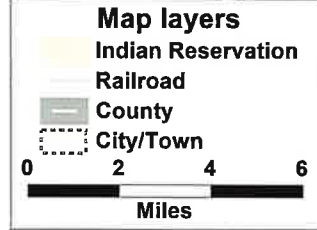


District 30 Statistics	
Field	Value
District	30
Population	41576
Deviation	1,545
% Deviation	3.86%
18+_Pop	31287
% 18+_Pop	75.25%
18+_Wht	29010
% 18+_Wht	92.72%
H18+_Pop	731
% H18+_Pop	2.34%
18+_Blk	269
% 18+_Blk	0.86%
18+_WhtBlk	114
% 18+_WhtBlk	0.36%
18+_Ind	89
% 18+_Ind	0.28%
18+_Asn	630
% 18+_Asn	2.01%
18+_Hwn	3
% 18+_Hwn	0.01%
18+_Oth	236
% 18+_Oth	0.75%

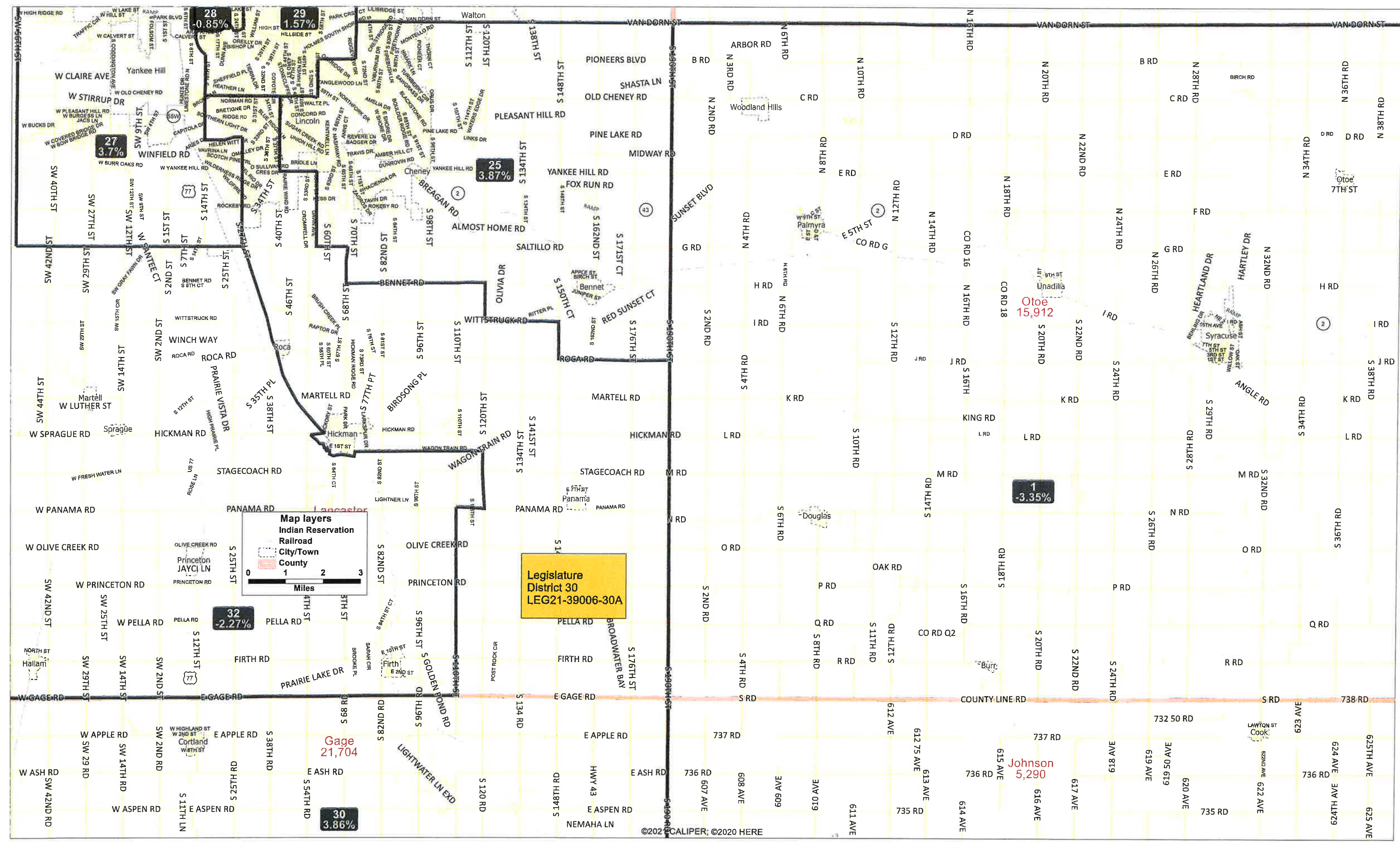
LEG21-39006-30  
U.S. Bureau of the Census  
(Population Data), 2020

**LEGISLATIVE RESEARCH OFFICE**

Created by - Legislative Research Office  
Source - U.S. Census Bureau  
Date - September 29, 2021



©2021 CALIPER; ©2020 HERE



28  
0.85%

29  
1.57%

25  
3.87%

1  
-3.35%

32  
2.27%

30  
3.86%

Legislature  
District 30  
LEG21-39006-30A

Map layers  
Indian Reservation  
Railroad  
City/Town  
County

0 1 2 3  
Miles

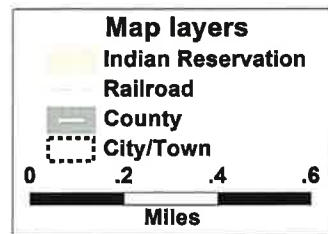
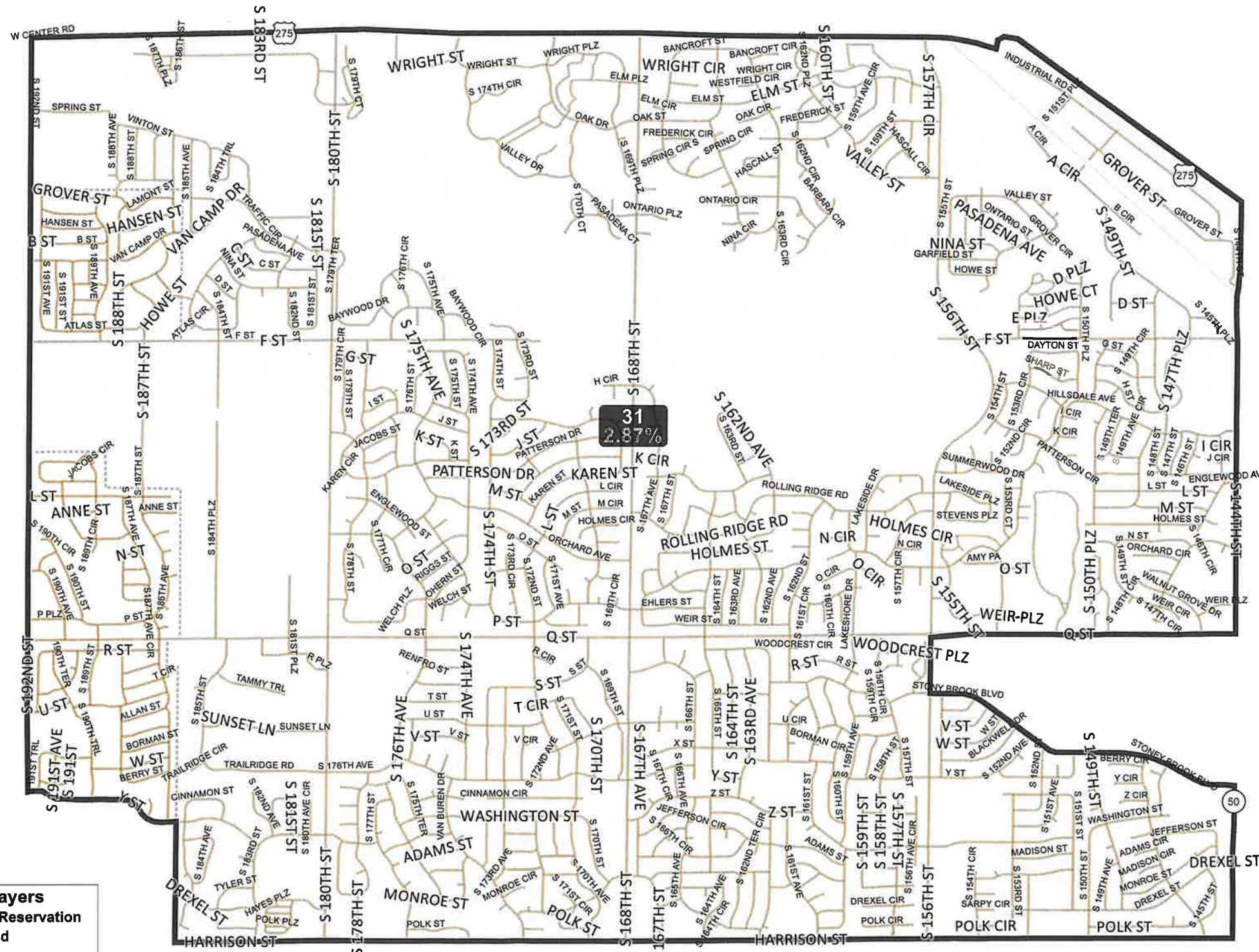
Gage  
21,704

Johnson  
5,290

Otoe  
15,912

# Nebraska Legislative District 31 - LB3 - Final Reading (2021)

LEG21-39006-31



©2021 CALIPER; ©2020 HERE

## District 31 Statistics

Field	Value
District	31
Population	41179
Deviation	1,148
% Deviation	2.87%
18+_Pop	29953
% 18+_Pop	72.74%
18+_Wht	26149
% 18+_Wht	87.3%
H18+_Pop	1337
% H18+_Pop	4.46%
18+_Blk	451
% 18+_Blk	1.51%
18+_WhtBlk	132
% 18+_WhtBlk	0.44%
18+_Ind	55
% 18+_Ind	0.18%
18+_Asn	1344
% 18+_Asn	4.49%
18+_Hwn	27
% 18+_Hwn	0.09%
18+_Oth	438
% 18+_Oth	1.46%

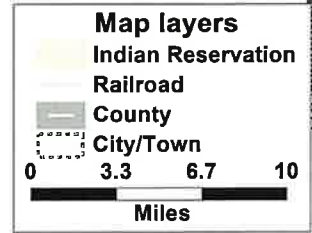
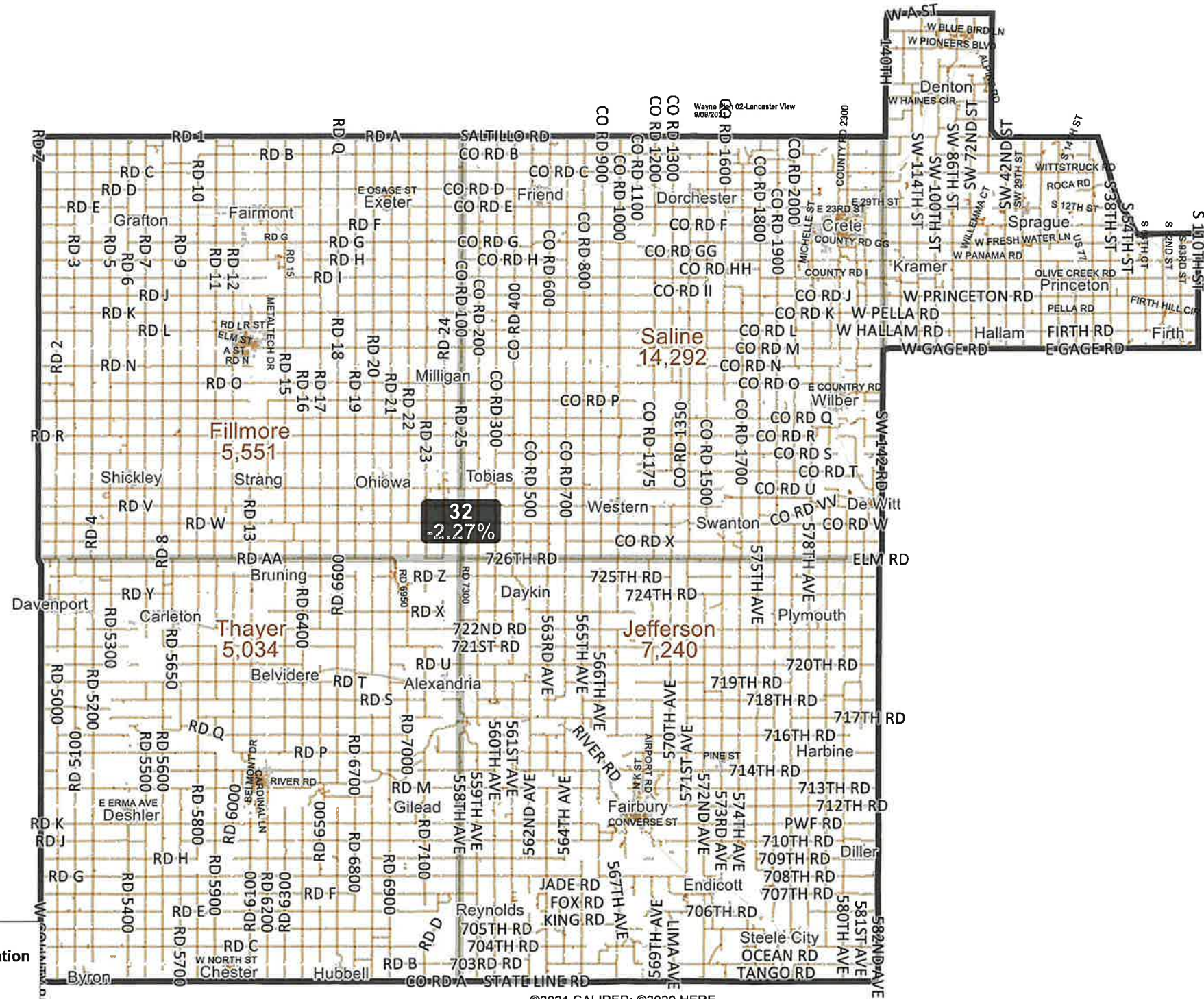
LEG21-39006-31  
 U.S. Bureau of the Census (Population Data), 2020



Created by - Legislative Research Office  
 Source - U.S. Census Bureau  
 Date - September 29 2021

# Nebraska Legislative District 32 - LB3 - Final Reading (2021)

LEG21-39006-32



## District 32 Statistics

Field	Value
District	32
Population	39124
Deviation	-907
% Deviation	-2.27%
18+_Pop	29566
% 18+_Pop	75.57%
18+_Wht	25809
% 18+_Wht	87.29%
H18+_Pop	2972
% H18+_Pop	10.05%
18+_Blk	153
% 18+_Blk	0.52%
18+_WhtBlk	44
% 18+_WhtBlk	0.15%
18+_Ind	193
% 18+_Ind	0.65%
18+_Asn	284
% 18+_Asn	0.96%
18+_Hwn	27
% 18+_Hwn	0.09%
18+_Oth	1656
% 18+_Oth	5.6%

LEG21-39006-32  
U.S. Bureau of the Census (Population Data), 2020



Created by - Legislative Research Office  
Source - U.S. Census Bureau  
Date - September 29 2021

Seward  
17,609

24  
-3.76%

Cass  
26,598

2  
1.69%

27  
3.7%

28  
-0.85%

29  
1.57%

25  
3.87%

Legislature  
District 32  
LEG21-39006-32A

Lancaster  
322,608

Otoe  
15,912

1  
-3.35%

32  
-2.27%

Saline  
14,292

30  
3.86%

Gage  
21,704

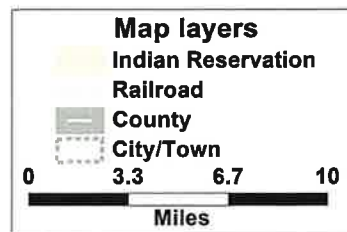
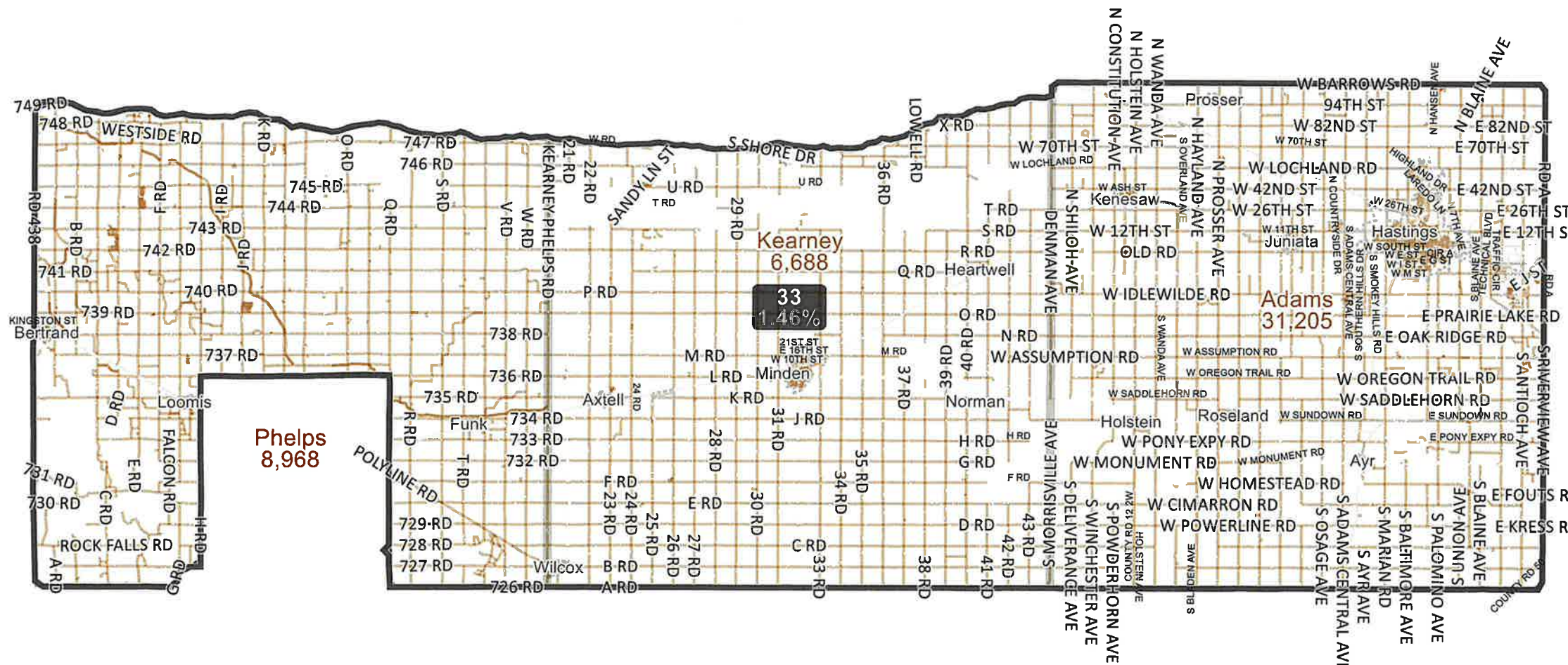
**Map layers**

- Indian Reservation
- Railroad
- City/Town
- County

Miles

# Nebraska Legislative District 33 - LB3 - Final Reading (2021)

LEG21-39006-33



©2021 CALIPER; ©2020 HERE

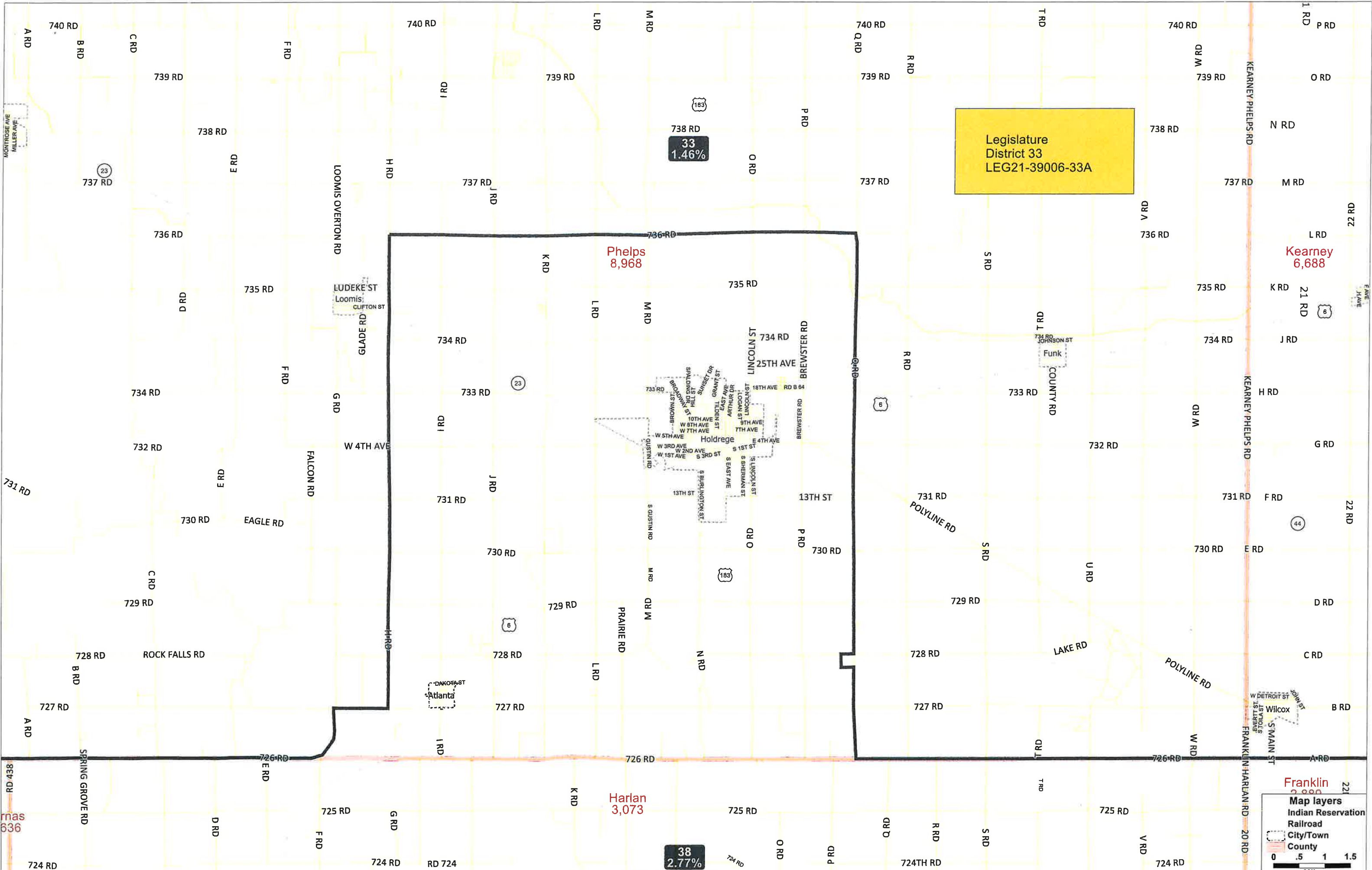
## District 33 Statistics

Field	Value
District	33
Population	40614
Deviation	583
% Deviation	1.46%
18+_Pop	30891
% 18+_Pop	76.06%
18+_Wht	27476
% 18+_Wht	88.95%
H18+_Pop	2550
% H18+_Pop	8.25%
18+_Blk	204
% 18+_Blk	0.66%
18+_WhtBlk	79
% 18+_WhtBlk	0.26%
18+_Ind	153
% 18+_Ind	0.5%
18+_Asn	357
% 18+_Asn	1.16%
18+_Hwn	10
% 18+_Hwn	0.03%
18+_Oth	1199
% 18+_Oth	3.88%

LEG21-39006-33  
 U.S. Bureau of the Census (Population Data), 2020



Created by - Legislative Research Office  
 Source - U.S. Census Bureau  
 Date - September 29 2021



Legislature  
District 33  
LEG21-39006-33A

Phelps  
8,968

Kearney  
6,688

Harlan  
3,073

Franklin  
2,880

33  
1.46%

38  
2.77%

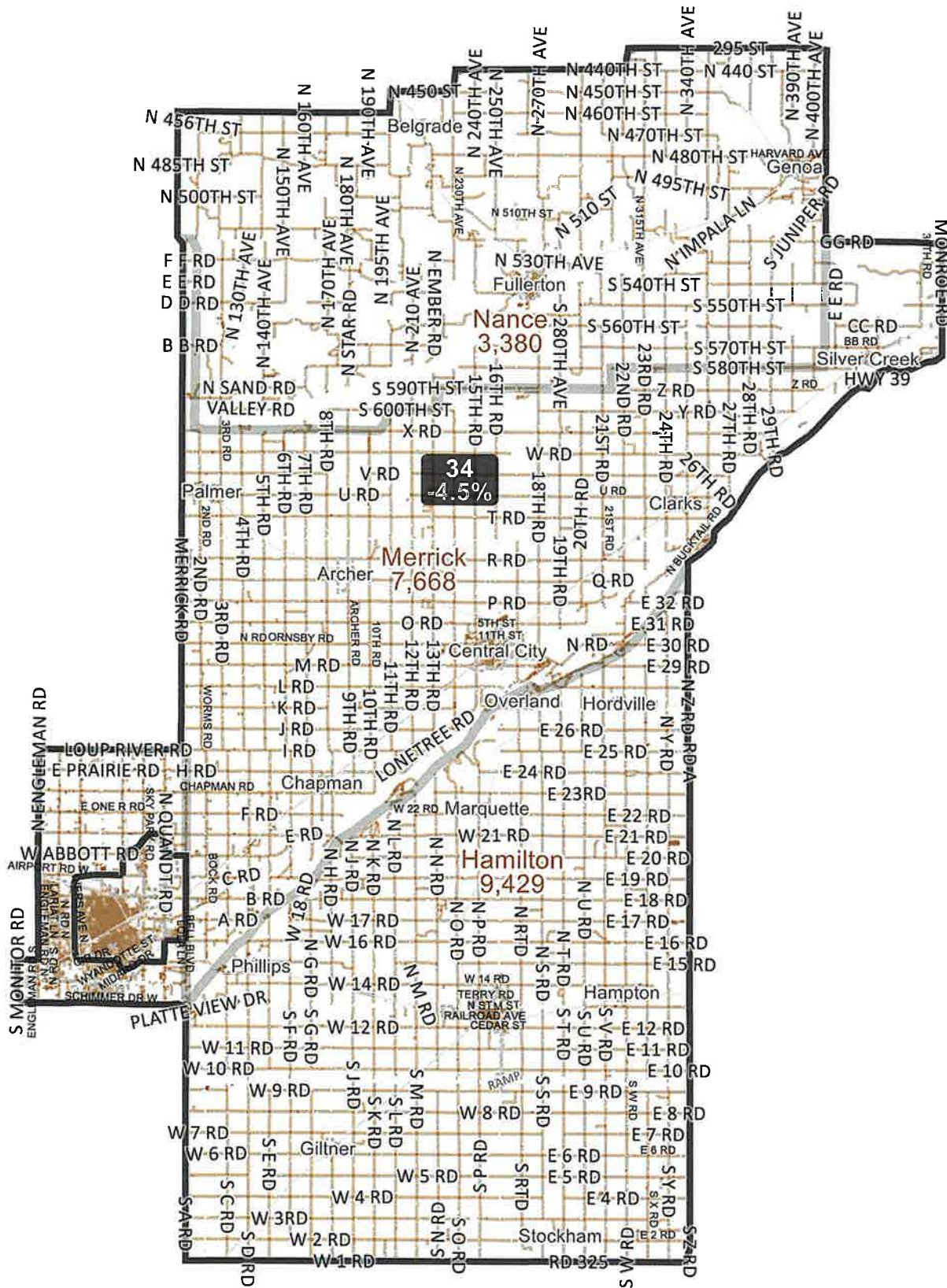
**Map layers**

- Indian Reservation
- Railroad
- City/Town
- County

0 .5 1 1.5  
Miles

# Nebraska Legislative District 34 - LB3 - Final Reading (2021)

LEG21-39006-34



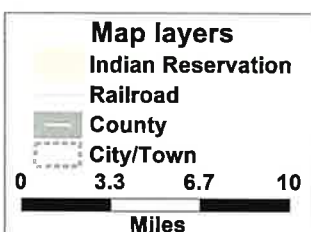
## District 34 Statistics

Field	Value
District	34
Population	38230
Deviation	-1,801
% Deviation	-4.5%
18+_Pop	28585
% 18+_Pop	74.77%
18+_Wht	26072
% 18+_Wht	91.21%
H18+_Pop	1878
% H18+_Pop	6.57%
18+_Blk	200
% 18+_Blk	0.7%
18+_WhtBlk	31
% 18+_WhtBlk	0.11%
18+_Ind	140
% 18+_Ind	0.49%
18+_Asn	225
% 18+_Asn	0.79%
18+_Hwn	5
% 18+_Hwn	0.02%
18+_Oth	870
% 18+_Oth	3.04%

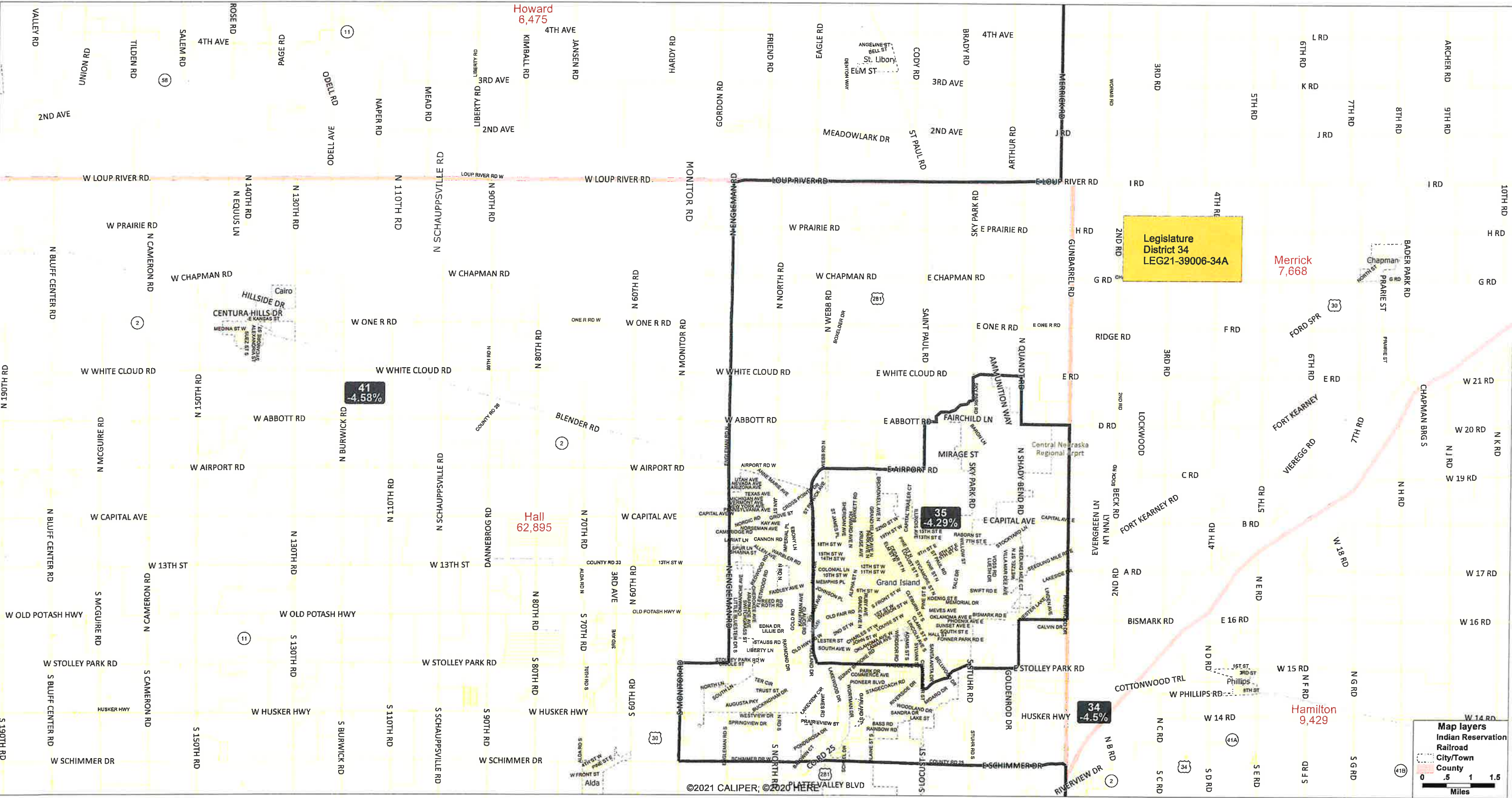
LEG21-39006-34  
U.S. Bureau of the Census  
(Population Data), 2020



Created by - Legislative Research Office  
Source - U.S. Census Bureau  
Date - September 29, 2021



©2021 CALIPER; ©2020 HERE

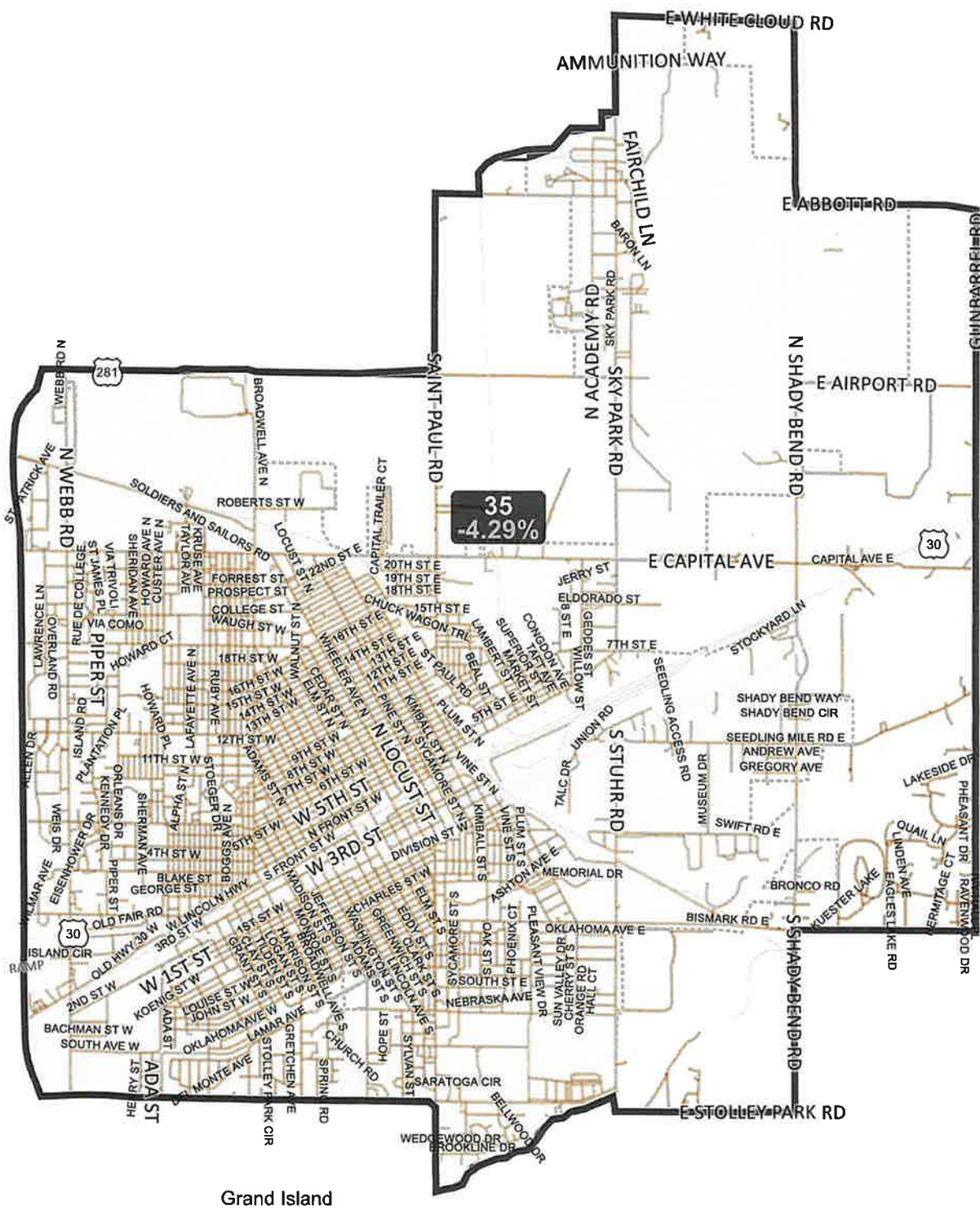


**Map layers**  
Indian Reservation  
Railroad  
City/Town  
County  
Miles

0 .5 1 1.5

# Nebraska Legislative District 35 - LB3 - Final Reading (2021)

LEG21-39006-35



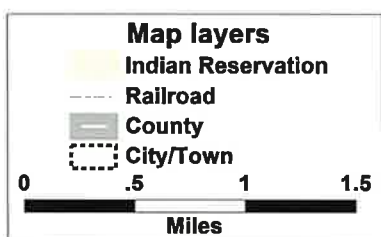
## District 35 Statistics

Field	Value
District	35
Population	38312
Deviation	-1,719
% Deviation	-4.29%
18+_Pop	27646
% 18+_Pop	72.16%
18+_Wht	17436
% 18+_Wht	63.07%
H18+_Pop	10112
% H18+_Pop	36.58%
18+_Blk	1030
% 18+_Blk	3.73%
18+_WhtBlk	71
% 18+_WhtBlk	0.26%
18+_Ind	487
% 18+_Ind	1.76%
18+_Asn	374
% 18+_Asn	1.35%
18+_Hwn	35
% 18+_Hwn	0.13%
18+_Oth	5417
% 18+_Oth	19.59%

LEG21-39006-35  
U.S. Bureau of the Census  
(Population Data), 2020



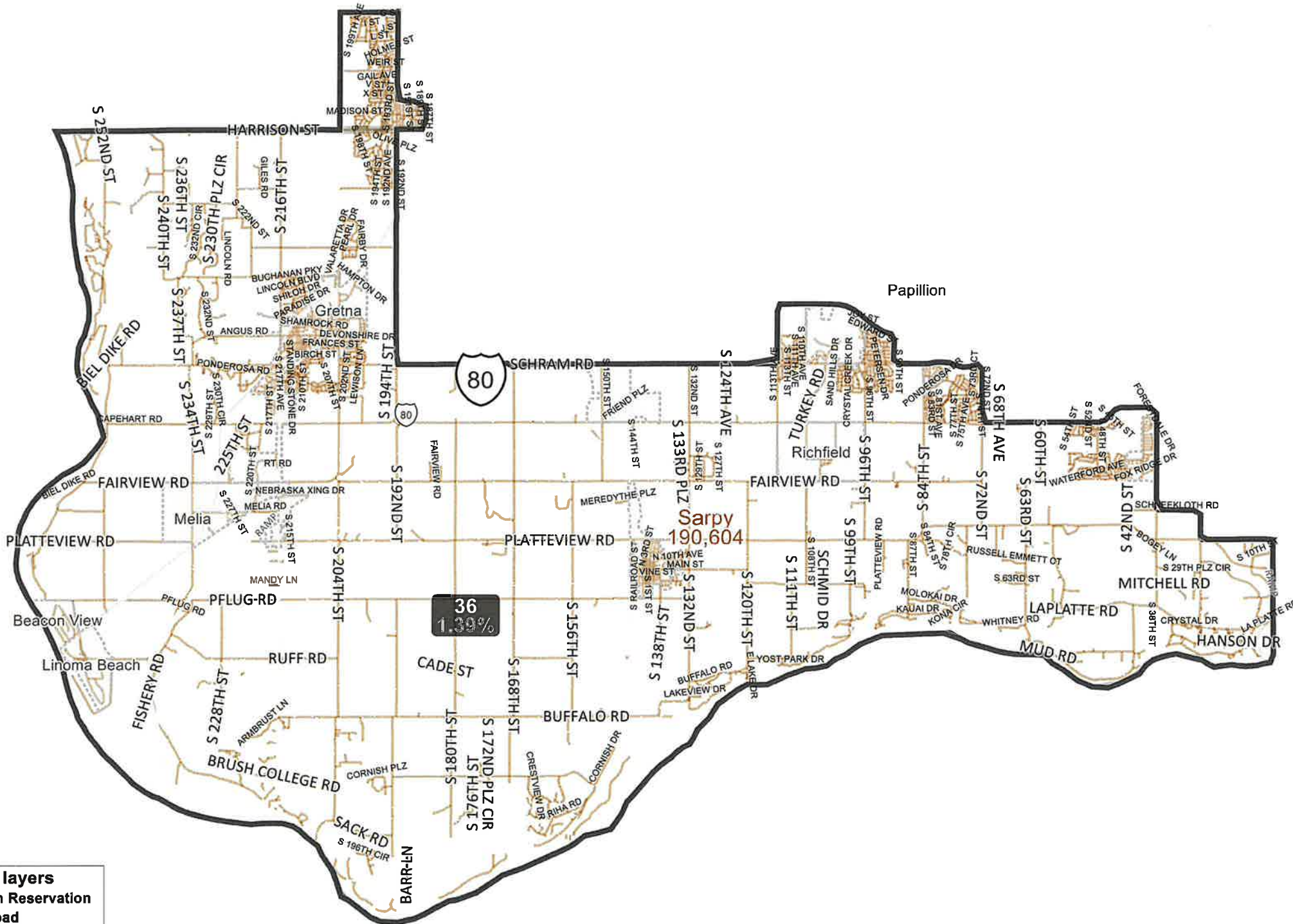
Created by - Legislative Research Office  
Source - U.S. Census Bureau  
Date - September 29, 2021



©2021 CALIPER; ©2020 HERE

# Nebraska Legislative District 36 - LB3 - Final Reading (2021)

LEG21-39006-36



**Map layers**

- Indian Reservation
- Railroad
- County
- City/Town

0 1 2 3  
Miles

©2021 CALIPER; ©2020 HERE

## District 36 Statistics

Field	Value
District	36
Population	40589
Deviation	558
% Deviation	1.39%
18+_Pop	27508
% 18+_Pop	67.77%
18+_Wht	24624
% 18+_Wht	89.52%
H18+_Pop	1016
% H18+_Pop	3.69%
18+_Blk	438
% 18+_Blk	1.59%
18+_WhtBlk	129
% 18+_WhtBlk	0.47%
18+_Ind	75
% 18+_Ind	0.27%
18+_Asn	603
% 18+_Asn	2.19%
18+_Hwn	22
% 18+_Hwn	0.08%
18+_Oth	294
% 18+_Oth	1.07%

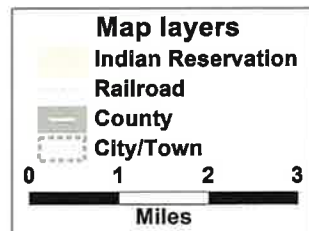
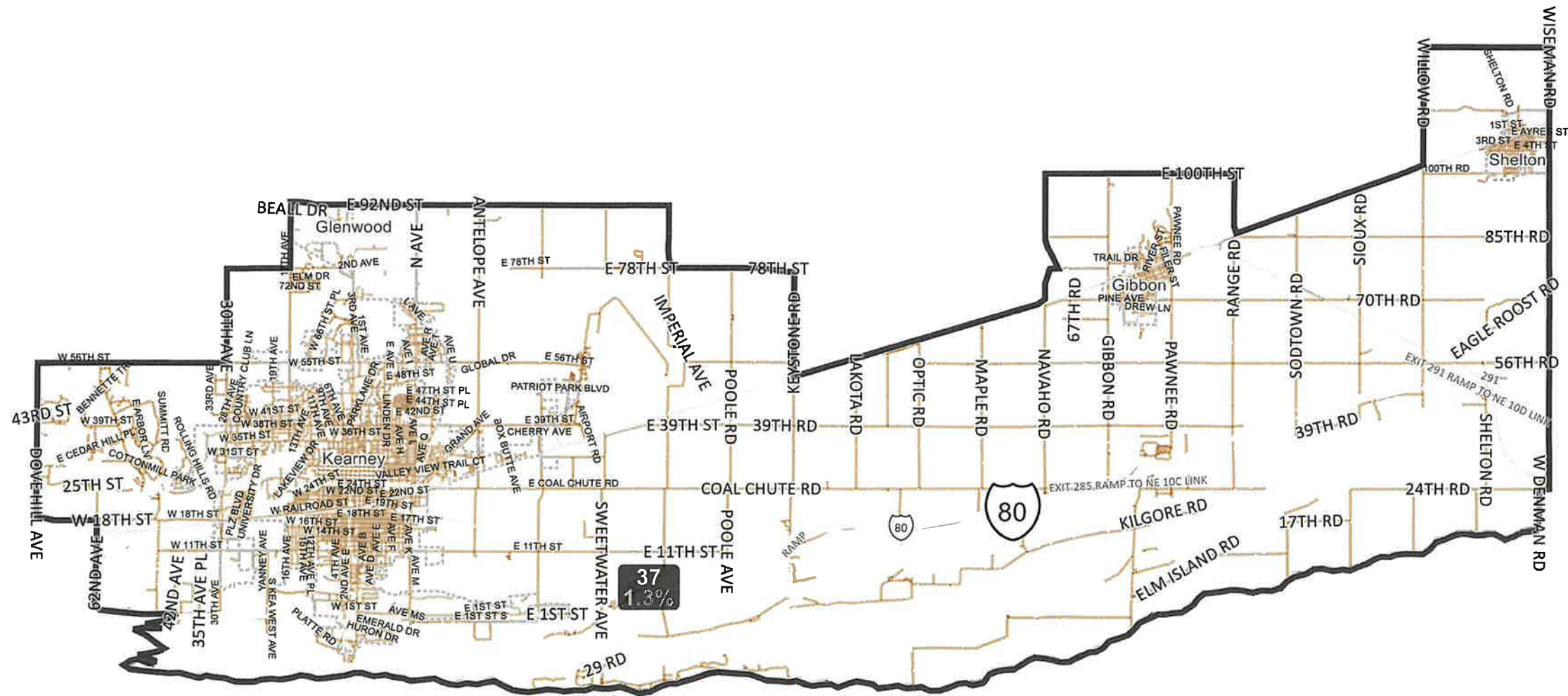
LEG21-39006-36  
U.S. Bureau of the Census (Population Data), 2020



Created by - Legislative Research Office  
Source - U.S. Census Bureau  
Date - September 29 2021

# Nebraska Legislative District 37 - LB3 - Final Reading (2021)

LEG21-39006-37



©2021 CALIPER; ©2020 HERE

## District 37 Statistics

Field	Value
District	37
Population	40552
Deviation	521
% Deviation	1.3%
18+_Pop	31106
% 18+_Pop	76.71%
18+_Wht	26917
% 18+_Wht	86.53%
H18+_Pop	3042
% H18+_Pop	9.78%
18+_Blk	439
% 18+_Blk	1.41%
18+_WhtBlk	79
% 18+_WhtBlk	0.25%
18+_Ind	179
% 18+_Ind	0.58%
18+_Asn	568
% 18+_Asn	1.83%
18+_Hwn	24
% 18+_Hwn	0.08%
18+_Oth	1484
% 18+_Oth	4.77%

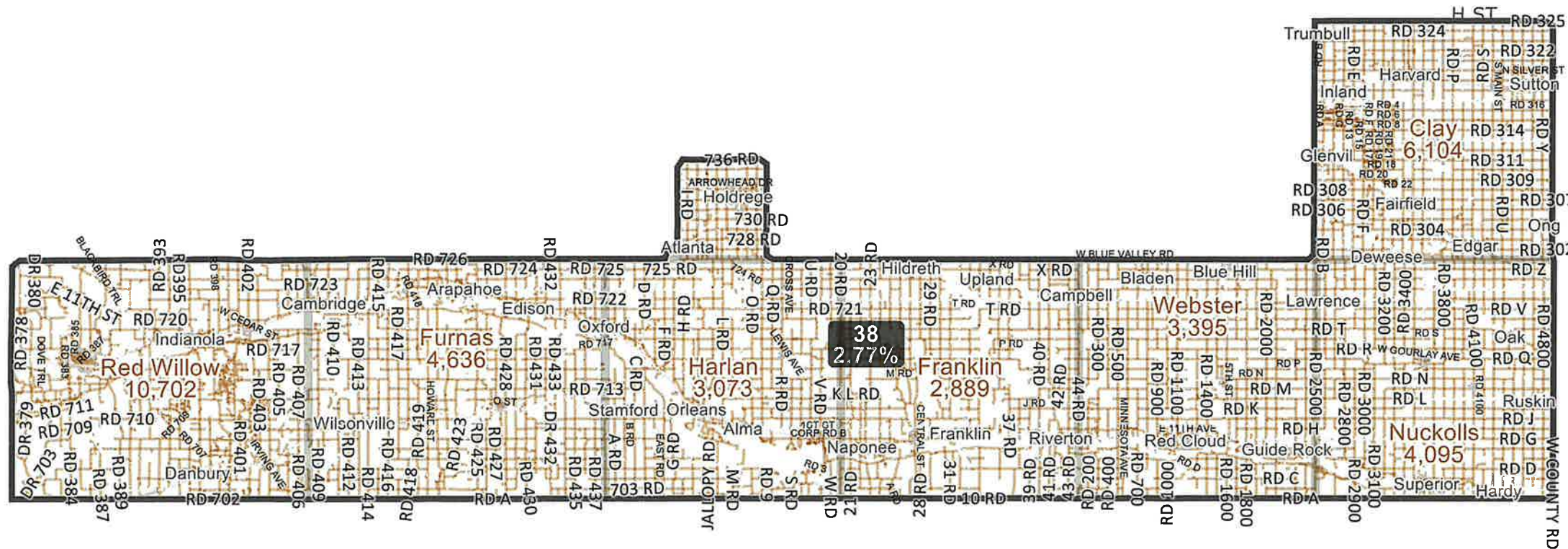
LEG21-39006-37  
U.S. Bureau of the Census (Population Data), 2020



Created by - Legislative Research Office  
Source - U.S. Census Bureau  
Date - September 29 2021

# Nebraska Legislative District 38 - LB3 - Final Reading (2021)

LEG21-39006-38



## District 38 Statistics

Field	Value
District	38
Population	41141
Deviation	1,110
% Deviation	2.77%
18+_Pop	31951
% 18+_Pop	77.66%
18+_Wht	29898
% 18+_Wht	93.57%
H18+_Pop	1326
% H18+_Pop	4.15%
18+_Blk	149
% 18+_Blk	0.47%
18+_WhtBlk	58
% 18+_WhtBlk	0.18%
18+_Ind	140
% 18+_Ind	0.44%
18+_Asn	92
% 18+_Asn	0.29%
18+_Hwn	12
% 18+_Hwn	0.04%
18+_Oth	573
% 18+_Oth	1.79%

LEG21-39006-38  
U.S. Bureau of the Census (Population Data), 2020

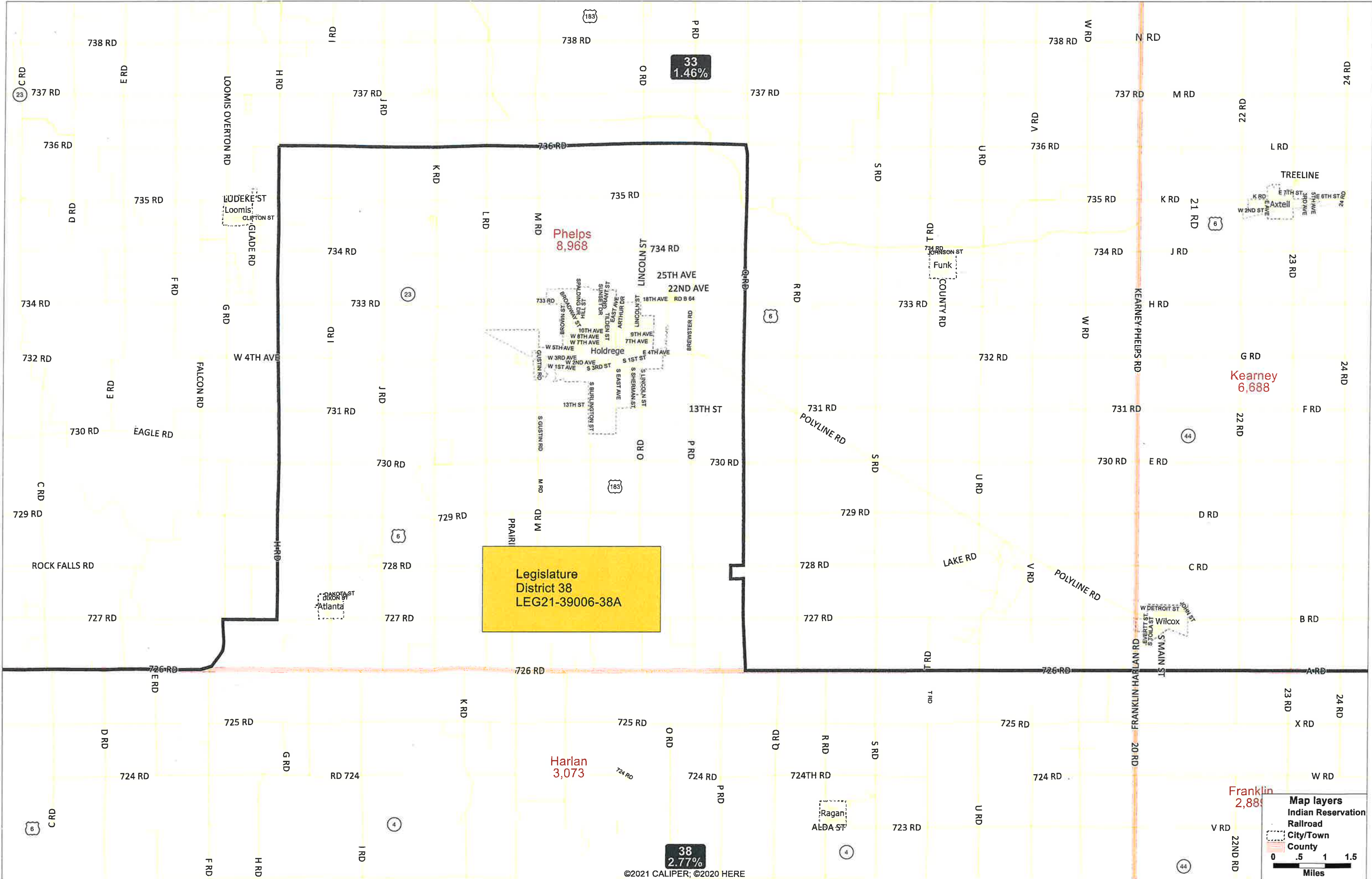
**Map layers**

- Indian Reservation
- Railroad
- County
- City/Town

©2021 CALIPER; ©2020 HERE



Created by - Legislative Research Office  
Source - U.S. Census Bureau  
Date - September 29 2021



33  
1.46%

Phelps  
8,968

Legislature  
District 38  
LEG21-39006-38A

Harlan  
3,073

Kearney  
6,688

Franklin  
2,881

38  
2.77%

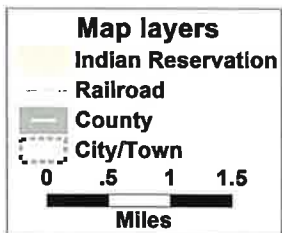
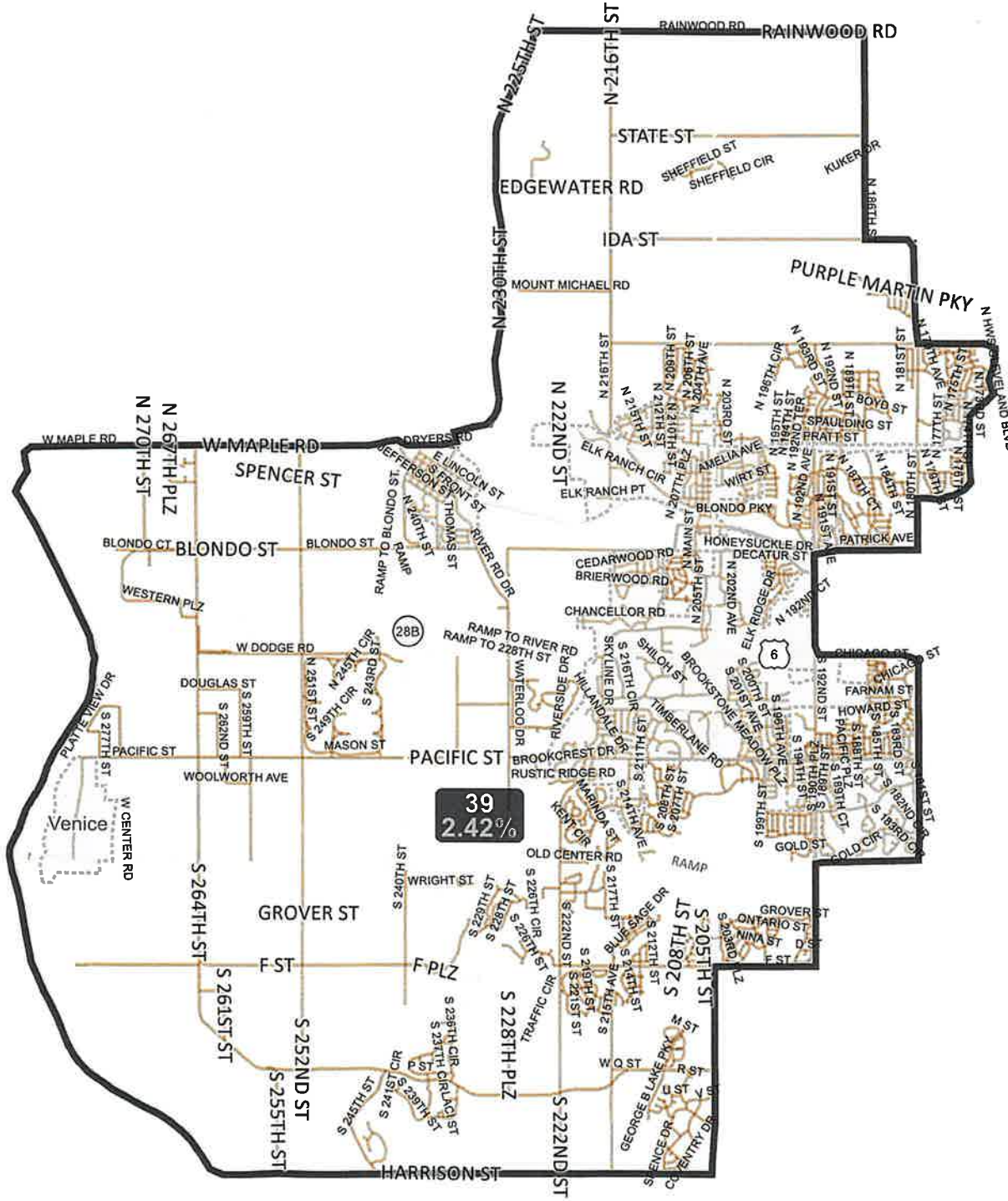
**Map layers**

- Indian Reservation
- Railroad
- City/Town
- County

0 .5 1 1.5  
Miles

# Nebraska Legislative District 39 - LB3 - Final Reading (2021)

LEG21-39006-39



©2021 CALIPER; ©2020 HERE

## District 39 Statistics

Field	Value
District	39
Population	40998
Deviation	967
% Deviation	2.42%
18+_Pop	28707
% 18+_Pop	70.02%
18+_Wht	25643
% 18+_Wht	89.33%
H18+_Pop	912
% H18+_Pop	3.18%
18+_Blk	288
% 18+_Blk	1%
18+_WhtBlk	89
% 18+_WhtBlk	0.31%
18+_Ind	70
% 18+_Ind	0.24%
18+_Asn	1244
% 18+_Asn	4.33%
18+_Hwn	17
% 18+_Hwn	0.06%
18+_Oth	292
% 18+_Oth	1.02%

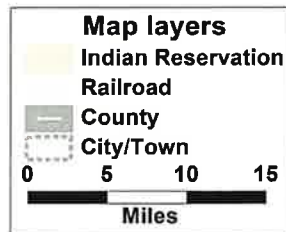
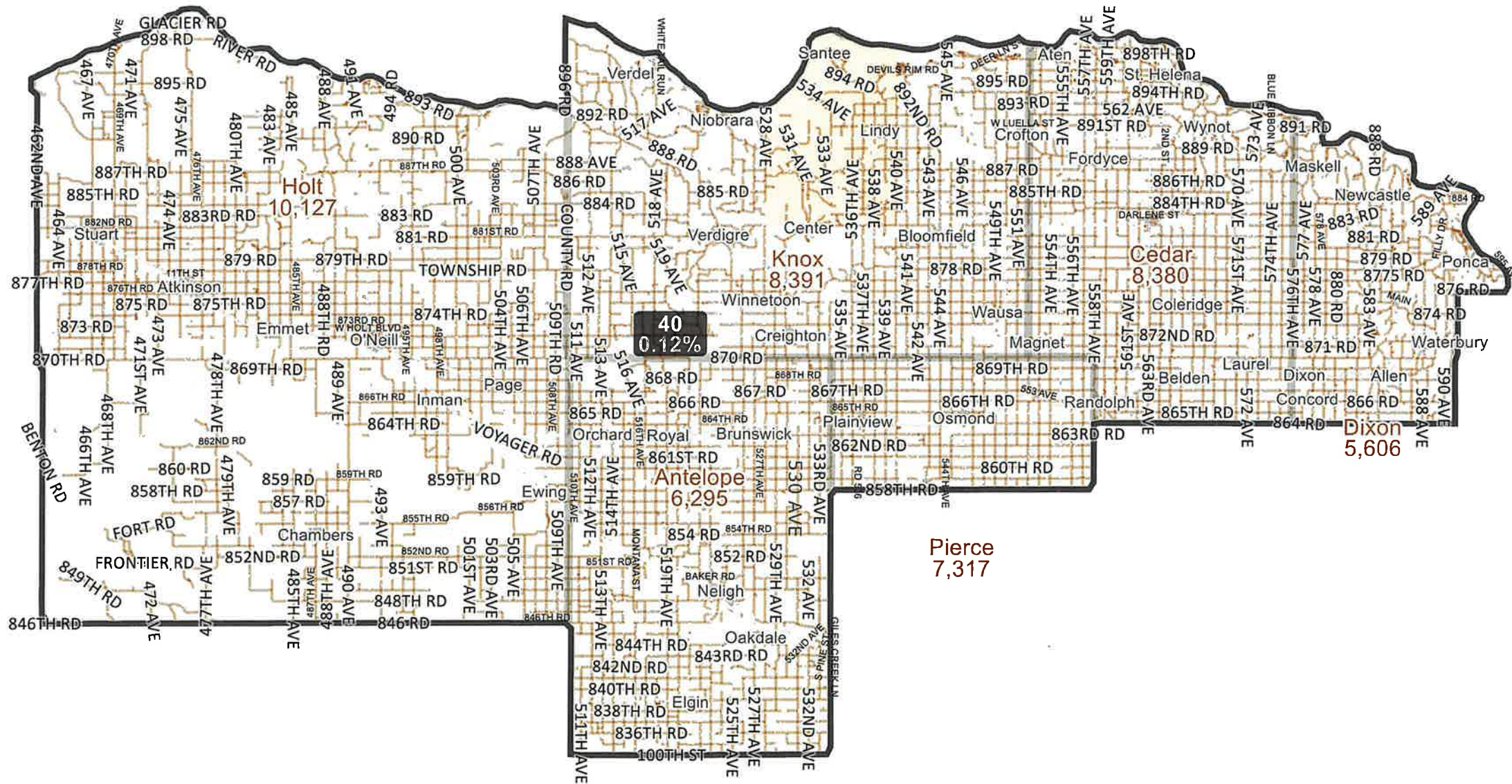
LEG21-39006-39  
 U.S. Bureau of the Census  
 (Population Data), 2020



Created by - Legislative Research Office  
 Source - U.S. Census Bureau  
 Date - September 29, 2021

# Nebraska Legislative District 40 - LB3 - Final Reading (2021)

LEG21-39006-40



©2021 CALIPER, ©2020 HERE

## District 40 Statistics

Field	Value
District	40
Population	40081
Deviation	50
% Deviation	0.12%
18+_Pop	30382
% 18+_Pop	75.8%
18+_Wht	28485
% 18+_Wht	93.76%
H18+_Pop	772
% H18+_Pop	2.54%
18+_Blk	91
% 18+_Blk	0.3%
18+_WhtBlk	63
% 18+_WhtBlk	0.21%
18+_Ind	626
% 18+_Ind	2.06%
18+_Asn	110
% 18+_Asn	0.36%
18+_Hwn	4
% 18+_Hwn	0.01%
18+_Oth	374
% 18+_Oth	1.23%

LEG21-39006-40  
U.S. Bureau of the Census (Population Data), 2020



Created by - Legislative Research Office  
Source - U.S. Census Bureau  
Date - September 29 2021

Legislature  
District 40  
LEG21-39006-40A

Knox  
8,391

Cedar  
8,380

40  
0.12%

Antelope  
6,295

Pierce  
7,317

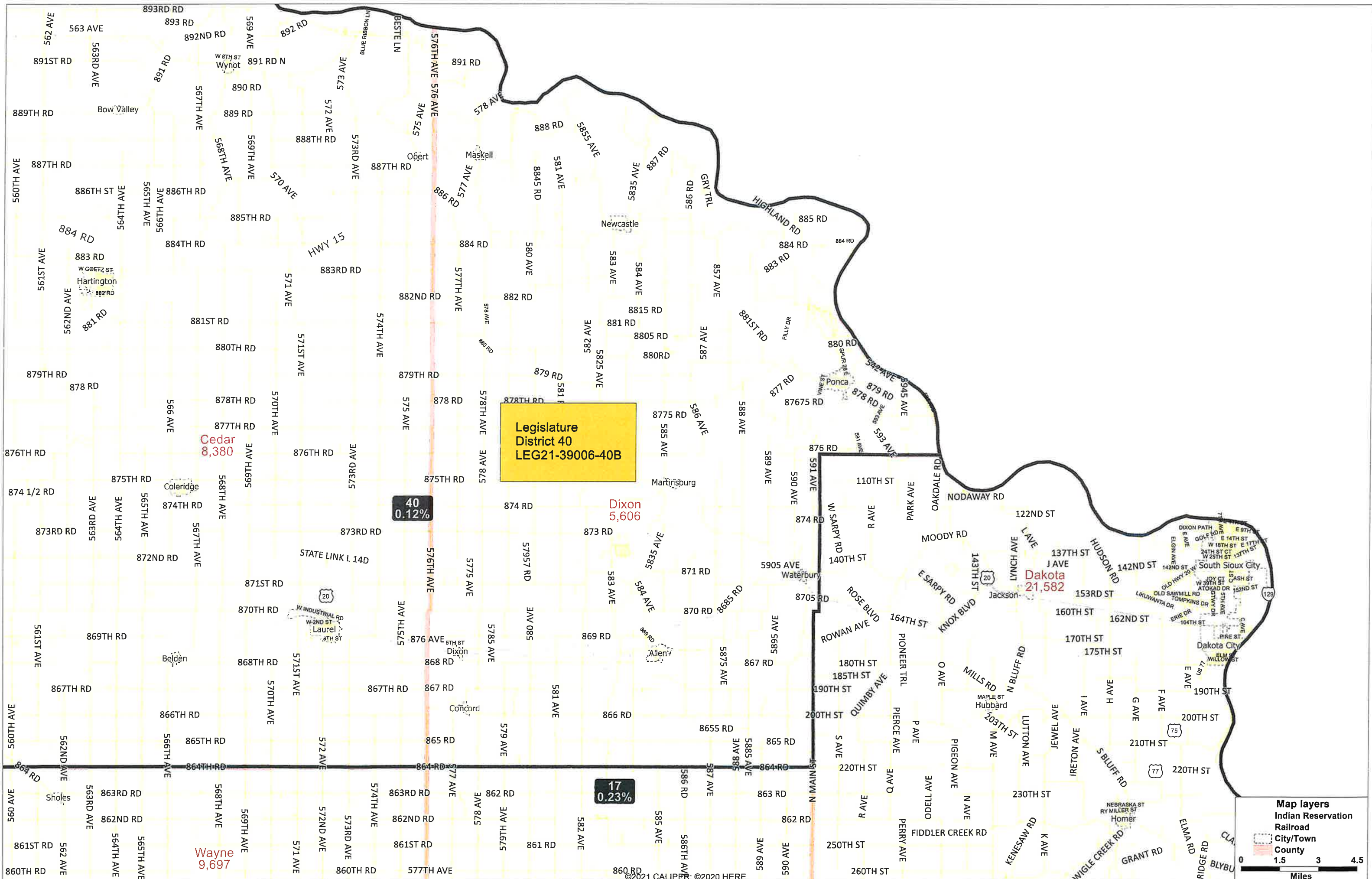
Wayne  
9,697

17  
0.23%

19  
-1.2%

**Map layers**  
Indian Reservation  
Railroad  
City/Town  
County

0 .5 1 1.5  
Miles



Legislature  
District 40  
LEG21-39006-40B

Cedar  
8,380

Dixon  
5,606

Dakota  
21,582

Wayne  
9,697

40  
0.12%

17  
0.23%

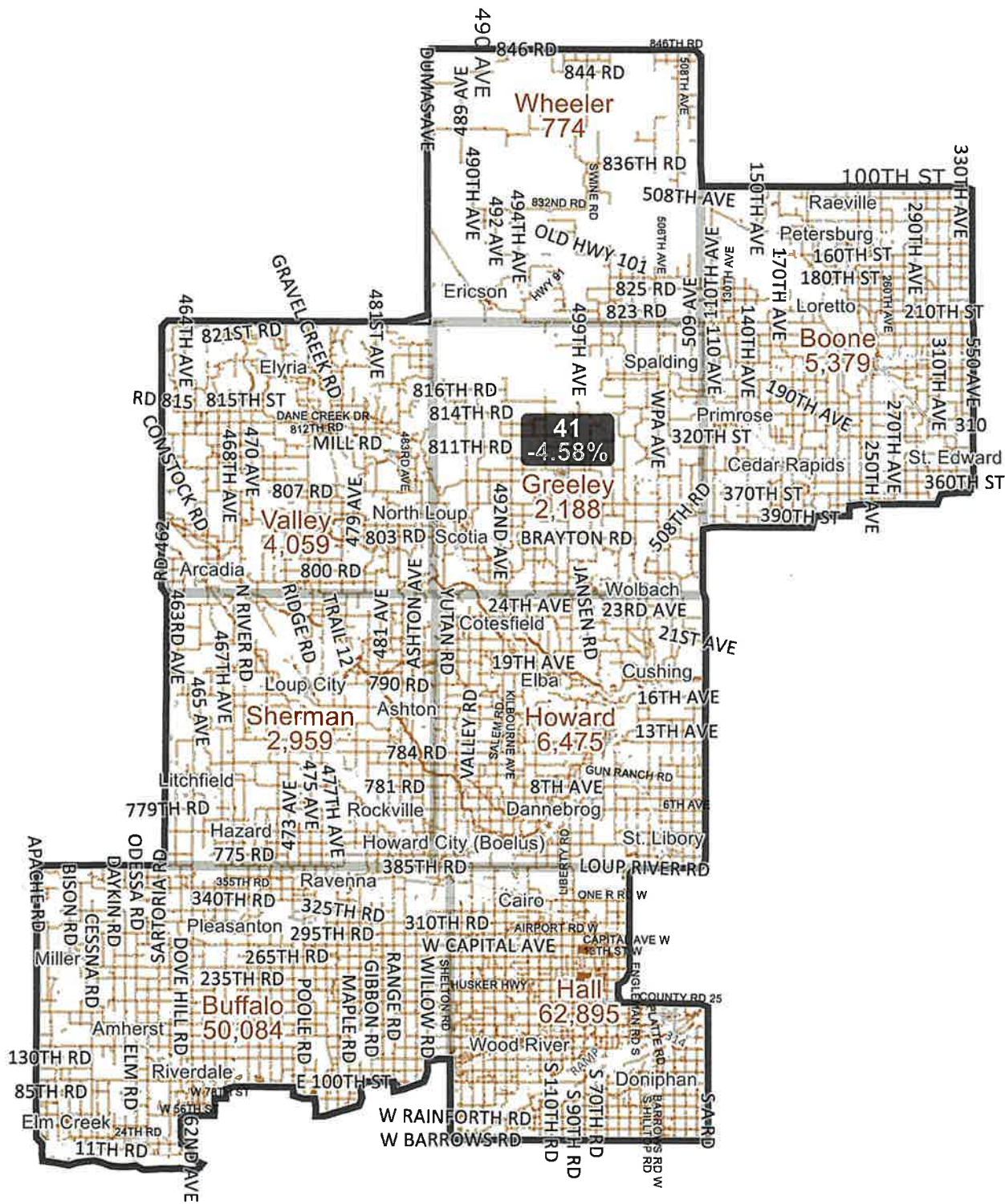
**Map layers**

- Indian Reservation
- Railroad
- City/Town
- County

0 1.5 3 4.5  
Miles

# Nebraska Legislative District 41 - LB3 - Final Reading (2021)

LEG21-39006-41



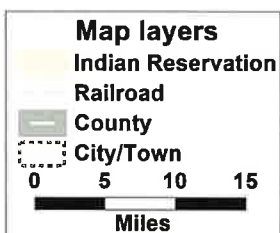
## District 41 Statistics

Field	Value
District	41
Population	38196
Deviation	-1,835
% Deviation	-4.58%
18+_Pop	28727
% 18+_Pop	75.21%
18+_Wht	27421
% 18+_Wht	95.45%
H18+_Pop	841
% H18+_Pop	2.93%
18+_Blk	69
% 18+_Blk	0.24%
18+_WhtBlk	30
% 18+_WhtBlk	0.1%
18+_Ind	77
% 18+_Ind	0.27%
18+_Asn	59
% 18+_Asn	0.21%
18+_Hwn	17
% 18+_Hwn	0.06%
18+_Oth	388
% 18+_Oth	1.35%

LEG21-39006-41  
 U.S. Bureau of the Census  
 (Population Data), 2020



Created by - Legislative Research Office  
 Source - U.S. Census Bureau  
 Date - September 29, 2021



©2021 CALIPER; ©2020 HERE

**Legislature  
District 41  
LEG21-39006-41A**

**Map layers**  
Indian Reservation  
Railroad  
County  
City/Town

Miles

**41**  
-4.58%

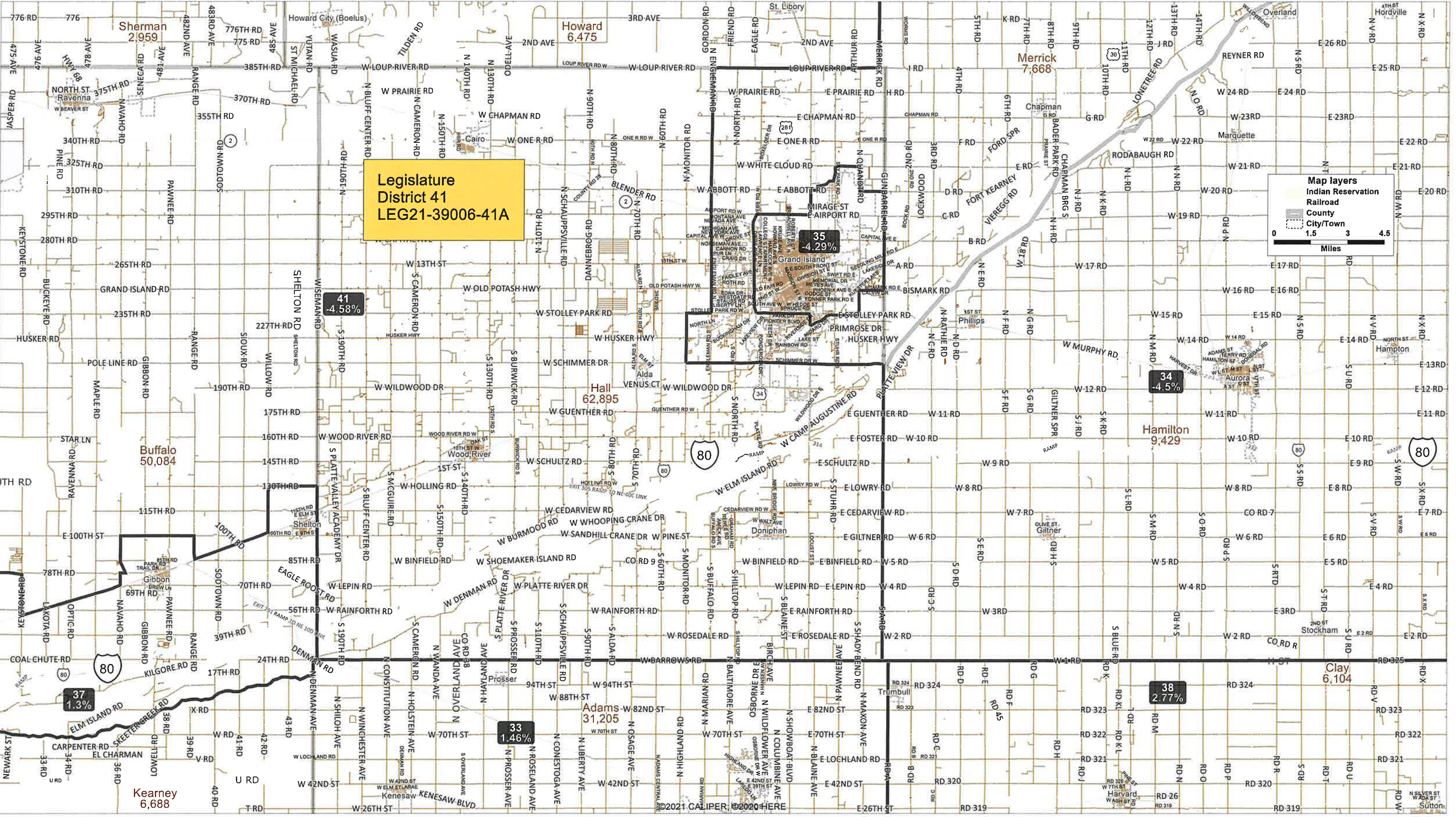
**35**  
-4.29%

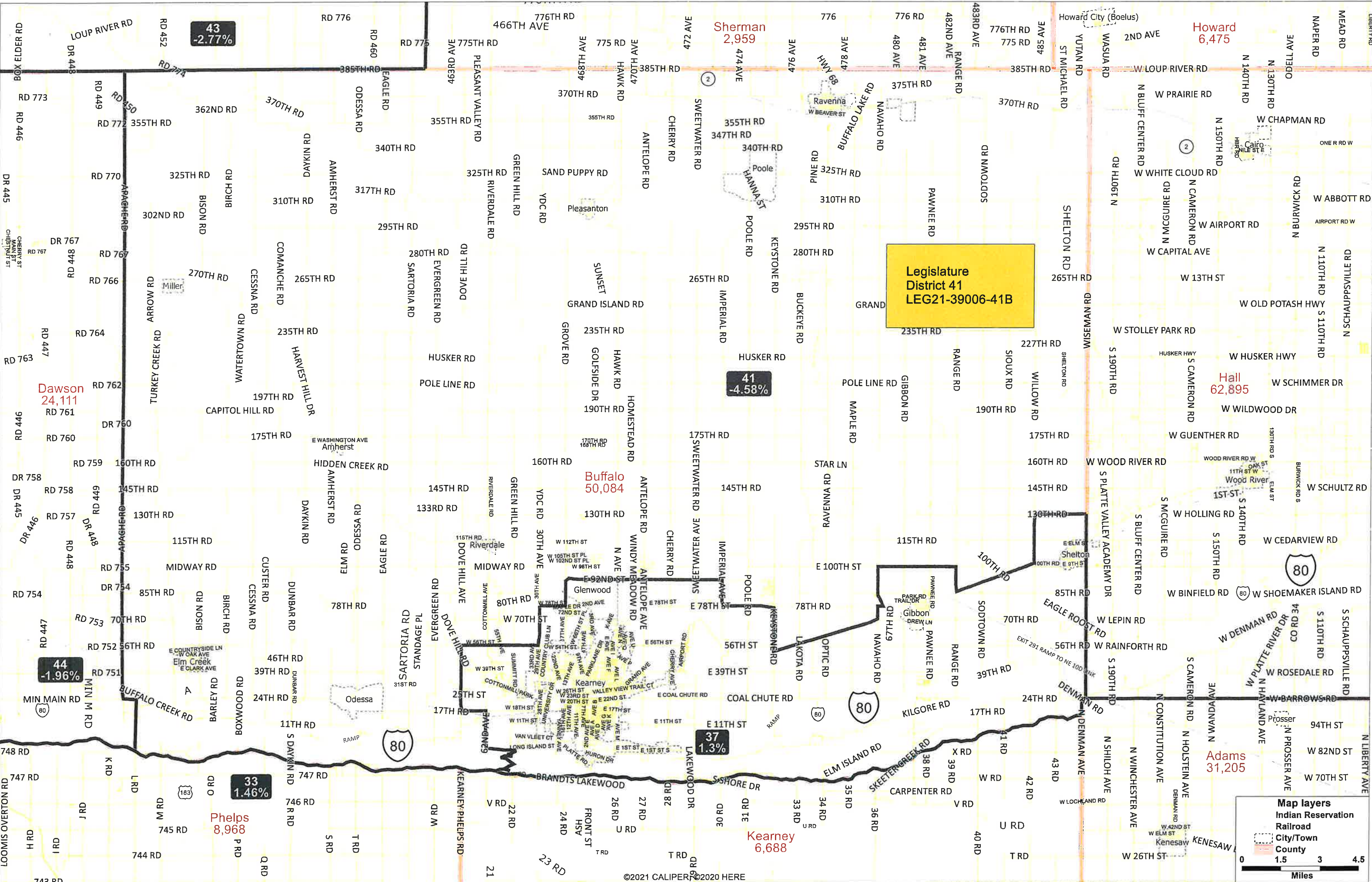
**34**  
-4.5%

**37**  
1.3%

**33**  
1.46%

**38**  
2.77%



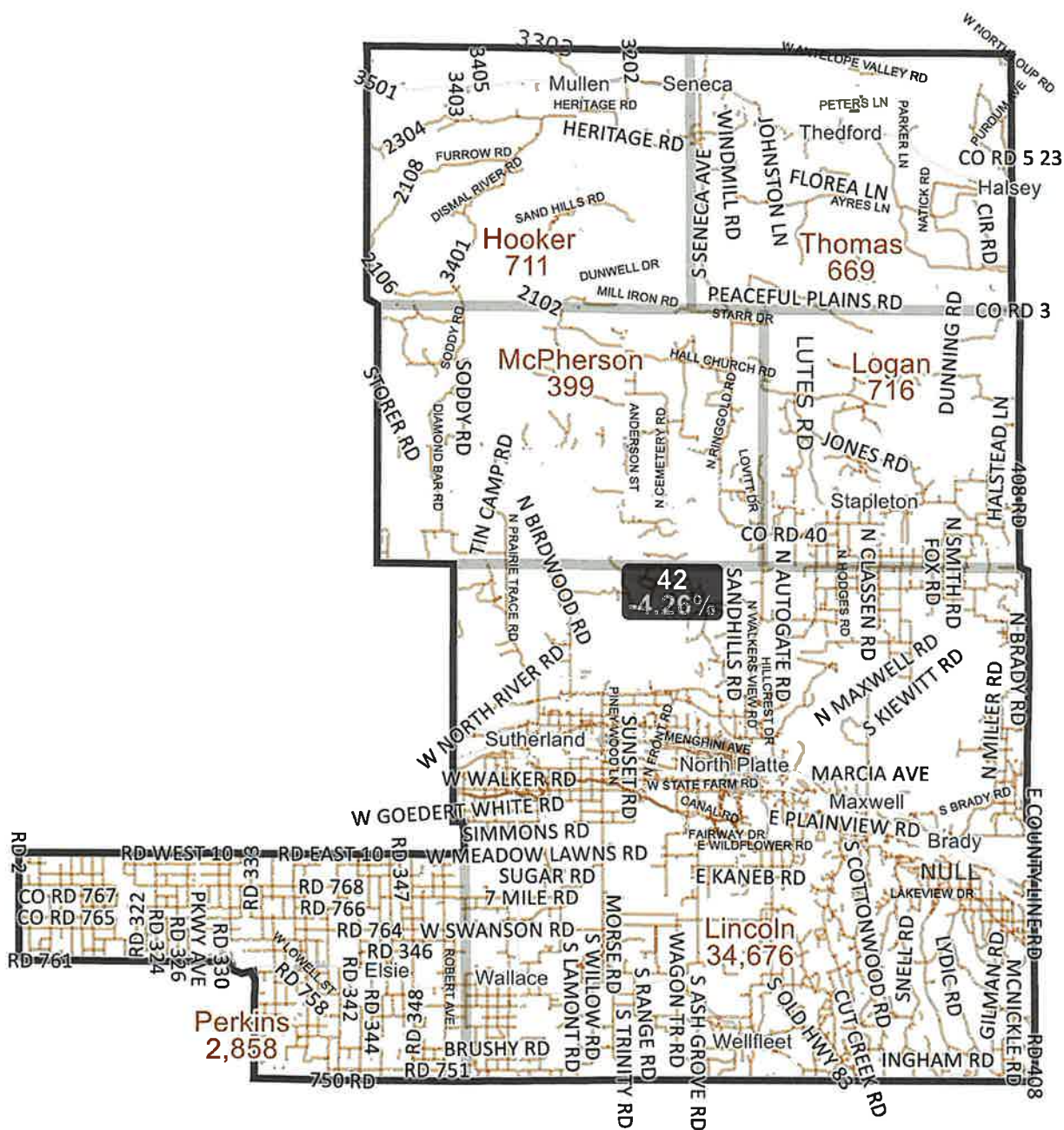


**Map layers**  
Indian Reservation  
Railroad  
City/Town  
County

0 1.5 3 4.5  
Miles

# Nebraska Legislative District 42 - LB3 - Final Reading (2021)

LEG21-39006-42



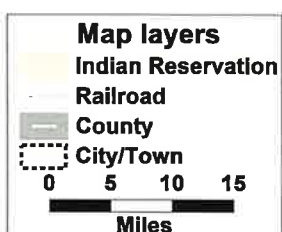
## District 42 Statistics

Field	Value
District	42
Population	38324
Deviation	-1,707
% Deviation	-4.26%
18+_Pop	29380
% 18+_Pop	76.66%
18+_Wht	26562
% 18+_Wht	90.41%
H18+_Pop	1957
% H18+_Pop	6.66%
18+_Blk	287
% 18+_Blk	0.98%
18+_WhtBlk	88
% 18+_WhtBlk	0.3%
18+_Ind	162
% 18+_Ind	0.55%
18+_Asn	245
% 18+_Asn	0.83%
18+_Hwn	12
% 18+_Hwn	0.04%
18+_Oth	704
% 18+_Oth	2.4%

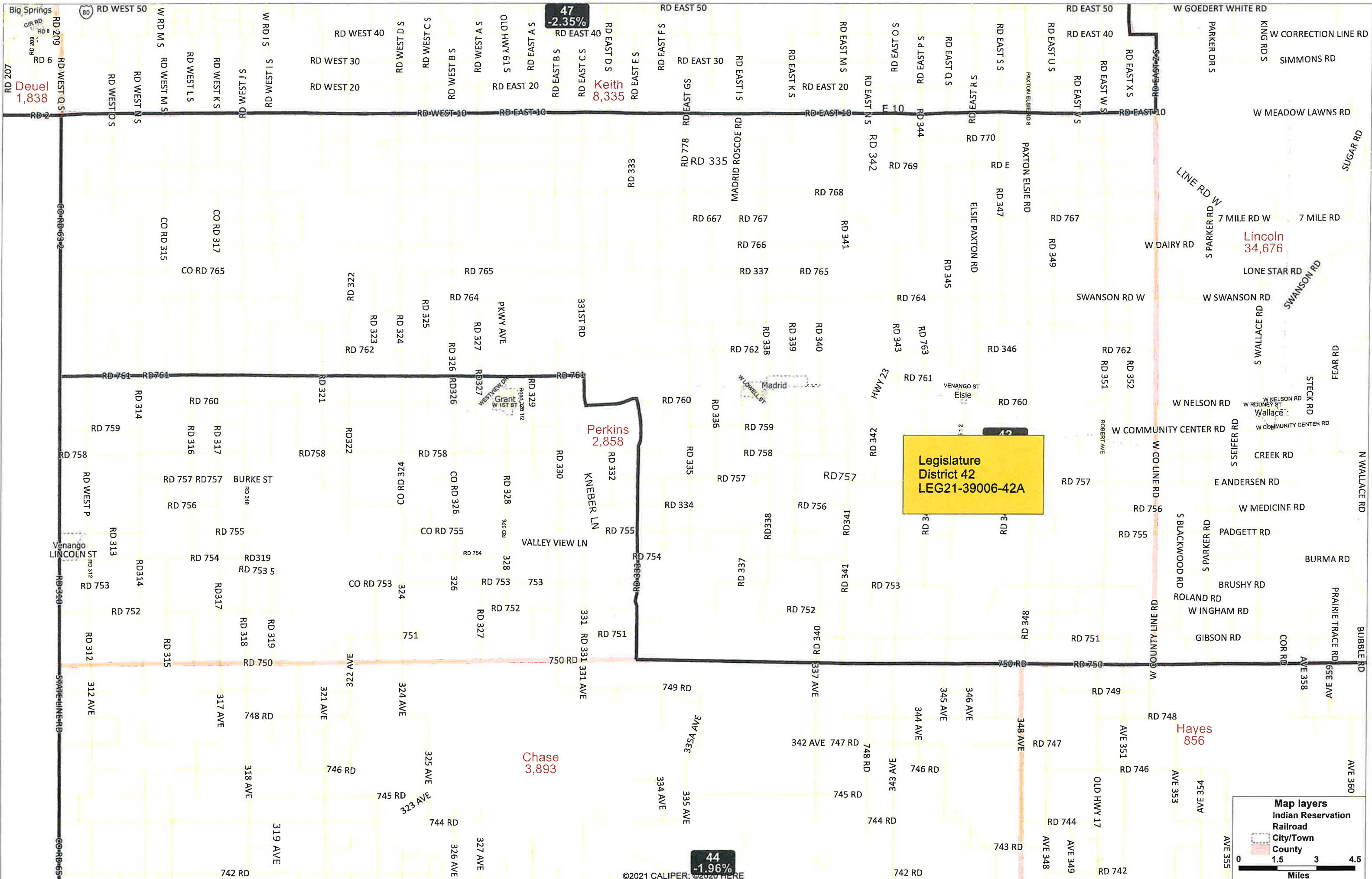
LEG21-39006-42  
U.S. Bureau of the Census  
(Population Data), 2020



Created by - Legislative Research Office  
Source - U.S. Census Bureau  
Date - September 29, 2021



©2021 CALIPER; ©2020 HERE



Big Springs  
RD 209  
RD 6  
RD 207  
Deuel  
1,838

47  
-2.35%

Keith  
8,335

Perkins  
2,858

Chase  
3,893

Lincoln  
34,676

Hayes  
856

Legislature  
District 42  
LEG21-39006-42A

44  
-1.96%

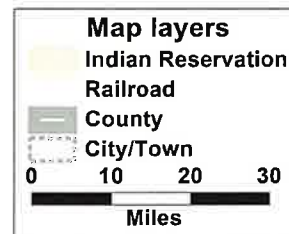
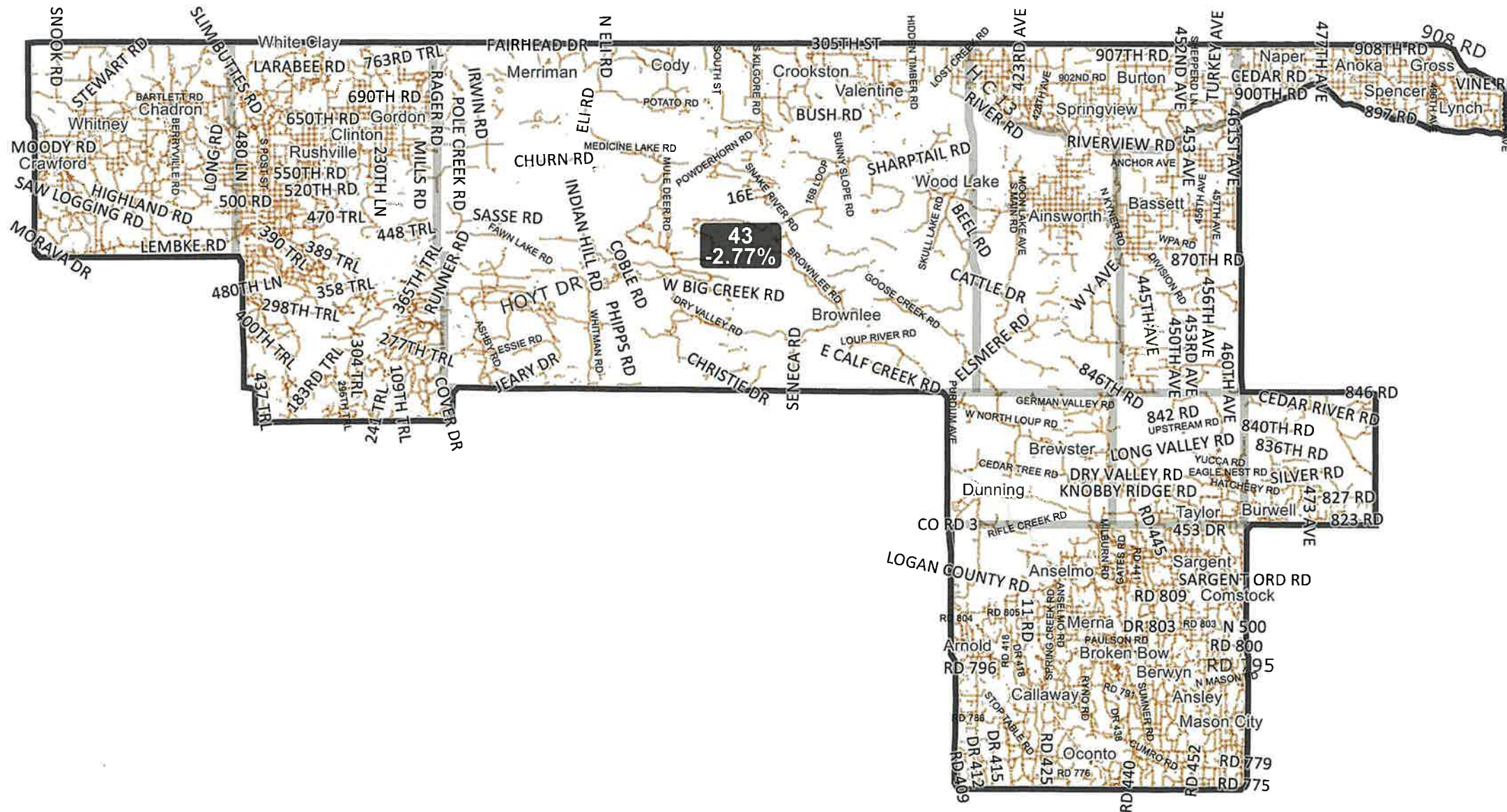
©2021 CALIPER, ©2020 HERE

**Map layers**  
Indian Reservation  
Railroad  
City/Town  
County

0 1.5 3 4.5  
Miles

# Nebraska Legislative District 43 - LB3 - Final Reading (2021)

LEG21-39006-43



©2021 CALIPER; ©2020 HERE

## District 43 Statistics

Field	Value
District	43
Population	38921
Deviation	-1,110
% Deviation	-2.77%
18+_Pop	30476
% 18+_Pop	78.3%
18+_Wht	27940
% 18+_Wht	91.68%
H18+_Pop	860
% H18+_Pop	2.82%
18+_Blk	202
% 18+_Blk	0.66%
18+_WhtBlk	46
% 18+_WhtBlk	0.15%
18+_Ind	820
% 18+_Ind	2.69%
18+_Asn	95
% 18+_Asn	0.31%
18+_Hwn	9
% 18+_Hwn	0.03%
18+_Oth	375
% 18+_Oth	1.23%

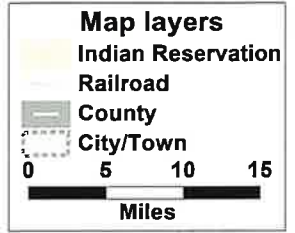
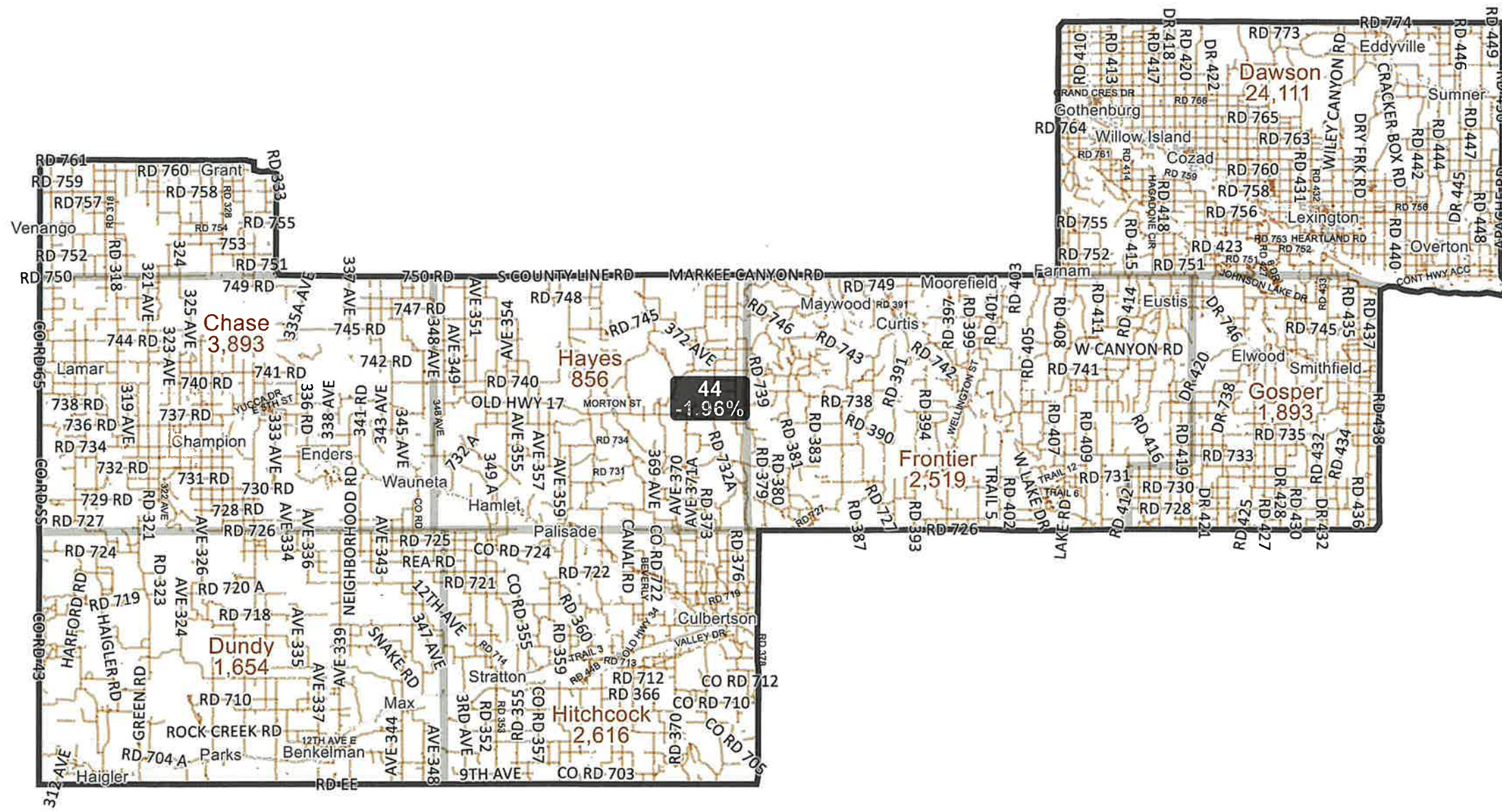
LEG21-39006-43  
U.S. Bureau of the Census (Population Data), 2020



Created by - Legislative Research Office  
Source - U.S. Census Bureau  
Date - September 29 2021

# Nebraska Legislative District 44 - LB3 - Final Reading (2021)

LEG21-39006-44



©2021 CALIPER; ©2020 HERE

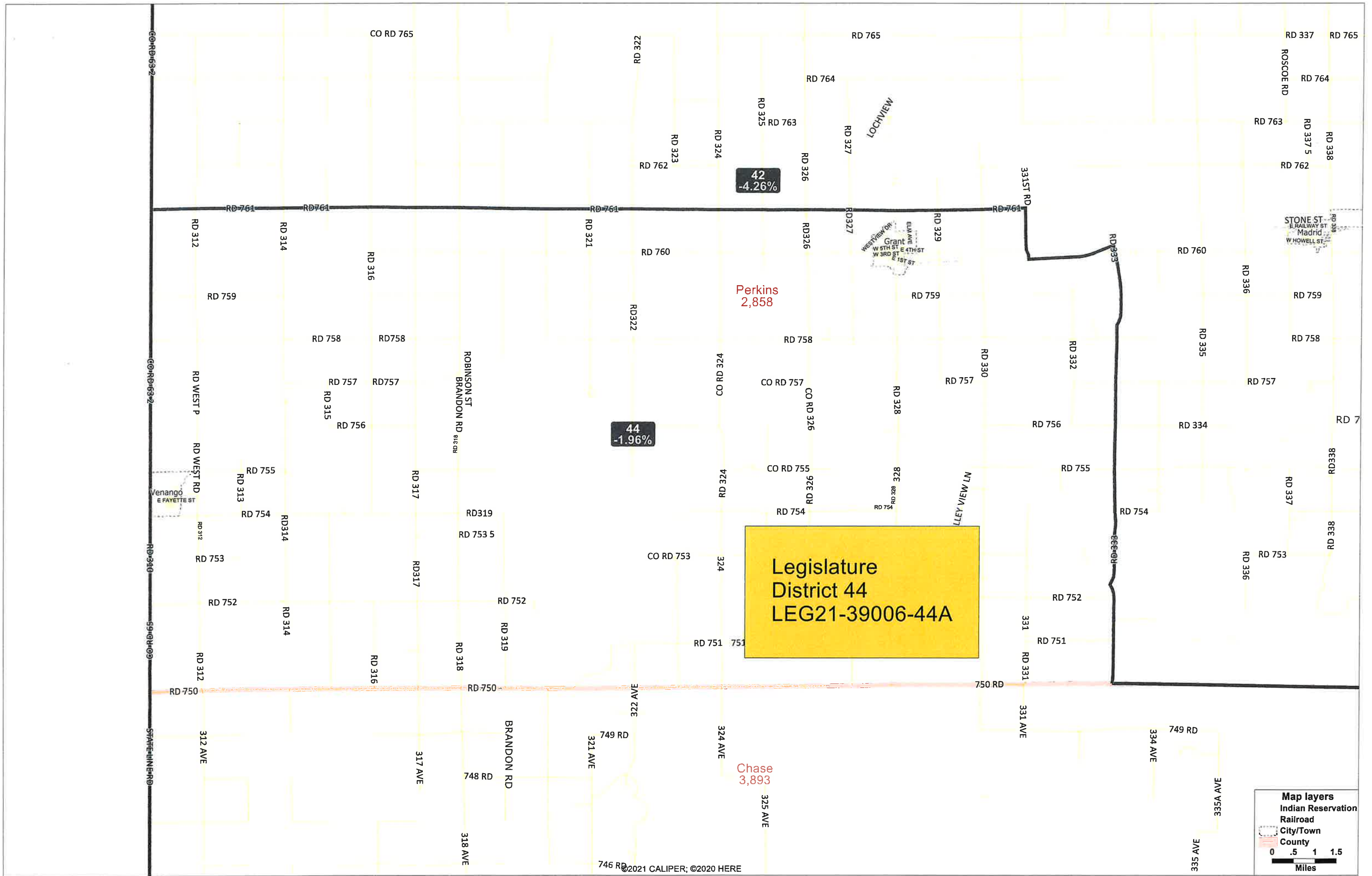
## District 44 Statistics

Field	Value
District	44
Population	39247
Deviation	-784
% Deviation	-1.96%
18+_Pop	29039
% 18+_Pop	73.99%
18+_Wht	22340
% 18+_Wht	76.93%
H18+_Pop	6114
% H18+_Pop	21.05%
18+_Blk	780
% 18+_Blk	2.69%
18+_WhtBlk	38
% 18+_WhtBlk	0.13%
18+_Ind	209
% 18+_Ind	0.72%
18+_Asn	174
% 18+_Asn	0.6%
18+_Hwn	35
% 18+_Hwn	0.12%
18+_Oth	3438
% 18+_Oth	11.84%

LEG21-39006-44  
U.S. Bureau of the Census (Population Data), 2020



Created by - Legislative Research Office  
Source - U.S. Census Bureau  
Date - September 29 2021



42  
-4.26%

Perkins  
2,858

44  
-1.96%

Legislature  
District 44  
LEG21-39006-44A

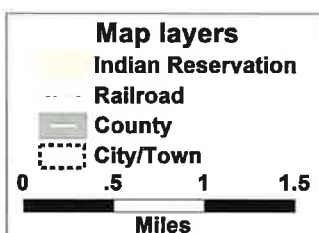
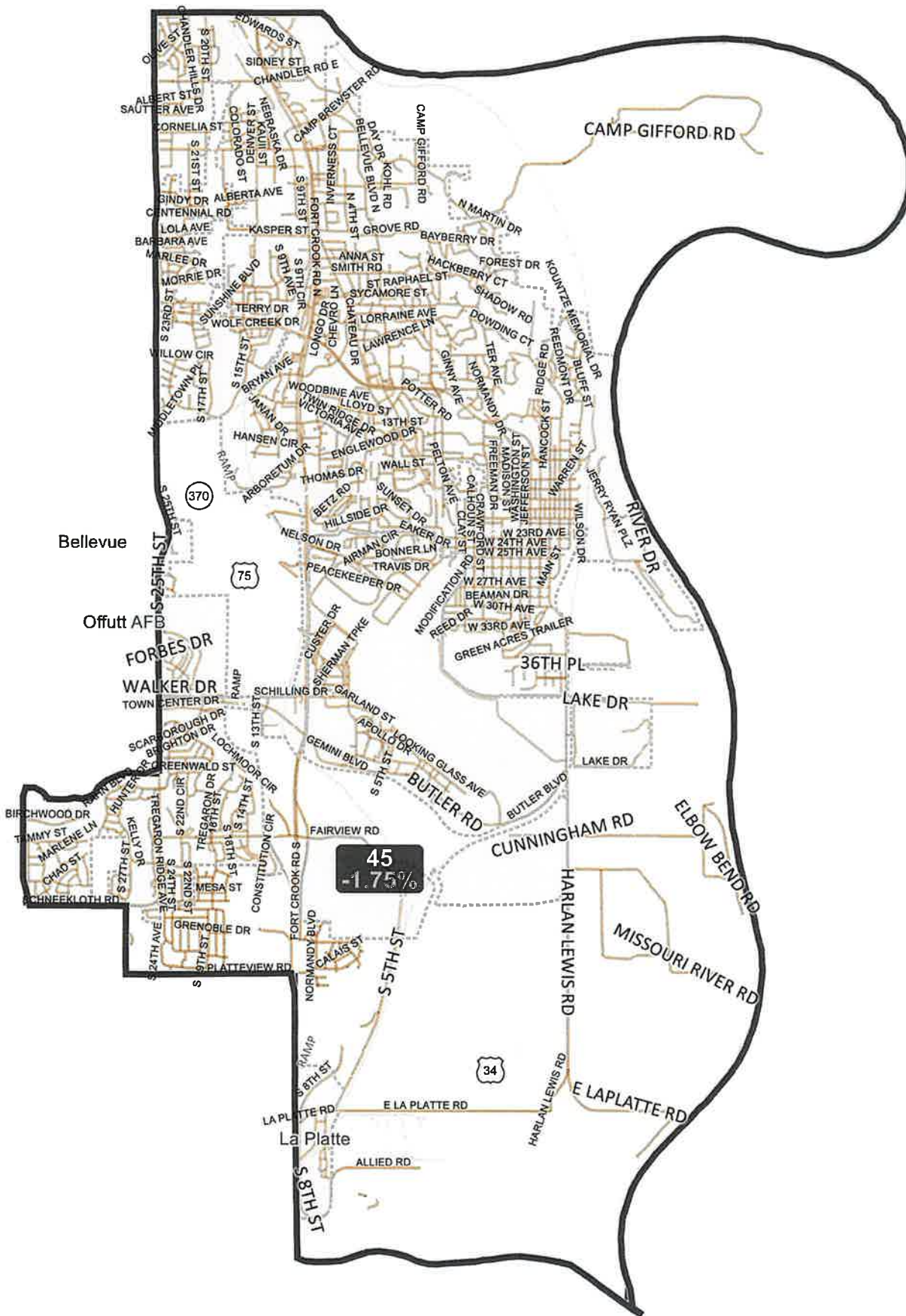
Chase  
3,893

**Map layers**  
Indian Reservation  
Railroad  
City/Town  
County

0 .5 1 1.5  
Miles

# Nebraska Legislative District 45 - LB3 - Final Reading (2021)

LEG21-39006-45



©2021 CALIPER; ©2020 HERE

## District 45 Statistics

Field	Value
District	45
Population	39331
Deviation	-700
% Deviation	-1.75%
18+_Pop	29531
% 18+_Pop	75.08%
18+_Wht	22305
% 18+_Wht	75.53%
H18+_Pop	3584
% H18+_Pop	12.14%
18+_Blk	1810
% 18+_Blk	6.13%
18+_WhtBlk	257
% 18+_WhtBlk	0.87%
18+_Ind	237
% 18+_Ind	0.8%
18+_Asn	937
% 18+_Asn	3.17%
18+_Hwn	68
% 18+_Hwn	0.23%
18+_Oth	1419
% 18+_Oth	4.81%

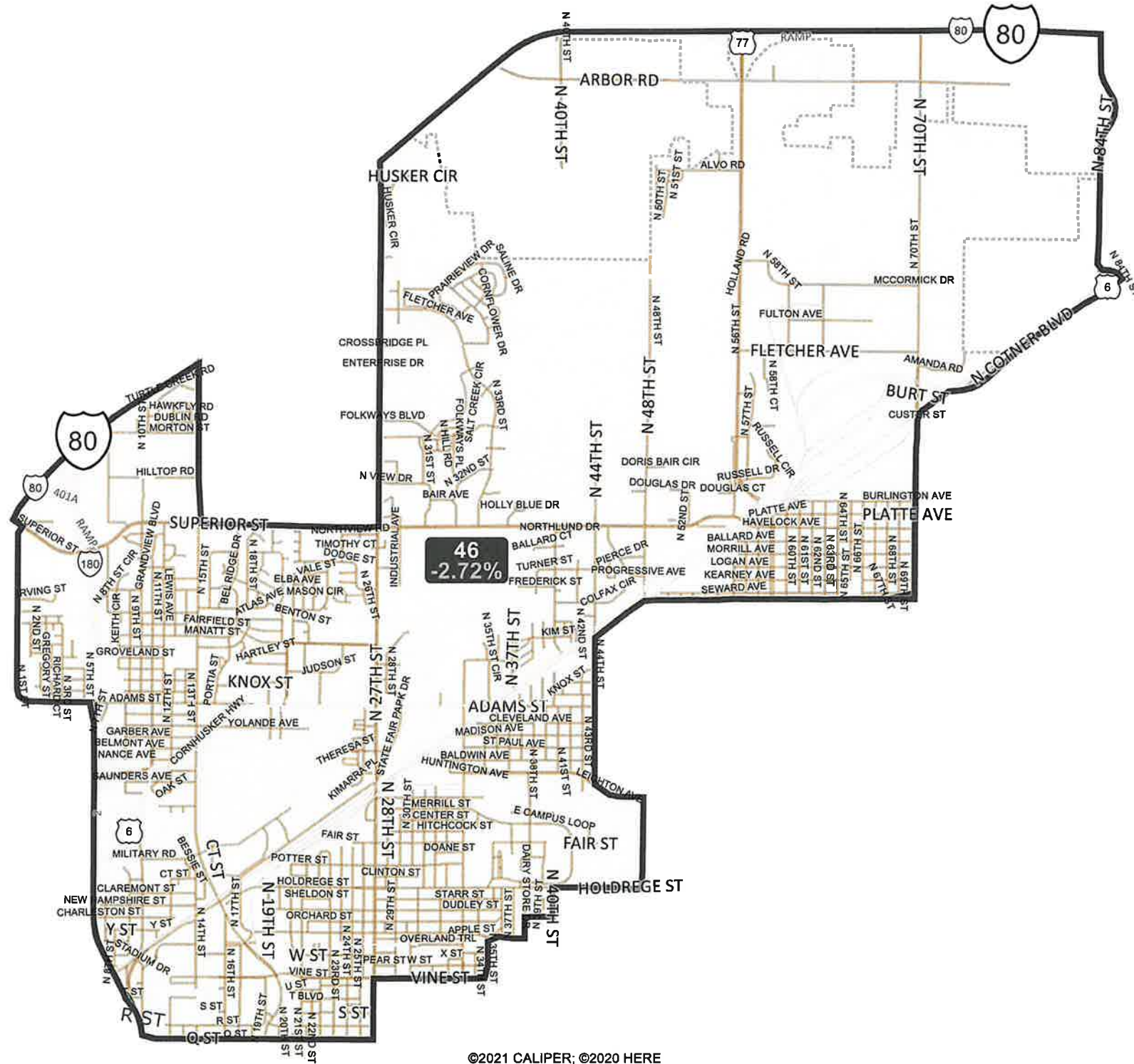
LEG21-39006-45  
U.S. Bureau of the Census  
(Population Data), 2020



Created by - Legislative Research Office  
Source - U.S. Census Bureau  
Date - September 29, 2021

# Nebraska Legislative District 46 - LB3 - Final Reading (2021)

LEG21-39006-46



©2021 CALIPER; ©2020 HERE

## District 46 Statistics

Field	Value
District	46
Population	38941
Deviation	-1,090
% Deviation	-2.72%
18+_Pop	31856
% 18+_Pop	81.81%
18+_Wht	24065
% 18+_Wht	75.54%
H18+_Pop	2994
% H18+_Pop	9.4%
18+_Blk	1901
% 18+_Blk	5.97%
18+_WhtBlk	255
% 18+_WhtBlk	0.8%
18+_Ind	348
% 18+_Ind	1.09%
18+_Asn	2315
% 18+_Asn	7.27%
18+_Hwn	11
% 18+_Hwn	0.03%
18+_Oth	1441
% 18+_Oth	4.52%

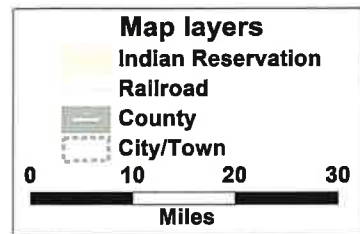
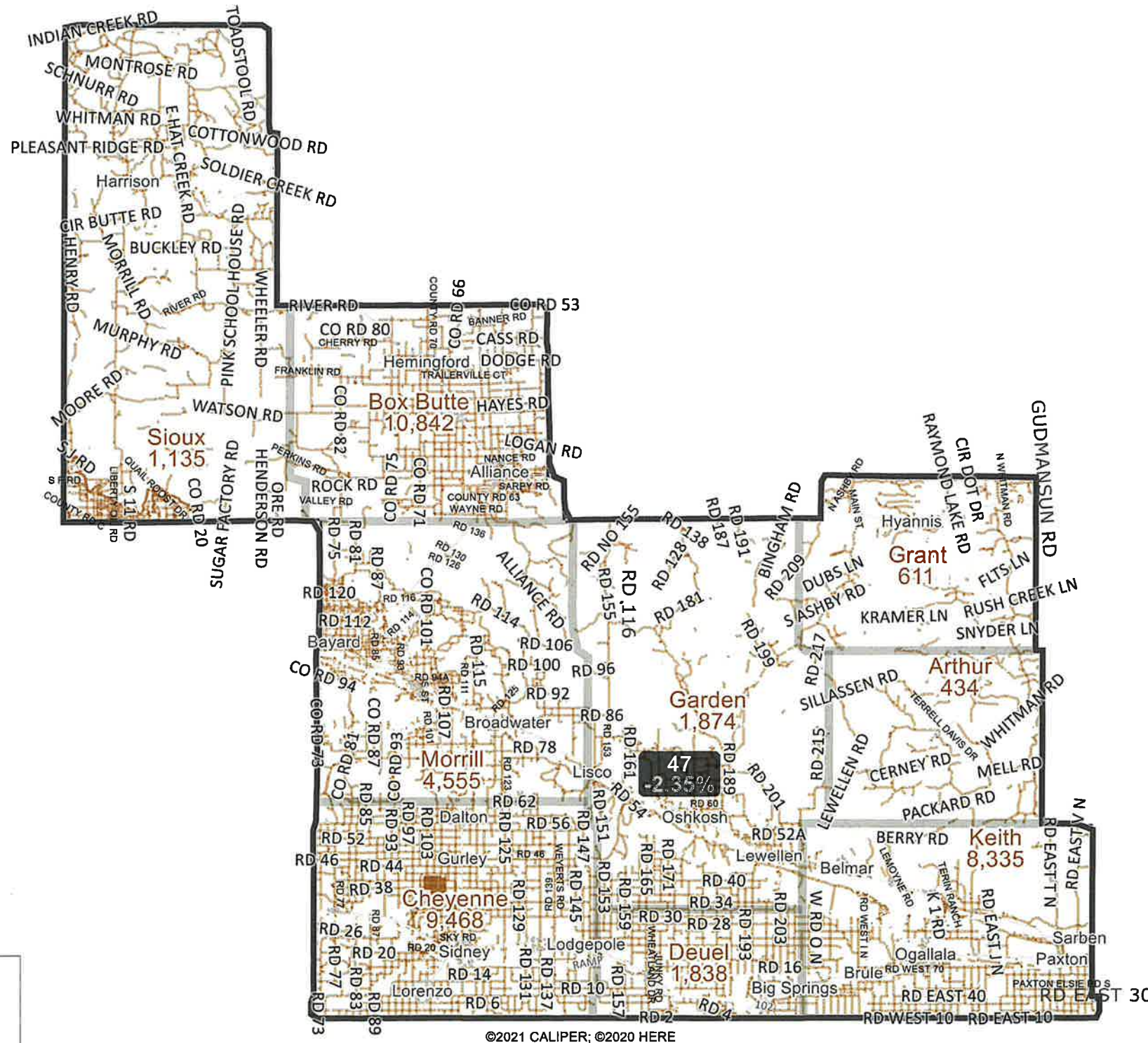
LEG21-39006-46  
U.S. Bureau of the Census (Population Data), 2020



Created by - Legislative Research Office  
Source - U.S. Census Bureau  
Date - September 29 2021

# Nebraska Legislative District 47 - LB3 - Final Reading (2021)

LEG21-39006-47



## District 47 Statistics

Field	Value
District	47
Population	39092
Deviation	-939
% Deviation	-2.35%
18+_Pop	30221
% 18+_Pop	77.31%
18+_Wht	27180
% 18+_Wht	89.94%
H18+_Pop	2273
% H18+_Pop	7.52%
18+_Blk	121
% 18+_Blk	0.4%
18+_WhtBlk	63
% 18+_WhtBlk	0.21%
18+_Ind	371
% 18+_Ind	1.23%
18+_Asn	174
% 18+_Asn	0.58%
18+_Hwn	6
% 18+_Hwn	0.02%
18+_Oth	923
% 18+_Oth	3.05%

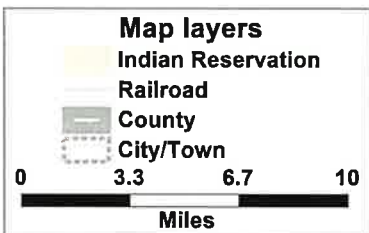
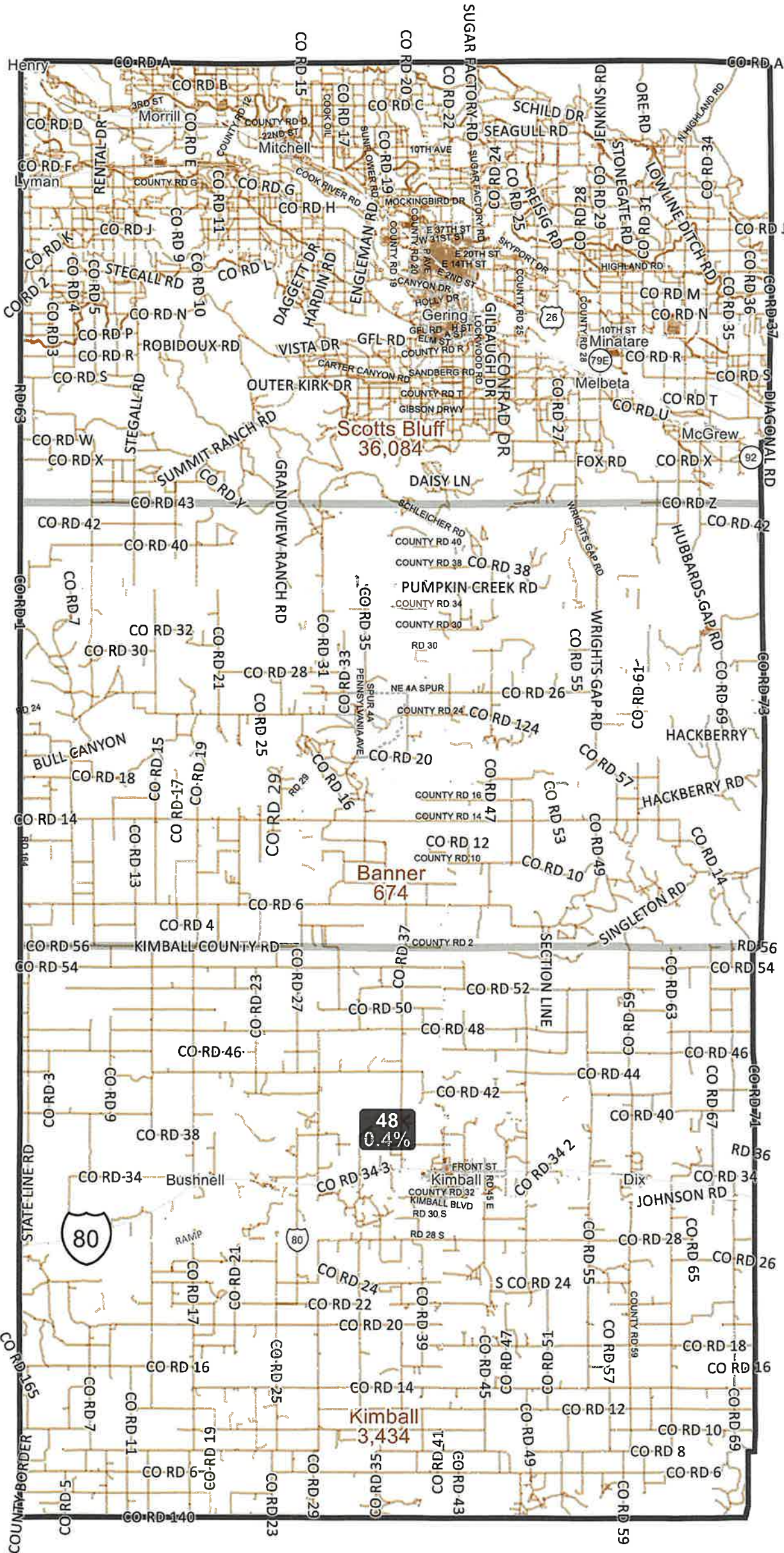
LEG21-39006-47  
U.S. Bureau of the Census (Population Data), 2020



Created by - Legislative Research Office  
Source - U.S. Census Bureau  
Date - September 29 2021

# Nebraska Legislative District 48 - LB3 - Final Reading (2021)

LEG21-39006-48



©2021 CALIPER; ©2020 HERE

## District 48 Statistics

Field	Value
District	48
Population	40192
Deviation	161
% Deviation	0.4%
18+_Pop	30644
% 18+_Pop	76.24%
18+_Wht	25097
% 18+_Wht	81.9%
H18+_Pop	5458
% H18+_Pop	17.81%
18+_Blk	200
% 18+_Blk	0.65%
18+_WhtBlk	70
% 18+_WhtBlk	0.23%
18+_Ind	540
% 18+_Ind	1.76%
18+_Asn	234
% 18+_Asn	0.76%
18+_Hwn	25
% 18+_Hwn	0.08%
18+_Oth	1995
% 18+_Oth	6.51%

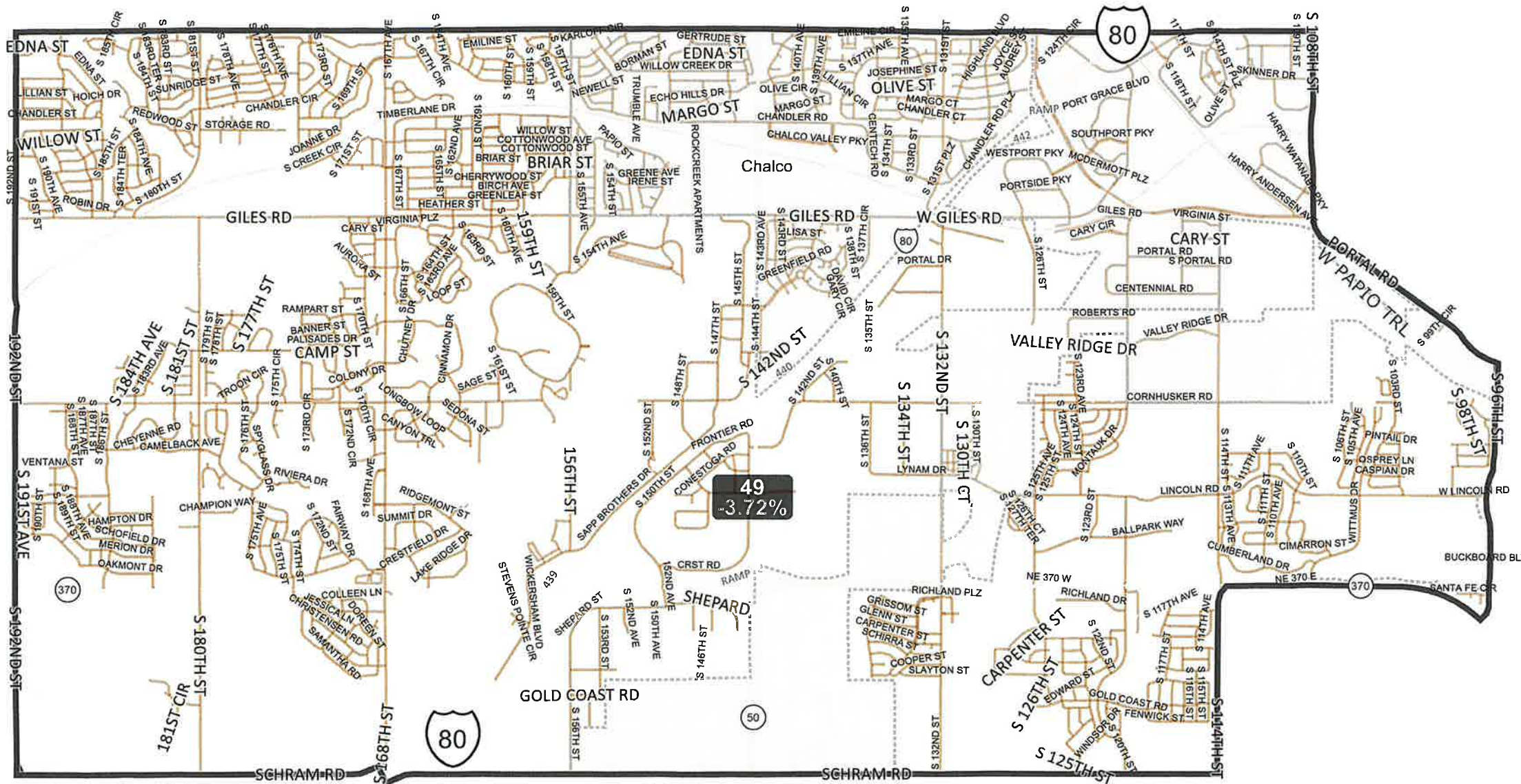
LEG21-39006-48  
U.S. Bureau of the Census  
(Population Data), 2020



Created by - Legislative Research Office  
Source - U.S. Census Bureau  
Date - September 29, 2021

# Nebraska Legislative District 49 - LB3 - Final Reading (2021)

LEG21-39006-49



©2021 CALIPER; ©2020 HERE

## District 49 Statistics

Field	Value
District	49
Population	38542
Deviation	-1,489
% Deviation	-3.72%
18+_Pop	27014
% 18+_Pop	70.09%
18+_Wht	23749
% 18+_Wht	87.91%
H18+_Pop	1408
% H18+_Pop	5.21%
18+_Blk	482
% 18+_Blk	1.78%
18+_WhtBlk	102
% 18+_WhtBlk	0.38%
18+_Ind	84
% 18+_Ind	0.31%
18+_Asn	807
% 18+_Asn	2.99%
18+_Hwn	23
% 18+_Hwn	0.09%
18+_Oth	511
% 18+_Oth	1.89%

LEG21-39006-49  
 U.S. Bureau of the Census (Population Data), 2020



Created by - Legislative Research Office  
 Source - U.S. Census Bureau  
 Date - September 29 2021

## **5054 Student Bullying**

**Definition of Bullying.** Nebraska statute defines bullying as “an ongoing pattern of physical, verbal or electronic abuse.” The Centers for Disease Control and Prevention defines bullying as “any unwanted aggressive behavior(s) by another youth or group of youths who are not siblings or current dating partners that involves an observed or perceived power imbalance and is repeated multiple times or is highly likely to be repeated.” The District’s administrators will consider these definitions when determining whether any specific situation constitutes bullying. These definitions include both in-person and cyberbullying behaviors.

**Bullying Prohibited.** Students are prohibited from engaging in any form of bullying behavior.

**Reporting Bullying.** Students who experience or observe bullying behavior must immediately report what happened to a teacher or administrator. Students may always confer with their parents or guardians about bullying they experience or witness, but the students must also ultimately report the situation to a teacher or administrator.

**Bullying Investigations.** School district staff will investigate allegations of bullying using the same practices and procedures that the district observes for student disciplinary matters. In no circumstance will school district staff be deliberately indifferent to allegations of bullying.

**Disciplinary Consequences.** The disciplinary consequences for bullying behavior will depend on the frequency, duration, severity and effect of the behavior.

A student who engages in bullying behavior on school grounds, in a vehicle owned, leased, or contracted by a school being used for a school purpose by a school employee or his or her designee, or at school-sponsored activities or school-sponsored athletic events may be subject to disciplinary consequences including but not limited to long-term suspension, expulsion, or mandatory reassignment.

Without limiting the foregoing, a student who engages in bullying behavior that materially and substantially interferes with or disrupts the educational environment, the district’s day-to-day operations, or the education process, regardless of where the student is at the time

of engaging in the bullying behavior, may be subject to discipline to the extent permitted by law.

**Bullying Based on Protected Class Status.** Bullying based on protected class status is unique and may require additional investigation. The appropriate district staff member or coordinator will promptly investigate bullying complaints that violate the district's antidiscrimination policies.

**Support for Students Who Have Experienced Bullying.** Regardless of where the bullying occurred, the district will consider whether victims of bullying are suffering an adverse educational impact and, if appropriate, will refer those students to the district's student assistance team.

**Bullying Prevention and Education.** Students and parents are encouraged to inform teachers or administrators orally or in writing about bullying behavior or suspected bullying behavior. School employees are required to inform the administrator of all such reports. The appropriate administrator shall promptly investigate all such reports. Each building shall engage in activities which educate students about bullying, bullying prevention and digital citizenship.

**Policy Review.** The school district shall review this policy annually.

Adopted on: June 14, 2010

Revised on: August 13, 2018, August 10, 2020

Reviewed on: \_\_\_\_\_



**Response To**



**Request for RFP's for a ESCO contract  
for a  
HVAC Project at the High School**

**October 6, 2021**

## Executive Summary

Facility Advocates is pleased to respond to the RFP for an HVAC & Electrical Project at Seward Public Schools. The project that has been identified at the High School and Middle School is exactly what Facility Advocates is structured to do. The individuals that make up the team at Facility Advocates have been implementing similar projects for over 30 years with Nebraska Public School Districts.

### BID FORM

1. Energy Services Company FACILITY ADVOCATES LLC

Signature



Printed Name: David Raymond

Title: Principal Owner

Address: 13505 Stevens Street, Suite C, Omaha, NE 68137

Telephone Number: 402-206-8777

E-mail: draymond@facilityadvocates.com

2. Bid:

#### High School

a. Electrical Project	<b>\$159,750</b>
b. Heat Pump Project	<b>\$432,225</b>
c. Fresh Air Project	<b><u>\$181,650</u></b>
TOTAL	<b>\$773,625</b>

3. Completion Dates. Contractor agrees that its anticipated start date is November 1, 2021 and it will attain Substantial Completion of the work by August 1, 2022 and it will reach Final Completion by September 1, 2022.

4. Claims & Suits: Has your company ever failed to complete any work awarded to it? **NO**  
If yes, explain: \_\_\_\_\_

Has your company filed any law suits or requested arbitration with regard to construction contracts within the last five years? **NO**

If yes, explain: \_\_\_\_\_

## Company History, Team & References

**Facility Advocates:** Office is located at 13504 Stevens Street, Omaha NE 68137

**Web site:** [www.facilityadvocates.com](http://www.facilityadvocates.com)

### Company History:

After spending 30 years in Corporate America, Facility Advocates was launched on January 4, 2021 to focus on the Energy Solutions business with Nebraska Public School Districts. The company history is really being developed on a daily basis but our motto of “**solving problems & saving money**” is something we take to heart.

There are 3 main focuses of this start up that include: ESCO contracts, HVAC & BAS service contracts & facility planning.

ESCO contracts- Partnering with a public entity to implement a variety of Energy Conservation Measures that will solve problems and save money.

Mechanical service contracts- Partnering with public school districts who have an internal need of executing preventative maintenance tasks on the HVAC & BAS equipment within the facilities to maximize operational efficiencies and extend the equipment life.

Facility planning- Partnering with districts to develop both short-term equipment replacement priority lists or In-door Air Quality needs and/or long-term new square footage space needs.

Customer service is at the core of why Facility Advocates was started. To say it’s our top priority is an understatement. It **IS** the main reason why we exist and is the foundation of our culture. We will only compete for contracts if we are in the best position to fulfill them. Without our customers, we won’t exist nor grow. To date, this philosophy has served us well with a dozen customers in our first 9 months.

### Key Members of the Facility Advocate Team for Falls City Public Schools:

Principal Owner – Dave Raymond

Project Developer/Manager – Brent Jackson

Energy Engineer - Larry Cihal, C.E.M. (Nebraska #6610)

Professional Engineer – Joe Schmidt, PE (Nebraska #18473)

K-12 Consultants – Doug Lewis & Dan Bird

Contact Person for the Project is Dave Raymond (cell # 402-206-8777)

## FACILITY ADVOCATES TEAM

### **DAVE RAYMOND**

**PRINCIPAL OWNER  
NEBRASKA ACCOUNT EXECUTIVE**

---

**PROFESSIONAL EXPERIENCE**

2021- Doors open at Facility Advocates with Ownership  
 2007 to 2020: Trane- (ESCO) Energy Services Company /  
 Performance Contracting Sales  
 1996 to 2007: Siemens- K-12 Account Sales  
 1991 to 1996: Honeywell- K-12 Account Sales




### **LARRY CIHAL**

**ENERGY ENGINEER, EIT, CEM- #6610, CDSM**

---

**PROFESSIONAL EXPERIENCE**

2021 to present- Energy Engineer, Facility Advocates  
 2008 to 2020: Energy Engineer, Trane  
 1998 to 2008: Energy Engineer, Siemens  
 1986 to 1998: Energy Management Supervisor, NPPD  
 1973 to 1986: Nebraska Public Power District




### **BRENT JACKSON**

**PROJECT DEVELOPER/MANAGER**

---

**PROFESSIONAL EXPERIENCE**

2021 to present: Project developer/manager at Facility Advocates  
 2007 to 2020: Comprehensive Solutions Project Manager, Trane, Omaha, NE  
 2001 to 2007: Performance Contracting Project Manager, Siemens Building Technology, Omaha, NE  
 1997 to 2001: HVAC Controls Technician, Siemens Building Technology, Omaha, NE  
 1991 to 1997: HVAC Controls Systems Specialist, Control Masters, Omaha, NE  
 1989 to 1991: Maintenance Engineer Foreman, Conagra Campus, Omaha, NE  
 1983 to 1989: Service Systems Specialist, Honeywell Inc., Omaha, NE



## Customer References

The RFP asks for customer references / experience. Facility Advocates has earned several Nebraska Public School Districts as customers. They are:

1. Ainsworth Public Schools – Dale Hafer, Superintendent @ 402-387-2333
2. Auburn Public Schools- David Patton, Superintendent @ 402-274-4830
3. Burwell Public Schools- Darrin Max, Superintendent @ 308-346-4150
4. Dundy County Public Schools- Rick Haney, Superintendent @ 308-423-2738
5. Falls City Public Schools – Tim Heckenlively, Superintendent @ 402-245-2825
6. Loomis Public Schools- Sam Dunn, Superintendent @ 308-876-2111
7. Ogallala Public Schools- Mike Apple, Superintendent @ 308-284-4060
8. Papillion LaVista Public Schools- Brett Richards, Asst. Supt. @ 402-537-9998
9. Raymond Central Public Schools- Derrick Joel, Superintendent @ 402-785-2615
10. S-E-M Public Schools – Kevin Finkey, Superintendent @ 308-752-2925
11. York Public Schools – Mitch Bartholomew, Superintendent @ 402-362-6655

# Energy Conservation Measures

## Scope of Work

### HIGH SCHOOL

1. **Electrical Upgrade Project: *Scope of work***
  - Replace (7) seven existing FPE panel boards with new panels and breakers sized to existing circuits.
  - Replace existing main FPE service panel and distribution panels D1 and D2 with new panels and breakers to match existing circuits.
  
2. **Heat Pump Project: *Scope of work***
  - Replace seventeen (17) water source heat pumps in the 1991 addition with like size equipment.
  - New heat pumps will incorporate a dehumidification cycle using a hot gas reheat system.
  - Humidity sensors will be added to each area served to control dehumidification. Sensors will be connected to the existing building automation system. Humidity setpoints will be adjustable via the BAS.
  - Install ceiling mounted 2X2 hinged filter grills on all return air openings of each heat pump.
  
3. **Fresh Air Project: *Scope of work***
  - Size and install Energy Recovery Ventilators to provide fresh air to the (17) seventeen new heat pumps in the 1991 addition.
  - New ERV's will replace the existing outdoor air and relief air roof mounted hood and damper system.
  - A mechanical engineer licensed in the State of Nebraska will provide stamped mechanical drawings at completion.
  - Provide 1 year warranty on all parts and labor.

---

## Appendix

In this section of the proposal, you will find the requested information that confirms Facility Advocates experience in working with Nebraska Public School Districts on Energy Conservation Measure Projects:

Department of Labor Registration

Certificate of either ESC or NAESCO Membership

Letter of endorsement for either or both NCSA and NASB

Certificate of Insurance

Current Bonding Capacity

Company's Professional Engineer's Certificate

NEBRASKA

Good Life. Great Connections.

DEPARTMENT OF LABOR



Paula Mitchell, Governor

## Contractor Registration Certificate

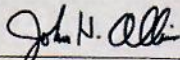
This certificate is non-transferable


**Registration # 17208-21**

Date Expiring: 1/19/2022

Facility Advocates  
13504 Stevens Street, Suite C  
Omaha, NE 68137

Nebraska Department of Labor  
550 South 16th Street  
Lincoln, NE 68508  
402-471-2239

  
Commissioner of Labor


Nebraska

[ABOUT](#)
[MEMBERS](#)
[NEWS](#)
[EVENTS](#)
[RESOURCES](#)

JOIN NOW

ESC Nebraska Chapter

## Welcome to the Nebraska Energy Services Coalition Chapter!

We are dedicated to providing an outreach program that provides information and education on performance contracting to the target audience within our state.



[ABOUT](#)
[MEMBERS](#)
[NEWS](#)
[EVENTS](#)
[RESOURCES](#)

JOIN NOW

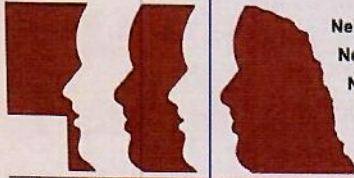
## Chapter Members

[Home](#) > [Members](#) > [Chapter Members](#)

**David Raymond**  
Principal  
Facility Advocates  
13504 Stevens Street  
Suite C  
Omaha, NE 68137

📞 402.206.8777  
✉ [draymond@facilityadvocates.com](mailto:draymond@facilityadvocates.com)  
🌐 [www.facilityadvocates.com](http://www.facilityadvocates.com)

**Company Type:** ESCO  
  
**Active In:** NE  
**Member Chapter:** NE



Nebraska Association of School Administrators (NASA)  
Nebraska Association of School Business Officials (NASBO)  
Nebraska Association of Elementary School Principals (NAESP)  
Nebraska Association of Special Education Supervisors (NASES)  
Nebraska Association of Retired School Administrators (NARSA)  
Nebraska State Association of Secondary School Principals (NSASSP)

## Nebraska Council of School Administrators

455 So. 11th Street, Suite A • Lincoln, Nebraska 68508-2105 • 402.476.8055 or 800.793.6272 • FAX 402.476.7740

**Michael S. Dulaney, J.D., Ph.D.**  
Executive Director  
mike@ncsa.org

**Dan E. Ernst, Ed.D.**  
Associate Executive Director  
dan@ncsa.org

Web Site:  
<http://ncsa.org>

**Mark Adler, Ed.D.**  
Chairperson  
madler@ralstonschools.org

**Ross Ricenbaw**  
Vice Chairperson  
ross.ricenbaw@district145.org

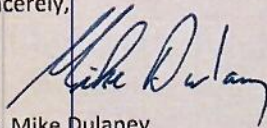
It is a privilege to write a letter of recommendation on behalf of Facility Advocates. The Nebraska educational community has known and done business with Dave Raymond and his team for over 30 years. They focus on the construction needs for improving the learning environment within our schools and have done so with excellence for three decades. I know countless school administrators who speak very highly of this team and all they have done to help schools "solve problems & save money".

Personally, I have known Dave and his team for over 20 years. I have interacted with them at countless local and national conventions and they conduct themselves with the highest professional standards. Over the years they have assisted me on legislation that could either help or hurt Nebraska school districts and they are always willing to support me in the fight to make Nebraska the best state to educate our kids.

While Facility Advocates is a new company to the public schools market, the NCSA have allowed them to have our highest sponsorship level (GOLD) because of their local leadership and the trust we have in them.

Feel free to contact me about my strong support for this company and their team.

Sincerely,



Dr. Mike Dulaney  
NCSA Executive Director

The mission of the Nebraska Council of School Administrators (NCSA) is to be an effective leader for quality education and to enhance the professionalism of its member.



1/6/2021

NASB Event Registration



# Nebraska Association of SchoolBoards

Your order has been sent successfully -- Thank You!

## NASB Affiliate Membership Program

Your registration has been sent successfully -- Thank You!



CLICK HERE TO PRINT A COPY FOR YOUR RECORDS

**Organization:** Facility Advocates  
**Email:** draymond@facilityadvocates.com  
**Street Address:** 13504 Stevens Street  
**Street Address:** Suite C  
**City:** Omaha  
**State:** NE  
**Zip Code:** 68137  
**Category:** Energy Services  
**Level:** Gold Level - \$700  
**File Name:** Facility Advocates Logo w my name.JPG  
**Date:** 1/6/2021  
**Your Name:** Dave Raymond  
**Total:** \$700  
**Bill Me Later:** Yes

Any questions regarding your registration(s) can be addressed by contacting [NASB](#) at (800) 422-4572

---

1311 Stockwell Street, Lincoln, NE 68502, (800) 422 - 4572 or (402) 423 - 49511



## Certificate of Insurance



### III. INSURANCE

The insurance required shall be written for not less than the following, or greater if required by law. Coverings, whether written on an occurrence or claims made basis, shall be maintained without interruption from the date of the commencement of the work until the date of final payment and termination of any coverage required to be maintained after final payment.

1. Workman's Compensation
  - A. State: Statutory
  - B. Employers liability:
    - \$500,000.00 each accident
    - \$500,000.00 disease, policy limit
    - \$500,000.00 disease, each employee
2. General Liability (including premises - operations, independent contractors protective; products and completed operations; broad from property damage):
  - A. Bodily Injury
    - \$1,000,000.00 each occurrence
    - \$2,000,000.00 aggregate
  - B. Property Damage
    - \$1,000,000.00 each occurrence
    - \$2,000,000.00 aggregate
  - C. Products and Completed Operation to be maintained for two years after final payment, and the contractor shall continue to provide evidence of such coverage to the owner on an annual basis during the afore mentioned period.
  - D. Property Damage Liability Insurance shall provide X (explosion) C (collapse) and U (underground) coverage.
  - E. Contractual Liability (hold harmless coverage):
    - 1.) Bodily Injury:
      - \$1,000,000.00 each occurrence
    - 2.) Property Damage:
      - \$1,000,000.00 each occurrence
      - \$2,000,000.00 aggregate
  - F. Personal Injury (with employment exclusion deleted, if applicable)
    - \$2,000,000.00
  - G. If the General Liability Policy includes a general aggregate, such general aggregate shall not be less than \$2,000,000.00. The policy shall be endorsed to have general aggregate apply to this project.
3. Umbrella Excess Liability
  - A. \$2,000,000.00 over primary insurance
  - B. \$10,000.00 retention
4. Automobile Liability (owned, non-owned, hired)
  - A. Bodily injury
    - \$1,000,000.00 each person
    - \$1,000,000.00 each accident
  - B. Property Damage
    - \$1,000,000.00 each occurrence

**Current Bonding Capacity**



Tuesday, March 30, 2021

Facilities Advocates  
13504 Stevens Street, Ste C  
Omaha, NE 68137

Re: Bonding Capacity Letter

To Whom It May Concern:

J. Ryan Bonding is authorized by Granite Re, Inc. to issue fidelity and surety bonds for Facilities Advocates.

They are a valued customer. We may issue bonds for any single contract and aggregate up to the medium seven figures, and larger contracts will also be considered.

Please understand that any arrangements for surety credit is a matter between contractor/applicant and ourselves and we assume no liability to any third parties.

This letter is not to be construed as an agreement to provide surety bonds for any particular job, but is offered as an indication of our confidence in this firm. Any specific requests for bonds will be underwritten by Granite Re, Inc. on their own merits.

If you have any questions, please contact me at 800-535-0006.

Sincerely,

Michael Douglas



## Company's Professional Engineer's Certificate

Nebraska State Board of Engineers and Architect  
P.O. Box 95165; Lincoln, NE 68509  
Phone: (402) 471-2021; Fax: (402) 471-0787  
E-Mail: NBEA.office@nebraska.gov


**Dave Raymond**  
Principal



13504 Stevens Street, Suite C  
Omaha, NE 68137  
(402) 206-8777  
dave@facilityadvocates.com  
www.facilityadvocates.com

*James D. Bokhan*

Member, Nebraska Board of Engineers and Architects



The Nebraska State Capitol-Bertram Grosvenor Goodhue, Architect

**NEBRASKA STATE BOARD OF  
ENGINEERS AND ARCHITECTS**

### CERTIFICATE OF AUTHORIZATION

Organization: **Automated Energy Solutions Inc**  
Authorized to Practice Engineering: **Yes**  
Authorized to Practice Architecture: **No**  
Engineer in Responsible Charge:  
**Joseph Paul Schmidt E-18473**

Effective Date: **12/21/2020**  
Date of Expiration: **12/21/2022**

Certificate Number: **CA4484**  
Payment Date: **12/21/2020**  
Payment Amount: **\$100**  
Receipt # **108509**

\* Please Report any change in status of these persons within 30 days of occurrence.



## Sid Dillon Fleet

Ron Fullerton | 402-540-7578 | ron.fullerton@siddillon.com

# Seward Schools

Vehicle: [Fleet] 2022 Ford Super Duty F-350 SRW (F3B) XL 4WD Reg Cab 8' Box





# Sid Dillon Fleet

Ron Fullerton | 402-540-7578 | ron.fullerton@siddillon.com

## Sid Dillon Fleet

### Dealership Information

Sid Dillon Fleet  
Wahoo, NE.

### Prepared By:

Ron Fullerton  
Sid Dillon Fleet  
402-540-7578  
ron.fullerton@siddillon.com

*Thanks!*  
*Ron Fullerton*

## Price Summary

### PRICE SUMMARY

		MSRP
Base Price	<i>Contract - 3417 - 21 - 2510</i>	\$39,515.00
Total Options		\$2,715.00
Vehicle Subtotal		\$42,230.00
Destination Charge	<i>\$33286<sup>00</sup></i>	\$1,695.00
Grand Total	<i>(250) (200) 365</i>	\$43,925.00

*\$33,201<sup>00</sup>*

*8'6" Western V-Plow - 6,753<sup>00</sup>*

*\$39,954<sup>00</sup>*

This document contains information considered Confidential between GM and its Clients uniquely. The information provided is not intended for public disclosure. Prices, specifications, and availability are subject to change without notice, and do not include certain fees, taxes and charges that may be required by law or vary by manufacturer or region. Performance figures are guidelines only, and actual performance may vary. Photos may not represent actual vehicles or exact configurations. Content based on report preparer's input is subject to the accuracy of the input provided.

Data Version: 14852. Data Updated: Oct 4, 2021 2:18:00 AM PDT.



# Sid Dillon Fleet

Ron Fullerton | 402-540-7578 | ron.fullerton@siddillon.com

Vehicle: [Fleet] 2022 Ford Super Duty F-350 SRW (F3B) XL 4WD Reg Cab 8' Box (  Complete )

## Selected Model and Options

### MODEL

CODE	MODEL
F3B	2022 Ford Super Duty F-350 SRW XL 4WD Reg Cab 8' Box

### COLORS

CODE	DESCRIPTION
Z1	Oxford White

### OPTIONS

CODE	DESCRIPTION
—	Fleet Advertising Credit *CREDIT*
153	Front License Plate Bracket -inc: Standard in states requiring 2 license plates and optional to all others
1S	Medium Earth Gray, Cloth 40/20/40 Split Bench Seat -inc: center armrest, cupholder, storage and driver's side manual lumbar
41P	Transfer Case & Fuel Tank Skid Plates
44G	Transmission: TorqShift 10-Speed Automatic -inc: SelectShift and selectable drive modes: normal, tow/haul, eco, deep sand/snow and slippery (STD)
473	Snow Plow Prep Package -inc: computer selected springs for snowplow application, Note restrictions apply; see supplemental reference or body builders layout book for details, May result in deterioration of ride quality when vehicle is not equipped w/snowplow, Dual battery (86M) recommended w/6.2L or 7.3L gasoline engines; see body builders layout book for details
525	Steering Wheel-Mounted Cruise Control
52B	Trailer Brake Controller -inc: Verified to be compatible w/select electric over hydraulic brakes, smart trailer tow connector
610A	Order Code 610A
64A	Wheels: 17" Argent Painted Steel -inc: painted hub covers/center ornaments (STD)
76R	Reverse Sensing System
90L	Power Equipment Group -inc: Deletes passenger-side lock cylinder, upgraded door trim panel, Accessory Delay, Advanced Security Pack, SecuriLock Passive Anti-Theft System (PATS) and inclination/intrusion sensors, Power Locks, Remote Keyless Entry, Trailer Tow Mirrors w/Power Heated Glass, manual folding, manually telescoping, heated convex spotter mirror and integrated clearance lamps/turn signals, Power Front Seat Windows, 1-touch up/down driver/passenger window, Power Tailgate Lock
942	Daytime Running Lamps (DRL) -inc: The non-controllable 942 Daytime Running Lamps (DRL) replace the standard Daytime Running Lamps (DRL) on/off cluster controllable
996	Engine: 6.2L 2-Valve SOHC EFI NA V8 Flex-Fuel (STD)
TBM	Tires: LT245/75R17E BSW A/T (4) -inc: Spare may not be the same as road tire

This document contains information considered Confidential between GM and its Clients uniquely. The information provided is not intended for public disclosure. Prices, specifications, and availability are subject to change without notice, and do not include certain fees, taxes and charges that may be required by law or vary by manufacturer or region. Performance figures are guidelines only, and actual performance may vary. Photos may not represent actual vehicles or exact configurations. Content based on report preparer's input is subject to the accuracy of the input provided.

Data Version: 14852. Data Updated: Oct 4, 2021 2:18:00 AM PDT.



# Sid Dillon Fleet

Ron Fullerton | 402-540-7578 | ron.fullerton@siddillon.com

Vehicle: [Fleet] 2022 Ford Super Duty F-350 SRW (F3B) XL 4WD Reg Cab 8' Box (✔ Complete)

## OPTIONS

CODE	DESCRIPTION
X3E	Electronic-Locking w/3.73 Axle Ratio
Z1	Oxford White
<b>Options Total</b>	

## Standard Equipment

### Mechanical

- Engine: 6.2L 2-Valve SOHC EFI NA V8 Flex-Fuel (STD)
- Transmission: TorqShift 10-Speed Automatic -inc: SelectShift and selectable drive modes: normal, tow/haul, eco, deep sand/snow and slippery (STD)
- 3.73 Axle Ratio (STD)
- 50-State Emissions System
- Transmission w/Oil Cooler
- Electronic Transfer Case
- Part-Time Four-Wheel Drive
- 72-Amp/Hr 650CCA Maintenance-Free Battery w/Run Down Protection
- 157 Amp Alternator
- Class V Towing Equipment -inc: Hitch and Trailer Sway Control
- Trailer Wiring Harness
- 4030# Maximum Payload
- GVWR: 10,400 lb Payload Package
- HD Shock Absorbers
- Front Anti-Roll Bar
- Firm Suspension
- Hydraulic Power-Assist Steering
- 34 Gal. Fuel Tank
- Single Stainless Steel Exhaust
- Auto Locking Hubs
- Front Suspension w/Coil Springs
- Leaf Rear Suspension w/Leaf Springs
- 4-Wheel Disc Brakes w/4-Wheel ABS, Front And Rear Vented Discs, Brake Assist and Hill Hold Control

This document contains information considered Confidential between GM and its Clients uniquely. The information provided is not intended for public disclosure. Prices, specifications, and availability are subject to change without notice, and do not include certain fees, taxes and charges that may be required by law or vary by manufacturer or region. Performance figures are guidelines only, and actual performance may vary. Photos may not represent actual vehicles or exact configurations. Content based on report preparer's input is subject to the accuracy of the input provided.

Data Version: 14852. Data Updated: Oct 4, 2021 2:18:00 AM PDT.



## Sid Dillon Fleet

Ron Fullerton | 402-540-7578 | ron.fullerton@siddillon.com

Vehicle: [Fleet] 2022 Ford Super Duty F-350 SRW (F3B) XL 4WD Reg Cab 8' Box (✔ Complete)

### Exterior

Wheels: 17" Argent Painted Steel -inc: painted hub covers/center ornaments (STD)  
Tires: LT245/75R17E BSW A/S (4) -inc: Spare may not be the same as road tire (STD)  
Regular Box Style  
Steel Spare Wheel  
Spare Tire Stored Underbody w/Crankdown  
Clearcoat Paint  
Black Front Bumper w/Black Rub Strip/Fascia Accent and 2 Tow Hooks  
Black Rear Step Bumper  
Black Side Windows Trim and Black Front Windshield Trim  
Black Door Handles  
Black Manual Side Mirrors w/Manual Folding  
Manual Extendable Trailer Style Mirrors  
Fixed Rear Window  
Light Tinted Glass  
Variable Intermittent Wipers  
Aluminum Panels  
Black Grille  
Tailgate Rear Cargo Access  
Manual Tailgate/Rear Door Lock  
Autolamp Auto On/Off Aero-Composite Halogen Daytime Running Lights Preference Setting Headlamps w/Delay-Off  
Cargo Lamp w/High Mount Stop Light

### Entertainment

Radio w/Seek-Scan and Clock  
Radio: AM/FM Stereo w/MP3 Player -inc: 4 speakers  
Fixed Antenna  
SYNC Communications & Entertainment System -inc: enhanced voice recognition w/911 Assist, 4.2" LCD center stack screen, AppLink and 1 smart-charging USB-C port

### Interior

4-Way Driver Seat -inc: Manual Recline and Fore/Aft Movement  
4-Way Passenger Seat -inc: Manual Recline and Fore/Aft Movement

This document contains information considered Confidential between GM and its Clients uniquely. The information provided is not intended for public disclosure. Prices, specifications, and availability are subject to change without notice, and do not include certain fees, taxes and charges that may be required by law or vary by manufacturer or region. Performance figures are guidelines only, and actual performance may vary. Photos may not represent actual vehicles or exact configurations. Content based on report preparer's input is subject to the accuracy of the input provided.

Data Version: 14852. Data Updated: Oct 4, 2021 2:18:00 AM PDT.



## Sid Dillon Fleet

Ron Fullerton | 402-540-7578 | ron.fullerton@siddillon.com

Vehicle: [Fleet] 2022 Ford Super Duty F-350 SRW (F3B) XL 4WD Reg Cab 8' Box (  Complete )

### Interior

Manual Tilt/Telescoping Steering Column

Gauges -inc: Speedometer, Odometer, Oil Pressure, Engine Coolant Temp, Tachometer, Transmission Fluid Temp, Engine Hour Meter, Trip Odometer and Trip Computer

FordPass Connect 4G Mobile Hotspot Internet Access

Manual Air Conditioning

Illuminated Locking Glove Box

Interior Trim -inc: Chrome Interior Accents

Full Cloth Headliner

Urethane Gear Shifter Material

HD Vinyl 40/20/40 Split Bench Seat -inc: center armrest, cupholder, storage and driver's side manual lumbar

Day-Night Rearview Mirror

Passenger Visor Vanity Mirror

2 12V DC Power Outlets

Front Map Lights

Fade-To-Off Interior Lighting

Full Vinyl/Rubber Floor Covering

Pickup Cargo Box Lights

Smart Device Remote Engine Start

Instrument Panel Covered Bin and Dashboard Storage

Manual 1st Row Windows

Systems Monitor

Trip Computer

Outside Temp Gauge

Analog Appearance

Seats w/Vinyl Back Material

Manual Adjustable Front Head Restraints

Securilock Anti-Theft Ignition (pats) Engine Immobilizer

Air Filtration

### Safety-Mechanical

AdvanceTrac w/Roll Stability Control Electronic Stability Control (ESC) And Roll Stability Control (RSC)

ABS And Driveline Traction Control

This document contains information considered Confidential between GM and its Clients uniquely. The information provided is not intended for public disclosure. Prices, specifications, and availability are subject to change without notice, and do not include certain fees, taxes and charges that may be required by law or vary by manufacturer or region. Performance figures are guidelines only, and actual performance may vary. Photos may not represent actual vehicles or exact configurations. Content based on report preparer's input is subject to the accuracy of the input provided.

Data Version: 14852. Data Updated: Oct 4, 2021 2:18:00 AM PDT.



## Sid Dillon Fleet

Ron Fullerton | 402-540-7578 | ron.fullerton@siddillon.com

Vehicle: [Fleet] 2022 Ford Super Duty F-350 SRW (F3B) XL 4WD Reg Cab 8' Box (  Complete )

### Safety-Exterior

Side Impact Beams

### Safety-Interior

Dual Stage Driver And Passenger Seat-Mounted Side Airbags

Tire Specific Low Tire Pressure Warning

Dual Stage Driver And Passenger Front Airbags w/Passenger Off Switch

Safety Canopy System Curtain 1st Row Airbags

Mykey System -inc: Top Speed Limiter, Audio Volume Limiter, Early Low Fuel Warning, Programmable Sound Chimes and Beltminder w/Audio Mute

Outboard Front Lap And Shoulder Safety Belts -inc: Height Adjusters

Back-Up Camera

### WARRANTY

Basic Years: 3

Basic Miles/km: 36,000

Drivetrain Years: 5

Drivetrain Miles/km: 60,000

Corrosion Years: 5

Corrosion Miles/km: Unlimited

Roadside Assistance Years: 5

Roadside Assistance Miles/km: 60,000

This document contains information considered Confidential between GM and its Clients uniquely. The information provided is not intended for public disclosure. Prices, specifications, and availability are subject to change without notice, and do not include certain fees, taxes and charges that may be required by law or vary by manufacturer or region. Performance figures are guidelines only, and actual performance may vary. Photos may not represent actual vehicles or exact configurations. Content based on report preparer's input is subject to the accuracy of the input provided.

Data Version: 14852. Data Updated: Oct 4, 2021 2:18:00 AM PDT.

## Board of Education Study Session

School District of Seward

410 South Street

Seward, NE 68434

Monday, September 13, 2021 5:30 PM

Attendance Taken at 5:31 PM.

Paul Duer:	Present
Jill Hochstein:	Present
Jana Hughes:	Present
Ryne Seaman:	Present
Danielle Shipley:	Absent
Shawn Svoboda:	Present

### 1. Preliminary Procedures

1.1. Call meeting to order & announce Open Meetings Act is Posted

1.2. Public Notice as publicized per board policy

The public notice was publicized in the Seward County Independent and posted at city hall, library and courthouse. The public notice was dated September 8, 2021.

1.3. Roll Call

1.3.1. Action to excuse board members if necessary

Motion to excuse Danielle Shipley from tonight's Passed with a motion by Paul Duer and a second by Jill Hochstein.

Paul Duer: Yea, Jill Hochstein: Yea, Jana Hughes: Yea, Ryne Seaman: Yea, Shawn Svoboda: Yea

### 2. Possible Discussion Items

2.1. Update on Summer Projects

Dr. Fields discussed the summer projects. The fire alarm system is almost complete and the fire Marshall will do his final inspection soon. The elementary playground is being installed at this time. The high school east parking lot lights are not working at this time due to a broken line, and we will start the project soon. We received the roofing inspection today so we will discuss that at a later date.

## 2.2. Kratos Performance and Fitness Report

Ryan discussed the Kratos program that was used over the summer in the weight room.

## 2.3. ESSERS III Application/Budget

Dr. Dominy and Dr. Fields discussed our ESSERS III application that was submitted September 10, 2021.

## 2.4. Grading and Assessment

Dr. Dominy discussed updates on assessments and our next steps in our strategic plan on Feedback and Assessment.

## 3. Adjournment

President Seaman adjourned the meeting at 6:30 p.m.

Prepared by:

Paul Duer

Heidi Covert

Secretary

## **Budget Hearing**

School District of Seward

410 South Street

Seward, NE 68434

Monday, September 13, 2021 6:30 PM

Attendance Taken at 6:30 PM.

Paul Duer:	Present
Jill Hochstein:	Present
Jana Hughes:	Present
Ryne Seaman:	Present
Danielle Shipley:	Absent
Shawn Svoboda:	Present

### 1. Preliminary Procedures

1.1. Call meeting to order and announce Open Meetings Act is posted.

1.2. Public Notice as publicized per Board Policy

The public notice was publicized in the Seward County Independent and posted at city hall, library and courthouse. The public notice was dated September 8, 2021.

### 2. Roll Call

2.1. Action to excuse board members if necessary

Motion to excuse Danielle Shipley from tonight's meeting Passed with a motion by Jana Hughes and a second by Paul Duer.

Paul Duer: Yea, Jill Hochstein: Yea, Jana Hughes: Yea, Ryne Seaman: Yea, Shawn Svoboda: Yea

3. Community Input and Discussion regarding support, opposition, criticism, suggestions or observations of taxpayers relating to the proposed 2021-2022 budget of all funds and to consider amendments relative thereto

There was none.

#### 4. Adjournment

President Seaman adjourned the meeting at 6:33 p.m.

Prepared by:

Paul Duer

Heidi Covert

Secretary

**Tax Request Hearing- will follow Budget Hearing**

School District of Seward

410 South Street

Seward, NE 68434

Monday, September 13, 2021 6:30 PM

Attendance Taken at 6:33 PM.

Paul Duer:	Present
Jill Hochstein:	Present
Jana Hughes:	Present
Ryne Seaman:	Present
Danielle Shipley:	Absent
Shawn Svoboda:	Present

1. Preliminary Procedures

1.1. Call the Meeting to Order and announce Open Meetings Act is Posted

1.2. Public Notice as publicized per board policy

The public notice was publicized in the Seward County Independent and posted at city hall, library and courthouse. The public notice was dated September 8, 2021.

2. Roll Call

2.1. Action to excuse board members if necessary

Motion to excuse Danielle Shipley from tonight's meeting Passed with a motion by Paul Duer and a second by Shawn Svoboda.

Paul Duer: Yea, Jill Hochstein: Yea, Jana Hughes: Yea, Ryne Seaman: Yea, Shawn Svoboda: Yea

3. Community Input and Discussion regarding support, opposition, criticism, suggestions or observations of taxpayers relating to the proposed property tax requests for the 2021-2022 school

fiscal year (General Fund, Bond Fund, Special Building Fund and Qualified Capital Purpose Undertaking Fund)

There was none.

#### 4. Adjournment

President Seaman adjourned the meeting at 6:35 p.m.

Prepared by:

Heidi Covert

Paul Duer

Secretary

## **Board of Education Regular Meeting**

School District of Seward

410 South Street

Seward, NE 68434

Monday, September 13, 2021 7:00 PM

### Attendance Taken at 7:00 PM.

Paul Duer:	Present
Jill Hochstein:	Present
Jana Hughes:	Present
Ryne Seaman:	Present
Danielle Shipley:	Absent
Shawn Svoboda:	Present

### 1. Preliminary Procedures

1.1. Call meeting to order & announce Open Meetings Act is Posted

1.2. Public Notice as publicized per board policy

The public notice was publicized in the Seward County Independent and posted at city hall, library and courthouse. The public notice was dated September 8, 2021.

1.3. Roll Call

1.3.1. Action to excuse board members if necessary

Motion to excuse Danielle Shipley from tonight's meeting Passed with a motion by Jill Hochstein and a second by Paul Duer.

Paul Duer: Yea, Jill Hochstein: Yea, Jana Hughes: Yea, Ryne Seaman: Yea, Shawn Svoboda: Yea

1.4. Pledge of Allegiance

**1.5. 1.5 Mission** The school district of Seward--where every student, every day is a success--affirms that all students will have the skills to become productive and contributing members of a global community. In cooperation with family and community members, the district is committed to the development of each student academically, emotionally, socially, and physically.

#### 1.6. Approval of Agenda

Motion to approve the agenda as presented Passed with a motion by Paul Duer and a second by Jill Hochstein.

Paul Duer: Yea, Jill Hochstein: Yea, Jana Hughes: Yea, Ryne Seaman: Yea, Shawn Svoboda: Yea

2. Public Forum: (The Board President reserves the right to place time limits on individuals and topics.)

2.1. Public Forum on Agenda Items: This is your opportunity to speak to items on the agenda. If you are not a part of the presentation of the agenda item you need to speak now. Thank you for your participation.

Raegan Hain spoke about vaccinations.

2.2. Public Forum on Any Topic: This is your opportunity to speak to any topic concerning the school district. Since it is not an agenda item the board cannot discuss or take action at this time on the matter. Future discussion can be requested as an agenda item. Thank you for your participation.

There was none.

#### 3. Reports

##### 3.1. Administrator Reports

Written reports were received from the administrators.

##### 3.2. Student Board Report

Alivia Hartman presented her report to the board.

##### 3.3. Superintendent's Report

The York Regional Meeting is on September 15, 2021 at 4:30. At the state board meeting it was passed to shelve the health state standards. The board was selected to present at the State School Board meeting in November. Dr. Fields discussed not being a member of NRCSA, the upcoming ESU meeting with attorneys about open meeting laws, staffing shortages in food service and transportation, legislative redistricting battle. Superintendents have messaged NDE and asked them to slow down and not move forward so fast on important matters. We have had a great start to the school year.

### 3.4. Enrollment Report

Dr. Fields discussed enrollment and stated our numbers are down a bit from last year.

## 4. Discussion Items

### 4.1. COVID Update

Dr. Fields discussed our dash board which is updated every morning, staff absences, our communicable disease policy and is exploring portable air purifiers.

## 5. Old Business

## 6. New Business

### 6.1. HVAC RFP

Motion to enter into a Contract with a Qualified Energy Services Company (ESCO) and will follow the Request for Proposal (RFP) process per Federal requirements for ESSER III funding. Passed with a motion by Jill Hochstein and a second by Jana Hughes.

Paul Duer: Yea, Jill Hochstein: Yea, Jana Hughes: Yea, Ryne Seaman: Yea, Shawn Svoboda: Yea

### 6.2. Seward Public Schools 2021-2022 Budget of all Funds

Motion to approve all budgets for the 2021-2022 school year as advertised Passed with a motion by Shawn Svoboda and a second by Jana Hughes.

Paul Duer: Yea, Jill Hochstein: Yea, Jana Hughes: Yea, Ryne Seaman: Yea, Shawn Svoboda: Yea

### 6.3. Seward Public Schools Tax Request Resolution for the 2021-2022 School Year

Motion to approve the tax rate as advertised for all funds for the 2021-2022 school year for Seward Public Schools. Passed with a motion by Jana Hughes and a second by Paul Duer.

Paul Duer: Yea, Jill Hochstein: Yea, Jana Hughes: Yea, Ryne Seaman: Yea, Shawn Svoboda: Yea

## 7. Future Agenda Items

Negotiations

Roof Projects

Assessments

## 8. Consent Agenda

### 8.1. Approval of Minutes

### 8.2. Approval of Financial Reports

8.2.1. Treasurer

8.2.2. Budget

8.2.3. Activities

8.2.4. Athletic

8.3. Approval of Claims

8.3.1. General Fund - \$238,489.95

8.3.2. Gifts & Donations Fund - \$10,806.61

8.4. Approval of Consent Agenda

Motion to approve the consent agenda as presented Passed with a motion by Paul Duer and a second by Jill Hochstein.

Paul Duer: Yea, Jill Hochstein: Yea, Jana Hughes: Yea, Ryne Seaman: Yea, Shawn Svoboda: Yea

8.5. Out of State Travel

9. Adjournment

Motion to adjourn the meeting at 8:07 PM with the next study session and regular board meeting scheduled for Monday, October 11 at 5:30 and 7:00 PM Passed with a motion by Paul Duer and a second by Jana Hughes.

Paul Duer: Yea, Jill Hochstein: Yea, Jana Hughes: Yea, Ryne Seaman: Yea, Shawn Svoboda: Yea

Prepared by:

Heidi Covert

Paul Duer

Secretary

**SCHOOL DISTRICT OF SEWARD  
TREASURER'S REPORT  
FOR THE MONTH  
ENDED SEPTEMBER 30, 2021**

**GENERAL FUND (ACCOUNT NUMBER 100-172)**

Bank Balance		1,916,839.43
Bob Dahms--Local Taxes	3,635,562.61	
Karey Adamy--Local Taxes	137,200.18	
Seward Hot Lunch--Reimbursement	65,501.73	
Old Glory Foundation--Rental	620.00	
St Johns--reimburse Title	26.00	
Fehlhafer--Sale of Junk	40.00	
ESU 6--Conference Reimbursement	515.00	
State of Nebraska--Medicaid	1,940.10	
State of Nebraska--Title I GMS 6200	61,793.00	
State of Nebraska--Title IIA GMS 6310	7,802.00	
Jones Bank - Interest	227.74	
		<u>3,911,228.36</u>
Disbursements for the Month -----		5,828,067.79
Bank Balance-----		1,689,977.81
Less Outstanding Checks -----		4,138,089.98
Available Balance -----		<u>410,961.90</u>
		<u>3,727,128.08</u>

**GENERAL RESERVE FUND (ACCOUNT NUMBER 461-170)**

Beginning Balance -----		1,080,801.94
Transfer to General Fund for Cash Flow Purposes -----		0.00
Interest -----		137.69
Bank Balance -----		<u>1,080,939.63</u>
CD #70001479 JNB--Interest Rate: .05%--Maturity Date 10/28/2021	1,500,000.00	
CD #70001363 JNB--Interest Rate: .05%--Maturity Date 12/28/2021	<u>1,000,771.44</u>	
	2,500,771.44	
<b>TOTAL IN GENERAL RESERVE FUND</b>	<b><u>3,581,711.07</u></b>	

**DEPRECIATION FUND (ACCOUNT NUMBER 154--006)**

Beginning Account Balance -----		95,132.38
Deposits: SPS-----		150,000.00
Disbursements: -----		0.00
Interest-----		14.10
Bank Balance -----		<u>245,146.48</u>



**SCHOOL DISTRICT OF SEWARD  
TREASURER'S REPORT  
FOR THE MONTH  
ENDED SEPTEMBER 30, 2021**

**BOARD REVOLVING FUND (ACCOUNT NUMBER 159-913)**

Beginning Balance -----	17,218.62
Deposits: SPS -----	0.00
Interest -----	1.02
Disbursements -----	<u>125.00</u>
Bank Balance -----	<u>17,094.64</u>

**HOT LUNCH FUND (ACCOUNT # 10 353 5)**

Beginning Balance -----	266,321.35
Interest -----	15.39
State of NE Payments -----	21,406.67
Other Receipts -----	10,265.35
Disbursements -----	<u>65,631.63</u>
Bank Balance -----	232,377.13
Amount Due District -----	<u>95,864.12</u>
Available Balance -----	<u>136,513.01</u>

**STUDENT FEE FUND (ACCOUNT #668-157)**

Beginning Balance -----	1,291.26
Receipts: Seward High School Activity Fund -----	0.00
Interest -----	0.00
Disbursements -----	<u>0.00</u>
Bank Balance -----	<u>1,291.26</u>

**BOND FUND (ACCOUNT #60000586)**

Beginning Balance -----	1,195,117.24
Bob Dahms - Taxes -----	379,477.18
Karey Adamy - Taxes -----	14,435.79
Deposit--Joens Bank -----	0.00
Interest -----	87.34
Disbursements -----	<u>0.00</u>
Bank Balance -----	<u>1,589,117.55</u>

CD#70001325--JNB RATE OF .08% DATE DUE 11/29/2021 -----	<u>350,000.00</u>
---	-------------------

**TOTAL IN BOND FUND ACCOUNT**

**1,939,117.55**

**Heidi Covert, Treasurer**

**BUDGET PRINTOUT  
RECAPITULATION  
SEPTEMBER 30, 2021**

**RECEIPTS PORTION OF THE 2021-2022 BUDGET**

	AMOUNT BUDGETED	AMOUNT RECEIVED	AMOUNT REMAINING	% RECEIVED TO DATE
RECEIPTS	21,620,000.00	3,845,864.32	17,774,135.68	17.79%
HOT LUNCH		<u>65,501.73</u>		
TOTAL RECEIPTS		3,911,366.05	17,708,633.95	

**EXPENDITURES PORTION OF THE 2021-2022 BUDGET**

CATEGORY	BUDGET	SPENT	REMAINING	% EXPENDED
REG INSTRUCTION	9,800,000.00	690,254.43	9,109,745.57	7.04%
SPECIAL ED	3,200,000.00	164,773.15	3,035,226.85	5.15%
SS--PUPILS	1,625,000.00	71,086.85	1,553,913.15	4.37%
SS-INSTRUCTION	625,000.00	47,022.03	577,977.97	7.52%
GENERAL ADM	400,000.00	23,450.08	376,549.92	5.86%
PRIN ADMIN	1,200,000.00	75,258.12	1,124,741.88	6.27%
GEN BUSINESS	400,000.00	16,805.99	383,194.01	4.20%
OPER/MAINT	2,250,000.00	110,772.45	2,139,227.55	4.92%
TRANSPORTATION	835,000.00	55,245.72	779,754.28	6.62%
FOUNDATION	0.00		0.00	0.00%
TRANSFERS	30,000.00		30,000.00	0.00%
GEN FUND TOTALS	20,365,000.00	1,254,668.82	19,110,331.18	6.16%
FEDERAL FUNDS	1,255,000.00	64,739.78	1,190,260.22	5.16%
SIXPENCE		16,374.37		
GRAND TOTAL	21,620,000.00	1,335,782.97	20,284,217.03	6.18%
HOT LUNCH	880,000.00	95,864.12		
TOTAL	22,500,000.00	1,431,647.09		

Seward Elementary  
September 2021  
Activity Account

9/1/21 THRU 9/30/21

	BEG. BAL.	RECEIPTS	DISB.	END BAL.
ELEM LIBRARY	5,501.42	0	386.85	5,114.57
ELEM OTHER	26,609.37	180.00	19.84	26,769.53
ELEM POP	-5.84	176.10	189.60	-19.34
INTEREST	230.16	2.14	0	232.30
TOTALS	\$ 32,335.11			\$32,097.06

CHECK STATEMENT BALANCE 9/30/21 \$32,418.35

PRINCIPAL

Jessica Dorn

DATE

10-4-21

BOOKKEEPER

Sharon Aldrich

DATE

10-4-21

Seward Elementary  
Activity Account

Deposits and Checks for the Month of September

DATE	TO:	Amount	CK
09/04/21	Deposit-Friday jeans	\$ 40.00	----
09/08/21	CU-Plum Creek-library	332.50	2046
09/10/21	VOIDED CHECK		2047
09/10/21	Chapters Books & Gifts-books	54.35	2048
09/10/21	Deposit-Friday jeans	60.00	----
09/10/21	Pepsi-Cola of Lincoln-pop	189.60	----
09/17/21	Deposit-Friday jeans	80.00	----
09/28/21	Christy Schegg-nurse's office	19.84	2049
09/28/21	Deposit-pop money	176.10	----
08/06/21	Walmart-beginning of year supplies	321.29	2037*

\*outstanding check

10/05/21

Seward Middle School  
Balance Sheet Standard  
As of September 30, 2021

Sep 30, '21

ASSETS

Current Assets

Checking/Savings

Posters	342.00
FCCLA	252.76
Book Fair	838.26
Art	177.10
PTO	6,356.04
Sports Buttons	2,866.07
Music	820.66
Athletics	27,057.48
Band	96.40
Builders Club	1,111.43
Bully Response Team	1,082.83
Courtesy Fund	523.33
FCS	0.16
Industrial Arts	512.87
Interest	519.88
Library	1,466.03
Milk	0.94
MS Computer	3.10
Outdoor Ed	16,150.71
PE	456.27
Sales Tax	7.61
Student Council	2,290.25
Wellness	462.50
Yearbook	8,630.17

Total Checking/Savings 72,024.85

Total Current Assets 72,024.85

TOTAL ASSETS 72,024.85

LIABILITIES & EQUITY

Equity


Opening Bal Equity 72,024.85

Total Equity 72,024.85

TOTAL LIABILITIES & EQU... 72,024.85



Kirk Gottschalk, Principal



Janet Seaman, Bookkeeper

Seward Middle School  
**Balance Sheet Detail**  
 As of September 30, 2021

10/05/21

Type	Date	Num	Name	Memo	Clr	Split	Amount	Balance
<b>ASSETS</b>								
Current Assets								73,555.12
Checking/Savings								73,555.12
Posters								73,555.12
								0.00
General Journal	09/21/21					Opening Bal Eq...	285.00	285.00
General Journal	09/24/21					Opening Bal Eq...	57.00	342.00
Total Posters							342.00	342.00
FCCLA								252.76
Total FCCLA								252.76
Book Fair								838.26
Total Book Fair								838.26
Art								177.10
Total Art								177.10
PTO								7,978.04
General Journal	09/13/21					Opening Bal Eq...	25.00	8,003.04
Transfer	09/17/21			2021 donation		Outdoor Ed	-2,000.00	6,003.04
General Journal	09/21/21					Opening Bal Eq...	353.00	6,356.04
Total PTO							-1,622.00	6,356.04
Sports Buttons								3,332.89
General Journal	09/07/21	9605	American Button Mac...			Opening Bal Eq...	-201.72	3,131.17
General Journal	09/08/21	9607	Pac 'N Save			Opening Bal Eq...	-171.50	2,959.67
General Journal	09/13/21					Opening Bal Eq...	159.00	3,118.67
General Journal	09/21/21					Opening Bal Eq...	6.00	3,124.67
General Journal	09/24/21					Opening Bal Eq...	12.00	3,136.67
General Journal	09/27/21	9620	Valentino's	P/T Conf		Opening Bal Eq...	-121.92	3,014.75
General Journal	09/29/21	9627	Amazon			Opening Bal Eq...	-148.68	2,866.07
Total Sports Buttons							-466.82	2,866.07

Seward Middle School  
Balance Sheet Detail  
As of September 30, 2021

10/05/21

Type	Date	Num	Name	Memo	Clr	Split	Amount	Balance
Music								820.66
Total Music								820.66
Athletics								28,563.78
General Journal	09/02/21	9603	Sports Express	XC Shirts		Opening Bal Eq...	-693.40	27,870.38
General Journal	09/02/21	9604	Lou's Sporting Goods			Opening Bal Eq...	-1,096.02	26,774.36
General Journal	09/09/21	9608	Bill Dutton			Opening Bal Eq...	-70.00	26,704.36
General Journal	09/09/21	9609	Riley Wilifong			Opening Bal Eq...	-70.00	26,634.36
General Journal	09/10/21	9610	Godfathers			Opening Bal Eq...	-179.88	26,454.48
General Journal	09/13/21			P2P & Pass, Pi...		Opening Bal Eq...	1,016.50	27,470.98
General Journal	09/16/21	9612	Ryan Kratochvil			Opening Bal Eq...	-70.00	27,400.98
General Journal	09/16/21	9613	Bob Miers			Opening Bal Eq...	-70.00	27,330.98
General Journal	09/16/21	9614	Taylor Wyatt			Opening Bal Eq...	-70.00	27,260.98
General Journal	09/20/21	9615	Bill Dutton			Opening Bal Eq...	-70.00	27,190.98
General Journal	09/20/21	9616	Bob Miers			Opening Bal Eq...	-70.00	27,120.98
General Journal	09/20/21	9617	Sports Express			Opening Bal Eq...	-875.70	26,245.28
General Journal	09/21/21			Pass & P2P		Opening Bal Eq...	237.00	26,482.28
General Journal	09/23/21	9619	Julia Daniels			Opening Bal Eq...	-75.00	26,407.28
General Journal	09/24/21			Pass,P2P,Gate...		Opening Bal Eq...	1,395.00	27,802.28
General Journal	09/28/21	9621	Eileen Oates			Opening Bal Eq...	-75.00	27,727.28
General Journal	09/28/21	9622	Ryan Kratochvil			Opening Bal Eq...	-70.00	27,657.28
General Journal	09/28/21	9623	Bob Miers			Opening Bal Eq...	-70.00	27,587.28
General Journal	09/28/21	9624	Taylor Wyatt			Opening Bal Eq...	-70.00	27,517.28
General Journal	09/29/21	9625	Country Meats			Opening Bal Eq...	-178.00	27,339.28
General Journal	09/29/21	9626	Sports Express			Opening Bal Eq...	-45.00	27,294.28
General Journal	09/29/21	4628	Pepsi	Concession		Opening Bal Eq...	-236.80	27,057.48
Total Athletics							-1,506.30	27,057.48
Band								96.40
Total Band								96.40
Builders Club								1,111.43
Total Builders Club								1,111.43

Seward Middle School  
**Balance Sheet Detail**  
 As of September 30, 2021

10/05/21

Type	Date	Num	Name	Memo	Clr	Split	Amount	Balance
Bully Response Team								1,082.83
Total Bully Response Team								1,082.83
Courtesy Fund								556.33
General Journal	09/08/21	9606	Culligan Water	water		Opening Bal Eq...	-55.00	501.33
General Journal	09/13/21					Opening Bal Eq...	67.00	568.33
General Journal	09/15/21	9611	Merle's Flower Shop			Opening Bal Eq...	-45.00	523.33
Total Courtesy Fund							-33.00	523.33
FCS								0.16
Total FCS								0.16
Industrial Arts								512.87
Total Industrial Arts								512.87
Interest								515.03
General Journal	09/21/21			Horn TT Shirts		Opening Bal Eq...	212.25	727.28
General Journal	09/29/21	9626	Sports Express	Horn TT Shirts		Opening Bal Eq...	-212.25	515.03
General Journal	09/30/21					Opening Bal Eq...	4.85	519.88
Total Interest							4.85	519.88
Jay Mart								0.00
Total Jay Mart								0.00
Library								1,466.03
Total Library								1,466.03
Milk								0.94
Total Milk								0.94
MS Computer								3.10

Seward Middle School  
**Balance Sheet Detail**  
 As of September 30, 2021

10/05/21

Type	Date	Num	Name	Memo	Cir	Split	Amount	Balance
Total MS Computer								3.10
Outdoor Ed								14,150.71
Transfer	09/17/21			2021 donation	PTO		2,000.00	16,150.71
Total Outdoor Ed							2,000.00	16,150.71
PE								456.27
Total PE								456.27
Project Citizen								0.00
Total Project Citizen								0.00
Sales Tax								7.61
Total Sales Tax								7.61
Student Council								2,539.25
General Journal	09/22/21	9618	Mairin Wehrbein				-249.00	2,290.25
Total Student Council							-249.00	2,290.25
Wellness								462.50
Total Wellness								462.50
Yearbook								8,630.17
Total Yearbook								8,630.17
Total Checking/Savings							-1,530.27	72,024.85
Accounts Receivable								0.00
Accounts Receivable								0.00
Total Accounts Receivable								0.00

Seward Middle School  
**Balance Sheet Detail**  
 As of September 30, 2021

10/05/21

Type	Date	Num	Name	Memo	Clr	Split	Amount	Balance
Total Accounts Receivable								0.00
Other Current Assets								0.00
Undeposited Funds								0.00
Total Undeposited Funds								0.00
Total Other Current Assets								0.00
Total Current Assets							-1,530.27	72,024.85
Fixed Assets								0.00
Total Fixed Assets								0.00
Other Assets								0.00
Total Other Assets								0.00
<b>TOTAL ASSETS</b>							<b>-1,530.27</b>	<b>72,024.85</b>
<b>LIABILITIES &amp; EQUITY</b>								<b>73,555.12</b>
Liabilities								0.00
Current Liabilities								0.00
Accounts Payable								0.00
Accounts Payable								0.00
Total Accounts Payable								0.00
Total Accounts Payable								0.00
Credit Cards								0.00
Total Credit Cards								0.00
Other Current Liabilities								0.00

**Seward Middle School**  
**Balance Sheet Detail**  
 As of September 30, 2021

10/05/21

Type	Date	Num	Name	Memo	Clr	Split	Amount	Balance
Sales Tax Payable								0.00
Total Sales Tax Payable								0.00
Total Other Current Liabilities								0.00
Total Current Liabilities								0.00
Long Term Liabilities								0.00
Total Long Term Liabilities								0.00
Total Liabilities								0.00
Equity								
Opening Bal Equity								73,555.12
General Journal	09/02/21	9603	Sports Express	XC Shirts	X	Athletics	-693.40	72,861.72
General Journal	09/02/21	9604	Lou's Sporting Goods		X	Athletics	-1,096.02	71,765.70
General Journal	09/07/21	9605	American Button Mac...		X	Sports Buttons	-201.72	71,563.98
General Journal	09/08/21	9606	Culligan Water	water	X	Courtesy Fund	-55.00	71,508.98
General Journal	09/08/21	9607	Pac 'N Save		X	Sports Buttons	-171.50	71,337.48
General Journal	09/09/21	9608	Bill Dutton		X	Athletics	-70.00	71,267.48
General Journal	09/09/21	9609	Riley Wittfong		X	Athletics	-70.00	71,197.48
General Journal	09/10/21	9610	Godfathers		X	Athletics	-179.88	71,017.60
General Journal	09/13/21				X	-SPLIT-	1,267.50	72,285.10
General Journal	09/15/21	9611	Merle's Flower Shop		X	Courtesy Fund	-45.00	72,240.10
General Journal	09/16/21	9612	Ryan Kratochvil		X	Athletics	-70.00	72,170.10
General Journal	09/16/21	9613	Bob Miers		X	Athletics	-70.00	72,100.10
General Journal	09/16/21	9614	Taylor Wyatt		X	Athletics	-70.00	72,030.10
General Journal	09/20/21	9615	Bill Dutton		X	Athletics	-70.00	71,960.10
General Journal	09/20/21	9616	Bob Miers		X	Athletics	-70.00	71,890.10
General Journal	09/20/21	9617	Sports Express		X	Athletics	-875.70	71,014.40
General Journal	09/21/21				X	-SPLIT-	1,093.25	72,107.65
General Journal	09/22/21	9618	Mairin Wehrbein		X	Student Council	-249.00	71,858.65
General Journal	09/23/21	9619	Julia Daniels		X	Athletics	-75.00	71,783.65
General Journal	09/24/21				X	-SPLIT-	1,464.00	73,247.65

Seward Middle School  
**Balance Sheet Detail**  
As of September 30, 2021

10/05/21

Type	Date	Num	Name	Memo	Clr	Split	Amount	Balance
General Journal	09/27/21	9620	Valentino's	P/T Conf	X	Sports Buttons	-121.92	73,125.73
General Journal	09/28/21	9621	Eileen Oates			Athletics	-75.00	73,050.73
General Journal	09/28/21	9622	Ryan Kratochvil		X	Athletics	-70.00	72,980.73
General Journal	09/28/21	9623	Bob Miers			Athletics	-70.00	72,910.73
General Journal	09/28/21	9624	Taylor Wyatt			Athletics	-70.00	72,840.73
General Journal	09/29/21	9625	Country Meats			Athletics	-178.00	72,662.73
General Journal	09/29/21	9626	Sports Express			-SPLIT-	-257.25	72,405.48
General Journal	09/29/21	9627	Amazon			Sports Buttons	-148.68	72,256.80
General Journal	09/29/21	4628	Pepsi	Concession		Athletics	-236.80	72,020.00
General Journal	09/30/21				X	Interest	4.85	72,024.85
Total Opening Bal Equity							-1,530.27	72,024.85
Retained Earnings								0.00
Total Retained Earnings								0.00
Net Income								0.00
Total Net Income								0.00
Total Equity							-1,530.27	72,024.85
<b>TOTAL LIABILITIES &amp; EQUITY</b>							<b>-1,530.27</b>	<b>72,024.85</b>

**SEWARD HIGH SCHOOL**

**General Ledger Report**

**Financial Report**

**From Date:** 9/1/2021  
**To Date:** 09/30/2021

**From Acct:** 1  
**To Acct:** 999999

**Activity Accounts**

Acct	Account Name	Beg. Bal.	Recpt / JV	Disb / JV	Transfers	End. Bal.	YTD Payables	Work Bal
100	DUAL CREDIT CLASSES	\$8,342.98	\$0.00	\$0.00	\$0.00	\$8,342.98	\$0.00	\$8,342.98
105	ALTERNATIVE SCHOOL	\$268.84	\$0.00	\$0.00	\$0.00	\$268.84	\$0.00	\$268.84
110	ACT CLASS	\$379.96	\$0.00	\$0.00	\$0.00	\$379.96	\$0.00	\$379.96
115	HONOR SOCIETY	\$116.94	\$0.00	\$0.00	\$0.00	\$116.94	\$0.00	\$116.94
120	ALUMNI ASSOCIATION	\$738.03	\$0.00	\$0.00	\$0.00	\$738.03	\$0.00	\$738.03
125	GUIDANCE	\$422.46	\$380.00	\$0.00	\$0.00	\$802.46	\$0.00	\$802.46
126	AMBASSADORS	\$679.09	\$0.00	\$0.00	\$0.00	\$679.09	\$0.00	\$679.09
127	AP EXAMS	\$4,127.50	\$0.00	\$0.00	\$0.00	\$4,127.50	\$0.00	\$4,127.50
130	CAREER ACADEMY	\$0.00	\$0.00	\$0.00	\$0.00	\$0.00	\$0.00	\$0.00
135	BOWLING	\$971.39	\$0.00	\$(205.70)	\$0.00	\$765.69	\$0.00	\$765.69
140	FOOTBALL	\$9,027.02	\$3,141.00	\$(3,281.74)	\$0.00	\$8,886.28	\$0.00	\$8,886.28
142	FOOTBALL-UNIFORMS	\$0.00	\$0.00	\$0.00	\$0.00	\$0.00	\$0.00	\$0.00
145	WRESTLING	\$611.32	\$0.00	\$0.00	\$0.00	\$611.32	\$0.00	\$611.32
147	X-COUNTRY	\$1,954.46	\$660.00	\$0.00	\$0.00	\$2,614.46	\$0.00	\$2,614.46
149	TRACK	\$1,128.25	\$0.00	\$0.00	\$0.00	\$1,128.25	\$0.00	\$1,128.25
150	GIRLS BB CAMP	\$3,934.25	\$0.00	\$0.00	\$0.00	\$3,934.25	\$0.00	\$3,934.25
155	BOYS BB CAMP	\$11,054.61	\$0.00	\$(1,124.00)	\$0.00	\$9,930.61	\$0.00	\$9,930.61
160	BOYS SOCCER	\$555.07	\$0.00	\$0.00	\$0.00	\$555.07	\$0.00	\$555.07
165	GIRLS SOCCER	\$2,546.71	\$0.00	\$0.00	\$0.00	\$2,546.71	\$0.00	\$2,546.71
170	SOFTBALL	\$4,137.56	\$0.00	\$(325.60)	\$0.00	\$3,811.96	\$0.00	\$3,811.96
175	VOLLEYBALL	\$(152.86)	\$4,312.00	\$(947.72)	\$0.00	\$3,211.42	\$0.00	\$3,211.42
180	VIDEO ACCOUNT	\$4,497.82	\$641.99	\$(1,165.99)	\$0.00	\$3,973.82	\$0.00	\$3,973.82
185	BASEBALL	\$(369.38)	\$0.00	\$0.00	\$0.00	\$(369.38)	\$0.00	\$(369.38)
190	GIRLS GOLF	\$932.50	\$462.00	\$(462.00)	\$0.00	\$932.50	\$0.00	\$932.50
195	BOYS GOLF	\$851.10	\$0.00	\$0.00	\$0.00	\$851.10	\$0.00	\$851.10
200	SMUTNY SCHOLARSHIP	\$200.00	\$0.00	\$0.00	\$0.00	\$200.00	\$0.00	\$200.00
225	ACADEMIC CONTESTS	\$1,144.00	\$0.00	\$(320.00)	\$0.00	\$824.00	\$0.00	\$824.00
230	SCIP	\$342.50	\$0.00	\$0.00	\$0.00	\$342.50	\$0.00	\$342.50
240	THORELL SCHOLARSHIPS	\$0.00	\$0.00	\$0.00	\$0.00	\$0.00	\$0.00	\$0.00
250	PEPSI SCHOLARSHIPS	\$2,000.00	\$0.00	\$0.00	\$0.00	\$2,000.00	\$0.00	\$2,000.00
260	SCHOLARSHIP ACCT.	\$40.00	\$100.00	\$0.00	\$0.00	\$140.00	\$0.00	\$140.00
270	BOWMASTER SCHOLARSHIP	\$175.00	\$0.00	\$0.00	\$0.00	\$175.00	\$0.00	\$175.00
275	CONCESSIONS	\$9,785.17	\$14,508.06	\$(7,380.39)	\$0.00	\$16,912.84	\$0.00	\$16,912.84
300	Teacher Pop Fund	\$0.00	\$0.00	\$0.00	\$0.00	\$0.00	\$0.00	\$0.00
310	VENDING SALES	\$3,196.67	\$600.00	\$(845.67)	\$0.00	\$2,951.00	\$0.00	\$2,951.00
315	DLC ACCOUNT	\$25.81	\$0.00	\$0.00	\$0.00	\$25.81	\$0.00	\$25.81
330	DRIVER EDUCATION	\$160.00	\$0.00	\$0.00	\$0.00	\$160.00	\$0.00	\$160.00
400	FBLA	\$2,618.60	\$885.00	\$(888.80)	\$0.00	\$2,614.80	\$0.00	\$2,614.80
410	FFA	\$26,865.44	\$3,085.03	\$(2,205.77)	\$0.00	\$27,744.70	\$0.00	\$27,744.70
415	FCS LAB FEES	\$7,181.50	\$0.00	\$0.00	\$0.00	\$7,181.50	\$0.00	\$7,181.50
418	DISTRICT 2 FCCLA	\$0.00	\$0.00	\$0.00	\$0.00	\$0.00	\$0.00	\$0.00
420	FCCLA	\$10,535.52	\$720.00	\$(143.49)	\$0.00	\$11,112.03	\$0.00	\$11,112.03
425	DRILL TEAM/DANCE	\$3,152.13	\$0.00	\$0.00	\$0.00	\$3,152.13	\$0.00	\$3,152.13
430	SOCIAL MEDIA TEAM	\$3,721.98	\$3,000.00	\$0.00	\$0.00	\$6,721.98	\$0.00	\$6,721.98
440	LEADERSHIP TEAM	\$2,097.02	\$1,900.00	\$(350.00)	\$0.00	\$3,647.02	\$0.00	\$3,647.02
445	E SPORTS	\$150.00	\$95.00	\$0.00	\$0.00	\$245.00	\$0.00	\$245.00
450	MATH	\$44.46	\$0.00	\$0.00	\$0.00	\$44.46	\$0.00	\$44.46
460	SCIENCE LAB FEES	\$333.32	\$0.00	\$0.00	\$0.00	\$333.32	\$0.00	\$333.32
470	KEY CLUB	\$4,194.00	\$705.00	\$0.00	\$0.00	\$4,899.00	\$0.00	\$4,899.00
475	SPANISH ACCOUNT	\$66.94	\$0.00	\$0.00	\$0.00	\$66.94	\$0.00	\$66.94
490	ART	\$4,370.37	\$165.00	\$(739.93)	\$0.00	\$3,795.44	\$0.00	\$3,795.44

**SEWARD HIGH SCHOOL**

**General Ledger Report**

**Financial Report**

**From Date:** 9/1/2021  
**To Date:** 09/30/2021

**From Acct:** 1  
**To Acct:** 999999

**Activity Accounts**

Acct	Account Name	Beg. Bal.	Recpt / JV	Disb / JV	Transfers	End. Bal.	YTD Payables	Work Bal
495	Study Abroad	\$1,888.71	\$0.00	\$0.00	\$0.00	\$1,888.71	\$0.00	\$1,888.71
500	YEARBOOK	\$1,438.36	\$0.00	\$(70.00)	\$0.00	\$1,368.36	\$0.00	\$1,368.36
520	BAND TRIP	\$6,337.70	\$0.00	\$0.00	\$0.00	\$6,337.70	\$0.00	\$6,337.70
530	SPEECH	\$1,168.10	\$0.00	\$0.00	\$0.00	\$1,168.10	\$0.00	\$1,168.10
535	DRAMATICS	\$4,756.98	\$0.00	\$(399.80)	\$0.00	\$4,357.18	\$0.00	\$4,357.18
540	LIBRARY	\$1,423.97	\$0.00	\$0.00	\$0.00	\$1,423.97	\$0.00	\$1,423.97
545	ALL SCHOOL READS	\$0.00	\$0.00	\$0.00	\$0.00	\$0.00	\$0.00	\$0.00
550	BAND	\$1,081.47	\$2,103.30	\$(1,545.90)	\$0.00	\$1,638.87	\$0.00	\$1,638.87
554	CHEERLEADERS	\$(1,441.01)	\$2,414.96	\$(280.50)	\$0.00	\$693.45	\$0.00	\$693.45
555	CHORUS	\$13,772.23	\$7,378.11	\$(1,825.71)	\$0.00	\$19,324.63	\$0.00	\$19,324.63
560	INDUSTRIAL ARTS/WOODS	\$2,088.46	\$95.00	\$(274.65)	\$0.00	\$1,908.81	\$0.00	\$1,908.81
565	TECH PREP/SKILLS USA	\$7,242.22	\$0.00	\$0.00	\$0.00	\$7,242.22	\$0.00	\$7,242.22
570	AUTO/WELDING	\$1,056.16	\$120.00	\$0.00	\$0.00	\$1,176.16	\$0.00	\$1,176.16
575	POWER DRIVE	\$36.57	\$40.00	\$0.00	\$0.00	\$76.57	\$0.00	\$76.57
580	PAY TO PLAY	\$9,618.47	\$80.00	\$(60.00)	\$0.00	\$9,638.47	\$0.00	\$9,638.47
600	PHYSICAL EDUCATION	\$34.11	\$0.00	\$0.00	\$0.00	\$34.11	\$0.00	\$34.11
615	REVOLVING ACCT	\$250.12	\$0.00	\$0.00	\$0.00	\$250.12	\$0.00	\$250.12
620	NOW ACCOUNT	\$6,298.81	\$22.05	\$0.00	\$0.00	\$6,320.86	\$0.00	\$6,320.86
700	SOCIAL STUDIES SCHOL	\$50.00	\$0.00	\$0.00	\$0.00	\$50.00	\$0.00	\$50.00
800	ATHLETICS	\$84,327.10	\$24,461.00	\$(10,557.05)	\$0.00	\$98,231.05	\$0.00	\$98,231.05
825	WEIGHTROOM	\$129.19	\$0.00	\$0.00	\$0.00	\$129.19	\$0.00	\$129.19
850	PRIDE	\$913.46	\$0.00	\$0.00	\$0.00	\$913.46	\$0.00	\$913.46
860	AOK	\$393.91	\$0.00	\$0.00	\$0.00	\$393.91	\$0.00	\$393.91
870	STUDENT HELP FUND	\$431.73	\$0.00	\$0.00	\$0.00	\$431.73	\$0.00	\$431.73
900	MEMORIALS	\$70.00	\$0.00	\$0.00	\$0.00	\$70.00	\$0.00	\$70.00
950	IPAD FEES	\$5,573.05	\$684.00	\$0.00	\$0.00	\$6,257.05	\$0.00	\$6,257.05
955	HORTICULTURE	\$505.00	\$0.00	\$0.00	\$0.00	\$505.00	\$0.00	\$505.00
2015	CLASS OF 2015	\$0.00	\$0.00	\$0.00	\$0.00	\$0.00	\$0.00	\$0.00
2016	CLASS OF 2016	\$0.00	\$0.00	\$0.00	\$0.00	\$0.00	\$0.00	\$0.00
2017	CLASS OF 2017	\$0.00	\$0.00	\$0.00	\$0.00	\$0.00	\$0.00	\$0.00
2018	CLASS OF 2018	\$629.54	\$0.00	\$0.00	\$0.00	\$629.54	\$0.00	\$629.54
2019	CLASS OF 2019	\$40.70	\$0.00	\$0.00	\$0.00	\$40.70	\$0.00	\$40.70
2020	CLASS OF 2020	\$960.75	\$0.00	\$0.00	\$0.00	\$960.75	\$0.00	\$960.75
2021	Class of 2021	\$2,561.21	\$0.00	\$0.00	\$0.00	\$2,561.21	\$0.00	\$2,561.21
2022	CLASS OF 2022	\$2,758.17	\$0.00	\$0.00	\$0.00	\$2,758.17	\$0.00	\$2,758.17
2023	CLASS OF 2023	\$2,390.00	\$0.00	\$0.00	\$0.00	\$2,390.00	\$0.00	\$2,390.00
2024	CLASS OF 2024	\$723.00	\$0.00	\$0.00	\$0.00	\$723.00	\$0.00	\$723.00
<b>Activity Accounts Grand Total</b>		<b>\$298,664.29</b>	<b>\$72,758.50</b>	<b>\$(35,400.41)</b>	<b>\$0.00</b>	<b>\$336,022.38</b>	<b>\$0.00</b>	<b>\$336,022.38</b>

**GL Accounts**

GL Acct		Begin Bal	Recpt / JV	Disb / JV	Transfers	End Bal	YTD Payables	Work Bal
992	CHECK ACCOUNT	\$298,664.29	\$72,758.50	\$(35,400.41)	\$0.00	\$336,022.38	\$0.00	\$336,022.38
<b>General Ledger Grand Total</b>		<b>\$298,664.29</b>	<b>\$72,758.50</b>	<b>\$(35,400.41)</b>	<b>\$0.00</b>	<b>\$336,022.38</b>	<b>\$0.00</b>	<b>\$336,022.38</b>

SEWARD HIGH SCHOOL

General Ledger Report

Financial Report

<b>From Date:</b>	9/1/2021
<b>To Date:</b>	09/30/2021

<b>From Acct:</b>	1
<b>To Acct:</b>	999999

I have reviewed the above ledger report and attached reports for the current month. I find them accurate and complete to the best of my knowledge.

Bookkeeper: Mary Russell Date: 10/5/21  
Principal: [Signature] Date: 10/5/21

**SEWARD HIGH SCHOOL  
Bank Reconciliation Report**

**Checking Account**

992

Date From 9/1/2021
Date to 09/30/2021

Ending Balance on Statement Dated : 09/30/2021	\$353,900.41
Outstanding Deposits (Bank Deposits) -> +	\$0.00
Less Outstanding Checks:	\$17,878.03
Cash Balance as of : 09/30/2021	<u>\$336,022.38 ***</u>

Cash Balance for Checking as of 9/1/2021	\$298,664.29
Add: Total Deposits (Bank Deposits):	\$72,758.50
Less: Total Checks and Withdrawals:	(\$35,400.41)
Computer Cash Balance as of : 09/30/2021	<u>\$336,022.38 ***</u>

**Summary of Asset Accounts**

<u>Gl Acct</u>	<u>Account Name</u>	<u>Begin Bal</u>	<u>Recpt/JV</u>	<u>Disb/JV</u>	<u>Transfer</u>	<u>End Bal.</u>
992	CHECK ACCOUNT	\$298,664.29	\$72,758.50	(\$35,400.41)	\$0.00	\$336,022.38 ***
<b>Grand Total</b>		<b>\$298,664.29</b>	<b>\$72,758.50</b>	<b>(\$35,400.41)</b>	<b>\$0.00</b>	<b>\$336,022.38</b>

I have reviewed the above ledger report and attached reports for the current month. I find them accurate and complete to the best of my knowledge.

Bookkeeper: Mary Russell Date: 10/5/21  
Principal: [Signature] Date: 10/5/21

**\*\*\* Entries Must Match**

**SEWARD HIGH SCHOOL**  
**Reconciliation Activity Account Report**

From Date: 9/1/2021
To Date: 09/30/2021

From Acct: 800
To Acct: 800

Date	Payee Source Note	Invoice	PO	Doc Ref	Recp/JV	Disb/JV	Transfer	Balance	Offset Acct
<b>Activity Acct: 800 - ATHLETICS</b>								<b>Beginning Balance: \$84,327.10</b>	
<u>Advisor: John Moody</u>									
9/1/21	RECEIPTS VB GATE - TRIANGULAR			6899	\$735.00	\$0.00	\$0.00	\$85,062.10	992
9/1/21	RECEIPTS ACTIVITY PASSES			6900	\$2,918.00	\$0.00	\$0.00	\$87,980.10	992
9/1/21	SALLY CONNELL VB OFFICIAL - LAKEVIEW		14247	58226	\$0.00	\$160.00	\$0.00	\$87,820.10	992
9/1/21	MITZI ADEN VB OFFICIAL - LAKEVIEW		14247	58227	\$0.00	\$160.00	\$0.00	\$87,660.10	992
9/1/21	YORK HIGH SCHOOL G GOLF INVITE ENTRY		14255	58228	\$0.00	\$125.00	\$0.00	\$87,535.10	992
9/1/21	OMAHA SKUTT CATHOLI 9TH/JV VB INVITE ENTRY		14256	58229	\$0.00	\$200.00	\$0.00	\$87,335.10	992
9/1/21	NORRIS PUBLIC SCHOOLS VB INVITE ENTRY		14257	58230	\$0.00	\$160.00	\$0.00	\$87,175.10	992
9/2/21	RECEIPTS GGOLF, SB, XC ENTRY FEES			6902	\$1,005.00	\$0.00	\$0.00	\$88,180.10	992
9/2/21	RECEIPTS EXTRA GATE / CONCESSION			6905	\$500.00	\$0.00	\$0.00	\$88,680.10	992
9/2/21	RECEIPTS BB/SB HATS, SOCCER JACKET			6912	\$200.00	\$0.00	\$0.00	\$88,880.10	992
9/2/21	PYRAMID SCHOOL PRODU BASKETBALL GAME BALLS	S1427543	14263	58232	\$0.00	\$599.22	\$0.00	\$88,280.88	992
9/3/21	RECEIPTS VB GATE - LAKEVIEW			6915	\$986.00	\$0.00	\$0.00	\$89,266.88	992
9/3/21	BIG GAME FOOTBALLS	3614	14166	58239	\$0.00	\$486.94	\$0.00	\$88,779.94	992
9/7/21	ISAAK RUSSELL VB OFFICIAL - HEARTLAND		14270	58240	\$0.00	\$100.00	\$0.00	\$88,679.94	992
9/7/21	BRIAN REESE VB OFFICIAL - HEARTLAND		14270	58241	\$0.00	\$100.00	\$0.00	\$88,579.94	992
9/7/21	WELLS FARGO RAWLINGS BATTING HELMET KITS		14213	58244	\$0.00	\$38.13	\$0.00	\$88,541.81	992
9/7/21	AWARDS UNLIMITED MS THORELL XC INV MEDALS	50608	14272	58247	\$0.00	\$89.12	\$0.00	\$88,452.69	992
9/8/21	RECEIPTS 9TH/JV VB GATE - HEARTLAND			6917	\$317.00	\$0.00	\$0.00	\$88,769.69	992
9/8/21	RECEIPTS XC, SB ENTRIES			6920	\$844.00	\$0.00	\$0.00	\$89,613.69	992
9/8/21	RECEIPTS LINC ORTHOPAEDIC CTR			6922	\$444.00	\$0.00	\$0.00	\$90,057.69	992
9/8/21	RECEIPTS SEW YOUTH GOLF FOUND - DONATION			6925	\$1,250.00	\$0.00	\$0.00	\$91,307.69	992
9/8/21	CHUCK GUBBELS VB OFFICIAL - NEB CITY		14275	58251	\$0.00	\$160.00	\$0.00	\$91,147.69	992
9/8/21	BRIDGET MEDUNA VB OFFICIAL - NEB CITY		14275	58252	\$0.00	\$160.00	\$0.00	\$90,987.69	992
9/8/21	SCOTT WAGNER SB OFFICIAL - BEATRICE		14271	58253	\$0.00	\$115.00	\$0.00	\$90,872.69	992
9/8/21	JD HOODETRAAT SB OFFICIAL - BEATRICE		14271	58254	\$0.00	\$115.00	\$0.00	\$90,757.69	992

**SEWARD HIGH SCHOOL  
Reconciliation Activity Account Report**

<b>From Date:</b> 9/1/2021
<b>To Date:</b> 09/30/2021

<b>From Acct:</b> 800
<b>To Acct:</b> 800

Date	Payee Source	Invoice	PO	Doc Ref	Recp/JV	Disb/JV	Transfer	Balance	Offset Acct
	<b>Note</b>								
9/8/21	JD HOODETRAAT		14271	58254	\$0.00	(\$115.00)	\$0.00	\$90,872.69	992
	VOID: PRINT ERROR								
9/8/21	JD HOODETRAAT		14271	58255	\$0.00	\$115.00	\$0.00	\$90,757.69	992
	SB OFFICIAL - BEATRICE								
9/9/21	JIM TIBBELS		14273	58257	\$0.00	\$100.00	\$0.00	\$90,657.69	992
	FB OFFICIAL - CRETE								
9/9/21	JAY STOA		14273	58258	\$0.00	\$100.00	\$0.00	\$90,557.69	992
	FB OFFICIAL - CRETE								
9/9/21	KIRK LOTT		14273	58259	\$0.00	\$100.00	\$0.00	\$90,457.69	992
	FB OFFICIAL - CRETE								
9/9/21	JEFF LOMAX		14273	58260	\$0.00	\$100.00	\$0.00	\$90,357.69	992
	FB OFFICIAL - CRETE								
9/9/21	DEAN SCHNEIDER		14273	58261	\$0.00	\$100.00	\$0.00	\$90,257.69	992
	FB OFFICIAL - CRETE								
9/9/21	AMAZON		14280	58262	\$0.00	\$260.99	\$0.00	\$89,996.70	992
	SB PORTABLE SPEAKER								
9/9/21	SUBWAY	2606	14244	58263	\$0.00	\$80.00	\$0.00	\$89,916.70	992
	GOLF INVITE HOSPITALITY MEALS								
9/9/21	KATIE LANGNER		14167	58264	\$0.00	\$77.50	\$0.00	\$89,839.20	992
	VB LINE JUDGING								
9/9/21	JODI HUGHES		14167	58265	\$0.00	\$40.00	\$0.00	\$89,799.20	992
	VB LINE JUDGING								
9/9/21	TAMMY DUFF		14167	58266	\$0.00	\$65.00	\$0.00	\$89,734.20	992
	VB LINE JUDGING								
9/9/21	NICOLE ZITEK-SVOBODA		14167	58267	\$0.00	\$40.00	\$0.00	\$89,694.20	992
	VB LINE JUDGING								
9/10/21	RECEIPTS			6938	\$376.00	\$0.00	\$0.00	\$90,070.20	992
	SB GATE - BEATRICE								
9/10/21	RECEIPTS			6939	\$541.00	\$0.00	\$0.00	\$90,611.20	992
	VB GATE - NEB CITY								
9/10/21	RECEIPTS			6940	\$330.00	\$0.00	\$0.00	\$90,941.20	992
	XC ENTRIES								
9/13/21	RECEIPTS			6941	\$3,106.00	\$0.00	\$0.00	\$94,047.20	992
	FB GATE - CRETE								
9/13/21	CARLOS SANDOVAL		14286	58271	\$0.00	\$180.00	\$0.00	\$93,867.20	992
	SB OFFICIAL - TRIANGULAR								
9/13/21	PAUL TEAFORD		14286	58272	\$0.00	\$180.00	\$0.00	\$93,687.20	992
	SB OFFICIAL - TRIANGULAR								
9/14/21	HASTINGS HIGH SCHOOL		14292	58280	\$0.00	\$75.00	\$0.00	\$93,612.20	992
	SB CLASSIC ENTRY								
9/14/21	FAIRBURY HIGH SCHOOL		14293	58281	\$0.00	\$90.00	\$0.00	\$93,522.20	992
	G GOLF INVITE ENTRY								
9/14/21	LINCOLN HIGH		14294	58282	\$0.00	\$140.00	\$0.00	\$93,382.20	992
	HAROLD SCOTT XC INVITE								
9/14/21	CRETE HIGH SCHOOL		14295	58283	\$0.00	\$85.00	\$0.00	\$93,297.20	992
	G GOLF INVITE ENTRY								
9/14/21	USI, INC.	6311682	14281	58290	\$0.00	\$18.99	\$0.00	\$93,278.21	992
	AP LAMINATING SUPPLIES								
9/15/21	RECEIPTS			6942	\$476.00	\$0.00	\$0.00	\$93,754.21	992
	SB GATE - VAR TRIANGULAR								
9/15/21	RECEIPTS			6943	\$240.00	\$0.00	\$0.00	\$93,994.21	992
	XC, GGOLF ENTRIES								
9/15/21	RECEIPTS			6944	\$50.00	\$0.00	\$0.00	\$94,044.21	992

**SEWARD HIGH SCHOOL  
Reconciliation Activity Account Report**

<b>From Date:</b> 9/1/2021
<b>To Date:</b> 09/30/2021

<b>From Acct:</b> 800
<b>To Acct:</b> 800

Date	Payee Source Note	Invoice	PO	Doc Ref	Recp/JV	Disb/JV	Transfer	Balance	Offset Acct
9/16/21	WURST DONATION - '01 ST FB CELEB RECEIPTS			6949	\$520.00	\$0.00	\$0.00	\$94,564.21	992
9/16/21	XC, VB ENTRY FEES MATTHEW WILKINSON		14297	58299	\$0.00	\$65.00	\$0.00	\$94,499.21	992
9/16/21	FR FB OFFICIAL - WAHOO ANDREW KITZING		14297	58300	\$0.00	\$65.00	\$0.00	\$94,434.21	992
9/16/21	FR FB OFFICIAL - WAHOO BRODY ZABEL		14297	58301	\$0.00	\$65.00	\$0.00	\$94,369.21	992
9/16/21	FR FB OFFICIAL - WAHOO STEPHAN HARRIS		14297	58302	\$0.00	\$65.00	\$0.00	\$94,304.21	992
9/17/21	RECEIPTS FR FB GATE - WAHOO			6956	\$394.00	\$0.00	\$0.00	\$94,698.21	992
9/17/21	CHUCK TAYLOR VB TOURN OFFICIAL		14302	58303	\$0.00	\$365.00	\$0.00	\$94,333.21	992
9/17/21	GREG LIST VB TOURN OFFICIAL		14302	58304	\$0.00	\$365.00	\$0.00	\$93,968.21	992
9/17/21	JACKIE STEINER VB TOURN OFFICIAL		14302	58305	\$0.00	\$319.38	\$0.00	\$93,648.83	992
9/17/21	LYNETTE WAGNER VB TOURN OFFICIAL		14302	58306	\$0.00	\$182.50	\$0.00	\$93,466.33	992
9/17/21	HILIARY HUSS VB TOURN OFFICIAL		14302	58307	\$0.00	\$228.13	\$0.00	\$93,238.20	992
9/20/21	RECEIPTS V VB TOURN GATE			6958	\$1,591.00	\$0.00	\$0.00	\$94,829.20	992
9/20/21	STEVE NELSON JV FB OFFICIAL - BEATRICE		14305	58310	\$0.00	\$65.00	\$0.00	\$94,764.20	992
9/20/21	BILL DUTTON VOID: PRINT ERROR		14305	58311	\$0.00	(\$65.00)	\$0.00	\$94,829.20	992
9/20/21	BILL DUTTON JV FB OFFICIAL - BEATRICE		14305	58311	\$0.00	\$65.00	\$0.00	\$94,764.20	992
9/20/21	BILL DUTTON JV FB OFFICIAL - BEATRICE		14305	58312	\$0.00	\$65.00	\$0.00	\$94,699.20	992
9/20/21	BLAKE BECHLER JV FB OFFICIAL - BEATRICE		14305	58313	\$0.00	\$65.00	\$0.00	\$94,634.20	992
9/20/21	JESSE FOSTER JV FB OFFICIAL - BEATRICE		14305	58314	\$0.00	\$65.00	\$0.00	\$94,569.20	992
9/20/21	DOUG COLBY SB OFFICIAL - BISHOP NEUMANN		14306	58318	\$0.00	\$115.00	\$0.00	\$94,454.20	992
9/20/21	CHASE NEWMAN SB OFFICIAL - BISHOP NEUMANN		14306	58319	\$0.00	\$115.00	\$0.00	\$94,339.20	992
9/20/21	VALENTINO'S FB '01 REUNION TEAM PIZZA		14170	58320	\$0.00	\$110.00	\$0.00	\$94,229.20	992
9/21/21	RECEIPTS JV FB GATE - BEATRICE			6960	\$473.00	\$0.00	\$0.00	\$94,702.20	992
9/21/21	RECEIPTS XC, VB ENTRY FEES			6964	\$440.00	\$0.00	\$0.00	\$95,142.20	992
9/22/21	RECEIPTS SB GATE - BISHOP NEUMANN			6966	\$368.00	\$0.00	\$0.00	\$95,510.20	992
9/22/21	LARRY JOE SB OFFICIAL - GICC		14307	58323	\$0.00	\$115.00	\$0.00	\$95,395.20	992
9/22/21	DAVE COFFEY SB OFFICIAL - GICC		14307	58324	\$0.00	\$115.00	\$0.00	\$95,280.20	992

**SEWARD HIGH SCHOOL**  
**Reconciliation Activity Account Report**

<b>From Date:</b> 9/1/2021
<b>To Date:</b> 09/30/2021

<b>From Acct:</b> 800
<b>To Acct:</b> 800

Date	Payee Source Note	Invoice	PO	Doc Ref	Recp/JV	Disb/JV	Transfer	Balance	Offset Acct
9/22/21	JODI HUGHES VB LINE JUDGING		14173	58327	\$0.00	\$120.00	\$0.00	\$95,160.20	992
9/22/21	KATIE LANGNER VB LINE JUDGING		14173	58328	\$0.00	\$120.00	\$0.00	\$95,040.20	992
9/22/21	CASSANDRA REINKE VB LINE JUDGING		14173	58329	\$0.00	\$120.00	\$0.00	\$94,920.20	992
9/23/21	CHAD GILLESPIE FB OFFICIAL - HASTINGS		14310	58330	\$0.00	\$100.00	\$0.00	\$94,820.20	992
9/23/21	KENT WASHINGTON FB OFFICIAL - HASTINGS		14310	58331	\$0.00	\$100.00	\$0.00	\$94,720.20	992
9/23/21	MATT BARTH FB OFFICIAL - HASTINGS		14310	58332	\$0.00	\$100.00	\$0.00	\$94,620.20	992
9/23/21	CODY GILLESPIE FB OFFICIAL - HASTINGS		14310	58333	\$0.00	\$100.00	\$0.00	\$94,520.20	992
9/23/21	COLBY EMAL FB OFFICIAL - HASTINGS		14310	58334	\$0.00	\$100.00	\$0.00	\$94,420.20	992
9/23/21	SHIRTS 101 FB APPAREL - '01 REUNION	144661	14168	58335	\$0.00	\$478.00	\$0.00	\$93,942.20	992
9/24/21	RECEIPTS SB GATE - GICC			6968	\$318.00	\$0.00	\$0.00	\$94,260.20	992
9/24/21	RECEIPTS '01 ST FB DONATION - MOODY			6970	\$60.00	\$0.00	\$0.00	\$94,320.20	992
9/24/21	RECEIPTS SB, VB ENTRIES			6973	\$245.00	\$0.00	\$0.00	\$94,565.20	992
9/24/21	GARY ARNOLD JV FB OFFICIAL - NORRIS		14311	58337	\$0.00	\$65.00	\$0.00	\$94,500.20	992
9/24/21	JAY PERDEW JV FB OFFICIAL - NORRIS		14311	58338	\$0.00	\$65.00	\$0.00	\$94,435.20	992
9/24/21	KIRK CHRISTENSON JV FB OFFICIAL - NORRIS		14311	58339	\$0.00	\$65.00	\$0.00	\$94,370.20	992
9/24/21	BRIAN BOCK JV FB OFFICIAL - NORRIS		14311	58340	\$0.00	\$65.00	\$0.00	\$94,305.20	992
9/24/21	CARLOS SANDOVAL SB OFFICIAL - OM BURKE		14320	58341	\$0.00	\$115.00	\$0.00	\$94,190.20	992
9/24/21	RUSS BRAKHAGE SB OFFICIAL - OM BURKE		14320	58342	\$0.00	\$115.00	\$0.00	\$94,075.20	992
9/27/21	RECEIPTS FB GATE - HASTINGS			6974	\$3,728.00	\$0.00	\$0.00	\$97,803.20	992
9/27/21	GARY ARNOLD VOID: OFFICIAL CHANGE		14311	58337	\$0.00	(\$65.00)	\$0.00	\$97,868.20	992
9/27/21	YORK HIGH SCHOOL G GOLF DISTRICTS		14315	58343	\$0.00	\$125.00	\$0.00	\$97,743.20	992
9/27/21	BEATRICE HIGH SCHOOL JV VB ENTRY		14316	58344	\$0.00	\$70.00	\$0.00	\$97,673.20	992
9/27/21	CRETE HIGH SCHOOL XC INVITE ENTRY		14317	58345	\$0.00	\$120.00	\$0.00	\$97,553.20	992
9/27/21	AQUINAS HIGH SCHOOL XC INVITE ENTRY		14318	58346	\$0.00	\$150.00	\$0.00	\$97,403.20	992
9/27/21	MATTHEW WILKINSON FR FB OFFICIAL - YORK		14312	58348	\$0.00	\$65.00	\$0.00	\$97,338.20	992
9/27/21	BRIAN BOCK FR FB OFFICIAL - YORK		14312	58349	\$0.00	\$65.00	\$0.00	\$97,273.20	992
9/27/21	STEPHAN HARRIS		14312	58350	\$0.00	\$65.00	\$0.00	\$97,208.20	992

**SEWARD HIGH SCHOOL**  
**Reconciliation Activity Account Report**

**From Date:** 9/1/2021  
**To Date:** 09/30/2021

**From Acct:** 800  
**To Acct:** 800

Date	Payee Source Note	Invoice	PO	Doc Ref	Recp/JV	Disb/JV	Transfer	Balance	Offset Acct
9/27/21	FR FB OFFICIAL - YORK BRETT EDWARDS		14312	58351	\$0.00	\$65.00	\$0.00	\$97,143.20	992
9/27/21	FR FB OFFICIAL - YORK BRENT ROBINSON		14323	58352	\$0.00	\$160.00	\$0.00	\$96,983.20	992
9/27/21	VB OFFICIAL - HOLDREGE SALLY BRABEC		14323	58353	\$0.00	\$160.00	\$0.00	\$96,823.20	992
9/28/21	RECEIPTS SB GATE - OM BURKE			6981	\$308.00	\$0.00	\$0.00	\$97,131.20	992
9/28/21	RECEIPTS JV FB GATE - NORRIS			6982	\$516.00	\$0.00	\$0.00	\$97,647.20	992
9/28/21	UNIVERSITY OF NE-KEAR XC INVITE ENTRY		14327	58358	\$0.00	\$200.00	\$0.00	\$97,447.20	992
9/28/21	YORK HIGH SCHOOL XC INVITE - HS TEAM REFUND		14319	58359	\$0.00	\$120.00	\$0.00	\$97,327.20	992
9/28/21	HAUFF SPORTS ENDZONE PYLONS	95143	14172	58363	\$0.00	\$63.98	\$0.00	\$97,263.22	992
9/29/21	RECEIPTS VB GATE - HOLDREGE			6986	\$533.00	\$0.00	\$0.00	\$97,796.22	992
9/29/21	RECEIPTS FR FB GATE - YORK			6987	\$459.00	\$0.00	\$0.00	\$98,255.22	992
9/29/21	BRIAN BOCK VOID: OFFICIAL CHANGE		14312	58349	\$0.00	(\$65.00)	\$0.00	\$98,320.22	992
9/29/21	JIM TIBBELS FR FB OFFICIAL - YORK		14312	58365	\$0.00	\$65.00	\$0.00	\$98,255.22	992
9/30/21	RECEIPTS XC ENTRY - MILLARD SOUTH			6992	\$150.00	\$0.00	\$0.00	\$98,405.22	992
9/30/21	RECEIPTS ACTIVITY PASSES			6994	\$20.00	\$0.00	\$0.00	\$98,425.22	992
9/30/21	RECEIPTS ACTIVITY PASS			6997	\$20.00	\$0.00	\$0.00	\$98,445.22	992
9/30/21	HAUFF SPORTS WR MAT TAPE	95416	14175	58371	\$0.00	\$214.17	\$0.00	\$98,231.05	992
<b>Totals</b>					<b>\$24,461.00</b>	<b>\$10,557.05</b>	<b>\$0.00</b>	<b>\$98,231.05</b>	
								<b>Accounts Payable</b>	<b>\$0.00</b>
								<b>Working Balance</b>	<b>\$98,231.05</b>
								<b>Currently Encumbered (PO)</b>	<b>\$0.00</b>

I have reviewed the above ledger report and attached reports for the current month. I find them accurate and complete to the best of my knowledge.

Bookkeeper: Mary Russell Date: 10/5/21  
Principal: [Signature] Date: 10/5/21

**SCHOOL DISTRICT OF SEWARD  
PROPOSED WARRANTS  
OCTOBER 11, 2021**

Salaries from September	Salaries	680,979.24
Jones Bank	H.S.A. Payments	32,789.07
Nebraska.gov	Transportation	7.50
Jones Bank	FIT/FICA	37,900.52
Tennessee Child Support	Garnishment	59.98
Nebraska Child Support	Garnishment	179.54
ASPIRE	403b	16,000.00
Jones Bank	FIT/FICA	164,991.02
Nebraska Child Support	Garnishment	2,535.00
ASPIRE	403b	9,375.00
Jones Bank	FIT/FICA	21,294.67
Tennessee Child Support	Garnishment	59.98
Nebraska Child Support	Garnishment	179.54
NPERS	Retirement	179,053.01
Nebraska Department of Revenue	State Tax	34,128.30
Pay Flex	Section 125	5,640.08
ACCO Brands	Supplies	635.40
Amazon	Supplies	3,573.79
American Mathematics Competitions	HAL	157.00
Americom	Maintenance	481.00
ASCD	Dues & Fees	89.00
Awards Unlimited	Supplies	736.25
Baker & Taylor	Books	27.92
Berniklau Education Solutions Team	Pupil Services	69,234.87
Blick Art Materials	Supplies	1,727.67
BlueCross BlueShield	Health Insurance	415,018.67
Brozek, Emilia	Supplies	12.95
Bush, Douglas W.	Supplies	1,500.00
Campbell Cleaning	Services	12,000.00
Canon Financial Services	Lease	1,204.04
Capital Business Systems, Inc	Lease	2,624.58
Card Services	Equipment	1,469.94
Cash-Wa Distributing	Food	17,834.50
CDWG	Tech. Supplies	799.66
Central Nebraska Rehabilitation Services	Pupil Services	3,916.56
City of Seward Utility Dept	Utilities	45,486.03
Class Intercom	Dues & Fees	50.00
Computer Hardware	Technology	2,193.00
Cornhusker International Trucks	Transportation	442.19
Culligan	Maintenance	398.60
DAS	Distance Learning	259.49
Davisson Furniture Center	Equipment	609.95
Dietze Music	Supplies	166.50
Dominy, Jessica	Other	119.73
Gayle Ellis	Pupil Services	6,764.10
ESU 4	Distance Learning	7,000.00
ESU 6	ESU Expense	15,506.32
Farmers Cooperative	Transportation	65.00
Filter Shop	Maintenance	1,755.64
Folkerts, Randy	Transportation	74.36
G&P Development Landfill	Maintenance	61.96

**SCHOOL DISTRICT OF SEWARD  
PROPOSED WARRANTS  
OCTOBER 11, 2021**

Grainger	Maintenance	54.19
Hanes, Jessica	Staff Dev	750.00
Hardwood Heaven	Supplies	3,248.09
Hartmann Construction	Maintenance	58.41
Heartland Roofing Consultants	Maintenance	1,020.00
Hennessey, Linda	Supplies	21.75
Hiland Dairy	Food	5,703.89
Hire Right	Transportation	94.20
HOBV	HAL	275.00
Houghton Mifflin Harcourt	Books	595.60
Innovative Office Solutions	Furniture/Supplies	11,071.16
JWPepper	Supplies	305.21
Kathleen A. Laughlin	Garnishment	102.00
Krutz, Jim	Equipment	700.00
KSB School Law	Legal Fees	1,652.00
Lee's Refrigeration	Maintenance	2,439.06
Lincoln First Credit Union	Garnishment	245.54
Lincoln Journal Star	Periodicals	406.13
Lincoln Winnelson Supply	Maintenance	1,050.00
Madison National Life	LTD Ins.	2,659.83
Marzano	PEAK	1,600.00
Matheson	Supplies	798.09
McGraw Hill	Books	21.63
Meehl, Jan	Pupil Services	2,880.00
Memorial Health Care Systems	Transportation	357.00
Menards	Maintenance	205.24
Messersmith, Jen	Food	647.84
Midwest Auto Parts (Napa)	Transportation	136.99
Midwest Automotive	Transportation	1,138.54
NACIA	Staff Dev	65.00
NCS Pearson	Supplies	779.08
Nebraska Council of School Admin	Dues & Fees	50.00
NSIAAA	Dues & Fees	250.00
One Source	Admin. Expense	170.00
O'Reilly	Transportation	240.19
Pac N Save	Maintenance	200.56
Pac N Save	Food	1,969.94
Paper Tiger	Business Support	30.00
Pay Flex	Section 125	637.70
Pepsi	Food	3,202.40
Pflughaupt, Brandi	Books	51.55
Reed Electric	Maintenance	3,802.26
Rickert, Ben	Supplies	5.79
School Specialty	Supplies	1,551.25
Seward County Independent	Advertising	1,127.95
Seward High School Activity Fund	Books	110.00
Seward Lumber	Maintenance	1,902.14
Southeast Community College	SENCAP	12,342.00
Sports Express	Supplies	588.00
Sports Facility Maintenance, LLC	Maintenance	500.00

**SCHOOL DISTRICT OF SEWARD  
PROPOSED WARRANTS  
OCTOBER 11, 2021**

Sullivan-Scott, Elizabeth	Staff Dev	750.00
Sysco	Food	12,072.48
TAESE/USU	Training	250.00
Teacher Direct	Supplies	171.82
Time Warner Cable	Phone	109.98
TK Elevator Corp.	Maintenance	1,548.49
Unite Private Networks	Distance Learning	1,407.18
UNUM	Life Ins.	532.80
Uribe	Services	1,818.00
US Cellular	Communications	253.44
US Foods	Food	17,628.27
Verizon	Telephone	152.66
Virco	Furniture	4,997.62
WaterLink	Maintenance	721.50
Wells Fargo	Equipment	488.04
Wells Fargo	Travel/Mileage	10.40
Windstream	Telephone	2,271.36
<b>TOTAL GENERAL FUND CLAIMS</b>		<b>1,914,166.36</b>

SCHOOL DISTRICT OF SEWARD  
PROPOSED GIFTS AND DONATIONS CLAIMS  
OCTOBER 11, 2021

KRATOS PERFORMANCE

HIGH SCHOOL

7,500.00

TOTAL

7,500.00

**School District of Seward  
Staff Item for Placement on School  
Board Agenda**

I request the following item or items be placed on the Seward Board of Education agenda for the October 2021 (month/day/year) meeting.

The title of the agenda item and the request (may need to include what action you would like the board to take):

FFA National Convention - FFA would like to attend  
National Convention in Indianapolis, Indiana October  
26th - 30th

Pertinent Background Information:

National FFA has a mask mandate for all FFA activities  
during National Convention. We plan to take 10-12 students.

Name of Staff Member Emilia Brozek

Date 9-15-2021

Principal's Comments:

FFA pays for costs

  
Principal's Signature

9-16-21  
Date