



Mission Consolidated Independent School District

- 1201 Bryce Drive, Mission, Texas 78572
- Telephone: (956) 323 5505 Fax: (956) 323 5634
- Website: www.mcisd.net

Notice and Agenda

The Board of Trustees of the Mission Consolidated Independent School District will hold a **Board of Trustees WORKSHOP** on **Wednesday, October 1, 2025, 6:30 PM** in the **Administration Office Eagles Staff Development Room, 1201 Bryce Dr., Mission, TX 78572**. At this meeting, the Board may deliberate or act on any of the subjects listed on this agenda. The President may change the order of items listed below for the convenience of the meeting. **Notice Regarding Executive Session:** The Board of Trustees may convene in a closed meeting (Executive Session) at any time during the course of this meeting as authorized by the Texas Open Meetings Act, Tex. Gov't Code §§ 551.071, 551.072, 551.073, 551.074, 551.076, 551.082, 551.0821, 551.0785, 551.089, 551.087, §§ 418.175-.182, and Tex. Educ. Code § 39.030(a). Any final action or decision on a matter deliberated in a Executive Session will be made in open session in accordance with law.

A G E N D A

I. Call Meeting to Order

II. Acknowledge Board Members Present

III. Public Comment(s) on Specific Agenda Item(s)

IV. CURRICULUM & INSTRUCTION

1. Presentation(s) to the Board of Trustees

- a. Texas Strategic Leadership – HB 3 Goals
- b. Crib to College Update
- c. Bilingual/ESL Program Annual Evaluation 4
- d. Possible Head Start Partnership Expansion 5

2. Discussion and Possible Action for Next Board Meeting

- a. 2025-2026 District Improvement Plan and Campus Improvement Plans 14
- b. Remote Homebound Instruction Waiver for General Education 167
- c. Remote Homebound Instruction Waiver for Special Education 168
- d. School Library Materials – Titles Proposed for Procurement 169

V. FACILITIES & OPERATIONS

1. Construction Projects

- a. Final Completion, Less Betterment Fund Allowance, Less Liquidated Damages, and Final Payment for the Mission CISD District-Wide Roofing Repairs for the Mission CISD Annex Building – EGV Architects 200
- b. Substantial and Final Completion, Less Betterment Fund Allowance, Less Liquidated Damages, and Final Payment for the Mission CISD Discus/Shot Put at VMHS - PBK Architect 209
- c. Discussion on the Design Build Solicitation instrument for HVAC projects

2. Warehouse/Fixed Assets/Textbooks/Records	
a. Disposal of Personal Protective Equipment Items	213
3. Board of Trustees Information Items	
a. Mission CISD – Athletics Facilities Assessments	
b. Mission CISD – Mission CISD Facility Enhancement (SAFE) Project Package #1, #2, #3, and #4	
c. 2025 HVAC Project	
VI. <u>HUMAN RESOURCES & SUPPORT SERVICES/POLICY</u>	
1. Discussion and Possible Action for Next Board Meeting	
a. Request for Maximum Class Size Waiver Application for 2025-2026 School Year	219
b. Resolution for Delegation of Authority to the Superintendent for Submission of Waiver Requests Related to Student Attendance Accounting	221
VII. <u>BUSINESS & FINANCE</u>	
1. Discussion and Possible Action for Next Board Meeting	
a. Bids, Proposals, and Purchases of \$50,000 and Over	
(1) Vehicle Equipment, Supplies, and Repairs	223
(2) Renewal of Contract for Athletic Equipment and Supplies	226
b. Adjustment to the Self- Funded Health Insurance Plan Employer Premium Contribution	230
c. Renewal of Interlocal Cooperation Agreement with Hidalgo County Tax Assessment and Collection for Tax Year 2025	231
d. Mission CISD Board Resolution Nominating Candidates for Hidalgo County Appraisal District Board of Directors (2026-2029)	233
e. Budget Amendment	235
f. Donations	239
g. Tax Collection Report	253
2. Board of Trustees Information Items	
a. Financial Reports:	
(1) General Fund and Debt Service	281
(2) Cash Disbursements	284
VIII. Important Dates to Remember	
1. Wednesday, October 8, 2025, Regular Board of Trustees Meeting at 6:30 p.m. Location: Mission CISD Annex	
IX. Adjournment	

This Notice was posted by 3:00 p.m., on September 25, 2025.



Dr. Cris Valdez, Superintendent of Schools

Mission Consolidated Independent School District

SUBJECT: Bilingual/ESL Program Annual Evaluation Presentation

PRESENTER: Angelina Martinez, Director for Bilingual/ESL Education

BACKGROUND INFORMATION

As per Texas Education Code (TEC) §29.053, all school districts are required to conduct annual evaluations of their Bilingual Education and English as a Second language (ESL) programs. The evaluation should consist of a full range of data that will determine program effectiveness to ensure student academic success. The annual evaluation report shall be presented to the board of trustees before November 1st of each year and the report shall be retained at the school district level in accordance with TEC, §29.062.

ADMINISTRATIVE CONSIDERATIONS

N/A

FUNDING SOURCE / AMOUNT


N/A

RECOMMENDATION:

N/A

CONTACT PERSON(S)

Cynthia Wilson, Assistant Superintendent of Curriculum & Instruction
Angelina Martinez, Director for Bilingual/ESL Education



MISSION CISD & HIDALGO COUNTY HEAD START PROGRAM PARTNERSHIP EXPANSION OPPORTUNITY

OCTOBER 1, 2025



MISSION CISD & HIDALGO COUNTY HEAD START PROGRAM
COLLABORATION MEETING

SEPTEMBER 25, 2025 – 2:00 PM




WE'RE ON A MISSION: STRONG STARTS CREATE STRONG FUTURES

1. Academic Foundation
2. Social and Emotional Growth
3. Access and Inclusion
4. District-Level Advantages
5. Family and Community Benefits

CURRENT HEAD START & MISSION CISD MODEL

Campus	Enrollment	MCISD Staffing	HS Staffing
Salinas Elementary	4 Classrooms 65 Enrollment	3 ISD Teachers	1 – Campus Director 4 – Asst Teachers (AA degree ECE) 2 – Disability Aide/Floaters (CDA-PreK) 2 – Social Workers/Case Managers 1 – Custodian
Mission Head Start	3 Classrooms 63 Children	3 ISD Teachers	Same as Salinas Elementary (Proportional to Enrollment)
Mission Early Head Start (EHS) Projected Start Date: January 2026	3 Classrooms -	1 ISD Paraprofessional (EHS Teacher) HS will pay for Infant/Toddler CDA	Same as Salinas Elementary (Proportional to Enrollment)



PROPOSAL FOR SCHOOL YEAR 2026-2027

PROPOSAL FOR 2026-27 MCISD EC ACADEMY

Campus	Enrollment	MCISD Staffing	HS Staffing
<p>_____?_____ Early Childhood Academy (elementary school would be selected as the site)</p>	<p>16 Classrooms 320 Enrollment</p>	<p>1 – Asst Principal/Principal (Optional) 16 – ISD Teachers 1 – PIEMS Clerk 1 – ISD Police/Security 1 – Custodian 1 – Nurse</p>	<p>1 – Campus Director 1 – Asst Campus Director 16 – Asst Teachers (AA degree ECE) 8 – Disability Aide/Floaters (CDA-PreK) 8 – Social Workers/Case Managers 1 – Secretary 3 – Custodians</p>
<p>Mission Early Head Start (EHS)</p>	<p>6 Classrooms 48 Enrollment</p>	<p>6 EHS Paraprofessionals (Early Head Start Teachers) HS will pay for Infant/Toddler CDA</p>	<p>Same as current Mission EHS</p>
<p>Neighboring Head Start Site</p>	<p>7 Classrooms 140 Enrollment</p>	<p>7 – ISD Teachers</p>	<p>Same as current Mission Head Start</p>

NEXT STEPS

We are here

Review Proposal and Conduct Internal Data Analysis
– MCISD

Decision to Move Forward - MCISD

MCISD and Head Start – Letter of Commitment

Amend MOU

MCISD and HCHSP Board Approval – MOU

The REAL Work Begins – MCISD & Head Start

MISSION CISD IMPLEMENTATION ROADMAP

Internal Data Analysis – MCISD

Strategic Alignment

Staffing Planning

Facility Planning

Operations & Logistics

Financial & Resource Planning

Communications & Change Management

THANK YOU

Where the learning
begins...
and success follows.



SUBJECT: 2025-2026 District Improvement Plan and Campus Improvement Plans
PRESENTER: Cynthia Wilson, Asst. Superintendent for Curriculum & Instruction

BACKGROUND INFORMATION

The Board shall approve and periodically review the District’s mission and goals to improve student performance. The mission, goals, and the approved district and campus objectives shall be mutually supportive and shall support the state goals and objectives under Education Code, Chapter 4.

The Board shall ensure that the district and campus improvement plans, as applicable, address all elements required by federal law for receipt of Title I, Part A funds, including elements pertaining to family and community engagement.

The Board shall ensure that administrative procedures meet legal requirements in the areas of planning, budgeting, curriculum, staffing patterns, staff development, and school organization; adequately reflect the district’s planning process; and include implementation guidelines, time frames, and necessary resources. BQ (LOCAL).

ADMINISTRATIVE CONSIDERATIONS

The District Improvement Plan was developed and revised in September, 2025, and addresses the identified areas of need included in the comprehensive needs assessment. The required members identified in BQA (Local) developed these plans. The District and Campus Improvement Plans, which include the district’s mission and goals to improve student performance, address all the elements required by federal law for receipt of Title I, Part A funds, and ensure that administrative procedures meet legal requirements, need to be board approved.

RECOMMENDATION:

2025-2026 District Improvement Plan and Campus Improvement Plans

FUNDING SOURCE / AMOUNT

Not applicable

CONTACT PERSON(S)

Cynthia Wilson, Asst. Superintendent for Curriculum & Instruction
Kim Risica, Ex. Director for Special Programs & School Improvement

Mission CISD
District Improvement Plan
2025-2026

Accountability Rating: B



Mission Statement

Mission CISD ensures a quality and equitable education for our community of learners by providing the necessary academic, social, physical, and technological knowledge and skills to become successful lifelong learners and productive citizens.

Vision

MISSION CISD will prepare and inspire all students to be equipped to excel in the college and career of their choice, dominate skills in leadership, knowledge, language, and technology to compete in a global economy and serve as successful citizens in their community.

16

Value Statement

The Mission CISD Way:

We believe in:

- **Excellence** – challenging all students and staff to achieve their highest potential.
- **Integrity** – always doing what’s right by being an honest and trustworthy citizen.
- **Responsibility** – fostering accountability in students, staff, and the district as a whole.
- **Collaboration** – working together with students, families, staff, and community to achieve shared goals.
- **Innovation** – encouraging creativity, forward-thinking, and the adoption of new ideas to enhance learning and teaching.

Table of Contents

The Mission CISD Way:	2
Comprehensive Needs Assessment	4
Demographics	4
Student Learning	6
District Processes & Programs	9
Perceptions	12
Priority Problem Statements	14
Comprehensive Needs Assessment Data Documentation	16
Goals	18
Goal 1: All Mission CISD students will receive high quality curriculum and instruction to ensure College and Career Readiness.	18
Goal 2: Mission CISD will partner with parents and community to enhance student opportunities.	43
Goal 3: Mission CISD will recruit, select, and retain highly qualified personnel.	50
Goal 4: Mission CISD will maintain efficient operations teams to include the support of mental health, guidance and counseling, safe learning environment, technology, finance and facilities.	55
State Compensatory	80
Budget for District Improvement Plan	17 80
Personnel for District Improvement Plan	80
Title I	81
Title I Personnel	82
District Educational Improvement Council	83
Assurances	85
Statutorily Required Assurances	85
District Funding Summary	86
Addendums	100

Comprehensive Needs Assessment

Demographics

Demographics Summary

Mission CISD is located in the Rio Grande Valley and has an enrollment of 14,068 students as per the 2023-2024 TAPR Report. We have a total of 21 campuses which include 14 elementary, 4 Jr. Highs, 2 comprehensive high schools, 1 Collegiate High School. District sub populations are as follows:

Hispanic - 97.4%, African American - 0.1%, White - 2.3%, Asian - 0%

Female - 49.1%, Male - 50.9%

Economically Disadvantaged - 86.0%, Emergent Bilingual - 38.3%, Foster Care - 0%, Homeless - 0.4%, Migrant - 1.0%, Title I - 100%, At Risk - 78.8%, Gifted/Talented - 11.5%, Special Education - 11.8%

Class of 2023 Graduation Rate - 94.3%

Class Size Information District: Elementary: Kindergarten 17.3, Grade 1 17.9, Grade 2 19.7, Grade 3 17.4, Grade 4 17.4, Grade 5 19.0, Grade 6 17.9, Secondary: English/Language Arts 17.6, Foreign Languages 13.0, Mathematics 15.2, Science 18.3, Social Studies 19.3

Staff Information: Total Staff - 2,288.9, Professional Staff - 1,287.3, Teachers - 971.6, Professional Support - 232.3, Campus Administration (School Leadership) - 48.4, Central Administration - 35, Educational Aides - 257.1, Auxiliary Staff - 744.5

Teachers by Years of Experience: Beginning Teachers 18, 1-5 Years Experience 189.8, 6-10 Years Experience 224.6, 11-20 Years Experience 344.7, 21-30 Years 155.2, Over 30 Years 39.3

Teachers by Highest Degree Held: No Degree 12.9, Bachelors 751.3, Masters 205.6, Doctorate 1.8

Staff Quality, Recruitment, and Retention

Mission CISD values the retention and recruitment of talented and effective personnel by ensuring a competitive compensation plan for all employees. Positions at Mission CISD are highly sought after and typically attract a large number of highly qualified and experienced personnel. The district reviews and proposes revisions to instruction and co-curricular stipends annually in order to align with the market.

Parent and Family Engagement

Mission CISD has an enrollment of over 14,000 young students and provides over 2,300 jobs for the community. Mission is located in Hidalgo County and is bordered by the cities of McAllen to the east and La Joya to the west. The primary languages spoken are English and Spanish. Mission has a population of 88,251 and it's largest employers are Mission CISD and HEB. The unemployment rate in the Mission area is 6%.

Demographics Strengths

The District's enrollment has not increased from the 24-25 school year and the district continues to struggle with attendance rate; however, we are not at the 10% goal. We are currently stepping up our efforts to increase our numbers and the daily attendance percentages.

The Beginning of the year ADA was higher than last year. Attendance Committee created to assist with collaboration and sharing of ideas to increase daily attendance.

Low overall teacher turnover rate...50% or more of teachers have 6+ years of experience.

Professional development opportunities are provided for all teachers and staff...Culturally aware teachers and staff.

High number of TIA certified teachers.

Mission CISD commits to providing competitive wages and benefits, including employee health, dental, and life insurance.

Problem Statements Identifying Demographics Needs

19

Problem Statement 1 (Prioritized): Increase the level of academic achievement for both Special Education and Emergent Bilingual subgroups.

Root Cause: More focus and intentional support for the students identified in these sub groups. High teacher:student ratio

Problem Statement 2 (Prioritized): Increase positive behavior supports for special education students to decrease discipline issues and removals to in school suspension and/or out of school suspensions.

Root Cause: More professional development in the area of Chapter 37. Lack of implementation of PBIS and parent involvement

Problem Statement 3 (Prioritized): Increase District ADA and student enrollment

Root Cause: We have continued to show a decrease in enrollment for 25-26 which can be attributed to many factors including low birth rates, area charter schools, out of district enrollment, high mobility, and housing.

Problem Statement 4 (Prioritized): Increase the passing rate of all student groups with additional targeted support to EB and SPED population in all subjects with a focus on Math, Reading, Writing, Social Studies, and Science on STAAR.

Root Cause: Influx of recent immigrant students this year as well as special education and Dyslexia students. Large academic gaps.

Problem Statement 5: Increase the awareness of the Stay Alert School Safety Program through the use of promotional items such as magnets, decals, pencils, rulers, posters, etc.

Root Cause: Lack of promotion

Student Learning

Student Learning Summary

State Accountability Ratings

The state accountability system assigns a letter grade to each district and campus-based on performance in three different domains: student achievement, school progress, and closing the gaps.

Domain I: Student achievement measures whether students have met grade-level expectations as measured by the STAAR test. This domain also takes into account graduation rates and college, career, and military readiness (CCMR).

Domain II: School Progress measures how much better students perform on STAAR tests from year to year.

Domain III: Closing the Gaps measures the performance of student population subgroups in comparison to state goals.

Texas Education Agency

2023 Accountability Rating Overall Summary MISSION CISD (108908) - HIDALGO COUNTY

* Confidential *

Summary

Overall score or rating updated as a result of a Data Compliance Review.
[Learn more: Data Compliance Review](#)

	Scaled Score	Rating	Proportion of Overall Rating
Overall	78	C	
Student Achievement	75	C	0%
School Progress	81	B	70%
Academic Growth	69	D	
Relative Performance (Eco Dis: 86.7%)	81	B	
Closing the Gaps	75	C	30%

Distinction Designations



TEA | Analytics, Assessment, and Reporting | Performance Reporting

Image Caption

Overall, for 23-24, the district has an overall rating of a 78 (C).

Campus #	District/Campus Name	School Type	Grades Served	Paired	Students	Alt Ed	Eco Dis	Overall		Student Achievement		School Progress				Support Label		
								Rating	Score	Rating	Score	Academic Growth		Relative Performance			Closing the Gaps	
												Rating	Score	Rating	Score	Rating	Score	
MISSION CISD					14,493	No	86.7%	C	78	C	75	D	69	B	81	C	75	
108908107	ALTON EL	Elementary	PK - 05	No	388	No	94.8%	B	87	C	71	B	85	C	79	A	90	
108908101	BRYAN EL	Elementary	PK - 05	No	651	No	71.3%	B	82	C	77	C	74	B	83	C	78	
108908108	CANTU EL	Elementary	PK - 05	No	417	No	94.2%	B	88	C	73	B	86	B	82	A	91	
108908112	CARL C WAITZ EL	Elementary	PK - 05	No	396	No	98.2%	C	73	D	60	C	74	D	69	C	72	
108908102	CASTRO EL	Elementary	PK - 05	No	360	No	95.3%	B	85	C	73	B	83	B	82	A	90	
108908116	HILDA C ESCOBAR/ALICIA C RIOS EL	Elementary	PK - 05	No	373	No	87.4%	C	73	D	67	D	69	C	73	C	73	
108908115	HURLA M MIDKIFF EL	Elementary	PK - 05	No	665	No	80.8%	B	86	C	77	B	80	B	84	A	90	
108908109	LEAL EL	Elementary	EE - 05	No	463	No	88.8%	B	86	C	75	B	87	B	84	B	83	
108908104	MARCELL EL	Elementary	PK - 05	No	423	No	84.2%	D	66	F	59	D	66	D	62	D	65	
108908110	MIMS EL	Elementary	PK - 05	No	697	No	64.8%	A	90	B	82	B	89	B	85	A	92	
108908121	MISSION EARLY LEARNING	Elementary	PK - PK	Yes	351	No	100%	C	78	Not Rated		Not Rated		Not Rated		Not Rated		
108908111	OLLIE O'GRADY EL	Elementary	EE - 05	No	441	No	91.4%	B	87	C	72	B	87	B	80	B	86	
108908105	PEARSON EL	Elementary	PK - 05	No	373	No	93.6%	B	89	C	71	A	90	C	79	B	88	
108908114	RAQUEL CAVAZOS EL	Elementary	PK - 05	No	554	No	86.8%	B	82	C	72	B	82	B	80	B	83	
108908113	SALINAS EL	Elementary	PK - 05	No	366	No	95.1%	B	87	C	77	B	85	B	86	A	90	
108908043	ALTON MEMORIAL J H	Middle School	06 - 08	No	819	No	91.1%	D	66	D	62	F	59	C	72	F	51	
108908041	MISSION J H	Middle School	06 - 08	No	680	No	78.5%	B	85	C	75	B	82	B	85	B	84	
108908044	RAFAEL A CANTU J H	Middle School	06 - 08	No	594	No	91.2%	C	75	D	65	F	58	C	77	C	70	Tgt Supp
108908042	WHITE J H	Middle School	06 - 08	No	847	No	90.4%	B	81	C	72	C	73	B	83	C	77	
108908038	HIDALGO CO J J A E P	High School	10 - 11	No	3	No	100%	Not Rated		Not Rated		Not Rated		Not Rated		Not Rated		
108908004	MISSION COLLEGIATE H S	High School	09 - 12	No	438	No	86.5%	A	97	A	97	B	86	A	97	A	98	
108908001	MISSION H S	High School	09 - 12	No	2,216	No	91.1%	C	75	C	76	F	59	C	79	D	65	
108908002	VETERANS MEMORIAL H S	High School	09 - 12	No	1,932	No	80.6%	B	81	B	81	D	60	B	83	C	76	
108908039	ROOSEVELT ALTERNATIVE SCHOOL	Elem/Sec	03 - 12	No	46	No	89.1%	Not Rated		Not Rated		Not Rated		Not Rated		Not Rated		

21

Texas Education Agency														
2025 A-F Accountability Listing														
MISSION CISD (108908) - HIDALGO COUNTY														
District/Campus Name	Eco Dis	School Progress												Support Label
		Overall Rating	Overall Score	Student Rating	Student Score	Academic Rating	Academic Score	Relative Rating	Relative Score	Closing the Rating	Closing the Score			
ALTON EL	93.5%	D	69	D	65	D	69	C	72	D	68			
BRYAN EL	71.4%	B	85	B	82	C	79	B	87	C	79			
CANTU EL	91.2%	A	91	C	76	A	91	B	85	A	90			
CASTRO EL	91.8%	B	84	C	77	C	70	B	85	B	83			
RAQUEL CAVAZOS EL	85.8%	A	91	C	73	A	92	B	81	B	88			
ESCOBAR/ALICIA C RIOS EL	82.6%	C	72	D	67	F	59	C	72	C	72			
LEAL EL	89.2%	A	91	B	82	B	82	A	90	A	92			
MARCELL EL	86.5%	D	69	D	69	F	57	C	75	D	62			
HURLA M MIDKIFF EL	78.1%	B	86	C	77	B	80	B	84	A	92			
MIMS EL	68.9%	B	84	C	76	B	82	B	81	B	87			
OLLIE O'GRADY EL	91.7%	C	77	C	71	C	75	C	79	C	73			
PEARSON EL	91.2%	C	73	D	64	C	74	C	70	C	72			
SALINAS EL	97.5%	B	89	C	78	B	85	B	88	A	92			
CARL C WAITZ EL	97.5%	C	75	D	65	D	65	C	74	C	76	ATS		
MISSION EARLY LEARNING	98.9%	B	83	Not Rated		Not Rated		Not Rated		Not Rated				
MISSION CISD	86.2%	B	83	C	77	D	69	B	84	B	81			

Student Learning Strengths

Increase in campuses receiving an "A" in accountability with a Focus on attainment of 35% at the Mastery Level.

District overall rating increased from a 78 (C) in 23-24 to an 83 (B) rating in 24-25.

Problem Statements Identifying Student Learning Needs

Problem Statement 1 (Prioritized): Increase the passing rate of all student groups with additional targeted support to EB and SPED population in all subjects with a focus on Math, Reading, Writing, Social Studies, and Science on STAAR.

Root Cause: Influx of recent immigrant students this year as well as special education and Dyslexia students. Large academic gaps.

Problem Statement 2 (Prioritized): Update technology for the integration of technology into instruction for use by students.

Problem Statement 3 (Prioritized): Consistency of District intervention resources

Problem Statement 4 (Prioritized): Focus on students attainment at the meets and mastery levels of STAAR to attain "A" in accountability. The District will focus on attainment of 35% at the Mastery Level and campus distinctions.

22

Problem Statement 5 (Prioritized): Increase the level of academic achievement for both Special Education and Emergent Bilingual subgroups.

Root Cause: More focus and intentional support for the students identified in these sub groups. High teacher:student ratio

Problem Statement 6 (Prioritized): Increase positive behavior supports for special education students to decrease discipline issues and removals to in school suspension and/or out of school suspensions.

Root Cause: More professional development in the area of Chapter 37. Lack of implementation of PBIS and parent involvement

District Processes & Programs

District Processes & Programs Summary

Improvement of student academic achievement continues to be an area of need. The District received an overall rating of a B (83%) for the 24-25 school year. The District continues to address all safety concerns to ensure parents and students feel safe in the learning environment.

Texas Education Agency											
2025 A-F Accountability Listing											
MISSION CISD (108908) - HIDALGO COUNTY											
District/Campus Name	Eco Dis	Overall Rating	Student Score	Student Rating	School Academic		School Progress		Closing the Gap		Support Label
					Rating	Score	Rating	Score	Rating	Score	
ALTON EL	93.5%	D	69	D	65	D	69	C	72	D	68
BRYAN EL	71.4%	B	85	B	82	C	79	B	87	C	79
CANTU EL	91.2%	A	91	C	76	A	91	B	85	A	90
CASTRO EL	91.8%	B	84	C	77	C	70	B	85	B	83
RAQUEL CAVAZOS EL	85.8%	A	91	C	73	A	92	B	81	B	88
ESCOBARALICIA C RIOS EL	82.6%	C	72	D	67	F	59	C	72	C	72
LEAL EL	89.2%	A	91	B	82	B	82	A	90	A	92
MARCELL EL	86.5%	D	69	D	69	F	57	C	75	D	62
HURLA M MIDKIFF EL	78.1%	B	86	C	77	B	80	B	84	A	92
MISIS EL	68.9%	B	84	C	76	B	82	B	81	B	87
OLLIE O'GRADY EL	91.7%	C	77	C	71	C	75	C	79	C	73
PEARSON EL	91.2%	C	73	D	64	C	74	C	70	C	72
SALINAS EL	97.5%	B	88	C	78	B	85	B	88	A	92
CAROL C WATZ EL	97.5%	C	75	D	65	D	65	C	74	C	76
MISSION EARLY LEARNING	98.9%	B	83	Not Rated		Not Rated		Not Rated		Not Rated	ATS
MISSION CISD	88.2%	B	83	C	77	D	69	B	84	B	81

Student Code of Conduct

23

Secondary administrators review the student code of conduct with students at the start of each school year. Information is presented to parents at the elementary level during parent nights. Copies of the handbook are available to parents of all students.

Anti-Bullying

Bullying behavior by a student is prohibited and is considered unacceptable behavior. This includes any form of bullying, cyberbullying, or retaliation. The district will investigate promptly any bullying allegation and take action to end behavior and restore student safety.

SEL Programs

Mission CISD provides support to students such as counselors, social workers and LPCs. The district utilizes the strategies of Capturing Kids Hearts and gathers data through surveys. This data is analyzed annually to evaluate the effectiveness of the program.

Personnel

Mission CISD values hiring and retaining talented and effective personnel by ensuring a competitive compensation plan for all district staff.

Curriculum & Instruction

Mission CISD utilizes a district developed curriculum for RLA, Math, Science and Social Studies for grades kindergarten through 12th. Campus based PLCs allow time for teachers to collaborate in the planning process. Monitoring is supported through classroom observations, coordinator follow-up meetings, and analysis of assessment results.

Parent & Family Engagement

The engagement of parents is improved by designating a FaCE liaison to all campuses. The elementary campuses have started the sharing on one liaison for every two schools and the

each secondary is currently assigned one full time liaison. All campuses hold two monthly meetings for parents focusing on topics aligned to Title I, Part A and parent feedback. The district is also providing GED and ESL continuing education classes through a collaboration with Region One ESC.

Gifted and Talented

Mission CISD meets the needs of GT students by supplementing their educational experience with enrichment programs and activities.

Career and Technology Education (CTE)

CTE offers a sequence of courses that provide students with coherent and rigorous content. CTE content is aligned with challenging academic standards and relevant technical knowledge and skills needed to prepare for further education and careers in current or emerging professions.

Professional Practices

The main decision making body in Mission CISD is the Board of Trustees. We also have a District Educational Improvement Council which includes, teachers, administrators and parents and serves the district in an advisory capacity.

The district improvement plan consists of four goals designed to cover academics, parent and community, technology, facilities, and finances. The district improvement plan has a calendar which indicates the time for formative assessment (twice a year) and summative assessment in June.

Professional Development

Mission CISD will focus its professional development during the 2025-2026 school year in the areas of Effective District Framework, TSL, RBIS, Lesson Internalization, Data Analysis, and school improvement.

24

Special Education

The Special Education Programs ensures that all eligible students receive a Free and Appropriate Public Education as mandated by Federal law. The Special Education Program begins by meeting its child find obligations by conducting evaluations of all children who live within the boundaries and are suspected of having disabilities. Specifically designed instruction and related services are then provided to students who meet eligibility criteria. The goal of all services is to prepare students for post secondary education, employment, and independent living. Currently the district services approximately 1,663 students.

Bilingual and ESL

Mission CISD offers a Dual Language Bilingual Program for elementary campuses and the English as a Second Language (ESL) for all secondary campuses. Bilingual education programs are designed to make academic content accessible to Emergent Bilinguals through the development of literacy and academic skills in the students' primary language and English. ESL is designed to make grade level academic content accessible to English learners. MCISD currently services approximately 5,341 Emergent Bilingual students.

District Processes & Programs Strengths

- New Employee Orientation
- New Teacher Academy
- Substitute Teacher Academy
- New Teacher Mentor Program
- Competitive Compensation
- TIA designated district
- Campus Parental Representation
- Technology Integration

Problem Statements Identifying District Processes & Programs Needs

Problem Statement 1 (Prioritized): Increase student participation in extra curricular activities to decrease discipline problems

Problem Statement 2 (Prioritized): Monitor the social and emotional needs of students to include character education

Root Cause: social media, cultural trends, funding sustainability for LPC staff

Problem Statement 3 (Prioritized): Ensure district and campus safety needs are continuously assessed and addressed

Root Cause: funding

25

Problem Statement 4 (Prioritized): Recruit and retain highly effective teachers by evaluating market salaries.

Root Cause: Increase in special programs enrollment and rising teacher expectations

Problem Statement 5 (Prioritized): Increase positive behavior supports for special education students to decrease discipline issues and removals to in school suspension and/or out of school suspensions.

Root Cause: More professional development in the area of Chapter 37. Lack of implementation of PBIS and parent involvement

Problem Statement 6 (Prioritized): Increase District ADA and student enrollment

Root Cause: We have continued to show a decrease in enrollment for 25-26 which can be attributed to many factors including low birth rates, area charter schools, out of district enrollment, high mobility, and housing.

Problem Statement 7 (Prioritized): HVAC Concerns have increased.

Root Cause: HVAC units are in need of replacement.

Problem Statement 8: Increase the awareness of the Stay Alert School Safety Program through the use of promotional items such as magnets, decals, pencils, rulers, posters, etc.

Root Cause: Lack of promotion

Perceptions

Perceptions Summary

Students' attendance is still below the pre-covid averages. However, the district continue to monitor on a daily basis and encourages campuses to implement an incentive program to increase ADA.

Another area of concern is safety at the campuses. Due to social media postings, the district has taken advanced measures to ensure safety measures at all campuses and district facilities.

A small number of students are sent to DAEP and JJAEP for discretionary purposes and mandatory purposes. The most common offense is vaping.

Each campus provides Title I meetings in which parents are explained the requirements and the rights of parents to be involved.

Perceptions Strengths

Remember that Mission CISD prioritizes safety and in light of these threats has added

26

additional layers of protection, increasing patrols at all 22 campuses. Our Superintendent and Director for Security work closely with local law enforcement agencies, with both the district and the local law enforcement agencies actively monitoring. Also, the district has the following proactive safety measures in place:

Security Presence: We have security guards and designated police officers at every campus, ensuring immediate response and a secure environment.

Safety Vestibules: Safety vestibules have been installed and completed across all campuses, enhancing controlled access to each school building.

Silent Alert Systems: Each campus is equipped with silent alert technology, allowing staff to notify authorities discreetly in case of emergencies.

24/7 Monitoring: Our in-house communications team monitors approximately 2,500 security cameras district-wide, ensuring round-the-clock vigilance.

Ballistic Window Protection: We've added ballistic shatter-resistant window film to all our campuses for added protection against external threats.

Training and Preparedness: We conduct regular active shooter training for staff and students with law enforcement agencies to prepare for emergencies.

Fencing: all campuses are undergoing new fencing projects

MCISD staff works closely with students in the area of anti-bullying. Campus counselors provide lessons to the students in this area of prevention and awareness.

Problem Statements Identifying Perceptions Needs

Problem Statement 1 (Prioritized): Assess and address student bullying policies and processes.

Root Cause: student and parent awareness

Problem Statement 2 (Prioritized): Increase Parental involvement and Collaborative Partnerships to ensure businesses, schools, and communities work together to accomplish district goals.

Root Cause: For 25-26, the district will continue to advocate for parent volunteers and in-person FaCE meetings while maintaining safety protocols.

Problem Statement 3: Continue to offer First Offense Program to address DAEP placements for first time offenders at both the Jr. High and High School level.

Root Cause: The district has seen an increase in student vaping offenses.

Problem Statement 4 (Prioritized): Increase District ADA and student enrollment

Root Cause: We have continued to show a decrease in enrollment for 25-26 which can be attributed to many factors including low birth rates, area charter schools, out of district enrollment, high mobility, and housing.

Priority Problem Statements

Problem Statement 1: Increase District ADA and student enrollment

Root Cause 1: We have continued to show a decrease in enrollment for 25-26 which can be attributed to many factors including low birth rates, area charter schools, out of district enrollment, high mobility, and housing.

Problem Statement 1 Areas: Demographics - District Processes & Programs - Perceptions

Problem Statement 2: Increase the level of academic achievement for both Special Education and Emergent Bilingual subgroups.

Root Cause 2: More focus and intentional support for the students identified in these sub groups. High teacher:student ratio

Problem Statement 2 Areas: Demographics - Student Learning

Problem Statement 3: Increase positive behavior supports for special education students to decrease discipline issues and removals to in school suspension and/or out of school suspensions.

Root Cause 3: More professional development in the area of Chapter 37. Lack of implementation of PBIS and parent involvement

Problem Statement 3 Areas: Demographics - Student Learning - District Processes & Programs

28

Problem Statement 4: Increase the passing rate of all student groups with additional targeted support to EB and SPED population in all subjects with a focus on Math, Reading, Writing, Social Studies, and Science on STAAR.

Root Cause 4: Influx of recent immigrant students this year as well as special education and Dyslexia students. Large academic gaps.

Problem Statement 4 Areas: Demographics - Student Learning

Problem Statement 5: Update technology for the integration of technology into instruction for use by students.

Root Cause 5:

Problem Statement 5 Areas: Student Learning

Problem Statement 6: Consistency of District intervention resources

Root Cause 6:

Problem Statement 6 Areas: Student Learning

Problem Statement 7: Increase student participation in extra curricular activities to decrease discipline problems

Root Cause 7:

Problem Statement 7 Areas: District Processes & Programs

Problem Statement 8: Monitor the social and emotional needs of students to include character education

Root Cause 8: social media, cultural trends, funding sustainability for LPC staff

Problem Statement 8 Areas: District Processes & Programs

Problem Statement 9: Assess and address student bullying policies and processes.

Root Cause 9: student and parent awareness

Problem Statement 9 Areas: Perceptions

Problem Statement 10: Ensure district and campus safety needs are continuously assessed and addressed

Root Cause 10: funding

Problem Statement 10 Areas: District Processes & Programs

Problem Statement 11: Increase Parental involvement and Collaborative Partnerships to ensure businesses, schools, and communities work together to accomplish district goals.

Root Cause 11: For 25-26, the district will continue to advocate for parent volunteers and in-person FaCE meetings while maintaining safety protocols.

Problem Statement 11 Areas: Perceptions

29

Problem Statement 12: Focus on students attainment at the meets and mastery levels of STAAR to attain "A" in accountability. The District will focus on attainment of 35% at the Mastery Level and campus distinctions.

Root Cause 12:

Problem Statement 12 Areas: Student Learning

Problem Statement 13: Recruit and retain highly effective teachers by evaluating market salaries.

Root Cause 13: Increase in special programs enrollment and rising teacher expectations

Problem Statement 13 Areas: District Processes & Programs

Problem Statement 14: HVAC Concerns have increased.

Root Cause 14: HVAC units are in need of replacement.

Problem Statement 14 Areas: District Processes & Programs

Comprehensive Needs Assessment Data Documentation

The following data were used to verify the comprehensive needs assessment analysis:

Improvement Planning Data

- District goals
- HB3 Reading and math goals for PreK-3
- HB3 CCMR goals
- Campus/District improvement plans (current and prior years)

Accountability Data

- Texas Academic Performance Report (TAPR) data
- Student Achievement Domain
- Student Progress Domain
- Closing the Gaps Domain
- Effective Schools Framework data
- Comprehensive, Targeted, and/or Additional Targeted Support Identification data
- Federal Report Card and accountability data
- RDA data

30

Student Data: Assessments

- State and federally required assessment information
- STAAR current and longitudinal results, including all versions
- STAAR End-of-Course current and longitudinal results, including all versions
- STAAR released test questions
- STAAR Emergent Bilingual (EB) progress measure data
- Texas English Language Proficiency Assessment System (TELPAS) and TELPAS Alternate results
- Texas Primary Reading Inventory (TPRI), Tejas LEE, or other alternate early reading assessment results
- Advanced Placement (AP) and/or International Baccalaureate (IB) assessment data
- Career and Technical Education (CTE) Programs of Study data including completer, concentrator, explorer, participant, and non-participant information
- SAT and/or ACT assessment data
- Student failure and/or retention rates
- Local benchmark or common assessments data
- Istation Indicators of Progress (ISIP) reading assessment data for Grades PK-2
- Prekindergarten Self-Assessment Tool

Student Data: Student Groups

- Economically disadvantaged / Non-economically disadvantaged performance and participation data
- Special education/non-special education population including discipline, progress and participation data
- Migrant/non-migrant population including performance, progress, discipline, attendance and mobility data
- Emergent Bilingual (EB) /non-EB data, including academic achievement, progress, support and accommodation needs, race, ethnicity, gender etc.
- Career and Technical Education (CTE) Programs of Study data including completer, concentrator, explorer, participant, and non-participant achievements by race, ethnicity,

- gender, etc.
- Dyslexia data
- Dual-credit and/or college prep course completion data

Student Data: Behavior and Other Indicators

- Student surveys and/or other feedback
- Enrollment trends

Employee Data

- Staff surveys and/or other feedback
- Professional development needs assessment data

Parent/Community Data

- Parent surveys and/or other feedback
- Community surveys and/or other feedback

Support Systems and Other Data

- Organizational structure data
- Budgets/entitlements and expenditures data

Goals

Goal 1: All Mission CISD students will receive high quality curriculum and instruction to ensure College and Career Readiness.

Performance Objective 1: In 25-26, Increase student performance on state assessments by 5% at the meets level in all tested areas with additional support and priority for specific areas and targeted populations.

High Priority

Evaluation Data Sources: STAAR Results

Strategy 1 Details	Reviews			
<p>Strategy 1: Fully implement the vertically aligned Mission CISD Pre-K - 12 Curriculum with fidelity including the increased use of research-based instructional strategies that supports students of all abilities and includes TEKS Resource System and all supplemental instructional materials.</p> <p>Strategy's Expected Result/Impact: Student Achievement</p> <p>Staff Responsible for Monitoring: Asst. Supt. for C&I</p> <p>Results Driven Accountability</p> <p>Funding Sources: - 175 SCE Accelerated Education, - 171 State Special Education, - 161 State Career & Technical, - 211 Title I, Part A, - 165 State Bilingual/ESL</p>	Formative			Summative
	Nov	Feb	May	
				32
Strategy 2 Details	Reviews			
<p>Strategy 2: Utilize multiple sources of data including district assessments and a variety of resources to address accountability and data analysis.</p> <p>Staff Responsible for Monitoring: Asst. Supt. for C&I</p> <p>Results Driven Accountability</p> <p>Funding Sources: - 175 SCE Accelerated Education, - 211 Title I, Part A, - 161 State Career & Technical, - 171 State Special Education</p>	Formative			Summative
	Nov	Feb	May	

Strategy 3 Details	Reviews			
<p>Strategy 3: Provide support for student training and certification programs for all students to include resources and travel costs.</p> <p>Staff Responsible for Monitoring: Asst. Supt. for C&I CTE Director</p> <p>Funding Sources: - 161 State Career & Technical, - 211 Title I, Part A</p>	Formative			Summative
	Nov	Feb	May	
Strategy 4 Details	Reviews			
<p>Strategy 4: Provide resources and personnel needed to support federal and state program objectives</p> <p>Staff Responsible for Monitoring: Asst. Supt. for C&I Executive Director for Special Programs</p> <p>Results Driven Accountability</p> <p>Funding Sources: - 161 State Career & Technical, - 171 State Special Education, - 175 SCE Accelerated Education, - 165 State Bilingual/ESL, - 211 Title I, Part A, - 224 IDEA B Special Ed, - 263 Title III, Part A EL/Immigrant</p>	Formative			Summative
	Nov	Feb	May	
Strategy 5 Details	Reviews			
<p>Strategy 5: Fully implement and monitor Mission CISD curriculum documents to address the time and treatment language requirements of our District One-Way Dual Language Education Model.</p> <p>Staff Responsible for Monitoring: Bilingual/ESL Director</p> <p>Funding Sources: - 165 State Bilingual/ESL, - 263 Title III, Part A EL/Immigrant</p>	Formative			Summative
	Nov	Feb	May	
Strategy 6 Details	Reviews			
<p>Strategy 6: Utilize academic and support interventionists at each campus to target struggling students.</p> <p>Staff Responsible for Monitoring: Asst. Supt. for C&I</p> <p>Funding Sources: - 175 SCE Accelerated Education</p>	Formative			Summative
	Nov	Feb	May	

Strategy 7 Details	Reviews			
<p>Strategy 7: Support all special programs (Bilingual, migrant, gifted/talented, CTE, SPED, MTSS, Section 504) through the use of instructional materials, supplies, equipment, software, professional development, CTE Counselor, CTE Counselor secretary aligned to district goals and objectives.</p> <p>Staff Responsible for Monitoring: Asst. Supt. for C&I, Executive Directors, Directors for Bilingual/ESL, C&I and CTE, Migrant Coordinator</p> <p>Funding Sources: - 161 State Career & Technical, - 175 SCE Accelerated Education, - 165 State Bilingual/ESL, - 211 Title I, Part A, - 224 IDEA B Special Ed, - 212 Title I, Part C, Migrant, - 263 Title III, Part A EL/Immigrant, - 171 State Special Education</p>	Formative			Summative
	Nov	Feb	May	
Strategy 8 Details	Reviews			
<p>Strategy 8: Provide assistance and support to Targeted Support and Additional Targeted Improvement campus</p> <p>Staff Responsible for Monitoring: Executive Director for School Improvement</p> <p>Funding Sources: - 211 Title I, Part A, - 175 SCE Title IA, Schoolwide Activity</p>	Formative			Summative
	Nov	Feb	May	
Strategy 9 Details	Reviews			
<p>Strategy 9: Utilize Title I, Part A and Title II, Part A funds reserved for professional development and supplemental resources for student instruction.</p> <p>Staff Responsible for Monitoring: Executive Director for Special Programs</p> <p>Funding Sources: - 211 Title I, Part A, - 255 Title II, Part A</p>	Formative			Summative
	Nov	Feb	May	34
Strategy 10 Details	Reviews			
<p>Strategy 10: Develop and implement comprehensive and consistent action plans and progress monitoring strategies that support immediate identification of at-risk, EB, CCMR Complete, and SPED students to ensure graduation with cohort.</p> <p>Staff Responsible for Monitoring: Asst. Supt. for C&I, Special Programs Directors and Coordinators</p> <p>Funding Sources: - 171 State Special Education, - 175 SCE Accelerated Education, - 165 State Bilingual/ESL, - 199 CCMR, - 212 Title I, Part C, Migrant, - 263 Title III, Part A EL/Immigrant, - 211 Title I, Part A, - 161 State Career & Technical</p>	Formative			Summative
	Nov	Feb	May	
Strategy 11 Details	Reviews			
<p>Strategy 11: Promote College and Career Readiness in grades PK-12.</p> <p>Staff Responsible for Monitoring: Asst. Supt. for C&I</p> <p>Funding Sources: - 175 SCE Accelerated Education, - 199 General Fund, - 211 Title I, Part A, - 289 Title IV, Part A-SSAEP</p>	Formative			Summative
	Nov	Feb	May	

Strategy 12 Details	Reviews			
Strategy 12: Provide students with assistance, support and training on attendance, truancy and other issues that provide an educational barrier. (AROs) Staff Responsible for Monitoring: Executive Director for Secondary Funding Sources: - 175 SCE Accelerated Education	Formative			Summative
	Nov	Feb	May	
Strategy 13 Details	Reviews			
Strategy 13: Provide campuses with technology for student instructional use to promote 21st Century learning. Staff Responsible for Monitoring: Asst. Supt. for C&I, Instructional Technology Director Funding Sources: - 161 State Career & Technical, - 175 SCE Title IA, Schoolwide Activity, - 211 Title I, Part A, - 161 State Career & Technical	Formative			Summative
	Nov	Feb	May	
Strategy 14 Details	Reviews			
Strategy 14: Provide Campuses with resources to integrate music, drama, art, engineering and technology into daily instruction to promote well-rounded students prepared for 21st Century learning. Staff Responsible for Monitoring: Director for Fine Arts Funding Sources: - 211 Title I, Part A, - 289 Title IV, Part A-SSAEP	Formative			Summative
	Nov	Feb	May	35
Strategy 15 Details	Reviews			
Strategy 15: Provide supplemental phonics instructional resources to address the literacy needs of kinder-2nd grade students. Staff Responsible for Monitoring: Asst. Supt. for C&I Funding Sources: - 211 Title I, Part A	Formative			Summative
	Nov	Feb	May	
Strategy 16 Details	Reviews			
Strategy 16: Provide instructional and intervention software programs to address student academic needs. Staff Responsible for Monitoring: Asst. Supt. for C&I Funding Sources: - 175 SCE Title IA, Schoolwide Activity, - 211 Title I, Part A	Formative			Summative
	Nov	Feb	May	

Strategy 17 Details	Reviews			
Strategy 17: Provide character education materials for students to promote academic success. Staff Responsible for Monitoring: Asst. Supt. for C&I Funding Sources: - 211 Title I, Part A, - 289 Title IV, Part A-SSAEP	Formative			Summative
	Nov	Feb	May	
Strategy 18 Details	Reviews			
Strategy 18: Provide opportunities for students to accelerate through Algebra I testing in Jr. High. Staff Responsible for Monitoring: Asst. Supt. for C&I, Advanced Academics Coordinator Funding Sources: - 199 General Fund	Formative			Summative
	Nov	Feb	May	
Strategy 19 Details	Reviews			
Strategy 19: Provide opportunities for advanced learners to accelerate through Credit-by-exam Staff Responsible for Monitoring: Asst. Supt. for C&I, Advanced Academics Coordinator Funding Sources: - 199 General Fund	Formative			Summative
	Nov	Feb	May	
				36
Strategy 20 Details	Reviews			
Strategy 20: Provide enhanced learning opportunities for students. Staff Responsible for Monitoring: Asst. Supt. for C&I Funding Sources: - 199 General Fund	Formative			Summative
	Nov	Feb	May	
Strategy 21 Details	Reviews			
Strategy 21: Provide instructional resources and curriculum to support College Board Pre-AP and dual course tuition to promote the development of well rounded students. Staff Responsible for Monitoring: Asst. supt. for C&I Funding Sources: - 289 Title IV, Part A-SSAEP, - 199 General Fund	Formative			Summative
	Nov	Feb	May	
Strategy 22 Details	Reviews			
Strategy 22: Work with the Mission Economic Development Corporation on the Mission Community Career Center Project aimed at training students for jobs available in the community. Staff Responsible for Monitoring: CTE Director Funding Sources: - 161 State Career & Technical, - 244 Perkins Career and Technical Education	Formative			Summative
	Nov	Feb	May	

Strategy 23 Details	Reviews			
<p>Strategy 23: Work in partnership with South Texas College on the SCADE Welding Initiative aimed at providing at-risk students with an intensive 1 year certification training program and continuation of the Fire Safety Program for Cohort 1</p> <p>Staff Responsible for Monitoring: CTE Director</p> <p>Funding Sources: - 161 State Career & Technical, - 244 Perkins Career and Technical Education, - 289 Title IV, Part A-SSAEP</p>	Formative			Summative
	Nov	Feb	May	
Strategy 24 Details	Reviews			
<p>Strategy 24: Provide CTE students with liability insurance as needed</p> <p>Staff Responsible for Monitoring: CTE Director</p> <p>Funding Sources: - 161 State Career & Technical</p>	Formative			Summative
	Nov	Feb	May	
Strategy 25 Details	Reviews			
<p>Strategy 25: Provide reading assistance to first and second grade students from Education and Training students participating in the Barbara Bush Foundation Program</p> <p>Staff Responsible for Monitoring: CTE Director</p> <p>Funding Sources: - 161 State Career & Technical</p>	Formative			Summative
	Nov	Feb	May	37
Strategy 26 Details	Reviews			
<p>Strategy 26: Provide students opportunities to conduct real world experiences by attending clinical training in Certified Nurse Assistant, Phlebotomy, EMT and EKG training. Provide Education and Training students the opportunity to travel to elementary and jr. high school campuses to work with students as part of their practicum training (in person or virtual).</p> <p>Staff Responsible for Monitoring: CTE Director</p> <p>Funding Sources: - 161 State Career & Technical</p>	Formative			Summative
	Nov	Feb	May	
Strategy 27 Details	Reviews			
<p>Strategy 27: Services for the removal of manure and addition of sand at the Ag Farm</p> <p>Staff Responsible for Monitoring: CTE Director</p> <p>Funding Sources: - 161 State Career & Technical</p>	Formative			Summative
	Nov	Feb	May	

Strategy 28 Details	Reviews			
Strategy 28: CTE Vehicle maintenance and repairs Staff Responsible for Monitoring: CTE Director Funding Sources: - 161 State Career & Technical	Formative			Summative
	Nov	Feb	May	
Strategy 29 Details	Reviews			
Strategy 29: Printing of CTE Curriculum Bulletins Staff Responsible for Monitoring: CTE Director Funding Sources: - 161 State Career & Technical	Formative			Summative
	Nov	Feb	May	
Strategy 30 Details	Reviews			
Strategy 30: Purchase of supplies and equipment for CTE Department office Staff Responsible for Monitoring: CTE Director Funding Sources: - 161 State Career & Technical	Formative			Summative
	Nov	Feb	May	
				38
Strategy 31 Details	Reviews			
Strategy 31: Electrician Assistant Training program for CTE students aligned with CCMR requirements Staff Responsible for Monitoring: CTE Director Funding Sources: - 161 State Career & Technical	Formative			Summative
	Nov	Feb	May	
Strategy 32 Details	Reviews			
Strategy 32: Partner with RGV Lead for training and job-shadowing Staff Responsible for Monitoring: CTE Director Funding Sources: - 161 State Career & Technical	Formative			Summative
	Nov	Feb	May	
Strategy 33 Details	Reviews			
Strategy 33: Monitor and implement the Bright Beginning Curriculum for Migrant Education Program's eligible 3-4 year olds. Staff Responsible for Monitoring: Migrant Coordinator Funding Sources: - 212 Title I, Part C, Migrant	Formative			Summative
	Nov	Feb	May	

Strategy 34 Details	Reviews			
Strategy 34: Ensure that Priority for Service Migrant students have an Action Plan which indicates academic and supplemental support Staff Responsible for Monitoring: Migrant Coordinator Funding Sources: - 212 Title I, Part C, Migrant	Formative			Summative
	Nov	Feb	May	
Strategy 35 Details	Reviews			
Strategy 35: Coordinate mentoring programs to develop migrant students' learning styles and study skills. Monitor Staff Responsible for Monitoring: Migrant Coordinator Funding Sources: - 212 Title I, Part C, Migrant	Formative			Summative
	Nov	Feb	May	
Strategy 36 Details	Reviews			
Strategy 36: Coordinate options for credit accrual and recovery to ensure that migrant secondary students are accessing opportunities available to earn needed credits Staff Responsible for Monitoring: Migrant Coordinator Funding Sources: - 212 Title I, Part C, Migrant	Formative			Summative
	Nov	Feb	May	
				39
Strategy 37 Details	Reviews			
Strategy 37: Ensure Migrant students not mastering STAAR /EOC participate in summer STAAR/EOC intervention program. Staff Responsible for Monitoring: Migrant Coordinator Funding Sources: - 212 Title I, Part C, Migrant	Formative			Summative
	Nov	Feb	May	
Strategy 38 Details	Reviews			
Strategy 38: Ensure Migrant students have homework assistance tools in order to reach academic success. Staff Responsible for Monitoring: Migrant Coordinator Funding Sources: - 212 Title I, Part C, Migrant	Formative			Summative
	Nov	Feb	May	

Strategy 39 Details	Reviews			
Strategy 39: Middle School and High School STAAR Success Academy for Migrant students through College 1st and Valley Historical Museums. Staff Responsible for Monitoring: Migrant Coordinator Funding Sources: - 212 Title I, Part C, Migrant	Formative			Summative
	Nov	Feb	May	
Strategy 40 Details	Reviews			
Strategy 40: Student by Student Technology and Leadership conference for migrant high school students by Region One. Staff Responsible for Monitoring: Migrant Coordinator Funding Sources: - 212 Title I, Part C, Migrant	Formative			Summative
	Nov	Feb	May	
Strategy 41 Details	Reviews			
Strategy 41: Virtual/In-person Migrant College and Career Success camps for 1st - 12th grade Migrant students. Staff Responsible for Monitoring: Migrant Coordinator Funding Sources: - 212 Title I, Part C, Migrant	Formative			Summative
	Nov	Feb	May	
				40
Strategy 42 Details	Reviews			
Strategy 42: Provide evaluations, both academic and medical, to all students to include special populations. Staff Responsible for Monitoring: SPED Executive Director, Bilingual/ESL Director, Migrant Coordinator Funding Sources: - 171 State Special Education, - 165 State Bilingual/ESL, - 212 Title I, Part C, Migrant	Formative			Summative
	Nov	Feb	May	
Strategy 43 Details	Reviews			
Strategy 43: Utilize LASO Cycle 3 Grants to support Instructional Leadership at RCJH and Strong Foundations Implementation for Math (Secondary) and RLA 1st-5th Strategy's Expected Result/Impact: Increased student performance Staff Responsible for Monitoring: Asst. Supt. for C&I, Executive Director for Special Programs, Director for Research & Data analysis Problem Statements: Demographics 4 - Student Learning 1	Formative			Summative
	Nov	Feb	May	



No Progress



Accomplished



Continue/Modify



Discontinue

Performance Objective 1 Problem Statements:

Demographics

Problem Statement 4: Increase the passing rate of all student groups with additional targeted support to EB and SPED population in all subjects with a focus on Math, Reading, Writing, Social Studies, and Science on STAAR. **Root Cause:** Influx of recent immigrant students this year as well as special education and Dyslexia students. Large academic gaps.

Student Learning

Problem Statement 1: Increase the passing rate of all student groups with additional targeted support to EB and SPED population in all subjects with a focus on Math, Reading, Writing, Social Studies, and Science on STAAR. **Root Cause:** Influx of recent immigrant students this year as well as special education and Dyslexia students. Large academic gaps.

Goal 1: All Mission CISD students will receive high quality curriculum and instruction to ensure College and Career Readiness.

Performance Objective 2: 100% of district instructional support programs will complete a program evaluation by the end of the 2025-2026 school year.

High Priority


Evaluation Data Sources: program evaluations for EOY

Strategy 1 Details	Reviews			
<p>Strategy 1: Provide appropriate Extended School Year services to all students including students with disabilities who meet the criteria.</p> <p>Staff Responsible for Monitoring: Asst. Supt. for C&I</p> <p>Funding Sources: - 175 SCE Accelerated Education, - 165 State Bilingual/ESL, - 211 Title I, Part A</p>	Formative			Summative
	Nov	Feb	May	
Strategy 2 Details	Reviews			
<p>Strategy 2: Analyze data collection to evaluate academic success of students participating in existing special programs every three weeks including Special Education, GT, advance learners, ESL. Bilingual and migrant programs.</p> <p>Staff Responsible for Monitoring: Asst. Supt. for C&I, Special Programs Executive Director and Directors</p> <p>Funding Sources: - 165 State Bilingual/ESL, - 175 SCE Title IA, Schoolwide Activity, - 211 Title I, Part A, - 212 Title I, Part C, Migrant</p>	Formative			Summative
	Nov	Feb	May	
Strategy 3 Details	Reviews			
<p>Strategy 3: Implement and monitor Multi-Tiered Systems of Support (MTSS) to address struggling student's needs. Utilize data from early reading and universal screeners for all students.</p> <p>Staff Responsible for Monitoring: Asst. Supt. for C&I, RTI Coordinator</p> <p>Funding Sources: - 175 SCE Title IA, Schoolwide Activity, - 211 Title I, Part A</p>	Formative			Summative
	Nov	Feb	May	
Strategy 4 Details	Reviews			
<p>Strategy 4: Implement, monitor and track procedures for accelerated and intensive instruction. Provide content specific resources, material and trainings for all summer programs and special population student groups to include summer staff and security.</p> <p>Staff Responsible for Monitoring: Asst. Supt. for C&I, C&I Executive Directors, Program Directors</p> <p>Funding Sources: - 165 State Bilingual/ESL, - 175 SCE Title IA, Schoolwide Activity, - 211 Title I, Part A, - 212 Title I, Part C, Migrant, - 171 State Special Education</p>	Formative			Summative
	Nov	Feb	May	

Strategy 5 Details	Reviews			
Strategy 5: Increase participation to 100% in district-wide initiative to increase college-readiness of all students. Staff Responsible for Monitoring: Asst.Supt. for C&I Funding Sources: - 161 State Career & Technical, - 175 SCE Title IA, Schoolwide Activity, - 212 Title I, Part C, Migrant	Formative			Summative
	Nov	Feb	May	
Strategy 6 Details	Reviews			
Strategy 6: Provide instructional and/or support materials for the differentiation of instruction and/or support of all learners to include the satisfaction of HB requirements and summer program support Staff Responsible for Monitoring: Asst. Supt. for C&I Funding Sources: - 175 SCE Accelerated Education, - 175 SCE Title IA, Schoolwide Activity, - 211 Title I, Part A , - 165 State Bilingual/ESL	Formative			Summative
	Nov	Feb	May	
Strategy 7 Details	Reviews			
Strategy 7: Evaluate all special programs to improve services to students Staff Responsible for Monitoring: Asst. Supt. for C&I, Program Directors Funding Sources: - 161 State Career & Technical, - 171 State Special Education, - 175 SCE Title IA, Schoolwide Activity, - 165 State Bilingual/ESL, - 211 Title I, Part A, - 212 Title I, Part C, Migrant	Formative			Summative
	Nov	Feb	May	43
Strategy 8 Details	Reviews			
Strategy 8: Provide resources to include STEM, Coding, and Robotics to prepare students for 21st Century work force. Staff Responsible for Monitoring: Asst. Supt. for C&I Funding Sources: - 211 Title I, Part A	Formative			Summative
	Nov	Feb	May	
Strategy 9 Details	Reviews			
Strategy 9: Provide supplemental resources and training in the integration of fine arts, technology, and STEAM. Staff Responsible for Monitoring: Asst. Supt. for C&I Funding Sources: - 199 General Fund, - 211 Title I, Part A	Formative			Summative
	Nov	Feb	May	

Strategy 10 Details	Reviews			
Strategy 10: Provide instructional support and instructional materials for district teachers through literacy coaches in the areas of math and reading Staff Responsible for Monitoring: Asst. Supt. for C&I Funding Sources: - 211 Title I, Part A	Formative			Summative
	Nov	Feb	May	
Strategy 11 Details	Reviews			
Strategy 11: Provide instructional support and instructional materials for at risk students through campus interventionists. Staff Responsible for Monitoring: Asst. Supt. for C&I Funding Sources: - 175 SCE Title IA, Schoolwide Activity	Formative			Summative
	Nov	Feb	May	
Strategy 12 Details	Reviews			
Strategy 12: Provide instructional technology integration support through instructional technology coaches Staff Responsible for Monitoring: Asst. Supt. for C&I, Instructional Technology Director Funding Sources: - 211 Title I, Part A	Formative			Summative
	Nov	Feb	May	
				44
Strategy 13 Details	Reviews			
Strategy 13: Provide instructional resources to include materials and software to address early childhood students in grades Pre-K through 2nd. Staff Responsible for Monitoring: Asst. Supt. for C&I Funding Sources: - 211 Title I, Part A	Formative			Summative
	Nov	Feb	May	
Strategy 14 Details	Reviews			
Strategy 14: Provide students with school supplies and resources necessary to ensure academic success Staff Responsible for Monitoring: Asst. Supt. for C&I Funding Sources: - 211 Title I, Part A	Formative			Summative
	Nov	Feb	May	
Strategy 15 Details	Reviews			
Strategy 15: Provide curriculum and training through Eureka Math Program Staff Responsible for Monitoring: Asst. Supt. for C&I Funding Sources: - 211 Title I, Part A	Formative			Summative
	Nov	Feb	May	

Strategy 16 Details	Reviews			
Strategy 16: Purchase instructional software programs to address content areas. Staff Responsible for Monitoring: Asst. Supt. for C&I Funding Sources: - 175 SCE Title IA, Schoolwide Activity	Formative			Summative
	Nov	Feb	May	
Strategy 17 Details	Reviews			
Strategy 17: Train, model, implement and monitor the district-wide inclusion initiative. Staff Responsible for Monitoring: Executive Director for SPED Funding Sources: - 171 State Special Education, - 224 IDEA B Special Ed	Formative			Summative
	Nov	Feb	May	
Strategy 18 Details	Reviews			
Strategy 18: Conduct an evaluation and monitor all Special Programs to ensure identified needs of all program students are met. Staff Responsible for Monitoring: Special Programs Directors, Migrant Coordinator Funding Sources: - 212 Title I, Part C, Migrant, - 161 State Career & Technical, - 171 State Special Education, - 165 State Bilingual/ESL	Formative			Summative
	Nov	Feb	May	
				45
Strategy 19 Details	Reviews			
Strategy 19: Purchase supplies for elementary and junior high migrant students attending summer Project Smart program. Staff Responsible for Monitoring: Migrant Coordinator Funding Sources: - 212 Title I, Part C, Migrant	Formative			Summative
	Nov	Feb	May	
Strategy 20 Details	Reviews			
Strategy 20: Provide migrant funded summer programs such as Migrant University Summer Experience (MUSE) Day Camp at UTRGV, Edinburg, Migrant Achieving Academic Residential Summer Program at TSTC, Harlingen, and Project Smart, Making Mathematics Meaningful. Staff Responsible for Monitoring: Migrant Coordinator Funding Sources: - 212 Title I, Part C, Migrant	Formative			Summative
	Nov	Feb	May	

Strategy 21 Details	Reviews			
Strategy 21: Schedule in-person or virtual field trips to college campuses such as UTRGV, UT Brownsville, STC, and TSTC, Harlingen to meet the Migrant Education Program's objective for Graduation Enhancement. Staff Responsible for Monitoring: Migrant Coordinator Funding Sources: - 212 Title I, Part C, Migrant	Formative			Summative
	Nov	Feb	May	
Strategy 22 Details	Reviews			
Strategy 22: Purchase supplies for elementary and junior high Bilingual/ESL students attending summer program. Staff Responsible for Monitoring: Bilingual/ESL Director Funding Sources: - 165 State Bilingual/ESL, - 263 Title III, Part A EL/Immigrant	Formative			Summative
	Nov	Feb	May	
Strategy 23 Details	Reviews			
Strategy 23: Provide foreign language titles (French, Spanish, Chinese) to Foreign language teachers for integration into lessons Staff Responsible for Monitoring: Bilingual/ESL Director Funding Sources: - 263 Title III, Part A EL/Immigrant, - 165 State Bilingual/ESL	Formative			Summative
	Nov	Feb	May	
				46
Strategy 24 Details	Reviews			
Strategy 24: Provide support for EL students with language acquisition and TELPAS through SUMMIT K-12 Program Staff Responsible for Monitoring: Bilingual/ESL Director Funding Sources: - 165 State Bilingual/ESL	Formative			Summative
	Nov	Feb	May	
Strategy 25 Details	Reviews			
Strategy 25: Provide additional support staff, resources and equipment to promote student health, wellness, and safety Staff Responsible for Monitoring: Asst. Supt. for C&I Funding Sources: - 289 Title IV, Part A-SSAEP, - 211 Title I, Part A	Formative			Summative
	Nov	Feb	May	
				

Goal 1: All Mission CISD students will receive high quality curriculum and instruction to ensure College and Career Readiness.

Performance Objective 3: Increase differentiation of instruction through professional development by at least 1% for all student groups not achieving their full potential by June 2026.





High Priority

Evaluation Data Sources: professional development agendas, sign-in sheets

Strategy 1 Details	Reviews			
<p>Strategy 1: Provide professional development activities to support district initiatives and priorities outlined in District Professional Development Plan and Calendar.</p> <p>Staff Responsible for Monitoring: Asst. Supt. for C&I, Content Coordinators and Program Directors</p> <p>Funding Sources: - 165 State Bilingual/ESL, - 211 Title I, Part A, - 255 Title II, Part A</p>	Formative			Summative
	Nov	Feb	May	
Strategy 2 Details	Reviews			47
<p>Strategy 2: Provide professional development opportunities for administrators and inspiring administrators through a variety of research based activities and through book studies</p> <p>Staff Responsible for Monitoring: Asst. Supt. for C&I, Program & Content Coordinators and Directors</p> <p>Funding Sources: - 211 Title I, Part A, - 255 Title II, Part A</p>	Formative			Summative
	Nov	Feb	May	
Strategy 3 Details	Reviews			
<p>Strategy 3: Work in partnership with RGV LEAD to enhance district growth and effectiveness through services they provide during the year.</p> <p>Staff Responsible for Monitoring: Asst. Supt. for C&I, CTE Director</p> <p>Funding Sources: - 161 State Career & Technical, - 244 Perkins Career and Technical Education</p>	Formative			Summative
	Nov	Feb	May	
Strategy 4 Details	Reviews			
<p>Strategy 4: Provide opportunities for stakeholders to attend local, state, and national conferences.</p> <p>Staff Responsible for Monitoring: Asst. Supt. for C&I, Program Directors</p> <p>Funding Sources: - 161 State Career & Technical, - 165 State Bilingual/ESL, - 211 Title I, Part A, - 212 Title I, Part C, Migrant, - 255 Title II, Part A, - 263 Title III, Part A EL/Immigrant</p>	Formative			Summative
	Nov	Feb	May	

Strategy 5 Details	Reviews			
Strategy 5: Provide curriculum training through Key Leaders, instructional coaches, literacy coaches, and other district staff Staff Responsible for Monitoring: Asst. Supt. for C&I Funding Sources: - 255 Title II, Part A, - 211 Title I, Part A	Formative			Summative
	Nov	Feb	May	
Strategy 6 Details	Reviews			
Strategy 6: Provide targeted district-wide professional development to support the identified academic achievement needs for all students with emphasis on the needs of the ELL and SPED student populations. Staff Responsible for Monitoring: Asst. Supt. for C&I, Program Executive Director and Directors Funding Sources: - 165 State Bilingual/ESL, - 171 State Special Education, - 263 Title III, Part A EL/Immigrant	Formative			Summative
	Nov	Feb	May	
Strategy 7 Details	Reviews			
Strategy 7: Support planning, design, and execution of professional development with training and monitoring for Lead4ward, MCISD Instructional Framework, Mission Writes. Staff Responsible for Monitoring: Asst. Supt. for C&I Funding Sources: - 211 Title I, Part A, - 255 Title II, Part A	Formative			Summative
	Nov	Feb	May	
				48
Strategy 8 Details	Reviews			
Strategy 8: Provide opportunities for teachers to attend professional development to target the needs of gifted and talented students: *Provide 30-hour GT Training for teachers *Provide annual GT Updates Staff Responsible for Monitoring: Asst. Supt. for C&I Funding Sources: - 199 General Fund	Formative			Summative
	Nov	Feb	May	
Strategy 9 Details	Reviews			
Strategy 9: Participate in Teaming staff development opportunities to support academic teaming initiatives, RGV-Lead, S-Team, Ford Next Generation Leadership components, and highly effective and researched-based strategies such as small learning communities (SLC). Staff Responsible for Monitoring: Asst. Supt. for C&I, CTE Director Funding Sources: - 161 State Career & Technical	Formative			Summative
	Nov	Feb	May	

Strategy 10 Details	Reviews			
<p>Strategy 10: Provide administrator mentor training programs to assist aspiring administrators and new campus principals an understanding of the role of the campus principal and its impact on student achievement, campus ratings, school climate, parental involvement, budgeting, CNA, CIP, instruction, and other factors necessary in running everyday campus operations.</p> <p>Staff Responsible for Monitoring: Asst. Supt. for C&I</p> <p>Funding Sources: - 211 Title I, Part A, - 255 Title II, Part A</p>	Formative			Summative
	Nov	Feb	May	
Strategy 11 Details	Reviews			
<p>Strategy 11: Provide walk-through and evaluation training to campus and central office administrators in an effort to identify successful teaching practices give appropriate, timely, and formative feedback for instructional interventions towards improving classroom instruction and student performance.</p> <p>Fundamental Five, 3-Minute Walk Through.</p> <p>Staff Responsible for Monitoring: Asst. Supt. for C&I</p> <p>Funding Sources: - 211 Title I, Part A, - 255 Title II, Part A</p>	Formative			Summative
	Nov	Feb	May	
Strategy 12 Details	Reviews			49
<p>Strategy 12: Provide opportunities for staff development for Pre-AP and AP courses, as well as college readiness initiatives (AVID, PBL training, TSTEM, PLTW, ECHS, College Board)</p> <p>Staff Responsible for Monitoring: Asst. Supt. for C&I</p> <p>Funding Sources: - 199 General Fund, - 255 Title II, Part A</p>	Formative			Summative
	Nov	Feb	May	
Strategy 13 Details	Reviews			
<p>Strategy 13: Provide Dual language and Sheltered Instruction training and all necessary resources and materials through Professional Learning Communities.</p> <p>Staff Responsible for Monitoring: Bilingual/ESL Director</p> <p>Funding Sources: - 165 State Bilingual/ESL, - 263 Title III, Part A EL/Immigrant</p>	Formative			Summative
	Nov	Feb	May	
Strategy 14 Details	Reviews			
<p>Strategy 14: Assist district staff with appropriate membership fees to include SPED, CTE, and other program personnel.</p> <p>Staff Responsible for Monitoring: Executive Director for SPED, CTE Director</p> <p>Funding Sources: - 161 State Career & Technical, - 171 State Special Education</p>	Formative			Summative
	Nov	Feb	May	

Strategy 15 Details	Reviews			
<p>Strategy 15: Provide teacher and student presentations that address motivation, engagement, and inspire students to achieve both academically as well as personally.</p> <p>Staff Responsible for Monitoring: Asst. Supt. for C&I</p> <p>Funding Sources: - 211 Title I, Part A, - 289 Title IV, Part A-SSAEP</p>	Formative			Summative
	Nov	Feb	May	
Strategy 16 Details	Reviews			
<p>Strategy 16: Provide professional development and coaching for early childhood staff.</p> <p>Staff Responsible for Monitoring: Asst. Supt. for C&I</p> <p>Funding Sources: - 255 Title II, Part A</p>	Formative			Summative
	Nov	Feb	May	
Strategy 17 Details	Reviews			
<p>Strategy 17: Provide professional development and coaching services for all staff to address SEL using Capturing Kids Hearts, Project RESSPECT and Restorative Discipline</p> <p>Staff Responsible for Monitoring: Asst. Supt. for C&I</p> <p>Funding Sources: - 255 Title II, Part A</p>	Formative			Summative
	Nov	Feb	May	
				50
Strategy 18 Details	Reviews			
<p>Strategy 18: Provide professional development and professional growth opportunities for all district personnel.</p> <p>Staff Responsible for Monitoring: Asst. Supt. for C&I</p> <p>Funding Sources: - 211 Title I, Part A, - 255 Title II, Part A, - 165 State Bilingual/ESL, - 263 Title III, Part A EL/ Immigrant</p>	Formative			Summative
	Nov	Feb	May	
<p style="text-align: center;">  No Progress  Accomplished  Continue/Modify  Discontinue </p>				

Goal 1: All Mission CISD students will receive high quality curriculum and instruction to ensure College and Career Readiness.





Performance Objective 4: By June 2026, the average of all STAAR assessment performance levels will be at 90/60/35.

High Priority

HB3 Goal

Evaluation Data Sources: STAAR assessment results

Strategy 1 Details	Reviews			
Strategy 1: Evaluate local and state assessment results and plan accordingly. Staff Responsible for Monitoring: Asst. Supt. for C&I, Director for Testing & Evaluation	Formative			Summative
	Nov	Feb	May	
Strategy 2 Details	Reviews			
Strategy 2: Use data to evaluate academic success of students participating in special programs. Staff Responsible for Monitoring: Asst. Supt. for C&I, Program Directors Funding Sources: - 165 State Bilingual/ESL, - 161 State Career & Technical	Formative			Summative
	Nov	Feb	May	54
Strategy 3 Details	Reviews			
Strategy 3: Disaggregate reporting periods assessment and universal screener results and address the areas in need of improvement and prescribed targeted interventions. Staff Responsible for Monitoring: Asst. Supt. for C&I Funding Sources: - 175 SCE Title IA, Schoolwide Activity, - 211 Title I, Part A	Formative			Summative
	Nov	Feb	May	
Strategy 4 Details	Reviews			
Strategy 4: Monitor and provide the necessary resources for LPAC, MTSS/504 and ARDC process and decisions to ensure adherence to state and federal guidelines. Staff Responsible for Monitoring: Program Coordinators and Directors	Formative			Summative
	Nov	Feb	May	

Strategy 5 Details	Reviews			
Strategy 5: Implement a set of district procedures that outline a variety of strategies for partial and full credit accrual for high school migrant students with late entry and/or early withdrawal. Staff Responsible for Monitoring: Migrant Coordinator Funding Sources: - 212 Title I, Part C, Migrant	Formative			Summative
	Nov	Feb	May	
Strategy 6 Details	Reviews			
Strategy 6: Purchase supplemental test banks in order to assess and monitor student growth Staff Responsible for Monitoring: Asst. Supt. for C&I Funding Sources: - 175 SCE Accelerated Education, - 211 Title I, Part A	Formative			Summative
	Nov	Feb	May	
Strategy 7 Details	Reviews			
Strategy 7: Utilize the TEKS Resource System to provide alignment of instruction to improve student outcomes. Staff Responsible for Monitoring: Asst. Supt. for C&I Funding Sources: - 211 Title I, Part A	Formative			Summative
	Nov	Feb	May	
				52
 No Progress  Accomplished  Continue/Modify  Discontinue				

Goal 1: All Mission CISD students will receive high quality curriculum and instruction to ensure College and Career Readiness.





Performance Objective 5: By June 2026, the district and all campuses will have attained an overall rating of an A.

High Priority

HB3 Goal

Evaluation Data Sources: STAAR assessment results

Strategy 1 Details	Reviews			
<p>Strategy 1: Foster campus and district understandings of new standards and key concepts within the state and federal accountability systems.</p> <p>Staff Responsible for Monitoring: Asst. Supt. for C&I</p> <p>Funding Sources: - 175 SCE Title IA, Schoolwide Activity, - 211 Title I, Part A, - 165 State Bilingual/ESL, - 263 Title III, Part A EL/Immigrant</p>	Formative			Summative
	Nov	Feb	May	
				53
Strategy 2 Details	Reviews			
<p>Strategy 2: Review course sequences for alignment with new graduation requirements, accountability requirements, and new curriculum standards.</p> <p>Staff Responsible for Monitoring: Asst. Supt. for C&I</p> <p>Funding Sources: - 211 Title I, Part A, - 175 SCE Title IA, Schoolwide Activity, - 212 Title I, Part C, Migrant, - 165 State Bilingual/ESL, - 263 Title III, Part A EL/Immigrant</p>	Formative			Summative
	Nov	Feb	May	
Strategy 3 Details	Reviews			
<p>Strategy 3: Provide training to all stakeholders on how to interpret accountability reports specific to special populations.</p> <p>Staff Responsible for Monitoring: Asst. Supt. for C&I</p> <p>Funding Sources: - 211 Title I, Part A, - 255 Title II, Part A</p>	Formative			Summative
	Nov	Feb	May	
Strategy 4 Details	Reviews			
<p>Strategy 4: Coordinate meetings with secondary campuses to ensure all the HB requirements are implemented.</p> <p>Staff Responsible for Monitoring: Asst. Supt. for C&I</p> <p>Funding Sources: - 175 SCE Title IA, Schoolwide Activity, - 211 Title I, Part A</p>	Formative			Summative
	Nov	Feb	May	

Strategy 5 Details	Reviews			
<p>Strategy 5: Implement and coordinate state required assessment training on Test Security and Confidentiality for Instruction and Assessment Strategists, Principals, Curriculum and Instruction Staff and Campus and District Computer Technicians.</p> <p>Staff Responsible for Monitoring: Director for Testing & Assessment</p>	Formative			Summative
	Nov	Feb	May	
Strategy 6 Details	Reviews			
<p>Strategy 6: Provide support to campus with the tracking of students towards meeting CCMR.(College ,Career, Military Ready) through monthly meetings and the utilization of Focus and Color Bands.</p> <p>Staff Responsible for Monitoring: Asst. Supt. for C&I</p> <p>Funding Sources: - 175 SCE Title IA, Schoolwide Activity, - 211 Title I, Part A</p>	Formative			Summative
	Nov	Feb	May	
<p style="text-align: center;">  No Progress  Accomplished  Continue/Modify  Discontinue </p>				





Goal 1: All Mission CISD students will receive high quality curriculum and instruction to ensure College and Career Readiness.

Performance Objective 6: Prior to June 2026, the district will show improvement in communication efforts with district stakeholders.

High Priority

Evaluation Data Sources: Meeting sign-ins, communication logs

Strategy 1 Details	Reviews			
<p>Strategy 1: Utilize electronic resources to expedite communication and collaboration among departments and campuses. Staff Responsible for Monitoring: Asst. Supt. for C&I, Director for Instructional Technology</p> <p>Funding Sources: - 199 General Fund, - 175 SCE Title IA, Schoolwide Activity, - 211 Title I, Part A</p>	Formative			Summative
	Nov	Feb	May	
Strategy 2 Details	Reviews			
<p>Strategy 2: Conduct monthly principal's ILS meetings to ensure communication between all elementary and secondary campuses with regards to consistent vertical and horizontal alignment of curriculum and instruction, and various programs' effectiveness. Staff Responsible for Monitoring: Asst. Supt. for C&I, Executive Directors, Special Programs Directors</p> <p>Funding Sources: - 211 Title I, Part A, - 175 SCE Title IA, Schoolwide Activity</p>	Formative			Summative
	Nov	Feb	May	55
Strategy 3 Details	Reviews			
<p>Strategy 3: Conduct collaborative curriculum and instruction meetings to refine and increase communication between stakeholders. Staff Responsible for Monitoring: Asst. Supt. for C&I, Director for C&I</p>	Formative			Summative
	Nov	Feb	May	
Strategy 4 Details	Reviews			
<p>Strategy 4: Utilize digital portals to communicate with all stakeholders, house and distribute curriculum resources and materials, and for planning and scheduling upcoming events, such as training sessions and meetings. Digital portals include but are not limited to Google for Education, Google Drive, and Google Team Drive, Eduphoria Staff Responsible for Monitoring: Asst. Supt. for C&I, Asst. Supt. for Finance, Director for Instructional Technology</p> <p>Funding Sources: - 175 SCE Title IA, Schoolwide Activity, - 211 Title I, Part A</p>	Formative			Summative
	Nov	Feb	May	





Strategy 5 Details	Reviews			
Strategy 5: Meet with content area teachers for curriculum planning, sharing, and data analysis to address instruction and instructional gaps through campus PLC. Staff Responsible for Monitoring: Asst. Supt. for C&I, Special Programs Directors & Coordinators, Executive Directors	Formative			Summative
	Nov	Feb	May	
Strategy 6 Details	Reviews			
Strategy 6: District coordinators attend the campus PLCs and planning periods once a week to assist with the implementation of the MCISD curriculum. Staff Responsible for Monitoring: Asst. Supt. for C&I, Director for C&I	Formative			Summative
	Nov	Feb	May	
<div style="display: flex; justify-content: space-around; align-items: center;"> <div style="text-align: center;"> No Progress</div> <div style="text-align: center;"> Accomplished</div> <div style="text-align: center;"> Continue/Modify</div> <div style="text-align: center;"> Discontinue</div> </div>				

Goal 2: Mission CISD will partner with parents and community to enhance student opportunities.

Performance Objective 1: The District will continue to strengthen the community network that supports the district vision and mission statement.

Evaluation Data Sources: meeting agendas and sign-ins

Strategy 1 Details	Reviews			
<p>Strategy 1: Build partnerships and collaborate among schools, local businesses, community organizations and State agencies to identify and implement education friendly practices. Outreach to agencies: United Way, Texas AgriLife, Mission Chamber of Commerce/Mission Boys and Girls Club Mission Economic Development Local Businesses State Agencies/Region One ESL/GED local farms Alton Chamber of Commerce/Alton Parks and Rec. Alton Economic Development explore university outreach support offerings mission hospital day/night clinic texas oncology(health systems) american cancer society, clinica del valle</p> <p>Staff Responsible for Monitoring: Coordinator for Family & Community Engagement</p> <p>Funding Sources: - 211 Title I, Part A, - 212 Title I, Part C, Migrant, - 199 General Fund</p>	Formative			Summative
	Nov	Feb	May	
				57
Strategy 2 Details	Reviews			
<p>Strategy 2: Build positive relationships amongst students, parents, families, educators, and community members to foster and promote high student achievement.</p> <p>Staff Responsible for Monitoring: Coordinator for FaCE</p> <p>Funding Sources: - 211 Title I, Part A, - 199 General Fund</p>	Formative			Summative
	Nov	Feb	May	
Strategy 3 Details	Reviews			
<p>Strategy 3: Attend and provide professional development on parent/family involvement to current teachers, administrators and school staff via TEAMS or in-person.</p> <p>Staff Responsible for Monitoring: FaCE Coordinator</p> <p>Funding Sources: - 211 Title I, Part A, - 199 General Fund</p>	Formative			Summative
	Nov	Feb	May	
Strategy 4 Details	Reviews			
<p>Strategy 4: Provide support to campuses when conducting health fairs, and career fairs, and campus parent meetings whether virtual or in-person</p> <p>Staff Responsible for Monitoring: FaCE Coordinator</p> <p>Funding Sources: - 211 Title I, Part A, - 199 General Fund</p>	Formative			Summative
	Nov	Feb	May	

Strategy 5 Details	Reviews			
<p>Strategy 5: Attend ESC-Regional Services trainings and conferences targeting building relationships with parents, parent supportive programs and resources, and other parent related activities towards building a strong network in ensuring student success.</p> <p>Staff Responsible for Monitoring: FaCE Coordinator</p> <p>Funding Sources: - 211 Title I, Part A, - 212 Title I, Part C, Migrant, - 199 General Fund</p>	Formative			Summative
	Nov	Feb	May	
Strategy 6 Details	Reviews			
<p>Strategy 6: Migrant Recruiters will continue to make phone calls and home visits in efforts to recruit families into the migrant education program.</p> <p>Staff Responsible for Monitoring: FaCE & Migrant Services Coordinator</p> <p>Funding Sources: - 212 Title I, Part C, Migrant</p>	Formative			Summative
	Nov	Feb	May	
Strategy 7 Details	Reviews			
<p>Strategy 7: Implement a system where Family and Community Engagement Liaisons conduct home visits as needed for overall student success.</p> <p>Staff Responsible for Monitoring: FaCE Coordinator</p> <p>Funding Sources: - 211 Title I, Part A</p>	Formative			Summative
	Nov	Feb	May	58
Strategy 8 Details	Reviews			
<p>Strategy 8: Provide trainings on Title I parental involvement requirements to all school personnel. Provide opportunities to attend conferences. Provide periodic program updates during staff development days.</p> <p>Staff Responsible for Monitoring: FaCE Coordinator</p> <p>Funding Sources: - 211 Title I, Part A</p>	Formative			Summative
	Nov	Feb	May	
Strategy 9 Details	Reviews			
<p>Strategy 9: Provide transportation and allowable assistance to our McKinney- Vento/unaccompanied MCISD youth.</p> <p>Staff Responsible for Monitoring: FaCE Coordinator</p> <p>Funding Sources: - 211 Title I, Part A</p>	Formative			Summative
	Nov	Feb	May	
<p style="text-align: center;">  No Progress  Accomplished  Continue/Modify  Discontinue </p>				





Goal 2: Mission CISD will partner with parents and community to enhance student opportunities.

Performance Objective 2: Expand the Family and Community Engagement Plans to encourage more active participation by district parents

Evaluation Data Sources: FaCE Plans, Meeting agendas and sign-in sheets

Strategy 1 Details	Reviews			
<p>Strategy 1: Generate topics and facilitate parent sessions on successful practices that assist students in meeting state and federal accountability standards via TEAMS or in person.</p> <p>Staff Responsible for Monitoring: FaCE Coordinator</p> <p>Funding Sources: - 211 Title I, Part A, - 199 General Fund, - 263 Title III, Part A EL/Immigrant</p>	Formative			Summative
	Nov	Feb	May	
Strategy 2 Details	Reviews			
<p>Strategy 2: Offer parent sessions on literacy programs to foster and promote attainment of high parental involvement in education.</p> <p>Staff Responsible for Monitoring: FaCE Coordinator</p> <p>Funding Sources: - 211 Title I, Part A, - 199 General Fund</p>	Formative			Summative
	Nov	Feb	May	59
Strategy 3 Details	Reviews			
<p>Strategy 3: Solicit parent support/assistance for school programs.</p> <p>Staff Responsible for Monitoring: FaCE Coordinator</p> <p>Funding Sources: - 211 Title I, Part A, - 199 General Fund</p>	Formative			Summative
	Nov	Feb	May	
Strategy 4 Details	Reviews			
<p>Strategy 4: Offer additional resources that help parents guide their children from preschool through high school. To include participation in programs that promote literacy with home connection.</p> <p>Staff Responsible for Monitoring: FaCE Coordinator</p> <p>Funding Sources: - 211 Title I, Part A, - 199 General Fund</p>	Formative			Summative
	Nov	Feb	May	





Strategy 5 Details	Reviews			
<p>Strategy 5: Collaborate and build capacity with parents to ensure they are full partners in decision-making/advisory committees to assist in the education of their child. Including parent membership in committees including: DAC, Migrant PAC, DEIC, SBDM, SHAC, LPAC, SPAC (Superintendent Roundtable) via TEAMS or in person if applicable. Staff Responsible for Monitoring: FaCE Coordinator Funding Sources: - 211 Title I, Part A, - 199 General Fund</p>	Formative			Summative
	Nov	Feb	May	
Strategy 6 Details	Reviews			
<p>Strategy 6: Provide appropriate technical assistance, training, resources, and mentoring to relevant program school personnel. Staff Responsible for Monitoring: FaCE Coordinator Funding Sources: - 211 Title I, Part A, - 199 General Fund</p>	Formative			Summative
	Nov	Feb	May	
Strategy 7 Details	Reviews			
<p>Strategy 7: Provide topics and monitor campuses to ensure parent sessions are being conducted on a monthly basis. Staff Responsible for Monitoring: FaCE Coordinator Funding Sources: - 211 Title I, Part A, - 199 General Fund</p>	Formative			Summative
	Nov	Feb	May	
Strategy 8 Details	Reviews			
<p>Strategy 8: Provide presentation to parents on Migrant Program Overview, Supplemental Services and provide information to parents on different topics, College Assistance Migrant Program (CAMP), Texas Migrant Interstate Program (TMIP), College 1st camps, Workforce Solutions. Staff Responsible for Monitoring: FaCE & Migrant Services Coordinator</p>	Formative			Summative
	Nov	Feb	May	
Strategy 9 Details	Reviews			
<p>Strategy 9: Offer Region One at O'Grady for GED/ESL programs for Mission CISD parents. Staff Responsible for Monitoring: FaCE Coordinator Funding Sources: - 211 Title I, Part A</p>	Formative			Summative
	Nov	Feb	May	

Strategy 10 Details	Reviews			
Strategy 10: Help schools to develop more programs to support read alouds at school and at home via TEAMS Staff Responsible for Monitoring: FaCE Coordinator Funding Sources: - 211 Title I, Part A	Formative			Summative
	Nov	Feb	May	
Strategy 11 Details	Reviews			
Strategy 11: Implement Parent Technology Program and monitor participation. Staff Responsible for Monitoring: FaCE Coordinator Funding Sources: - 211 Title I, Part A	Formative			Summative
	Nov	Feb	May	
Strategy 12 Details	Reviews			
Strategy 12: Provide web-based services that are included and parents will participate in the Family Leadership Professional Development Program. Staff Responsible for Monitoring: FaCE Coordinator Funding Sources: - 211 Title I, Part A	Formative			Summative
	Nov	Feb	May	
				61
Strategy 13 Details	Reviews			
Strategy 13: Develop and use an evaluation process to determine effectiveness of parent sessions and meetings Staff Responsible for Monitoring: FaCE Coordinator Funding Sources: - 211 Title I, Part A	Formative			Summative
	Nov	Feb	May	
Strategy 14 Details	Reviews			
Strategy 14: Provide Presentation to parents on Bilingual/ESL Program Overview and provide information to parents on Learning Strategies, Vocabulary Development, and State Assessments (TELPAS, STAAR & STAAR Spanish) Staff Responsible for Monitoring: Director for Bilingual/ESL	Formative			Summative
	Nov	Feb	May	
<div style="display: flex; justify-content: space-around; align-items: center;"> <div style="text-align: center;"> No Progress</div> <div style="text-align: center;"> Accomplished</div> <div style="text-align: center;"> Continue/Modify</div> <div style="text-align: center;"> Discontinue</div> </div>				

Goal 2: Mission CISD will partner with parents and community to enhance student opportunities.

Performance Objective 3: Expand communication efforts within the community.

Strategy 1 Details	Reviews			
<p>Strategy 1: Disseminate information, to parents of all participating children, on all required notifications using varied methods, media, resources and languages. Provide all required notifications via : mass mailouts, websites, SchoolMessenger, text messages, Facebook, X, Class tag, Class Dojo, Remind</p> <p>Staff Responsible for Monitoring: FaCE Coordinator, Public Relations Director</p> <p>Funding Sources: - 211 Title I, Part A, - 199 General Fund</p>	Formative			Summative
	Nov	Feb	May	
Strategy 2 Details	Reviews			
<p>Strategy 2: Implement emerging technologies to expand and improve communication with the community</p> <p>Staff Responsible for Monitoring: Public Relations Director, Special Programs Coordinators and Directors</p> <p>Funding Sources: - 211 Title I, Part A, - 199 General Fund</p>	Formative			Summative
	Nov	Feb	May	62
Strategy 3 Details	Reviews			
<p>Strategy 3: Establish a parent resource center at each campus to provide parental engagement for all student success.</p> <p>Staff Responsible for Monitoring: FaCE Coordinator</p>	Formative			Summative
	Nov	Feb	May	
Strategy 4 Details	Reviews			
<p>Strategy 4: Develop, review and revise the district parental involvement policy, with the assistance of parents, to ensure parents know their rights and responsibilities and are familiar with policies, procedures, and practices. (District Advisory Parent Committee) Ensure the campus policy aligns to district policy</p> <p>Staff Responsible for Monitoring: FaCE Coordinator</p> <p>Funding Sources: - 211 Title I, Part A, - 199 General Fund</p>	Formative			Summative
	Nov	Feb	May	

Strategy 5 Details	Reviews			
Strategy 5: Provide guidance to schools in creating a school-parent-teacher compact and ensuring that it has outlined roles for each entity Staff Responsible for Monitoring: FaCE Coordinator Funding Sources: - 211 Title I, Part A, - 199 General Fund	Formative			Summative
	Nov	Feb	May	
Strategy 6 Details	Reviews			
Strategy 6: Continue a district e-newsletter. and coordinate posting of information through social media sites maintained by the district. Staff Responsible for Monitoring: Public Relations Director Funding Sources: - 199 General Fund	Formative			Summative
	Nov	Feb	May	
Strategy 7 Details	Reviews			
Strategy 7: Distribute the District parental involvement policy to parents via Open House, DAC meetings, mail outs and Meet the Teacher Night. Staff Responsible for Monitoring: FaCE Coordinator	Formative			Summative
	Nov	Feb	May	63
Strategy 8 Details	Reviews			
Strategy 8: Ensure the distribution of the school-parent compacts for each of the campuses via electronic registration Staff Responsible for Monitoring: FaCE Coordinator	Formative			Summative
	Nov	Feb	May	
Strategy 9 Details	Reviews			
Strategy 9: Ensure the campuses distribute the campus parental involvement policies via webpages, mailouts and TEAMS Staff Responsible for Monitoring: FaCE Coordinator	Formative			Summative
	Nov	Feb	May	
Strategy 10 Details	Reviews			
Strategy 10: Ensure that procedures are in place to address the translation of all district/campus documents upon request. Staff Responsible for Monitoring: FaCE Coordinator	Formative			Summative
	Nov	Feb	May	
<div style="display: flex; justify-content: space-around; align-items: center;"> <div style="text-align: center;"> No Progress</div> <div style="text-align: center;"> Accomplished</div> <div style="text-align: center;"> Continue/Modify</div> <div style="text-align: center;"> Discontinue</div> </div>				





Goal 3: Mission CISD will recruit, select, and retain highly qualified personnel.

Performance Objective 1: Continue the implementation of a systematic plan for the recruitment, selection, and retention of high quality personnel in 2025-2026

High Priority

Evaluation Data Sources: Retention schedules





Strategy 1 Details	Reviews			
Strategy 1: Study and review pupil/teacher ratios in compliance with the state standards and district staffing guidelines. Staff Responsible for Monitoring: HR Exec. Director	Formative			Summative
	Nov	Feb	May	
Strategy 2 Details	Reviews			
Strategy 2: Continue to recruit and retain highly qualified teachers, instructional aides and substitutes by proactively identifying and contacting potential recruits, traveling to colleges and universities to recruit at job fairs/other events, as well as building a pool of candidates for future job placements. Post on social media networks. Staff Responsible for Monitoring: HR Exec. Director	Formative			Summative
	Nov	Feb	May	64
Strategy 3 Details	Reviews			
Strategy 3: Continue to study and propose revisions, as needed, to the teacher supplements that support the needs of students. Staff Responsible for Monitoring: HR Exec. Director	Formative			Summative
	Nov	Feb	May	
Strategy 4 Details	Reviews			
Strategy 4: Meet with Department Directors and campus administration to review and update staffing formulas, timelines, budget staff by fund and identify needs in the CNA with respect to staff that need to be addressed for upcoming year. Staff Responsible for Monitoring: HR Exec. Director	Formative			Summative
	Nov	Feb	May	
Strategy 5 Details	Reviews			
Strategy 5: Develop campus projections based on enrollment data and staffing formula . Staff Responsible for Monitoring: HR Exec. Director, Director for Information Systems	Formative			Summative
	Nov	Feb	May	

Strategy 6 Details	Reviews			
Strategy 6: Continue to support teacher of the year, retirement/recognition ceremonies. Staff Responsible for Monitoring: Hr Exec. Director, Public Relations Director	Formative			Summative
	Nov	Feb	May	
Strategy 7 Details	Reviews			
Strategy 7: Provide new teachers with ongoing support through TxBESS mentoring , Region I partnerships and district Treasuring our Professionals initiative . Staff Responsible for Monitoring: HR Exec. Director Funding Sources: - 255 Title II, Part A	Formative			Summative
	Nov	Feb	May	
Strategy 8 Details	Reviews			
Strategy 8: Budget to include competitive, market-based staff compensation plan that provides for pay increases. Staff Responsible for Monitoring: Asst. Supt. for Support Services	Formative			Summative
	Nov	Feb	May	
Strategy 9 Details	Reviews			65
Strategy 9: Provide equity adjustments for better alignment with market and with other positions performing comparable job duties. Staff Responsible for Monitoring: Asst. Supt. for Support Services	Formative			Summative
	Nov	Feb	May	
Strategy 10 Details	Reviews			
Strategy 10: Provide mental health support by hiring additional LPCs Staff Responsible for Monitoring: Asst. Supt. for Support Services	Formative			Summative
	Nov	Feb	May	
Strategy 11 Details	Reviews			
Strategy 11: Social workers are hired to provide ongoing family support. Staff Responsible for Monitoring: Asst. Supt. for Support Services	Formative			Summative
	Nov	Feb	May	
<div style="display: flex; justify-content: space-around; align-items: center;"> <div style="text-align: center;"> No Progress</div> <div style="text-align: center;"> Accomplished</div> <div style="text-align: center;"> Continue/Modify</div> <div style="text-align: center;"> Discontinue</div> </div>				

Goal 3: Mission CISD will recruit, select, and retain highly qualified personnel.





Performance Objective 2: Ensure that 100% of district personnel meet the highly qualified/effective standards in 2024-2025

Strategy 1 Details	Reviews			
Strategy 1: Continue to evaluate and update job descriptions to include curricular linkage and reflect position requirements and to ensure appraisal instruments measure job responsibilities. Staff Responsible for Monitoring: Exec. Director for HR	Formative			Summative
	Nov	Feb	May	
Strategy 2 Details	Reviews			
Strategy 2: Continue to Evaluate the equitable distribution of effective teachers and inexperienced teachers assignment by campus. Staff Responsible for Monitoring: Exec. Director for HR	Formative			Summative
	Nov	Feb	May	
Strategy 3 Details	Reviews			66
Strategy 3: Ensure coordinators for each of the four content areas are in a position to support the teachers and assist them with the implementation of the pacing charts and instructional strategies. Staff Responsible for Monitoring: Asst. Supt. for C&I Funding Sources: - 211 Title I, Part A	Formative			Summative
	Nov	Feb	May	
Strategy 4 Details	Reviews			
Strategy 4: Maintain the state T-TESS and TPESS appraisal system for principals and teachers. Staff Responsible for Monitoring: Exec. Director for HR	Formative			Summative
	Nov	Feb	May	
Strategy 5 Details	Reviews			
Strategy 5: Continue to evaluate and utilize the new Tyler Munis personnel management systems for staff accountability, time and attendance, and finance alignment. Staff Responsible for Monitoring: Asst. Supt. for Support, Asst. Supt. for Finance	Formative			Summative
	Nov	Feb	May	

Strategy 6 Details	Reviews			
<p>Strategy 6: Ensure Migrant tutors are provided to campuses with twenty-five or more migrant students to provide supplemental instructional support in the areas of Reading and Mathematics and to ensure graduation of all migrant students.</p> <p>Staff Responsible for Monitoring: Exec. Director for HR, Coordinator for Migrant Services</p> <p>Funding Sources: - 212 Title I, Part C, Migrant</p>	Formative			Summative
	Nov	Feb	May	
<p style="text-align: center;">  No Progress  Accomplished  Continue/Modify  Discontinue </p>				

Goal 3: Mission CISD will recruit, select, and retain highly qualified personnel.

Performance Objective 3: Ensure district personnel meet appropriate certification requirements

Strategy 1 Details	Reviews			
<p>Strategy 1: Continue to provide a targeted and consistent staff development plan that supports teacher quality under Every Student Succeeds Act (ESSA). Staff Responsible for Monitoring: Exec. Director for HR, Asst. Supt. for Support Services, Asst. Supt. for C&I</p>	Formative			Summative
	Nov	Feb	May	
Strategy 2 Details	Reviews			
<p>Strategy 2: Provide financial support to teachers in order to obtain certification in areas of high need and ensure stipends to retain teachers in those areas. Staff Responsible for Monitoring: Exec. Director for HR, Asst. Supt. for Support Services, Asst. Supt. for C&I Funding Sources: - 199 General Fund</p>	Formative			Summative
	Nov	Feb	May	
				68
Strategy 3 Details	Reviews			
<p>Strategy 3: Provide stipends to teachers implementing the various district instructional and extra curricular programs. ex..Bilingual / ESL Education Program Models and Approaches. Staff Responsible for Monitoring: Exec. Director for HR, Asst. Supt. for Support Services, Asst. Supt. for C&I, Bilingual/ESL Director</p>	Formative			Summative
	Nov	Feb	May	
<p style="text-align: center;">  No Progress  Accomplished  Continue/Modify  Discontinue </p>				

Goal 4: Mission CISD will maintain efficient operations teams to include the support of mental health, guidance and counseling, safe learning environment, technology, finance and facilities.


Performance Objective 1: Implementation of a comprehensive school counseling program (Section 33.005)

High Priority

Evaluation Data Sources: Counseling Handbook

Strategy 1 Details	Reviews			
Strategy 1: Deliver developmental guidance content in a systematic way to students. Staff Responsible for Monitoring: Director for Guidance & Counseling Funding Sources: - 289 Title IV, Part A-SSAEP, - 211 Title I, Part A, - 175 SCE DAEP	Formative			Summative
	Nov	Feb	May	
Strategy 2 Details	Reviews			
Strategy 2: Counselors and Student Resource Officers conduct classroom presentations and individual/group sessions based on a needs assessment. Staff Responsible for Monitoring: Director for Guidance & Counseling Funding Sources: - 175 SCE Non-Disciplinary AEP, - 289 Title IV, Part A-SSAEP, - 211 Title I, Part A	Formative			Summative
	Nov	Feb	May	
Strategy 3 Details	Reviews			
Strategy 3: Assist student in monitoring and understanding their own career pathway through pre-registration, transition, career awareness and career orientation at the elementary, Jr. High, and High School level. Staff Responsible for Monitoring: Director for Guidance & Counseling Funding Sources: - 175 SCE Title IA, Schoolwide Activity, - 211 Title I, Part A, - 289 Title IV, Part A-SSAEP	Formative			Summative
	Nov	Feb	May	
Strategy 4 Details	Reviews			
Strategy 4: Provide counseling and guidance services for all students and higher education requirements and/or expectations of students entering in the workforce or post/secondary university education Staff Responsible for Monitoring: Director for Guidance & Counseling Funding Sources: - 211 Title I, Part A, - 175 SCE Title IA, Schoolwide Activity, - 289 Title IV, Part A-SSAEP	Formative			Summative
	Nov	Feb	May	

Strategy 5 Details	Reviews			
<p>Strategy 5: Provide guidance lessons that target drug awareness, suicide prevention, antibullying, dating violence/healthy relationships and harassment through various means and support programs like Inner Explorer and Ripple Effect. resources.</p> <p>Staff Responsible for Monitoring: Director for Guidance & Counseling</p> <p>Funding Sources: - 175 SCE Title IA, Schoolwide Activity, - 211 Title I, Part A, - 289 Title IV, Part A-SSAEP</p>	Formative			Summative
	Nov	Feb	May	
Strategy 6 Details	Reviews			
<p>Strategy 6: Create and mentor small groups throughout the year to support and encourage low performing students with testing strategies, attendance, and self-esteem.</p> <p>Staff Responsible for Monitoring: Director for Guidance & Counseling</p> <p>Funding Sources: - 211 Title I, Part A, - 175 SCE Title IA, Schoolwide Activity, - 289 Title IV, Part A-SSAEP</p>	Formative			Summative
	Nov	Feb	May	
Strategy 7 Details	Reviews			
<p>Strategy 7: Ensure LPCs and AROs are available for students and provide mileage for possible visits.</p> <p>Staff Responsible for Monitoring: Director for Guidance & Counseling</p> <p>Funding Sources: - 289 Title IV, Part A-SSAEP, - 175 SCE Title IA, Schoolwide Activity</p>	Formative			Summative
	Nov	Feb	May	70
Strategy 8 Details	Reviews			
<p>Strategy 8: Counselors create and monitor a positive behavioral program (antibullying) with mentoring for secondary campuses.</p> <p>Staff Responsible for Monitoring: Director for Guidance & Counseling</p> <p>Funding Sources: - 289 Title IV, Part A-SSAEP, - 211 Title I, Part A</p>	Formative			Summative
	Nov	Feb	May	
Strategy 9 Details	Reviews			
<p>Strategy 9: Provide campus counselors with resources and equipment to ensure SEL opportunities for all students to include software, SEL programs and wellness rooms.</p> <p>Staff Responsible for Monitoring: Director for Guidance & Counseling</p> <p>Funding Sources: - 289 Title IV, Part A-SSAEP, - 211 Title I, Part A</p>	Formative			Summative
	Nov	Feb	May	

Strategy 10 Details	Reviews			
Strategy 10: Provide character building curriculum and lessons for students Staff Responsible for Monitoring: Director for Guidance & Counseling Funding Sources: - 211 Title I, Part A, - 289 Title IV, Part A-SSAEP	Formative			Summative
	Nov	Feb	May	
Strategy 11 Details	Reviews			
Strategy 11: Implement a First Offense Program to address Jr. High and high school at risk students Staff Responsible for Monitoring: Executive Director for Secondary Funding Sources: - 175 SCE DAEP	Formative			Summative
	Nov	Feb	May	
Strategy 12 Details	Reviews			
Strategy 12: Implement an Alternative School Program to address at risk students for both mandatory and discretionary alternative placement. The implementation will include the support of all staff salaries and the purchase of instructional materials as needed to ensure student success. Strategy's Expected Result/Impact: Reduce number of referrals to alternative setting Staff Responsible for Monitoring: Executive Directors for Secondary Funding Sources: - 175 SCE DAEP	Formative			Summative
	Nov	Feb	May	
				71
Strategy 13 Details	Reviews			
Strategy 13: Implementation of an Options I Program to address the instructional needs of those students seeking to obtain high school diploma Strategy's Expected Result/Impact: Increase graduation rate Staff Responsible for Monitoring: Director for Guidance & Counseling Funding Sources: - 175 SCE Non-Disciplinary AEP	Formative			Summative
	Nov	Feb	May	
				

Goal 4: Mission CISD will maintain efficient operations teams to include the support of mental health, guidance and counseling, safe learning environment, technology, finance and facilities.

Performance Objective 2: Positive campus and classroom environments are provided to promote safe learning environments.

High Priority

Evaluation Data Sources: safety logs, climate surveys

Strategy 1 Details	Reviews			
<p>Strategy 1: The district implements a freedom from bullying policy and procedures (FFI Legal/FFI Local).</p> <ul style="list-style-type: none"> o The District prohibits bullying, including cyberbullying, as defined by state law. Retaliation against anyone involved in the complaint process is a violation of District policy and is prohibited. o To obtain intervention and assistance, any student who believes that he or she has experienced bullying or believes that another student has experienced bullying should immediately report the alleged acts to a teacher, school counselor, principal, or other District professional employee, or anonymously report an alleged incident of bullying through the district's Stay Alert system. o Any District employee who suspects or receives notice that a student or group of students has or may have experienced bullying shall promptly notify the principal or designee. o A report may be made orally or in writing. If a report is made orally, the principal or designee shall prepare a written report from the oral information. o When an allegation of bullying is reported, the principal or designee shall notify a parent of the alleged victim on or before the third business day after the incident is reported. The principal or designee shall also notify a parent of the student alleged to have engaged in the conduct within a reasonable amount of time after the incident is reported o The principal or designee shall determine whether the allegations, if proven, would constitute prohibited conduct under FFH(LOCAL), Freedom from Discrimination, Harassment, and Retaliation. If so, the matter shall be referred to the appropriate District official, as set out in FFH(LOCAL), for processing in accordance with that policy. If not, the principal or designee shall conduct an investigation based on the allegations of bullying. If appropriate, the principal shall promptly take interim action calculated to prevent bullying during the course of the investigation. o If the District official determines that the alleged conduct, if proven, would not be a violation of this policy or of policy FFH, the District official shall so notify the complainant/reporter in writing and dismiss the complaint. o Absent extenuating circumstances, the investigation should be completed within ten District business days from the date of the report; however, the investigator shall take additional time if necessary to complete a thorough investigation. o The investigator shall prepare a written report of the investigation. The report shall include a determination of whether bullying occurred. If the alleged victim is facing possible disciplinary action based on a physical interaction or altercation with the alleged perpetrator, the report shall include a determination whether the victim used reasonable self-defense. A copy of the report will be filed with the Superintendent or other appropriate administrator. The principal shall also communicate a summary of the report and its conclusions to the complainant. o If an incident of bullying is confirmed, the principal or designee shall promptly notify the parents of both the victim and the perpetrator. o In no circumstance shall the District be required to inform the complainant of the specific disciplinary or corrective action taken. o If the results of an investigation indicate that bullying occurred, the District shall promptly respond by taking appropriate 	Formative			Summative
	Nov	Feb	May	
				72

disciplinary action in accordance with the Student Code of Conduct and may take corrective action reasonably calculated to address the conduct. The District may notify law enforcement in certain circumstances.

- o If the results of the investigation indicate bullying occurred, the principal or designee shall inform the victim, the perpetrator, and any witnesses of District counseling options available to them.
- o If the results of the investigation indicate bullying occurred, policy FDB will apply to any transfer request.
- o If the investigation reveals improper conduct that was not "bullying," the District may nonetheless take appropriate disciplinary action consistent with the Student Code of Conduct or other corrective action to address the conduct.
- o To the extent possible, the District shall endeavor to protect the privacy of the complainant, persons against whom the complaint is brought, and witnesses. However, limited disclosures may be necessary in order to conduct a thorough investigation.
- o A student who is dissatisfied with the outcome of the investigation may appeal through FNG(LOCAL), beginning at the appropriate level.
- o The District shall retain records of the complaint and investigation in accordance with CPC(LOCAL).
- o Information regarding this policy and any related procedures shall be included annually in the employee and student handbooks. The policy and procedures shall be posted on the District's website; a copy may also be obtained at each campus and the District's administrative offices.

Staff Responsible for Monitoring: Director for Guidance & Counseling

Funding Sources: - 289 Title IV, Part A-SSAEP, - 199 General Fund

Strategy 2 Details

Strategy 2: Campuses provide beginning of year training on processes and procedures to follow for reporting and following-up on bullying/cyberbullying, including but not limited to the establishing of a campus committee to address bullying by focusing on prevention/intervention efforts and health and wellness initiatives, including implementation and monitoring of Capturing Kids' Hearts.

- Implement systemic anti-bullying/pro-diversity program such as The Illumination Project.
- Capturing Kids' Hearts is implemented district-wide.
- Stay Alert Safety Program to allow students and community to report incidents.
- Inner Explorer is implemented district wide to promote mental health and well-being.
- Mindfulness rooms will be implemented district wide to promote mental health and well-being.
- Character Traits implemented monthly.
- Project RESSPECT and Restorative Discipline are implemented district-wide.
- School counselors provide weekly guidance lessons at the elementary and scheduled guidance lessons at the secondary on topics including kindness/David's Law/bullying/cyber-bullying, social media, positive relationships, and self-care.
- Specific daily/weekly/monthly character traits/themes are implemented to promote drug-free, kindness/anti-bullying/diversity:
 - o August/September Theme: CKH: Empathy/ Character Traits (CT): Trustworthiness
 - o 9/11 Remembrance
 - o September: Suicide Prevention Awareness Month
 - o September: National Hispanic Heritage Month
 - o October Theme: CKH: Self Direct/CT :Fairness
 - o October: National Bullying Prevention Month
 - o October: Domestic Violence Prevention Month
 - o October: Epilepsy Awareness Month
 - o October: World Day of Bullying Prevention

Reviews

73

Formative			Summative
Nov	Feb	May	





- o October: Indigenous Peoples' Day/Columbus Day
- o October: National Stop Bullying Day
- o October: Unity Day (wear orange)
- o October: Red Ribbon Week
- o November Theme: CKH: Teamwork/ CT:Courtesy
- o November: National Stress Awareness Day
- o November 11: Veterans Day
- o November: World Kindness Day
- o November: Thanksgiving
- o December Theme: CKH& CT: Responsibility/CT: Gratitude
- o December: Hanukkah
- o December 25: Christmas
- o December-January : Kwanzaa
- o January Theme: CKH: Respect/CT: Citizenship
- o January 1: New Year's Day
- o January: Martin Luther King Jr. Day
- o February Theme: CKH: Kindness/CT: Fairness
- o February Teen Dating Violence Awareness Month
- o February Eating Disorders Month
- o February: Black History Month/Diversity/Kindness Month
- o February: Valentine's Day
- o February: President's Day
- o March Theme: CKH: Courage/ CT: Caring
- o March Self-Harm Awareness Month
- o March Alcohol and Drug Awareness(Spring Break)
- o March: Women's History Month
- o March: St. Patrick's Day
- o April Theme: CKH: Perseverance
- o April Child Abuse Prevention Month
- o April: Financial Literacy
- o April Sexual Assault & Prevention Awareness Month
- o March: Easter
- o April: Earth Day
- o May Theme: CKH: Integrity/CT: School Pride
- o May Mental Health Awareness Month
- o May: Memorial Day

Staff Responsible for Monitoring: Director for Guidance & Counseling

Funding Sources: - 211 Title I, Part A, - 255 Title II, Part A, - 289 Title IV, Part A-SSAEP

Strategy 3 Details	Reviews			
<p>Strategy 3: Assess the needs in order to ensure that resources and safety and security personnel are used effectively to attain a safe and secure environment. Provide clearly defined roles and responsibilities for campus SRO and Security personnel. Enforce CDC guidelines.</p> <p>Staff Responsible for Monitoring: Director for Safety & Security, Director for Guidance & Counseling, Asst. Supt. for Support Services</p>	Formative			Summative
	Nov	Feb	May	
Strategy 4 Details	Reviews			
<p>Strategy 4: Implement a Multi-Hazard Emergency Operations Plan that addresses mitigation, preparedness, response, and recovery in 24-25.</p> <p>Staff Responsible for Monitoring: Asst. Supt. for Support Services</p>	Formative			Summative
	Nov	Feb	May	
Strategy 5 Details	Reviews			
<p>Strategy 5: Modify and improve the districtwide Discipline Plan with clear processes and monitor discipline referrals.</p> <p>Staff Responsible for Monitoring: Asst. Supt. for C&I, Asst. Supt. for Support Services</p>	Formative			Summative
	Nov	Feb	May	
Strategy 6 Details	Reviews			75
<p>Strategy 6: Update and provide yearly district employee training in responding to an emergency and FEMA, NIMS, Digital Threat Assessment, Sandy Hook Training (100, 200, 700 & 800) training to all campus administrators.</p> <p>Staff Responsible for Monitoring: Asst. Supt. for Support Services</p>	Formative			Summative
	Nov	Feb	May	
Strategy 7 Details	Reviews			
<p>Strategy 7: Ensure that each campus conducts recommended preparedness school drills to prepare students and employees for responding to an emergency. (Fire/evacuation, Hold, Lockdown, Severe Weather/Tornado, Reverse Evacuation, Shelter in Place, Active Shooter)</p> <p>Staff Responsible for Monitoring: Asst. Supt. for Support Services</p>	Formative			Summative
	Nov	Feb	May	
Strategy 8 Details	Reviews			
<p>Strategy 8: Provide measures to ensure coordination with Federal, State, and Local emergency management agencies.</p> <p>Staff Responsible for Monitoring: Asst. Supt. for Support Services</p>	Formative			Summative
	Nov	Feb	May	
Strategy 9 Details	Reviews			
<p>Strategy 9: Develop Mutual Aid Agreements with Community partners to improve emergency management efforts.</p> <p>Staff Responsible for Monitoring: Asst. Supt. for Support Services</p>	Formative			Summative
	Nov	Feb	May	

Strategy 10 Details	Reviews			
Strategy 10: Continue the Implementation of a security audit of the District's facilities at least once every three years. Staff Responsible for Monitoring: Asst. Supt. for Support Services, Director for Safety and Security	Formative			Summative
	Nov	Feb	May	
Strategy 11 Details	Reviews			
Strategy 11: Create a team of personnel who are trained on the Texas Behavior Support Initiative (TBSI), Crisis Prevention Intervention (CPI), Satori Alternatives to Managing Agression (SAMA) components in order to address the provisions of the law for students under (IDEA) and respond to campus crises as they arise. Staff Responsible for Monitoring: Asst. Supt. for Support Services, Director for Safety & Security	Formative			Summative
	Nov	Feb	May	
Strategy 12 Details	Reviews			
Strategy 12: Conduct DAEP/JJAEP Referral Procedure Orientation Training for principals and assistant principals in procedures for assigning students to Alternative School. Staff Responsible for Monitoring: Asst. Supt. for C&I, Executive Director, DAEP Administrator Funding Sources: - 175 SCE DAEP	Formative			Summative
	Nov	Feb	May	
				76
Strategy 13 Details	Reviews			
Strategy 13: Implement RTI (Response to Intervention) before students are assigned to the Alternative School except for mandatory placements to DAEP/JJAEP Staff Responsible for Monitoring: Asst. Supt. for C&I, Executive Directors, DAEP Administrator Funding Sources: - 175 SCE DAEP	Formative			Summative
	Nov	Feb	May	
Strategy 14 Details	Reviews			
Strategy 14: Continue to assess and reevaluate the district's safety measures and provide appropriate items to ensure the safety and well-being of all district students and staff to include surveillance equipment, cameras, etc. Staff Responsible for Monitoring: Asst. Supt. for Support Services, Director for Safety & Security Funding Sources: - 289 Title IV, Part A-SSAEP	Formative			Summative
	Nov	Feb	May	
Strategy 15 Details	Reviews			
Strategy 15: Use Social Centinel, Restorative Discipline, Project RESSPECT, portable metal detector, Identification software, and Vape detectors/equipment as means to provide safe learning environment. Staff Responsible for Monitoring: Asst. Supt. for Support Services, Director for Safety & Security Funding Sources: - 289 Title IV, Part A-SSAEP, - 255 Title II, Part A	Formative			Summative
	Nov	Feb	May	

Strategy 16 Details	Reviews			
Strategy 16: Develop a District Communication Center to ensure a safe environment for all district staff and students Staff Responsible for Monitoring: Director for Safety & Security Funding Sources: - 199 General Fund	Formative			Summative
	Nov	Feb	May	
Strategy 17 Details	Reviews			
Strategy 17: Provide survey software to collect and analyze student bullying information. Survey will be completed by district students in grades 3-12 Staff Responsible for Monitoring: Director for Support Services Funding Sources: - 289 Title IV, Part A-SSAEP	Formative			Summative
	Nov	Feb	May	
Strategy 18 Details	Reviews			
Strategy 18: Enter into MOU with Hidalgo County for discretionary placements at JJAEP. Staff Responsible for Monitoring: Director for Guidance & Counseling Funding Sources: - 175 SCE DAEP	Formative			Summative
	Nov	Feb	May	
				77
 No Progress  Accomplished  Continue/Modify  Discontinue				

Goal 4: Mission CISD will maintain efficient operations teams to include the support of mental health, guidance and counseling, safe learning environment, technology, finance and facilities.

Performance Objective 3: Provide intervention strategies that support the safety and wellness of all students for 25-26 and beyond.

High Priority

Strategy 1 Details	Reviews			
<p>Strategy 1: Conduct awareness sessions/trainings for all administrators and nursing staff to support the safety and wellness of the students and staff. Mental Health and First Aid Training, Trauma Training Staff Responsible for Monitoring: Director for Maintenance and Safety, Director for Health Services Funding Sources: - 289 Title IV, Part A-SSAEP</p>	Formative			Summative
	Nov	Feb	May	
Strategy 2 Details	Reviews			
<p>Strategy 2: Coordinate services to better serve our students, families, and district through Community Partners. Staff Responsible for Monitoring: FaCE Coordinator</p>	Formative			Summative
	Nov	Feb	May	
Strategy 3 Details	Reviews			
<p>Strategy 3: Review, revise, and implement the Drop Out Recovery Program. Staff Responsible for Monitoring: Executive Director for Secondary, FaCE Coordinator Funding Sources: - 211 Title I, Part A</p>	Formative			Summative
	Nov	Feb	May	
Strategy 4 Details	Reviews			
<p>Strategy 4: Provide assistance to student's suffering from an acute or chronic condition that impedes the student from achieving academic success. Staff Responsible for Monitoring: Director for Health Services, 504 Coordinator Funding Sources: - 175 SCE Title IA, Schoolwide Activity, - 289 Title IV, Part A-SSAEP, - 211 Title I, Part A</p>	Formative			Summative
	Nov	Feb	May	

Strategy 5 Details	Reviews			
<p>Strategy 5: Training will be provided for all administrators to acquire knowledge in the following areas: -student behavior, - encourage goal settings, -increase academic skills, increase attendance, - discourage the use of illegal drugs and alcohol, -discourage gang involvement along with other potentially harmful activities</p> <p>Staff Responsible for Monitoring: Asst. Supt. for C&I, District Executive Directors, Director for Guidance & Counseling</p> <p>Funding Sources: - 289 Title IV, Part A-SSAEP, - 211 Title I, Part A</p>	Formative			Summative
	Nov	Feb	May	
Strategy 6 Details	Reviews			
<p>Strategy 6: Monitor the Options Program at each comprehensive high school to ensure new state assessment guidelines are being met.</p> <p>Staff Responsible for Monitoring: Asst. Supt. for C&I</p> <p>Funding Sources: - 175 SCE Non-Disciplinary AEP</p>	Formative			Summative
	Nov	Feb	May	
Strategy 7 Details	Reviews			
<p>Strategy 7: Provide Pregnancy Related Services (PRS) to assist students during the pregnancy and postpartum periods.</p> <p>Staff Responsible for Monitoring: Director for Guidance & Counseling</p> <p>Funding Sources: - 175 SCE Non-Disciplinary AEP</p>	Formative			Summative
	Nov	Feb	May	
Strategy 8 Details	Reviews			
<p>Strategy 8: Provide presentations for students to encourage and promote attendance, prevent truancy, and student awareness on bullying, cyberbullying, drug awareness, etc.</p> <p>Staff Responsible for Monitoring: Asst. Supt. for C&I and Support Services</p> <p>Funding Sources: - 175 SCE Title IA, Schoolwide Activity</p>	Formative			Summative
	Nov	Feb	May	
Strategy 9 Details	Reviews			
<p>Strategy 9: Provide assistance to students to address social, emotional, physical, and/or medical concerns.</p> <p>Staff Responsible for Monitoring: Director for Guidance & Counseling, Director for Health Services</p> <p>Funding Sources: - 211 Title I, Part A</p>	Formative			Summative
	Nov	Feb	May	



No Progress



Accomplished



Continue/Modify



Discontinue


Goal 4: Mission CISD will maintain efficient operations teams to include the support of mental health, guidance and counseling, safe learning environment, technology, finance and facilities.

Performance Objective 4: Intervention strategies include providing a suicide prevention program, conflict resolution program, violence prevention program, Positive Behavior Intervention Program, Grief and Trauma Informed Care to include professional development for professional staff on these intervention programs.

High Priority

Strategy 1 Details	Reviews			
<p>Strategy 1: School counselors/LPCs/Social Workers will provide small group presentations regarding suicide prevention, which includes individual/group counseling as needed, including implementing a safety plan when a student exhibits signs of harm to self or others; the plan includes parent/guardian notification.</p> <p>Staff Responsible for Monitoring: Director for Guidance & Counseling</p>	Formative			Summative
	Nov	Feb	May	
Strategy 2 Details	Reviews			
<p>Strategy 2: School counselors/LPCs/Social Workers will provide classroom presentations regarding conflict resolution, which includes individual/group counseling as needed.</p> <p>Staff Responsible for Monitoring: Director for Guidance & Counseling</p> <p>Funding Sources: - 289 Title IV, Part A-SSAEP, - 211 Title I, Part A, - 175 SCE Title IA, Schoolwide Activity</p>	Formative			Summative
	Nov	Feb	May	80
Strategy 3 Details	Reviews			
<p>Strategy 3: School counselors/LPCs/Social Workers will provide classroom presentations regarding violence prevention, which includes individual/group counseling as needed.</p> <p>Staff Responsible for Monitoring: Asst. Supt. for Support Services, Director for Guidance & Counseling</p> <p>Funding Sources: - 289 Title IV, Part A-SSAEP, - 211 Title I, Part A</p>	Formative			Summative
	Nov	Feb	May	

Strategy 4 Details	Reviews			
<p>Strategy 4: The district implements a "3-Tier Model of Positive Behavior Intervention and Support"</p> <ul style="list-style-type: none"> o Tier 1: All Students: Project RESSPECT is implemented in elementary campuses and Restorative Discipline is implemented in secondary campuses. All campuses implement Capturing Kids' Hearts and reinforce kindness. Classroom norms, rules, and reward systems are in place for all students. The district developed comprehensive guidance program is implemented by counselors. Inner Explorer is implemented for all students. o Tier 2: 10-15% of the students who are undergoing situations and are in need of additional support: Group Counseling based upon need by campus counselors. Implementation of the Why Try curriculum. Mindfulness rooms to de-escalate situations. o Tier 3: 5-10% of the students who need in-depth counseling and support: School counselors, Licensed Professional Counselors, behavior specialists, and/or licensed specialists in school psychology work with the students and if necessary, families, to provide intervention and support. Implementation of Why Try curriculum if needed. <p>Staff Responsible for Monitoring: Asst. Supt. for C&I, Director for Guidance & Counseling</p> <p>Funding Sources: - 289 Title IV, Part A-SSAEP, - 211 Title I, Part A</p>	Formative			Summative
	Nov	Feb	May	
Strategy 5 Details	Reviews			
<p>Strategy 5: Campus and district administrators receive legal updates annually on topics including:</p> <ul style="list-style-type: none"> o David's Law (Feb 2024), bullying (Jan 2024), cyberbullying o Sexual harassment <p>Campus and district administrators received scheduled trainings on digital threat assessments, school safety, diversity, sexual harassment/misconduct, cybersecurity, human trafficking, discrimination, standard response protocols</p> <p>The district's Licensed Professional Counselors present sessions to campus and district administration every other month on the following topics:</p> <ul style="list-style-type: none"> o Bullying/Cyberbullying o Suicide prevention/intervention o Human trafficking o De-escalation/Emotional Regulation o Mindfulness Based Stress Reduction o Mental health topics o Mental Health Assessments(PHQ, GAD-7, C-SSRS) <p>Staff Responsible for Monitoring: Asst. Supt. for C&I, Director for Guidance & Counseling</p> <p>Funding Sources: - 211 Title I, Part A, - 289 Title IV, Part A-SSAEP</p>	Formative			Summative
	Nov	Feb	May	

Strategy 6 Details	Reviews			
<p>Strategy 6: Deliver developmental guidance content to students in a systematic way. School Counselors and Student Resource Officers conduct classroom presentations and individual/group sessions based on a needs assessment and the annual bullying survey.</p> <p>Provide guidance lessons that target drug awareness, suicide prevention/intervention, anti-bullying/anti-cyberbullying, dating violence/healthy relationships and harassment through various means to include Rachel's Challenge Program, Capturing Kids' Hearts, and Why Try as well as other resources.</p> <p>Provide presentations for students to encourage and promote attendance, prevent truancy, and student awareness on bullying, cyberbullying, drug awareness, etc.</p> <p>School Counselors create and monitor a positive behavioral program (anti-bullying) with mentoring for secondary campuses.</p> <p>Inner Explorer is used to assist students in self-monitoring stress/emotional regulation.</p> <p>Mindfulness rooms will be used for individual/group/family therapy.</p> <p>School Counselors will initiate an Anti-Bullying/Cyberbullying School Club district-wide.</p> <p>Staff Responsible for Monitoring: Asst. Supt. for C&I, Director for Guidance & Counseling</p> <p>Funding Sources: - 255 Title II, Part A, - 211 Title I, Part A, - 289 Title IV, Part A-SSAEP</p>	Formative			Summative
	Nov	Feb	May	
Strategy 7 Details	Reviews			
<p>Strategy 7: Provide professional development on-line training sessions to meet SB 1267 requirements.</p> <p>Staff Responsible for Monitoring: Asst. Supt. for C&I, Director for Guidance & Counseling</p> <p>Funding Sources: - 289 Title IV, Part A-SSAEP, - 211 Title I, Part A, - 199 General Fund</p>	Formative			Summative
	Nov	Feb	May	
				

Goal 4: Mission CISD will maintain efficient operations teams to include the support of mental health, guidance and counseling, safe learning environment, technology, finance and facilities.





Performance Objective 5: In 25-26, the district will establish plans for technology integration, technology replacement and district initiatives adjust as necessary to address technology priorities, access, and use.

Strategy 1 Details	Reviews			
<p>Strategy 1: Ensure that technology is seamlessly integrated so that all students demonstrate the ability to access information, utilize modes of communication, and other technology competencies necessary for digital-age literacy across all content areas by the end of the school year.</p> <p>Staff Responsible for Monitoring: Asst. Supt. for Business Operations, Director for Technology, Director for Instructional Technology</p> <p>Funding Sources: - 211 Title I, Part A, - 175 SCE Title IA, Schoolwide Activity</p>	Formative			Summative
	Nov	Feb	May	
Strategy 2 Details	Reviews 83			
<p>Strategy 2: Continue to assess and analyze technology needs to support implementation of instructional technology by campus/departments. Implement a curriculum for Technology Application TEKS through Learning.com for K-12th grade.</p> <p>Staff Responsible for Monitoring: Director for Instructional Technology, Director for Technology, Asst. Supt. for Business Operations</p> <p>Funding Sources: - 199 General Fund</p>	Formative			Summative
	Nov	Feb	May	
Strategy 3 Details	Reviews			
<p>Strategy 3: Ensure there is adequate number of personnel to meet the needs of the growing technology demands for the district.</p> <p>Staff Responsible for Monitoring: Asst. Supt. for Business Operations, Director for Technology</p> <p>Funding Sources: - 199 General Fund, - 211 Title I, Part A</p>	Formative			Summative
	Nov	Feb	May	
Strategy 4 Details	Reviews			
<p>Strategy 4: Continue to apply for eRate discounts for eligible services.</p> <p>Staff Responsible for Monitoring: Director for Technology</p>	Formative			Summative
	Nov	Feb	May	

Strategy 5 Details	Reviews			
Strategy 5: Develop and implement district designed evaluation report as a needs assessment to ensure timely updates to the District Technology Plan. Staff Responsible for Monitoring: Director for Instructional Technology	Formative			Summative
	Nov	Feb	May	
Strategy 6 Details	Reviews			
Strategy 6: Continue to purchase technology support equipment needed to facilitate the implementation of software/hardware technology across the curriculum. Staff Responsible for Monitoring: Director for Technology & Director for Instructional Technology Funding Sources: - 199 General Fund, - 175 SCE Title IA, Schoolwide Activity, - 211 Title I, Part A	Formative			Summative
	Nov	Feb	May	
Strategy 7 Details	Reviews			
Strategy 7: Continue to update and/or purchase new computer software and hardware to meet student academic expectations, campus and classroom technology schematic expectations, and central office operations to include ipads, chromebooks, laptops, desktops, etc. Staff Responsible for Monitoring: Director for Technology & Director for Instructional Technology Funding Sources: - 161 State Career & Technical, - 199 General Fund, - 175 SCE Title IA, Schoolwide Activity, - 211 Title I, Part A, - 165 State Bilingual/ESL	Formative			Summative
	Nov	Feb	May	
				84
Strategy 8 Details	Reviews			
Strategy 8: Continue to implement the Software Approval Form for all new/renewal instructional software for the district. Staff Responsible for Monitoring: Director for Instructional Technology, Director for Technology	Formative			Summative
	Nov	Feb	May	
Strategy 9 Details	Reviews			
Strategy 9: Create District/ Campus Technology Committee to review products and train staff. Staff Responsible for Monitoring: Director for Technology & Director for Instructional Technology	Formative			Summative
	Nov	Feb	May	

Strategy 10 Details	Reviews			
<p>Strategy 10: Continue to implement, train, and support on instructional technology applications such as Edgenuity, Renaissance, IXL, IReady Mtah & Reading, I-Station, Region One Library Services Cooperative Resources, Follett Destiny, A, Focus Student Information System Gradebook, Eduphoria, STEMSCOPES, Google Workspace for Education, Clever, and other campus-based instructional software to improve student performance as well as support and explore curriculum integration activities by providing technology and software.</p> <p>Staff Responsible for Monitoring: Director for Instructional Technology</p> <p>Funding Sources: - 165 State Bilingual/ESL, - 175 SCE Title IA, Schoolwide Activity, - 211 Title I, Part A</p>	Formative			Summative
	Nov	Feb	May	
Strategy 11 Details	Reviews			
<p>Strategy 11: Conduct district trainings on the utilization of SMART boards, tablets, Chromebooks, laptops, desktops, and other hardware to assist teachers with the delivery of instruction.</p> <p>Staff Responsible for Monitoring: Director for Technology, Director for Instructional Technology</p> <p>Funding Sources: - 211 Title I, Part A, - 255 Title II, Part A</p>	Formative			Summative
	Nov	Feb	May	
Strategy 12 Details	Reviews			
<p>Strategy 12: Conduct regular meetings for attendance, grading, Public Education Information Management System, discipline and master scheduling as well as trainings for parents on the Student SIS parent portal.</p> <p>Staff Responsible for Monitoring: Director for Information Systems, FaCE Coordinator</p>	Formative			Summative
	Nov	Feb	May	85
Strategy 13 Details	Reviews			
<p>Strategy 13: Conduct summer school planning meeting no later than April 30 to properly set up Focus Student Information System and all instructional software/hardware needed.</p> <p>Staff Responsible for Monitoring: Executive Director for Special Programs & School Improvement</p>	Formative			Summative
	Nov	Feb	May	
Strategy 14 Details	Reviews			
<p>Strategy 14: Seek technology funding through grant opportunities presented by state and federal agencies and include partnerships so that the district continues to provide the best technology to students and staff.</p> <p>Staff Responsible for Monitoring: Director for Technology</p>	Formative			Summative
	Nov	Feb	May	

Strategy 15 Details	Reviews			
<p>Strategy 15: Review fixed assets comprehensive inventory for all technology hardware and implement a plan for reposition every 3 years and replacement of technology equipment every 5 years.</p> <p>Staff Responsible for Monitoring: Director for Technology</p> <p>Funding Sources: - 199 General Fund, - 161 State Career & Technical, - 175 SCE Title IA, Schoolwide Activity, - 165 State Bilingual/ESL, - 211 Title I, Part A</p>	Formative			Summative
	Nov	Feb	May	
Strategy 16 Details	Reviews			
<p>Strategy 16: Continue to support and maintain network hardware equipment to comply with CIPA (Children Internet Protection Act) requirements.</p> <p>Staff Responsible for Monitoring: Director for Technology</p> <p>Funding Sources: - 199 General Fund</p>	Formative			Summative
	Nov	Feb	May	
Strategy 17 Details	Reviews			
<p>Strategy 17: Support and explore curriculum integration activities by providing technology to promote student achievement.</p> <p>Staff Responsible for Monitoring: Director for Instructional Technology</p> <p>Funding Sources: - 161 State Career & Technical, - 175 SCE Title IA, Schoolwide Activity, - 199 General Fund, - 211 Title I, Part A</p>	Formative			Summative
	Nov	Feb	May	86
Strategy 18 Details	Reviews			
<p>Strategy 18: Continue to support and maintain campus copiers to print the necessary supplemental instructional documents needed to improve student achievement in state assessments.</p> <p>Staff Responsible for Monitoring: Asst. Supt. for Business Operations, Exec. Director for Finance</p> <p>Funding Sources: - 175 SCE Title IA, Schoolwide Activity, - 211 Title I, Part A, - 199 General Fund</p>	Formative			Summative
	Nov	Feb	May	
Strategy 19 Details	Reviews			
<p>Strategy 19: Continue to hold Technology Integration Committee meetings to standardize instructional technologies throughout the district.</p> <p>Staff Responsible for Monitoring: Director for Instructional Technology, Director for Technology</p>	Formative			Summative
	Nov	Feb	May	


Strategy 20 Details	Reviews			
Strategy 20: Maintain and manage On Data Suite for Education district wide for staff and students. Staff Responsible for Monitoring: Director for Information Systems Funding Sources: - 211 Title I, Part A	Formative			Summative
	Nov	Feb	May	
Strategy 21 Details	Reviews			
Strategy 21: One to One Chromebook /I Pad/Laptops Initiative for district students for instruction. Staff Responsible for Monitoring: Director for Technology, Asst. Supt. for Business Operations Funding Sources: - 175 SCE Title IA, Schoolwide Activity, - 211 Title I, Part A	Formative			Summative
	Nov	Feb	May	
 No Progress  Accomplished  Continue/Modify  Discontinue				

Goal 4: Mission CISD will maintain efficient operations teams to include the support of mental health, guidance and counseling, safe learning environment, technology, finance and facilities.

Performance Objective 6: Mission CISD will develop and implement a sound annual budget, determine alternative sources for funding, pursue innovative investment options and educate all stakeholders regarding the financial system of public education and the fiscal responsibility and stability of the district.

Strategy 1 Details	Reviews			
Strategy 1: Educate all stakeholders regarding the financial system of public education and the fiscal responsibility and stability of the district. This includes providing business office trainings to all administrators, secretaries, clerks and club sponsors at least twice annually. Staff Responsible for Monitoring: Asst. Superintendent for Business Operations, Exec. Director For Finance	Formative			Summative
	Nov	Feb	May	
Strategy 2 Details	Reviews			
Strategy 2: Review, adjust and inform the Board of Trustees of the overall budget planning process to maximize available resources. Staff Responsible for Monitoring: Asst. Superintendent for Business Operations, Exec. Director For Finance	Formative			Summative
	Nov	Feb	May	88
Strategy 3 Details	Reviews			
Strategy 3: Conduct an overview with campus administrators on budget allocations and balances. Staff Responsible for Monitoring: Asst. Superintendent for Business Operations, Exec. Director For Finance Funding Sources: - 199 General Fund	Formative			Summative
	Nov	Feb	May	
Strategy 4 Details	Reviews			
Strategy 4: Generate monthly income statement reports to club sponsors through campus administration. Staff Responsible for Monitoring: Internal Auditor	Formative			Summative
	Nov	Feb	May	
Strategy 5 Details	Reviews			
Strategy 5: Sustain and expand two way communication between campuses, departments and central office administration through Finance division. Staff Responsible for Monitoring: Asst. Superintendent for Business Operations, Exec. Director For Finance	Formative			Summative
	Nov	Feb	May	

Strategy 6 Details	Reviews			
Strategy 6: Seek TEA and Federal Government for Grant opportunities. Staff Responsible for Monitoring: Executive Director for Special Programs & School Improvement	Formative			Summative
	Nov	Feb	May	
Strategy 7 Details	Reviews			
Strategy 7: Continue to submit annual E-Rate application based on identified needs. Staff Responsible for Monitoring: Asst. Superintendent for Business Operations, Director for Technology Funding Sources: - 199 General Fund	Formative			Summative
	Nov	Feb	May	
Strategy 8 Details	Reviews			
Strategy 8: Monitor campus economically disadvantaged percentages to determine the extent of eligible discounted services. Staff Responsible for Monitoring: Asst. Superintendent for Business Operations, Director for Information Systems	Formative			Summative
	Nov	Feb	May	
Strategy 9 Details	Reviews			
Strategy 9: Increase average daily attendance to maximize state funding Staff Responsible for Monitoring: Asst. Superintendent for Business Operations, Director for Information Systems	Formative			Summative
	Nov	Feb	May	
Strategy 10 Details	Reviews			
Strategy 10: Evaluate investment practices to maximize return on District investments. Staff Responsible for Monitoring: Asst. Superintendent for Business Operations, Exec. Director For Finance	Formative			Summative
	Nov	Feb	May	
Strategy 11 Details	Reviews			
Strategy 11: Evaluate debt management practices and recommend changes to minimize the cost of borrowing, maximize state aid and manage the tax rate. Staff Responsible for Monitoring: Asst. Superintendent for Business Operations, Exec. Director For Finance	Formative			Summative
	Nov	Feb	May	
Strategy 12 Details	Reviews			
Strategy 12: Review and recommend budget amendments based on anticipated changes in economic factors. Staff Responsible for Monitoring: Asst. Superintendent for Business Operations, Exec. Director For Finance	Formative			Summative
	Nov	Feb	May	





Strategy 13 Details	Reviews			
Strategy 13: Monitor grant funds in order to determine sustainability of programs from year to year. Staff Responsible for Monitoring: Asst. Superintendent for Business Operations, Exec. Director For Finance	Formative			Summative
	Nov	Feb	May	
Strategy 14 Details	Reviews			
Strategy 14: Review and evaluate fiscal policies and controls to preserve the District's fiscal position. Staff Responsible for Monitoring: Asst. Superintendent for Business Operations, Exec. Director For Finance	Formative			Summative
	Nov	Feb	May	
Strategy 15 Details	Reviews			
Strategy 15: Continue evaluation of the purchasing practices to ensure that the best quality items are obtained Staff Responsible for Monitoring: Asst. Superintendent for Business Operations, Exec. Director For Finance	Formative			Summative
	Nov	Feb	May	
<div style="display: flex; justify-content: space-around; align-items: center;"> <div style="text-align: center;"> No Progress</div> <div style="text-align: center;"> Accomplished</div> <div style="text-align: center;"> Continue/Modify</div> <div style="text-align: center;"> Discontinue</div> </div>				

Goal 4: Mission CISD will maintain efficient operations teams to include the support of mental health, guidance and counseling, safe learning environment, technology, finance and facilities.

Performance Objective 7: In 25-26, the District will develop an action plan that addresses district growth and facility needs for the 25-26 school year and beyond.

Strategy 1 Details	Reviews			
Strategy 1: Maintenance supervisors will inspect the facilities and school grounds and report findings to Maintenance Director. Staff Responsible for Monitoring: Asst. Supt. for Operations	Formative			Summative
	Nov	Feb	May	
Strategy 2 Details	Reviews			
Strategy 2: Continue to conduct a needs assessment to determine the facilities and equipment needs of all the campuses. Staff Responsible for Monitoring: Asst. Supt. for Operations	Formative			Summative
	Nov	Feb	May	
				91
Strategy 3 Details	Reviews			
Strategy 3: Continue the implementation of the electronic record system. Staff Responsible for Monitoring: Asst. Supt. for Operations	Formative			Summative
	Nov	Feb	May	
Strategy 4 Details	Reviews			
Strategy 4: Comply with State and Federal guidelines. Staff Responsible for Monitoring: Asst. Supt. for Operations	Formative			Summative
	Nov	Feb	May	
Strategy 5 Details	Reviews			
Strategy 5: Review progress report during the monthly Board Workshops Staff Responsible for Monitoring: Asst. Supt. for Operations	Formative			Summative
	Nov	Feb	May	
Strategy 6 Details	Reviews			
Strategy 6: Address security and safety audit findings. Maintenance Department will submit work orders to address the findings based on the inspection. Staff Responsible for Monitoring: Asst. Supt. for Operations, Maintenance Director	Formative			Summative
	Nov	Feb	May	

Strategy 7 Details	Reviews			
Strategy 7: Maintain and beautify the facilities and grounds. Staff Responsible for Monitoring: Asst. Supt. for Operations	Formative			Summative
	Nov	Feb	May	
Strategy 8 Details	Reviews			
Strategy 8: Campuses and departments will box, label, date and forward documents to warehouse for archiving all records electronically. Staff Responsible for Monitoring: Asst. Supt. for Operations	Formative			Summative
	Nov	Feb	May	
Strategy 9 Details	Reviews			
Strategy 9: Validate and Implement new nutritional dietary guidelines. Staff Responsible for Monitoring: Director for CNP	Formative			Summative
	Nov	Feb	May	
Strategy 10 Details	Reviews			
Strategy 10: Assess and address HVAC and air quality at all district facilities. Staff Responsible for Monitoring: Asst. Supt. for Operations Funding Sources: - 199 General Fund	Formative			Summative
	Nov	Feb	May	92
Strategy 11 Details	Reviews			
Strategy 11: Assess and prioritize the construction projects planned for the 25-26 school year. Staff Responsible for Monitoring: Asst. Supt. for Operations Funding Sources: - 199 General Fund	Formative			Summative
	Nov	Feb	May	
Strategy 12 Details	Reviews			
Strategy 12: Continue with a needs assessment to determine obsolete equipment, furniture, facilities, and technology. Staff Responsible for Monitoring: Asst. Supt. for Operations	Formative			Summative
	Nov	Feb	May	
Strategy 13 Details	Reviews			
Strategy 13: Establish a five year plan that outlines the furniture replacement schedule for campuses in need of replacing large quantities of student desks, teacher desks, cafeteria furniture, filing cabinets, storage cabinets, etc. Staff Responsible for Monitoring: Asst. Supt. for Operations Funding Sources: - 199 General Fund	Formative			Summative
	Nov	Feb	May	

Strategy 14 Details	Reviews			
<p>Strategy 14: Each campus and department will identify obsolete furniture, technology and equipment and complete and submit the transfer and disposal form. Surplus campus furniture will first be redirected to campuses with need before declaring it District surplus. Utilize an on-line auction system to discard obsolete furniture/equipment.</p> <p>Staff Responsible for Monitoring: Asst. Supt. for Operations</p>	Formative			Summative
	Nov	Feb	May	
<p style="text-align: center;">  No Progress  Accomplished  Continue/Modify  Discontinue </p>				

State Compensatory

Budget for District Improvement Plan

Total SCE Funds: \$10,226,705.00

Total FTEs Funded by SCE: 1.5

Brief Description of SCE Services and/or Programs

Comp. Ed. funds are utilized for the following: * tutorials * team teachers * instructional software (supplemental) *accelerated instruction *secondary summer school *instructional materials

Personnel for District Improvement Plan

<u>Name</u>	<u>Position</u>	<u>FTE</u>
Gerardo Rodriguez	ARO	0.5
Melissa Alvarado	ARO	0.5
Patricia Morales	ARO	0.5

Title I Personnel

<u>Name</u>	<u>Position</u>	<u>Program</u>	<u>FTE</u>
Beatrice Aniceto-Olson	Nurse Aide	supplemental	1
Briana Cardoza-Guzman	LVN	supplemental	1
Dora Martinez	Nurse Aide	supplemental	1
Elizabeth Barroso	Nurse Aide	supplemental	1
Emily Alvarado	Coordinator Early Childhood	supplemental	1
Erica Chapa	Nurse Aide	supplemental	1
Hilda Cavazos	Nurse Aide	supplemental	1
Jazmine Adame	Nurse Aide	Supplemental	1
Krystal Leon	Nurse Aide	supplemental	1
La Quanta Bivens Hernandez	Math Coordinator	supplemental	1
Maria Castorena	Nurse Aide	Supplemental	1
Michelle Gonzalez	Nurse Aide	supplemental	1
Miguel Torres	Math Literacy Coach	supplemental	1
Monica Mendoza	Literacy Coach	supplemental	1
Nancy Villarreal	FaCE Coordinator/Migrant		1
Paloma Padilla	Instructional Technology Coach	supplemental	1
Romelia Reyna	Nurse Aide	Supplemental	1
Roxanne Garcia	LVN	Supplemental	1
Shaila Silva	ELA Coordinator	supplemental	1
Victoria Cochran-Champion	Science Coordinador	supplemental	1
Yvonne Ayala	Literacy Coach		1

Assurances

Statutorily Required Assurances

The LEA Plan must include assurances that the LEA will:

1. Ensure migratory children and formerly migratory children eligible to receive services are selected to receive services on the same basis as other children [Section 1112(c)(1)].
2. Provide services to eligible children attending private schools in accordance with section 1117, and timely and meaningful consultation with private school officials [Section 1112(c)(2)].
3. Participate, if selected, in the National Assessment of Educational Progress in reading and math in grades 4 and 8 [Section 1112(c)(3)].
4. Coordinate and integrate services with other English learners, children with disabilities, migratory children, American Indian, Alaska Native, and Native Hawaiian children, and homeless children and youths to increase program effectiveness, eliminate duplication, and reduce fragmentation [Section 1112(c)(4)].
5. Collaborate with State or local child welfare agency to—
 - Designate a point of contact if the corresponding child welfare notifies the LEA, in writing, that the agency has designated an employee to serve as a point of contact for the LEA;
 - Develop and implement clear written procedures governing how transportation to maintain children in foster care in their school of origin (when in their best interest) will be provided, arranged, and funded for the duration of the time in foster care. [Section 1112(c)(5)]. (For details of what these procedures must ensure, see Children in Foster Care.)
6. Ensure all teachers and paraprofessionals working in Title I, Part A, supported programs meet applicable State certification and licensure requirements [Section 1112(c)(6)].
7. For LEAs using Title I, Part A funds to provide early childhood education services to low-income children, ensure that services comply with performance standards of the Head Start Act [Section 1112(c)(7)].
8. Notify the parents of each student attending any school receiving Title I, Part A funds of the Parents' Right-To-Know [Section 1112(e)(1)].
9. Notify the parents of each student attending any school receiving Title I, Part A funds of Testing Transparency [Section 1112(e)(2)].
10. Implement an effective means of outreach to parents of English learners [Section 1112(e)(3)(C)].

Signature indicates the 10 assurances are included in the LEA Plan Signature of Assurance

Addendums



Procedures for Reporting Allegations of Bullying

The district prohibits bullying on school property, at school-sponsored or school-related activities, or in any vehicle operated by the district. Bullying may be verbal or written expression or expression through electronic means, or physical conduct. Bullying is not tolerated by the district and any student or parent of a student who believes that the student or another student has experienced bullying or that a student has engaged in bullying is encouraged to immediately report the incident to a teacher, counselor, principal, or other district professional employee. Retaliation against anyone involved in the complaint process is a violation of district policy and is prohibited.

Students or parents may report an alleged incident of bullying, orally or in writing, to a teacher, counselor, principal or other district employee. Students or parents may contact the district to obtain a report form that may be used to submit the complaint. This form will be available at the front office of all district schools, the central administrative office building and online through the district website. The online forms will be found under departments-student services-forms.

Please note that after submission of the complaint to the district employee, the district may assign the complaint to a campus administrator to follow up on the submitted complaint and any other important matters pertaining to the complaint. We encourage you to communicate with your designated campus administrator during this time.

More information about the district's bullying policy can be found at [http://pol.tasb.org/Policy/Download/639?filename=FFI\(LOCAL\).pdf](http://pol.tasb.org/Policy/Download/639?filename=FFI(LOCAL).pdf) or the campus administration office.



Procedimientos para Reportar Acusaciones de Intimidación

El distrito prohíbe la intimidación/abuso en las propiedades escolares, en actividades patrocinadas o relacionadas con las escuelas, o en cualquier vehículo operado por el distrito. La intimidación puede ser expresión verbal o escrita o expresión por medios electrónicos, o conducta física. La intimidación no es tolerada por el distrito y cualquier estudiante o padre de un estudiante que crea que el estudiante u otro estudiante ha sido intimidado o que un estudiante ha participado en intimidación debe reportar inmediatamente el incidente al profesor, consejero, director, u otro empleado profesional del distrito. La retaliación contra cualquier persona implicada en el proceso de la queja es una violación de la política del distrito y se prohíbe.

Los estudiantes o los padres pueden reportar un supuesto incidente de intimidación, oral o por escrito, al profesor, consejero, director u otro empleado del distrito. Los estudiantes o los padres pueden ponerse en contacto con el distrito para obtener el formulario que se puede utilizar para presentar la queja. Este formulario estará disponible en la oficina administrativa de todas las escuelas del distrito, en el edificio de las oficinas administrativas central y en el sitio Web del distrito. El formulario se encuentra en la Internet bajo departamentos-servicios estudiantiles-formularios.

Favor de notar que después de la sumisión de la queja al empleado del distrito, el distrito puede asignar la queja a un administrador de la escuela para investigar la queja presentada y cualquier otros asuntos importantes referente a la queja. Le sugerimos a usted que se comunique con su administrador designado durante este tiempo.

Más información sobre la política de intimidación del distrito se puede encontrar en [http://pol.tasb.org/Policy/Download/639?filename=FFI\(LOCAL\).pdf](http://pol.tasb.org/Policy/Download/639?filename=FFI(LOCAL).pdf) o la oficina administrativa de la escuela.



Organization: MISSION CISD
Campus/Site: N/A
Vendor ID: 1746001742

County District: 108908
ESC Region: 01
School Year: 2024-2025

SAS#: PERKAA24

2024-2025 SC5600 Comprehensive Local Needs Assessment

SC5600

SC5600 - Comprehensive Local Needs Assessment

Purpose

One of the most significant changes introduced in the Strengthening Career and Technical Education for the 21st Century Act (Perkins V) is the new comprehensive local needs assessment (CLNA).

The law states, "To be eligible to receive financial assistance under this part, an eligible recipient shall— (A) conduct a comprehensive local needs assessment related to career and technical education and include the results of the needs assessment in the local application submitted under subsection (a); and (B) not less than once every 2 years, update such comprehensive local needs assessment."

ESC and TEA Review

ESC Review Complete

TEA Review Status: Approved

Part 1: Applicant Designation

Intention to Apply for Funds

Funding Source	Apply on Own	Apply as Fiscal Agent of SSA	Not Apply at All	Apply as Member of SSA
1. 24-25 Perkins V	<input checked="" type="radio"/>	<input type="radio"/>	<input type="radio"/>	<input type="radio"/>



Organization: MISSION CISD
 Campus/Site: N/A
 Vendor ID: 1746001742

County District: 108908
 ESC Region: 01
 School Year: 2024-2025

SAS#: PERKAA24

2024-2025 SC5600 Comprehensive Local Needs Assessment

SC5600

SC5600 - Comprehensive Local Needs Assessment

Part 2: Student Performance

Evaluate student performance on federal accountability indicators.

1. Identify the Perkins performance accountability indicator targets not being met at the LEA level.

- | | |
|--|---|
| <input checked="" type="checkbox"/> 1S1: Four-Year Graduation Rate | <input checked="" type="checkbox"/> 3S1: Postsecondary Placement |
| <input checked="" type="checkbox"/> 1S2: Extended Graduation Rate | <input checked="" type="checkbox"/> 4S1: Non-traditional Program Enrollment |
| <input checked="" type="checkbox"/> 2S1: Academic Proficiency in Reading/Language Arts | <input type="checkbox"/> 5S1: Attained Recognized Postsecondary Credential |
| <input type="checkbox"/> 2S2: Academic Proficiency in Mathematics | <input type="checkbox"/> 5S4: CTE Completer |
| <input checked="" type="checkbox"/> 2S3: Academic Proficiency in Science | <input type="checkbox"/> All Perkins performance accountability indicator targets have been met at the LEA level. |

2. 2021-2022 LEA baseline data and state baseline data have been reviewed in TEAL and LEA will include strategies for improvement in the local application that address areas of low performance.

3. Compare the performance of CTE Learners with non-CTE Learners on accountability indicators. **Include possible explanations for any differences.**

Our CTE Learners outperformed our non-CTE learners on indicators 1S1, 1S2, 2S1, 2S2, 2S3, and 3S1. Possible explanations for the CTE students outperforming our non-CTE learners could be the hands-on approach and teamwork utilized in our CTE courses allows students to obtain a better understanding of concepts and learning objectives covered in the indicators. Furthermore, CTE learners have better attendance since they are motivated to attend classes and skill learned in CTE classes transfer to regular academic subjects.

TEA Use Only

CTE Review: Accept Decline Pending Edits

4. Compare the performance of each special population in the CTE program with the performance of all CTE Learners at the LEA level. **List the strategies to be implemented that will address the underperformance within special populations.**

CTE Learners with disabilities performed lower than all learners in 2S3, 2S2, 3S1, 1S1, 1S2, 5S1 and 2S1 in order of priority. Our EB students are performing below our all learners in 2S3, 3S1, 2S1, 2S2, and 1S1. Our Eco.Dis. students performed lower than our all learners in 2S1, 3S1, 2S3, 2S2, 1S1 and 5S1. Our Non-traditional lower in 1S2. Our Homeless learners performed lower level than our all learners in 2S3, 2S2, 3S1, 1S1, 2S1 and 1S2. Our Youth in Foster Care learners are performed lower than our all learners in 2S2, 3S1, 2S1 and 1S1. Our Youth with Parents in Active Military performed lower in 3S1, 1S1 and 2S2. Our Migrant students performed lower than all learners in 2S1, 3S1, 2S3, 2S2, 1S2 and 1S1. On-going small group instruction and tutorials will continue for identified students who are performing below all CTE Learners. Targeted instruction during the school day interventions and after school tutorials have been set in place to target our struggling learners.

TEA Use Only

CTE Review: Accept Decline Pending Edits

5. Describe how CTE Learners from different genders, races, and ethnicities are performing in the CTE programs at the LEA level. **List the strategies to be implemented that will address the underperformance within different genders, races, and ethnicities.**

Female CTE Learners performed lower than all CTE Learners in 5S1 but better in 1S2, 1S1, 3S1, 2S3, 2S1 and 2S2. Male CTE Learners performed lower than all CTE Learners in 2S2, 2S3, 3S1, 2S1, 1S1, and 1S2 in order of priority but performed better in 5S1. Asian performed better in 1S2. Black or African American performed better in 1S2. Hispanic / Latino students performed lower in 2S1 but higher on 1S2, 2S2 and 3S1. White CTE Learners performed below our all CTE in 3S1, 2S3, 2S2 and 1S2 but higher in 1S1, 5S1 and 2S1. Continue with implementation of skill specific learning, cooperative grouping within our Science, Mathematics, and ELAR courses along with available small group learning and tutorials. Implementation of targeted during the day interventions for our students in core areas and the ability to make up work through programs that help students with attendance issues.

TEA Use Only

CTE Review: Accept Decline Pending Edits



Organization: MISSION CISD
 Campus/Site: N/A
 Vendor ID: 1746001742

County District: 108908
 ESC Region: 01
 School Year: 2024-2025

SAS#: PERKAA24

2024-2025 SC5600 Comprehensive Local Needs Assessment

SC5600

SC5600 - Comprehensive Local Needs Assessment

Part 3: Labor Market Alignment

Evaluate the alignment between CTE programs offered and the labor market needs.

1. List the top career clusters with occupations that meet the state and/or regional definition of "in-demand" and "high-wage".

According to the Lower Rio Grande Valley Workforce Development Area (23) Labor Market Information 2020-2030, the top clusters with occupations that meet the high in-demand and high wages in South Texas are Agricultural Food and Natural Resources with an average percent growth of 24.37%, Architecture and Construction with an average growth of 20.15%, Health Science & Nursing Science with a growth rate of 31% and significant growth in annual average employment. Under Business Marketing and Finance, the growth rate will be at 21%. Law and Public Services & Law Enforcement will see an 24% growth.

TEA Use Only

CTE Review: Accept Decline Pending Edits

2. Describe the alignment between the CTE Learners and the occupations identified in part 3 line 1. Second, identify any gaps between high-wage/in-demand occupations and CTE program offerings.

The alignment in our LEA for CTE Learners and the high demand occupations in our areas most sought after by students are as follows and align favorably with the Labor Market Information and growth reports.
 Health Science - Patient Care Technician Assistant and Phlebotomy Technician Certifications.
 Agricultural Food and Natural Resources Industrial Machinery Mechanics Welding AWS certifications.
 Business Administration with Management and Finance programs
 Law Enforcement Certifications

TEA Use Only

CTE Review: Accept Decline Pending Edits



Organization: MISSION CISD
Campus/Site: N/A
Vendor ID: 1746001742

County District: 108908
ESC Region: 01
School Year: 2024-2025

SAS#: PERKAA24

2024-2025 SC5600 Comprehensive Local Needs Assessment

SC5600

SC5600 - Comprehensive Local Needs Assessment

Part 4: Programs of Study/Size, Scope, and Quality

Evaluate the core elements required for a state-approved program of study as well as meet the state's definition of size, scope and quality.

1. Based on the LEA's high school enrollment, describe how the number of programs of study offered align with the number of students who could potentially be served.

Our LEA has 6759 students enrolled in grades 7-12 and serves 5,737 in our CTE programs. Currently in our LEA comprehensive high schools, 94.6% of all students in grades 9 -12 (4,383 of 4,630) are taking at least one CTE course. Our Mission Collegiate High School currently offers Professional Communications, BIM I, Foundations in Cybersecurity, Computer Science A and now also includes Patient Care Technician training programs as part of our Health Science Academy. Our LEA offers 26 programs of study in 13 Career Clusters.

TEA Use Only	CTE Review: <input checked="" type="radio"/> Accept <input type="radio"/> Decline Pending Edits
--------------	---

2. Describe the involvement of the required advisory committee members in the growth and improvement, implementation, and phasing out/closure of CTE programs of study. (Advisory committee member representatives: including teachers, career guidance and academic counselors, principals and other school leaders, administrators, and specialized instructional support personnel and paraprofessionals, career and technical education programs at postsecondary educational institutions, including faculty and administrators, the local workforce development boards and a range of local or regional businesses or industries, parents and students, representatives of special populations, representatives of regional or local agencies serving out-of-school youth, homeless children and youth, and at-risk youth, representatives of Indian Tribes and Tribal organizations in the state, where applicable)

The committee looks at the student requests for our programs of study, our information from local workforce solution on the local job market and the participation and certifications that our current programs produce. We make decisions on data that reinforce current programs that are in demand and will maintain a steady growth level with a median annual salary that will sustain students in the future. We also look at the changes and decline of student participation or programs where the need will decline based on the numbers from Work Force Development Labor Market Reports of certain programs and how we may phase those out and pivot teachers' certifications to other more productive certifications. We leverage teacher skills and frontline experience with students and organizations, partner with South Texas College to offer certificate programs and associate degree programs for our students and use Texas Workforce Solution Partners to provide us with reports for trends in our areas.

TEA Use Only	CTE Review: <input checked="" type="radio"/> Accept <input type="radio"/> Decline Pending Edits
--------------	---

3. Identify any gap areas between opportunities for CTE Learners to participate in work-based learning and complete advanced academic courses compared to non-CTE learners (participant, explorer).

Our gaps are part of the learning loss that the COVID has left us. We suffered learning loss that affected CTE courses and academic courses. Students are doing remediation in order to complete certifications and end of course exams in core areas. This takes time and limits schedules for students to travel to work-based learning and/or complete advanced academic courses. Non-CTE students do not have this and have more time on their schedule yet do not have the opportunities as a CTE learner. We did initiate work-based training opportunities for our students in networking with our own district technology program. This has been a tremendous success. We also initiated a new work-based training program in Culinary Arts and continue with Clinicals in our Health Science Patient Tech and Phlebotomy Tech programs in our local area clinics and with South Texas Health Systems Hospitals. We will continue seeking internship opportunities for our automotive and collision repair programs.

TEA Use Only	CTE Review: <input checked="" type="radio"/> Accept <input type="radio"/> Decline Pending Edits
--------------	---

4. Explain how the LEA will work with employers to develop or expand work-based learning opportunities for CTE students.

Mission CISD is always working to find opportunities through our business partners by inviting them to speak and visit our facilities to see what students are learning. We also have teachers collaborate with the businesses to investigate and explore new trends and new job opportunities that can be taught in the classroom. Teachers strive to teach other skills such as proper communication and showcasing these all improve employability skills. Finally, we use our clubs to improve and gain knowledge of things others are doing to keep up with trends.

TEA Use Only	CTE Review: <input checked="" type="radio"/> Accept <input type="radio"/> Decline Pending Edits
--------------	---

5. Explain how the LEA will expand Advanced Academic learning opportunities for CTE students.

We attend Region One trainings that always have vendors, local colleges and workforce personnel to keep us abreast of what opportunities and grants we can apply to expand our Advanced Academic learning. Furthermore, we reach out to our local colleges and provide opportunities for our students. For example, we are beginning a Fire Science Academy through South Texas College to encourage students into Law and Public Service careers.

TEA Use Only	CTE Review: <input checked="" type="radio"/> Accept <input type="radio"/> Decline Pending Edits
--------------	---



Organization: MISSION CISD
 Campus/Site: N/A
 Vendor ID: 1746001742

County District: 108908
 ESC Region: 01
 School Year: 2024-2025

SAS#: PERKAA24

2024-2025 SC5600 Comprehensive Local Needs Assessment

SC5600

SC5600 - Comprehensive Local Needs Assessment

Part 5: Recruitment, Retention, and Training of CTE Educators

Assess and develop plans to improve the quality of CTE faculty.

1. Describe professional development opportunities for faculty, staff, counselors, and administrators specifically providing high quality CTE instruction to CTE students. Include examples of the effectiveness of these experiences at improving student outcomes.

For our teachers, counselors and administrators, Mission CISD faculty makes available in-house trainings such as LEA Instructional Framework, HB5, Mission Writes, Google Classroom, SPED IEP trainings, and Emergent Bilingual Accommodations, Mental Health Training, Instructional Leadership Support training. Our out of district for teachers, counselors and administrators include: I-CEV, Dual Enrollment, Academic Leadership Alliance, Regional Service Center staff development, Capturing Kids Hearts, FORD NGL. These trainings enable our staff members to better prepare students for academic success on required state assessments and training success in their respective programs of study.

TEA Use Only CTE Review: Accept Decline Pending Edits

2. Identify the processes that are in place to recruit, induct and retain CTE educators. Evaluate these processes for effectiveness with an emphasis on individuals coming from industry.

Our district went through the process of becoming a District of Innovation for the specific reason of recruiting and hiring teachers that were experts at their field in specific programs of study that had hard to fill positions. Our new CTE staff members are assigned a mentor to help guide new staff members through the transitional phase during the first year. Work experience is reviewed to determine the awarding years of service that will be awarded for work-based experience. Various trainings are available in-house and at our Regional Service Center for new CTE staff members. A district employee handbook is also provided to all new staff to help guide them through all district processes and procedures. Our HR department attends local and area job fairs to recruit qualified personnel for all our classes. We leverage our local business as well as ex-MCISD students to includes strategies to help recruit and retain new CTE staff members.

TEA Use Only CTE Review: Accept Decline Pending Edits

3. Evaluate faculty in CTE programs for aligned CTE course credentials with related workplace experience in the program area.

Our LEA has 101 CTE full time and part time staff members assigned in grades 7-12. 93% of our staff members are fully certified while 7% have joined our staff via our District of Innovation targeting hard-to-fill positions. We have an excellent mix of male and female teachers in Agricultural Science, STEM, and Law Enforcement programs. Our LEA's goal is to increase male participation in our Health Science Program. Our LEA provides teacher targeted professional development training. Staff members are provided opportunities to participate in industry-based training certifications so that they may in turn train and certify our students. Our teachers are also provided opportunities to attend training at our Regional Service Center in order to obtain needed work-based training certifications. Our staff members are also provided opportunities to attend winter/summer professional development conferences to help them keep their knowledge and certification current.

TEA Use Only CTE Review: Accept Decline Pending Edits

4. Provide a description of how the LEA will coordinate with organizations and institutions of higher education to support the recruitment, preparation, retention, training, and professional development of teachers, instructional support personnel, school counselors, administrators, including individuals from groups underrepresented in the teaching profession.

Mission CISD is a District of Innovation that provides opportunities in difficult to fill courses and education certification opportunities through Region One and other local teacher certifying businesses. Our goal is to maintain our staff through appropriate trainings by providing leading edge professional development and instructional support that will transfer the knowledge needed for our students. Every teacher has different needs so our campus administrators and counselors consistently visit classrooms to evaluate teacher needs and provide appropriate and effective training.

TEA Use Only CTE Review: Accept Decline Pending Edits



Organization: MISSION CISD
 Campus/Site: N/A
 Vendor ID: 1746001742

County District: 108908
 ESC Region: 01
 School Year: 2024-2025

SAS#: PERKAA24

2024-2025 SC5600 Comprehensive Local Needs Assessment

SC5600

SC5600 - Comprehensive Local Needs Assessment

Part 6: Improving Equity and Access

Evaluate progress in providing equal access to CTE programs.

1. Evaluate special populations as defined by Perkins V.: (A). Special population individuals with disabilities; (B) Individuals from economically disadvantaged families, including low-income youth and adults. (C) Individuals preparing for non-traditional fields.(D) Single parents, including single pregnant women.(E)Out-of-workforce individuals. (F) English learners. (G) Homeless individuals described in section 725 of the McKinney-Vento Homeless Assistance Act (42 U.S.C.11434a). (H) Youth who are in, or have aged out of, the foster care system; and (I) Youth with a parent who: (i) Is a member of the armed forces (as such term is defined in section 101(a)(4) of title 10, United States Code); and (ii) Is on active duty) taking part in CTE at disproportionate levels, in comparison to the overall student population. Identify which special populations as defined by Perkins V are over and underrepresented.

Our special individual with disabilities are at 81.3%. Our Economically Disadvantaged families are at 92.02%. Our English Learners are at 85.5%. Our Homeless individuals are at 73.3%. Our youth in Foster Care are at 75%. Our youth with Parent in Active Military are at 87.5% and are all below the 92.25% of All Student. On the other hand, our individuals preparing for non-traditional fields are at 96.1% and are above the All Student of 92.25%.

TEA Use Only

CTE Review: Accept Decline Pending Edits

2. Identify barriers that prevent special populations(see above) from accessing programs, such as prerequisites/admission requirements, transportation, and scheduling. Identify the student groups most affected by these barriers.

Admission requirements, scheduling conflicts, and transportation between high schools to attend their POS. Appropriate age or grade-level requirements, singletons, doubletons that make it difficult t schedule some students. Some of the groups most affected would be the Homeless as well as the students in Military families.

TEA Use Only

CTE Review: Accept Decline Pending Edits

3. Describe the LEA's policy and procedures for recruiting students into your CTE programs. List the methods for reaching all students, including students from groups identified as Perkins V special populations and from different races, genders, and ethnicities.

Our LEA recruit students into our CTE programs via classroom presentations on our different programs of study, new courses and programs of study, specialized training-based program targeting all students, scheduling planning, open enrollment and registration policy for all student populations using the state adopted nondiscrimination notice. Our LEA also provides students with a program of study interest inventory form to complete to verify their career interests. Counselors then use these forms to help develop their student graduation plans. Our early college administrator and CTE counselors present program information at our junior high campuses and to parents during Endorsement Nights. We provide yearly Career Fairs so that students may see what our various programs are about. Most important counselors listen to students requests as we add to our Programs of Studies. One such case was our Barbering where male students were underrepresented in Cosmetology Program of Study.

TEA Use Only

CTE Review: Accept Decline Pending Edits



Organization: MISSION CISD
 Campus/Site: N/A
 Vendor ID: 1746001742

County District: 108908
 ESC Region: 01
 School Year: 2024-2025

SAS#: PERKAA24

2024-2025 SC5600 Comprehensive Local Needs Assessment

SC5600

SC5600 - Comprehensive Local Needs Assessment

Part 7: Summary

LEAs will merge the analyses outlined above into one set of findings.

1. Describe the LEA's overall mission and vision for CTE programming.

Our LEA's mission is: Our Career and Technical Education program is committed to offering a vast number of programs that are open and available for ALL students. Our goal and mission is "Making a difference in students' lives". Mission CISD's vision is to serve our student population with excellence, not only with instruction being provided within the classroom, but with resources, and real-world experiences that equip them to excel in their future. Mission CISD strives to provide our student population a means of sustainability, independence, providing for their family, and contributing to our community by obtaining available industry-based licenses and certifications.

TEA Use Only

CTE Review: Accept Decline Pending Edits

2. List the top (three-five) CTE priorities over the next four-years.

Enhanced opportunities for teacher staff development, especially in the areas of industry-based certifications. Targeted technology-based training, Google Classroom, Nearpod, Region One Workshops, Classroom Management, Emergent Bilingual training, SPED IEP and 504 Accommodations. CTE priorities over the next four years are: 1. Replacement of obsolete technology equipment 2. Alignment of all CTE Programs of Study to Industry-Based Certifications and new TEA standards for Accountability. 3. Ensure all dual courses have an Industry-Based Certification aligned and offered with the course. 4. Continue to provide as many opportunities as possible for students to enable them to have needed credentials to join the workforce in their area of interest and align to local and state job market.

TEA Use Only

CTE Review: Accept Decline Pending Edits

3. List the top three most aligned CTE programs of study based on regional labor market information and the plan for continuing support or expansion of these programs.

Our LEA's most aligned programs of study based on regional and state labor market information are in the areas of Health Science, Law Enforcement, and Welding programs. Our Health Science programs all lead to an Industry-Based Certification. Our Law Enforcement program also provides students with at least three Industry-Based Certifications students can use to find employment after high school graduation. Our plans are to add Fire Science through STC to expand our Law Enforcement Cluster. Our welding program provides students with OSHA and AWS certifications which makes them eligible to join the workforce immediately after high school graduation. We also offer the program for dual credit leading to a Certificate or Associate Degree. Because welding is expanding so rapidly and the interest from our students is in demand. We have applied for a Jet grant and a supply grant for Welding. This will allow us to accommodate for growth within the program and continue the success.

TEA Use Only

CTE Review: Accept Decline Pending Edits

4. List the three least aligned CTE programs of study and the plan for transforming or retiring these programs of study.

Our LEA's least aligned programs are Information Technology, Marketing and Early Learning programs since they do not provide our students with sufficient opportunities to obtain their Industry-Based Certification, College Certificate or Degree. These all fall low on the Growth and Median Annual Wage in the Labor Market Report. CTE Director will meet with administration/staff members to develop a plan of action. Our plan is to evaluate student interest / student success, job market and total feasibility of the program. This will in turn provide for decisions to change strategies based on data to strengthen the program or phase out the program.

TEA Use Only

CTE Review: Accept Decline Pending Edits

5. List the LEA's three lowest performance indicators for CTE learners and unique strategies to address each need to improve the student performance indicators.

For Science, our goal is to incorporate effective Program Based Learning in all Science classes. This involves hands-on, real life scenarios that engage higher level learning, critical thinking and articulation of knowledge. In Mathematics, our goal is to focus on intentional scheduling driven by data, EOC intervention Academies during school, after school and Saturdays. Professional Development targeting EOC academic performance for all and inclusion teachers, during PLC teacher review student academic performance data to remediate, modify, and/or adjust instruction. In English Language Arts Mission writes strategies we intend to implement to improve student performance in area of Writing.

1. Intentional scheduling driven by data
2. Critical thinking and Articulating knowledge
3. Professional development targeting identified areas of need for staff members.

TEA Use Only

CTE Review: Accept Decline Pending Edits



Organization: MISSION CISD
Campus/Site: N/A
Vendor ID: 1746001742

County District: 108908
ESC Region: 01
School Year: 2024-2025

SAS#: PERKAA24

2024-2025 SC5600 Comprehensive Local Needs Assessment

SC5600

SC5600 - Comprehensive Local Needs Assessment

Part 8: Assessment Contact

Primary Contact		Select Contact: <input type="text" value="Select One"/> or <input type="button" value="Add New Contact"/>	
First Name: Gerardo	Middle Initial:	Last Name: Gonzalez	Title: CTE Director
Phone: 956-323-5508	Ext:	E-Mail: ggonza81@mcisd.org	

Part 9: Certification and Incorporation

Certification and Incorporation Statement (Only the legally responsible party may submit this report.)			
I hereby certify that the information contained in this Special Collections Report is, to the best of my knowledge, correct and that the organization named above has authorized me as its representative to submit this data. I further certify that any ensuing program and activity will be conducted in accordance with all applicable Federal and State laws and regulations; application guidelines and instructions; provisions, assurances, and certification requirements; and the schedule submitted. It is understood by the applicant that this application constitutes an offer and, if accepted by the Texas Education Agency or renegotiated to acceptance, will form a binding agreement.			
Authorized Official		Select Contact: <input type="text" value="Select One"/> or <input type="button" value="Add New Contact"/>	
First Name: Criselda	Middle Initial:	Last Name: Valdez	Title: Interim Superintendent
Phone: 956-323-5505	Ext:	E-Mail: criselda.valdez@mcisd.org	
Submitter Information			
First Name: Kim		Last Name: Risica	
Approval ID: kim.risica		Submit Date and Time: 06/11/2024 02:47:22 PM	



Title I, Part C – Texas Migratory Education Program (TX-MEP) Priority for Service (PFS) Action Plan Template for Migratory Students

As part of the Every Student Succeeds Act (ESSA), the Priority for Service (PFS) Action Plan is a **required** program activity for Title I, Part C. In providing services with funds received under this part, each recipient of such funds shall give priority to migratory children who have made a qualifying move within the previous 1-year period and who are failing, or most at risk of failing, to meet the challenging State academic standards; or have dropped out of school. [§1304 [20 U.S.C. 6394](d)].

The *Priority for Service Report on Texas – New Generation System (TX-NGS)* must be used to determine who to serve first and foremost with MEP funds. Students are identified as PFS if they meet the following criteria:

Priority for Service (PFS) Criteria	
Grades 3-12, Ungraded (UG) or Out of School (OS)	<ul style="list-style-type: none"> ● Who have made a qualifying move within the previous 1-year period; <p>AND</p> <ul style="list-style-type: none"> ● Have a received grade level of “approaches or not meet” on the state assessments (STAAR), were Absent, Not Tested or were not enrolled in a Texas school during the state assessment testing period for their grade level. <p style="text-align: right;">107</p>
Grades K-3	<ul style="list-style-type: none"> ● Who have made a qualifying move within the previous 1-year period; <p>AND</p> <ul style="list-style-type: none"> ● Have been designated EL/EB (English Learner/Emerging Bilingual) in the Student Designation section of the TX-NGS Supplemental Program Component; <p>OR</p> <ul style="list-style-type: none"> ● Students in grades K-2 or students in grade 3 who have not taken the STAAR assessment, who have been retained, or are overage for their current grade level.
Pre-K ages 3-5 (Not in Kindergarten)	<ul style="list-style-type: none"> ● Who have made a qualifying move within the previous 1-year period; <p>AND</p> <ul style="list-style-type: none"> ● Students whose data in TX-NGS shows <i>No Other Preschool Support.</i>

The **PFS Action Plan** template is provided by TEA to assist districts document efforts that are being conducted on behalf of Priority for Service students.

The **PFS Action Plan** template includes:

- (1) the required components included in the ESSA Consolidated Federal Grant Application (Part 2 – Priority for Service);
- (2) the Program Specific Provisions and Assurances on Priority for Service; and
- (3) provides districts an opportunity to list additional activities for each component.

NOTE: This document is available on the *TMEP Portal*.

Region:	District Number:	Priority for Service (PFS) Action Plan	Completed By:
Region 1	108-908		Nancy Villarreal
District Name:		School Year	Date:
Mission CISD		2025-2026	June 25, 2025

Requirements - ESSA Consolidated Federal Grant Application – Part 2 – Priority for Services (PS3103)

- Each district’s PFS Action Plan must clearly articulate criteria for defining student success, including timelines for achieving stated goals and objectives.
- Title I, Part C Coordinator or MEP staff will include the PFS Action Plan in the District Improvement Plan (DIP) as a separate section appropriately labeled or identified (e.g., “MEP PFS Action Plan Section”). The action plan elements **should not be integrated** with other DIP sections that focus on other student population groups (e.g., Emergent Bilingual, economically disadvantaged).
- On a monthly basis, run TX-NGS Priority for Service (PFS) reports to identify migrant children and youth who require priority access to MEP services.

108

Requirements - Program-Specific Provisions and Assurances

The LEA PFS Action Plan must include the following required strategies on:

- Monitoring the progress of eligible migratory students who are PFS.
- Communicating the progress and determine needs of eligible migratory who are PFS.
- Providing services to eligible migratory who are PFS.

PFS Action Plan Completion Date: Before First Day of School

LEA Assurance LEA assures that all requirements and strategies for Priority For Services (PFS) students are identified in the LEA PFS Action Plan stated below.		ESC Assurance ESC assures that all requirements and strategies have been included in the LEA PFS Action Plan and that the ESC has reviewed and provided technical assistance as appropriate.	
LEA Staff Signature	<i>Nancy Villarreal</i>	ESC Reviewer Signature	<i>Dr. Martha A. Hinojosa</i>
Date	6/25/2025	Date Review Complete	June 26, 2025

School Year:	25-26	PFS Action Plan
Region:	District Number:	District Name:
1	108-908	Mission CISD

PFS Action Plan must include the Goals and Objectives of how the LEA will provide services to eligible migratory students who are PFS.

Goal(s):	Objective(s):
<ul style="list-style-type: none"> Ensure that identified Priority for Service (PFS) Migrant students are provided equitable opportunities to meet the rigorous state academic content and performance standards expected of all students. 	<p style="text-align: center;"><u>Goal 1: Academic Support Access</u></p> <p>By the end of the school year, 100% of identified PFS students will receive targeted academic support services (e.g., tutoring, supplemental instruction, or intervention programs) aligned with their individual ¹⁰⁹ needs and state academic standards.</p> <hr/> <p style="text-align: center;"><u>Goal 2: Individualized Learning Plans</u></p> <p>By the second month of enrollment, 100% of PFS students will have an individualized academic support plan developed in collaboration with teachers, parents, and migrant staff, outlining goals, resources, and progress monitoring strategies.</p> <hr/> <p style="text-align: center;"><u>Goal 3: Progress Monitoring and Achievement</u></p> <p>At least 85% of PFS students will demonstrate academic growth on benchmark or formative assessments in reading and math by the end of each semester, as measured by district-approved assessment tools.</p>

School Year:	2025-2026	PFS Action Plan
Region:	District Number:	District Name:
1	108-908	Mission CISD

PFS Action Plan must address all the required strategies.

Required Strategy	Timeline	Person(s) Responsible	Documentation
Monitoring the progress of eligible migratory students who are PFS.			
<ul style="list-style-type: none"> ▪ Monthly, run TX-NGS Priority for Service (PFS) reports to identify eligible migratory children and youth who require priority access to MEP services. 	By the 10th of the month.	NGS Data Specialist and Recruiters	NGS-PFS monthly documentation.
<ul style="list-style-type: none"> ▪ Before the first day of school, develop a PFS Action Plan for serving PFS students. The plan must clearly articulate criteria for defining student success, including timelines for achieving stated goals and objectives. 	On-going	Mirgrant Coordinator	Local Needs Assessment and Comprehensive Needs Assessment ¹¹⁰
Additional Activities			
<ul style="list-style-type: none"> ▪ Progress Reviews 	Twice a year	PFS Contact	Progress Review Forms

School Year:	2025-2026	PFS Action Plan
Region:	District Number:	District Name:
1	108-908	Mission CISD

PFS Action Plan must address all the required strategies.

Required Strategy	Timeline	Person(s) Responsible	Documentation
Providing services to eligible migratory students who are PFS.			
<ul style="list-style-type: none"> ▪ The district's Title I, Part C Coordinator or MEP staff will use the PFS reports to give priority placement to these students in migratory education program activities. 	On-Going	Migrant Corrdinator and Migrant Staff	Report cards, Tutorial sign-in, Home visit sign-in.
<ul style="list-style-type: none"> ▪ The district's Title I, Part C Coordinator or MEP staff will ensure that PFS students receive priority access to instructional services, as well as social workers and community social services/agencies. 	On-going	Migrant Coordinator and Migrant Staff, Recruiters, and the FACE team	Number of referrals and Family 112 Checklist forms
<ul style="list-style-type: none"> ▪ The district's Title I, Part C Coordinator or MEP staff will determine what federal, state, or local programs serve PFS students. 	On-Going	Migrant Coordinator and Migrant Staff	Report cards and tutorial sign in
Additional Activities			
<ul style="list-style-type: none"> ▪ Host parent workshops (in person or virtual) in the family's home language to explain PFS designation and available services. ▪ Distribute regular newsletters with resources, event reminders, and student progress updates. 	On-Going	Migrant Staff and Migrant Coordinator	Sign in

2023-24 Texas Academic Performance Report (TAPR)

District Name: MISSION CISD

District Number: 108908

2024 Special Education Determination Status:

Needs Assistance

This page is intentionally blank.

Texas Education Agency
2023-24 STAAR Performance (TAPR)
MISSION CISD (108908) - HIDALGO COUNTY

	School Year	State	Region 01	District	African American	Hispanic	White	American Indian	Asian	Pacific Islander	Two or More Races	Special Ed (Current)	Special Ed (Former)	Continuously Enrolled	Non-Continuously Enrolled	Econ Disadv	EB / EL (Current & Monitored)
STAAR Performance Rates by Tested Grade, Subject, and Performance Level																	
Grade 3 Reading																	
At Approaches Grade Level or Above	2024	74%	75%	72%	*	72%	83%	-	-	-	-	45%	60%	73%	68%	69%	55%
	2023	76%	75%	74%	*	74%	67%	-	*	-	-	53%	67%	75%	72%	72%	64%
At Meets Grade Level or Above	2024	48%	49%	45%	*	45%	50%	-	-	-	-	28%	50%	46%	41%	42%	29%
	2023	50%	50%	48%	*	48%	67%	-	*	-	-	30%	44%	49%	46%	46%	40%
At Masters Grade Level	2024	21%	22%	19%	*	19%	25%	-	-	-	-	10%	30%	21%	15%	17%	12%
	2023	20%	21%	21%	*	20%	50%	-	*	-	-	10%	28%	21%	19%	19%	19%
Grade 3 Mathematics																	
At Approaches Grade Level or Above	2024	70%	70%	67%	*	67%	83%	-	-	-	-	42%	60%	68%	62%	65%	115
	2023	73%	74%	75%	*	75%	67%	-	*	-	-	55%	67%	75%	73%	73%	
At Meets Grade Level or Above	2024	42%	39%	37%	*	37%	33%	-	-	-	-	23%	40%	40%	27%	35%	29%
	2023	45%	44%	44%	*	43%	67%	-	*	-	-	31%	44%	45%	39%	41%	39%
At Masters Grade Level	2024	15%	13%	13%	*	13%	8%	-	-	-	-	7%	20%	14%	11%	11%	8%
	2023	19%	17%	15%	*	15%	33%	-	*	-	-	11%	33%	15%	13%	14%	12%
Grade 4 Reading																	
At Approaches Grade Level or Above	2024	81%	82%	80%	*	80%	75%	-	*	-	-	52%	87%	81%	78%	79%	72%
	2023	77%	77%	71%	-	71%	*	-	-	-	-	40%	86%	72%	68%	67%	63%
At Meets Grade Level or Above	2024	51%	54%	53%	*	53%	38%	-	*	-	-	24%	60%	55%	47%	50%	46%
	2023	48%	48%	42%	-	42%	*	-	-	-	-	25%	36%	42%	40%	37%	37%
At Masters Grade Level	2024	23%	25%	23%	*	22%	25%	-	*	-	-	6%	27%	24%	18%	20%	19%
	2023	22%	22%	17%	-	17%	*	-	-	-	-	9%	14%	17%	16%	15%	16%
Grade 4 Mathematics																	
At Approaches Grade Level or Above	2024	69%	72%	74%	*	74%	63%	-	*	-	-	48%	73%	75%	72%	72%	71%
	2023	71%	73%	70%	-	70%	60%	-	-	-	-	43%	93%	72%	65%	67%	66%
At Meets Grade Level or Above	2024	46%	48%	51%	*	51%	50%	-	*	-	-	26%	67%	52%	48%	48%	45%
	2023	48%	49%	46%	-	46%	20%	-	-	-	-	29%	67%	47%	42%	42%	42%
At Masters Grade Level	2024	21%	21%	20%	*	20%	13%	-	*	-	-	8%	40%	22%	15%	18%	17%
	2023	22%	21%	19%	-	19%	0%	-	-	-	-	8%	33%	20%	17%	16%	17%
Grade 5 Reading																	

Texas Education Agency
2023-24 STAAR Performance (TAPR)
MISSION CISD (108908) - HIDALGO COUNTY

	School Year	State	Region 01	District	African American	Hispanic	White	American Indian	Asian	Pacific Islander	Two or More Races	Special Ed (Current)	Special Ed (Former)	Continuously Enrolled	Non-Continuously Enrolled	Econ Disadv	EB / EL (Current & Monitored)
At Approaches Grade Level or Above	2024	79%	79%	78%	-	78%	67%	-	-	-	-	45%	93%	79%	75%	76%	77%
	2023	81%	81%	78%	*	78%	*	*	-	-	*	50%	85%	78%	77%	76%	68%
At Meets Grade Level or Above	2024	55%	55%	50%	-	50%	67%	-	-	-	-	22%	80%	51%	49%	46%	44%
	2023	57%	57%	52%	*	52%	*	*	-	-	*	26%	38%	53%	47%	48%	41%
At Masters Grade Level	2024	29%	28%	26%	-	26%	0%	-	-	-	-	8%	47%	26%	26%	22%	21%
	2023	28%	29%	23%	*	23%	*	*	-	-	*	14%	23%	24%	21%	22%	18%
Grade 5 Mathematics																	
At Approaches Grade Level or Above	2024	77%	80%	78%	-	79%	67%	-	-	-	-	55%	93%	80%	73%	76%	76%
	2023	80%	83%	80%	*	80%	*	*	-	-	*	64%	100%	80%	81%	78%	74%
At Meets Grade Level or Above	2024	50%	51%	47%	-	47%	50%	-	-	-	-	27%	67%	47%	48%	43%	40%
	2023	51%	54%	51%	*	50%	*	*	-	-	*	29%	92%	52%	46%	47%	42%
At Masters Grade Level	2024	19%	17%	17%	-	17%	17%	-	-	-	-	8%	33%	17%	18%	15%	13%
	2023	21%	20%	19%	*	19%	*	*	-	-	*	12%	31%	20%	15%	17%	14%
Grade 5 Science																	
At Approaches Grade Level or Above	2024	58%	61%	52%	-	52%	50%	-	-	-	-	28%	73%	52%	52%	48%	45%
	2023	65%	67%	59%	*	59%	*	*	-	-	*	37%	77%	60%	56%	57%	49%
At Meets Grade Level or Above	2024	28%	29%	21%	-	21%	33%	-	-	-	-	18%	53%	21%	23%	18%	18%
	2023	36%	36%	28%	*	28%	*	*	-	-	*	24%	38%	29%	23%	26%	21%
At Masters Grade Level	2024	11%	11%	8%	-	8%	17%	-	-	-	-	8%	20%	8%	9%	7%	6%
	2023	16%	16%	10%	*	10%	*	*	-	-	*	10%	15%	11%	9%	9%	6%
Grade 6 Reading																	
At Approaches Grade Level or Above	2024	77%	74%	69%	*	69%	*	*	-	-	*	31%	100%	69%	70%	66%	57%
	2023	77%	75%	67%	-	67%	*	-	*	-	-	37%	57%	69%	62%	65%	56%
At Meets Grade Level or Above	2024	57%	55%	48%	*	48%	*	*	-	-	*	16%	80%	49%	43%	44%	35%
	2023	52%	50%	41%	-	41%	*	-	*	-	-	20%	43%	42%	39%	38%	28%
At Masters Grade Level	2024	26%	24%	16%	*	16%	*	*	-	-	*	9%	10%	17%	13%	14%	7%
	2023	22%	20%	14%	-	14%	*	-	*	-	-	10%	43%	15%	10%	12%	8%
Grade 6 Mathematics																	
At Approaches Grade Level or Above	2024	72%	70%	62%	-	62%	*	*	-	-	*	32%	100%	62%	62%	59%	54%
	2023	75%	73%	63%	*	63%	*	-	*	-	-	41%	57%	64%	58%	60%	53%

Texas Education Agency
2023-24 STAAR Performance (TAPR)
MISSION CISD (108908) - HIDALGO COUNTY

	School Year	State	Region 01	District	African American	Hispanic	White	American Indian	Asian	Pacific Islander	Two or More Races	Special Ed (Current)	Special Ed (Former)	Continuously Enrolled	Non-Continuously Enrolled	Econ Disadv	EB / EL (Current & Monitored)
At Meets Grade Level or Above	2024	39%	36%	27%	-	27%	*	*	-	-	*	15%	40%	29%	21%	24%	19%
	2023	40%	35%	23%	*	23%	*	-	*	-	-	16%	43%	24%	18%	21%	17%
At Masters Grade Level	2024	14%	11%	7%	-	7%	*	*	-	-	*	9%	0%	7%	5%	6%	4%
	2023	16%	12%	6%	*	6%	*	-	*	-	-	12%	29%	7%	5%	5%	4%
Grade 7 Reading																	
At Approaches Grade Level or Above	2024	74%	74%	71%	*	71%	100%	-	*	-	-	37%	80%	73%	65%	68%	62%
	2023	78%	78%	73%	*	73%	*	-	-	-	-	44%	79%	73%	71%	71%	64%
At Meets Grade Level or Above	2024	54%	53%	51%	*	51%	80%	-	*	-	-	22%	60%	52%	48%	47%	38%
	2023	55%	54%	47%	*	46%	*	-	-	-	-	19%	64%	48%	40%	43%	36%
At Masters Grade Level	2024	29%	27%	24%	*	24%	60%	-	*	-	-	8%	60%	25%	19%	21%	15%
	2023	27%	27%	20%	*	20%	*	-	-	-	-	6%	0%	22%	13%	17%	11%
Grade 7 Mathematics																	
At Approaches Grade Level or Above	2024	56%	58%	48%	*	48%	80%	-	*	-	-	26%	80%	50%	41%	45%	37%
	2023	63%	61%	46%	*	46%	*	-	-	-	-	27%	50%	47%	42%	44%	40%
At Meets Grade Level or Above	2024	34%	36%	24%	*	24%	20%	-	*	-	-	16%	80%	25%	20%	21%	18%
	2023	37%	35%	22%	*	22%	*	-	-	-	-	15%	7%	23%	20%	20%	16%
At Masters Grade Level	2024	11%	11%	5%	*	5%	20%	-	*	-	-	6%	40%	6%	4%	5%	4%
	2023	11%	11%	6%	*	6%	*	-	-	-	-	7%	0%	6%	4%	5%	4%
Grade 8 Reading																	
At Approaches Grade Level or Above	2024	81%	80%	76%	*	76%	83%	-	-	-	-	44%	64%	78%	68%	74%	68%
	2023	83%	84%	83%	-	83%	83%	-	*	-	-	46%	80%	84%	77%	81%	76%
At Meets Grade Level or Above	2024	56%	54%	49%	*	49%	67%	-	-	-	-	19%	14%	52%	38%	45%	35%
	2023	58%	57%	55%	-	55%	67%	-	*	-	-	22%	50%	57%	48%	51%	44%
At Masters Grade Level	2024	29%	26%	23%	*	23%	33%	-	-	-	-	5%	14%	25%	14%	19%	13%
	2023	28%	25%	23%	-	23%	0%	-	*	-	-	10%	20%	24%	21%	20%	16%
Grade 8 Mathematics																	
At Approaches Grade Level or Above	2024	72%	78%	69%	*	69%	83%	-	-	-	-	52%	50%	71%	61%	67%	65%
	2023	76%	78%	69%	-	69%	50%	-	*	-	-	45%	67%	70%	62%	66%	63%
At Meets Grade Level or Above	2024	43%	49%	40%	*	40%	83%	-	-	-	-	25%	21%	43%	33%	38%	32%
	2023	46%	47%	37%	-	37%	50%	-	*	-	-	21%	44%	37%	35%	33%	30%

Texas Education Agency
2023-24 STAAR Performance (TAPR)
MISSION CISD (108908) - HIDALGO COUNTY

	School Year	State	Region 01	District	African American	Hispanic	White	American Indian	Asian	Pacific Islander	Two or More Races	Special Ed (Current)	Special Ed (Former)	Continuously Enrolled	Non-Continuously Enrolled	Econ Disadv	EB / EL (Current & Monitored)
At Masters Grade Level	2024	16%	17%	9%	*	9%	0%	-	-	-	-	4%	0%	10%	6%	8%	6%
	2023	17%	15%	9%	-	9%	17%	-	*	-	-	12%	0%	9%	7%	8%	6%
Grade 8 Science																	
At Approaches Grade Level or Above	2024	70%	68%	56%	*	56%	83%	-	-	-	-	26%	50%	59%	45%	52%	43%
	2023	74%	72%	62%	-	62%	67%	-	*	-	-	27%	70%	63%	57%	58%	52%
At Meets Grade Level or Above	2024	44%	40%	31%	*	31%	33%	-	-	-	-	13%	14%	34%	22%	28%	21%
	2023	47%	44%	32%	-	32%	50%	-	*	-	-	18%	40%	34%	27%	28%	25%
At Masters Grade Level	2024	17%	14%	8%	*	8%	0%	-	-	-	-	2%	0%	10%	4%	7%	5%
	2023	17%	14%	9%	-	9%	33%	-	*	-	-	6%	10%	9%	7%	7%	6%
Grade 8 Social Studies																	
At Approaches Grade Level or Above	2024	60%	58%	50%	*	50%	83%	-	-	-	-	27%	29%	52%	43%	48%	118 40%
	2023	62%	61%	50%	-	50%	67%	-	*	-	-	28%	80%	52%	44%	46%	40%
At Meets Grade Level or Above	2024	33%	29%	20%	*	20%	33%	-	-	-	-	14%	7%	22%	14%	18%	13%
	2023	33%	31%	21%	-	21%	17%	-	*	-	-	17%	30%	21%	19%	18%	15%
At Masters Grade Level	2024	17%	14%	7%	*	8%	0%	-	-	-	-	3%	0%	9%	2%	7%	4%
	2023	16%	15%	9%	-	9%	17%	-	*	-	-	9%	10%	9%	10%	8%	8%
End of Course English I																	
At Approaches Grade Level or Above	2024	70%	69%	65%	-	65%	73%	-	*	-	-	29%	61%	67%	60%	63%	57%
	2023	72%	72%	62%	-	62%	75%	-	*	-	-	22%	47%	63%	56%	59%	50%
At Meets Grade Level or Above	2024	52%	50%	42%	-	42%	47%	-	*	-	-	14%	44%	44%	38%	39%	31%
	2023	52%	50%	40%	-	40%	67%	-	*	-	-	15%	21%	41%	37%	36%	27%
At Masters Grade Level	2024	16%	13%	9%	-	9%	10%	-	*	-	-	4%	6%	9%	10%	7%	4%
	2023	13%	11%	8%	-	8%	17%	-	*	-	-	7%	0%	8%	7%	6%	4%
End of Course English II																	
At Approaches Grade Level or Above	2024	75%	74%	68%	-	67%	88%	-	*	-	-	31%	40%	70%	61%	65%	56%
	2023	74%	72%	63%	*	63%	43%	-	-	-	*	29%	42%	64%	59%	61%	52%
At Meets Grade Level or Above	2024	58%	56%	46%	-	46%	61%	-	*	-	-	15%	10%	47%	41%	42%	33%
	2023	54%	50%	40%	*	40%	43%	-	-	-	*	21%	17%	41%	37%	36%	25%

Texas Education Agency
2023-24 STAAR Performance (TAPR)
MISSION CISD (108908) - HIDALGO COUNTY

	School Year	State	Region 01	District	African American	Hispanic	White	American Indian	Asian	Pacific Islander	Two or More Races	Special Ed (Current)	Special Ed (Former)	Continuously Enrolled	Non-Continuously Enrolled	Econ Disadv	EB / EL (Current & Monitored)
At Masters Grade Level	2024	9%	7%	3%	-	3%	3%	-	*	-	-	2%	0%	4%	2%	3%	2%
	2023	9%	7%	5%	*	5%	0%	-	-	-	*	6%	0%	5%	2%	4%	2%
End of Course Algebra I																	
At Approaches Grade Level or Above	2024	81%	84%	80%	-	80%	74%	-	-	-	-	52%	56%	82%	74%	78%	76%
	2023	79%	83%	70%	-	70%	93%	-	*	-	-	40%	67%	71%	66%	69%	64%
At Meets Grade Level or Above	2024	43%	46%	32%	-	32%	26%	-	-	-	-	16%	31%	34%	28%	30%	27%
	2023	43%	46%	27%	-	27%	57%	-	*	-	-	14%	20%	28%	25%	24%	19%
At Masters Grade Level	2024	24%	24%	13%	-	13%	5%	-	-	-	-	6%	6%	13%	13%	12%	10%
	2023	23%	22%	11%	-	11%	14%	-	*	-	-	6%	20%	12%	9%	10%	8%
End of Course Biology																	
At Approaches Grade Level or Above	2024	91%	90%	85%	-	85%	84%	-	*	-	-	60%	79%	87%	79%	83%	119 81%
	2023	88%	87%	78%	*	78%	92%	-	*	-	-	52%	69%	80%	72%	76%	72%
At Meets Grade Level or Above	2024	56%	49%	35%	-	35%	37%	-	*	-	-	15%	36%	36%	32%	29%	23%
	2023	56%	50%	32%	*	31%	69%	-	*	-	-	19%	23%	32%	31%	28%	20%
At Masters Grade Level	2024	19%	12%	5%	-	5%	5%	-	*	-	-	2%	0%	5%	3%	4%	3%
	2023	21%	16%	6%	*	6%	15%	-	*	-	-	7%	0%	7%	4%	5%	3%
End of Course U.S. History																	
At Approaches Grade Level or Above	2024	96%	95%	93%	*	93%	87%	-	-	-	*	79%	71%	93%	92%	92%	89%
	2023	94%	94%	92%	*	92%	80%	-	*	-	-	74%	80%	92%	89%	91%	86%
At Meets Grade Level or Above	2024	69%	64%	56%	*	56%	53%	-	-	-	*	28%	14%	57%	50%	51%	39%
	2023	70%	65%	53%	*	53%	60%	-	*	-	-	34%	0%	56%	40%	50%	37%
At Masters Grade Level	2024	37%	28%	23%	*	23%	20%	-	-	-	*	8%	14%	25%	17%	20%	14%
	2023	38%	30%	21%	*	21%	40%	-	*	-	-	13%	0%	22%	17%	19%	11%
SAT/ACT All Subjects																	
At Approaches Grade Level or Above	2024	88%	83%	91%	-	92%	*	-	*	-	-	*	-	97%	63%	90%	77%
	2023	90%	86%	86%	-	87%	*	-	-	-	-	*	*	90%	47%	86%	65%
At Meets Grade Level or Above	2024	59%	37%	49%	-	49%	*	-	*	-	-	*	-	57%	10%	44%	23%
	2023	61%	38%	45%	-	45%	*	-	-	-	-	*	*	48%	12%	40%	31%

Texas Education Agency
2023-24 STAAR Performance (TAPR)
MISSION CISD (108908) - HIDALGO COUNTY

	School Year	State	Region 01	District	African American	Hispanic	White	American Indian	Asian	Pacific Islander	Two or More Races	Special Ed (Current)	Special Ed (Former)	Continuously Enrolled	Non-Continuously Enrolled	Econ Disadv	EB / EL (Current & Monitored)
At Masters Grade Level	2024	12%	3%	1%	-	1%	*	-	*	-	-	*	-	1%	0%	1%	0%
	2023	12%	3%	3%	-	3%	*	-	-	-	-	*	*	3%	0%	3%	0%
All Grades All Subjects																	
At Approaches Grade Level or Above	2024	75%	75%	70%	55%	70%	79%	*	75%	-	*	41%	69%	72%	65%	68%	62%
	2023	76%	76%	69%	65%	69%	79%	*	83%	-	*	43%	70%	71%	65%	67%	61%
At Meets Grade Level or Above	2024	48%	47%	40%	50%	40%	46%	*	63%	-	*	20%	43%	42%	35%	37%	30%
	2023	49%	48%	39%	35%	39%	55%	*	83%	-	*	22%	39%	40%	35%	35%	29%
At Masters Grade Level	2024	20%	18%	13%	15%	13%	11%	*	63%	-	*	6%	17%	14%	11%	12%	8%
	2023	20%	18%	13%	0%	13%	18%	*	75%	-	*	9%	16%	13%	11%	11%	9%
All Grades ELA/Reading																	
At Approaches Grade Level or Above	2024	76%	75%	71%	56%	71%	82%	*	*	-	*	40%	73%	73%	67%	69%	120 62%
	2023	77%	76%	70%	75%	70%	77%	*	*	-	*	40%	67%	71%	66%	67%	59%
At Meets Grade Level or Above	2024	54%	53%	47%	44%	47%	55%	*	*	-	*	20%	49%	49%	43%	44%	35%
	2023	53%	52%	45%	38%	45%	64%	*	*	-	*	22%	38%	46%	41%	41%	33%
At Masters Grade Level	2024	22%	21%	16%	22%	16%	13%	*	*	-	*	7%	22%	17%	13%	14%	10%
	2023	20%	19%	15%	0%	15%	21%	*	*	-	*	9%	14%	15%	12%	13%	10%
All Grades Mathematics																	
At Approaches Grade Level or Above	2024	72%	74%	70%	63%	70%	73%	*	*	-	*	43%	72%	71%	65%	67%	63%
	2023	75%	76%	68%	50%	68%	80%	*	*	-	*	46%	72%	69%	64%	66%	61%
At Meets Grade Level or Above	2024	43%	43%	37%	63%	37%	37%	*	*	-	*	21%	47%	38%	32%	34%	29%
	2023	45%	44%	35%	17%	35%	52%	*	*	-	*	23%	45%	36%	32%	32%	28%
At Masters Grade Level	2024	17%	16%	12%	13%	12%	8%	*	*	-	*	7%	19%	12%	11%	10%	9%
	2023	19%	17%	12%	0%	12%	13%	*	*	-	*	10%	22%	12%	10%	10%	9%
All Grades Science																	
At Approaches Grade Level or Above	2024	75%	75%	66%	*	66%	77%	-	*	-	-	36%	67%	68%	61%	63%	60%
	2023	77%	77%	68%	*	68%	83%	*	*	-	*	39%	72%	69%	63%	65%	60%
At Meets Grade Level or Above	2024	43%	40%	30%	*	30%	35%	-	*	-	-	16%	35%	31%	26%	26%	21%
	2023	47%	44%	31%	*	31%	52%	*	*	-	*	21%	33%	32%	27%	28%	22%

Texas Education Agency
2023-24 STAAR Performance (TAPR)
MISSION CISD (108908) - HIDALGO COUNTY

	School Year	State	Region 01	District	African American	Hispanic	White	American Indian	Asian	Pacific Islander	Two or More Races	Special Ed (Current)	Special Ed (Former)	Continuously Enrolled	Non-Continuously Enrolled	Econ Disadv	EB / EL (Current & Monitored)
At Masters Grade Level	2024	16%	12%	7%	*	7%	6%	-	*	-	-	4%	7%	7%	5%	6%	4%
	2023	18%	15%	8%	*	8%	17%	*	*	-	*	8%	8%	9%	6%	7%	5%
All Grades Social Studies																	
At Approaches Grade Level or Above	2024	78%	77%	73%	*	73%	86%	-	-	-	*	48%	43%	75%	67%	72%	66%
	2023	78%	77%	73%	*	73%	73%	-	*	-	-	50%	80%	75%	68%	71%	66%
At Meets Grade Level or Above	2024	51%	47%	40%	*	39%	48%	-	-	-	*	20%	10%	42%	32%	36%	27%
	2023	52%	48%	39%	*	39%	36%	-	*	-	-	25%	20%	41%	31%	36%	27%
At Masters Grade Level	2024	27%	21%	16%	*	16%	14%	-	-	-	*	5%	5%	18%	9%	14%	9%
	2023	27%	22%	16%	*	16%	27%	-	*	-	-	11%	7%	17%	14%	14%	10%
STAAR Performance Rates by Enrolled Grade at Meets Grade Level or Above																	
3rd Graders																	121
Reading and Mathematics	2024	35%	33%	31%	*	31%	25%	-	-	-	-	20%	30%	33%	23%	28%	20%
	2023	37%	36%	35%	*	35%	67%	-	*	-	-	25%	44%	37%	30%	32%	28%
Reading and Mathematics Including EOC	2024	35%	33%	31%	*	31%	25%	-	-	-	-	20%	30%	33%	23%	28%	20%
	2023	37%	36%	35%	*	35%	67%	-	*	-	-	25%	44%	37%	30%	32%	28%
Reading Including EOC	2024	48%	49%	45%	*	45%	50%	-	-	-	-	28%	50%	46%	41%	42%	29%
	2023	50%	50%	48%	*	48%	67%	-	*	-	-	30%	44%	49%	46%	46%	40%
Math Including EOC	2024	42%	39%	37%	*	37%	33%	-	-	-	-	23%	40%	40%	27%	35%	29%
	2023	45%	44%	44%	*	43%	67%	-	*	-	-	31%	44%	45%	39%	41%	39%
4th Graders																	
Reading and Mathematics	2024	38%	40%	41%	*	41%	25%	-	*	-	-	19%	60%	42%	36%	37%	32%
	2023	38%	38%	33%	-	33%	*	-	-	-	-	25%	36%	33%	33%	29%	29%
Reading and Mathematics Including EOC	2024	38%	40%	41%	*	41%	25%	-	*	-	-	19%	60%	42%	36%	37%	32%
	2023	38%	38%	33%	-	33%	*	-	-	-	-	25%	36%	33%	33%	29%	29%
Reading Including EOC	2024	51%	54%	53%	*	53%	38%	-	*	-	-	24%	60%	55%	47%	50%	46%
	2023	48%	48%	42%	-	42%	*	-	-	-	-	25%	36%	42%	40%	37%	37%
Math Including EOC	2024	46%	48%	51%	*	51%	50%	-	*	-	-	26%	67%	52%	48%	48%	45%
	2023	48%	49%	46%	-	46%	20%	-	-	-	-	29%	67%	47%	42%	42%	42%
5th Graders																	
Reading and Mathematics	2024	42%	41%	38%	-	38%	50%	-	-	-	-	20%	67%	38%	38%	34%	31%
	2023	43%	44%	40%	*	40%	*	*	-	-	*	21%	38%	41%	35%	36%	31%

Texas Education Agency
2023-24 STAAR Performance (TAPR)
MISSION CISD (108908) - HIDALGO COUNTY

	School Year	State	Region 01	District	African American	Hispanic	White	American Indian	Asian	Pacific Islander	Two or More Races	Special Ed (Current)	Special Ed (Former)	Continuously Enrolled	Non-Continuously Enrolled	Econ Disadv	EB / EL (Current & Monitored)
Reading and Mathematics Including EOC	2024	42%	41%	38%	-	38%	50%	-	-	-	-	20%	67%	38%	38%	34%	31%
	2023	43%	44%	40%	*	40%	*	*	-	-	*	21%	38%	41%	35%	36%	31%
Reading Including EOC	2024	55%	55%	50%	-	50%	67%	-	-	-	-	22%	80%	51%	49%	46%	44%
	2023	57%	57%	52%	*	52%	*	*	-	-	*	26%	38%	53%	47%	48%	41%
Math Including EOC	2024	51%	51%	47%	-	47%	50%	-	-	-	-	27%	67%	47%	48%	43%	40%
	2023	51%	54%	51%	*	51%	*	*	-	-	*	29%	92%	52%	46%	48%	42%
6th Graders																	
Reading and Mathematics	2024	36%	33%	24%	-	24%	*	*	-	-	*	14%	40%	26%	17%	21%	15%
	2023	35%	31%	19%	-	19%	*	-	*	-	-	13%	43%	20%	13%	17%	13%
Reading and Mathematics Including EOC	2024	36%	33%	24%	-	24%	*	*	-	-	*	14%	40%	26%	17%	21%	15%
	2023	35%	31%	19%	-	19%	*	-	*	-	-	13%	43%	20%	13%	17%	13%
Reading Including EOC	2024	57%	55%	48%	*	48%	*	*	-	-	*	16%	80%	49%	43%	44%	35%
	2023	52%	50%	41%	-	41%	*	-	*	-	-	20%	43%	42%	39%	38%	28%
Math Including EOC	2024	40%	37%	27%	-	27%	*	*	-	-	*	15%	40%	29%	21%	24%	19%
	2023	40%	36%	23%	*	23%	*	-	*	-	-	16%	43%	24%	18%	21%	17%
7th Graders																	
Reading and Mathematics	2024	35%	33%	22%	*	22%	20%	-	*	-	-	13%	60%	23%	16%	19%	15%
	2023	37%	33%	20%	*	20%	*	-	-	-	-	15%	7%	21%	19%	19%	15%
Reading and Mathematics Including EOC	2024	36%	34%	23%	*	23%	20%	-	*	-	-	13%	60%	24%	18%	20%	15%
	2023	38%	34%	22%	*	22%	*	-	-	-	-	15%	7%	23%	19%	20%	15%
Reading Including EOC	2024	54%	53%	51%	*	51%	80%	-	*	-	-	22%	60%	52%	48%	47%	38%
	2023	55%	54%	47%	*	46%	*	-	-	-	-	19%	64%	48%	40%	43%	36%
Math Including EOC	2024	40%	39%	25%	*	25%	20%	-	*	-	-	16%	80%	26%	22%	22%	18%
	2023	43%	38%	23%	*	23%	*	-	-	-	-	15%	7%	24%	20%	21%	16%
8th Graders																	
Reading and Mathematics	2024	28%	32%	31%	*	30%	67%	-	-	-	-	13%	14%	34%	20%	28%	20%
	2023	31%	34%	33%	-	33%	50%	-	*	-	-	19%	33%	33%	31%	29%	25%
Reading and Mathematics Including EOC	2024	41%	41%	34%	*	34%	67%	-	-	-	-	13%	14%	38%	23%	32%	24%
	2023	44%	44%	36%	-	36%	50%	-	*	-	-	19%	40%	37%	32%	31%	27%
Reading Including EOC	2024	57%	56%	49%	*	49%	67%	-	-	-	-	19%	14%	52%	38%	45%	35%
	2023	58%	59%	55%	-	55%	67%	-	*	-	-	22%	50%	57%	48%	51%	44%

Texas Education Agency
2023-24 STAAR Performance (TAPR)
MISSION CISD (108908) - HIDALGO COUNTY

	School Year	State	Region 01	District	African American	Hispanic	White	American Indian	Asian	Pacific Islander	Two or More Races	Special Ed (Current)	Special Ed (Former)	Continuously Enrolled	Non-Continuously Enrolled	Econ Disadv	EB/EL (Current & Monitored)
Math Including EOC	2024	49%	51%	43%	*	43%	83%	-	-	-	-	25%	21%	46%	35%	41%	35%
	2023	51%	52%	40%	-	40%	50%	-	*	-	-	21%	50%	41%	36%	36%	32%
3rd - 8th Graders																	
Reading and Mathematics	2024	36%	36%	31%	50%	31%	32%	*	*	-	*	17%	45%	32%	26%	28%	22%
	2023	37%	36%	30%	20%	30%	50%	*	*	-	*	20%	33%	31%	27%	27%	23%
Reading and Mathematics Including EOC	2024	38%	37%	31%	50%	31%	32%	*	*	-	*	17%	45%	33%	26%	28%	23%
	2023	39%	38%	31%	20%	31%	50%	*	*	-	*	20%	34%	32%	27%	28%	24%
Reading Including EOC	2024	54%	54%	49%	44%	49%	56%	*	*	-	*	22%	57%	51%	44%	46%	38%
	2023	53%	53%	48%	40%	47%	68%	*	*	-	*	24%	46%	49%	43%	44%	38%
Math Including EOC	2024	45%	44%	38%	63%	38%	41%	*	*	-	*	22%	51%	40%	34%	35%	31%
	2023	47%	45%	38%	17%	38%	52%	*	*	-	*	24%	51%	39%	34%	35%	123 31%

* Indicates results are masked due to small numbers to protect student confidentiality.

- Indicates there are no students in the group.

Texas Education Agency
2023-24 STAAR Progress (TAPR)
MISSION CISD (108908) - HIDALGO COUNTY

	School Year	State	Region01	District	African American	Hispanic	White	American Indian	Asian	Pacific Islander	Two or More Races	Special Ed (Current)	Special Ed (Former)	Continuously Enrolled	Non-Continuously Enrolled	Econ Disadv	EB/EL (Current & Monitored)
School Progress - Annual Growth by Grade and Subject																	
Grade 4 ELA/Reading	2024	67%	70%	67%	*	67%	56%	-	*	-	-	47%	67%	68%	63%	65%	61%
	2023	55%	58%	57%	-	57%	*	-	-	-	-	45%	46%	56%	62%	56%	57%
Grade 4 Mathematics	2024	60%	64%	68%	*	68%	50%	-	*	-	-	50%	80%	68%	68%	67%	68%
	2023	63%	66%	69%	-	70%	40%	-	-	-	-	60%	83%	70%	69%	69%	70%
Grade 5 ELA/Reading	2024	70%	70%	70%	-	70%	*	-	-	-	-	51%	93%	71%	68%	68%	69%
	2023	65%	68%	68%	*	68%	*	*	-	-	*	57%	77%	69%	68%	67%	65%
Grade 5 Mathematics	2024	65%	65%	65%	-	65%	*	-	-	-	-	58%	70%	66%	64%	63%	59%
	2023	71%	73%	77%	*	77%	*	*	-	-	*	81%	100%	76%	84%	78%	76%
Grade 6 ELA/Reading	2024	61%	58%	50%	*	50%	*	*	-	-	*	27%	80%	50%	48%	47%	36%
	2023	51%	49%	41%	-	41%	*	-	-	-	-	34%	43%	41%	40%	39%	36%
Grade 6 Mathematics	2024	48%	44%	31%	-	31%	*	*	-	-	*	27%	30%	31%	28%	30%	25%
	2023	54%	48%	35%	*	35%	*	-	-	-	-	43%	36%	34%	38%	34%	35%
Grade 7 ELA/Reading	2024	66%	67%	69%	*	69%	*	-	-	-	-	46%	80%	70%	68%	67%	63%
	2023	71%	74%	73%	*	73%	*	-	-	-	-	54%	93%	74%	69%	72%	68%
Grade 7 Mathematics	2024	49%	53%	48%	*	48%	*	-	-	-	-	44%	80%	50%	42%	46%	43%
	2023	56%	56%	53%	*	53%	*	-	-	-	-	44%	57%	54%	51%	53%	48%
Grade 8 ELA/Reading	2024	69%	69%	66%	*	66%	100%	-	-	-	-	57%	25%	67%	61%	64%	61%
	2023	63%	67%	64%	-	64%	33%	-	*	-	-	52%	61%	64%	63%	63%	59%
Grade 8 Mathematics	2024	66%	79%	77%	*	77%	100%	-	-	-	-	71%	79%	78%	74%	77%	75%
	2023	74%	80%	74%	-	74%	83%	-	-	-	-	65%	100%	75%	68%	73%	71%
End of Course English I	2024	64%	59%	57%	-	57%	47%	-	*	-	-	32%	64%	57%	56%	55%	53%
	2023	57%	52%	50%	-	50%	45%	-	*	-	-	31%	39%	51%	46%	48%	43%
End of Course English II	2024	69%	70%	65%	-	64%	84%	-	*	-	-	41%	*	65%	64%	63%	61%
	2023	74%	72%	68%	*	68%	*	-	-	-	*	55%	79%	70%	59%	66%	62%
End of Course Algebra I	2024	72%	73%	69%	-	69%	55%	-	-	-	-	61%	65%	69%	68%	68%	68%
	2023	76%	76%	65%	-	65%	75%	-	*	-	-	61%	70%	65%	66%	65%	59%
All Grades Both Subjects	2024	64%	64%	61%	58%	61%	67%	*	*	-	*	46%	67%	62%	60%	60%	57%
	2023	64%	64%	61%	83%	61%	62%	*	*	-	*	53%	70%	61%	60%	60%	58%
All Grades ELA/Reading	2024	67%	66%	63%	42%	63%	71%	*	*	-	*	43%	66%	64%	61%	61%	58%
	2023	63%	63%	60%	*	60%	54%	*	*	-	*	47%	64%	61%	58%	59%	56%
All Grades Mathematics	2024	60%	62%	59%	75%	59%	57%	*	*	-	*	50%	68%	60%	58%	58%	56%
	2023	66%	66%	62%	*	62%	70%	*	*	-	*	60%	76%	62%	63%	62%	60%
School Progress - Accelerated Learning by Grade and Subject																	
Grade 4 ELA/Reading	2024	38%	43%	38%	-	38%	*	-	-	-	-	24%	*	40%	34%	38%	35%
	2023	33%	35%	34%	-	34%	*	-	-	-	-	16%	*	35%	32%	33%	30%
Grade 4 Mathematics	2024	26%	32%	37%	*	37%	*	-	-	-	-	21%	20%	32%	45%	37%	44%
	2023	27%	33%	39%	-	39%	*	-	-	-	-	14%	*	42%	32%	37%	35%

Texas Education Agency
2023-24 STAAR Progress (TAPR)
MISSION CISD (108908) - HIDALGO COUNTY

	School Year	State	Region01	District	African American	Hispanic	White	American Indian	Asian	Pacific Islander	Two or More Races	Special Ed (Current)	Special Ed (Former)	Continuously Enrolled	Non-Continuously Enrolled	Econ Disadv	EB/EL (Current & Monitored)
Grade 5 ELA/Reading	2024	35%	37%	43%	-	43%	*	-	-	-	-	26%	*	43%	43%	43%	48%
	2023	37%	40%	40%	*	40%	*	-	-	-	-	26%	*	40%	40%	40%	33%
Grade 5 Mathematics	2024	41%	47%	44%	-	44%	*	-	-	-	-	35%	*	49%	33%	43%	40%
	2023	48%	56%	54%	*	53%	*	-	-	-	-	47%	*	50%	64%	53%	49%
Grade 6 ELA/Reading	2024	24%	22%	20%	*	19%	*	-	-	-	-	10%	*	18%	25%	18%	14%
	2023	26%	25%	19%	-	19%	-	-	-	-	-	15%	*	21%	9%	18%	18%
Grade 6 Mathematics	2024	27%	26%	20%	-	20%	-	-	-	-	-	9%	-	21%	16%	19%	15%
	2023	35%	33%	19%	*	19%	-	-	-	-	-	7%	*	21%	11%	19%	17%
Grade 7 ELA/Reading	2024	23%	25%	29%	*	29%	-	-	-	-	-	12%	*	31%	22%	28%	30%
	2023	39%	43%	41%	*	41%	-	-	-	-	-	27%	40%	41%	42%	40%	35%
Grade 7 Mathematics	2024	14%	18%	17%	*	17%	-	-	-	-	-	9%	*	18%	12%	16%	12%
	2023	22%	23%	18%	*	18%	-	-	-	-	-	11%	50%	21%	8%	18%	15%
Grade 8 ELA/Reading	2024	34%	35%	33%	-	33%	*	-	-	-	-	26%	*	36%	26%	33%	31%
	2023	39%	45%	48%	-	49%	*	-	-	-	-	25%	*	49%	46%	48%	44%
Grade 8 Mathematics	2024	44%	59%	53%	*	53%	*	-	-	-	-	46%	40%	55%	45%	52%	52%
	2023	49%	58%	49%	-	49%	*	-	-	-	-	34%	60%	50%	41%	47%	43%
End of Course English I	2024	20%	17%	19%	-	19%	*	-	-	-	-	9%	*	19%	17%	19%	21%
	2023	26%	23%	15%	-	15%	*	-	-	-	-	5%	40%	17%	10%	14%	12%
End of Course English II	2024	29%	28%	26%	-	26%	60%	-	-	-	-	11%	*	26%	26%	25%	24%
	2023	41%	38%	32%	-	32%	-	-	-	-	-	10%	40%	36%	21%	32%	31%
End of Course Algebra I	2024	55%	61%	59%	-	59%	*	-	-	-	-	38%	*	61%	52%	57%	56%
	2023	58%	64%	42%	-	42%	*	-	-	-	-	20%	40%	40%	47%	41%	37%
All Grades Both Subjects	2024	32%	36%	35%	17%	35%	30%	-	-	-	-	21%	22%	36%	32%	34%	33%
	2023	38%	41%	36%	40%	36%	46%	-	-	-	-	21%	45%	37%	33%	35%	31%
All Grades ELA/Reading	2024	30%	30%	30%	*	30%	36%	-	-	-	-	17%	8%	31%	28%	30%	29%
	2023	35%	36%	34%	*	34%	40%	-	-	-	-	19%	38%	35%	30%	33%	30%
All Grades Mathematics	2024	35%	42%	40%	*	40%	22%	-	-	-	-	26%	32%	41%	36%	39%	38%
	2023	40%	45%	38%	*	38%	50%	-	-	-	-	24%	52%	38%	36%	37%	33%

125

* Indicates results are masked due to small numbers to protect student confidentiality.
- Indicates there are no students in the group.

Texas Education Agency
2023-24 Bilingual Education/English as a Second Language (Current EB Students/EL) (TAPR)
 MISSION CISD (108908) - HIDALGO COUNTY

	School Year	State	Region 01	District	Total Bilingual Education	BE-Trans Early Exit	BE-Trans Late Exit	BE-Dual Two-Way	BE-Dual One-Way	ALP Bilingual (Exception)	Total ESL	ESL Content-Based	ESL Pull-Out	ALP ESL (Waiver)	EB/EL with Parental Denial	Never EB/EL	Total EB/EL (Current)	Monitored & Former EB/EL
STAAR Performance Rate by Subject and Performance Level																		
All Grades All Subjects																		
At Approaches Grade Level or Above	2024	75%	75%	70%	64%	-	-	92%	64%	-	60%	66%	60%	71%	69%	76%	61%	91%
	2023	76%	76%	69%	66%	-	-	-	66%	-	57%	58%	57%	*	62%	76%	59%	92%
At Meets Grade Level or Above	2024	48%	47%	40%	35%	-	-	75%	35%	-	27%	35%	27%	0%	31%	48%	29%	70%
	2023	49%	48%	39%	37%	-	-	-	37%	-	23%	33%	23%	*	37%	46%	27%	70%
At Masters Grade Level	2024	20%	18%	13%	14%	-	-	58%	13%	-	6%	13%	5%	0%	9%	17%	8%	26%
	2023	20%	18%	13%	15%	-	-	-	15%	-	5%	13%	5%	*	11%	16%	8%	26%
All Grades ELA/Reading																		
At Approaches Grade Level or Above	2024	76%	75%	71%	68%	-	-	100%	68%	-	58%	71%	58%	*	70%	79%	61%	90%
	2023	77%	76%	70%	66%	-	-	-	66%	-	55%	57%	55%	*	65%	79%	58%	94%
At Meets Grade Level or Above	2024	54%	53%	47%	40%	-	-	83%	40%	-	32%	38%	32%	*	39%	56%	34%	82%
	2023	53%	52%	45%	39%	-	-	-	39%	-	28%	37%	27%	*	43%	54%	31%	81%
At Masters Grade Level	2024	22%	21%	16%	17%	-	-	50%	17%	-	6%	17%	6%	*	10%	22%	9%	126 30%
	2023	20%	19%	15%	18%	-	-	-	18%	-	6%	14%	5%	*	10%	19%	9%	26%
All Grades Mathematics																		
At Approaches Grade Level or Above	2024	72%	74%	70%	68%	-	-	83%	68%	-	60%	68%	59%	*	66%	74%	62%	91%
	2023	75%	76%	68%	71%	-	-	-	71%	-	55%	66%	54%	-	61%	73%	60%	88%
At Meets Grade Level or Above	2024	43%	43%	37%	38%	-	-	67%	37%	-	24%	38%	23%	*	29%	42%	28%	57%
	2023	45%	44%	35%	42%	-	-	-	42%	-	20%	34%	18%	-	39%	40%	27%	56%
At Masters Grade Level	2024	17%	16%	12%	13%	-	-	67%	13%	-	6%	11%	5%	*	9%	14%	8%	21%
	2023	19%	17%	12%	14%	-	-	-	14%	-	5%	15%	5%	-	12%	14%	8%	23%
All Grades Science																		
At Approaches Grade Level or Above	2024	75%	75%	66%	43%	-	-	-	43%	-	62%	47%	63%	*	69%	71%	58%	86%
	2023	77%	77%	68%	50%	-	-	-	50%	-	61%	36%	63%	-	60%	74%	59%	92%
At Meets Grade Level or Above	2024	43%	40%	30%	16%	-	-	-	16%	-	20%	19%	20%	*	23%	36%	19%	64%
	2023	47%	44%	31%	21%	-	-	-	21%	-	19%	16%	19%	-	20%	38%	19%	64%
At Masters Grade Level	2024	16%	12%	7%	5%	-	-	-	5%	-	3%	9%	3%	*	4%	9%	4%	13%
	2023	18%	15%	8%	7%	-	-	-	7%	-	3%	3%	3%	-	8%	11%	4%	23%
All Grades Social Studies																		
At Approaches Grade Level or Above	2024	78%	77%	73%	-	-	-	-	-	-	64%	-	64%	-	73%	78%	65%	93%
	2023	78%	77%	73%	-	-	-	-	-	-	64%	-	64%	-	50%	79%	63%	93%
At Meets Grade Level or Above	2024	51%	47%	40%	-	-	-	-	-	-	25%	-	25%	-	20%	47%	25%	72%
	2023	52%	48%	39%	-	-	-	-	-	-	24%	-	24%	-	17%	47%	23%	72%
At Masters Grade Level	2024	27%	21%	16%	-	-	-	-	-	-	7%	-	7%	-	7%	21%	7%	35%
	2023	27%	22%	16%	-	-	-	-	-	-	7%	-	7%	-	17%	21%	7%	35%
School Progress - Annual Growth																		

Texas Education Agency
2023-24 Bilingual Education/English as a Second Language (Current EB Students/EL) (TAPR)
 MISSION CISD (108908) - HIDALGO COUNTY

	School Year	State	Region 01	District	Total Bilingual Education	BE-Trans Early Exit	BE-Trans Late Exit	BE-Dual Two-Way	BE-Dual One-Way	ALP Bilingual (Exception)	Total ESL	ESL Content-Based	ESL Pull-Out	ALP ESL (Waiver)	EB/EL with Parental Denial	Never EB/EL	Total EB/EL (Current)	Monitored & Former EB/EL	
All Grades Both Subjects	2024	64%	64%	61%	65%	-	-	85%	64%	-	54%	62%	54%	-	54%	65%	56%	73%	
	2023	64%	64%	61%	68%	-	-	-	68%	-	53%	62%	52%	-	61%	64%	57%	73%	
All Grades ELA/Reading	2024	67%	66%	63%	66%	-	-	100%	65%	-	55%	65%	54%	-	60%	67%	57%	73%	
	2023	63%	63%	60%	63%	-	-	-	63%	-	52%	53%	52%	-	59%	64%	55%	73%	
All Grades Mathematics	2024	60%	62%	59%	64%	-	-	70%	64%	-	53%	59%	53%	-	47%	61%	56%	74%	
	2023	66%	66%	62%	74%	-	-	-	74%	-	54%	70%	52%	-	64%	64%	59%	74%	
School Progress - Accelerated Learning																			
All Grades Both Subjects	2024	32%	36%	35%	43%	-	-	*	42%	-	31%	39%	30%	-	31%	37%	33%	65%	
	2023	38%	41%	36%	39%	-	-	-	39%	-	29%	30%	29%	-	23%	42%	31%	56%	
All Grades ELA/Reading	2024	30%	30%	30%	44%	-	-	*	43%	-	25%	36%	24%	-	27%	32%	29%	33%	
	2023	35%	36%	34%	35%	-	-	-	35%	-	28%	18%	28%	-	12%	40%	29%	68%	
All Grades Mathematics	2024	35%	42%	40%	41%	-	-	-	41%	-	37%	42%	36%	-	33%	41%	38%	82%	
	2023	40%	45%	38%	43%	-	-	-	43%	-	30%	40%	29%	-	36%	43%	33%	41%	

* Indicates results are masked due to small numbers to protect student confidentiality.
 - Indicates there are no students in the group.
 Blank cell indicates there are no data available in the group.

Texas Education Agency
2023-24 STAAR Participation (TAPR)
MISSION CISD (108908) - HIDALGO COUNTY

	State	Region 01	District	African American	Hispanic	White	American Indian	Asian	Pacific Islander	Two or More Races	Special Ed (Current)	Special Ed (Former)	Continuously Enrolled	Non-Continuously Enrolled	Econ Disadv	EB / EL (Current & Monitored)
2024 STAAR Participation (All Grades)																
All Tests																
Assessment Participant	99%	99%	99%	100%	99%	99%	* 100%	-	100%	99%	99%	99%	99%	99%	99%	99%
Included in Accountability	92%	93%	93%	83%	93%	81%	* 100%	-	50%	93%	88%	96%	85%	93%	88%	
Not Included in Accountability: Mobile	4%	3%	3%	17%	3%	11%	* 0%	-	50%	3%	11%	1%	9%	3%	4%	
Not Included in Accountability: Other Exclusions	2%	3%	3%	0%	3%	6%	* 0%	-	0%	3%	1%	2%	4%	3%	6%	
Not Tested	1%	1%	1%	0%	1%	1%	* 0%	-	0%	1%	1%	1%	1%	1%	1%	
Absent	1%	0%	1%	0%	1%	1%	* 0%	-	0%	1%	1%	1%	1%	1%	1%	
Other	0%	0%	0%	0%	0%	1%	* 0%	-	0%	0%	0%	0%	0%	0%	0%	
Reading																
Assessment Participant	99%	100%	99%	100%	99%	99%	* *	-	*	99%	100%	99%	99%	99%	99%	128 99%
Included in Accountability	91%	90%	90%	82%	90%	85%	* *	-	*	91%	87%	92%	83%	90%	83%	
Not Included in Accountability: Mobile	4%	3%	3%	18%	3%	8%	* *	-	*	3%	11%	1%	9%	3%	4%	
Not Included in Accountability: Other Exclusions	4%	6%	6%	0%	6%	7%	* *	-	*	6%	2%	6%	7%	7%	12%	
Not Tested	1%	0%	1%	0%	1%	1%	* *	-	*	1%	0%	1%	1%	1%	1%	
Absent	1%	0%	1%	0%	1%	1%	* *	-	*	1%	0%	1%	1%	1%	1%	
Other	0%	0%	0%	0%	0%	0%	* *	-	*	0%	0%	0%	0%	0%	0%	
Mathematics																
Assessment Participant	99%	99%	99%	100%	99%	97%	* *	-	*	99%	99%	100%	99%	99%	99%	
Included in Accountability	93%	95%	96%	80%	96%	83%	* *	-	*	96%	88%	98%	88%	96%	93%	
Not Included in Accountability: Mobile	5%	3%	3%	20%	3%	9%	* *	-	*	3%	11%	1%	9%	3%	5%	
Not Included in Accountability: Other Exclusions	1%	1%	1%	0%	1%	5%	* *	-	*	1%	0%	0%	3%	1%	2%	
Not Tested	1%	1%	1%	0%	1%	3%	* *	-	*	1%	1%	0%	1%	1%	1%	
Absent	1%	0%	0%	0%	0%	1%	* *	-	*	0%	1%	0%	0%	0%	0%	
Other	0%	0%	0%	0%	0%	1%	* *	-	*	0%	0%	0%	0%	0%	0%	
Science																
Assessment Participant	99%	99%	99%	* 99%	99%	98%	- *	-	*	98%	98%	99%	97%	99%	99%	
Included in Accountability	93%	95%	94%	* 94%	94%	72%	- *	-	*	95%	88%	98%	84%	95%	92%	
Not Included in Accountability: Mobile	4%	3%	4%	* 4%	4%	14%	- *	-	*	3%	10%	1%	10%	3%	5%	
Not Included in Accountability: Other Exclusions	1%	1%	1%	* 1%	1%	12%	- *	-	*	1%	0%	0%	3%	1%	2%	
Not Tested	1%	1%	1%	* 1%	1%	2%	- *	-	*	2%	2%	1%	3%	1%	1%	

Texas Education Agency
2023-24 STAAR Participation (TAPR)
MISSION CISD (108908) - HIDALGO COUNTY

	State	Region 01	District	African American	Hispanic	White	American Indian	Asian	Pacific Islander	Two or More Races	Special Ed (Current)	Special Ed (Former)	Continuously Enrolled	Non-Continuously Enrolled	Econ Disadv	EB / EL (Current & Monitored)
Absent	1%	1%	1%	*	1%	0%	-	*	-	*	1%	2%	1%	1%	1%	1%
Other	0%	0%	1%	*	1%	2%	-	*	-	*	1%	0%	0%	2%	1%	1%
Social Studies																
Assessment Participant	99%	99%	99%	*	99%	100%	-	-	-	*	99%	100%	99%	98%	99%	98%
Included in Accountability	94%	96%	95%	*	96%	78%	-	-	-	*	93%	91%	98%	88%	96%	94%
Not Included in Accountability: Mobile	4%	3%	3%	*	3%	22%	-	-	-	*	3%	9%	1%	9%	2%	4%
Not Included in Accountability: Other Exclusions	1%	1%	0%	*	0%	0%	-	-	-	*	3%	0%	0%	1%	0%	0%
Not Tested	1%	1%	1%	*	1%	0%	-	-	-	*	1%	0%	1%	2%	1%	2%
Absent	1%	1%	1%	*	1%	0%	-	-	-	*	1%	0%	1%	2%	1%	2%
Other	0%	0%	0%	*	0%	0%	-	-	-	*	0%	0%	0%	0%	0%	0%
Accelerated Testers																129
SAT/ACT Participant	93%	91%	86%	-	86%	*	-	*	-	-	29%	-	95%	58%	83%	63%
2023 STAAR Participation (All Grades)																
All Tests																
Assessment Participant	99%	99%	99%	97%	99%	99%	*	100%	-	*	99%	99%	99%	98%	99%	99%
Included in Accountability	93%	93%	93%	59%	93%	88%	*	100%	-	*	92%	91%	96%	81%	92%	89%
Not Included in Accountability: Mobile	4%	3%	4%	38%	4%	10%	*	0%	-	*	4%	8%	1%	13%	4%	5%
Not Included in Accountability: Other Exclusions	2%	3%	3%	0%	3%	1%	*	0%	-	*	3%	0%	2%	5%	3%	5%
Not Tested	1%	1%	1%	3%	1%	1%	*	0%	-	*	1%	1%	1%	2%	1%	1%
Absent	1%	1%	1%	3%	1%	1%	*	0%	-	*	1%	0%	1%	1%	1%	1%
Other	0%	0%	0%	0%	0%	1%	*	0%	-	*	0%	0%	0%	0%	0%	0%
Reading																
Assessment Participant	99%	99%	99%	93%	99%	98%	*	*	-	*	100%	99%	99%	99%	99%	99%
Included in Accountability	92%	91%	90%	57%	90%	85%	*	*	-	*	90%	91%	94%	79%	90%	85%
Not Included in Accountability: Mobile	4%	3%	4%	36%	4%	11%	*	*	-	*	4%	7%	1%	13%	4%	5%
Not Included in Accountability: Other Exclusions	3%	5%	5%	0%	5%	2%	*	*	-	*	5%	1%	4%	7%	5%	10%
Not Tested	1%	1%	1%	7%	1%	2%	*	*	-	*	0%	1%	1%	1%	1%	1%
Absent	1%	1%	1%	7%	1%	2%	*	*	-	*	0%	1%	1%	1%	1%	1%
Other	0%	0%	0%	0%	0%	0%	*	*	-	*	0%	0%	0%	0%	0%	0%
Mathematics																
Assessment Participant	99%	99%	99%	100%	99%	100%	*	*	-	*	99%	100%	99%	99%	99%	99%
Included in Accountability	94%	95%	94%	60%	95%	88%	*	*	-	*	94%	93%	98%	82%	94%	92%

Texas Education Agency
2023-24 STAAR Participation (TAPR)
MISSION CISD (108908) - HIDALGO COUNTY

	State	Region 01	District	African American	Hispanic	White	American Indian	Asian	Pacific Islander	Two or More Races	Special Ed (Current)	Special Ed (Former)	Continuously Enrolled	Non-Continuously Enrolled	Econ Disadv	EB / EL (Current & Monitored)
Not Included in Accountability: Mobile	5%	3%	4%	40%	4%	10%	*	*	-	*	5%	7%	1%	13%	4%	5%
Not Included in Accountability: Other Exclusions	1%	1%	1%	0%	1%	2%	*	*	-	*	1%	0%	0%	3%	1%	2%
Not Tested	1%	1%	1%	0%	1%	0%	*	*	-	*	1%	0%	1%	1%	1%	1%
Absent	1%	0%	1%	0%	1%	0%	*	*	-	*	1%	0%	0%	1%	1%	1%
Other	0%	0%	0%	0%	0%	0%	*	*	-	*	0%	0%	0%	0%	0%	0%
Science																
Assessment Participant	99%	99%	98%	*	98%	96%	*	*	-	*	99%	98%	98%	98%	98%	98%
Included in Accountability	93%	95%	94%	*	94%	88%	*	*	-	*	94%	90%	98%	81%	94%	92%
Not Included in Accountability: Mobile	4%	3%	3%	*	3%	8%	*	*	-	*	4%	8%	1%	12%	3%	4%
Not Included in Accountability: Other Exclusions	1%	1%	1%	*	1%	0%	*	*	-	*	1%	0%	0%	4%	1%	2%
Not Tested	1%	1%	2%	*	2%	4%	*	*	-	*	1%	3%	2%	2%	2%	2%
Absent	1%	1%	1%	*	1%	0%	*	*	-	*	1%	0%	1%	2%	1%	1%
Other	0%	0%	0%	*	0%	4%	*	*	-	*	0%	3%	0%	1%	0%	0%
Social Studies																
Assessment Participant	99%	99%	98%	*	98%	100%	-	*	-	-	99%	100%	98%	98%	98%	98%
Included in Accountability	94%	95%	94%	*	94%	92%	-	*	-	-	95%	83%	97%	82%	94%	93%
Not Included in Accountability: Mobile	4%	3%	3%	*	3%	8%	-	*	-	-	2%	17%	1%	13%	3%	4%
Not Included in Accountability: Other Exclusions	1%	1%	1%	*	1%	0%	-	*	-	-	2%	0%	0%	2%	1%	1%
Not Tested	1%	1%	2%	*	2%	0%	-	*	-	-	1%	0%	2%	2%	2%	2%
Absent	1%	1%	2%	*	2%	0%	-	*	-	-	1%	0%	2%	2%	2%	2%
Other	0%	0%	0%	*	0%	0%	-	*	-	-	0%	0%	0%	0%	0%	0%
Accelerated Testers																
SAT/ACT Participant	93%	90%	88%	-	88%	*	-	-	-	-	*	*	91%	61%	86%	72%

* Indicates results are masked due to small numbers to protect student confidentiality.
- Indicates there are no students in the group.

Texas Education Agency
2023-24 Attendance, Graduation, and Dropout Rates (TAPR)
MISSION CISD (108908) - HIDALGO COUNTY

	State	Region 01	District	African American	Hispanic	White	American Indian	Asian	Pacific Islander	Two or More Races	Special Ed	Econ Disadv	EB/EL
Attendance Rate													
2022-23	93.3%	92.7%	90.7%	90.6%	90.7%	90.7%	*	*	*	88.2%	90.6%	90.3%	90.2%
2021-22	92.2%	90.7%	88.2%	84.6%	88.2%	89.2%	*	97.6%	*	*	88.1%	87.7%	87.8%
Chronic Absenteeism													
2022-23	20.3%	25.0%	36.0%	29.2%	36.0%	37.7%	*	20.0%	*	50.0%	36.9%	37.8%	38.1%
2021-22	25.7%	34.7%	45.1%	46.2%	45.2%	43.4%	*	0.0%	*	16.7%	47.4%	47.3%	48.3%
Annual Dropout Rate (Gr 7-8)													
2022-23	0.8%	0.4%	0.2%	*	0.2%	0.0%	-	*	-	*	0.0%	0.2%	0.2%
2021-22	0.7%	0.3%	0.2%	-	0.2%	0.0%	-	*	*	*	0.0%	0.2%	0.1%
Annual Dropout Rate (Gr 9-12)													
2022-23	2.0%	1.0%	0.3%	0.0%	0.3%	0.0%	-	*	-	*	0.3%	0.4%	0.3%
2021-22	2.2%	1.3%	0.9%	0.0%	0.9%	0.0%	-	*	-	*	0.5%	0.9%	1.3%
4-Year Longitudinal Rate (Gr 9-12)													
Class of 2023													
Graduated	90.3%	93.9%	94.3%	*	94.3%	100.0%	-	-	-	-	90.5%	93.7%	92.9%
Received TxCHSE	0.3%	0.1%	0.0%	*	0.0%	0.0%	-	-	-	-	0.0%	0.0%	0.0%
Continued HS	3.1%	2.7%	3.4%	*	3.4%	0.0%	-	-	-	-	3.2%	3.7%	3.1%
Dropped Out	6.3%	3.3%	2.3%	*	2.3%	0.0%	-	-	-	-	6.3%	2.6%	4.0%
Graduates and TxCHSE	90.6%	94.0%	94.3%	*	94.3%	100.0%	-	-	-	-	90.5%	93.7%	92.9%
Graduates, TxCHSE, and Continuers	93.7%	96.7%	97.7%	*	97.7%	100.0%	-	-	-	-	93.7%	97.4%	96.0%
Class of 2022													
Graduated	89.7%	92.9%	93.3%	-	93.4%	87.5%	-	-	-	-	89.6%	92.9%	88.8%
Received TxCHSE	0.3%	0.1%	0.1%	-	0.1%	0.0%	-	-	-	-	0.0%	0.1%	0.0%
Continued HS	3.5%	3.2%	3.5%	-	3.5%	12.5%	-	-	-	-	10.4%	3.8%	5.6%
Dropped Out	6.4%	3.9%	3.1%	-	3.1%	0.0%	-	-	-	-	0.0%	3.2%	5.6%
Graduates and TxCHSE	90.0%	93.0%	93.4%	-	93.5%	87.5%	-	-	-	-	89.6%	93.0%	88.8%
Graduates, TxCHSE, and Continuers	93.6%	96.1%	96.9%	-	96.9%	100.0%	-	-	-	-	100.0%	96.8%	94.4%
5-Year Extended Longitudinal Rate (Gr 9-12)													
Class of 2022													
Graduated	91.8%	94.7%	96.0%	-	95.9%	100.0%	-	-	-	-	100.0%	95.8%	93.2%
Received TxCHSE	0.4%	0.2%	0.1%	-	0.1%	0.0%	-	-	-	-	0.0%	0.1%	0.0%
Continued HS	1.0%	1.2%	0.7%	-	0.7%	0.0%	-	-	-	-	0.0%	0.7%	0.7%
Dropped Out	6.8%	4.0%	3.3%	-	3.3%	0.0%	-	-	-	-	0.0%	3.4%	6.1%
Graduates and TxCHSE	92.2%	94.8%	96.0%	-	96.0%	100.0%	-	-	-	-	100.0%	95.9%	93.2%

Texas Education Agency
2023-24 Attendance, Graduation, and Dropout Rates (TAPR)
MISSION CISD (108908) - HIDALGO COUNTY

	State	Region 01	District	African American	Hispanic	White	American Indian	Asian	Pacific Islander	Two or More Races	Special Ed	Econ Disadv	EB/EL
Graduates, TxCHSE, and Continuers	93.2%	96.0%	96.7%	-	96.7%	100.0%	-	-	-	-	100.0%	96.6%	93.9%
Class of 2021													
Graduated	92.2%	94.1%	97.2%	*	97.3%	90.0%	-	*	-	-	96.7%	97.5%	95.9%
Received TxCHSE	0.4%	0.1%	0.1%	*	0.1%	0.0%	-	*	-	-	0.0%	0.1%	0.5%
Continued HS	1.0%	1.0%	0.6%	*	0.6%	0.0%	-	*	-	-	0.0%	0.6%	1.4%
Dropped Out	6.3%	4.7%	2.1%	*	2.1%	10.0%	-	*	-	-	3.3%	1.9%	2.3%
Graduates and TxCHSE	92.7%	94.3%	97.3%	*	97.4%	90.0%	-	*	-	-	96.7%	97.6%	96.4%
Graduates, TxCHSE, and Continuers	93.7%	95.3%	97.9%	*	97.9%	90.0%	-	*	-	-	96.7%	98.1%	97.7%
6-Year Extended Longitudinal Rate (Gr 9-12)													
Class of 2021													
Graduated	92.7%	94.5%	97.5%	*	97.5%	90.0%	-	*	-	-	96.7%	97.8%	97.3%
Received TxCHSE	0.5%	0.2%	0.1%	*	0.1%	0.0%	-	*	-	-	0.0%	0.1%	0.5%
Continued HS	0.5%	0.6%	0.3%	*	0.3%	0.0%	-	*	-	-	0.0%	0.2%	0.0%
Dropped Out	6.3%	4.7%	2.1%	*	2.1%	10.0%	-	*	-	-	3.3%	1.9%	2.3%
Graduates and TxCHSE	93.2%	94.7%	97.6%	*	97.6%	90.0%	-	*	-	-	96.7%	97.9%	97.7%
Graduates, TxCHSE, and Continuers	93.7%	95.3%	97.9%	*	97.9%	90.0%	-	*	-	-	96.7%	98.1%	97.7%
Class of 2020													
Graduated	92.7%	94.2%	96.0%	*	96.1%	100.0%	*	*	-	-	96.5%	95.5%	93.8%
Received TxCHSE	0.5%	0.2%	0.1%	*	0.1%	0.0%	*	*	-	-	0.0%	0.1%	0.0%
Continued HS	0.5%	0.7%	0.2%	*	0.2%	0.0%	*	*	-	-	0.0%	0.1%	0.5%
Dropped Out	6.2%	4.9%	3.7%	*	3.6%	0.0%	*	*	-	-	3.5%	4.3%	5.6%
Graduates and TxCHSE	93.2%	94.4%	96.1%	*	96.2%	100.0%	*	*	-	-	96.5%	95.6%	93.8%
Graduates, TxCHSE, and Continuers	93.8%	95.1%	96.3%	*	96.4%	100.0%	*	*	-	-	96.5%	95.7%	94.4%
4-Year Federal Graduation Rate Without Exclusions (Gr 9-12)													
Class of 2023	90.3%	93.9%	93.2%	*	93.2%	100.0%	-	-	-	-	80.6%	92.6%	92.7%
Class of 2022	89.7%	92.9%	92.3%	-	92.3%	87.5%	-	-	-	-	81.3%	92.0%	87.4%
RHSP/DAP Graduates (Longitudinal Rate)													
Class of 2023	72.3%	*	*	-	*	-	-	-	-	-	-	*	-
Class of 2022	59.5%	60.0%	*	-	*	-	-	-	-	-	-	*	-
FHSP-E Graduates (Longitudinal Rate)													
Class of 2023	4.3%	3.1%	0.1%	*	0.1%	0.0%	-	-	-	-	0.0%	0.1%	0.0%
Class of 2022	3.7%	2.0%	0.1%	-	0.1%	0.0%	-	-	-	-	0.0%	0.1%	0.4%
FHSP-DLA Graduates (Longitudinal Rate)													

Texas Education Agency
2023-24 Attendance, Graduation, and Dropout Rates (TAPR)
MISSION CISD (108908) - HIDALGO COUNTY

	State	Region 01	District	African American	Hispanic	White	American Indian	Asian	Pacific Islander	Two or More Races	Special Ed	Econ Disadv	EB/EL
Class of 2023	84.3%	91.9%	77.8%	*	77.8%	90.0%	-	-	-	-	75.4%	76.5%	76.3%
Class of 2022	84.3%	92.0%	96.2%	-	96.2%	100.0%	-	-	-	-	93.3%	95.8%	92.1%
RHSP/DAP/FHSP-E/FHSP-DLA Graduates (Longitudinal Rate)													
Class of 2023	88.6%	95.0%	77.9%	*	77.9%	90.0%	-	-	-	-	75.4%	76.6%	76.3%
Class of 2022	88.0%	94.0%	96.2%	-	96.2%	100.0%	-	-	-	-	93.3%	95.8%	92.5%
RHSP/DAP Graduates (Annual Rate)													
2022-23	38.4%	66.7%	*	-	*	-	-	-	-	-	*	*	-
2021-22	23.6%	57.1%	*	-	*	-	-	-	-	-	-	*	-
FHSP-E Graduates (Annual Rate)													
2022-23	4.4%	3.0%	0.1%	*	0.1%	0.0%	-	-	-	-	0.0%	0.1%	0.0%
2021-22	3.9%	2.3%	0.2%	-	0.2%	0.0%	-	-	-	-	0.0%	0.2%	0.4%
FHSP-DLA Graduates (Annual Rate)													
2022-23	82.5%	90.4%	77.1%	*	77.0%	90.0%	-	-	-	-	71.6%	75.9%	75.9%
2021-22	82.3%	90.3%	94.8%	-	94.8%	100.0%	-	-	-	-	83.1%	94.2%	92.0%
Texas First DLA Graduates (Annual Rate)													
2022-23	0.1%	0.0%	0.0%	0.0%	0.0%	0.0%	-	-	-	-	0.0%	0.0%	0.0%
RHSP/DAP/FHSP-E/FHSP-DLA/Texas First-DLA Graduates (Annual Rate)													
2022-23	86.8%	93.4%	77.2%	*	77.1%	90.0%	-	-	-	-	72.1%	76.0%	75.9%
2021-22	86.0%	92.5%	94.9%	-	94.9%	100.0%	-	-	-	-	83.1%	94.3%	92.3%

Texas Education Agency
2023-24 Graduation Profile (TAPR)
MISSION CISD (108908) - HIDALGO COUNTY

	District Count	District Percent	State Count	State Percent
Graduates (2022-23 Annual Graduates)				
Total Graduates	1,061	100.0%	377,367	100.0%
By Ethnicity:				
African American	2	0.2%	46,822	12.4%
Hispanic	1,049	98.9%	197,333	52.3%
White	10	0.9%	103,009	27.3%
American Indian	0	0.0%	1,181	0.3%
Asian	0	0.0%	19,151	5.1%
Pacific Islander	0	0.0%	574	0.2%
Two or More Races	0	0.0%	9,297	2.5%
By Graduation Type:				
Minimum H.S. Program	0	0.0%	433	0.1%
Recommended H.S. Program/Distinguished Achievement Program	2	0.2%	270	0.1%
Foundation H.S. Program (No Endorsement)	242	22.8%	49,278	13.1%
Foundation H.S. Program (Endorsement)	1	0.1%	16,475	4.4%
Foundation H.S. Program (DLA)	816	76.9%	310,689	82.3%
Texas First Early H.S. Completion Program (Texas First-DLA)	0	0.0%	222	0.1%
Special Education Graduates	68	6.4%	34,589	9.2%
Economically Disadvantaged Graduates	897	84.5%	206,367	54.7%
Emergent Bilingual (EB)/English Learner (EL) Graduates	340	32.0%	50,229	13.3%
At-Risk Graduates	604	56.9%	168,430	44.6%
CTE Completers	497	46.8%	116,959	31.0%

134

Texas Education Agency
2023-24 College, Career, and Military Readiness (CCMR) (TAPR)
MISSION CISD (108908) - HIDALGO COUNTY

Academic Year	State	Region 01	District	African American	Hispanic	White	American Indian	Asian	Pacific Islander	Two or More Races	Special Ed	Econ Disadv	EB/EL
College, Career, and Military Ready Graduates (Student Achievement)†													
College, Career, or Military Ready (Annual Graduates)													
2022-23	76.3%	89.2%	98.2%	*	98.2%	100.0%	-	-	-	-	95.6%	98.2%	98.5%
2021-22	70.0%	88.5%	98.7%	-	98.6%	100.0%	-	-	-	-	98.6%	98.5%	96.9%
College Ready Graduates‡													
College Ready (Annual Graduates)‡													
2022-23	61.9%	63.9%	47.5%	*	47.6%	50.0%	-	-	-	-	76.5%	44.2%	27.4%
TSI Criteria Graduates in English Language Arts (Annual Graduates)													
2022-23	62.8%	58.8%	45.3%	*	45.3%	60.0%	-	-	-	-	2.9%	41.5%	18.2%
2021-22	57.1%	58.3%	40.7%	-	40.5%	71.4%	-	-	-	-	2.8%	36.8%	14.6%
TSI Criteria Graduates in Mathematics (Annual Graduates)													
2022-23	54.3%	54.4%	32.8%	*	33.0%	20.0%	-	-	-	-	4.4%	30.1%	13.8%
2021-22	48.2%	53.2%	34.1%	-	33.8%	71.4%	-	-	-	-	2.8%	30.9%	13.8%
TSI Criteria Graduates in Both Subjects (Annual Graduates)													
2022-23	48.4%	47.7%	27.7%	*	27.8%	20.0%	-	-	-	-	2.9%	25.0%	8.5%
2021-22	42.2%	46.8%	28.5%	-	28.2%	71.4%	-	-	-	-	2.8%	25.3%	8.4%
AP / IB Met Criteria in Any Subject (Annual Graduates)													
2022-23	20.4%	20.2%	11.7%	*	11.8%	0.0%	-	-	-	-	1.5%	11.9%	7.1%
2021-22	20.5%	21.6%	13.3%	-	13.2%	28.6%	-	-	-	-	0.0%	11.8%	10.0%
Associate Degree (Annual Graduates)													
2022-23	2.5%	6.4%	8.5%	*	8.6%	0.0%	-	-	-	-	2.9%	7.4%	1.2%
2021-22	2.4%	5.4%	3.4%	-	3.4%	0.0%	-	-	-	-	0.0%	3.1%	1.1%
Dual Course Credits in Any Subject (Annual Graduates)													
2022-23	23.6%	28.5%	33.5%	*	33.5%	40.0%	-	-	-	-	8.8%	29.7%	13.5%
2021-22	24.0%	30.3%	34.2%	-	34.2%	28.6%	-	-	-	-	7.0%	30.1%	12.3%
Onramps Course Credits (Annual Graduates)													
2022-23	4.8%	2.9%	5.3%	*	5.1%	30.0%	-	-	-	-	0.0%	3.8%	0.6%
2021-22	4.4%	3.0%	5.5%	-	5.4%	14.3%	-	-	-	-	0.0%	4.3%	1.1%
Graduates Under an Advanced Diploma Plan and Identified as a Current Special Education Student (Annual Graduates)													
2022-23	5.6%	7.2%	4.6%	*	4.6%	10.0%	-	-	-	-	72.1%	4.9%	7.1%
2021-22	5.0%	6.0%	5.7%	-	5.6%	14.3%	-	-	-	-	83.1%	6.2%	6.9%
Career / Military Ready Graduates‡													
Career or Military Ready (Annual Graduates)‡													

135

Texas Education Agency
2023-24 College, Career, and Military Readiness (CCMR) (TAPR)
MISSION CISD (108908) - HIDALGO COUNTY

Academic Year	State	Region 01	District	African American	Hispanic	White	American Indian	Asian	Pacific Islander	Two or More Races	Special Ed	Econ Disadv	EB/EL
2022-23	36.4%	63.5%	88.2%	*	88.1%	100.0%	-	-	-	-	83.8%	88.3%	92.6%
Approved Industry-Based Certification (Annual Graduates)													
2022-23	33.4%	60.5%	87.6%	*	87.4%	100.0%	-	-	-	-	73.5%	87.6%	92.4%
2021-22	28.0%	57.7%	89.3%	-	89.2%	100.0%	-	-	-	-	88.7%	89.3%	92.3%
Graduates with Level I or Level II Certificate (Annual Graduates)													
2022-23	0.8%	1.9%	4.0%	*	4.0%	0.0%	-	-	-	-	4.4%	4.0%	4.7%
2021-22	0.7%	1.4%	2.9%	-	2.9%	0.0%	-	-	-	-	5.6%	2.9%	2.7%
Graduate with Completed IEP and Workforce Readiness (Annual Graduates)													
2022-23	2.7%	2.8%	1.4%	*	1.4%	0.0%	-	-	-	-	22.1%	1.4%	1.5%
2021-22	2.5%	2.6%	1.7%	-	1.6%	14.3%	-	-	-	-	25.4%	2.1%	0.8%
U.S. Armed Forces Enlistment (Annual Graduates)													
2022-23	0.6%	0.6%	0.0%	*	0.0%	0.0%	-	-	-	-	0.0%	0.0%	0.0%

- Indicates there are no students in the group.

* Indicates results are masked due to small numbers to protect student confidentiality.

? Indicates that the data for this item were statistically improbable or were reported outside a reasonable range.

‡ Beginning with 2022-23 graduates, special education students that graduated with the advanced diploma are classified as college ready. As a result, only one year of data is shown because previous years' data is not comparable.

Texas Education Agency
2023-24 CCMR-Related Indicators (TAPR)
MISSION CISD (108908) - HIDALGO COUNTY

	Academic Year	State	Region 01	District	African American	Hispanic	White	American Indian	Asian	Pacific Islander	Two or More Races	Special Ed	Econ Disadv	EB/EL
TSIA Results (Graduates >= Criterion) (Annual Graduates)														
Reading	2022-23	21.0%	42.3%	34.4%	*	34.6%	20.0%	-	-	-	-	2.9%	31.1%	11.2%
	2021-22	22.8%	43.8%	30.8%	-	30.8%	28.6%	-	-	-	-	1.4%	27.8%	8.4%
Mathematics	2022-23	19.9%	37.4%	27.2%	*	27.6%	0.0%	-	-	-	-	2.9%	25.2%	10.6%
	2021-22	18.7%	37.2%	28.0%	-	28.1%	14.3%	-	-	-	-	2.8%	25.2%	10.3%
Both Subjects	2022-23	12.5%	31.1%	21.5%	*	21.7%	0.0%	-	-	-	-	2.9%	19.7%	6.2%
	2021-22	12.6%	31.6%	21.7%	-	21.8%	0.0%	-	-	-	-	1.4%	19.1%	5.0%
Completed and Received Credit for College Prep Courses (Annual Graduates)														
English Language Arts	2022-23	18.2%	14.1%	2.3%	*	2.2%	10.0%	-	-	-	-	0.0%	2.0%	1.8%
	2021-22	11.7%	13.7%	5.6%	-	5.5%	14.3%	-	-	-	-	0.0%	6.2%	5.0%
Mathematics	2022-23	20.2%	17.6%	3.8%	*	3.7%	10.0%	-	-	-	-	1.5%	3.7%	3.2%
	2021-22	14.0%	16.6%	5.3%	-	5.1%	28.6%	-	-	-	-	0.0%	5.5%	3.4%
Both Subjects	2022-23	12.5%	10.9%	1.1%	*	1.1%	0.0%	-	-	-	-	0.0%	1.0%	0.9%
	2021-22	7.5%	10.5%	2.7%	-	2.6%	14.3%	-	-	-	-	0.0%	3.0%	1.5%
AP/IB-Results (Participation) (Grades 11-12)														
All Subjects	2023	24.2%	29.2%	24.8%	*	24.8%	21.1%	-	*	-	-	2.8%	22.5%	12.7%
	2022	23.0%	28.1%	16.7%	*	16.7%	19.0%	-	-	-	-	0.6%	15.1%	8.7%
English Language Arts	2023	13.8%	18.6%	15.7%	*	15.7%	15.8%	-	*	-	-	1.7%	14.7%	5.8%
	2022	13.2%	17.7%	11.1%	*	11.1%	14.3%	-	-	-	-	0.6%	10.1%	4.9%
Mathematics	2023	7.4%	7.7%	3.9%	*	4.0%	0.0%	-	*	-	-	0.6%	3.5%	1.0%
	2022	6.9%	7.6%	3.4%	*	3.5%	0.0%	-	-	-	-	0.0%	3.0%	0.6%
Science	2023	10.3%	12.4%	8.7%	*	8.7%	5.3%	-	*	-	-	0.0%	8.1%	3.2%
	2022	9.6%	11.1%	5.8%	*	5.9%	0.0%	-	-	-	-	0.6%	5.0%	2.0%
Social Studies	2023	13.1%	18.6%	12.2%	*	12.2%	15.8%	-	*	-	-	0.6%	10.6%	5.4%
	2022	12.5%	16.8%	6.5%	*	6.5%	14.3%	-	-	-	-	0.6%	5.3%	2.4%
AP/IB Results (Examinees >= Criterion) (Grades 11-12)														
All Subjects	2023	53.3%	34.3%	18.8%	-	18.9%	*	-	*	-	-	20.0%	19.9%	20.7%
	2022	53.3%	35.1%	23.8%	-	23.5%	*	-	-	-	-	*	24.3%	23.6%
English Language Arts	2023	52.3%	23.0%	18.8%	-	19.0%	*	-	*	-	-	*	17.2%	7.1%
	2022	53.2%	23.6%	27.0%	-	26.6%	*	-	-	-	-	*	25.0%	6.5%
Mathematics	2023	50.1%	17.5%	5.9%	-	5.9%	-	-	-	-	-	*	4.6%	0.0%
	2022	50.4%	20.6%	10.7%	-	10.7%	-	-	-	-	-	-	14.3%	*
Science	2023	44.8%	12.8%	2.7%	-	2.7%	*	-	-	-	-	-	2.0%	0.0%
	2022	44.7%	15.8%	7.1%	-	7.1%	-	-	-	-	-	*	8.7%	0.0%

Texas Education Agency
2023-24 CCMR-Related Indicators (TAPR)
MISSION CISD (108908) - HIDALGO COUNTY

	Academic Year	State	Region 01	District	African American	Hispanic	White	American Indian	Asian	Pacific Islander	Two or More Races	Special Ed	Econ Disadv	EB/EL
Social Studies	2023	42.0%	12.5%	2.6%	-	2.7%	*	-	-	-	-	*	2.5%	2.6%
	2022	41.9%	13.3%	4.2%	-	4.3%	*	-	-	-	-	*	6.1%	0.0%
SAT/ACT Results (Annual Graduates)														
Tested	2022-23	79.3%	66.7%	84.5%	*	84.4%	100.0%	-	-	-	-	45.6%	83.5%	73.7%
	2021-22	71.5%	49.6%	40.6%	?	40.3%	57.1%	-	?	-	-	5.6%	35.4%	24.5%
At/Above Criterion for All Examinees	2022-23	28.9%	17.2%	11.7%	-	11.8%	8.3%	-	-	-	-	0.0%	9.1%	1.6%
	2021-22	32.1%	20.7%	23.9%	*	23.3%	*	-	*	-	-	*	19.6%	7.8%
Average SAT Score (Annual Graduates)														
All Subjects	2022-23	978	934	889	-	889	867	-	-	-	-	760	878	809
	2021-22	1001	969	950	970	948	1177	-	1170	-	-	700	929	825
English Language Arts and Writing	2022-23	497	478	457	-	457	447	-	-	-	-	386	451	412
	2021-22	506	495	482	550	481	607	-	530	-	-	375	468	404
Mathematics	2022-23	482	456	432	-	432	420	-	-	-	-	373	427	398
	2021-22	496	474	468	420	467	570	-	640	-	-	325	460	421
Average ACT Score (Annual Graduates)														
All Subjects	2022-23	19.2	17.9	18.0	-	18.0	*	-	-	-	-	*	17.8	14.7
	2021-22	19.5	18.2	18.3	-	18.2	24.0	-	-	-	-	12.5	18.1	15.3
English Language Arts	2022-23	18.8	17.6	17.8	-	17.8	*	-	-	-	-	*	17.6	13.8
	2021-22	19.2	18.0	18.3	-	18.2	25.7	-	-	-	-	11.0	17.9	14.4
Mathematics	2022-23	18.9	17.6	18.2	-	18.1	*	-	-	-	-	*	17.9	16.0
	2021-22	19.3	17.8	17.8	-	17.8	21.0	-	-	-	-	14.0	17.7	16.5
Science	2022-23	19.5	18.5	18.1	-	18.1	*	-	-	-	-	*	18.0	15.6
	2021-22	19.8	18.7	18.4	-	18.2	24.0	-	-	-	-	14.0	18.4	15.7

138

- Indicates there are no students in the group.
- * Indicates results are masked due to small numbers to protect student confidentiality.
- ? Indicates that the data for this item were statistically improbable or were reported outside a reasonable range.
- n/a Indicates data reporting is not applicable for this group.

Texas Education Agency
2023-24 Other Postsecondary Indicators (TAPR)
MISSION CISD (108908) - HIDALGO COUNTY

	Academic Year	State	Region 01	District	African American	Hispanic	White	American Indian	Asian	Pacific Islander	Two or More Races	Special Ed	Econ Disadv	EB/EL
Advanced/Dual-Credit Course Completion (Grades 9-12)														
Any Subject	2022-23	45.4%	55.7%	44.0%	20.0%	44.0%	46.2%	-	*	-	*	18.9%	42.0%	29.4%
	2021-22	44.2%	53.6%	46.7%	*	46.7%	45.7%	-	*	-	*	21.5%	44.8%	28.6%
English Language Arts	2022-23	17.4%	23.2%	18.4%	0.0%	18.4%	21.1%	-	*	-	*	3.7%	16.9%	8.4%
	2021-22	16.6%	22.8%	16.7%	*	16.7%	15.2%	-	*	-	*	2.9%	14.8%	6.3%
Mathematics	2022-23	19.5%	23.0%	19.3%	20.0%	19.3%	20.6%	-	*	-	*	3.1%	18.3%	11.4%
	2021-22	19.9%	23.6%	21.3%	*	21.3%	27.3%	-	*	-	*	2.8%	19.5%	11.0%
Science	2022-23	21.5%	25.7%	20.1%	0.0%	20.0%	27.0%	-	*	-	*	7.3%	19.0%	11.6%
	2021-22	21.1%	24.4%	21.6%	*	21.5%	34.4%	-	*	-	*	9.9%	20.3%	11.5%
Social Studies	2022-23	24.0%	31.2%	24.6%	0.0%	24.7%	15.8%	-	*	-	*	2.4%	21.9%	10.3%
	2021-22	22.8%	30.6%	27.5%	*	27.5%	31.3%	-	*	-	*	1.9%	24.7%	9.3%
Graduates Enrolled in Texas Institution of Higher Education (TX IHE)														
	2021-22	-	-	-	-	-	-	-	-	-	-	-	-	-
	2020-21	-	-	-	-	-	-	-	-	-	-	-	-	-
Graduates in TX IHE Completing One Year Without Enrollment in a Developmental Education Course														
	2021-22	-	-	-	-	-	-	-	-	-	-	-	-	-
	2020-21	-	-	-	-	-	-	-	-	-	-	-	-	-

- Indicates there are no students in the group.
- * Indicates results are masked due to small numbers to protect student confidentiality.
- ? Indicates that the data for this item were statistically improbable or were reported outside a reasonable range.

Texas Education Agency
2023-24 Student Information (TAPR)
MISSION CISD (108908) - HIDALGO COUNTY

Student Information	Membership				Enrollment			
	District		State		District		State	
	Count	Percent	Count	Percent	Count	Percent	Count	Percent
Total Students	14,051	100.0%	5,517,464	100.0%	14,068	100.0%	5,531,236	100.0%
Students by Grade								
Early Childhood Education	2	0.0%	18,968	0.3%	9	0.1%	26,847	0.5%
Pre-Kindergarten	1,369	9.7%	247,979	4.5%	1,371	9.7%	248,576	4.5%
Pre-Kindergarten: 3-year Old	551	3.9%	42,448	0.8%	553	3.9%	42,669	0.8%
Pre-Kindergarten: 4-year Old	818	5.8%	205,531	3.7%	818	5.8%	205,907	3.7%
Kindergarten	792	5.6%	361,329	6.5%	792	5.6%	361,799	6.5%
Grade 1	842	6.0%	385,096	7.0%	842	6.0%	385,471	7.0%
Grade 2	862	6.1%	402,233	7.3%	862	6.1%	402,576	7.3%
Grade 3	934	6.6%	399,869	7.2%	934	6.6%	400,181	7.2%
Grade 4	908	6.5%	399,137	7.2%	908	6.5%	399,422	7.2%
Grade 5	925	6.6%	399,200	7.2%	926	6.6%	399,419	7.2%
Grade 6	1,001	7.1%	400,347	7.3%	1,002	7.1%	400,511	7.2%
Grade 7	988	7.0%	405,118	7.3%	988	7.0%	405,298	7.3%
Grade 8	987	7.0%	414,033	7.5%	987	7.0%	414,195	7.5%
Grade 9	1,142	8.1%	472,595	8.6%	1,142	8.1%	472,783	8.5%
Grade 10	1,160	8.3%	439,091	8.0%	1,160	8.2%	439,298	7.9%
Grade 11	1,112	7.9%	406,681	7.4%	1,115	7.9%	406,966	7.4%
Grade 12	1,027	7.3%	365,788	6.6%	1,030	7.3%	367,894	6.7%
Ethnic Distribution								
African American	18	0.1%	706,235	12.8%	18	0.1%	707,609	12.8%
Hispanic	13,690	97.4%	2,936,051	53.2%	13,706	97.4%	2,942,144	53.2%
White	328	2.3%	1,379,090	25.0%	329	2.3%	1,384,437	25.0%
American Indian	2	0.0%	17,886	0.3%	2	0.0%	17,939	0.3%
Asian	7	0.0%	295,946	5.4%	7	0.0%	296,367	5.4%
Pacific Islander	0	0.0%	8,831	0.2%	0	0.0%	8,844	0.2%
Two or More Races	6	0.0%	173,425	3.1%	6	0.0%	173,896	3.1%
Sex								
Female	6,899	49.1%	2,695,318	48.9%	6,902	49.1%	2,700,356	48.8%
Male	7,152	50.9%	2,822,146	51.1%	7,166	50.9%	2,830,880	51.2%
Other Student Cohorts								
Economically Disadvantaged	12,079	86.0%	3,434,955	62.3%	12,095	86.0%	3,439,856	62.2%
Non-Educationally Disadvantaged	1,972	14.0%	2,082,509	37.7%	1,973	14.0%	2,091,380	37.8%
Section 504 Students	1,152	8.2%	399,808	7.2%	1,155	8.2%	400,078	7.2%
EB Students/EL	5,388	38.3%	1,344,804	24.4%	5,393	38.3%	1,345,917	24.3%
Students w/ Disciplinary Placements (2022-23)	417	2.7%	105,976	1.9%				
Students w/ Dyslexia	787	5.6%	329,004	6.0%	787	5.6%	329,228	6.0%

140

Board Workshop: October 1, 2025

Board Meeting: October 8, 2025

Texas Education Agency
2023-24 Student Information (TAPR)
MISSION CISD (108908) - HIDALGO COUNTY

Student Information	Membership				Enrollment			
	District		State		District		State	
	Count	Percent	Count	Percent	Count	Percent	Count	Percent
Foster Care	3	0.0%	12,418	0.2%	3	0.0%	12,469	0.2%
Homeless	55	0.4%	77,809	1.4%	55	0.4%	77,942	1.4%
Immigrant	210	1.5%	158,717	2.9%	210	1.5%	158,832	2.9%
Migrant	139	1.0%	13,481	0.2%	139	1.0%	13,528	0.2%
Title I	14,050	100.0%	3,624,288	65.7%	14,067	100.0%	3,632,539	65.7%
Military Connected	141	1.0%	212,919	3.9%	141	1.0%	213,035	3.9%
At-Risk	11,075	78.8%	2,937,834	53.2%	11,087	78.8%	2,941,204	53.2%
Students by Instructional Program								
Bilingual/ESL Education	5,341	38.0%	1,350,113	24.5%	5,346	38.0%	1,350,920	24.4%
Career and Technical Education	5,376	38.3%	1,485,646	26.9%	-	-	-	-
Career and Technical Education (9-12 grades only)	3,810	85.8%	1,234,615	73.3%	-	-	-	-
Gifted and Talented Education	1,622	11.5%	469,054	8.5%	1,622	11.5%	469,170	8.5%
Special Education	1,663	11.8%	764,858	13.9%	1,674	11.9%	774,489	14.0%
Students with Disabilities by Type of Primary Disability								
Total Students with Disabilities	1,663		764,858					
Students with Intellectual Disabilities	830	49.9%	349,307	45.7%				
Students with Physical Disabilities	240	14.4%	144,191	18.9%				
Students with Autism	287	17.3%	124,254	16.2%				
Students with Behavioral Disabilities	265	15.9%	134,373	17.6%				
Students with Non-Categorical Early Childhood	41	2.5%	12,733	1.7%				
Mobility (2022-23)								
Total Mobile Students	5,399	39.8%	864,058	16.1%				
African American	16	0.1%	181,855	3.4%				
Hispanic	5,326	39.2%	455,070	8.5%				
White	52	0.4%	165,204	3.1%				
American Indian	1	0.0%	3,184	0.1%				
Asian	0	0.0%	27,631	0.5%				
Pacific Islander	1	0.0%	1,840	0.0%				
Two or More Races	3	0.0%	29,274	0.5%				
Special Ed Students who are Mobile	773	47.3%	137,466	17.6%				
Count and Percent of EB Students/EL who are Mobile	2,708	49.4%	196,918	16.3%				
Count and Percent of Econ Dis Students who are Mobile	5,015	42.3%	622,582	18.6%				
Student Attrition (2022-23)								
Total Student Attrition	1,612	14.4%	767,390	18.1%				

Texas Education Agency
2023-24 Student Information (TAPR)
MISSION CISD (108908) - HIDALGO COUNTY

Student Information	Non-Special Education Rates		Special Education Rates	
	District	State	District	State
Retention Rates by Grade				
Kindergarten	0.4%	1.3%	0.0%	3.9%
Grade 1	1.6%	2.1%	0.0%	3.3%
Grade 2	1.9%	1.3%	1.2%	1.6%
Grade 3	0.9%	0.7%	0.7%	0.7%
Grade 4	0.1%	0.4%	0.0%	0.5%
Grade 5	0.1%	0.2%	0.0%	0.3%
Grade 6	0.0%	0.3%	0.0%	0.3%
Grade 7	0.1%	0.5%	0.0%	0.4%
Grade 8	0.1%	0.4%	0.0%	0.5%
Grade 9	8.8%	7.9%	11.1%	11.9%

142

	District		State	
	Count	Percent	Count	Percent
Data Quality				
Underreported Students	2	0.0%	5,974	0.2%

Class Size Averages by Grade and Subject
(Derived from teacher responsibility records):

Class Size Information	District	State
Elementary		
Kindergarten	17.3	18.4
Grade 1	17.9	18.8
Grade 2	19.7	19.1
Grade 3	17.4	19.4
Grade 4	17.4	19.4
Grade 5	19.0	20.9
Grade 6	17.9	19.2
Secondary		
English/Language Arts	17.6	16.3
Foreign Languages	13.0	18.8
Mathematics	15.2	17.5
Science	18.3	18.5
Social Studies	19.3	18.8

Texas Education Agency
2023-24 Staff Information (TAPR)
MISSION CISD (108908) - HIDALGO COUNTY

Staff Information	District		State	
	Count	Percent	Count	Percent
Total Staff	2,288.9	100.0%	775,882.5	100.0%
Professional Staff	1,287.3	56.2%	496,151.0	63.9%
Teachers	971.6	42.4%	374,799.9	48.3%
Professional Support	232.3	10.1%	86,026.7	11.1%
Campus Administration (School Leadership)	48.4	2.1%	25,836.1	3.3%
Central Administration	35.0	1.5%	9,488.3	1.2%
Educational Aides	257.1	11.2%	88,200.6	11.4%
Auxiliary Staff	744.5	32.5%	191,530.9	24.7%
Librarians and Counselors (Headcount)				
Full-time Librarians	17.0	n/a	4,187.0	n/a
Part-time Librarians	5.0	n/a	651.0	n/a
Full-time Counselors	51.0	n/a	13,870.0	n/a
Part-time Counselors	5.0	n/a	1,172.0	n/a
Total Minority Staff	2,201.6	96.2%	421,896.4	54.4%
Teachers by Ethnicity				
African American	2.0	0.2%	47,341.1	12.6%
Hispanic	909.3	93.6%	112,921.8	30.1%
White	55.5	5.7%	200,118.0	53.4%
American Indian	0.0	0.0%	1,286.9	0.3%
Asian	3.8	0.4%	7,914.7	2.1%
Pacific Islander	0.0	0.0%	490.9	0.1%
Two or More Races	1.0	0.1%	4,726.6	1.3%
Teachers by Sex				
Males	291.6	30.0%	91,815.2	24.5%
Females	680.0	70.0%	282,984.6	75.5%
Teachers by Highest Degree Held				
No Degree	12.9	1.3%	9,453.8	2.5%
Bachelors	751.3	77.3%	268,886.4	71.7%
Masters	205.6	21.2%	93,414.7	24.9%
Doctorate	1.8	0.2%	3,044.9	0.8%
Teachers by Years of Experience				
Beginning Teachers	18.0	1.9%	32,507.6	8.7%
1-5 Years Experience	189.8	19.5%	102,619.4	27.4%
6-10 Years Experience	224.6	23.1%	75,585.4	20.2%
11-20 Years Experience	344.7	35.5%	101,415.3	27.1%
21-30 Years Experience	155.2	16.0%	51,471.9	13.7%
Over 30 Years Experience	39.3	4.0%	11,200.2	3.0%
Number of Students per Teacher	14.5	n/a	14.7	n/a

Texas Education Agency
2023-24 Staff Information (TAPR)
MISSION CISD (108908) - HIDALGO COUNTY

Staff Information	District	State
Experience of Campus Leadership		
Average Years Experience of Principals	7.9	6.0
Average Years Experience of Principals with District	7.5	5.1
Average Years Experience of Assistant Principals	7.1	5.1
Average Years Experience of Assistant Principals with District	6.7	4.3
Average Years Experience of Teachers	13.8	11.1
Average Years Experience of Teachers with District	10.8	6.9
Average Teacher Salary by Years of Experience (regular duties only)		
Beginning Teachers	\$63,803	\$54,272
1-5 Years Experience	\$59,584	\$58,185
6-10 Years Experience	\$61,248	\$61,494
11-20 Years Experience	\$66,036	\$65,219
21-30 Years Experience	\$72,760	\$69,723
Over 30 Years Experience	\$78,685	\$74,014
Average Actual Salaries (regular duties only)		
Teachers	\$65,213	\$62,474
Professional Support	\$77,349	\$73,783
Campus Administration (School Leadership)	\$97,360	\$86,738
Central Administration	\$118,069	\$116,028
Instructional Staff Percent	59.0%	65.0%
Turnover Rate for Teachers	9.8%	19.1%
Staff Exclusions		
Shared Services Arrangement Staff:		
Professional Staff	0.0	1,284.6
Educational Aides	0.0	181.6
Auxiliary Staff	0.0	373.8
Contracted Instructional Staff	0.0	1,970.1

144

Designation	District		State	
	Headcount	Average Payout	Headcount	Average Payout
Teacher Incentive Allotment				
Recognized	123	\$6,334	9,429	\$5,848
Exemplary	127	\$12,711	10,279	\$11,434
Master	50	\$23,064	5,255	\$21,235

Texas Education Agency
2023-24 Staff Information (TAPR)
MISSION CISD (108908) - HIDALGO COUNTY

Program Information	District		State	
	Count	Percent	Count	Percent
Teachers by Program (population served)				
Bilingual/ESL Education	2.8	0.3%	22,656.0	6.0%
Career and Technical Education	53.3	5.5%	20,454.1	5.5%
Compensatory Education	0.0	0.0%	11,626.3	3.1%
Gifted and Talented Education	33.1	3.4%	6,181.4	1.6%
Regular Education	798.9	82.2%	261,452.4	69.8%
Special Education	83.5	8.6%	38,736.9	10.3%
Other	0.0	0.0%	13,749.8	3.7%

- Indicates there is no data for the item.
- * Indicates results are masked due to small numbers.
- ** When only one student disability or assessment group is masked, then the second smallest student disability or assessment group is masked regardless of size.
- n/a Indicates data reporting is not applicable for this group.
- ? Indicates that the data for this item were statistically improbable or were reported outside a reasonable range.

Link to: [PEIMS Financial Standard Reports 2022-23 Financial Actual Report](#)
(To open link in a new window, press the "Ctrl" key and click on the link.)



Campus Improvement Plan

2025-2026

Dr. Cris Valdez, Superintendent

October 8, 2025

Campus: Alton Elementary

Principal: Dr. S. Canales-Garcia

2024-2025 Campus Goals – Reflection (Here’s What)

Our campus received a letter D rating on the 2025 Texas State Accountability System, identifying Alton Elementary as a school of improvement at the federal level.

2025-2026 Goals/Performance Objectives (So What)

Goal 1: We will increase our overall STAAR Domain 1 from 65% to 75% by May 2026.

Goal 2: We will improve in TELPAS from 0 points to 3 points by May 2026.

2025-2026 Strategies (Now What)

1. We will teach high quality Tier 1 instruction by using HQIM.
2. We will differentiate the learning through small group instruction.
3. We will consistently implement Summit K12 daily for at least 30 mins.
4. We will practice and closely monitor listening, speaking, reading and writing activities in the classroom.



Dr. Cris Valdez, Superintendent

Campus Improvement Plan

2025-2026

October 8, 2025

Campus: Bryan Elementary

Principal: Nelda Lazos

2024-2025 Campus Goals – Reflection (Here’s What)

At Bryan Elementary, our 2024–2025 campus goals were focused on strengthening student outcomes in two key content areas: **Math and Science**, with intentional support for our **SPED and Emergent Bilingual (EB)** student populations. Our commitment is to be purposeful in our teaching practices, ensuring lessons are aligned, engaging, and designed to close academic gaps. Additionally, we are prioritizing full compliance with all IEPs to support the unique needs of each student and to ensure their individual success.

Another major focus this year is **attendance**. We recognize the critical role attendance plays in student achievement, and to address this, we are implementing **reporting period celebrations** to encourage and motivate students to reach their attendance goals. Our aim is to create a culture of consistency and accountability, while also celebrating student effort and commitment.

2025-2026 Goals/Performance Objectives (So What)

By centering our work on these goals, we are striving to meet and exceed **state, district, and campus expectations**. With the dedication of our staff, the support of our families, and the resilience of our students, we are confident that Bryan Elementary will continue to grow and succeed throughout the 2025–2026 school year.

2025-2026 Strategies (Now What)

To ensure progress toward our campus goals, Bryan Elementary will continue to monitor instruction and student achievement through regular PLCs, data meetings, and classroom walkthroughs. Teachers will receive ongoing support and professional development in effective strategies for Math and Science instruction, with a focus on meeting the needs of SPED and EB students. Progress on IEP implementation will be closely monitored to guarantee compliance and individual student growth.

For attendance, we will track student data every reporting period, celebrate achievements, and provide interventions for students who are at risk of falling behind. By maintaining open communication with families and fostering student accountability, we aim to build a strong culture of daily attendance.



Campus Improvement Plan

2025-2026

Dr. Cris Valdez, Superintendent

October 8, 2025

Campus: Cantu Elementary

Principal: Enrique Alvarez

2024-2025 Campus Goals – Reflection (Here’s What)

- The campus goal to be TEA “A” rated was achieved.
- Did not meet the goal to have 75% of students improve a proficiency level, instead had 55%.
- Met the goal to increase 5th STAAR Science with 48% Meets (previously 10%) and 18% Masters (2% previously) results.

2025-2026 Goals/Performance Objectives (So What)

- Maintain the TEA “A” rating.
- Earn TEA Distinctions in Reading and Math.
- Yearly attendance to be at 95%.

2025-2026 Strategies (Now What)

- Teacher professional development on Research Based Instructional Strategies (RBIS) for RLA and Math.
- TELPAS professional development on all four domains.
- Intervention supports for Special Education students to be successful on Grade Level as evaluated on STAAR.



Campus Improvement Plan

2025-2026

Dr. Cris Valdez, Superintendent

October 8, 2025

Campus: Castro Elementary

Principal: Araceli Escalona

2024-2025 Campus Goals – Reflection (Here’s What)

During the 2024–2025 school year, Castro Elementary earned an overall accountability rating of 84, a “B.” Our STAAR performance showed that 76% of students scored at the Approaches level, 48% reached Meets, and 24% achieved Masters. In Reading, 84% of students were at Approaches, while Math results showed 77% Approaches and 56% at Meets. Science was our greatest challenge, with only 50% of students at Approaches, 19% at Meets, and just 5% at Masters.

In terms of growth, our campus earned a 70 (C) for Academic Growth and improved Closing the Gaps to an 83 (B). Subgroup performance continues to highlight areas of need. Emergent Bilingual students had 46% at Meets and 21% at Masters, while Special Education students showed 30% at Meets and 11% at Masters. Overall, we celebrated growth in Reading and Math but recognize the urgency of addressing low performance in Science and closing subgroup achievement gaps.

2025-2026 Goals/Performance Objectives (So What)

These results show us that while most students are able to perform at the Approaches level, fewer than half are consistently demonstrating grade-level mastery. Our Science outcomes in particular underscore a need for a campus-wide instructional shift.

Therefore, for the upcoming school year, our performance objectives are clear: increase Reading Meets from 50% to 58%, Math Meets from 56% to 64%, and Science Meets from 19% to 30%. We will also focus on subgroup performances and work to push our Academic Growth score from 70 to 75, ensuring that all students make measurable progress.

2025-2026 Strategies (Now What)

To meet these goals, we will implement a series of targeted strategies. First, we will strengthen Tier I instruction by embedding rigor checks in lesson planning, ensuring daily alignment to TEKS, and increasing the use of higher-order questioning across subjects. In Science, we will launch an improvement plan focused on weekly inquiry-based labs, vocabulary integration, and hands-on activities to build both content knowledge and critical thinking.

We will also increase targeted small-group instruction, using real-time data from benchmarks and iReady to guide reteach and enrichment cycles, while PLCs will monitor progress weekly.

Students will track their own progress toward Meets and Masters levels, building ownership of their learning. These strategies will help us build on our progress in Reading and Math, while addressing our gaps in Science, EB/EL, and Special Education to ensure every child at Castro Elementary is on track for future success.



Dr. Cris Valdez, Superintendent

Campus Improvement Plan

2025-2026

October 8, 2025

Campus: Raquel Cavazos Elementary

Principal: Mrs. Nelly Flores

	Component Score	Scaled Score	Rate
Overall		91	A
Student Achievement		73	C
STAAR Performance	45	73	
College, Career and Military Readiness			
Graduation Rate			
School Progress		92	A
Academic Growth	83	92	
Relative Performance (Eco Dis: 85.8%)		81	
Closing the Gaps	71	88	E

2024-2025 Campus Goals – Reflection (Here’s What)

- EOY CLI (PK) – 82% and MCLASS (KN, 1st, 2nd) – 74%
- ELA/Reading STAAR – 77% Approaches, 56% Meets, 19% Masters
- Math STAAR – 71% Approaches, 44% Meets, 18% Masters
- Science STAAR – 58% Approaches, 26% Meets, 5% Masters
- TELPAS EL Measure – 55%
- Distinctions – 4 out of 6 (Academic Achievement in Math, Top 25% Comparative in Academic Growth and Closing the Gaps, Postsecondary Readiness)
- Campus Attendance – 97.5%

2025-2026 Goals/Performance Objectives (So What)

- Increase EOY CLI (PK) to 90% and MCLASS (KN-2) to 80%
- ELA/Reading STAAR: 85% Approaches, 53% Meets, 27% Masters
- Math STAAR: 80% Approaches, 53% Meets, 25% Masters
- Science STAAR: 68% Approaches, 35% Meets, 12% Masters
- Maintain TELPAS EL Progress Measure at 55%
- Earn all 6 state distinctions
- Maintain campus attendance at 98%

2025-2026 Strategies (Now What)

- Strengthen Tier I Instruction using HQIM resources with fidelity
- Monitor lesson internalization through collaborative planning and feedback
- Implement Science Lab Jr. rotations (Wed– 1st/2nd, Thurs – 3rd/4th, Fri – PK & KN)
- Campus-wide ‘Language of the Day’ to promote biliteracy and oral language
- Accelerated phonics and math fluency instruction for KN – 2nd grade



Campus Improvement Plan

2025-2026

Dr. Cris Valdez, Superintendent

October 8, 2025

Campus: Escobar/Rios Elementary

Principal: Bianca Ramirez Cano

2024-2025 Campus Goals – Reflection (Here’s What)

Increase state assessment performance in Domain 1 to 90% or higher to earn an A rating for the 2024-2025 school year.

-Goal was not met; however, we did not decrease in our letter grade for our Overall Rating, including School Progress and Closing the Gaps.

Increase student enrollment from 366 to 427 or higher for the 2024-2025 school year.

-Goal was not met; however, we didn’t decline more than 25 students overall at the campus.

Increase student attendance from 95% to 97% by May 2025.

-Goal was not met, but it did increase. Student attendance went from a 95% to a 95.5%.

2025-2026 Goals/Performance Objectives (So What)

Priority Goal #1: Increase student performance in state accountability by June 2026.

Priority Goal #2: Expand the communication effort with the community to increase enrollment to meet or exceed 10% more students during the 2025-2026 school year.

Priority Goal #3: Expand the communication effort with the community to meet or exceed 97% attendance during the 2025-2026 school year.

2025-2026 Strategies (Now What)

-To close the academic gap, we’ll target instruction during initial teach with Tier 1 district resources and Tier 2 district resources during RTI time; disaggregate, reflect on, and discuss student data weekly during PLCs; utilize the Color band system; and utilize an academic coaching method for feedback and classroom support.

-To increase student attendance, we’ll provide opportunities for parents to be involved at the campus and provide trainings to better understand the importance of daily instruction; we’ll provide continued monthly incentives for students who attend daily; and we’ll showcase and highlight classrooms, students, and teachers that continuously meet attendance goals.

-To increase student enrollment, we’ll highlight our campus strengths, such as Project-Based Learning, our Achiever Broadcasting Channel, which is primarily student-led, as well as promoting extracurricular programs such as Cheer and Folklorico, which are new for the 2025-2026 school year.



Campus Improvement Plan

2025-2026

Dr. Cris Valdez, Superintendent

October 8, 2025

Campus: Leal Elementary-School of Technology and Engineering

Principal: Trinidad B. Peña

2024-2025 Campus Goals – Reflection (Here’s What)

Accountability	2023-2024	2024-2025	Gains/Loss
mCLASS	72%	93%	+21
TELPAS	64%	82%	+18
STAAR Reading	57% (Meets)	60%	+3
STAAR Math	52% (Meets)	54%	+2
STAAR (all subjects)	51% (Meets)	55% (Meets)	+4

2025-2026 Goals/Performance Objectives (So What)

- *mClass Goal 95% (Benchmark and Above)
- *TELPAS goal is to continue to maintain the 4 pts.
- *STAAR goal is to maintain “A” status (90%+)
- *Reach Academic Achievement Status in Math and Top 25%: Comparative Academic Growth Distinctions

2025-2026 Strategies (Now What)

- *Internalize Bluebonnet Curriculum
- *Tutorials 2 days a week, starting Oct 6
- *Team Teachers on board to support HB 1416 and Small Groups
- *Texas Colorbands Data used to set and track goals for all students (PK3-5th)



Dr. Cris Valdez, Superintendent

Campus Improvement Plan

2025-2026

October 8, 2025

Campus: Marcell Elementary

Principal: Velma Flores

2024-2025 Campus Goals – Reflection (Here’s What)

Our campus aimed to achieve a B rating by reaching 85% on the STAAR assessment, with a strong focus on early learning in PK–2nd grade. We also highlighted programs like Robotics, Drumline, UIL, Cheer, Sports, and the Global Leadership Academy to support student growth beyond academics. Leadership and student empowerment were emphasized across all grade levels. While we made progress, we did not meet our goal. Moving forward, we will strengthen academic interventions, progress monitoring, and teacher support to close learning gaps and improve student achievement.

2025-2026 Goals/Performance Objectives (So What)

To raise our campus rating from a D to a B, we will focus on improving STAAR performance through targeted instruction, early interventions, and consistent progress monitoring. We will prioritize foundational skills in PK–2nd grade, strengthen teacher support through professional development, and use data to guide instruction. Student engagement will be boosted through expanded enrichment programs and leadership opportunities. We will also build a strong campus culture rooted in high expectations, collaboration, and accountability.

2025-2026 Strategies (Now What)

To move our campus forward, we will implement data-driven instruction to target student needs and adjust teaching in real time. Regular data meetings will be held to review student progress, identify learning gaps, and plan interventions. Our Professional Learning Communities (PLCs) will collaborate weekly to align instruction, analyze assessment results, and share best practices. Additionally, we will continuously reflect on what is in front of our students to ensure we are adding true educational value—providing engaging, rigorous, and meaningful learning experiences that build skills, confidence, and curiosity. This ongoing reflection will help us ensure that every lesson prepares students not just to meet standards, but to thrive beyond the classroom.



Dr. Cris Valdez, Superintendent

Campus Improvement Plan

2025-2026

October 8, 2025

Campus: Hurla M. Midkiff Elementary

Principal: Myra A. Garza

2024-2025 Campus Goals – Reflection (Here’s What)

- Increase student attendance from 93% - 95% or higher by May 2025. ✓
- Increase SPED STAAR performance at the approaches level or above from 48% to 58% or higher by May 2025. ✗
- Increase Domain IIA Academic Growth performance from 81% to 86% or higher by May 2025. ✗

2025-2026 Goals/Performance Objectives (So What)

- Increase student attendance from 95% - 96% or higher by May 2026.
- Increase SPED STAAR performance at the approaches level or above from 44% to 50% or higher by May 2026.
- Increase Domain IIB Relative Performance from 84% to 86% or higher by May 2026.

2025-2026 Strategies (Now What)

- In addition to our current efforts, we are taking a multi-faceted approach to improve student attendance.
 - **Incentives and Recognition:** to include both small, weekly rewards and larger, monthly and yearly recognitions; Our goal is to create a positive school culture where every student feels motivated to show up every day.
 - **Monitoring and Intervention:** We will continue to monitor absences closely. When a student's attendance becomes a concern, we will proactively reach out. This includes holding parent conferences to discuss any barriers to attendance, and when necessary, making home visits to offer direct support and resources. We are committed to working with families to find solutions to any challenges they may be facing.
 - **Communication and Support:** Our Attendance Recruitment Officer is a key resource in this effort. They will be actively involved in supporting our at-risk students and their families, providing guidance and connecting them with community resources. We will also maintain open lines of communication between teachers and parents through the ClassDojo app.
- We monitor the performance of students with special needs to make sure their Individualized Education Programs (IEPs) are effectively guiding their learning. This includes consistently providing the specific instructional and assessment **accommodations** outlined in their plans.
- We use **color-band progress monitoring** to track student performance goals, which are specific to each student, grade level, and subject. This data analysis is crucial because it helps us deliver **prescriptive instruction** tailored to the individual needs of each student. By understanding exactly where a student is excelling or struggling, we can provide targeted support to help them meet their goals.



Dr. Cris Valdez, Superintendent

Campus Improvement Plan

2025-2026

October 8, 2025

Campus: Mims Elementary School

Principal: Esteban Lucio

2024-2025 Campus Goals – Reflection (Here’s What)

- **Accountability goal was to be an “A” campus; however, the official rating had Mims at 84 or “B” rating.**
- **2024 TELPAS progress rate goal was 50%. Mims TELPAS progress rate goal was 55% (increase of 5%).**
- **Strengthen the partnership with parents and community to ensure student academics improve in the STAAR assessment in the levels of Approaches, Meets and Masters to 90, 60 and 35.**

2025-2026 Goals/Performance Objectives (So What)

- **Goal at Mims: STAAR accountability to be an “A”**
- **TELPAS: 75% of students will improve a proficiency level**
- **Increase the number of Meets & Masters in 5th STAAR Science**
- **Increase student attendance at Mims from 94% to 96%.**

2025-2026 Strategies (Now What)

- **Bluebonnet professional development for our teachers**
- **Teacher professional development on lesson internalization and Research Based Instructional Strategies (RBIS)**
- **Colorbands training for targeted strategies to increase knowledge of STAAR data and goal setting.**

Board Workshop: October 1, 2025
Board Meeting: October 8, 2025



Dr. Cris Valdez, Superintendent

Campus Improvement Plan

2025-2026

October 8, 2025

Campus: O'Grady Elementary

Principal: Angelina V. Garcia

2024-2025 Campus Goals – Reflection (Here's What)

Our campus goals were to reach 80 / 53 / 32 to attain an “A” rating for the 2024-2025 school year utilizing various forms of monitoring strategies.

Results indicate that O'Grady earned 67 / 41 / 18 making our campus a “C” campus with 1 Distinction.

2025-2026 Goals/Performance Objectives (So What)

1. O'Grady Elementary will strategically have all teachers track their weekly letter grade to ensure students are mastering taught material on a weekly basis.
2. Administration will track classroom scoreboards every three week to ensure students are demonstrating growth in all content areas.
3. PLC meetings led by administration will take place bi-weekly for lower and upper grades.
4. Teachers will “Internalize” all lessons to ensure quality learning is taking place daily in all our classrooms. Administration is strategically assigned to monitor that internalization is taking place.
5. O'Grady Elementary will improve their scores to attain the 80/53/32...80% Approaches; 53% Meets; 32% Masters and be an “A” campus for the 2025-2026 school year.

2025-2026 Strategies (Now What)

Plans will be set in place to have continuous dialogue on interventions to put in place by grade level to monitor weekly “formative” assessments. O'Grady will become an “A”

Board Workshop: October 1, 2025

Board Meeting: October 8, 2025



Campus Improvement Plan

2025-2026

Dr. Cris Valdez, Superintendent

October 8, 2025

Campus: Pearson Elementary

Principal: Melissa E. Davis

2024-2025 Campus Goals – Reflection (Here’s What)

Accountability	2023-2024	2024-2025	Gains/Loss
mCLASS	69%	76%	+7
TELPAS	4 points	3 points	-1
STAAR Reading	35% (Meets)	46%	+11
STAAR Math	39% (Meets)	28%	-11
STAAR (all subjects)	33% (Meets)	34% (Meets)	+1

2025-2026 Goals/Performance Objectives (So What)

- *mClass Goal 85% (Benchmark and Above)
- *TELPAS goal is to achieve the 4 points
- *STAAR goal is to attain “A” status with 85% Approaches, 55% Meets, 25% Masters

2025-2026 Strategies (Now What)

- *Teachers utilize High Quality Instructional Materials (HQIM) in their classrooms daily.
- *Teachers continue to internalize Bluebonnet Math.
- *PLC’s to focus on Data Driven Instruction (DDI).
- *Observations and Feedback completed by administrative team.
- *Tutorials/Team Teachers will begin second semester.
- *Texas ColorBands Data used to set and track goals for students.

Board Workshop: October 1, 2025
Board Meeting: October 8, 2025



Campus Improvement Plan

2025-2026

Dr. Cris Valdez, Superintendent

October 8, 2025

Campus: Salinas Elementary (Fine Arts Academy)

Principal: Mr. Efrain A. Zamora

2024-2025 Campus Goals – Reflection

STAAR Goal: Reading/Math/Science
90%- Approaches ended up with 80%
55%- Meets ended up with 52%
25%- Masters ended up with 22%

The area of opportunity is to target our **Reading scores**. (due to HB 1416 students and their attendance during after school tutorials.)

2025-2026 Goals/Performance Objectives

STAAR Goal: Reading/Math/Science
90%- Approaches
55%- Meets
27%- Masters

2025 -2026 Strategies

- Teachers are implementing the Colorbands Scoreboards to track the students' progress and intervene as needed to ensure we meet our goals.
- We will have Growth parties using Benchmark Data and Colorbands Scoreboards.
- We will ensure HB1416 students attend after-school tutorials to assure their growth/success.
- Former 5th graders were welcomed back for a day of excitement to celebrate their gains in the STAAR and TELPAS scores. Current 4th and 5th graders were also included in this event, as well as 3rd-grade TELPAS students who showed growth.
- Celebrate our successes and milestones: Daily, Bi-weekly, and Reporting Period Attendance celebrations are used to impact student learning.
- The Interventionist and IAS are working with HB 1416 students as well as the students who had no gains.
- Highly focused on writing sessions and collaboration with 3rd-5th graders on the Extended Constructive Response.
- Provide professional development and support staff to strengthen the teacher's knowledge and skill in the areas of Math, Reading, Science, Social Studies, and any other areas of need.
- Professional Learning Communities (*conducted bi-weekly*)
- Tracking our data: 1.) Student Profile Sheet 2.) Goal setting and Accountability 3.) Early Interventions 4.) Reflection of teaching practices

Board Workshop: October 1, 2025
Board Meeting: October 8, 2025



Campus Improvement Plan

2025-2026

Dr. Cris Valdez, Superintendent

October 8, 2025

Campus: Carl C. Waitz Elementary

Principal: Anel Hernandez

2024-2025 Campus Goals – Reflection (Here’s What)

- Increase of 10% in Domain II A Academic Growth. ✗
- Using the Early Childhood Literacy and Math Proficiency HB3 Goals, annual target percentages will be met or exceeded in both reading and math Pre-K through 3rd Grade ✗
- Waitz Elementary will be recognized and rewarded for attendance ✓, academic performances ✗ and achievements ✗.
- Professional development and support staff will be provided to strengthen the teacher’s knowledge and skills in the areas of Math, Reading, Science, Social Studies and any other areas of need. ✓

2025-2026 Goals/Performance Objectives (So What)

- Increase Domain I Student Achievement from a 65% to a 72% by May 2026.
- Increase Domain 2 A Student Growth from a 65% to a 72% by May 2026.
- Increase in SPED performance in Academic Achievement at the meets level or above in Reading from a 11% to 20% and in Math from 20% to 24% by May 2026.

2025-2026 Strategies (Now What)

- We will analyze and monitor all student data through the implementation of Color Bands. Teachers in 3rd-5th grade will establish performance goals for each student in Reading and Math.
- Early interventions will be provided for students in PK-2nd grade. Multi-Tiered Support System will be initiated for any student not performing at grade level.
- The performance of students receiving Special Education services will be monitored to ensure that their Individualized Education Plans (IEPs) are effectively supporting their learning needs.
- Professional Learning Communities (PLCs) will be conducted focused lesson internalization and teacher collaboration, and data analysis.

Board Workshop: October 1, 2025
Board Meeting: October 8, 2025



Campus Improvement Plan

2025-2026

Dr. Cris Valdez, Superintendent

October 8, 2025

Campus: Alton Memorial Jr. High

Principal: Melissa A. Garcia

2024-2025 Campus Goals – Reflection (Here's What):

2025 Accountability Rating Overall Summary: 75 - C

Student Achievement: 65 - D

School Progress: 77 - C

Academic Growth: 65 - D

Relative Performance: 77 - C

Closing the Gaps: 70 - C

Academic Achievement in Reading/Language Arts

STATE: 2025 - C

FEDERAL: Targeted School Improvement/Student Group: Hispanic, Continuously Enrolled

2025-2026 Goals/Performance Objectives (So What):

- Complete a rapid but rigorous needs assessment (root causes for underperforming subgroup(s): standards alignment, curriculum fidelity, instructional practice, assessments, attendance, chronic absenteeism, discipline, staffing, and resource equity. Use multiple data sources (state/benchmarks, classroom walkthroughs, attendance/behavior, surveys).
- Prioritize a small set (3–5) of high-leverage strategies to implement with fidelity (e.g., daily standards-aligned instruction, tiered interventions, PLC cycles, targeted PD for teachers serving the underperforming subgroup).
- Secure resources & supports: district PD, targeted intervention staff/time, curriculum materials, tutoring, family outreach.
- Local Improvement Plan-work closely with Region One consultants. Develop an evidence-based plan towards exit strategy.

2025-2026 Strategies (Now What):

Instruction & Curriculum, Tiered Academic Interventions, Teacher Support & PD

- Align scope & sequence to state standards and ensure frequent common formative assessments.
- Implement high-quality, standards-aligned lesson plans with explicit success criteria and exemplar student work. Monitor Bluebonnet is being used, and lesson internalization is happening with fidelity.
- Ramp up small-group instruction and purposeful differentiation for the identified subgroup.
- Create clear Tier 2/3 interventions, 8–12 week cycles, data walls, weekly progress monitoring (short cycle checks) and monitor fidelity.
- Weekly PLCs that use data to plan next instructional steps.
- Targeted PD on evidence-based strategies shown to move subgroup results (e.g., explicit vocabulary instruction, structured math routines, reading interventions).
- Instructional coaching with modeled lessons + feedback.

Board Workshop: October 1, 2025

Board Meeting: October 8, 2025



Campus Improvement Plan

2025-2026

Dr. Cris Valdez, Superintendent

October 8, 2025

Campus: K. White Jr. High

Principal: Brenda Betancourt

2024-2025 Campus Goals – Reflection (Here’s What)

Attendance goal was not at 96% but we did increase from previous year almost 1% point.

Number of referrals decreased slightly. Major infractions did go down significantly.

We met significant student growth from 2024 to 2025 STAAR scores.

There was a 3% growth in overall math scores from previous year.

2025-2026 Goals/Performance Objectives (So What)

Attendance will continue to be a focus for the campus. 96% is our target.

Lowering the number of referrals written and processed is an area that we will continue to focus our efforts.

Show 3 percentage point growth in domain I.

Increase by 3 percentage points in domain II.

2025-2026 Strategies (Now What)

Improve TIER I instruction in all classrooms by using high quality instructional materials and research-based instruction.

Focus on staff collaboration, lesson preparedness and internalization using a UBD – Understanding by Design approach (backwards approach).

Provide observation and feedback to all staff members to address areas of need in a timely manner and celebrate success.

Board Workshop: October 1, 2025
Board Meeting: October 8, 2025



Dr. Cris Valdez, Superintendent

Campus Improvement Plan

2025-2026

October 8, 2025

Campus: Mission Junior High

Principal: Mrs. Jessica Dominguez

2024-2025 Campus Goals – Reflection (Here’s What)

During the 2024–2025 school year, Mission Junior High earned an overall B rating of 85 with 6 distinctions earned, showing growth from the previous year. The campus improved in Student Achievement, School Progress, and Closing the Gaps, and also reduced student failures while performing above the district average on unit and benchmark assessments. Sixth grade showed strong growth in reading and math, and the campus met TELPAS targets for Emergent Bilingual students. However, STAAR results showed that while 70% of students reached Approaches, only 44% scored at Meets and 19% at Masters. There is opportunity for growth in Math, Science, and Social Studies. Attendance remains at 93%, and achievement gaps were evident for SPED and EB students.

2025-2026 Goals/Performance Objectives (So What)

In response to the data, the campus will prioritize raising the number of students performing at Meets and Masters. The specific goals are to:

1. Increase STAAR Meets performance from 44% to at least 55%.
2. Increase STAAR Masters performance from 19% to at least 25%.
3. Improve the student attendance rate to 95% or higher.
4. Strengthen teacher instructional capacity in differentiation and data-driven practices to address academic gaps.

2025-2026 Strategies (Now What)

To achieve these goals, the campus will:

- Utilize the WIN (What I Need) intervention period to deliver targeted instruction aligned with HB1416 requirements, while monitoring progress using Aware reports.
- Strengthen PLCs with a focus on analyzing Meets/Masters data, reteach planning, and enrichment strategies aligned to TEKS.
- Provide ongoing professional development in best practices, including differentiation, inclusion strategies, and flexible grouping, as well as technology integration to support effective instruction.
- Implement attendance incentive programs and increase family engagement through liaison outreach, parent workshops, and community partnerships to reinforce student achievement and attendance.



Campus Improvement Plan

2025-2026

Dr. Cris Valdez, Superintendent

October 8, 2025

Campus: Rafael Cantu Junior High

Principal: Adan A. Ramirez, III

2024-2025 Campus Goals – Reflection (Here’s What)

Campus Culture:

RCJH demonstrated upward trends in campus attendance across all three grade levels. Our campus also showed a decline in student suspensions while becoming a National Showcase School through CKH.

Data & Instruction:

RCJH demonstrated growth in student achievement in STAAR performance over the past 3 years (65, 67, 70) while also showing overall gains in accountability (65, 69, 78). Our campus’s area of opportunity remains in student growth as measured in Domain 2a with a scale score of 62.

2025-2026 Goals/Performance Objectives (So What)

Campus Culture:

Continue with utilized campus initiatives such as Winners’ Circle as an incentive for students who demonstrate success in attendance, behavior and grades. Continue with the implementation of CKH while focusing on three areas of opportunity as indicated on our campus survey.

Data & Instruction:

Refine our campus implementation of Teach Like a Champion Techniques. Refine our campus huddle agendas to leverage time and lead measures with campus data to attain an overall score of 85 and a scale score of 75 in student growth.

2025-2026 Strategies (Now What)

Lead Measures

- Ensure campus leaders partner with departments during huddles to guide Here’s What, So What, Now What dialogue
- Track student data at each formative assessment to measure growth on highly tested TEKS
- Leverage data to reinforce the victories, refine the areas of opportunity, and redefine strategies



Campus Improvement Plan

2025-2026

Dr. Cris Valdez, Superintendent

October 8, 2025

Campus: Mission Collegiate High School

Principal: Ana Lisa Flores

2024-2025 Campus Goals – Reflection (Here’s What)

Looking back at the 2024–2025 school year, our campus made strong progress toward our goals. On EOC exams, we showed high performance across all areas: English I (93% Approaches, 88% Meets, 34% Masters), Algebra I (100%, 55%, 33%), Biology (100%, 81%, 22%), English II (96%, 88%, 21%), and U.S. History (98%, 89%, 34%). These results helped us earn an A rating from the Texas Education Agency. We also exceeded our TSI goal, with 64% of sophomores cleared compared to our 50% target. Additionally, while our ADA goal was 96%, we finished the year at 95.73%, demonstrating steady progress.

2025-2026 Goals/Performance Objectives (So What)

For the 2025–2026 school year, our focus is on advancing student achievement and college readiness. We aim to increase Master 's-level performance on all STAAR assessments by 5%, improve TSI completion rates by 5 percentage points for each grade level, and raise SAT college readiness benchmarks by 10%. Additionally, we plan to increase the number of students scoring 3 or higher on AP exams by 5% and improve Average Daily Attendance (ADA) by 2% to support consistent instructional access. These goals reflect our commitment to preparing students for success beyond high school and ensuring equitable opportunities for academic growth.

2025-2026 Strategies (Now What)

To reach our 2025–2026 goals, teachers will employ data-driven instruction, high-quality TEKS-aligned resources, and formative assessments to track mastery. Core content teams will review EOC results during PLCs to find gaps, reteach with targeted tutorials, and offer enrichment for students performing at the Meets and Masters Levels. Our aim is to increase Masters-level achievement by at least 5% in each tested area while supporting all students. In addition, all incoming 9th graders will receive an Apple iPad, and students will participate in student-led data conferences twice per semester using the Colorband system. Seniors on track to earn an associate degree will be regularly progress monitored to ensure they remain on target. To support college readiness, we will host TSI- and AP-focused parent information nights and distribute bilingual packets with testing dates, preparation resources, and dual credit and AP pathway guides. We will also work to increase associate degree completion by at least 5% from the previous year.



Campus Improvement Plan

2025-2026

Dr. Cris Valdez, Superintendent

October 8, 2025

Campus: Mission High School

Principal: Jose E. Mejia II

2025-2026 Campus Goals – Reflection (Here’s What)

MHS initial goal was to continue to improve academic performance across content areas in the Meet & Masters to earn an “A” Accountability Rating. Although we did not earn an “A” rating, our overall score was an 82 or “B” Accountability Rating and earned three Distinctions in Academic Achievement in Reading/Language Arts, Academic Achievement in Social Studies, and Post Secondary Readiness.

2025-2026 Goals/Performance Objectives (So What)

During the 2025 - 2026 school year, MHS will continue to improve academic performance across content areas by attaining a 6% increase in the Meets Grade Level Performance and attaining a 3% increase in the Masters Grade Level Performance in the STAAR assessment through targeted instruction, data driven interventions, leveraging of campus support systems, progress monitoring, and teacher development (PLCs, Texas ColorBands, Professional Development, TTESS goal attainment, etc.). Increase EOC test scores across all content areas to include special pops by attaining a 5% increase in the Meets Grade Level Performance in the STAAR assessment. During the 2025-2026 school year, MHS will work towards reducing the number of current EOC Re-testers by 50% for the ELA Fall and Spring EOC STAAR assessment through targeted instruction, data driven interventions, progress monitoring and teacher development through structured PLCs, Professional Development, teacher T-TESS goal attainment.

2025-2026 Strategies (Now What)

MHS will continue with targeted instruction, data driven interventions, progress monitoring and teacher development through structured PLCs, Professional Development, teacher T-TESS goal attainment. MHS will continue with staff development, campus initiatives, collaboration with Secondary Content Coordinators to see the following academic goals met: Increase academically by 5% in following areas: Student Achievement Domain to include the new HQIM for Algebra 1, School Progress Domain, Closing the Gaps Domain. Readiness: Increase 4 Year Graduation rate to 98% & CCMR 95% to earn a Postsecondary Readiness Designated Distinction. Increase 5% in TELPAS. MHS will continue to work on student attendance to a goal of 93% (per reporting period) for the school year (2025-2026). Continue to make CKH a focus for campus culture.



Dr. Cris Valdez, Superintendent

Campus Improvement Plan

2025-2026

October 8, 2025

Campus: Veterans Memorial High School

Principal: Mr. Raul Luna

2024-2025 Campus Goals – Reflection (Here’s What)

VMHS’s initial goal is to continue improving academic performance across content areas in the *Meets* and *Masters* categories to earn an “A” Accountability Rating. While we did not achieve an “A” rating, the overall campus accountability score improved from 86% to 88% and we earned six Distinctions in Academic Achievement in Reading/Language Arts, Math, Science, Social Studies, Closing the Gaps and Post-Secondary Readiness.

2025-2026 Goals/Performance Objectives (So What)

- Achieving a **4% increase in Approaches Grade Level Performance**
- Achieving a **6% increase in Meets Grade Level Performance**
- Achieving a **6% increase in Masters Grade Level Performance** on STAAR assessments through targeted instruction, data-driven interventions, and progress monitoring
- Leveraging campus support systems (PLCs, Texas Color Bands, Professional Development, T-TESS goal attainment, etc.)

2025-2026 Strategies (Now What)

VMHS will continue implementing targeted instruction, data-driven interventions, and teacher development through structured PLCs, professional development, and T-TESS coaching. The campus will focus on:

- Raising academic performance by 16 points in the following areas: Student Achievement Domain, School Progress Domain by 2 points, and Closing the Gaps Domain by 3 points
- Improving **TELPAS performance by 1 point in Domain III**
- Enhancing **student attendance to a goal of 93%** (per reporting period)
- Continuing to make **CKH a campus-wide focus**

Board Workshop: October 1, 2025
Board Meeting: October 8, 2025

SUBJECT: Remote Homebound Instruction Waiver for General Education

PRESENTER: Cynthia Wilson, Assistant Superintendent for Curriculum & Instruction

BACKGROUND INFORMATION

In accordance with the State Waiver Guidebook: A Guide to State Waivers for School Systems 2025-2026,

“If your school district provides remote homebound instruction to an eligible regular education student, your district may, with the approval of a waiver request, count the student in attendance for FSP funding purposes provided that all requirements of the homebound program are met except for face-to-face instruction from the homebound teacher.

If a waiver is granted, the affected student will generate attendance (eligible days present) according to the homebound funding provisions in SAAH, Section 3.7.3 GEH Funding Chart or Section 9.10 Confinement and Earning Eligible Days Present, as applicable.”

The district currently has a student who meets eligibility for remote homebound instruction and is seeking approval of the waiver application request. In addition, the district is requesting the board to provide the superintendent or her designee the authority for approval and submission of individual student waivers for remote homebound instruction for this and any additional remote homebound waivers needed for this school year.

ADMINISTRATIVE CONSIDERATIONS

Remote Homebound Waiver Application request and provide the superintendent or her designee the authority for approval and submission of individual student waivers for remote homebound instruction for the 2025-2026 school year.

FUNDING SOURCE AND AMOUNT

NA

RECOMMENDATION

Remote Homebound Waiver Application request and grant authority to the superintendent or her designee to approve and submit individual student waivers for remote homebound instruction for the 2025-2026 school year.

CONTACT PERSON (S)

Cynthia Wilson, Assistant Superintendent for Curriculum and Instruction
Francisca Cruz, Executive Director for Special Education, Section 504 & MTSS

SUBJECT: Remote Homebound Instruction Waiver for Special Education
PRESENTER: Cynthia Wilson, Asst. Superintendent for Curriculum & Instruction

BACKGROUND INFORMATION

In accordance with the State Waiver Guidebook: A Guide to State Waivers for Districts and Charter Schools, “If your school district provides remote homebound instruction to a special education student, your district may, with the approval of a waiver request, count the student in attendance for FSP funding purposes, including weighted funding purposes, provided that the following requirements are met:

- The student’s ARD committee must have determined, in a manner consistent with state and federal law, that remote homebound instruction to be provided meets the needs of the student.
- The ARD committee must have documented that determination in the student’s IEP.
- All requirements related to the provision of special education homebound instruction must be met except for face-to-face instruction from the homebound teacher.”

The district currently has students who may meet eligibility for remote homebound instruction and is seeking approval of the waiver application requests. In addition, the district is requesting the board to provide the superintendent or her designee the authority for approval and submission of individual student waivers for remote homebound instruction for these and any additional remote homebound waivers needed for this school year.

ADMINISTRATIVE CONSIDERATIONS

Remote Homebound Waiver Application requests and provide the superintendent or her designee the authority for approval and submission of individual student waivers for remote homebound instruction for the 2025-2026 school year.

FUNDING SOURCE AND AMOUNT

NA

RECOMMENDATION

Remote Homebound Waiver Application requests and grant authority to the superintendent or her designee to approve and submit individual student waivers for remote homebound instruction for the 2025-2026 school year.

CONTACT PERSON (S)

Cynthia Wilson, Asst. Superintendent for Curriculum and Instruction
Francisca Cruz, Ex. Director for Special Education, Section 504 & MTSS

SUBJECT: School Library Materials – Titles Proposed for Procurement

PRESENTER: Cynthia Wilson, Assistant Superintendent for Curriculum and Instruction

BACKGROUND INFORMATION

Senate Bill 13 (SB 13) requires the Board of Trustees to approve all library materials that are either donated to or proposed for purchase by district libraries. A list of proposed library materials proposed to be procured was posted for public review on the Mission CISD Library Services webpage on September 8, 2025. This posting initiated a required 30-day public review period, which will conclude on October 7, 2025. The proposed list was curated by district librarians, adhering to the mandatory collection development standards set by the Texas State Library and Archives Commission (TSLAC) and Board Policy EFB (Local). As of the preparation of this report, no public comments have been submitted regarding the proposed titles.

ADMINISTRATIVE CONSIDERATIONS

Approval of this list will create a pre-approved collection of titles from which librarians can purchase materials as funding becomes available. This proactive approach ensures compliance while allowing for efficient and timely acquisition of resources for our students.

FUNDING SOURCE/AND AMOUNT

Library budgets as allocated; purchases will be made as funds become available.

RECOMMENDATION

School Library Materials – Titles Proposed for Procurement. We also request that this approval include the flexibility to purchase alternate ISBNs for the same title and author, which allows for the procurement of different formats (e.g., hardcover, paperback, special editions) as needed.

CONTACT PERSON(S)

Cynthia Wilson, Assistant Superintendent for Curriculum and Instruction
Marissa Saenz, Director for Instructional Technology and Library Services



List of books to be considered for October 8, 2025 Board Meeting

School Level	TITLE	AUTHOR	ISBN-10	ISBN-13	ISBN-PB	In Current Library Collection
Elementary	Quien Fue Ana Frank?	Abramson, Ann	1631138499	9781631138492	9780605003200	No
Elementary	Atlanta Falcons	Adamson, Thomas K.		9798886874679		No
Elementary	Baltimore Ravens	Adamson, Thomas K.		9798886874686		No
Elementary	Chicago Bears	Adamson, Thomas K.		9798886874716		No
Elementary	Dallas Cowboys	Adamson, Thomas K.		9798886874747		No
Elementary	Denver Broncos	Adamson, Thomas K.		9798886874754		No
Elementary	Detroit Lions	Adamson, Thomas K.		9798886874761		No
Elementary	Isabel and Her Colores Go to School	Alessandri, Alexandra	1534110631	9781534110632		No
Elementary	States of Matter	Amin, Anita Nahta	1636900453	9781636900452		No
Elementary	Thomas Jefferson's Battle for Science: Bias, Truth, and a Mighty Moose!	Anderson, Beth	1635926203	9781635926200		No
Elementary	¿Quien es Alexandria Ocasio-Cortez?	Anderson, Kirsten	0593522834	9780593522837	9780800027544	No
Elementary	¿Quien es Kamala Harris?	Anderson, Kirsten	0593522842	9780593522844	9780800027551	No
Elementary	¿Quien Es Taylor Swift?	Anderson, Kirsten	0593888162	9780593888162	9780800072148	No
Elementary	Who Was Michelangelo?	Anderson, Kirsten	0399543953	9780399543951	9780800027650	No
Elementary	¿Quien Es Michael Jordan?: Who Is Michael Jordan?	Anderson, Kirsten and Canetti, Yanitzia	0593522672	9780593522677		No
Elementary	Bad Luck Day	Anna, Holly	1534442650	9781534442658		No
Elementary	Ice Castle	Anna, Holly	1481498932	9781481498937		Elementary
Elementary	Not-So-Pretty Pixies	Anna, Holly	1481498886	9781481498883		Elementary
Elementary	Posey, the Class Pest	Anna, Holly	1534412697	9781534412699		No
Elementary	Wishing-Well Spell	Anna, Holly	1534412662	9781534412668		Elementary
Elementary	Littlest Elephant: A One and Only Ruby Story	Applegate, Katherine	006335778X	9780063357785	9780847900220	No
Elementary	Pocket Bear	Applegate, Katherine	1250904366	9781250904362	9780800095246	No
Elementary	Xochitl and the flowers = Xochitl, la nina de las flores	Argueta, Jorge	089239224X	9780892392247		No
Elementary	Bomberos	Arnold, Tedd	1546198431	9781546198437	9780800094652	No
Elementary	Insectos	Arnold, Tedd	1546119655	9781546119654	9780800071097	No
Elementary	We Live in a Small Town	Austen, Mary	1508141932	9781508141938	9780605931510	No
Elementary	We Live in the Country	Austen, Mary	1508142076	9781508142072		No
Elementary	Who Was Jacqueline Kennedy?	Bader, Bonnie	0448486989	9780448486987	9780605954748	No
Elementary	Who Was Mister Rogers?	Bailey, Diane	1524792195	9781524792190	9780780462502	No
Elementary	Mount Rushmore	Bailey, R.J.	1620313502	9781620313503		No
Elementary	Charmed Life = Una Vida Con Suerte	Barbieri, Gladys E.	155885827X	9781558858275		No

170

Public Review: September 8, 2025 - October 7, 2025

Board Meeting Date: October 8, 2025

NOTE: We request the approval of titles to include authorization to purchase alternate ISBNs of the same title and author.

Board Workshop: October 1, 2025

Board Meeting: October 8, 2025

List of books to be considered for October 8, 2025 Board Meeting

School Level	TITLE	AUTHOR	ISBN-10	ISBN-13	ISBN-PB	In Current Library Collection
Elementary	Amy and the Emerald Snake	Barkley, Callie	1665928263	9781665928267	9780800056421	No
Elementary	Amy Looks Before She Leaps	Barkley, Callie	1665963603	9781665963602	9780800076047	No
Elementary	Amy on Park Patrol	Barkley, Callie	1481494325	9781481494328	9780605984981	No
Elementary	Amy the Puppy Whisperer	Barkley, Callie	1534466215	9781534466210	9780780480865	No
Elementary	Ellie Finds Her Voice	Barkley, Callie	1665963638	9781665963633	9780800097578	No
Elementary	Ellie Steps up to the Plate	Barkley, Callie	153441178X	9781534411784	9780780403802	No
Elementary	Ellie's Spooky Surprise	Barkley, Callie	1665928298	9781665928298	9780800036898	No
Elementary	King of Kindergarten	Barnes, Derrick D.	1524740748	9781524740740	9780780457485	No
Elementary	First Cat in Space and the Baby Pirate's Revenge	Barnett, Mac	006341550X	9780063415508	9780800096335	No
Elementary	First Cat in Space and the Soup of Doom	Barnett, Mac	0063084120	9780063084124	9780800066482	No
Elementary	First Cat in Space and the Wrath of the Paperclip	Barnett, Mac	0063315289	9780063315280		No
Elementary	Aaron Sonador, Ilustrador	Beaty, Andrea	1644734435	9781644734438		No
Elementary	Lila Greer and the Shrieking Shadow	Beaty, Andrea	1419775723	9781419775727	9780800069872	No
Elementary	We Live in a State Capital	Beckett, Leslie	1508141967	9781508141969		No
Elementary	Let's Dig in the Garden	Benjamin, Tina	1482426153	9781482426151		No
Elementary	El Monstruo De Calabaza	Benton, Jim	6070133943	9786070133947		No
Elementary	Berenstain Bears and the Tooth Fairy	Berenstain, Jan & Mike	0062075497	9780062075499	9780605572355	No
Elementary	Berenstain Bears Come Clean for School	Berenstain, Jan & Mike	0060573953	9780060573959	9780605501119	No
Elementary	Berenstain Bears' Easter Parade	Berenstain, Mike	0062075543	9780062075543	9780605896376	No
Elementary	Berenstain Bears' Graduation Day	Berenstain, Mike	0062075551	9780062075550	9780605815629	No
Elementary	Berenstain Bears' Night Before Christmas: From the Poem by Clement C. Moore	Berenstain, Mike	0062075535	9780062075536	9780605721555	No
Elementary	Berenstain Bears' Show-and-Tell	Berenstain, Mike	0062350315	9780062350312	9780605989016	No
Elementary	Berenstain Bears' St. Patrick's Day	Berenstain, Mike	0063024314	9780063024311	9780800096083	No
Elementary	Berenstain Bears' Visit the Firehouse	Berenstain, Mike	0062350161	9780062350169	9780605940925	No
Elementary	Berenstain Bears: We Love the Library	Berenstain, Mike	0062350366	9780062350367	9780605993297	No
Elementary	Berenstain Bears and the Trouble with Chores	Berenstain, Stan & Jan	0060573821	9780060573829	9780605179103	No
Elementary	Berenstain Bears Go on a Ghost Walk	Berenstain, Stan & Jan	006057383X	9780060573836	9780605180215	Elementary
Elementary	Bears' Christmas	Berenstain, Stan and Berenstain, Jan	0593901983	9780593901984	9780800097622	No
Elementary	El arbol que trepo el oso	Berkes, Marianne	1628554266	9781628554267		No
Elementary	Who Was Selena?	Bisantz, Max	1101995491	9781101995495	9780780421165	Elementary/Jr. High School
Elementary	Cat on the Run in Cucumber Madness!	Blabey, Aaron	133900092X	9781339000923	9780800053338	No
Elementary	Cat on the Run in Hidden Layers!	Blabey, Aaron	1546111824	9781546111825	9780800079697	No

171

Public Review: September 8, 2025 - October 7, 2025

Board Meeting Date: October 8, 2025

NOTE: We request the approval of titles to include authorization to purchase alternate ISBNs of the same title and author.

Board Workshop: October 1, 2025

Board Meeting: October 8, 2025

List of books to be considered for October 8, 2025 Board Meeting

School Level	TITLE	AUTHOR	ISBN-10	ISBN-13	ISBN-PB	In Current Library Collection
Elementary	Chanco el Apestoso	Blabey, Aaron	1546137173	9781546137177	9780800091675	No
Elementary	Chanco el Monstruo	Blabey, Aaron	1546176497	9781546176497	9780800080365	No
Elementary	Cranky Pug	Blabey, Aaron	1546122699	9781546122692		No
Elementary	Los tipos malos en el ascenso del Señor Oscuro	Blabey, Aaron	1546119671	9781546119678	9780800067724	No
Elementary	Negative Cat	Blackall, Sophie	0399257195	9780399257193	9780800038199	No
Elementary	Fox Forgets	Bloom, Suzanne	1662620462	9781662620461	9780800051181	Elementary
Elementary	Los Héroes Gemelos y La Magia De La Canción (The Hero Twins and the Magic of Song)	Bowles, David	1947627708	9781947627703		No
Elementary	Last Kids on Earth and the Destructor's Lair	Brallier, Max	0593405277	9780593405277	9780800099138	No
Elementary	Last Kids on Earth Survival Guide	Brallier, Max	1984835408	9781984835406		No
Elementary	Too Many Villains!	Brallier, Max and Pruett, Joshua	0593526791	9780593526798		No
Elementary	Flat Stanley and the Bees	Brown, Jeff	0062366009	9780062366009	9780780450189	No
Elementary	Flat Stanley and the Lost Treasure	Brown, Jeff	0062365959	9780062365958	9780605941007	Elementary
Elementary	Flat Stanley and the Missing Pumpkins	Brown, Jeff	0062365940	9780062365941	9780605988354	No
Elementary	Lost in New York	Brown, Jeff	0062366092	9780062366092	9780780428720	No
Elementary	Midnight Ride of Flat Revere	Brown, Jeff	0062366033	9780062366030	9780605951860	No
Elementary	On a Mission for Her Majesty	Brown, Jeff	0062366068	9780062366061	9780605993105	No
Elementary	Flat Stanley	Brown, Jeff and Wilson, S. B.	0063095092	9780063095090	9780800096373	No
Elementary	Neil Armstrong	Brown, Jonatha A.	0836847652	9780836847659	9780605347182	No
Elementary	Oprah Winfrey	Brown, Jonatha A.	0836843614	9780836843613	9780605352018	No
Elementary	Rosa Parks	Brown, Jonatha A.	0836847695	9780836847697	9780605365650	No
Elementary	Steven Spielberg	Brown, Jonatha A.	0836845927	9780836845921	9780605377875	No
Elementary	Walt Disney	Brown, Jonatha A.	0836847679	9780836847673	9780605392427	No
Elementary	Waiting for the Biblioburro = Esperando el Biblioburro	Brown, Monica	0553538799	9780553538793	9780605950900	No
Elementary	Robot Salvaje	Brown, Peter	6073918283	9786073918282	9780800077815	No
Elementary	Wild Robot on the Island	Brown, Peter	0316669466	9780316669467	9780800089085	No
Elementary	Bees of Notre-Dame	Browne, Meghan P.	0593374568	9780593374566	9780800063429	No
Elementary	Bad Kitty Goes to the Beach	Bruel, Nick	1250884802	9781250884800	9780800095369	No
Elementary	Bad Kitty Joins the Team	Bruel, Nick	1250762707	9781250762702	9780780485891	Elementary
Elementary	Bad Kitty Makes a Movie	Bruel, Nick	1250884780	9781250884787	9780800095383	No
Elementary	Bad Kitty Makes Comics... and You Can Too!	Bruel, Nick	1596439793	9781596439795	9780800095390	No
Elementary	Bad Kitty Takes the Test	Bruel, Nick	1250782422	9781250782427	9780800095437	No
Elementary	Camp Daze	Bruel, Nick	1250782430	9781250782434	9780800095444	No

172

Public Review: September 8, 2025 - October 7, 2025

Board Meeting Date: October 8, 2025

NOTE: We request the approval of titles to include authorization to purchase alternate ISBNs of the same title and author.

Board Workshop: October 1, 2025

Board Meeting: October 8, 2025

List of books to be considered for October 8, 2025 Board Meeting

School Level	TITLE	AUTHOR	ISBN-10	ISBN-13	ISBN-PB	In Current Library Collection
Elementary	Kitten Trouble	Bruel, Nick	1250233283	9781250233288	9780780474970	Elementary
Elementary	Quienes fueron los hermanos Wright?	Buckley James, Jr.	1631134329	9781631134326	9780605941946	No
Elementary	Who Was Seabiscuit?	Buckley, James	0448483092	9780448483092	9780605869967	No
Elementary	Who Was Sam Walton?	Buckley, James, Jr.	1524792705	9781524792701	9780780462496	No
Elementary	Greedy Python	Buckley, Richard	1442445769	9781442445765	9780605562028	Elementary
Elementary	Who Was Confucius?	Burgan, Michael	1524788732	9781524788735	9780780478657	No
Elementary	Amigos geniales	Burnell, Heather Ayris	1338631047	9781338631043		No
Elementary	Verdi	Cannon, Janell	8426129498	9788426129499		No
Elementary	Oloyou = Oloyou	Cardenas, Teresa	0888997957	9780888997951	9780605268548	No
Elementary	El gallo sale a ver el mundo	Carle, Eric	1534424474	9781534424470	9780780480568	No
Elementary	House for Hermit Crab	Carle, Eric	1481409158	9781481409155	9780605820265	No
Elementary	Rooster Is off to See the World	Carle, Eric	1442472693	9781442472693	9780605715820	No
Elementary	Walter the Baker	Carle, Eric	1481409174	9781481409179	9780605820272	No
Elementary	Golden Gate Bridge	Carr, Aaron	1510524274	9781510524279		No
Elementary	Narval: Unicornio Marino	Clanton, Ben	8426145116	9788426145116		No
Elementary	Narwhal and Jelly: Super Pod Party Pack!	Clanton, Ben	1774883732	9781774883730		No
Elementary	Waffle Lot of Love!	Clanton, Ben	1774884534	9781774884539	9780800099244	No
Elementary	Wilma Mankiller	Colich, Abby	1491405406	9781491405406		No
Elementary	Hello, Neighbor!: The Kind and Caring World of Mister Rogers	Cordell, Matthew	0823446182	9780823446186	9780605002715	No
Elementary	Jessi Ramsey, Pet-Sitter	Crenshaw, Ellen T. and Martin, Ann M.	1338835653	9781338835656	9780800094751	No
Elementary	Crook and the Crown	Dadey, Debbie	1481440756	9781481440752	9780605935600	Elementary
Elementary	Fairy Chase	Dadey, Debbie	1481487116	9781481487115	9780780417403	No
Elementary	Bear Says "Thank You"	Dahl, Michael	1404867864	9781404867864		No
Elementary	Nap Time for Kitty	Dahl, Michael	1404852166	9781404852167		No
Elementary	Charlie y la Fabrica de Chocolate	Dahl, Roald	1947783351	9781947783355	9780780411395	Elementary/Jr. High School/High School
Elementary	Izzy! Wizzy!	Dale, Elizabeth	1541546318	9781541546318		No
Elementary	Valentine's Day Jitters	Danneberg, Julie	1623543886	9781623543884	9780800041137	No
Elementary	Day the Crayons Made Friends	Daywalt, Drew	0593622367	9780593622360	9780800099084	No
Elementary	A Day Without Sugar = Un dia sin azucar	De Anda, Diane	1558857028	9781558857025	9780605733107	No
Elementary	Hickory Dickory Dock	Dean, James	0062974289	9780062974280	9780800059729	No
Elementary	Who Was Charlie Chaplin?	Demuth, Patricia Brennan	0448490161	9780448490168	9780605954731	No

173

Public Review: September 8, 2025 - October 7, 2025

Board Meeting Date: October 8, 2025

NOTE: We request the approval of titles to include authorization to purchase alternate ISBNs of the same title and author.

Board Workshop: October 1, 2025

Board Meeting: October 8, 2025

List of books to be considered for October 8, 2025 Board Meeting

School Level	TITLE	AUTHOR	ISBN-10	ISBN-13	ISBN-PB	In Current Library Collection
Elementary	Koalas	Deniston, Natalie		9798892135191		No
Elementary	Cece Loves Science: Push and Pull	Derting, Kimberly	0062946080	9780062946089	9780780469747	No
Elementary	Maggie and Wendel: Imagine Everything!	Doerrfeld, Cori	148143974X	9781481439749		No
Elementary	I'm Not Sleepy! = No Tengo Sueno!	Dominguez, Angela	1250874998	9781250874993		No
Elementary	Indianapolis Colts	Downs, Kieran		9798886874792		No
Elementary	Minnesota Vikings	Downs, Kieran		9798886874860		No
Elementary	Out of My Dreams	Draper, Sharon M.	1665949546	9781665949545	9780800079086	No
Elementary	Who Was Queen Elizabeth?	Eding, June	0448448394	9780448448398	9780605198289	No
Elementary	Who Was Paul Revere?	Edwards, Roberta	0448457156	9780448457154	9780605512870	No
Elementary	Escape from the Nether!	Eliopulos, Nick	0593430670	9780593430675	9780800036782	No
Elementary	Eva and the New Teacher	Elliott, Rebecca	1546127070	9781546127079	9780800079765	No
Elementary	Eva for President	Elliott, Rebecca	1338880276	9781338880274	9780800054632	Elementary
Elementary	Eva in the Band	Elliott, Rebecca	1338745433	9781338745436	9780800026516	Elementary
Elementary	Eva Saves the Day	Elliott, Rebecca	1546127100	9781546127109	9780847902682	No 174
Elementary	Nature Club	Elliott, Rebecca	1338745468	9781338745467	9780800039011	Elementary
Elementary	Olympic Games	Elliott, Rebecca	1338880306	9781338880304	9780800065362	Elementary
Elementary	Who Was Jane Austen?	Fabiny, Sarah	0448488639	9780448488639	9780605989870	No
Elementary	Te hare tu propio Librero = I'll Build You a Bookcase	Fahey, Jean Ciborowski	164379454X	9781643794549		No
Elementary	Miss Camper	Fajardo, Kat	1338535617	9781338535617	9780800079987	No
Elementary	Srta. Campista	Fajardo, Kat	154617656X	9781546176565	9780800094966	No
Elementary	Olivia la espia	Falconer, Ian	1632456494	9781632456496	9780605998414	No
Elementary	5 More Sleeps 'til Christmas	Fallon, Jimmy	1250365538	9781250365538		No
Elementary	Con Pollo: A Bilingual Playtime Adventure	Fallon, Jimmy and Lopez, Jennifer	1250830419	9781250830418		No
Elementary	Cubs in the Tub: The True Story of the Bronx Zoo's First Woman Zookeeper	Fleming, Candace	0823443183	9780823443185	9780605002753	No
Elementary	Mega Mole Girl Digs Deep!	Flintham, Thomas	1339042789	9781339042787		No
Elementary	Super Game Book!	Flintham, Thomas	1338828797	9781338828795	9780800054625	No
Elementary	Super King Viking Land!	Flintham, Thomas	1338828754	9781338828757	9780800062644	No
Elementary	Super Rabbit Boy vs. the Gigabot!	Flintham, Thomas	1546110437	9781546110439	9780800072704	No
Elementary	History of Football	Flynn, Brendan		9798892130776		No
Elementary	History of Gymnastics	Flynn, Brendan		9798892130806		No
Elementary	Ambulances	Fortuna, Lois	1482446596	9781482446593		No
Elementary	Growing Plants	Fortuna, Lois	1482438054	9781482438055		No
Elementary	Who Was Franklin Roosevelt?	Frith, Margaret	0448453460	9780448453460	9780605410145	No

Public Review: September 8, 2025 - October 7, 2025

Board Meeting Date: October 8, 2025

NOTE: We request the approval of titles to include authorization to purchase alternate ISBNs of the same title and author.

Board Workshop: October 1, 2025

Board Meeting: October 8, 2025

List of books to be considered for October 8, 2025 Board Meeting

School Level	TITLE	AUTHOR	ISBN-10	ISBN-13	ISBN-PB	In Current Library Collection
Elementary	Who Was Louis Braille?	Frith, Margaret	0448479036	9780448479033	9780605802360	No
Elementary	365 Penguins	Fromental, Jean-Luc	1419729179	9781419729171		No
Elementary	Tekis	Gomez and Gomez	8418599030	9788418599033		No
Elementary	Dive!: The Story of Breathing Underwater	Gall, Chris	1250823951	9781250823953		No
Elementary	Dawn y los ninos imposibles	Galligan, Gale	8418184205	9788418184208	9780800022402	No
Elementary	Snoopy and Woodstock: Best Friends Forever!	Gallo, Tina & Schulz, Charles M.	1534409750	9781534409750	9780780404090	No
Elementary	Why Do Animals Sleep There?	George, Sam	1681918250	9781681918259		No
Elementary	Campamento de espías	Gibbs, Stuart	1534497552	9781534497559	9780800030919	No
Elementary	Cole de espías	Gibbs, Stuart	8427213395	9788427213395		No
Elementary	Escuela De Espías En Las Nieves	Gibbs, Stuart	1665956542	9781665956543	9780800076207	No
Elementary	Evil Spy School	Gibbs, Stuart	1665931930	9781665931939	9780800049263	No
Elementary	Spy Camp the Graphic Novel	Gibbs, Stuart	1534499377	9781534499379	9780800035518	No
Elementary	Spy School Blackout	Gibbs, Stuart	1665956518	9781665956512	9780800097462	No
Elementary	Spy School Goes Wild	Gibbs, Stuart	1665934786	9781665934787	9780800092412	No
Elementary	Spy School the Graphic Novel	Gibbs, Stuart	1534455426	9781534455429	9780800011550	No
Elementary	Spy Ski School the Graphic Novel	Gibbs, Stuart	1665956607	9781665956604	9780800076931	No
Elementary	Escuela De Espías Malvados	Gibbs, Stuart and Del Risco, Eida	1665934921	9781665934923		No
Elementary	Making Sense of Dog Senses: How Our Furry Friends Experience the World	Gibeault, Stephanie	1771475242	9781771475242		No
Elementary	Who Was Ernest Hemingway?	Gigliotti, Jim	0399544135	9780399544132	9780800013004	No
Elementary	Who Was Mother Teresa?	Gigliotti, Jim	0448482991	9780448482996	9780605869820	No
Elementary	Animal Homes	Gleisner, Jenna Lee		9798892136693		No
Elementary	All About Fireflies	Golkar, Golriz		9798889969846		No
Elementary	Te Recuerdo	Gonzalez, Xelena and Urquijo-Ruiz, Rita E.	166595034X	9781665950343		No
Elementary	Call me tree = Llameme arbol	Gonzalez, Maya Christina	0892392940	9780892392940	9780605869707	No
Elementary	Bear & Hare -- Share!	Gravett, Emily	1481462172	9781481462174		No
Elementary	Class Action	Green, John Patrick	125084990X	9781250849908	9780800070625	No
Elementary	Case Files	Green, John Patrick and Behling, Steve	1250223229	9781250223227	9780800095208	No
Elementary	Agents of S.U.I.T.	Green, John Patrick and Hastings, Christopher	1250852560	9781250852564		No
Elementary	Wild Ghost Chase	Green, John Patrick and Hastings, Christopher	1250852404	9781250852403		No

175

Public Review: September 8, 2025 - October 7, 2025

Board Meeting Date: October 8, 2025

NOTE: We request the approval of titles to include authorization to purchase alternate ISBNs of the same title and author.

Board Workshop: October 1, 2025

Board Meeting: October 8, 2025

List of books to be considered for October 8, 2025 Board Meeting

School Level	TITLE	AUTHOR	ISBN-10	ISBN-13	ISBN-PB	In Current Library Collection
Elementary	Escape to California	Greenhut, Josh	0062189905	9780062189905	9780605831209	No
Elementary	I Can Be a Baseball Player	Greenwood, Nancy	1538255588	9781538255582	9780800089436	No
Elementary	Baby Bats	Greve, Meg		9798889892069		No
Elementary	130-Story Treehouse: Laser Eyes and Annoying Flies	Griffiths, Andy	1250874882	9781250874887	9780800055790	Elementary
Elementary	156-Story Treehouse: Holiday Havoc!	Griffiths, Andy	1250850177	9781250850171	9780800070472	Elementary
Elementary	169-Story Treehouse: Doppelganger Doom!	Griffiths, Andy	1250850207	9781250850201	9780847900527	No
Elementary	26-Story Treehouse	Griffiths, Andy	1250073278	9781250073273	9780605947924	Elementary/Jr. High School
Elementary	65-Story Treehouse	Griffiths, Andy	1250102472	9781250102478	9780605999183	Elementary/Jr. High School
Elementary	91-Story Treehouse	Griffiths, Andy	1250104866	9781250104861	9780800029975	Elementary/Jr. High School
Elementary	Tales from the Treehouse: Too Silly to Be Told ... Until NOW!	Griffiths, Andy	1250850169	9781250850164	9780800070083	Elementary
Elementary	Treehouse Joke Book	Griffiths, Andy	1250259509	9781250259509		No
Elementary	Who Was Harvey Milk?	Grinapol, Corinne A.	1524792780	9781524792787	9780605002333	No
Elementary	Still Dreaming = Seguimos Sonando	Guadalupe Martinez, Claudia	089239434X	9780892394340	9780800036607	No
Elementary	Lucy!: How Lucille Ball Did It All	Guglielmo, Amy and Tourville, Jacqueline	1419749927	9781419749926		No
Elementary	Who Was David Bowie?	Gurevich, Margaret	1524787566	9781524787561	9780800007409	No
Elementary	Mrs. Stoker Is a Joker!	Gutman, Dan	006291085X	9780062910851	9780800019266	Elementary
Elementary	Davy Crockett	Haldy, Emma E.	1534129952	9781534129955		No
Elementary	Center of the Universe	Hanlon, Abby	0593857569	9780593857564	9780800097813	No
Elementary	Amanda Gorman: poeta y activista	Hansen, Grace	1098265386	9781098265380		No
Elementary	Eleanor Roosevelt: Primera dama estadounidense y defensora de la igualdad de derechos	Hansen, Grace	162402680X	9781624026805		No
Elementary	Martin Luther King Jr.: Lider de los derechos humanos	Hansen, Grace	1680807412	9781680807417		No
Elementary	Selena Gomez: cantante, actriz y empresaria	Hansen, Grace		9798384906650		No
Elementary	Bill Gates	Harbo, Christopher L.	1476596417	9781476596419		No
Elementary	Kitty and the Stolen Storybook	Harrison, Paula	1382052286	9781382052283		No
Elementary	Kitty and the Vanishing Act	Harrison, Paula	1382052294	9781382052290		No
Elementary	Zita, la viajera espacial	Hatke, Ben	8467932015	9788467932010		No
Elementary	Don't say a word, mama = No digas nada, mama	Hayes, Joe	1935955454	9781935955450		Elementary
Elementary	12 Architects Who Changed the World	Hayes, Vicki C.	1632357127	9781632357120		No
Elementary	Sky Watchers	Hayes, Vicki C.	1638892024	9781638892021		Elementary

Public Review: September 8, 2025 - October 7, 2025

Board Meeting Date: October 8, 2025

NOTE: We request the approval of titles to include authorization to purchase alternate ISBNs of the same title and author.

Board Workshop: October 1, 2025

Board Meeting: October 8, 2025

List of books to be considered for October 8, 2025 Board Meeting

School Level	TITLE	AUTHOR	ISBN-10	ISBN-13	ISBN-PB	In Current Library Collection
Elementary	Buzz & Jump! Jump!	Hemming, Alice	1541546253	9781541546257		No
Elementary	Camp Babymouse	Holm, Jennifer L.	0375839887	9780375839887	9780605144460	Elementary/Jr. High School
Elementary	Make Good Choices	Holm, Jennifer L.	1524771910	9781524771911	9780780490390	No
Elementary	Artemis the Hero	Holub, Joan	1534457453	9781534457454	9780800030810	No
Elementary	Calliope the Muse	Holub, Joan	1481450042	9781481450041	9780605957398	Elementary
Elementary	Eos the Lighthearted	Holub, Joan	1481470205	9781481470209	9780780426283	Elementary
Elementary	Quien fue Marco Polo?	Holub, Joan	0448461749	9780448461748	9780605573468	No
Elementary	Amphitrite the Bubbly	Holub, Joan & Williams, Suzanne	1442488328	9781442488328	9780605906020	Elementary/Jr. High School
Elementary	Elpis the Hopeful	Holub, Joan and Williams, Suzanne	1534457488	9781534457485	9780800046149	No
Elementary	Who Was John Lewis?	Hubbard, Crystal	0593658515	9780593658512	9780800083847	No
Elementary	Friends	Ikegami, Aiko	0807525502	9780807525500		No
Elementary	Who Was Amelia Earhart?	Jerome, Kate Boehm	0448428563	9780448428567	9780605338630	No
Elementary	King of the Mountain	Jin, Susie Lee	1665938692	9781665938693	9780800049317	No
Elementary	Big Cheese Presents: Have Yourself a Cheesy Little Christmas	John, Jory	0063437864	9780063437869	9780800096182	No 177
Elementary	Humble Pie	John, Jory	0063469731	9780063469730	9780800090586	No
Elementary	Un Huevo Muy Bueno	John, Jory and Peris, Omar	1644738007	9781644738009		No
Elementary	12 Chefs Who Changed the World	Kallio, Jamie	1632357151	9781632357151		No
Elementary	Mobs in the Mansion!	Kaplan, Arie	0593709462	9780593709467	9780800091392	No
Elementary	Trouble Brewing!	Kaplan, Arie and Random House	059370990X	9780593709900	9780800091408	No
Elementary	We Live on a Farm	Keiser, Cody	1508142114	9781508142119		No
Elementary	Quien fue Pablo Picasso?	Kelley, True	0448461757	9780448461755	9780605573451	No
Elementary	King Sejong Invents an Alphabet	Kim, Carol	0807541613	9780807541616	9780800004897	No
Elementary	Alma Speaks up = Alma Habla	King, G. M.	1338850083	9781338850086		No
Elementary	At the Aquarium	King, Kimberly	1404267263	9781404267268		No
Elementary	En Su Salsa	Kinney, Jeff		9798890983176	9780800077860	No
Elementary	Partypooper	Kinney, Jeff	141978269X	9781419782695	9780800089030	No
Elementary	Captain Awesome and the Smile Snatcher	Kirby, Stan	166595826X	9781665958264	9780800067243	No
Elementary	Captain Awesome Is a Spy!	Kirby, Stan	1665932821	9781665932820	9780800036881	Elementary
Elementary	Las Vegas Raiders	Klepeis, Alicia Z.		9798886874822		No
Elementary	New England Patriots	Klepeis, Alicia Z.		9798886874877		No
Elementary	Philadelphia Eagles	Klepeis, Alicia Z.		9798886874914		No
Elementary	Pittsburgh Steelers	Klepeis, Alicia Z.		9798886874921		No
Elementary	Tampa Bay Buccaneers	Klepeis, Alicia Z.		9798886874952		No

Public Review: September 8, 2025 - October 7, 2025

Board Meeting Date: October 8, 2025

NOTE: We request the approval of titles to include authorization to purchase alternate ISBNs of the same title and author.

Board Workshop: October 1, 2025

Board Meeting: October 8, 2025

List of books to be considered for October 8, 2025 Board Meeting

School Level	TITLE	AUTHOR	ISBN-10	ISBN-13	ISBN-PB	In Current Library Collection
Elementary	Washington Commanders	Klepeis, Alicia Z.		9798886874976		No
Elementary	Buck's Tooth	Kredensor, Diane	1534481079	9781534481077		No
Elementary	Bone Wars: The True Story of an Epic Battle to Find Dinosaur Fossils	Kurtz, Jane	1534493646	9781534493643		No
Elementary	Who Was Frank Sinatra?	Labrecque, Ellen	0399544127	9780399544125		No
Elementary	Who Was Henry VIII?	Labrecque, Ellen	044848854X	9780448488547	9780780402195	No
Elementary	Who Was Kobe Bryant?	Labrecque, Ellen	0593225708	9780593225707	9780780478619	No
Elementary	Los Bravos	Lacera, Megan and Lacera, Jorge	089239482X	9780892394821		No
Elementary	Esto Es Una Fiesta!	Lang, Suzanne	1644738678	9781644738672		No
Elementary	Missed Meal Mayhem	Lerner, Jarrett	1534462805	9781534462809	9780800030568	No
Elementary	Never Take Your Rhino on a Plane	Lewis, K. E.	0358683386	9780358683384		No
Elementary	Corre, Pequeno Chaski!: Una Aventura en el Camino Inka	Llanos, Mariana	1646862171	9781646862177	9780800037314	No
Elementary	Caitlin Clark	Loh-Hagan, Virginia	1668962985	9781668962985		No
Elementary	Cristiano Ronaldo	Loh-Hagan, Virginia	1668962993	9781668962992		No
Elementary	Ilona Maher	Loh-Hagan, Virginia	1668963000	9781668963005		No
Elementary	Lionel Messi	Loh-Hagan, Virginia	1668963027	9781668963029		No
Elementary	Froggy Goes to Grandma's	London, Jonathan	1101999640	9781101999646	9780605965560	No
Elementary	Froggy's Lemonade Stand	London, Jonathan	1101999683	9781101999684	9780780474239	No
Elementary	Clara and Clem Take a Ride	Long, Ethan	0448462648	9780448462646		No
Elementary	Yellow Bus	Long, Loren	1250903130	9781250903136	9780800086169	No
Elementary	G.O.A.T. Football Running Backs	Lowe, Alexander	1728458021	9781728458021		No
Elementary	Noodles on a Bicycle	Maclear, Kyo	0593706080	9780593706084	9780800084936	No
Elementary	Aaron Rodgers	MacRae, Sloan	1448862809	9781448862801	9780605556850	No
Elementary	Fallen Empires	Maihack, Mike	1338204122	9781338204124	9780780447578	No
Elementary	Golden Lion	Maihack, Mike	054583872X	9780545838726	9780605971011	No
Elementary	Queen of the Nile	Maihack, Mike	1338204157	9781338204155	9780605019645	No
Elementary	This Little Piggy: An Owner's Manual	Marko, Cyndi	1534481095	9781534481091		No
Elementary	Rainbow Weaver = Tejedora del Arcoiris	Marshall, Linda Elovitz	0892393742	9780892393749		No
Elementary	El club de los Gatitos de Karen	Martin, Ann M.	1338789694	9781338789690	9780800010836	No
Elementary	La Foto Escolar de Karen	Martin, Ann M.	1546148043	9781546148043	9780800072537	No
Elementary	Un gran dia para Kristy	Martin, Ann M. and Galligan, Gale	8418184485	9788418184482	9780800022396	No
Elementary	Claudia and the Bad Joke	Martin, Ann M. and Norpra, Arley	1338835505	9781338835502	9780800054465	Elementary

178

Public Review: September 8, 2025 - October 7, 2025

Board Meeting Date: October 8, 2025

NOTE: We request the approval of titles to include authorization to purchase alternate ISBNs of the same title and author.

Board Workshop: October 1, 2025

Board Meeting: October 8, 2025

List of books to be considered for October 8, 2025 Board Meeting

School Level	TITLE	AUTHOR	ISBN-10	ISBN-13	ISBN-PB	In Current Library Collection
Elementary	Bravo, Mary Anne!	Martin, Ann M. and Telgemeier, Raina	8417708278	9788417708276	9780780492875	No
Elementary	Houston Texans	Mattern, Joanne		9798886874785		No
Elementary	Jacksonville Jaguars	Mattern, Joanne		9798886874808		No
Elementary	Kansas City Chiefs	Mattern, Joanne		9798886874815		No
Elementary	Los Angeles Chargers	Mattern, Joanne		9798886874839		No
Elementary	Miami Dolphins	Mattern, Joanne		9798886874853		No
Elementary	New Orleans Saints	Mattern, Joanne		9798886874884		No
Elementary	Get Well, Pug	May, Kyla	1338877666	9781338877663	9780800070373	No
Elementary	Pug the Prince	May, Kyla	1338877577	9781338877571	9780800048877	Elementary
Elementary	Pug the Sports Star	May, Kyla	1338877631	9781338877632	9780800065461	Elementary
Elementary	Pug the Unicorn	May, Kyla	1546139222	9781546139225	9780847902996	No
Elementary	Pug the Unicorn	May, Kyla	1546139230	9781546139232		No
Elementary	Pug's New Puppy	May, Kyla	1338713531	9781338713534	9780800048884	Elementary 179
Elementary	Super Pug	May, Kyla	1546139184	9781546139188	9780800080792	No
Elementary	12 Business Leaders Who Changed the World	McCabe, Matthew	1632351455	9781632351456		No
Elementary	Quien fue John F. Kennedy?	McDonough, Yona Zeldis	1682925056	9781682925058	9780780411937	No
Elementary	Quien fue Louis Armstrong?	McDonough, Yona Zeldis	1631134221	9781631134227	9780605941830	No
Elementary	Who Was Louis Armstrong?	McDonough, Yona Zeldis	0448433680	9780448433684	9780605396425	No
Elementary	Lola Gets a Cat	McQuinn, Anna	1580898459	9781580898454	9780780421479	No
Elementary	Lola Meets the Bees	McQuinn, Anna	1623545943	9781623545949	9780800091538	No
Elementary	Lola Plants a Garden	McQuinn, Anna	1580896952	9781580896955	9780605965171	No
Elementary	Lola Sleeps Over	McQuinn, Anna	1623543770	9781623543778	9780800067748	No
Elementary	Flying High: The Story of Gymnastics Champion Simone Biles	Meadows, Michelle	1250205662	9781250205667	9780800023089	No
Elementary	Who Was Genghis Khan?	Medina, Nico	0448482606	9780448482606	9780605832183	No
Elementary	Boom!	Meisel, Paul	0823458393	9780823458394	9780800085643	No
Elementary	I See a Rat	Meisel, Paul	0823455602	9780823455607		No
Elementary	Art Museum	Meister, Cari	1620313413	9781620313411		No
Elementary	Dolores Huerta	Mendoza, Brenda	1668956195	9781668956199		No
Elementary	Act: Vota Por Olivia	Miller, Kayla	8419110132	9788419110138		No
Elementary	Stuck	Miller, Kayla	0063285657	9780063285651	9780800083069	No
Elementary	Wings of an Eagle: The Gold Medal Dreams of Billy Mills	Mills, Billy and Bowman, Donna Janell	0316373486	9780316373487	9780800084875	No

Public Review: September 8, 2025 - October 7, 2025

Board Meeting Date: October 8, 2025

NOTE: We request the approval of titles to include authorization to purchase alternate ISBNs of the same title and author.

Board Workshop: October 1, 2025

Board Meeting: October 8, 2025

List of books to be considered for October 8, 2025 Board Meeting

School Level	TITLE	AUTHOR	ISBN-10	ISBN-13	ISBN-PB	In Current Library Collection
Elementary	Abby in Neverland	Mlynowski, Sarah	1338775642	9781338775648	9780800079666	Elementary
Elementary	Home in a Lunchbox	Mo, Cherry	0593661346	9780593661345	9780800084929	No
Elementary	Lucero	Morales, Yuyi	0823447847	9780823447848	9780800005528	No
Elementary	12 Artists Who Changed the World	Morey, Allan	1632357135	9781632357137		No
Elementary	Spooks	Morgan, Michaela	1596468548	9781596468542		No
Elementary	Mo Willems	Murray, Julie	1098207246	9781098207243		No
Elementary	Apagon de Nueva York de 1977	Nash, Bobby		9798384920687		No
Elementary	Area 51	Natalie Deniston		9798892132183		No
Elementary	Bermuda Triangle	Natalie Deniston		9798892132213		No
Elementary	Loch Ness Monster	Natalie Deniston		9798892132275		No
Elementary	Stonehenge	Natalie Deniston		9798892132305		No
Elementary	Los Delfines	National Geographic Kids	1426329334	9781426329333	9780605982796	No
Elementary	Nelson Mandela	Nelson, Kadir	8426140696	9788426140692		No
Elementary	Cleaning Day	Newman, Constance	1683427513	9781683427513		No
Elementary	Alicia and the Hurricane = Alicia Y El Huracan: A Story of Puerto Rico = Un Cuento De Puerto Rico	Newman, Leslea and Lazaro, Georgina	0892394552	9780892394555		No
Elementary	Judy Heumann	Newton, Lily	166892725X	9781668927250		No
Elementary	Big Day for Baseball	Osborne, Mary Pope	1524713112	9781524713119	9780780441293	Elementary
Elementary	El regalo del Pinguino Emperador	Osborne, Mary Pope	1632456834	9781632456830	9780780437289	No
Elementary	Pajaro blanco	Palacio, R. J.	6073188293	9786073188296	9780780491830	No
Elementary	Ultimate Pterosaur Rumble (Spanish)	Pallotta, Jerry	1546198466	9781546198468	9780800095017	No
Elementary	Who Was Isaac Newton?	Pascal, Janet B.	0448479133	9780448479132	9780605832145	No
Elementary	El gato me ha robado los pantalones	Pastis, Stephan	8427216165	9788427216167		No
Elementary	Si te preguntan, no me has visto	Pastis, Stephan	8427212542	9788427212541		No
Elementary	Aqui Estoy	Pastis, Stephen	8427208332	9788427208339		No
Elementary	Snail Has Lunch and Snail Finds a Home	Peterson, Mary	1534463453	9781534463455		No
Elementary	Matter	Peterson, Megan Cooley	1977109624	9781977109620		No
Elementary	Sound	Peterson, Megan Cooley	1977109918	9781977109910		No
Elementary	Ellis Island	Pettiford, Rebecca	1620313480	9781620313480		No
Elementary	Statue of Liberty	Pettiford, Rebecca	1620313510	9781620313510		No
Elementary	White House	Pettiford, Rebecca	1620313529	9781620313527		No
Elementary	Big Jim Believes	Pilkey, Dav	1546176187	9781546176183	9780800094102	No
Elementary	Influencers: Spanish Edition	Pilkey, Dav	1546119728	9781546119722	9780800091712	No
Elementary	Juan el Grande, el Comienzo	Pilkey, Dav	1546176543	9781546176541	9780800094690	No

Public Review: September 8, 2025 - October 7, 2025

Board Meeting Date: October 8, 2025

NOTE: We request the approval of titles to include authorization to purchase alternate ISBNs of the same title and author.

Board Workshop: October 1, 2025

Board Meeting: October 8, 2025

List of books to be considered for October 8, 2025 Board Meeting

School Level	TITLE	AUTHOR	ISBN-10	ISBN-13	ISBN-PB	In Current Library Collection
Elementary	Baloney and Friends: Dream Big!	Pizzoli, Greg	0316389773	9780316389778	9780800035341	Elementary
Elementary	Who Was Alexander Hamilton?	Pollack, Pam	0399544275	9780399544279	9780605989740	No
Elementary	Who Was Charles Dickens?	Pollack, Pam and Belviso, Meg	0448479672	9780448479675	9780605832206	No
Elementary	Who Was Alex Trebek?	Pollack, Pamela	0593383710	9780593383711	9780800027735	No
Elementary	Who Was Mark Twain?	Prince, April Jones	0448433192	9780448433196	9780605396340	No
Elementary	Bam and the Batwheels!	Random House	0593570537	9780593570531	9780800048495	No
Elementary	Ready to Race!	Random House	0553524607	9780553524604	9780605897496	No
Elementary	Pumpkin Day!	Ransom, Candice	0553513419	9780553513417	9780605899001	No
Elementary	Who Was Marie Antoinette?	Rau, Dana Meachen	0448483106	9780448483108	9780605869950	No
Elementary	Quien fue Maria Antonieta?	Rau, Dana Meachen	163113423X	9781631134234		No
Elementary	U.S. Capitol	Rawson, Katherine	1620318725	9781620318720		No
Elementary	Washington Monument	Rawson, Katherine	1620318741	9781620318744		No
Elementary	How to Get Your Teacher Ready	Reagan, Jean	0593301935	9780593301937	9780780496613	No
Elementary	Heatwave	Redniss, Lauren	0593645944	9780593645949		No
Elementary	Cranes Lift!	Reinke, Beth Bence	151243356X	9781512433562		No
Elementary	Peg Gets Crackin'	Renfro, Jo	150649207X	9781506492070		No
Elementary	Curious George Plays Soccer	Rey, H. A.	0358242770	9780358242772	9780605761261	No
Elementary	Curious George: The Donut Delivery	Rey, H. A.	061873757X	9780618737574	9780605180222	No
Elementary	Get Well, Curious George	Rey, H. A. and Rey, Margret	0063450011	9780063450011	9780800096397	No
Elementary	Butterfly's Life Cycle	Rice, Jamie	1636908225	9781636908229		No
Elementary	Chalice of the Gods	Riordan, Rick	1368098266	9781368098267	9780800081461	No
Elementary	La Diosa de Tres Cabezas	Riordan, Rick		9798890983633	9780800093334	No
Elementary	Last Olympian: The Graphic Novel	Riordan, Rick	1484786386	9781484786383	9780780457300	Elementary/Jr. High School
Elementary	Percy Jackson y los Heroes Griegos	Riordan, Rick	8498388287	9788498388282	9780800097288	No
Elementary	Wrath of the Triple Goddess	Riordan, Rick	136810763X	9781368107631		No
Elementary	Margaret and the Moon	Robbins, Dean	059390219X	9780593902196	9780800076269	No
Elementary	Sweet Justice: Georgia Gilmore and the Montgomery Bus Boycott	Rockliff, Mara	152472064X	9781524720643	9780800036706	No
Elementary	Am I a Frog?	Rockwell, Lizzy	0823454525	9780823454525	9780800039912	No
Elementary	We Live in a Suburb	Rogers, Amy B.	1508142009	9781508142003	9780605931534	No
Elementary	Bad Rex!	Rosen, Robert and Lee, Jin	1683427823	9781683427827		No
Elementary	It's Too Noisy!	Rosen, Robert and Lee, Jin	1683428226	9781683428220		No

Public Review: September 8, 2025 - October 7, 2025

Board Meeting Date: October 8, 2025

NOTE: We request the approval of titles to include authorization to purchase alternate ISBNs of the same title and author.

Board Workshop: October 1, 2025

Board Meeting: October 8, 2025

List of books to be considered for October 8, 2025 Board Meeting

School Level	TITLE	AUTHOR	ISBN-10	ISBN-13	ISBN-PB	In Current Library Collection
Elementary	Iguanodon's Horn: How Artists and Scientists Put a Dinosaur Back Together Again and Again and Again	Rubin, Sean	0063239213	9780063239210		No
Elementary	Dramas De Hermanas	Russell, Rachel Renée		9798890983831	9780800096885	No
Elementary	Frida: My First Frida Kahlo	Sanchez Vegara, Isabel	1786032473	9781786032478		No
Elementary	Greta Thunberg	Sarantou, Katlin	1534186883	9781534186880		No
Elementary	Misty Copeland	Sarantou, Katlin	1534158758	9781534158757		No
Elementary	Serena Williams	Sarantou, Katlin	1534158790	9781534158795		No
Elementary	Arizona Cardinals	Scheffer, Janie		9798886874662		No
Elementary	New York Jets	Scheffer, Janie		9798886874907		No
Elementary	San Francisco 49ers	Scheffer, Janie		9798886874938		No
Elementary	Esta Es Una Escuela	Schu, John	1536247057	9781536247053		No
Elementary	Ruthie Rose's Big Idea	Schu, John	1536226491	9781536226492		No
Elementary	This Is a School	Schu, John	1536204587	9781536204582	9780800027131	No 182
Elementary	Happy Valentine's Day, Charlie Brown!	Schulz, Charles M.	153440502X	9781534405028	9780605990609	No
Elementary	Linus Gets Glasses	Schulz, Charles M.	1481477242	9781481477246	9780605966628	No
Elementary	Snoopy Came to Play	Schulz, Charles M.	1534415068	9781534415065	9780780418400	No
Elementary	Absolutely Nat	Scrivan, Maria	1338715399	9781338715392	9780780499072	Elementary/Jr. High School
Elementary	All Is Nat Lost	Scrivan, Maria	1338890581	9781338890587	9780800054427	No
Elementary	Forget Me Nat	Scrivan, Maria	1338538241	9781338538243	9780780498105	Elementary/Jr. High School
Elementary	Nat a Chance	Scrivan, Maria	1546104453	9781546104452	9780800072582	No
Elementary	Nat Enough	Scrivan, Maria	1338538195	9781338538199	9780780495760	Elementary/Jr. High School
Elementary	Nat for Nothing	Scrivan, Maria	1338715429	9781338715422	9780800033156	No
Elementary	Mi Papa Es Un Cowboy	Seales, Stephanie		9798890982469		No
Elementary	My Daddy Is a Cowboy	Seales, Stephanie	1419760815	9781419760815	9780800084516	No
Elementary	David Goes to School	Shannon, David	1338744895	9781338744897	9780780491199	Elementary
Elementary	Coollest Club Ever!	Shaskan, Stephen	0593814517	9780593814512		No
Elementary	Alexis and the Perfect Recipe the Graphic Novel	Simon, Coco	1665933216	9781665933216	9780800051549	No
Elementary	Alexis Cool as a Cupcake the Graphic Novel	Simon, Coco	1665971487	9781665971485	9780800096878	No
Elementary	Emma All Stirred Up! the Graphic Novel	Simon, Coco	1665965606	9781665965606	9780800083441	No
Elementary	Emma on Thin Icing the Graphic Novel	Simon, Coco	1665916559	9781665916554	9780800053093	No
Elementary	Katie and the Cupcake Cure the Graphic Novel	Simon, Coco	1665914025	9781665914024	9780800030957	No
Elementary	Katie, Batter Up! the Graphic Novel	Simon, Coco	1665943718	9781665943710	9780800056384	No
Elementary	Mia in the Mix the Graphic Novel	Simon, Coco	1665914157	9781665914154	9780800030964	No

Public Review: September 8, 2025 - October 7, 2025

Board Meeting Date: October 8, 2025

NOTE: We request the approval of titles to include authorization to purchase alternate ISBNs of the same title and author.

Board Workshop: October 1, 2025

Board Meeting: October 8, 2025

List of books to be considered for October 8, 2025 Board Meeting

School Level	TITLE	AUTHOR	ISBN-10	ISBN-13	ISBN-PB	In Current Library Collection
Elementary	Mia's Baker's Dozen the Graphic Novel	Simon, Coco	1665959460	9781665959469	9780800068561	No
Elementary	Is It Living or Nonliving?	Simons, Lisa M. Bolt	1977131417	9781977131416		No
Elementary	Amigas sobre ruedas	Simpson, Dana	6073190263	9786073190268		No
Elementary	I Can Be a Chef	Slenzak, Miller	1538217589	9781538217580	9780780415973	Elementary
Elementary	At the Park	Sloan, Peter & Sheryl	1568019998	9781568019994	9780605182592	No
Elementary	Fabulous Fannie Farmer: Kitchen Scientist and America's Cook	Smith, Emma Bland	1635926122	9781635926125	9780800070182	No
Elementary	12 Athletes Who Changed the World	Solien, Paula	1632357143	9781632357144		No
Elementary	Being Home	Sorell, Traci	1984816039	9781984816030		No
Elementary	Blancaflor, la heroína con poderes secretos: un cuento de Latinoamérica: A TOON Graphic	SPIEGELMAN, NADJA	1943145571	9781943145577		No
Elementary	Who Was Clara Barton?	Spinner, Stephanie	0448479532	9780448479538	9780605818989	No
Elementary	Who Was Jimmy Carter?	Stabler, David	0593387384	9780593387382	9780800023522	No
Elementary	Mundo de zumbados	Stephan, Pastis	8427209886	9788427209886		No
Elementary	Quien fue Marie Curie?	Stine, Megan	1631134248	9781631134241	9780605941861	No
Elementary	Who Was Marie Curie?	Stine, Megan	044847896X	9780448478968	9780605819016	No
Elementary	Who Was Richard Nixon?	Stine, Megan	1524789801	9781524789800	9780800029012	No
Elementary	Quien Es Sonia Sotomayor?	Stine, Megan and Canetti, Yanitzia	0593522664	9780593522660		No
Elementary	La profecia	Sutherland, Tui T.	842722351X	9788427223516		No
Elementary	Maleta Full of Treasures	Sylvester, Natalia	0593462424	9780593462423	9780800084691	No
Elementary	Fox Is Late	Tabor, Corey R.	0062398725	9780062398727		No
Elementary	Nos llamaron enemigo	Takei, George	1603094830	9781603094832		No
Elementary	I Survived the Battle of D-Day, 1944	Tarshis, Lauren	1338883046	9781338883046	9780800054458	Elementary/Jr. High School/High School
Elementary	I Survived the Dust Bowl, 1935	Tarshis, Lauren	1338891820	9781338891829	9780800094737	No
Elementary	I Survived the Great Molasses Flood, 1919	Tarshis, Lauren	1546110372	9781546110378	9780800070441	Elementary/Jr. High School/High School
Elementary	I Survived the Shark Attacks of 1916	Tarshis, Lauren	1338120948	9781338120943	9780605028692	Elementary/Jr. High School
Elementary	I Survived the Sinking of the Titanic, 1912	Tarshis, Lauren	1338120913	9781338120912	9780780460799	Elementary/Jr. High School/High School
Elementary	I Survived the Sinking of the Titanic, 1912	Tarshis, Lauren	1546150110	9781546150114	9780800070977	Elementary/Jr. High School/High School
Elementary	Sobrevivi- El Tornado De Joplin, 2011	Tarshis, Lauren	1338859390	9781338859393		No

183

Public Review: September 8, 2025 - October 7, 2025

Board Meeting Date: October 8, 2025

NOTE: We request the approval of titles to include authorization to purchase alternate ISBNs of the same title and author.

Board Workshop: October 1, 2025

Board Meeting: October 8, 2025

List of books to be considered for October 8, 2025 Board Meeting

School Level	TITLE	AUTHOR	ISBN-10	ISBN-13	ISBN-PB	In Current Library Collection
Elementary	Sobrevivi- La Guerra De Independencia De Estados Unidos, 1776	Tarshis, Lauren	1546176519	9781546176510	9780800080747	No
Elementary	Sobrevivi la erupcion del Monte Santa Helena, 1980	Tarshis, Lauren	1338859420	9781338859423	9780800070434	No
Elementary	Sobrevivi La Gran Inundacion De Melaza, 1919	Tarshis, Lauren	1338859374	9781338859379		No
Elementary	Sobrevivi Los ataques del 11 de Septiembre de 2001	Tarshis, Lauren	1338746014	9781338746013	9780780490796	No
Elementary	Sobrevivi Los Ataques Del 11 De Septiembre De 2001 (Graphix)	Tarshis, Lauren	1338896806	9781338896800		No
Elementary	Sobrevivi Los Incendios Forestales De California, 2018	Tarshis, Lauren	1338859439	9781338859430	9780800071356	No
Elementary	I Survived the California Wildfires, 2018	Tarshis, Lauren and Ball, Georgia	1546137718	9781546137719	9780847902866	No
Elementary	I Survived the Japanese Tsunami, 2011: The Graphic Novel	Tarshis, Lauren and Ball, Georgia	1546110801	9781546110804	9780800079840	No
Elementary	Flight of the Witch	Terciero, Rey	1250795516	9781250795519	9780800085711	No
Elementary	Time for School, Charlie Brown	Testa, Maggie & Schulz, Charles M.	1481436058	9781481436052	9780605928596	No
Elementary	You Got a Rock, Charlie Brown!	Testa, Maggie & Schulz, Charlie M.	1481436023	9781481436021	9780605928602	No
Elementary	Crazy Horse	Thiele, June	1668908921	9781668908921		No
Elementary	Maria Tallchief	Thiele, June	153419892X	9781534198920		No
Elementary	Who Was Eleanor Roosevelt?	Thompson, Gare	0448435098	9780448435091	9780605503861	No
Elementary	Accident!	Tsurumi, Andrea	0544944801	9780544944800	9780780429659	No
Elementary	Ben Can Run & Sam Is Fun	Twiddy, Robin and Barkman, Rod		9798888226568		No
Elementary	Jose Feeds the World: How a Famous Chef Feeds Millions of People in Need Around the World	Unger, David	1728279526	9781728279527	9780847901852	No
Elementary	Nosotros Means Us: Un cuento Bilingue	Valdivia, Paloma	0593305140	9780593305140	9780780496293	No
Elementary	Los Mariachis De Adela	Vega, Denise and Calvo, Carlos E.	1623544459	9781623544454		No
Elementary	Jane: My First Jane Goodall	Vegara, Isabel Sanchez	0711243174	9780711243170		No
Elementary	Dream Catcher	Verdad, Marcelo	0316330663	9780316330664	9780800084714	No
Elementary	Who Was Claude Monet?	Waldron, Ann	0448449854	9780448449852	9780605251168	No
Elementary	Blancanieves Y La Reina No Tan Malvada: Una Novela Gráfica Poco Tradicional	Walls, Jasmine	1669080455	9781669080459		No
Elementary	How to Catch a Babysaurus	Walstead, Alice	172829309X	9781728293097	9780800079147	No

Public Review: September 8, 2025 - October 7, 2025

Board Meeting Date: October 8, 2025

NOTE: We request the approval of titles to include authorization to purchase alternate ISBNs of the same title and author.

Board Workshop: October 1, 2025

Board Meeting: October 8, 2025

List of books to be considered for October 8, 2025 Board Meeting

School Level	TITLE	AUTHOR	ISBN-10	ISBN-13	ISBN-PB	In Current Library Collection
Elementary	Mia Mayhem vs. the Mighty Robot	West, Kara	1534449450	9781534449459	9780605432833	No
Elementary	Cave of the Crystal Dragon	West, Tracey	1339022370	9781339022376	9780800054670	No
Elementary	Curse of the Shadow Dragon	West, Tracey	1338776940	9781338776942	9780800048921	No
Elementary	Dawn of the Light Dragon	West, Tracey	1338776975	9781338776973	9780800039080	No
Elementary	Eye of the Earthquake Dragon	West, Tracey	1338263714	9781338263718	9780780449398	Elementary
Elementary	Fortress of the Stone Dragon	West, Tracey	1338540319	9781338540314	9780780478008	Elementary
Elementary	Haunting of the Ghost Dragon	West, Tracey	1339022400	9781339022406	9780800065232	No
Elementary	Hercules and the Nine-Headed Hydra	West, Tracey	1534432914	9781534432918	9780780461697	Elementary/Jr. High School
Elementary	Magic of the Wizard Dragon	West, Tracey	133902246X	9781339022468	9780800079932	No
Elementary	Abuelo, the Sea, and Me	Williams, Ismee	1250848776	9781250848772	9780800084721	No
Elementary	Great Space Iguana	Winick, Judd	059380709X	9780593807095	9780800077303	No
Elementary	Sisters: Venus and Serena Williams	Winter, Jeanette	1534431217	9781534431218		No
Elementary	Frida	Winter, Jonah	0439331188	9780439331180	9780605303423	No
Elementary	Up, Up, Ever Up! Junko Tabei: A Life in the Mountains	Yasuda, Anita	0063242419	9780063242418	9780800084943	No 185
Jr. High	Family Business	Acton, Vanessa	154152568X	9781541525689		No
Jr. High	Next in Line	Acton, Vanessa	154152571X	9781541525719		No
Jr. High	Monster Locker	Aguirre, Jorge	1250749743	9781250749741		No
Jr. High	Assassin's Heart	Ahlere, Sarah	0062363794	9780062363794	9780605988347	No
Jr. High	Living Light: Conserving Bioluminescent Plants and Animals	Aitken, Stephen	1459837290	9781459837294		No
Jr. High	Haunted USA: Spine-Tingling Stories from the Land of the Really, Really Brave	Alexander, Heather	0711297363	9780711297364		No
Jr. High	All in a Drop: How Antony Van Leeuwenhoek Discovered an Invisible World	Alexander, Lori	0358569753	9780358569756	9780800001292	No
Jr. High	Immense World (Young Readers Edition): How Animals Sense Earth's Amazing Secrets	Anderson, AnnMarie and Yong, Ed	0593810880	9780593810880		No
Jr. High	Becoming Prince Charming	Bailey, Loren	1541525701	9781541525702		No
Jr. High	Middle School Bites	Banks, Steven	0823447456	9780823447459	9780800041533	No
Jr. High	Night of the Vam-Wolf-Zom	Banks, Steven	0823454517	9780823454518	9780800041571	No
Jr. High	Out for Blood	Banks, Steven	0823454177	9780823454174	9780800041557	No
Jr. High	Tom Bites Back	Banks, Steven	0823454169	9780823454167	9780800041540	No
Jr. High	Across so Many Seas	Behar, Ruth.	0593323424	9780593323427	9780800090579	No
Jr. High	Bundesliga	Bowman, Chris		9798893040210		No

Public Review: September 8, 2025 - October 7, 2025

Board Meeting Date: October 8, 2025

NOTE: We request the approval of titles to include authorization to purchase alternate ISBNs of the same title and author.

Board Workshop: October 1, 2025

Board Meeting: October 8, 2025

List of books to be considered for October 8, 2025 Board Meeting

School Level	TITLE	AUTHOR	ISBN-10	ISBN-13	ISBN-PB	In Current Library Collection
Jr. High	Dating and Dragons	Boyce, Kristy	0593899202	9780593899205	9780800077068	No
Jr. High	Deep State Conspiracy: Does It Exist?	Braun, Eric	0756562287	9780756562281		No
Jr. High	Big Pharma and the Opioid Epidemic: From Vicodin to Heroin	Braun, Eric Mark	0756564115	9780756564117		No
Jr. High	Brink of Extinction: Can We Stop Nature's Decline?	Braun, Eric Mark	0756566193	9780756566197		No
Jr. High	Surviving Social Media: Shut Down the Haters	Braun, Eric Mark	0756566207	9780756566203		No
Jr. High	Notebook Keeper: A Story of Kindness from the Border	Briseño, Stephen	0593307054	9780593307052	9780800036614	No
Jr. High	Hill: Inside the Secret World of the U. S. Capitol	Brower, Kate Andersen	0063229315	9780063229310		No
Jr. High	Eating to Save the Planet	Broyles, Anne	0823452263	9780823452262		No
Jr. High	Best Babysitters Ever	Cala, Caroline	0358547652	9780358547655	9780800073213	No
Jr. High	Good, the Bad, and the Bossy	Cala, Caroline	1328850900	9781328850904	9780780474055	No
Jr. High	Miss Impossible	Cala, Caroline	1328850919	9781328850911	9780780474062	No
Jr. High	Fazbear Frights V 2: Graphic Novel Collection	Cawthon, Scott	1338792709	9781338792706	9780800033132	No
Jr. High	Fazbear Frights V 3: Graphic Novel Collection	Cawthon, Scott	1338860429	9781338860429	9780800048976	No
Jr. High	Fazbear Frights V 4: Graphic Novel Collection	Cawthon, Scott	1339005301	9781339005300	9780800054472	No
Jr. High	Fazbear Frights V 1: Graphic Novel Collection	Cawthon, Scott and Cooper, Elley	1338792695	9781338792690		No
Jr. High	Fazbear Frights V 5: Graphic Novel Collection	Cawthon, Scott and Cooper, Elley	1546109633	9781546109631		No
Jr. High	How to Draw a Secret	Chang, Cindy	0358659663	9780358659662		No
Jr. High	Finding Mighty	Chari, Sheela	1419734792	9781419734793	9780780448544	Elementary/High School
Jr. High	Other Side of Tomorrow	Cho, Tina	0063011085	9780063011083		No
Jr. High	Royal Treatment	Coleman, K. R.	1541525728	9781541525726		No
Jr. High	Confessions of a Class Clown	Costner, Arianne	0593118731	9780593118733	9780800049669	No
Jr. High	Innovative Octopuses, Half-Brained Birds, and More Animals with Magnificent Minds	Couch, Christina	1536229725	9781536229721		No
Jr. High	Autumn	Crilley, Mark	0060846186	9780060846183	9780605153158	No
Jr. High	Winter	Crilley, Mark	0060846194	9780060846190		No
Jr. High	Cross My Heart and Never Lie	Dåsnes, Nora	1662640579	9781662640575	9780800060565	No
Jr. High	Save Our Forest!	Dåsnes, Nora	1662640749	9781662640742	9780800065027	No
Jr. High	School for Invisible Boys	David Hutchinson, Shaun	0593646320	9780593646328	9780800084158	No
Jr. High	World Without Summer: A Volcano Erupts, a Creature Awakens, and the Sun Goes Out	Day, Nicholas	0593643879	9780593643877		No
Jr. High	Alex and Eliza	de la Cruz, Melissa	1524739642	9781524739645	9780780468818	High School

186

Public Review: September 8, 2025 - October 7, 2025

Board Meeting Date: October 8, 2025

NOTE: We request the approval of titles to include authorization to purchase alternate ISBNs of the same title and author.

Board Workshop: October 1, 2025

Board Meeting: October 8, 2025

List of books to be considered for October 8, 2025 Board Meeting

School Level	TITLE	AUTHOR	ISBN-10	ISBN-13	ISBN-PB	In Current Library Collection
Jr. High	Phenomenal AOC: The Roots and Rise of Alexandria Ocasio-Cortez	Denise, Anika Aldamuy	0063113740	9780063113749	9780800025830	No
Jr. High	Meet Me at Wonderland	DeVillers, Julia	1665964243	9781665964241	9780800083601	No
Jr. High	10 Blind Dates	Elston, Ashley	1368045251	9781368045254	9780780499850	High School
Jr. High	Graystripe's Vow	Erin, Hunter	006296304X	9780062963048	9780800003395	No
Jr. High	Boogie Boogie, Y'all	Esperanza, C. G.	0062976222	9780062976222	9780800024529	No
Jr. High	Love Stories	Eulberg, Elizabeth	154617673X	9781546176732	9780847902576	No
Jr. High	Ambush at Sorato	Flanagan, John	0593463870	9780593463871		No
Jr. High	Arazan's Wolves	Flanagan, John	0593463862	9780593463864	9780800072360	No
Jr. High	Escape from Falaise	Flanagan, John	0593113497	9780593113493	9780800023836	No
Jr. High	Missing Prince	Flanagan, John F.	0593113462	9780593113462	9780800007720	No
Jr. High	Is It Real? the Loch Ness Monster	Fleming, Candace	1546110283	9781546110286		No
Jr. High	Write to Me: Letters from Japanese American Children to the Librarian They Left Behind	Grady, Cynthia	1623541115	9781623541118	9780780474376	No
Jr. High	Cruzita and the Mariacheros	Granillo, Ashley		9798765608500	9780800085094	No
Jr. High	Refugee	Gratz, Alan	1338733966	9781338733969	9780800094874	No
Jr. High	Oasis	Guojing	1250818370	9781250818379		No
Jr. High	Coming Together on 9/11	Hamen, Susan E.	1503889149	9781503889149		No
Jr. High	Survivors on 9/11	Hamen, Susan E.	1503889114	9781503889118		No
Jr. High	Reporters on 9/11	Havemeyer, Janie	1503889130	9781503889132		No
Jr. High	Alebrijes	Higuera, Donna Barba	1646145216	9781646145218	9780800082406	High School
Jr. High	Last Cuentista	Higuera, Donna Barba	1646144120	9781646144129	9780800053376	Jr. High/High School
Jr. High	Lu and Ren's Guide to Geozoology	Hsieh, Angela	0063207893	9780063207899		No
Jr. High	Crookedstar's Promise	Hunter, Erin	0061980994	9780061980992	9780605797055	Jr. High
Jr. High	Crowfeather's Trial	Hunter, Erin	0062698788	9780062698780	9780780459076	No
Jr. High	Hawkwing's Journey	Hunter, Erin	0062467700	9780062467706	9780605992405	Elementary/Jr. High School
Jr. High	Ivypool's Heart	Hunter, Erin	0063357364	9780063357365	9780800066833	No
Jr. High	Leopardstar's Honor	Hunter, Erin	0062963082	9780062963086	9780800026769	Elementary
Jr. High	Moth Flight's Vision	Hunter, Erin	0062291491	9780062291493	9780605952195	Elementary/Jr. High School
Jr. High	Onestar's Confession	Hunter, Erin	0063050471	9780063050471	9780800043841	No
Jr. High	Riverstar's Home	Hunter, Erin	0063050544	9780063050549	9780800066840	No
Jr. High	StormClan's Folly	Hunter, Erin	0063357410	9780063357419	9780800093273	No
Jr. High	Blood in the Water	Jackson, Tiffany D.	1338849913	9781338849912		No

187

Public Review: September 8, 2025 - October 7, 2025

Board Meeting Date: October 8, 2025

NOTE: We request the approval of titles to include authorization to purchase alternate ISBNs of the same title and author.

Board Workshop: October 1, 2025

Board Meeting: October 8, 2025

List of books to be considered for October 8, 2025 Board Meeting

School Level	TITLE	AUTHOR	ISBN-10	ISBN-13	ISBN-PB	In Current Library Collection
Jr. High	Doomsday Detectives: How Walter and Luis Alvarez Solved the Mystery of Dinosaur Extinction	Jenson-Elliott, Cindy	1643791095	9781643791098		No
Jr. High	Cracking the Code: The Human Quest to Uncover Secrets	Kehoe, Rachel	1459839595	9781459839595		No
Jr. High	Song for a Whale	Kelly, Lynne	1524770264	9781524770266	9780780468429	Jr. High
Jr. High	Fort	Korman, Gordon	1338629166	9781338629163	9780800076535	No
Jr. High	Old School	Korman, Gordon	0063238144	9780063238145		No
Jr. High	Behind the Scenes with Batman	Korte, Steve	1669064123	9781669064121		No
Jr. High	Do You Believe in Magic?: The Search for Wonder, from Sorcery to Science	Krantz, Laura	1419758225	9781419758225		No
Jr. High	Chickenpox	Lai, Remy	1250863309	9781250863300		No
Jr. High	Very Bad at Math	Larson, Hope	0063311291	9780063311299		No
Jr. High	Hero Trial	Larwood, Kieran		9798887771410	9780800077532	No
Jr. High	Ocean Chase	Larwood, Kieran		9798887771847	9780800095703	No
Jr. High	Sky Battles	Larwood, Kieran		9798887771434	9780800077549	No
Jr. High	Octopus Ocean: Geniuses of the Deep	Leiren-Young, Mark	1459838955	9781459838956		No
Jr. High	Climate Is Just the Start: How We Can Stop the Climate Crisis and Start Building a Better World for Every	Loach, Mikaela	0593897323	9780593897324		No
Jr. High	Citizens Imprisoned: Japanese Internment Camps	Loh-Hagan, Virginia	153415941X	9781534159419		No
Jr. High	Catching Cryptids: The Scientific Search for Mysterious Creatures	Long, Kim	0762485752	9780762485758		No
Jr. High	Too Bright to See	Lukoff, Kyle	0593111176	9780593111178	9780800023898	Jr. High/High School
Jr. High	Children in Japanese American Confinement Camps	MacCarald, Clara	1635178754	9781635178753		No
Jr. High	9/11 Terrorist Attacks: A Day That Changed America	Maranville, Amy	1663905916	9781663905918		No
Jr. High	Holiday Switch	Marcelo, Tif	0593379551	9780593379554		No
Jr. High	Great Narwhal Rescue: Saving the Arctic Ocean's Narwhals	Markle, Sandra		9798765610169		No
Jr. High	Time of Legends: The Story of Two Fearless Wolves- -And One Rebel	McIntyre, Rick and Poulsen, David	1778401937	9781778401930		No
Jr. High	Living Through the Post 9-11 Era	McNeilly, Linden	1641565462	9781641565462	9780780430051	No
Jr. High	Bye Forever, I Guess	Meadows, Jodi	0823456382	9780823456383	9780800089993	No

Public Review: September 8, 2025 - October 7, 2025

Board Meeting Date: October 8, 2025

NOTE: We request the approval of titles to include authorization to purchase alternate ISBNs of the same title and author.

Board Workshop: October 1, 2025

Board Meeting: October 8, 2025

List of books to be considered for October 8, 2025 Board Meeting

School Level	TITLE	AUTHOR	ISBN-10	ISBN-13	ISBN-PB	In Current Library Collection
Jr. High	American Revolution	Messner, Kate	0593120469	9780593120460	9780780496699	Elementary/Jr. High School
Jr. High	Ancient Egypt	Messner, Kate	0593902335	9780593902332	9780847902071	No
Jr. High	Christopher Columbus and the Taino People	Messner, Kate	059356426X	9780593564264	9780800038397	No
Jr. High	Earth Day and the Environment	Messner, Kate	0593705300	9780593705308	9780800092009	No
Jr. High	Titanic	Messner, Kate	0593120434	9780593120439	9780780488151	Elementary/Jr. High School/High School
Jr. High	Women's Right to Vote	Messner, Kate	0593120345	9780593120347	9780605004559	Elementary/Jr. High School/High School
Jr. High	Break	Miller, Kayla	0358414229	9780358414223	9780800038052	Jr. High
Jr. High	Case of the Contraband Closet	Moldavsky, Goldy	0593813766	9780593813768		No
Jr. High	Seven and a Half Tons of Steel: A Post-9/11 Story of Hope and Transformation	Nolan, Janet	1682633284	9781682633281	9780800010331	No
Jr. High	Turning Twelve	Ormsbee, Kathryn	0593650077	9780593650073	9780800059071	No
Jr. High	Golden Frog Games	Ortega, Claribel A.	1338745808	9781338745801	9780800065218	No
Jr. High	House of Elephants	Ortega, Claribel A.	1338853856	9781338853858	9780800079819	No
Jr. High	Scepter of Memories	Ortega, Claribel A.	1546145311	9781546145318		No
Jr. High	Witchlings	Ortega, Claribel A.	1338745530	9781338745535	9780800034818	No
Jr. High	Between Two Skies	O'Sullivan, Joanne	1536206385	9781536206388	9780780439009	Jr. High/High School
Jr. High	Japanese American Internment: Prisoners in Their Own Land	Otfinoski, Steven	154357257X	9781543572575		No
Jr. High	Tumble	Pérez, Celia C.	0593325184	9780593325186	9780800037338	Jr. High/High School
Jr. High	Crush	Quin, Tegan and Quin, Sara	0374313040	9780374313043	9780800070731	No
Jr. High	Citizen Heroes on 9/11	Rea, Amy C.	1503889106	9781503889101		No
Jr. High	Danger Files: Real-Life Disasters	Redding, Anna	1536213411	9781536213416		No
Jr. High	Microbes to the Rescue: Using Bacteria, Algae and Fungi to Clean up the Planet	Ridge, Yolanda	1459839137	9781459839137		No
Jr. High	Doodles from the Boogie Down	Rodriguez, Stephanie	045148066X	9780451480668	9780800049997	No
Jr. High	Noble Cause	SaBerre, Kristen	1541525698	9781541525696		No
Jr. High	La luna dentro de mi	Salazar, Aida	1338631063	9781338631067	9780605029088	No
Jr. High	Moon Within	Salazar, Aida	1338283383	9781338283389	9780605027763	No
Jr. High	Una Semilla Al Sol	Salazar, Aida	1644736268	9781644736265	9780847901999	No
Jr. High	Scat: The Incredible Science of Wildlife Poop	Sanchez, Anita	0823456188	9780823456185		No
Jr. High	Apollo 8: The Mission That Changed Everything	Sandler, Martin W.	0763694894	9780763694890		No

Public Review: September 8, 2025 - October 7, 2025

Board Meeting Date: October 8, 2025

NOTE: We request the approval of titles to include authorization to purchase alternate ISBNs of the same title and author.

Board Workshop: October 1, 2025

Board Meeting: October 8, 2025

List of books to be considered for October 8, 2025 Board Meeting

School Level	TITLE	AUTHOR	ISBN-10	ISBN-13	ISBN-PB	In Current Library Collection
Jr. High	Imprisoned: The Betrayal of Japanese Americans During World War II	Sandler, Martin W.	1547604697	9781547604692	9780780474994	High School
Jr. High	Amber & Dusk	Selene, Lyra	1338569910	9781338569919		Jr. High
Jr. High	Diamond & Dawn	Selene, Lyra	1338547593	9781338547597		No
Jr. High	Paper Wishes	Sepahban, Lois	1250104149	9781250104144	9780605969889	No
Jr. High	Sky Was My Blanket: A Young Man's Journey Across Wartime Europe	Shulevitz, Uri	0374392463	9780374392468		No
Jr. High	How the Ghost Army Hoodwinked Hitler: The Story of American Artistry and Deception in World War II	Siegel, Rebecca	1682637581	9781682637586		No
Jr. High	You Are Eating Plastic Every Day: What's in Our Food?	Smith-Llera, Danielle	0756561744	9780756561741		No
Jr. High	Flower: Which Bloom Spells Doom?	Spicer Rice, Eleanor	1324082747	9781324082743	9780800090524	No
Jr. High	Nimona	Stevenson, Noelle	0062278223	9780062278227	9780605938380	Jr. High/High School
Jr. High	Drop Dead Gorgeous	Stine, R.L.	0062694294	9780062694294		No
Jr. High	Wrong Girl	Stine, R.L.	0062694278	9780062694270		No
Jr. High	Little Moons	Storm, Jen and Villiger, Nickolej	1774921073	9781774921074		No
Jr. High	Outsider Kids	Tang, Betty C.	1338832727	9781338832723		No
Jr. High	Atlas Obscura Explorer's Guide to Inventing the World	Thuras, Dylan and Swanson, Jennifer	1523516887	9781523516889		No
Jr. High	Never Silent: A Hiroshima Survivor's Story	Thurlow, Setsuko and Lowinger, Kathy	1773219855	9781773219851		No
Jr. High	Land of Books: Dreams of Young Mexihcah Word Painters	Tonatiuh, Duncan	1419749420	9781419749421	9780800036577	No
Jr. High	Trapped Underground	Turner, Myra Faye	1669082288	9781669082286		No
Jr. High	My Sister the Werebeast	Tysoe, Alina	125089669X	9781250896698		No
Jr. High	Dog Trouble	Varner, Kristin	1250225906	9781250225900		No
Jr. High	Prince and the Dressmaker	Wang, Jen	162672363X	9781626723634	9780780444652	Jr. High/High School
Jr. High	Stargazing	Wang, Jen	125018388X	9781250183880	9780780462328	Elementary/Jr. High School
Jr. High	In Real Life	Wang, Jen and Doctorow, Cory	1250144280	9781250144287	9780780400610	High School
Jr. High	Spices and Spuds: How Plants Made Our World	Warner, Andy	0316498262	9780316498265		No
Jr. High	Enemy Child: The Story of Norman Mineta, a Boy Imprisoned in a Japanese American Internment Camp During World War II	Warren, Andrea	0823450023	9780823450022	9780800006198	High School

Public Review: September 8, 2025 - October 7, 2025

Board Meeting Date: October 8, 2025

NOTE: We request the approval of titles to include authorization to purchase alternate ISBNs of the same title and author.

Board Workshop: October 1, 2025

Board Meeting: October 8, 2025

List of books to be considered for October 8, 2025 Board Meeting

School Level	TITLE	AUTHOR	ISBN-10	ISBN-13	ISBN-PB	In Current Library Collection
Jr. High	Vanishing of Lake Peigneur: A Graphic Novel Based on a True Story	Wolf, Allan	1536217433	9781536217438		No
Jr. High	Power to the Parasites!	Wood, Chelsea L.	1250833981	9781250833983		No
Jr. High	Many Misfortunes of Eugenia Wang	Yan, Stan	1665943335	9781665943338		No
High School	Aarzu All Around	Abbas, Marzieh	1665970413	9781665970419		No
High School	Sheepdogs: A Novel	Ackerman, Elliot		9780593803868		No
High School	Children of Anguish and Anarchy	Adeyemi, Tomi	1250171016	9781250171016	9780800059293	No
High School	Amelia, If Only	Albertalli, Becky	0063045923	9780063045927		No
High School	Rosa by Any Other Name	Alcaraz, Hailey	0593525574	9780593525579		No
High School	Almost Sunset	Algarmi, Wahab	0063355671	9780063355675		No
High School	Almost Sunset	Algarmi, Wahab	0063355663	9780063355668	9780800086817	No
High School	Fledgling	Ali, S. K.	0593531248	9780593531242		No
High School	Dive	Anderson, John David	0063279363	9780063279360		No
High School	I Am Made of Death	Andrew, Kelly	1546104488	9781546104483		No
High School	Beautiful and Terrible Murder	Andrews, Claire	0316575356	9780316575355		No
High School	Dak Prescott	Bach, Greg	1422249735	9781422249734		No
High School	Simone Biles	Bach, Greg	1422249514	9781422249512		No
High School	Travis Kelce	Bach, Greg	1422248747	9781422248744		No
High School	Glorious Rivals	Barnes, Jennifer Lynn	0316481319	9780316481311		No
High School	Like Water for Dragons	Barnett, Maija	1978597657	9781978597655		No
High School	AP English Language and Composition Premium, 2026: Prep Book with 8 Practice Tests + Online Practice	Barron's Educational Series, Barron's Educational	1506297056	9781506297057		No
High School	AP English Literature and Composition Premium, 2026: Prep Book with 8 Practice Tests + Online Practice	Barron's Educational Series, Barron's Educational	1506297072	9781506297071		No
High School	Shoot the Moon	Beam, Matt	1459839633	9781459839632		No
High School	Caitlin Clark	Beckett, Korey	1422249492	9781422249499		No
High School	House of Found Objects	Beckett-King, Jo	166596717X	9781665967174		No
High School	Angelica: For Love and Country in a Time of Revolution	Beer, Molly		9781324050216		No
High School	Stella Rising	Belgue, Nancy	1459825624	9781459825628		No
High School	Lost Women of Science	Bellows, Melina Gerosa and Hafner, Katie	0593896718	9780593896716		No

Public Review: September 8, 2025 - October 7, 2025

Board Meeting Date: October 8, 2025

NOTE: We request the approval of titles to include authorization to purchase alternate ISBNs of the same title and author.

Board Workshop: October 1, 2025

Board Meeting: October 8, 2025

List of books to be considered for October 8, 2025 Board Meeting

School Level	TITLE	AUTHOR	ISBN-10	ISBN-13	ISBN-PB	In Current Library Collection
High School	Messenger: The Legend of Muhammad Ali	Bernardin, Marc	1250881633	9781250881632	9780800062071	No
High School	Up in Smoke	Brooks, Nick	1250359937	9781250359933		No
High School	83 Days in Mariupol: A War Diary	Brown, Don	0063311569	9780063311565	9780800056728	No
High School	More Than Anger	Bruce, Lexi	1538382644	9781538382646		No
High School	True Life in Uncanny Valley	Caletti, Deb	059370861X	9780593708613		No
High School	Another Miserable Love Song	Carter, Brooke	1459833090	9781459833098		No
High School	Star Eaters	Carter, Brooke	1459834674	9781459834675	9780800039653	No
High School	Girls with Goals: How Women's Soccer Took over the World	Castro-Malaspina, Clelia	1836001894	9781836001898		No
High School	I Am the Swarm	Chewins, Hayley	059362386X	9780593623862		No
High School	Chiara in the Dark	Chhabra, Maya	1978595948	9781978595941		No
High School	Rules Have Changed	Choyce, Lesley	1459826825	9781459826823		No
High School	Thing You're Good At	Choyce, Lesley	1459828429	9781459828421		High School
High School	This Indian Kid: A Native American Memoir	Chuculate, Eddie	1338802089	9781338802085		No
High School	Bacteriology	Claybourne, Anna	1499454678	9781499454673		No
High School	Bacteriology	Claybourne, Anna	149945466X	9781499454666		No
High School	Black Birds in the Sky: The Story and Legacy of the 1921 Tulsa Race Massacre	Colbert, Brandy	0063056674	9780063056671	9780800025939	No
High School	Carol Gilligan and the Search for Voice	Cole, Bill	1433843536	9781433843532		No
High School	Sunrise on the Reaping	Collins, Suzanne	1546171460	9781546171461	9780800052225	No
High School	Daughter of the Underworld	Corr, Katharine and Corr, Elizabeth	1536244538	9781536244533		No
High School	Where the Heart Should Be	Crossan, Sarah	0063384914	9780063384910		No
High School	Digital Literacy: What Is It and Why Does It Matter?	Currie, Stephen	1678205346	9781678205348		No
High School	Hi-Tech Jobs in Medical Technology	Currie-McGhee, L. K.	1678207047	9781678207045		No
High School	Caitlin Clark: Basketball Superstar and Inspiration for a New Generation	Currie-McGhee, Leanne	1678210005	9781678210007		No
High School	Teen Guide to Life Skills	Currie-McGhee, Leanne	1678207748	9781678207748		No
High School	Soulmatch	Danzenbaker, Rebecca	1665963700	9781665963701		No
High School	Silent Sister	Davidhizar, Megan	059370567X	9780593705674	9780800081942	Jr. High
High School	Such Great Heights: The Complete Cultural History of the Indie Rock Explosion	DeVile, Chris		9781250363381		No
High School	Racing Hearts	Di Lorenzo, Melinda Anne	1459836804	9781459836808	9780800039707	No
High School	Beastly Beauty	Donnelly, Jennifer	133880944X	9781338809442		No

Public Review: September 8, 2025 - October 7, 2025

Board Meeting Date: October 8, 2025

NOTE: We request the approval of titles to include authorization to purchase alternate ISBNs of the same title and author.

Board Workshop: October 1, 2025

Board Meeting: October 8, 2025

List of books to be considered for October 8, 2025 Board Meeting

School Level	TITLE	AUTHOR	ISBN-10	ISBN-13	ISBN-PB	In Current Library Collection
High School	Boxed Out	Duncan, J. B.		9798765611371		No
High School	Messi Mania: The Ultimate Story of the World's Greatest Soccer Star	Echegaray, Luis Miguel	1836001207	9781836001201		No
High School	Wild Dreamers	Engle, Margarita	1665939761	9781665939768	9780800084745	High School
High School	Design Thinking: A Guide to Innovation	Estes, Fred		9798765608005		No
High School	Goodbye, My Princess	Fei Wo Si Cun, Fei Wo and Tianshu	1665971045	9781665971041		No
High School	Pariah: A Novel	Fesperman, Dan		9780593802243		No
High School	Big Bangs and Black Holes: A Graphic Novel Guide to the Universe	Francfort, Jeremie and HERJI	3907293754	9783907293751		No
High School	Submersed: Wonder, Obsession, and Murder in the World of Amateur Submarines	Frank, Matthew Gavin		9780593700952		No
High School	Mysterious Virginia Hall: World War II's Most Dangerous Spy	Friddell, Claudia	1662680597	9781662680595		No
High School	Beyond the Board: The Untold Story of the World's Most Daring Big Wave Surfer	Gabeira, Maya	1419760025	9781419760020		No 193
High School	Most Perilous World: The True Story of the Young Abolitionists and Their Crusade Against Slavery	Gaddy, Kristina R.	0593855523	9780593855522		No
High School	Nefarious Nights of Willowweep Manor	Garrity, Shaenon K.	1665930160	9781665930161	9780800083618	No
High School	Nefarious Nights of Willowweep Manor	Garrity, Shaenon K.	1665930179	9781665930178		No
High School	Predatory Natures	Goldsmith, Amy	0593814347	9780593814345	9780800089603	No
High School	Predatory Natures	Goldsmith, Amy	0593814312	9780593814314		No
High School	10 Things I Hate About Prom	Gonzalez Rose, Elle	0593705203	9780593705209	9780800061371	No
High School	Meadowbrook Murders	Goodman, Jessica	0593698711	9780593698716		No
High School	How to Survive Your Parents: A Teen's Guide to Thriving in a Difficult Family	Goodman, Shawn	0593697529	9780593697528		No
High School	Sky's End	Gregson, Marc J.	1682638065	9781682638064	9780800086633	No
High School	How to Manage Your Eco-Anxiety: An Empowering Guide for Young People	Grose, Anouchka	1419771361	9781419771361		No
High School	Freedom Seeker	Gupta, Ruchira	1339012421	9781339012421		No
High School	Allure of the Multiverse: Extra Dimensions, Other Worlds, and Parallel Universes	Halpern, Paul	154160217X	9781541602175		No
High School	Always and Forever, Lara Jean	Han, Jenny	1481430491	9781481430494	9780780403895	Jr. High/High School
High School	Milk Without Honey	Harms, Hanna	195149136X	9781951491369		No
High School	Among Ghosts	Hartman, Rachel	0593813758	9780593813751		No

Public Review: September 8, 2025 - October 7, 2025

Board Meeting Date: October 8, 2025

NOTE: We request the approval of titles to include authorization to purchase alternate ISBNs of the same title and author.

Board Workshop: October 1, 2025

Board Meeting: October 8, 2025

List of books to be considered for October 8, 2025 Board Meeting

School Level	TITLE	AUTHOR	ISBN-10	ISBN-13	ISBN-PB	In Current Library Collection
High School	Among Ghosts	Hartman, Rachel	0593813723	9780593813720		No
High School	This Is Where We Die	He, Cindy R. X.	1728293421	9781728293424		No
High School	Stay Dead	Henry, April	0316480398	9780316480390	9780800082215	No
High School	When We Go Missing	Henry, April	0316479993	9780316479998		No
High School	Be a Veterinary Technician	Henzel, Cynthia Kennedy	1678211265	9781678211264		No
High School	Meet Me on Love Street	Heron, Farah	1665957573	9781665957571		No
High School	Deathly Compendium of Poisonous Plants: Wicked Weeds and Sinister Seeds	Hirsch, Rebecca E.	1728493285	9781728493282		No
High School	The Beast in the Clouds: The Roosevelt Brothers' Deadly Quest to Find the Mythical Giant Panda	Holt, Nathalia		9781668027745		No
High School	Exploring Environmental Sciences Careers	Howard, Sherry		9798765644188		No
High School	Defiant: Growing up in the Jim Crow South	Hudson, Wade	0593126351	9780593126356		High School
High School	Tempest	Ibura, K.	0063081032	9780063081031		No
High School	Unfinished	Isaacs, Cheryl	0063287382	9780063287389		No
High School	Great Misfortune of Stella Sedgwick	Isabelle, S.	1335006966	9781335006967		No
High School	Reappearance of Rachel Price	Jackson, Holly	0593374207	9780593374207	9780800078898	High School
High School	Adventures of Mary Jane	Jahren, Hope	0593484142	9780593484142	9780800086848	No
High School	Spirit Sleuths: How Magicians and Detectives Exposed the Ghost Hoaxes	Jarrow, Gail	1662680236	9781662680236		No
High School	Lilac and the Switchback	Jensen, Cordelia	0823458326	9780823458325		No
High School	Blossoming Summer	Johnson, Anna Rose	0823458539	9780823458530		No
High School	Color of a Lie	Johnson, Kim	0593118839	9780593118832	9780800082291	High School
High School	Titan of the Stars	Johnston, E. K.	1774884089	9781774884089		No
High School	This Thing of Ours	Joseph, Frederick	1536233463	9781536233469		No
High School	Bad Creek	June, Peyton	1324082933	9781324082934		No
High School	On Again, Awkward Again	Kelly, Erin Entrada and Mbalia, Kwame	1419775634	9781419775635		No
High School	Tiger Slayer: The Extraordinary Story of Nur Jahan, Empress of India	Lal, Ruby	132403033X	9781324030331		No
High School	No Place Left to Hide	Lally, Megan	1728270146	9781728270142		No
High School	Murder Between Friends	Lawson, Liz	059330103X	9780593301036		No
High School	Kill Her Twice	Lee, Stacey	0593532058	9780593532058	9780800087265	High School
High School	It Won't Ever Be the Same: A Teen's Guide to Grief and Grieving	Leigh, Korie Ph.D.		979888543842		No

Public Review: September 8, 2025 - October 7, 2025

Board Meeting Date: October 8, 2025

NOTE: We request the approval of titles to include authorization to purchase alternate ISBNs of the same title and author.

Board Workshop: October 1, 2025

Board Meeting: October 8, 2025

List of books to be considered for October 8, 2025 Board Meeting

School Level	TITLE	AUTHOR	ISBN-10	ISBN-13	ISBN-PB	In Current Library Collection
High School	Bark Twice for Murder	Lekich, John	1459841484	9781459841482	9780800090968	No
High School	Spell to Wake the Dead	Lesperance, Nicole	0593856333	9780593856338		No
High School	Never Thought I'd End up Here	Liang, Ann	1546110674	9781546110675		No
High School	Becoming an Event Planner	Limnander, Armand	1982140429	9781982140427		No
High School	Dark Becomes Her	Lin, Judy I.	1368099130	9781368099134	9780800095086	No
High School	Influenced	Littman, Sarah Darer and Otis, Cindy L.	1339038269	9781339038261		No
High School	Festivals	Lombardi, Esther	1422242900	9781422242902		No
High School	Dragonfruit	Lucier, Makiia	0358272106	9780358272106	9780800084202	No
High School	Jalen Hurts	Luke, Andrew	1422248682	9781422248683		No
High School	Gloam	Mackay, Jack	0593693833	9780593693834		No
High School	Burning (Young Readers Edition): Black Wall Street and the Tulsa Race Massacre of 1921	Madigan, Tim	1250878640	9781250878649	9780800037635	No
High School	Ghost Runner	Malaspina, Ann	1978597746	9781978597747		No
High School	Float 1	Marchant, Kate	1546175245	9781546175247		No
High School	Float Vol. 1	Marchant, Kate		9781546175230		No
High School	Love, off the Record	Markum, Samantha	1665955732	9781665955737	9780800082178	No
High School	French Bulldog	Mason Crest	1422249433	9781422249437		No
High School	Golden Retriever	Mason Crest	1422249441	9781422249444		No
High School	Labrador Retriever	Mason Crest	142224945X	9781422249451		No
High School	Siberian Husky	Mason Crest	1422249468	9781422249468		No
High School	Mamie Phipps Clark, Champion for Children	Mawhinney, Lynnette	1433830485	9781433830488		No
High School	Bad Graces	McCauley, Kyrie	0063243091	9780063243095		No
High School	Such Charming Liars	McManus, Karen M.	0593485084	9780593485088	9780800082246	High School
High School	Story of My Anger	Mendez, Jasminne	0593531876	9780593531877		No
High School	Short Second Life of Bree Tanner: An Eclipse Novella	Meyer, Stephenie	0316328510	9780316328517	9780800024703	Jr. High/High School
High School	To the Stars: The Story of NASA	Miller, Ron		9798765648063		No
High School	AI and Deception: Plagiarism, Deepfakes, and More	Mooney, Carla	1678210668	9781678210663		No
High School	Censorship: What Is It and How Does It Impact Society	Mooney, Carla	1678207268	9781678207267		No
High School	Careers in Animal Training and Care	Morkes, Andrew	1422249115	9781422249116		No
High School	This Is the Year	Munoz, Gloria	0823458369	9780823458363		No

Public Review: September 8, 2025 - October 7, 2025

Board Meeting Date: October 8, 2025

NOTE: We request the approval of titles to include authorization to purchase alternate ISBNs of the same title and author.

Board Workshop: October 1, 2025

Board Meeting: October 8, 2025

List of books to be considered for October 8, 2025 Board Meeting

School Level	TITLE	AUTHOR	ISBN-10	ISBN-13	ISBN-PB	In Current Library Collection
High School	Changeover: A Young Rivalry and a New Era of Men's Tennis	Nathan, Giri		9781668076248		No
High School	Climate of Chaos	Newbould, Cassandra	1682637573	9781682637579		No
High School	AP Art History Premium	Nici, John B.	1506288189	9781506288185		No
High School	Education	Nicole, Ashley	1422243893	9781422243893		No
High School	After We Burned	Nijkamp, Marieke	1728291208	9781728291208		No
High School	Hidden Systems: Water, Electricity, the Internet, and the Secrets Behind the Systems We Use Every Day	Nott, Dan	1984896040	9781984896049	9780800061883	High School
High School	Harmattan Season: A Novel	Onyebuchi, Tochi		9781250782977		No
High School	Lies on the Serpent's Tongue	Pearsall, Kate	0593531051	9780593531051		No
High School	Adoration of Jenna Fox	Pearson, Mary E.	0312594410	9780312594411	9780605197305	Jr. High/High School
High School	Boy from Clearwater: Book 1	Pei-Yun, Yu and King, Lin	1646142799	9781646142798		No
High School	Banned Together: Our Fight for Readers' Rights	Perez, Ashley Hope	082345830X	9780823458301		No
High School	Caribbean Art	Poupeye, Veerle	0500204780	9780500204788		No
High School	Aftershock	Prendergast, Gabrielle	1459837207	9781459837201	9780800039639	No
High School	Flash Flood	Prendergast, Gabrielle	1459838211	9781459838215	9780800069261	No
High School	Under Fire	Prendergast, Gabrielle	145983822X	9781459838222		No
High School	Queen's Spade	Raughley, Sarah	0063344386	9780063344389		No
High School	If Anything Happens to Me	Rice, Luanne	1338739530	9781338739534		No
High School	Extraordinary Disappointments of Leopold Berry	Riggs, Ransom	0593530942	9780593530948	9780800090128	No
High School	Wrath of the Triple Goddess	Riordan, Rick	136810763X	9781368107631		No
High School	AP European History Premium, 2025: Prep Book with 5 Practice Tests + Comprehensive Review + Online Practi	Roberts, Seth A.	1506291600	9781506291604		No
High School	Future Millionaires: A Young Person's Step-by-Step Guide to Making Wealth Happen	Rodgers, Rachel	0310158206	9780310158202		No
High School	Dark Tide	Rodman, Sean	1459837118	9781459837119	9780800039660	No
High School	Art Thieves	Rogers, Andrea	1646143787	9781646143788		No
High School	Girl You Know	Rose, Elle Gonzalez	1547616032	9781547616039		No
High School	American Spirits: The Famous Fox Sisters and the Mysterious Fad That Haunted a Nation	Rosenstock, Barb	1635928052	9781635928051		No
High School	Agriculture, Food, and Natural Resources	Saddleback Educational Publishing, Saddleback Educ	163889440X	9781638894407		No

Public Review: September 8, 2025 - October 7, 2025

Board Meeting Date: October 8, 2025

NOTE: We request the approval of titles to include authorization to purchase alternate ISBNs of the same title and author.

Board Workshop: October 1, 2025

Board Meeting: October 8, 2025

List of books to be considered for October 8, 2025 Board Meeting

School Level	TITLE	AUTHOR	ISBN-10	ISBN-13	ISBN-PB	In Current Library Collection
High School	Wings of Starlight	Saft, Allison	1368098452	9781368098458		No
High School	When the Bones Sing	Sain, Ginny Myers	059362548X	9780593625484		No
High School	Side Quest: A Visual History of Roleplaying Games	Sattin, Samuel and Steenz	0358616379	9780358616375	9780800085483	No
High School	Winter of the Dollhouse	Schlitz, Laura Amy	153623608X	9781536236088		No
High School	Light Enough to Float	Seal, Lauren	0593700147	9780593700143	9780800084370	No
High School	Unboxing of a Black Girl	Shante, Angela		9798890039538	9780800082475	No
High School	Breathe: A Guide to Managing Anxiety in a Turbulent World	Sheen, Barbara	1678210064	9781678210069		No
High School	Lady Sunflower: Stories, Songs, and Poems from the Desk of Kill. gertrude	Shuck-Sparer, Sierra	148672986X	9781486729869		No
High School	Diary of a Dying Girl: Adapted from Salt in My Soul	Smith, Mallory	0593647505	9780593647509	9780800056261	High School
High School	Candace, the Universe, and Everything	Smith, Sherri L.	1524737933	9781524737931		No
High School	American Wings: Chicago's Pioneering Black Aviators and the Race for Equality in the Sky	Smith, Sherri L. and Wein, Elizabeth	0593323998	9780593323991	9780800085230	No
High School	Victory. Stand! Raising My Fist for Justice	Smith, Tommie	1324052155	9781324052159	9780800033446	High School
High School	On the Bright Side	Sortino, Anna	0593697863	9780593697863	9780800084387	No
High School	Pickpocket	Spafford-Fitz, Karen	1459827988	9781459827981		No
High School	Our Infinite Fates	Steven, Laura	1250333881	9781250333889		No
High School	Every Borrowed Beat	Stewart, Erin	0593710665	9780593710661		No
High School	Dear Manny	Stone, Nic	0593308018	9780593308011	9780800077075	No
High School	Borrowing Basics: A Teen Guide to Credit and Debt	Suivski, Nicholas		9798765611340		No
High School	AP Computer Science Principles 2025: Practice AP Tests + AP Content Review + Digital Exams	Sway, Julie	126670809X	9781266708091		No
High School	What a Waste: 9 Ways to Fight Climate Change	Tam Wu, Karen	1459840445	9781459840447		No
High School	Dividing Sky	Tew, Jill	0593710355	9780593710357		No
High School	Princeton Review PSAT/NMSQT Prep 2025	The Princeton Review	0593517989	9780593517987		No
High School	Princeton Review AP Chemistry Premium Prep: 7 Practice Tests + Digital Practice Online + Content Review	The Princeton Review, The Princeton	0593518233	9780593518236		No
High School	Princeton Review AP Environmental Science Premium Prep: 4 Practice Tests + Digital Practice Online + Cont	The Princeton Review, The Princeton	0593518470	9780593518472		No

Public Review: September 8, 2025 - October 7, 2025

Board Meeting Date: October 8, 2025

NOTE: We request the approval of titles to include authorization to purchase alternate ISBNs of the same title and author.

Board Workshop: October 1, 2025

Board Meeting: October 8, 2025

List of books to be considered for October 8, 2025 Board Meeting

School Level	TITLE	AUTHOR	ISBN-10	ISBN-13	ISBN-PB	In Current Library Collection
High School	Princeton Review AP Physics 1 Premium Prep: 5 Practice Tests + Digital Practice Online + Content Review	The Princeton Review, The Princeton	0593518268	9780593518267		No
High School	Princeton Review AP World History Modern Premium Prep: 6 Practice Tests + Digital Practice Online + Conte	The Princeton Review, The Princeton	0593518594	9780593518595		No
High School	Just Kickin' It	Thompson, Julie	1459841018	9781459841017		No
High School	Name Your Mountain	Tingle, Tim	193905320X	9781939053206		No
High School	Unexpected Consequence of Bleeding on a Tuesday	Toney, Kelsey B.	0593811518	9780593811511		No
High School	Where Wolves Don't Die	Treuer, Anton	1646143817	9781646143818	9780800087524	No
High School	Heartbeat of Wounded Knee (Young Readers Adaptation)	Treuer, David	059320347X	9780593203477		No
High School	Solo Stan	Tucker, Talia	0593624785	9780593624784		No
High School	Under the Surface	Urban, Diana	0593625102	9780593625101	9780800082369	High School
High School	The Memory of the Ogisi	Utomi, Moses Ose		9781250849045		No
High School	Swans of Harlem: Five Black Ballerinas, a Legacy of Sisterhood, and Their Reclamation of a Groundbre	Valby, Karen	0593643569	9780593643563		No
High School	Two Sides to Every Murder	Valentine, Danielle	0593697049	9780593697047	9780800092610	High School
High School	Belle Starr: The Truth Behind the Wild West Legend	Wallis, Michael		9781631494772		No
High School	Black Girl You Are Atlas	Watson, Renee	0593461703	9780593461709	9780800084493	No
High School	Project Hail Mary	Weir, Andy	0593135229	9780593135228	9780800037444	No
High School	Steel and Spellfire	Weymouth, Laura E.	1665959754	9781665959759		No
High School	Modern Farming	Wheeler, Jill C.	1098295315	9781098295318		No
High School	Diwali and Other Hindu Celebrations	White, Kelly Anne	1678211087	9781678211080		No
High School	Bias in Education	Wiener, Gary	1534509844	9781534509849		No
High School	Blood at the Root	Williams, LaDarrion	0593711920	9780593711927		No
High School	Pretty Girl County	Wilson, Lakita	0593525647	9780593525647		No
High School	Doubling the Bounty	Wolf, Ryan	1978597711	9781978597716		No
High School	Doubling the Bounty	Wolf, Ryan	197859772X	9781978597723		No
High School	Songs for the Offseason	Wolf, Ryan	1978597444	9781978597440		No
High School	Wendy's Ever After	Wright, Julie	1639933875	9781639933877		No

Public Review: September 8, 2025 - October 7, 2025

Board Meeting Date: October 8, 2025

NOTE: We request the approval of titles to include authorization to purchase alternate ISBNs of the same title and author.

Board Workshop: October 1, 2025

Board Meeting: October 8, 2025

List of books to be considered for October 8, 2025 Board Meeting

School Level	TITLE	AUTHOR	ISBN-10	ISBN-13	ISBN-PB	In Current Library Collection
High School	Wendy's Ever After	Wright, Julie		9781649333582		No
High School	Bodyguard Unit: Edith Garrud, Women's Suffrage, and Jujitsu	Xavier, Clement		9798765607473	9780800056780	No
High School	Ours to Tell: Reclaiming Indigenous Stories	Yellowhorn, Eldon and Lowinger, Kathy	1773219537	9781773219530		No
High School	Sunrise Nights	Zentner, Jeff and Cavallaro, Brittany	0063324547	9780063324541	9780800092344	No

Public Review: September 8, 2025 - October 7, 2025

Board Meeting Date: October 8, 2025

NOTE: We request the approval of titles to include authorization to purchase alternate ISBNs of the same title and author.

Board Workshop: October 1, 2025
Board Meeting: October 8, 2025

SUBJECT: Final Completion, Less Betterment Fund Allowance, Less Liquidated Damages, and Final Payment for the Mission CISD District-Wide Roofing Repairs for the Mission CISD Annex Building – EGV Architects

PRESENTER: Rick Rivera, Assistant Superintendent for Operations

BACKGROUND INFORMATION

Due to a severe hailstorm that occurred on April 21, 2023, and a severe windstorm that occurred on April 28, 2023, many of our campus and support services buildings were damaged to different extents. The District utilized the Job Ordering Contract to remediate and/or repair damage to District property that needed immediate repairs.

The Risk Management Department, along with the Business and Finance Department, immediately contacted our insurance carrier, Property Casualty Alliance of Texas, and have continued to work with them on our claims. Sedgwick Adjusters mobilized several adjusters and conducted inspections on all district buildings, climbing on top of all buildings and inspecting roofs and equipment mounted on the roofs.

Ms. Sylvia Cruz and Mr. Garcia have continued to work on the claims reimbursement in order to begin the repairs. Damage from both storms varied from very minor to major roof damage. At the maintenance department, part of the roof structure was completely torn away.

Estimated reimbursement per event:

Hail Storm April 21, 2023:	\$7,694,374.83
Wind Storm April 28, 2023:	\$1,033,003.78
Deductible #1:	\$ (100,000.00)
Deductible #2:	<u>\$ (100,000.00)</u>
Est. Reimbursement:	\$8,527,379.00

Administration has been working closely with the insurance adjuster for an assessment of the damage to the roofs and other structures at campuses and several departments for the needed repairs, thus we present the approval of Project, Proposed Budget, and Request for Qualifications (RFQ's) for Professional Design Services for the Mission CISD Districtwide Roofing Repairs.

Repairs will be prioritized by safety and by damage, not all projects may require extensive or outside vendor repairs, and not all projects listed may be able to be completed with the estimated total claims reimbursement funds.

If approved by the Board of Trustees, the Purchasing Department will proceed with advertisements for this project. Request for Qualifications (RFQ's) will be advertised for professional design services, and Administration will schedule presentations to the Board for the selection. A ranking criteria will also need to be reviewed and approved.

Administration will use Competitive Sealed Proposals (CSPs) as the procurement method as approved by the Board of Trustees in the February 2021 Board of Trustees meeting. This method was approved as the primary default method for projects.

The Board of Trustees must take the necessary action in accordance with the Texas

Education Code 44.035, which consisted of the selection/designation of an architect and/or engineer to prepare construction documents for this project. The engineer and/or architect selected or designated will have full responsibility for complying with the Texas Engineering

Practice Act (Article 3271a, Vernon’s Texas Civil Statutes) or Chapter 478, Acts of the 45th Legislature, Regular Session, 1937 (Article 249a, Vernon’s Texas Civil Statutes) as applicable.

If the engineer or architect is not a full-time employee of the District, the Board must select the engineer or architect on the basis of demonstrated competence and qualifications as provided by Section 2254.004, Government Code. The selected architect/engineer, along with preparing construction documents, will be required to provide MCISD with an estimated project budget.

The preliminary timeline is to advertise for RFQ’s on or about October, with presentations to the Board of Trustees for evaluation and ranking in November, with possible selection and approval to enter into a design contract in December. The amount of the design contract for this project will exceed the Board approved On-call threshold, thus a request for RFQ’s.

Note: Due to the number of roof projects that may need to be designed and the need for a quick turn-around for required designs for the repairs, Administration may present to the Board of Trustees a recommendation of more than one design team. Roof projects may be divided into design packages.

Note: As per the Finance department “Wind and Hail Storm” insurance presentation at the Workshop, any listed project that indicates “Replace” indicates that the roof is a “Total Loss” and is to be replaced, and if not, that building is un-insurable. Should the roof be older than the year 2010, we would only receive the depreciation value. For any roof that is within a total reimbursement amount and not budgeted for that amount, the district will receive full reimbursement. Reimbursements are to include other fees as architect/engineering fees, any over-time fees, and any costs required to meet new building codes.

At the Regular Board of Trustees meeting held on September 13, 2023, the Board approved the Project, Proposed Budget, Request for Qualifications (RFQ’s) for Professional Design Services, and Ranking Criteria for the Mission CISD Districtwide Roofing Repairs.

Advertisements in the local newspapers were posted on October 04, 2023, and October 11, 2023. The process is for the submittals to be reviewed by the Purchasing Department Staff and the Administration Ranking Team to assure that firms meet the criteria based on demonstrated expertise, competence, and qualifications. The submission of RFQ’s was on October 19, 2023, and seven (7) proposals were received. The Administration ranking team reviewed and pre-ranked the RFQ’s on October 23, 2023, at 2 p.m.. After the review, Administration will then recommend the top two firms to be reviewed and ranked in order of selection. The ranking team consisted of Mr. Adrian Hernandez, Maintenance Director, Mr. Leandro Ochoa, Maintenance Coordinator, Mr. Adan Rivera, Assistant Maintenance Coordinator, Mr. Ricardo Rivera, Assistant Superintendent for Operations, and Ms. Daisy Cuevas, Purchasing Specialist, who served as the facilitator.

Administration will be presenting Approval to Enter Into Negotiations in the Order of Ranking for the Request for Qualifications (RFQ’s) for Professional Design Services for the Mission CISD Districtwide Roofing Repairs.

Note: The Board may select one or two firms for this project.

<u>FIRMS</u>	<u>Points</u>	
EGV Architects	99.0	
Raba Kistner Inc.	98.0	
Amtech Solutions	83.0	201
Armko Industries Inc.	83.0	

Gignac Architects	80.0
CG5 Architect	73.0
Sam Garcia Architect LLC	61.0

At the Regular Board of Trustees meeting held on November 08, 2023, the Board approved EGV Architects and Raba Kistner for Professional Design Services for the Mission CISD Districtwide Roofing Repairs.

As per the insurance adjuster inspections, approximately seventy-two (72) roof structures have been deemed to be replaced. Fifty-one (51) are both campus and district building roofs, and twenty-one (21) are portable building composition shingle roofs.

Due to the large number of roof projects and the need to have them repaired as quickly as possible Administration presented and the Board of Trustees approved to divide the projects with the two top-ranked design professionals, EGV Architects and Raba Kistner.

At the Regular Board of Trustees meeting held on December 13, 2023, the Board approved that the Administration continue to negotiate the Best and Final Offer (BAFO) for Professional Design Services for the Mission CISD Districtwide Roofing Repairs with EGV Architects and Raba Kistner.

At the Regular Board of Trustees meeting held on February 21, 2024, the Board approved EGV Architects 6.5% construction cost fee for design and project administration, and Administration added two additional roof projects to his original listing. The additions are the Maintenance building and the Annex building. Thus, the Administration requested to amend the contract for EGV Architects for the Mission CISD districtwide roofing repairs projects.

At this same meeting, Administration advised the Board of Trustees that after continuous negotiation efforts with Raba Kistner and with the assistance of our Legal Counsel, we were unable to come into a contract agreement, and negotiations were ceased. Administration presented to enter into negotiations with the next two highest ranked firms, being Amtech Solutions and Armko Industries Inc.. The remaining roof projects will be divided between the two firms if an agreement is reached.

Project negotiation meetings were held on February 22, 2024, one meeting was with Mr. James Robbins and Ms. Chloe Gohr from Amtech Solutions. On February 26, 2024, a meeting was held with Mr. Travis Jones from Armko Industries Inc., Mr. Leandro Ochoa, and Mr. Adrian Hernandez from MCISD conducted negotiations.

Armko was allowed an opportunity to review their initial BAFO, however, they remained at their initial proposal of 6.5% of construction cost.

The Board of Trustees has the option to accept each separate BAFO, to decline the offer(s), and direct Administration to enter into negotiations with the next firm(s), or to reject all offer(s) and re-advertise the project using the same specifications. If approved, Administration will work with our legal counsel to write and execute the contracts so that the design team(s) can begin as soon as possible.

At the Regular Board of Trustees meeting held on March 20, 2024, the Board approved Amtech Solutions Best and Final Offer (BAFO) of 6.25 % of the Construction cost for the remaining roof projects.

At this same meeting, EGV Architects' temporary design for the Annex and Central Office was

placed on hold since the final designs would be presented in April's Board meeting.

EGV Architects and Administration continued to meet on the design for the Annex and Central Office. EGV Architects presented the Construction Documents for the Mission CISD Central Office and Annex buildings. If approved, we will continue to move forward to advertise and possibly award the project. Since this is the final roof design, no temporary roofing is required.

Since the design was not as complicated, the schematic and final designs have been combined in the approval presentation.

As per meetings with Administration and the Insurance Carrier, any costs above and beyond their estimated cost proposals will be covered. Estimated costs do not include any and all professional design fees and will be covered separately.

Schematic Design:

Rough sketches that develop a feasible conceptual design of the project.

Construction Documents:

Communicating the design intent through further refinement of the written and graphic representation of all building materials, components, and equipment that can be quantified and are useful to contractors

At the Regular Board of Trustees meeting held on April 10, 2024, the Board approved Construction Documents for the Mission CISD Central Office and Annex buildings.

Advertisements in local newspapers were posted from April 13, 2024, through April 28, 2024. The process is for the submittals to be reviewed by the Purchasing Department Staff and the Administration Ranking Team to assure that firms meet the criteria based on demonstrated expertise, competence, and qualifications. The submission of CSP's was due on April 28, 2024, for proposals to be received. The Administration ranking team reviewed and pre-ranked the CSP's on April 30, 2024, at 9 a.m.. After the review, Administration will then recommend the top firms to be ranked in order of selection. The ranking team will consist of Mr. Adrian Hernandez, Mr. Leandro Ochoa, Mr. Adan Rivera, Ms. Anabel Garza, and Mr. Daniel Carmona, who will serve as the facilitators.

Administration will be presenting Approval to Enter Into Negotiations in the Order of Ranking for the General Construction Services and Ranking Criteria for the Mission CISD District-wide Roofing Repairs for the Mission CISD Central Office and Annex Buildings.

<u>Firms</u>	<u>C/O Pts.</u>	<u>Base Proposal</u>	<u>Days</u>	<u>Alt.#1</u>
American Contracting USA, Inc.	97	\$1,454,000.00	180	(\$189,000.00)
Rio Roofing, Inc.	90	\$1,939,000.00	300	(\$234,000.00)
Argio Roofing & Construction	85	\$1,616,614.00	175	(\$96,880.00)
CS Advantage USAA, Inc.	84	\$1,640,000.00	120	(\$175,000.00)
TADCO Roofing	74	\$1,530,000.00	90	(\$110,000.00)
LD Tebben	62	\$2,125,000.00	90	(\$175,000.00)

<u>Firms</u>	<u>Annex Pts.</u>	<u>Base Proposal</u>	<u>Days</u>	<u>Alt.#1</u>
American Contracting USA, Inc.	96	\$1,088,000.00	150	(\$123,000.00)

Rio Roofing, Inc.	90	\$1,481,000.00	60	(\$152,000.00)
CS Advantage USAA, Inc.	88	\$1,080,000.00	120	(\$100,000.00)
Argio Roofing & Construction	87	\$1,119,790.00	120	(\$54,258.00)
TADCO Roofing	75	\$1,108,000.00	60	(\$73,000.00)
LD Tebben	66	\$1,340,000.00	60	(\$90,000.00)

Note: Alternate #1 is a **deduct** from the base proposal for using hot asphalt in lieu of glue down; As per EGV Architects, both materials are acceptable;

At the Regular Board of Trustees meeting held on May 08, 2024, the Board approved to Enter Into Negotiations in the Order of Ranking for the General Construction Services and Ranking Criteria for the Mission CISD District-wide Roofing Repairs for the Mission CISD Central Office and Annex Buildings.

<u>Firms</u>	<u>C/O Pts.</u>	<u>Base Proposal</u>	<u>Days</u>	<u>Alt.#1</u>
American Contracting USA, Inc.	97	\$1,454,000.00	180	(\$189,000.00)

<u>Firms</u>	<u>Annex Pts.</u>	<u>Base Proposal</u>	<u>Days</u>	<u>Alt.#1</u>
American Contracting USA, Inc.	96	\$1,088,000.00	150	(\$123,000.00)

Project negotiations were held on May 10, 2024, with Ms. Leticia Barcenas from American Contracting USA, Inc., Mr. Adrian Hernandez, and Mr. Leandro Ochoa from MCISD. American Contracting USA, Inc. presented their Best and Final Offer (BAFO) of \$1,454,000.00 for the Central Office and \$1,088,000.00 for the Annex, or the option with Alternate #1 is \$1,265,000.00 for the Central Office and \$965,000.00 for the Annex. An additional \$10,000.00 discount will be given if they are awarded both projects.

The Board of Trustees has the option to accept the BAFO, to decline the offer(s), and direct Administration to enter into negotiations with the next firm(s), or to reject all offer(s) and re-advertise the project using the same specifications.

If approved, Administration will work with our legal counsel to write and execute the contracts so that the design team and firm can begin immediately.

At the Special Board meeting held on June 05, 2024, the Board approved American Contracting USA, Inc. Best and Final Offer for both the Central Office and Annex.

American Contracting USA, - BAFO

\$1,454,000.00 for the Central Office with Alternate #1 is \$1,265,000.00 with 180 construction days. A Notice to Proceed was set forth on November 05, 2024, with substantial completion on May 04, 2025.

\$1,088,000.00 for the Annex with Alternate #1 \$965,000.00 with 150 construction days. A Notice to Proceed was set forth on February 16, 2025, with substantial completion on July 16, 2025.

At the Regular Board of Trustees meeting held on January 22, 2025, the Board approved Change Order #1 for 10 delay days for the Mission CISD District-wide Roofing Repairs for the Mission CISD Central Office. If approved, the new substantial completion date is May 14, 2025.

At the Regular Board of Trustees meeting held on February 12, 2025, the Board approved Change Order #2 for eight (8) delay days for the Mission CISD District-wide Roofing Repairs for the Mission CISD Central Office. If approved, the new substantial completion date is May 22, 2025.

At the Regular Board of Trustees meeting held on April 09, 2025, the Board approved the following three items:

Approval of Construction Change Directive (CCD) #1 for the Mission Cisd District-Wide Roofing Repairs for the Mission Cisd Annex Building – EGV Architects

CCD#1 - On February 10th, American Contracting conducted an inspection on all the roofs of the Annex with Justin Cruz of Tremco. On roof E, American Contracting opened an area of 2x3' and found that the decking was completely deteriorated. The area they opened also had a large hole that was covered with plywood. Upon finding the corrosion, they opened up more areas. American Contracting believes most of the decking needs to be replaced. The allowance includes 100 sq ft of metal deck replacement. American Contracting is requesting to replace 704 sq ft of decking.

Allowance: \$75,000.00
CCD#1: \$10,872.00
Allowance Balance: \$64,128.00

Approval of Change Order #1 for two (2) Delay Days for the Mission Cisd District-Wide Roofing Repairs for the Mission Cisd Annex Building, the new substantial completion date is July 18, 2025.

Approval of Change Order #3 for three (3) Delay Days the Mission Cisd District-Wide Roofing Repairs for the Mission Cisd Central Office Building, the new substantial completion date is May 25, 2025.

At the Regular Board of Trustees meeting held on May 14, 2025, the Board approved the following items.

Approval of Change Order #4 for three (3) Delay Days for the Mission Cisd District-Wide Roofing Repairs for the Mission Cisd Central Office Building. The new substantial completion date is May 28, 2025.

Approval of Change Order #2 for three (3) Delay Days for the Mission Cisd District-Wide Roofing Repairs for the Mission Cisd Annex Building. The new substantial completion date is July 21, 2025.

At the Regular Board of Trustees meeting held on June 18, 2025, the Board approved the following agenda items.

Approval of Change Order #3, for eight (8) delay days for the Mission Cisd District-Wide Roofing Repairs for the Mission Cisd Annex Building. The new substantial completion date is July 29, 2025.

Approval of Change Order #5 for nine (9) delay days for the Mission Cisd District-Wide Roofing Repairs for the Mission Cisd Central Office Building. The new substantial completion date is June 06, 2025.

Approval of Substantial Completion for the Mission Cisd District-Wide Roofing Repairs for the Mission Cisd Central Office Building. This project was completed on time and no contingency allowance was used.

Contingency Allowance to be credited back in the amount of \$75,000.00.

Note: Substantial Completion is the stage in the progress of the work when the work or designated portion thereof is sufficiently complete in accordance with the Contract Documents so that the Owner can occupy or utilize the Work for its intended use.

At the Regular Board of Trustees meeting held on August 13, 2025, the Board approved the following agenda items.

Approval of Final Completion, Less Betterment Fund Allowance, Less Liquidated Damages, and Final Payment for the Resurfacing of the Mission CISD District-Wide Roofing Repairs for the Mission CISD Central Office Building.

Approval of Change Order #4 for twenty-six (26) delay days due to the weather for the Mission CISD District-Wide Roofing Repairs for the Mission CISD Annex Building. If approved, the new substantial completion date is August 24, 2025.

At the Regular Board meeting held on September 17 2025 the Board approved the following Change Order #5 for Three (3) Delay Days for the Mission CISD District-Wide Roofing Repairs for the Mission CISD Annex Building. If approved, the new substantial completion date is August 27, 2025.

At the same meeting Substantial Completion for the Mission CISD District-Wide Roofing Repairs for the Mission CISD Annex Building was presented and approved. The project was completed on time as per contract.

Contingency Allowance to be credited back in the amount of \$64,128.00.

Note: Substantial Completion is the stage in the progress of the work when the work or designated portion thereof is sufficiently complete in accordance with the Contract Documents so that the Owner can occupy or utilize the Work for its intended use.

ADMINISTRATIVE CONSIDERATIONS

EGV Architects and American Contracting are presenting Final Completion, Less Betterment Fund Allowance, Less Liquidated Damages, and Final Payment for the Mission CISD District-Wide Roofing Repairs for the Mission CISD Annex Building. Final Completion was due September 26, 2025.

Change Order #6 is the final payment and contingency allowance for the project. The project was completed on time, and there are no Liquidated Damages for this project. The project contingency amount from this project is \$64,128.00, which will be credited back. The final project construction cost without architects' fees is \$890,872.00

FUNDING SOURCE

General Funds – Insurance Claim

Preliminary estimated insurance company reimbursement:

Central Office: \$480,052.79

Annex: \$48,078.05

Total Estimated Project Insurance Reimbursement: \$8,527,379.00 (at this time)

As per the insurance adjuster's inspections, approximately 72 roof structures have been deemed to be replaced. Fifty-one (51) are both campus and district building roofs, and twenty-one (21) are portable building shingle roofs.

As per the insurance adjuster, the reimbursement amount is just a preliminary estimate and will be adjusted accordingly as final costs are received. Professional design fees will also be reimbursed.

RECOMMENDATION

Administration presents Final Completion, Less Betterment Fund Allowance, Less Liquidated Damages, and Final Payment for the Mission CISD District-Wide Roofing Repairs for the Mission CISD Annex Building – EGV Architects

EXHIBIT

Change Order #6

CONTACT PERSONS

Ricardo Rivera, Assistant Superintendent for Operations
Epigmenio "TJ" Gonzalez, Director for Maintenance

DRAFT

AIA® Document G701® - 2017

Change Order

PROJECT: <i>(Name and address)</i> Mission CISD Re-Roofing of Annex Building 925 E. Business HWY. 83 Mission, Tx 78572	CONTRACT INFORMATION: Contract For: General Construction Date: February 11, 2025	CHANGE ORDER INFORMATION: Change Order Number: 6 Date:
OWNER: <i>(Name and address)</i> Mission C. I. S. D. 1201 Bryce Drive Mission, TX 78572	ARCHITECT: <i>(Name and address)</i> EGV Architects, Inc. P O Box 8627 Hidalgo, TX 78557	CONTRACTOR: <i>(Name and address)</i> American Contracting U.S.A., Inc. 1606 S. Reynolds Rio Hondo, TX 78583

THE CONTRACT IS CHANGED AS FOLLOWS:

(Insert a detailed description of the change and, if applicable, attach or reference specific exhibits. Also include agreed upon adjustments attributable to executed Construction Change Directives.)

Credit for unused Contingency as per attached Construction Change Directive #1 approved on April 9, 2025 MCISD Board Meeting: \$64,128.00

The original Contract Sum was
The net change by previously authorized Change Orders
The Contract Sum prior to this Change Order was
The Contract Sum will be decreased by this Change Order in the amount of
The new Contract Sum including this Change Order will be

The Contract Time will be unchanged by Zero (0) days.
The new date of Substantial Completion will be August 27, 2025.

\$	955,000.00
\$	0.00
\$	955,000.00
\$	64,128.00
\$	890,872.00

NOTE: This Change Order does not include adjustments to the Contract Sum or Guaranteed Maximum Price, or the Contract Time, that have been authorized by Construction Change Directive until the cost and time have been agreed upon by both the Owner and Contractor, in which case a Change Order is executed to supersede the Construction Change Directive.

NOT VALID UNTIL SIGNED BY THE ARCHITECT, CONTRACTOR AND OWNER.

EGV Architects, Inc.

ARCHITECT *(Firm name)*

American Contracting U.S.A., Inc.

CONTRACTOR *(Firm name)*

Mission C. I. S. D.

OWNER *(Firm name)*

SIGNATURE

Eduardo G. Vela, Architect / President

PRINTED NAME AND TITLE

SIGNATURE

Leticia Barcenas, President

PRINTED NAME AND TITLE

SIGNATURE

Dr. Cris Valdez, Superintendent

PRINTED NAME AND TITLE

DATE

DATE

DATE

SUBJECT: Substantial and Final Completion, Less Betterment Fund Allowance, Less Liquidated Damages, and Final Payment for the Mission CISD Discus/Shot Put at VMHS - PBK Architect

PRESENTER: Rick Rivera, Assistant Superintendent for Operations

BACKGROUND INFORMATION

MCISD engaged PBK Architects for on-call professional services to conduct an assessment. On April 4, 2024, PBK Architects submitted an assessment report regarding the Mission CISD VMHS discus netting system. The recommendations include demolishing the existing concrete pad and fencing and installing a new concrete pad that incorporates pole footing and netting.

The Board of Trustees must take the necessary action in accordance with Texas Education Code 44.035, which consisted of the selection/designation of an architect and/or engineer to prepare construction documents for this project. The engineer and/or architect selected or designated will have full responsibility for complying with the Texas Engineering Practice Act (Article 3271a, Vernon's Texas Civil Statutes) or Chapter 478, Acts of the 45th Legislature, Regular Session, 1937 (Article 249a, Vernon's Texas Civil Statutes) as applicable.

If the engineer or architect is not a full-time employee of the District, the Board must select the engineer or architect on the basis of demonstrated competence and qualifications as provided by Section 2254.004, Government Code. The selected architect/engineer, along with preparing construction documents, will be required to provide MCISD with an estimated project budget.

The Administration will utilize the prior on-call professional services agreement for the project that conducted the assessment.

Administration will not use the primary default method of delivery of Competitive Sealed Proposals (CSPs) as the procurement method as approved by the Board of Trustees in the January 2021 Board of Trustees meeting. The procurement delivery method will be Job Order Contracting (JOC's). This method may be used for smaller projects.

At the Regular Board of Trustees meeting held on February 12, 2025, the Board approved the Project, Proposed Budget, and Procurement Method for the Mission CISD Discus/Shot Put at VMHS.

The request for JOC proposals was made on May 18, 2025, with one response. Celso Gonzalez Construction, Inc., with a base proposal of \$31,750.00 and 21 construction days.

At the Regular Board of Trustees meeting held on August 13, 2025, the Board approved the Change of Scope Work and Budget for the Mission CISD Discus/Shot Put at VMHS.

The estimated cost for the changes is \$3,000.00 and would be taken from the contingency of the project.

ADMINISTRATIVE CONSIDERATIONS

PBK Architects and Celso Gonzalez Construction, Inc. are presenting Substantial and Final Completion, Less Betterment Fund Allowance, Liquidated Damages, and Final Payment for the Mission CISD Discus/Shot Put at VMHS. Change Proposal #1 is the final payment

and contingency allowance for the project. The Project was completed on time, and there are no Liquidated Damages for this project. The project contingency amount for this project is \$535.92, which will be credited back. The final project construction cost without architects' fees is \$29,944.08.

FUNDING SOURCE

General Funds

Estimated Construction Project Cost:	\$30,000.00
Soft costs incl. engineering, testing, misc. 12%:	<u>\$ 7,500.00</u>
Estimated Total Construction Cost:	\$37,500.00

RECOMMENDATION

Administration presents Substantial and Final Completion, Less Betterment Fund Allowance, Less Liquidated Damages, and Final Payment for the Mission CISD Discus/Shot Put at VMHS - PBK Architect.

EXHIBIT

Change Proposal #1

Final Invoice

CONTACT PERSONS

Ricardo Rivera, Assistant Superintendent for Operations

Coach Thomas Lee, Director for Athletics

Epigmenio "TJ" Gonzalez, Director for Maintenance/Facilities/Construction

celso gonzalez
construction, inc
'since 1957'

Project: MCISD Veterans HS Discus Netting
Owner: Mission CISD

Date: June 16, 2025

Scope of Cost Change:

Do not touch existing discus/shot put cage and construct new concrete pad with the netting at a new location.

Cost Proposal #1

Credit for demo of existing fencing	\$	(1,850.00)
add 4" concrete slab - 928 sf x \$4.50 per sf	\$	4,176.00
	\$	<u>-</u>
Sub-Total Change =	\$	2,326.00
Additional Bonding =	\$	-
Contractor fee (8%) =	\$	<u>186.08</u>
Total Cost =	\$	2,512.08

Owner contingency = \$2600.00

celso gonzalez
construction, inc.
Since 1957

INVOICE #1 - 2025

September 16, 2025

BILL TO
MISSION CISD 1201 BRYCE DR MISSION, TX 78572

Email: AP@MCISD.ORG

PROJECT
PO# 2518304 General Construction VMHS Discus/Shot-Put Cage Project Completed

Description	Amount
Services rendered:	
1 Services Rendered (100%) complete	1.00 Is \$ 27,432.00 \$ 27,432.00
2 Approved change order (CO1)	1.00 Is \$ 2,512.08 \$ 2,512.08
 * contingency is \$3048.00 less CO1 = \$535.92	
	Balance due = \$ 29,944.08

Thank you for your business....!

Invoice due upon receipt

Make checks payable to: **Celso Gonzalez Construction, Inc.**

SUBJECT: Disposal of Personal Protective Equipment (PPE) items

PRESENTER: Valerie Marie Uresti, Coordinator Fixed Assets/Warehouse/Textbooks /Records

BACKGROUND INFORMATION

The Personal Protective Equipment was acquired during COVID. However, over time, PPE can degrade due to age, storage conditions, etc. The items were previously offered to the Departments/Campuses.

ADMINISTRATIVE CONSIDERATION

To seek Board Approval for the safe disposal of expired, damaged, or otherwise unserviceable Personal Protective Equipment currently in inventory.

FUNDING SOURCE / AMOUNT

Revolving account 199-00-1311-000-000-00-0-00

RECOMMENDATION

Administration is seeking to obtain Board approval to properly dispose of Personal Protective Equipment that has either expired or no longer being used.

EXHIBIT

Memorandum- Dispose of Personal Protective Equipment
Warehouse Inventory Internal Audit Report
Purchase Orders for Personal Protective Equipment

CONTACT PERSONS

Ricardo Rivera, Assistant Superintendent for Operations
Valerie Marie Uresti-Coordinator for Fixed Assets /Warehouse/Records






Valerie Uresti-Rojas,
 Coordinator for Fixed Assets/Warehouse/Textbooks/Records
 925 E. Business Hwy. 83
 Mission, TX 78572
 (956) 323-8900
vmures31@mcisd.org

MEMORANDUM

TO: Ricardo Rivera, Assistant Superintendent for Operations
FROM: Valerie Uresti-Rojas, Coordinator for Fixed Assets/Warehouse/Textbooks/Records
DATE: 9/17/2025
RE: Approval for Disposal of PPE Items

From our recent audit, the recommendation for the items is to dispose of them through auction or donation to other entities. Therefore, I am seeking approval for the disposal of Personal Protective Equipment (PPE) items that are either expired or have excess quantity. These are items that were used during COVID and for the past year the items have not been requested. If approved for disposal, items containing Alcohol will be taken to the City of Mission (Public Works for proper disposal) Moreover, the items were also offered to the District Departments and Campuses via our Department Slide Show. Our Slideshow is available on our department website.

The following are the PPE Items.

Item	Total Count	Value
936Q04 DEBS HAND SANITIZER DEBS IFAS Foaming No Alcohol Hand Sanitizer No expiration date included	11,749 	\$90,234.32
936Q06 HAND SANITIZER GALLON 70% Alcohol No expiration date included	799 	\$22,575.75
936Q07 DISINFECTING WET WIPES 160/BOTTLE expired 3/12/2024	3161 	\$30,029.50

Thank you for your consideration. If you have any questions, please contact me at vmures31@mcisd.org or (956) 323-8900. Thank you.

Rebecca Magee, CPA

Internal Auditor

1201 Bryce Drive - Mission, Texas 78572-4399


Office (956) 323-5511 - Fax (956) 323-8255

E mail: bmagee@mcisd.org - www.mcisd.net



Students First • Innovation • Collaborative Ownership • Diversity • Continuous Learning

To: Valerie Marie Uresti-Rojas
Coordinator for Fixed Assets/Warehouse/Textbooks/Records

From: Rebecca Magee, CPA - Internal Auditor 

Date: April 4, 2025

Re: Central Warehouse Inventory Testing

Central Warehouse inventory consists of school/office supplies, custodial supplies and PPE (personal protective equipment). My procedures for testing consisted of selecting a sample of inventory items, recounting those items and reconciling any differences. Additionally, I reviewed the pricing of a sample of the inventory items. I also reviewed general inventory controls and procedures.

The majority of the inventory is stored in the warehouse located at the Annex, while some of the overstock PPE stored at another storage building. I selected a sample of ten inventory items to recount. Six of the items selected were custodial supplies, three items were school/office supplies, and one item was PPE. All of the items selected for recount agreed with the inventory count per the Munis system.

I also reviewed the invoices of a few of those inventory items selected above and found that the unit prices agreed with the unit cost in the Munis inventory system. The extended values also appear to be calculated correctly based on the quantity and unit value. The total value of Central Warehouse inventory as of 4/2/2025 was \$348,908.98 as per the Munis Perpetual Inventory Report.

Internal controls and procedures over inventory appear to be sufficient. Requisitions are entered by the campuses/departments and follow an approval work flow set-up in Munis based on funding source. The general ledger inventory account in Munis is automatically updated for the different transaction types.

Approximately half of the total inventory value consists of PPE that was acquired during the COVID pandemic. Since campuses/departments are no longer requesting them, I recommend that the district explore the possibility of disposing of excess PPE items by auction or donation to other entities.

The cooperation and assistance that I received from you and your staff during my visit was appreciated. If you have any questions, please do not hesitate to contact me. Thank you for your time and consideration in this matter.

Cc: Board of Trustees
Dr. Cris Valdez, Superintendent of Schools
Ricardo Rivera, Assistant Superintendent for Operations
Jaime Lopez, Assistant Superintendent for Business and Finance

Our Vision: Mission CISD will prepare and inspire all students to be equipped to excel in the college and career of their choice, dominate 21st century skills in leadership, knowledge, language, and technology to compete in a global economy and serve as successful citizens in the community.

Declaración de la Visión: Mission CISD preparará e inspirará a todos los estudiantes a estar preparados para sobresalir en la universidad y la carrera de su elección, dominar habilidades del siglo 21 en liderazgo, conocimiento, lenguaje y tecnología para competir en una economía global y servir como ciudadanos exitosos en su comunidad.



Bill To
 Attn: ACCOUNTS PAYABLE
 MISSION CISD
 1201 BRYCE DR
 MISSION, TX 78572
 Email: AP@MCISD.ORG

Purchase Order

Fiscal Year 2022 REQ # 116845 Page: 1 of 1

**THIS NUMBER MUST APPEAR ON ALL INVOICES,
 PACKAGES AND SHIPPING PAPERS.**

Purchase Order # **2201251**

Conditions governing this purchase order can be found on the Purchasing website located at www.mcisd.net

Requested By: SMILEY - ANA VELY URESTI

Ship To
 FIXED ASSETS / WAREHOUSE
 723 N HOLLAND
 MISSION, TX 78572
 Phone: 956-323-8900

Vendor

 GULF COAST PAPER CO
 635 BILLY MITCHELL BLVD
 BROWNSVILLE, TX 78521-5014
 Fax: 956-541-2018
 Phone: 956-541-2281

DATE ORDERED	VENDOR NUMBER	FREIGHT METHOD/TERMS	DEPARTMENT/LOCATION		
08/13/2021	34320		ASSETS MANAGEMENT / WAREHOUSE		
ITEM #	DESCRIPTION / PART #	QTY	UOM	UNIT PRICE	EXTENDED PRICE
1	DRY WIPES 450/ BUCKET <small>BID/CONTRACT#: BUYBOARD TRAVEL ID#: 569-18</small>	3,600.0	CAN	\$9.50	\$34,200.00
GL SUMMARY					
199-00-1311-000-000-00-0-00-		\$34,200.00			

Dora Garcia
 PURCHASING COORDINATOR

Total Ext. Price	\$34,200.00
Total Freight	\$0.00
Total Discount	\$0.00
Total Credit	\$0.00
Purchase Order Total	\$34,200.00



Bill To
 Attn: ACCOUNTS PAYABLE
 MISSION CISD
 1201 BRYCE DR
 MISSION, TX 78572
 Phone: 956-323-5515
 Email: AP@MCISD.ORG

Purchase Order

Fiscal Year 2020 REQ # 101343 Page: 1 of 1

**THIS NUMBER MUST APPEAR ON ALL INVOICES,
 PACKAGES AND SHIPPING PAPERS.**

Purchase Order # **2016137**

Conditions governing this purchase order can be found on
 the Purchasing website located at www.mcisd.net

Requested By: SMILEY NUNEZ

Ship To

FIXED ASSETS / WAREHOUSE
 723 N HOLLAND
 MISSION, TX 78572

Vendor

GULF COAST PAPER CO
 635 BILLY MITCHELL BLVD
 BROWNSVILLE, TX 78521-5014
 Fax: 956-541-2018
 Phone: 956-541-2281

DATE ORDERED	VENDOR NUMBER	FREIGHT METHOD/TERMS	DEPARTMENT/LOCATION		
06/10/2020	34320		ASSETS MANAGEMENT / WAREHOUSE		
ITEM #	DESCRIPTION / PART #	QTY	UOM	UNIT PRICE	EXTENDED PRICE
1	HAND SANITIZER GALLON <small>BID/CONTRACT#: BUYBOARD TRAVEL ID#: 569-18</small>	1,000.0	GAL	\$28.25	\$28,250.00
GL SUMMARY					
199-00-1311-000-000-00-00-		\$28,250.00			

PURCHASING COORDINATOR

Total Ext. Price	\$28,250.00
Total Freight	\$0.00
Total Discount	\$0.00
Total Credit	\$0.00
Purchase Order Total	\$28,250.00



Bill To
 Attn: ACCOUNTS PAYABLE
 MISSION CISD
 1201 BRYCE DR
 MISSION, TX 78572
 Phone: 956-323-5515
 Email: AP@MCISD.ORG

Purchase Order

Fiscal Year 2020 REQ # 100294 Page: 1 of 1

**THIS NUMBER MUST APPEAR ON ALL INVOICES,
 PACKAGES AND SHIPPING PAPERS.**

Purchase Order # **2015372**

Conditions governing this purchase order can be found on the Purchasing website located at www.mcisd.net

Requested By: SMILEY NUNEZ - ANA VELY...

Ship To
 FIXED ASSETS / WAREHOUSE
 723 N HOLLAND
 MISSION, TX 78572

Vendor

CC DISTRIBUTORS INC
 210 MCBRIDE LANE
 CORPUS CHRISTI, TX 78408
 Fax: 361-289-6761
 Phone: 361-289-0200

DATE ORDERED	VENDOR NUMBER	FREIGHT METHOD/TERMS	DEPARTMENT/LOCATION		
05/14/2020	1306		ASSETS MANAGEMENT / WAREHOUSE		
ITEM #	DESCRIPTION / PART #	QTY	UOM	UNIT PRICE	EXTENDED PRICE
1	DEBS HAND SANITIZER DEBS IFAS <small>BID/CONTRACT#: 1310-20 CUSTODIAL SUPPLIES</small>	41,300.0	EA	\$7.68	\$317,184.00
GL SUMMARY					
199-00-1311-000-000-00-0-00-		\$317,184.00			

PURCHASING COORDINATOR

Total Ext. Price	\$317,184.00
Total Freight	\$0.00
Total Discount	\$0.00
Total Credit	\$0.00
Purchase Order Total	\$317,184.00

SUBJECT: Request for Maximum Class Size Waiver Application for 2025-2026 School Year

PRESENTER: Edilberto Flores, Assistant Superintendent for Human Resources and Support Services
Elisa Pacheco, Executive Director for Human Resources and Student Services

BACKGROUND INFORMATION

A district must submit a request for a class size exception for any classrooms in Pre-Kindergarten through fourth grade that exceed the 22-student class size limit (Texas Education Code TEC §25.112). A district seeking an exemption must notify the commission and apply for the exemption no later than (1) October 1, or (2) the 30th day after the first school day the district exceeds the limit. Class size limitations generally apply throughout the school year, with the exceptions noted below:

- Any twelve-week period selected by the district with a significant percentage of migratory children, TEC §25.112(1), or
- The last twelve weeks of any school year for all districts.

In considering whether to grant an exception, the commissioner must find that the class size limit creates an undue hardship on the district. The commissioner will consider such things as unanticipated enrollment growth, lack of facilities, lack of teachers, or financial hardship. An exception granted expires at the end of the school year. A campus or district granted a class size exception shall provide written notice of the exception to the parent (or person standing in parental relation to) of each student affected by the exception.

ADMINISTRATIVE CONSIDERATIONS

The district currently has several teaching sections in which the 22:1 ratio does not meet the requirements of TEC §25.112. These teaching sections currently reflect at least one or more additional students within some classrooms. This waiver would allow the District to make the necessary adjustments throughout the calendar year should we have additional students within the classroom. The savings to the local budget and minimal impact on instruction would be substantial should the waiver be approved. Administration recommends consideration and approval of the 2025-2026 Maximum Class Size Exception waiver request, which must be submitted to TEA (Texas Education Agency) once the waivers' submission window is opened.

FUNDING SOURCE AND AMOUNT

N/A

RECOMMENDATION

District administration recommends approval to submit a request for maximum class size waivers for the 2025-2026 school year.

CONTACT PERSON(S)

Dr. Cris Valdez, Mission CISD Superintendent
 Edilberto Flores, Assistant Superintendent for Human Resources and Support Services
 Cynthia Wilson, Assistant Superintendent for Curriculum and Instruction
 Jaime Lopez, Assistant Superintendent for Business and Finance
 Elisa Gonzalez-Pacheco, Executive Director for Human Resources and Student Services

Total Sections								
Campus Name	Reason(s)	PK	K	1	2	3	4	PK-4
ALTON EL	Unanticipated Growth			1				1
BRYAN EL	Unanticipated Growth	2	3		3			8
CANTU EL	Unanticipated Growth	2						2
CARL C WAITZ EL	Unanticipated Growth			1				1
CASTRO EL	Unanticipated Growth	1						1
HILDA C ESCOBAR/ALICIA C RIOS EL	Unanticipated Growth	1	1		1			3
HURLA M MIDKIFF EL	Unanticipated Growth	1			3			4
LEAL EL	Unanticipated Growth	1						1
MIMS EL	Unanticipated Growth	1		3				4
OLLIE O'GRADY EL	Unanticipated Growth				1			1
PEARSON EL	Unanticipated Growth	1						1
RAQUEL CAVAZOS EL	Unanticipated Growth	1	1	2	1		3	8
SALINAS EL	Unanticipated Growth	1	1					2
GRAND TOTAL		12	6	7	9	0	3	37

SUBJECT: Resolution for Delegation of Authority to the Superintendent for Submission of Waiver Requests Related to Student Attendance Accounting

PRESENTER: Edilberto Flores, Assistant Superintendent for Human Resources and Support Services

BACKGROUND INFORMATION

The Texas Education Agency (TEA) requires districts to submit waiver requests for events that impact student attendance, such as weather-related closures or other emergencies. Timely submission of these waivers ensures accurate attendance reporting and protects state funding.

The submission process involves multiple administrative steps, which can delay action. By delegating this responsibility to the Superintendent, the district can streamline the process and respond promptly.

ADMINISTRATIVE CONSIDERATIONS

- The Superintendent will submit waiver requests directly to TEA when necessary.
- All required documentation will be handled promptly and accurately.
- The Superintendent will keep the Board informed of any waiver submissions.

FUNDING SOURCE AND AMOUNT

N/A

RECOMMENDATION

District administration recommends the approval of the Resolution for Delegation of Authority to the Superintendent for Submission of Waiver Requests Related to School Attendance Accounting.

CONTACT PERSON(S)

Dr. Cris Valdez, Mission CISD Superintendent
Edilberto Flores, Assistant Superintendent for Human Resources and Support Services
Cynthia Wilson, Assistant Superintendent for Curriculum and Instruction
Jaime Lopez, Assistant Superintendent for Business and Finance

**MISSION CONSOLIDATED INDEPENDENT SCHOOL DISTRICT
BOARD OF TRUSTEES RESOLUTION FOR DELEGATION OF AUTHORITY TO
THE SUPERINTENDENT FOR SUBMISSION OF WAIVER REQUESTS
RELATED TO STUDENT ATTENDANCE ACCOUNTING**

WHEREAS, the Mission Consolidated Independent School District (the “District”) is committed to ensuring the health, safety, and academic well-being of its students while adhering to the Texas Education Code (TEC) and Texas Education Agency (TEA) requirements; and

WHEREAS, the State Waivers Unit of the Texas Education Agency allows districts to request waivers under TEC §7.056 to account for the loss of instructional days due to circumstances such as inclement weather, health concerns, or other safety-related issues, which result in low student attendance or the cancellation of instructional days; and

WHEREAS, under Texas Education Code Section §11.151, the Board of Trustees holds the exclusive authority to govern and oversee the management of the district's public schools;

WHEREAS, the District recognizes that ensuring compliance with the Student Attendance Accounting Handbook, including the provisions of 3.8.1 regarding excused absences and waiver submission, is vital for proper attendance accounting and the maintenance of Average Daily Attendance (ADA) and Foundation School Program (FSP) funding calculations; and

WHEREAS, in order to ensure timely and accurate submission of waiver requests and to mitigate potential loss of instructional time and funding, it is in the best interest of the District to delegate authority to the Superintendent to submit the necessary waiver applications to the Texas Education Agency as required by the TEC and TEA guidelines;

NOW, THEREFORE, BE IT RESOLVED that the Board of Trustees of the Mission Consolidated Independent School District hereby delegates to the Superintendent the authority to submit waiver applications related to student attendance accounting, including but not limited to excused instructional days and low attendance waivers, to the Texas Education Agency in accordance with the Texas Education Code and TEA regulations.

Approved this _____ day of _____, 2025.

Mrs. Dolores G. Reyna
President, Board of Trustees

Dr. Cris Valdez
Mission CISD Superintendent of Schools

SUBJECT: Vehicle Equipment, Supplies, and Repairs 740-26-0

PRESENTER: Sylvia Cruz, Executive Director for Business and Finance

BACKGROUND INFORMATION

This contract intends to provide a method to procure vehicle equipment, supplies, and repairs to meet the District’s needs. The District operates a diverse fleet of vehicles, including school buses, maintenance trucks, and support vehicles, that require ongoing maintenance and timely repairs to ensure safe and efficient transportation of students and staff.

ADMINISTRATIVE CONSIDERATIONS

The District solicited Requests for Proposals in compliance with TEC Sec 44.031(a), requiring an approved procurement method for expenditures of similar categories valued at an annual aggregate of \$50,000 or greater.

A summary of the response review and evaluation process is as follows:

- 1. Number of responses received: 8
- 2. Number of vendors planning to award: 7

FUNDING SOURCE AND AMOUNT

Respective departmental budgets

Estimated Expenditure **\$250,000**

RECOMMENDATION

Administration recommends awarding the contract to all vendors listed on the tabulation form.

CONTACT PERSON(S)

Ana Vely Uresti, Director for Transportation
Ricardo Rivera, Assistant Superintendent for Operations
Anabel Garza, Coordinator for Purchasing



Award Notice

FY2026 Term Contract:	740-26-0 Vehicle Equipment, Supplies, and Repairs
Awarded To:	<ol style="list-style-type: none"> 1. <u>Advance Auto Parts</u> 2. <u>Andy's Auto Air and Supplies</u> 3. <u>Burton Companies, LLC.</u> 4. <u>Diesel Fleet Care, LLC</u> 5. <u>Fuel Injection Service</u> 6. <u>O'Reilly Auto Parts</u> 7. <u>Texas Alternator</u>
Term:	One Year/Two (One-year) option to renew
Term Period:	January 2026 – December 2026

Mission Consolidated Independent School District
 Tabulation Form
 Vehicle Equipment, Supplies, and Repairs # 740-26-0

Advance Auto Parts 4200 Six Forks Road Raleigh, NC29073		Vendor #12295 government@advance-auto.com
Category Description	Catalog Discount as a Percentage	Notes
Catalog Price Discount	50%	50% off list - 67% off list filters

Andy's Auto Air and Supplies 11901 Sara Rd Laredo, TX 78045		Vendor #93013 956-722-7321 Roberto Rosas laura@andys-air.com
Category Description	Catalog Discount as a Percentage/Rate	Notes
Shelf Price Discount	30%	
Hourly Labor Rates (Standard)	\$95.00	

Burton Companies, LLC P.O. Box 297 Weslaco, TX 78599		Vendor #103744 956-968-3121 Scott Vaughan svaughan.bc@gmail.com www.burtoncompanies.com
Category Description	Catalog Discount as a Percentage	Notes
Catalog Price Discount	50%	Off Burton's List Price

Diesel Fleet Care, LLC 816 E. Palma Vista Dr. Palmview, TX 78572		Vendor #100356 956-703-9330 Anita Garcia / Roman Garcia accounting@dieselfleetcare.com www.dieselfleetcare.com
Labor Hour Rate	Discount as Percentage/Rate	Notes
Shop (8AM - 5PM)	\$150/HR	
On-Site, Roadside, Emergency/After Hours (5:01PM-7:59AM)	\$175/HR	
Service Call Fee (Call out) If applicable	\$150/HR	
Markup Rates	Rate	
Parts	15%	
Service Charges	\$0 - \$52	
Freight	15%	

Fuel Injection Service 3401 N. Cage Blvd. Ste A Pharr, TX 78577		Vendor #8790 956-787-6421 Felix Cano pharrfuel@rgv.twcbc.com
Labor Rate	Rate	Notes
Standard	\$115	Per hour
Emergency	\$150	Per hour

O'Reilly Auto Parts 110 W. Interstate 2 Mission, TX 78572		Vendor #91606 956-519-0505 Alonzo Gonzalez purchaseorders@oreillyauto.com www.oreillypro.com
Category Description	Discount as a Percentage	Notes
Catalog Price Discount	41%	List less 41% or better for all auto, truck & bus parts, tools, paint, diagnostic & repair equipment, accessories, and shop supplies
Custome Price Discount	41%	List less 41% or better, same discount profile as other CTPA/EPCNT Member districts
Internet/On-Line Price Discount	0%	Discounts will already be applied in the online catalog.

Texas Alternator Starter Service PO Box 9131 Austin, TX 78766		Vendor # 877-839-2581 Joel McAdams jmcadams@texasalternator.com www.texasalternator.com
Category Description	Discount as a Percentage	Notes
Catalog Price Discount	30%	See attached catalog price list

SUBJECT: Renewal of Contract for Athletic Equipment and Supplies #200-26-0

PRESENTER: Sylvia Cruz, Executive Director for Business and Finance

BACKGROUND INFORMATION

This contract intends to provide a method to procure Athletic Equipment and Supplies to meet the District’s needs.

ADMINISTRATIVE CONSIDERATIONS

On December 13, 2023, the Board of Trustees awarded Bid No. 200-24-0 Athletic Equipment and Supplies for one year, with an option to renew for two additional one-year terms. This will be the final renewal (year 3).

FUNDING SOURCE AND AMOUNT

Local Maintenance

Estimated Expenditure **\$400,000**

RECOMMENDATION

Administration recommends renewing with all vendors listed on the tabulation form.

CONTACT PERSON(S)

Tom Lee, Athletic Director
Anabel Garza, Coordinator for Purchasing



Award Notice

FY2026 Term Contract:	200-26-0 Athletic Equipment and Supplies
Awarded To:	<ol style="list-style-type: none"> 1. <u>123 Screen Printing, LLC.</u> 2. <u>Alert Services, Inc.</u> 3. <u>All American Sports Corp dba Riddell All American</u> 4. <u>America Team Sports</u> 5. <u>Athletic Supply, Inc. dba Game One</u> 6. <u>D & J Sports of Houston</u> 7. <u>Henry Schein Inc</u> 8. <u>Kaotik Innovations</u> 9. <u>Lisco Sports LLC</u> 10. <u>M F Athletic Co</u> 11. <u>NASCO Education LLC</u> 12. <u>Performance Health Supply, LLC dba Medco Supply Company</u> 13. <u>Quill LLC</u> 14. <u>S and S Worldwide Inc</u> 15. <u>School Health Corporation</u> 16. <u>School Specialty</u> 17. <u>Speed Stacks, Inc</u> 18. <u>Texas Music Festivals dba Texas Music Festivals Enterprise Inc</u> 19. <u>Varsity Brands, Inc. dba BSN Sports</u>
Term:	One Year
Term Period:	January 2026 – December 2026

Mission Consolidated Independent School District
 Tabulation Form
 Athletic Equipment and Supplies #200-26-0

123 Screen Printing LLC		Vendor #3807	123screenprinting@gmail.com
715 N. Glasscock Rd. Suite 2		956-638-9284	
Mission, TX 78572		Hiram Cisneros	
Category Description	Catalog Discount as a Percentage	Notes	
Catalog Price Discount	10%	Call for pricing	
Manufacture Price Discount	0%	Call for pricing	
Custom Price Discount	0%	Call for pricing; Request for quote	
Internet/On-Line Price Discount	0%	Call for pricing; http://123screenprintingt-shirts.com/index.html	
Shelf Price Discount	0%	Call for pricing	

Alert Services Inc		Vendor #1560	orders@alertservices.com
PO Box 1088		830-372-3333	
San Marcos, TX 78667		Bonnie Warren	
Category Description	Catalog Discount as a Percentage	Notes	
Catalog Price Discount	20%	Call for pricing	
Manufacture Price Discount	15%	Call for pricing	

All American Sports Corp dba Riddell		Vendor #1597	dcampbell@riddellsales.com
All American		440-353-8697	
7501 Performance Lane		Robin Campbell Hotchkiss	
North Ridgeville, OH 44039			
Category Description	Catalog Discount as a Percentage	Notes	
Catalog Price Discount	1%	1 to 40% discount from catalog prices on Athletic Trainer equipment and supplies https://content.riddell.com/team-catalog/	

America Team Sports		Vendor #9992	matt@americatamsports.com
1909 N. Glenville Dr. Suite 200		972-231-8326	
Richardson, TX 75081		Matt Smith	
Category Description	Catalog Discount as a Percentage	Notes	
Catalog Price Discount	40%	Discount depends on the brand 0-40%; Contact purchasing or vendor for a list of websites	
Manufacture Price Discount	40%	Discount depends on the brand 0-40%; Contact purchasing or vendor for a list of websites	
Custom Price Discount	40%	Discount depends on the brand 0-40%; Contact purchasing or vendor for a list of websites	
Shelf Price Discount	40%	Discount depends on the brand 0-40%; Contact purchasing or vendor for a list of websites	

Athletic Supply, Inc. dba Game One		Vendor #104430	jeanne.woodman@game-one.com
1107 N. Grant		800-272-8555	
Odessa, TX 79761		Jean Woodman	
Category Description	Catalog Discount as a Percentage	Notes	
Catalog Price Discount	10%	Call for pricing	
Manufacture Price Discount	10%	Call for pricing	
Custom Price Discount	10%	Call for pricing	
Internet/On-Line Price Discount	10%	Call for pricing; https://www.game-one.com/	
Shelf Price Discount	10%	Call for pricing	

D & J Sports Houston LLC		Vendor #	mperez@djsports.com
11407 Spring Cypress Ste 100		281-370-7946	
Tomball, TX 77377		Michael Perez	
Category Description	Catalog Discount as a Percentage	Notes	
Catalog Price Discount	0%		
Manufacture Price Discount	0%	Most swimwear and equipment are 25% off MSRP but the discount depends on brand/item/quantity.	
Custom Price Discount	0%	Jolyn/NZ/Finis are 5%; Some items like deck equipment, custom swim caps, and certain other brands may be zero.	
Internet/On-Line Price Discount	0%		
Shelf Price Discount	0%		

Henry Schein		Vendor #1492	biddept@henryschein.com
135 Duryea Road		800-851-0400	
Melville, NY 11747		Joanne Viggiano	
Category Description	Catalog Discount as a Percentage	Notes	
Catalog Price Discount	18%	Using online catalog only; https://www.nxtbook.com/nxtbooks/henryschein/ssnfa_catalog_2019202/	
Internet/On-Line Price Discount	18%	Online link https://www.henryschein.com/us-en/athletics-schools/default.aspx?did=athletics-schools Hazardous materials handling charge \$30; office supplies and prescription items excluded, no minimum order; service fee of \$16.50 for orders under \$200; manufacturer freight charges will apply for all equipment	

Kaotik Innovations		Vendor #8299	naughtydog13@hotmail.com
5100 W. Tamarack Ave		956-222-0379	
McAllen, TX 78501		Esmer Nunez	
Category Description	Catalog Discount as a Percentage	Notes	
Catalog Price Discount	0%	Email for pricing	
Custom Price Discount	0%	Email for pricing	
Internet/On-Line Price Discount	0%	Email for pricing	

Lisco Sports, LLC		Vendor #3698	lisco@swbell.net
2101 E. 50th St.		806-762-5126	
Lubbock, TX 79404		Steve Lanham	
Category Description	Catalog Discount as a Percentage	Notes	
Catalog Price Discount	0%	Call for pricing	
Manufacture Price Discount	0%	Call for pricing	
Custom Price Discount	0%	Call for pricing	

Mission Consolidated Independent School District
 Tabulation Form
 Athletic Equipment and Supplies #200-26-0

M F Athletic Co 1600 Division Road West Warwick, RI 02893	Vendor #10149 800-556-7464 Jenn Lachapello	mfathletic@mfathletic.com
Category Description	Catalog Discount as a Percentage	Notes
Catalog Price Discount	10%	10% *Excludes: sales, pits, hurdles, pole vault poles, crossbars, timing systems, software, cardio equip, weight equip, in-ground equip, Items requiring special shipping or truck shipment by common carrier, other exclusions may apply. \$25 minimum order

NASCO Education, LLC 901 Janesville Ave Fort Atkinson, WI 53538	Vendor #103429 800-558-9595 Sara Straube	orders@nascoeducation.com
Category Description	Catalog Discount as a Percentage	Notes
Catalog Price Discount	10%	0-10% discount; free shipping for orders over \$199 after discount; \$5 for orders under \$50; https://www.enasco.com/catalog-directory

Performance Health Supply, LLC dba Medco Supply Company 28100 Torch Parkway, Suite 800 Warrenville, IL 60555	Vendor #105890 800-556-3326 Stephen Weiss	medcosalesupport@medcosupply.com
Category Description	Catalog Discount as a Percentage	Notes
Catalog Price Discount	25%	0-25% off catalog items; https://www.performancehealth.com/catalogs/performance-preferred?page=1

Quill LLC 300 Tri State International Drive, Suite 300 Lincolnshire, IL 60069	Vendor #62187 800-634-4809 Karrie Szalkowski	bid@quill.com Quill bid number: 23-31054 Account number: 1543102
Category Description	Catalog Discount as a Percentage	Notes
Internet/On-Line Price Discount	10%	Free shipping and 10% column discount; website www.quill.com

S and S Worldwide Inc 75 Mill St Colchester, CT 06415	Vendor #91967 800-642-7354 Erin Hemingway	bids@sww.com
Category Description	Catalog Discount as a Percentage	Notes
Catalog Price Discount	20%	Please be aware that this discount will apply to the current list price at the time of order placement. The discount cannot be combined with sale prices, special promotions, quantity breaks, offer codes, or internet specials. S&S Worldwide does not provide installations, assembly, removal of debris, or reconditioning of athletic items. The district will be eligible for free standard ground delivery services on all orders. Items labeled FOB/Dropship or "not available for free freight" are not eligible for free shipping. Freight charges for items that are not eligible for free shipping will have freight charges prepaid and added to the invoice. If the District plans to purchase items ineligible for free shipping we encourage our customers to contact us for a freight quote at the time of order placement. The discount does not apply to freight charges. https://www.sww.com/index.php
Internet/On-Line Price Discount	20%	

School Health Corporation 5600 Apollo Drive Rolling Meadows, IL 60008	Vendor #66560 866-323-5465 Amy Gallagher	bids@schoolhealth.com
Category Description	Catalog Discount as a Percentage	Notes
Catalog Price Discount	12%	Free shipping over \$125; shipping charge \$12.95 under \$125

School Specialty W6316 Design Drive Greenville, WI 54942	Vendor #105664 888-388-3224 Sarah Peterson	bidnotices@schoolspecialty.com Bid number: Q-394452
Category Description	Catalog Discount as a Percentage	Notes
Catalog Price Discount	35%	35% off the list price on supplies and 14% off the list price on furniture, AV tech, and equipment. Website https://www.schoolspecialty.com/digital-catalogs Items with "N" or "LN" or "no other discounts apply" are not eligible for discounts. Shipping \$9.95 or 15% charge based on NET subtotal

Speed Stacks Inc 15550 Arfsten Rd. Larkspur, CO 80118	Vendor # 872-468-2872 Lynn Ramos	info@speedstacks.com
Category Description	Catalog Discount as a Percentage	Notes
Catalog Price Discount	0%	Our instructor pricing is already discounted 15% from our online retail pricing; https://www.speedstacks.com/
Manufacture Price Discount	0%	
Internet/On-Line Price Discount	0%	
Shelf Price Discount	0%	

Texas Music Festivals dba Texas Music Festivals Enterprise Inc 216 East Business Highway 83 San Juan, TX 78589	Vendor #9257 956-984-9468 Angela Flinchbaugh	angela@tmftoursandtravel.com
Category Description	Catalog Discount as a Percentage	Notes
Catalog Price Discount	10%	Discount is on apparel only; https://www.tmftoursandtravel.com/

Varsity Brands, Inc. dba BSN Sports PO Box 7726 Dallas, TX 75209	Vendor #108577 800-527-7510 Conchevia Collins	bsnbid@bsnsports.com
Category Description	Catalog Discount as a Percentage	Notes
Catalog Price Discount	10%	Call for pricing; some exclusions may apply

SUBJECT: Adjustment to the Self-Funded Health Insurance Plan Employer Premium Contribution

PRESENTER: Sylvia Cruz, Executive Director for Business and Finance

BACKGROUND INFORMATION

The District’s self-funded health insurance plan is supported in part by the employer contribution, which plays a vital role in maintaining the plan’s financial health. Currently, the District contributes \$733.32 per employee each month. We are considering adjusting this amount to \$683.32 per employee per month. This proposed change has been carefully analyzed to ensure the long-term stability of the health insurance fund. Even with the reduction, the fund is projected to maintain a strong balance, enabling the District to continue managing resources responsibly while upholding its commitment to fiscal stewardship.

ADMINISTRATIVE CONSIDERATIONS

The reduction will take effect for all eligible employees beginning November 1, 2025. The Payroll, Benefits, and Risk Management departments have been notified and are prepared to implement the contribution adjustments. Ongoing monitoring will be conducted to ensure the fund remains financially stable.

FUNDING SOURCE AND AMOUNT

The adjustment will be covered by the District’s existing self-funded health insurance fund reserves, requiring no additional appropriations.

RECOMMENDATION:

Approval of a \$50 reduction in the self-funded health insurance employer contribution, effective November 1, 2025, with continued oversight of the fund’s financial status.

CONTACT PERSON (S)

Sylvia Cruz, Executive Director for Business and Finance
Hiram Burguete, Director for Payroll, Employee Benefits, and Risk Mgmt.

SUBJECT: Renewal of Interlocal Cooperation Agreement with Hidalgo County Tax Assessment and Collection for Tax Year 2025

PRESENTER: Sylvia Cruz, Executive Director for Business and Finance

BACKGROUND INFORMATION

Since the 1999-2000 school year, the Hidalgo County Tax Office has collected taxes for Mission CISD. This partnership has been cost-effective and beneficial. For the 2025-2026 fiscal year, starting July 1, 2025, Hidalgo County will charge a fee of \$79,008, the same as the previous year.

ADMINISTRATIVE CONSIDERATIONS

Under the Interlocal Cooperation Act, Texas Government Code Chapter 791, this agreement allows local government entities to collaborate to meet public and governmental needs and objectives.

FUNDING SOURCE AND AMOUNT

General Fund: \$79,008

RECOMMENDATION

Approve the renewal of the Interlocal Cooperation Agreement with Hidalgo County Tax Assessment and Collection for Tax Year 2025.

CONTACT PERSON (S)

Sylvia Cruz, Executive Director for Business and Finance
Jaime Lopez, Assistant Superintendent for Business and Finance
Pablo “Paul” Villarreal Jr., RTA, Hidalgo County Tax Assessor/Collector

Office of Tax Assessor-Collector

COUNTY of HIDALGO

Pablo "Paul" Villarreal, Jr. PCC.



May 27, 2025

Mr. Jaime Lopez, Asst. Superintendent
For Business & Finance, MCISD
1201 Bryce Drive
Mission, TX. 78572

P.O. Box 178
Edinburg, Texas 78540-0178
Ph. (956) 318-2157
Fax (956) 318-2733
www.hidalgocountytax.org

Dear Mr. Lopez,

As per Clause VI, consideration of our Collection of Taxes Contract be advised that the fee for the taxable year 2025 will remain at **\$79,008.00**. Effective July 1, 2025.

Please sign, date and return this letter to us as soon as possible.

Sincerely,

Pablo (Paul) Villarreal, Jr. PCC
Hidalgo County Tax Assessor-Collector

XC: Hon. Richard F. Cortez
Hidalgo County Judge

Ms. Letty Chavez
Hidalgo County Auditor

Accepted & Agreed:

By: _____
Signature

_____ Date

SUBJECT: Mission CISD Board Resolution Nominating Candidates for Hidalgo County Appraisal District Board of Directors (2026–2029)

PRESENTER: Sylvia Cruz, Executive Director for Business and Finance

BACKGROUND INFORMATION

The Board of Trustees of Mission Consolidated Independent School District (Mission CISD) has created a resolution to nominate candidates for the Hidalgo County Appraisal District Board of Directors for the 2026–2029 term. Under state law, all taxing entities associated with the district are authorized to nominate up to five individuals to serve on the Board, with terms beginning January 1, 2026.

The resolution specifies that Mission CISD must submit its nominations by October 15, 2025, through a written resolution to the Chief Appraiser. Mission CISD may nominate one (1) but no more than (2) candidates. Once submitted, these nominations will be considered by all taxing entities within Hidalgo County as part of the district-wide election process.

ADMINISTRATIVE CONSIDERATIONS

By approving this resolution, the Mission CISD Board of Trustees formally puts forward its selected nominee(s) for consideration to serve on the Hidalgo County Appraisal District Board of Directors, ensuring representation and participation in the governance of property appraisal matters that affect the district and community.

FUNDING SOURCE AND AMOUNT

Not applicable.

RECOMMENDATION:

Approval of the Mission CISD Board Resolution Nominating Candidates for Hidalgo County Appraisal District Board of Directors (2026–2029)

CONTACT PERSONS

Jaime Lopez, Assistant Superintendent for Business and Finance
Sylvia Cruz, Executive Director for Business and Finance

**A RESOLUTION OF THE BOARD OF TRUSTEES FOR
(Mission Consolidated Independent School District – Mission CISD)
EXPRESSING ITS NOMINATION FOR APPRAISAL DISTRICT DIRECTORS
FOR 2026-2029 OF THE HIDALGO COUNTY APPRAISAL DISTRICT
BOARD OF DIRECTORS:**

WHEREAS, the Board of Trustees for **Mission CISD** are authorized to make nominations for each position to be filled in the Hidalgo County Appraisal District Board of Directors; and

WHEREAS, these directors shall serve a term beginning January 1, 2026, and that all taxing entities associated with the Hidalgo County Appraisal District are authorized to nominate up to five (5) individuals for said Board; and

WHEREAS, the Board of Trustees for **Mission CISD** must submit the names of the nominees by written resolution to the Chief Appraiser by **October 15, 2025**.

NOW, THEREFORE, BE IT RESOLVED BY THE BOARD OF TRUSTEES FOR (NAME OF ENTITY) ISD, that the name(s):

(Name(s) of Nominee)

1. _____
2. _____

is/are hereby nominated by the Board of Trustees for **Mission CISD** to the Hidalgo County Appraisal District Board of Directors.

FURTHERMORE, the Board of Trustees for **Mission CISD** directs the Chief Appraiser to submit said nomination for consideration by all taxing entities within the Hidalgo County Appraisal District in the upcoming district election.

PASSED AND APPROVED this 8th day of October, 2025.

Dr. Cris Valdez, Superintendent for Mission CISD

ATTEST:

Secretary

SUBJECT: Budget Amendment

PRESENTER: Jaime Lopez, Assistant Superintendent for Business and Finance

BACKGROUND INFORMATION

In accordance with TEA budget and accounting procedures guidelines, the District's official budget includes the General Fund and Debt Service. The adoption of the budgets associated with these funds, and subsequent amendments, should be approved by the Board of Trustees. The authority to approve a budget or a budget amendment for a grant program, however, lies with the granting agency and not with the District's Board.

ADMINISTRATIVE CONSIDERATIONS

All requests for budget amendments have been reviewed and are justified for the programmatic or policy changes and adjustments of original estimates.

FUNDING SOURCE AND AMOUNT

General Fund \$132,841 increase in expenditures for construction projects. Detail is attached.

RECOMMENDATION

Approval of budget amendment as presented.

CONTACT PERSON(S)

Jaime Lopez, Assistant Superintendent for Business and Finance
Sylvia Cruz, Executive Director for Business and Finance
Fabiola Barberena, Accountant

Mission Consolidated Independent School District
GENERAL FUND
Budget Amendment for the Month of October 2025
Fiscal Year 2025 - 2026

Description	Amended Budget September 17, 2025	October Amendments	Amended Budget October 8, 2025
Unaudited Beginning Fund Balance	99,411,692		\$ 99,411,692
Revenues:			
5700 - Local	28,230,994	-	\$ 28,230,994
5800 - State	141,294,823	-	\$ 141,294,823
5900 - Federal	16,534,223	-	\$ 16,534,223
Total Revenues	186,060,040	-	186,060,040
Expenditures:			
11 Instruction	108,743,828	(56,241)	\$ 108,687,587
12 Inst. Res. & Media Services	2,518,190	-	\$ 2,518,190
13 Curriculum Dev. & Inst. Staff Dev.	2,273,209	10,900	\$ 2,284,109
21 Inst. Leadership	3,231,709	(960)	\$ 3,230,749
23 School Leadership	9,913,542	340	\$ 9,913,882
31 Guide., Counseling & Eval. Ser.	6,984,150	30	\$ 6,984,180
32 Social Work Services	153,795	-	\$ 153,795
33 Health Services	1,923,479	260	\$ 1,923,739
34 Student (Pupil) Trans.	5,509,456	-	\$ 5,509,456
35 Food Services	16,134,107	-	\$ 16,134,107
36 Curricular/Extracurricular Act.	8,122,700	65,821	\$ 8,188,521
41 General Administration	6,507,737	(19,638)	\$ 6,488,099
51 Plant Maint. & Operations	21,419,991	-	\$ 21,419,991
52 Security and Monitoring Serv.	4,703,015	15,160	\$ 4,718,175
53 Data Processing Services	3,764,731	-	\$ 3,764,731
61 Community Services	234,756	-	\$ 234,756
71 Debt Service	1,271,597	-	\$ 1,271,597
81 Fac. Acquisition & Const.	9,251,943	117,169	\$ 9,369,112
95 Pmt. to Juv. Justice Alt. Ed. Prg.	20,000	-	\$ 20,000
99 Other Intergovernmental Charges	350,000	-	\$ 350,000
Total Expenditures	\$ 213,031,935	\$ 132,841	\$ 213,164,776
7900 - Other Sources	28,455,312	\$ -	28,455,312
8900 - Other Uses	(28,455,312)	-	(28,455,312)
Total Other Financing Sources & (Uses)	\$ -	\$ -	\$ -
Un-Audited Ending Fund Balance	\$ 72,439,797	\$ (132,841)	\$ 72,306,956

Mission Consolidated Independent School District
GENERAL FUND
Budget Amendment for the Month of October 2025
Fiscal Year 2025 - 2026

Expenditures:

Function	Campus/Department	Type	Reason	Amount	Total
11 Instruction	Fine Arts	Functional	Repair and maintenance account function correction	\$ (65,821.00)	(56,241)
	MCHS	Functional	Professional Development	(1,800)	
	Salinas Elem	Functional	Reading Academies	(2,650)	
	Cantu Elem	Functional	Reading Academies	(8,000)	
	Dyslexia	Functional	Mileage for staff	3,000	
	Waitz Elem	Functional	Raptor - Integrated School Safety Software	(588)	
	Cavazos Elem	Functional	Reading Academies	(2,500)	
	Health Services	Functional	CPR classes	(180)	
	Escobar-Rios Elem	Functional	CPR classes	(60)	
	Midkiff Elem	Functional	Instructional Supplies	2,720	
	VMHS	Functional	Bio Lab instruction	19,638	
13 Curriculum Dev. & Inst. Staff Dev.	MCHS	Functional	Professional Development	1,800	10,900
	Salinas Elem	Functional	Reading Academies	2,650	
	Cantu Elem	Functional	Reading Academies	9,000	
	Dyslexia	Functional	Mileage for staff	(3,000)	
	Waitz Elem	Functional	TAHPERD training	280	
	Social Studies	Functional	Software	(140)	
	Cavazos Elem	Functional	Reading Academies	3,000	
	Escobar-Rios Elem	Functional	CPR classes	30	
	Midkiff Elem	Functional	Instructional Supplies	(2,720)	
21 Inst. Leadership	Social Studies	Functional	Software	140	(960)
	State/Federal Programs	Functional	Technology program renewal	(1,100)	
23 School Leadership	Waitz Elem	Functional	TAHPERD training	(80)	340
	State/Federal Programs	Functional	Technology program renewal	1,100	
	Cavazos Elem	Functional	Reading Academies	(500)	
	Health Services	Functional	CPR classes	(180)	
31 Guide., Counseling & Eval. Ser.	Escobar-Rios Elem	Functional	CPR classes	30	30

33 Health Services	Waitz Elem	Functional	TAHPERD training	(100)	
	Health Services	Functional	CPR classes	180	
	Health Services	Functional	CPR classes	<u>180</u>	260
36 Curricular/Extracurricular Act.	Fine Arts	Functional	Repair and maintenance account function correction	<u>65,821</u>	65,821
41 General Administration	VMHS	Functional	Bio Lab instruction	<u>(19,638)</u>	(19,638)
52 Security and Monitoring Serv.	Cantu Elem	Functional	Reading Academies	(1,000)	
	Waitz Elem	Functional	Raptor - Integrated School Safety Software	588	
	Waitz Elem	Functional	TAHPERD training	(100)	
	Safety and Security	Functional	Surveillance cameras	<u>15,672</u>	15,160
81 Fac. Acquisition & Const.	Safety and Security	Functional	Surveillance cameras	(15,672)	
	Construction	One Sided	Jose "Joe" Correa Jr. Agricultural Science Lab project	104,800	
	Construction	One Sided	EGV Architects - Districtwide Roofing Repairs	<u>28,041</u>	117,169
Expenditures Total				<u>\$</u>	<u>132,841</u>

SUBJECT: Donations

PRESENTER: Jaime Lopez, Assistant Superintendent for Business and Finance

BACKGROUND INFORMATION

In accordance with Board Policy CDC (Legal), all bequest of property for the benefit of the public schools shall, when not otherwise directed by the grantor, vest the property in the Board. Funds or other property donated, or the income therefrom, may be expended:

1. For any purpose designated by the donor that is in keeping with the lawful purposes of the schools that are to benefit from the donation;
or
2. For any legal purpose if the donor designated no specific purpose.

The District receives donations from various sources throughout the school year. The majority of donations are given to the student activity funds to be used for student travel and awards. Some donations are in cash and some are non-cash, such as equipment, food, and services.

ADMINISTRATION CONSIDERATION

For the period reported, total donations were \$42,614. The largest cash donation was \$2,500. The largest non-cash donation received was \$23,000. These donations benefit our students.

FUNDING SOURCE AND AMOUNT

Not applicable.

RECOMMENDATION:

Approval of donations.

CONTACT PERSON (S)

Jaime Lopez, Assistant Superintendent for Business and Finance
Sylvia Cruz, Executive Director for Business and Finance
Yajaira Paredes, Accountant

MISSION CISD CASH and INKIND/NONCASH DONATION FORM

FACE and Migrant Department
CAMPUS NAME

8/11/2025
Date

Region One
NAME OF DONOR

1900 W. Schunior
Address

Edinburg, TX 78541
City, State, Zip

956-984-6000
Telephone Number

\$6,000.00
DONATION AMOUNT

		6,000
Check	Cash	Inkind/Noncash donation

Revenue Account Number

Check #

Description of Noncash donation-(Include an estimated value).

120 Backpacks and School Supplies

List below any restrictions for this donation: (Attach letter from donor if one is provided)

Nancy Villarreal
PRINCIPAL'S SIGNATURE

4-Dec-24
Date

Instructions:

This form is to be used whenever a campus receives a donation. Send the original form to the Finance Director and attach a copy to the receipt. The account number should be included and any restrictions stated by the donor. If funds are restricted, call the Business Office for account number. Some grants or donations will be classified as special revenues and require a new grant budget to be set up.

MISSION CISD
CASH and INKIND/NONGASH DONATION FORM

VMHS
CAMPUS NAME

8/21/25
Date

MVM VOLLEYBALL BOOSTER
NAME OF DONOR

700 E. 2 MILE RD
Address

MISSION, TX 78574
City, State, Zip

956-890-1798
Telephone Number

\$ 350.00
DONATION AMOUNT

<input checked="" type="checkbox"/>	<input type="checkbox"/>	<input type="checkbox"/>
Check	Cash	Inkind/Noncash donation


Revenue Account Number

1052
Check #

Description of Noncash donation-(Include an estimated value).

List below any restrictions for this donation: (Attach letter from donor if one is provided)

Mission Volleyball Tournament
jr registration fee.


PRINCIPAL'S SIGNATURE

8/22/25
Date

Instructions:

MISSION CISD CASH and INKIND/NONCASH DONATION FORM

FACE and Migrant Department
CAMPUS NAME

8/22/2025
Date

Cross Church
NAME OF DONOR

1900 E. Expressway 83
Address

Mission TX 78572
City, State, Zip

956-399-5590
Telephone Number

\$3,000.00
DONATION AMOUNT

		3,000
Check	Cash	Inkind/Noncash donation

Revenue Account Number

Check #

Description of Noncash donation-(Include an estimated value).

60 Backpacks with materials

List below any restrictions for this donation: (Attach letter from donor if one is provided)

Nancy Villarreal
PRINCIPAL'S SIGNATURE

4-Dec-24
Date

Instructions:

This form is to be used whenever a campus receives a donation. Send the original form to the Finance Director and attach a copy to the receipt. The account number should be included and any restrictions stated by the donor. If funds are restricted, call the Business Office for account number. Some grants or donations will be classified as special revenues and require a new grant budget to be set up.

MISSION CISD CASH and INKIND/NONCASH DONATION FORM

FACE and Migrant Department
CAMPUS NAME

8/22/2025
Date

McCoys
NAME OF DONOR

200 W. Expressway 83
Address

Mission TX 78572
City, State, Zip

956-580-2550
Telephone Number

\$1,200.00
DONATION AMOUNT

		1,200
Check	Cash	Inkind/Noncash donation

Revenue Account Number

Check #

Description of Noncash donation-(Include an estimated value).

30 Backpacks and School Supplies

List below any restrictions for this donation: (Attach letter from donor if one is provided)

Nancy Villarreal
PRINCIPAL'S SIGNATURE

4-Dec-24
Date

Instructions:

This form is to be used whenever a campus receives a donation. Send the original form to the Finance Director and attach a copy to the receipt. The account number should be included and any restrictions stated by the donor. If funds are restricted, call the Business Office for account number. Some grants or donations will be classified as special revenues and require a new grant budget to be set up.

**MISSION CISD
CASH and INKIND/NONCASH DONATION FORM**

Mission Veterans Memorial HS
CAMPUS NAME

8/26/2025
Date

MVM Booster Club
NAME OF DONOR

2002 Royal Palms Dr
Address

Mission, Tx 78572
City, State, Zip

956-458-8658
Telephone Number

\$864.00
DONATION AMOUNT

X		
Check	Cash	Inkind/Noncash donation


087- Baseball
Revenue Account Number

116
Check #

Description of Noncash donation-(Include an estimated value).

Donation is to help pay for Game Caps

List below any restrictions for this donation: (Attach letter from donor if one is provided)


PRINCIPAL'S SIGNATURE

8/27/25
Date

Instructions:

This form is to be used whenever a campus receives a donation. Send the original form to the Finance Director and attach a copy to the receipt. The account number should be included and any restrictions stated by the donor. If funds are restricted, call the Business Office for account number. Some grants or donations will be classified as special revenues and require a new grant budget to be set up.

Board Workshop - October 1, 2025
Board Meeting - October 8, 2025

**MISSION CISD
CASH and INKIND/NONGASH DONATION FORM**

Midkiff Elementary 115
CAMPUS NAME

9/1/2025
Date

UGLI Foundation
NAME OF DONOR

12657 Alcolsta BLVD Ste 500
Address

San Ramon California 94583
City, State, Zip

Telephone Number

\$2,000.00
DONATION AMOUNT

<input checked="" type="checkbox"/>	<input type="checkbox"/>	<input type="checkbox"/>
Check	Cash	Inkind/Noncash donation


Revenue Account Number

9914149052
Check #

Description of Noncash donation-(Include an estimated value).

List below any restrictions for this donation: (Attach letter from donor if one is provided)

To be used for students in the UGLI Friendship Force group as needed.


PRINCIPAL'S SIGNATURE

09/01/2025
Date

Instructions:

This form is to be used whenever a campus receives a donation. Send the original form to the Finance Director and attach a copy to the receipt. The account number should be included and any restrictions stated by the donor. If funds are restricted, call the Business Office for account number. Some grants or donations will be classified as special revenues and require a new grant budget to be set up.

Board Workshop - October 1, 2025
Board Meeting - October 8, 2025

MISSION CISD
CASH and INKIND/NONGASH DONATION FORM

VMHS
CAMPUS NAME

9-1-25
Date

Volleyball Booster
NAME OF DONOR

Address

Mission CISD
City, State, Zip

Telephone Number

2,050.00
DONATION AMOUNT

Check Cash Inkind/Noncash donation

086
Revenue Account Number

2926
Check #

Description of Noncash donation-(Include an estimated value).
Tournament Entry
El Patro plates Donation

Check - \$ 300.00
Cash - \$ 1,750.00
total - \$ 2,050.00

List below any restrictions for this donation: (Attach letter from donor if one is provided)

No restrictions, monies to be used to benefit
the Volleyball program.


PRINCIPAL'S SIGNATURE

9/2/25
Date

Instructions:

MISSION GISD
CASH and INKIND/NONGASH DONATION FORM

Veterans Memorial HS
CAMPUS NAME

9/9/25
Date

Eisenhower Band
NAME OF DONOR

7922 Antoine Dr.
Address

Houston, TX 770884312
City, State, Zip

(281) 878-0900
Telephone Number

\$1,250.⁰⁰
DONATION AMOUNT

<input checked="" type="checkbox"/>	<input type="checkbox"/>	<input type="checkbox"/>
Check	Cash	Inkind/Noncash donation

051
Revenue Account Number

1210
Check #

Description of Noncash donation-(Include an estimated value).
N/A

List below any restrictions for this donation: (Attach letter from donor if one is provided)
No restrictions - to benefit the club

Roy
PRINCIPAL'S SIGNATURE

9/10/25
Date

Instructions:

MISSION CISD CASH and INKIND/NONCASH DONATION FORM

FACE and Migrant Department
CAMPUS NAME

9/16/2025
Date

United Way of South Texas
NAME OF DONOR

PO Box 187
Address

McAllen, TX 78505
City, State, Zip

956-686-6331
Telephone Number

\$2,500.00
DONATION AMOUNT

Check	Cash	Inkind/Noncash donation

499-00-5744-UNI-000-00-0-00
Revenue Account Number

9174
Check #

Description of Noncash donation-(Include an estimated value).

Check donation for 11th and 12th grade students needing support with Gas, Utilities, Medical, Food, Rent Assistance, Clothing, etc.

List below any restrictions for this donation: (Attach letter from donor if one is provided)

Nancy Villarreal
PRINCIPAL'S SIGNATURE

9/16/2025
Date

Instructions:

This form is to be used whenever a campus receives a donation. Send the original form to the Finance Director and attach a copy to the receipt. The account number should be included and any restrictions stated by the donor. If funds are restricted, call the Business Office for account number. Some grants or donations will be classified as special revenues and require a new grant budget to be set up.

Board Workshop - October 1, 2025
Board Meeting - October 8, 2025

**MISSION CISD
CASH and INKIND/NONCASH DONATION FORM**

Health Services / Central Office
CAMPUS NAME

9/18/2025
Date

BioRidge Pharma
NAME OF DONOR

325 Columbia Turnpike
Address

Florham Park, NJ 07932
City, State, Zip

(844) 381-4330
Telephone Number

\$22,999.54
DONATION AMOUNT

		X
Check	Cash	Inkind/Noncash donation


Revenue Account Number

Check #

Description of Noncash donation-(Include an estimated value).

31 EPIPEN 2-pack Auto-Injector 0.3mg units @ \$499.99 each
15 EPIPEN JR 2-pack Auto-Injector 0.15mg units @ \$499.99 each

List below any restrictions for this donation: (Attach letter from donor if one is provided)


PRINCIPAL'S SIGNATURE

9/18/25
Date

Instructions:

This form is to be used whenever a campus receives a donation. Send the original form to the Finance Director and attach a copy to the receipt. The account number should be included and any restrictions stated by the donor. If funds are restricted, call the Business Office for account number. Some grants or donations will be classified as special revenues and require a new grant budget to be set up.

Board Workshop - October 1, 2025
Board Meeting - October 8, 2025

SUBJECT: Tax Collection Report

PRESENTER: Jaime Lopez, Assistant Superintendent for Business and Finance

BACKGROUND INFORMATION

The Hidalgo County Assessor & Collector has been collecting the District's taxes since December 1999. Both current and delinquent taxes are collected by Hidalgo County on our behalf.

ADMINISTRATIVE CONSIDERATIONS

Tax roll adjustments due to corrections, rollbacks, homesteads, dropped years, etc., resulted in a net decrease of \$3,142. Adjustments are reviewed and posted to the general ledger on a monthly basis. These modifications are included as part of the monthly tax report. Collections for August 2025 totaled \$293,346. The monthly fee for this service is \$6,584.00.

Attached is the August 2025 Tax Collection Report

FUNDING SOURCE AND AMOUNT

Local Maintenance Levy Modification (\$2,225)
Debt Service Levy Modification (\$917)
Rollbacks \$0

RECOMMENDATION:

Approval of August 2025 Tax Collection Report.

CONTACT PERSON (S)

Jaime Lopez, Assistant Superintendent for Business and Finance
Sylvia Cruz, Executive Director for Business and Finance
Fabiola Barberena, Finance Accountant

PABLO "PAUL" VILLARREAL JR., ASSESSOR & COLLECTOR
MISSION C.I.S.D. TAXES COLLECTED FOR:
AUGUST 2025

COMPARATIVE RATE OF COLLECTIONS

MISSION C.I.S.D. SMS - 48	ORIGINAL TAX LEVY	COLLECTED TO DATE	DROPPED YRS AFTER PURGE	MODIF. TO DATE	TAXES OUTSTANDING	PERCENT 2025/2026	COLLECTED 2024/2025
2025 TAX ROLL			-		-	#DIV/0!	
2024 & PRIOR YRS ROLLBACK	5,166,790.99	435,344.82	(64,320.86)	(127,625.85)	4,539,499.46	8.75%	4.52%
	161,526.28	29,746.31	-		131,779.97	18.42%	44.65%
TOTALS	5,328,317.27	465,091.13	(64,320.86)	(127,625.85)	4,671,279.43		

BREAKDOWN OF TAX COLLECTIONS AND FEES FOR THE MONTH OF AUGUST 2025

	MISSION C.I.S.D.	MONTHLY MODIFICATIONS
CURRENT YEAR-BASE TAX	-	- CURRENT
CURRENT YEAR-P&I	-	
PRIOR YEARS-BASE TAX	204,342.16	(3,142.09) PRIOR
PRIOR YEARS-P&I	51,881.20	
ROLLBACK	-	- ROLLBACK
ROLLBACK P&I	-	
ATTORNEY FEES	37,122.44	- PURGED
TOTAL COLLECTIONS	293,345.80	(3,142.09)
LESS TRANSFERRED	193,862.42	
LESS IN TRANSIT	92,839.89	
LESS DUE TO HCAD COMM FEES	59.49	
LESS DUE TO CO TREASURER	6,584.00	
BALANCE	(0.00)	

*****AFFIDAVIT*****

I, PABLO "PAUL" VILLARREAL JR., ASSESSOR-COLLECTOR OF TAXES FOR THE MISSION C.I.S.D., DO SOLEMNLY SWEAR THAT THE ABOVE STATEMENT OF TAXES COLLECTED BY ME FOR THE MONTH OF AUGUST 2025 IS CORRECT.

Pablo (Paul) Villarreal Jr.
ASSESSOR-COLLECTOR OF TAXES FOR MISSION C.I.S.D., TEXAS



SWORN AND SUBSCRIBED BEFORE ME THIS 11TH DAY OF SEPTEMBER 2025 A.D.

Mark Martinez
NOTARY PUBLIC, HIDALGO COUNTY, TEXAS



**PABLO "PAUL" VILLARREAL JR., ASSESSOR & COLLECTOR
MISSION CONSOLIDATED INDEPENDENT SCHOOL DISTRICT
TAX COLLECTION REPORT
FOR THE MONTH OF AUGUST 2025**

<u>AD VALOREM - MISSION CISD</u>	<u>2025-2026</u>	<u>2024-2025</u>	<u>DIFFERENCE</u>
<u>2025 CURRENT</u>			
ORIGINAL LEVY	0.00	0.00	0.00
MODIFICATIONS	0.00	0.00	0.00
CURRENT LEVY	0.00	0.00	0.00
CURRENT COLLECTIONS THIS MONTH	0.00	0.00	0.00
CURRENT COLLECTIONS TO DATE	0.00	0.00	0.00
OUTSTANDING TO DATE	0.00	0.00	0.00
PERCENT COLLECTED/ORIGINAL	#DIV/0!	#DIV/0!	#DIV/0!
PERCENT COLLECTED/MODIFIED	#DIV/0!	#DIV/0!	#DIV/0!
TOTAL COLLECTIONS FISCAL YEAR	0.00	0.00	
<u>DELINQUENT</u>			
ORIGINAL LEVY	5,166,790.99	4,930,572.66	236,218.33
MODIFICATIONS	(191,946.71)	(490,256.13)	298,309.42
DELINQUENT LEVY	4,974,844.28	4,440,316.53	534,527.75
DELINQUENT COLLECTIONS MONTHLY GROSS	204,402.50	239,498.94	(35,096.44)
DELINQUENT YEAR REFUNDS THIS MONTH	(60.34)	0.00	(60.34)
DELINQUENT COLLECTIONS THIS MONTH	204,342.16	239,498.94	(35,156.78)
DELINQUENT COLLECTIONS GROSS	552,813.49	608,352.47	(55,538.98)
DELINQUENT YEAR REFUNDS TO DATE	(117,468.67)	(407,531.93)	290,063.26
DELINQUENT COLLECTIONS TO DATE	435,344.82	200,820.54	234,524.28
OUTSTANDING TO DATE	4,539,499.46	4,239,495.99	300,003.47
PERCENT COLLECTED/ORIGINAL	8.43%	4.07%	4.36%
PERCENT COLLECTED W/REFUNDS	10.70%	12.34%	-1.64%
PERCENT COLLECTED/MODIFIED	8.75%	4.52%	4.23%
TOTAL COLLECTIONS FISCAL YEAR	435,344.82	200,820.54	
<u>ROLLBACK</u>			
ORIGINAL LEVY	161,526.28	78,452.50	83,073.78
MODIFICATIONS	0.00	0.00	0.00
ROLLBACK LEVY	161,526.28	78,452.50	83,073.78
ROLLBACK COLLECTIONS THIS MONTH	0.00	8,758.38	(8,758.38)
ROLLBACK COLLECTIONS TO DATE	29,746.31	35,031.56	(5,285.25)
OUTSTANDING TO DATE	131,779.97	43,420.94	88,359.03
PERCENT COLLECTED/ORIGINAL	18.42%	44.65%	-26.23%
PERCENT COLLECTED/MODIFIED	18.42%	44.65%	-26.23%
TOTAL COLLECTIONS FISCAL YEAR	29,746.31	35,031.56	

**HIDALGO COUNTY TAX OFFICE
MISSION CISD**

MODIFICATIONS FOR THE MONTH OF AUGUST 2025

YR	RATE	M&O	%	ADJ	M&O	I&S	%	I&S
2024	1.1130	0.7869	70.70%	(1,622.76)	(1,147.30)	0.3261	29.30%	(475.46)
2023	1.1130	0.7892	70.91%	(1,519.33)	(1,077.32)	0.3238	29.09%	(442.01)
2022	1.1130	0.9429	84.72%	-	0.00	0.1701	15.28%	0.00
2021	1.1332	0.9719	85.77%	-	0.00	0.1613	14.23%	0.00
2020	1.1993	1.0280	85.72%	-	0.00	0.1713	14.28%	0.00
2019	1.2396	1.0684	86.19%	-	0.00	0.1712	13.81%	0.00
2018	1.3398	1.1700	87.33%	-	0.00	0.1698	12.67%	0.00
2017	1.3502	1.1700	86.65%	-	0.00	0.1802	13.35%	0.00
2016	1.3582	1.1700	86.14%	-	0.00	0.1882	13.86%	0.00
2015	1.3672	1.1700	85.58%	-	0.00	0.1972	14.42%	0.00
2014	1.3300	1.1700	87.97%	-	0.00	0.1600	12.03%	0.00
2013	1.3000	1.1700	90.00%	-	0.00	0.1300	10.00%	0.00
2012	1.3000	1.1700	90.00%	-	0.00	0.1300	10.00%	0.00
2011	1.3000	1.1700	90.00%	-	0.00	0.1300	10.00%	0.00
2010	1.3000	1.0400	80.00%	-	0.00	0.2600	20.00%	0.00
2009	1.2800	1.0400	81.25%	-	0.00	0.2400	18.75%	0.00
2008	1.2400	1.0400	83.87%	-	0.00	0.2000	16.13%	0.00
2007	1.1800	1.0400	88.14%	-	0.00	0.1400	11.86%	0.00
2006	1.4574	1.3374	91.77%	-	0.00	0.1200	8.23%	0.00
2005	1.5632	1.4632	93.60%	-	0.00	0.1000	6.40%	0.00
2004	1.5691	1.4632	93.25%	-	0.00	0.1059	6.75%	0.00
2003	1.5841	1.4632	92.37%	-	0.00	0.1209	7.63%	0.00
2002	1.5841	1.4500	91.53%	-	0.00	0.1341	8.47%	0.00
TOTAL				(3,142.09)	(2,224.62)			(917.47)
				M&O				I&S
CURRENT				-	-			-
DELINQUENT				(3,142.09)	(2,224.62)			(917.47)
TOTAL				(3,142.09)	(2,224.62)			(917.47)

ROLLBACK MODIFICATIONS FOR THE MONTH OF AUGUST 2025

YR	RATE	M&O	%	ADJ	M&O	I&S	%	I&S
2024	1.1130	0.7869	70.70%	-	0.00	0.3261	29.30%	0.00
2023	1.1130	0.7892	70.91%	-	0.00	0.3238	29.09%	0.00
2022	1.1130	0.9429	84.72%	-	0.00	0.1701	15.28%	0.00
2021	1.1332	0.9719	85.77%	-	0.00	0.1613	14.23%	0.00
2020	1.1993	1.0280	85.72%	-	0.00	0.1713	14.28%	0.00
2019	1.2396	1.0684	86.19%	-	0.00	0.1712	13.81%	0.00
2018	1.3398	1.1700	87.33%	-	0.00	0.1698	12.67%	0.00
TOTAL				0.00	0.00			0.00
				M&O				I&S
CURRENT				-	-			-
DELINQUENT				-	-			-
TOTAL				-	-			-

09/03/2025 19:16:34 4918864
 TC298-D SELECTION: SYSTEM
 RECEIPT DATE: ALL
 LOCATION: LOCATION NAME NOT FOUND

TAX COLLECTION SYSTEM
 DEPOSIT DISTRIBUTION
 FROM: 08/01/2025 THRU 08/31/2025
 JURISDICTION: 0048 MISSION CISD

PAGE: 74
 EXCLUDES AG ROLLBACK

YEAR	FUND	TAX RATE	LEVY PAID	DISCOUNT GIVEN	PENALTY INTEREST	TIF AMOUNT	DISBURSE TOTAL	ATTORNEY	OTHER FEES	REFUND AMOUNT	PAYMENT AMOUNT
2024	M & O	.786900	109,837.12	.00	20,314.78	.00	130,151.90	26,816.21	.00	.00	156,968.11
	I & S	.326100	45,517.95	.00	8,418.57	.00	53,936.52	.00	.00	.00	53,936.52
	TOTAL	1.113000	155,355.07	.00	28,733.35	.00	184,088.42	26,816.21	.00	.00	210,904.63
2023	M & O	.789200	21,402.48	.00	6,589.39	.00	27,991.87	5,882.62	.00	.00	33,874.49
	I & S	.323800	8,781.20	.00	2,703.48	.00	11,484.68	.00	.00	.00	11,484.68
	TOTAL	1.113000	30,183.68	.00	9,292.87	.00	39,476.55	5,882.62	.00	.00	45,359.17
2022	M & O	.942900	7,446.27	.00	3,056.90	.00	10,503.17	1,772.22	.00	.00	12,275.39
	I & S	.170100	1,343.28	.00	551.47	.00	1,894.75	.00	.00	.00	1,894.75
	TOTAL	1.113000	8,789.55	.00	3,608.37	.00	12,397.92	1,772.22	.00	.00	14,170.14
2021	M & O	.971900	2,483.94	.00	1,297.85	.00	3,781.79	634.37	.00	.00	4,416.16
	I & S	.161300	412.23	.00	215.36	.00	627.59	.00	.00	.00	627.59
	TOTAL	1.133200	2,896.17	.00	1,513.21	.00	4,409.38	634.37	.00	.00	5,043.75
2020	M & O	1.028000	854.99	.00	572.59	.00	1,427.58	249.82	.00	.00	1,677.40
	I & S	.171300	142.46	.00	95.41	.00	237.87	.00	.00	.00	237.87
	TOTAL	1.199300	997.45	.00	668.00	.00	1,665.45	249.82	.00	.00	1,915.27
2019	M & O	1.068350	780.08	.00	614.78	.00	1,394.86	242.76	.00	.00	1,637.62
	I & S	.171200	125.00	.00	98.52	.00	223.52	.00	.00	.00	223.52
	TOTAL	1.239550	905.08	.00	713.30	.00	1,618.38	242.76	.00	.00	1,861.14
2018	M & O	1.170000	708.60	.00	644.82	.00	1,353.42	232.47	.00	.00	1,585.89
	I & S	.169800	102.84	.00	93.59	.00	196.43	.00	.00	.00	196.43
	TOTAL	1.339800	811.44	.00	738.41	.00	1,549.85	232.47	.00	.00	1,782.32
2017	M & O	1.170000	66.81	.00	68.81	.00	135.62	23.48	.00	.00	159.10
	I & S	.180200	10.29	.00	10.59	.00	20.88	.00	.00	.00	20.88
	TOTAL	1.350200	77.10	.00	79.40	.00	156.50	23.48	.00	.00	179.98
2016	M & O	1.170000	165.34	.00	190.16	.00	355.50	61.90	.00	.00	417.40
	I & S	.188200	26.59	.00	30.59	.00	57.18	.00	.00	.00	57.18
	TOTAL	1.358200	191.93	.00	220.75	.00	412.68	61.90	.00	.00	474.58
2015	M & O	1.170000	910.99	.00	801.99	.00	1,712.98	170.87	.00	.00	1,883.85
	I & S	.197200	153.55	.00	135.16	.00	288.71	.00	.00	.00	288.71
	TOTAL	1.367200	1,064.54	.00	937.15	.00	2,001.69	170.87	.00	.00	2,172.56
2014	M & O	1.170000	192.15	.00	265.86	.00	458.01	77.66	.00	.00	535.67
	I & S	.160000	26.28	.00	36.36	.00	62.64	.00	.00	.00	62.64
	TOTAL	1.330000	218.43	.00	302.22	.00	520.65	77.66	.00	.00	598.31
2013	M & O	1.170000	197.89	.00	298.81	.00	496.70	16.85	.00	.00	513.55
	I & S	.130000	21.99	.00	33.20	.00	55.19	.00	.00	.00	55.19
	TOTAL	1.300000	219.88	.00	332.01	.00	551.89	16.85	.00	.00	568.74

YEAR	FUND	TAX RATE	LEVY PAID	DISCOUNT GIVEN	PENALTY INTEREST	TIF AMOUNT	DISBURSE TOTAL	ATTORNEY	OTHER FEES	REFUND AMOUNT	PAYMENT AMOUNT
2012	M & O	1.170000	462.41	.00	503.42	.00	965.83	74.53	.00	.00	1,040.36
	I & S	.130000	51.38	.00	55.95	.00	107.33	.00	.00	.00	107.33
	TOTAL	1.300000	513.79	.00	559.37	.00	1,073.16	74.53	.00	.00	1,147.69
2011	M & O	1.170000	306.42	.00	535.17	.00	841.59	140.27	.00	.00	981.86
	I & S	.130000	34.05	.00	59.47	.00	93.52	.00	.00	.00	93.52
	TOTAL	1.300000	340.47	.00	594.64	.00	935.11	140.27	.00	.00	1,075.38
2010	M & O	1.040000	211.03	.00	394.64	.00	605.67	113.57	.00	.00	719.24
	I & S	.260000	52.76	.00	98.66	.00	151.42	.00	.00	.00	151.42
	TOTAL	1.300000	263.79	.00	493.30	.00	757.09	113.57	.00	.00	870.66
2009	M & O	1.040000	163.69	.00	325.76	.00	489.45	90.36	.00	.00	579.81
	I & S	.240000	37.78	.00	75.17	.00	112.95	.00	.00	.00	112.95
	TOTAL	1.280000	201.47	.00	400.93	.00	602.40	90.36	.00	.00	692.76
2008	M & O	1.040000	228.95	.00	483.09	.00	712.04	127.35	.00	.00	839.39
	I & S	.200000	44.03	.00	92.90	.00	136.93	.00	.00	.00	136.93
	TOTAL	1.240000	272.98	.00	575.99	.00	848.97	127.35	.00	.00	976.32
2007	M & O	1.040000	266.27	.00	524.55	.00	790.82	110.24	.00	.00	901.06
	I & S	.140000	35.85	.00	70.61	.00	106.46	.00	.00	.00	106.46
	TOTAL	1.180000	302.12	.00	595.16	.00	897.28	110.24	.00	.00	1,007.52
2006	M & O	1.337400	214.04	.00	340.31	.00	554.35	61.58	.00	.00	615.93
	I & S	.120000	19.20	.00	30.54	.00	49.74	.00	.00	.00	49.74
	TOTAL	1.457400	233.24	.00	370.85	.00	604.09	61.58	.00	.00	665.67
2005	M & O	1.463200	130.89	.00	323.30	.00	454.19	72.79	.00	.00	526.98
	I & S	.100000	8.95	.00	22.10	.00	31.05	.00	.00	.00	31.05
	TOTAL	1.563200	139.84	.00	345.40	.00	485.24	72.79	.00	.00	558.03
2004	M & O	1.463200	43.74	.00	82.09	.00	125.83	15.06	.00	.00	140.89
	I & S	.105900	3.17	.00	5.94	.00	9.11	.00	.00	.00	9.11
	TOTAL	1.569100	46.91	.00	88.03	.00	134.94	15.06	.00	.00	150.00
2003	M & O	1.463200	267.54	.00	572.54	.00	840.08	116.88	.00	.00	956.96
	I & S	.120900	22.11	.00	47.31	.00	69.42	.00	.00	.00	69.42
	TOTAL	1.584100	289.65	.00	619.85	.00	909.50	116.88	.00	.00	1,026.38
1995	M & O	1.184200	18.82	.00	66.87	.00	85.69	14.86	.00	.00	100.55
	I & S	.210800	3.35	.00	11.90	.00	15.25	.00	.00	.00	15.25
	TOTAL	1.395000	22.17	.00	78.77	.00	100.94	14.86	.00	.00	115.80
1994	M & O	1.170000	4.52	.00	16.61	.00	21.13	3.72	.00	.00	24.85
	I & S	.230000	.89	.00	3.26	.00	4.15	.00	.00	.00	4.15
	TOTAL	1.400000	5.41	.00	19.87	.00	25.28	3.72	.00	.00	29.00

09/03/2025 19:16:34 4918864
 TC298-D SELECTION: SYSTEM
 RECEIPT DATE: ALL
 LOCATION: LOCATION NAME NOT FOUND

TAX COLLECTION SYSTEM
 DEPOSIT DISTRIBUTION
 FROM: 08/01/2025 THRU 08/31/2025
 JURISDICTION: 0048 MISSION CISD

PAGE: 76
 EXCLUDES AG ROLLBACK

YEAR	FUND	TAX RATE	LEVY PAID	DISCOUNT GIVEN	PENALTY INTEREST	TIF AMOUNT	DISBURSE TOTAL	ATTORNEY	OTHER FEES	REFUND AMOUNT	PAYMENT AMOUNT
ALL	M & O		147,364.98	.00	38,885.09	.00	186,250.07	37,122.44	.00	.00	223,372.51
ALL	I & S		56,977.18	.00	12,996.11	.00	69,973.29	.00	.00	.00	69,973.29
ALL	TOTAL		204,342.16	.00	51,881.20	.00	256,223.36	37,122.44	.00	.00	293,345.80
DLQ	M & O		37,527.86	.00	18,570.31	.00	56,098.17	10,306.23	.00	.00	66,404.40
DLQ	I & S		11,459.23	.00	4,577.54	.00	16,036.77	.00	.00	.00	16,036.77
DLQ	TOTAL		48,987.09	.00	23,147.85	.00	72,134.94	10,306.23	.00	.00	82,441.17
CURR	M & O		109,837.12	.00	20,314.78	.00	130,151.90	26,816.21	.00	.00	156,968.11
CURR	I & S		45,517.95	.00	8,418.57	.00	53,936.52	.00	.00	.00	53,936.52
CURR	TOTAL		155,355.07	.00	28,733.35	.00	184,088.42	26,816.21	.00	.00	210,904.63

YEAR	FUND	TAX RATE	LEVY PAID	DISCOUNT GIVEN	PENALTY INTEREST	TIF AMOUNT	DISBURSE TOTAL	ATTORNEY	OTHER FEES	REFUND AMOUNT	PAYMENT AMOUNT
2024	M & O	.786900	109,837.12	.00	20,314.78	.00	130,151.90	26,816.21	.00	.00	156,968.11
	I & S	.326100	45,517.95	.00	8,418.57	.00	53,936.52	.00	.00	.00	53,936.52
	TOTAL	1.113000	155,355.07	.00	28,733.35	.00	184,088.42	26,816.21	.00	.00	210,904.63
2023	M & O	.789200	21,402.48	.00	6,589.39	.00	27,991.87	5,882.62	.00	.00	33,874.49
	I & S	.323800	8,781.20	.00	2,703.48	.00	11,484.68	.00	.00	.00	11,484.68
	TOTAL	1.113000	30,183.68	.00	9,292.87	.00	39,476.55	5,882.62	.00	.00	45,359.17
2022	M & O	.942900	7,446.27	.00	3,056.90	.00	10,503.17	1,772.22	.00	.00	12,275.39
	I & S	.170100	1,343.28	.00	551.47	.00	1,894.75	.00	.00	.00	1,894.75
	TOTAL	1.113000	8,789.55	.00	3,608.37	.00	12,397.92	1,772.22	.00	.00	14,170.14
2021	M & O	.971900	2,483.94	.00	1,297.85	.00	3,781.79	634.37	.00	.00	4,416.16
	I & S	.161300	412.23	.00	215.36	.00	627.59	.00	.00	.00	627.59
	TOTAL	1.133200	2,896.17	.00	1,513.21	.00	4,409.38	634.37	.00	.00	5,043.75
2020	M & O	1.028000	854.99	.00	572.59	.00	1,427.58	249.82	.00	.00	1,677.40
	I & S	.171300	142.46	.00	95.41	.00	237.87	.00	.00	.00	237.87
	TOTAL	1.199300	997.45	.00	668.00	.00	1,665.45	249.82	.00	.00	1,915.27
2019	M & O	1.068350	780.08	.00	614.78	.00	1,394.86	242.76	.00	.00	1,637.62
	I & S	.171200	125.00	.00	98.52	.00	223.52	.00	.00	.00	223.52
	TOTAL	1.239550	905.08	.00	713.30	.00	1,618.38	242.76	.00	.00	1,861.14
2018	M & O	1.170000	708.60	.00	644.82	.00	1,353.42	232.47	.00	.00	1,585.89
	I & S	.169800	102.84	.00	93.59	.00	196.43	.00	.00	.00	196.43
	TOTAL	1.339800	811.44	.00	738.41	.00	1,549.85	232.47	.00	.00	1,782.32
2017	M & O	1.170000	66.81	.00	68.81	.00	135.62	23.48	.00	.00	159.10
	I & S	.180200	10.29	.00	10.59	.00	20.88	.00	.00	.00	20.88
	TOTAL	1.350200	77.10	.00	79.40	.00	156.50	23.48	.00	.00	179.98
2016	M & O	1.170000	165.34	.00	190.16	.00	355.50	61.90	.00	.00	417.40
	I & S	.188200	26.59	.00	30.59	.00	57.18	.00	.00	.00	57.18
	TOTAL	1.358200	191.93	.00	220.75	.00	412.68	61.90	.00	.00	474.58
2015	M & O	1.170000	910.99	.00	801.99	.00	1,712.98	170.87	.00	.00	1,883.85
	I & S	.197200	153.55	.00	135.16	.00	288.71	.00	.00	.00	288.71
	TOTAL	1.367200	1,064.54	.00	937.15	.00	2,001.69	170.87	.00	.00	2,172.56
2014	M & O	1.170000	192.15	.00	265.86	.00	458.01	77.66	.00	.00	535.67
	I & S	.160000	26.28	.00	36.36	.00	62.64	.00	.00	.00	62.64
	TOTAL	1.330000	218.43	.00	302.22	.00	520.65	77.66	.00	.00	598.31
2013	M & O	1.170000	197.89	.00	298.81	.00	496.70	16.85	.00	.00	513.55
	I & S	.130000	21.99	.00	33.20	.00	55.19	.00	.00	.00	55.19
	TOTAL	1.300000	219.88	.00	332.01	.00	551.89	16.85	.00	.00	568.74

09/03/2025 18:36:50 4918863
 TC298-D SELECTION: SYSTEM
 RECEIPT DATE: ALL
 LOCATION: LOCATION NAME NOT FOUND

TAX COLLECTION SYSTEM
 DEPOSIT DISTRIBUTION
 FROM: 08/01/2025 THRU 08/31/2025
 JURISDICTION: 0048 MISSION CISD

PAGE: 75
 INCLUDES AG ROLLBACK

YEAR	FUND	TAX RATE	LEVY PAID	DISCOUNT GIVEN	PENALTY INTEREST	TIF AMOUNT	DISBURSE TOTAL	ATTORNEY	OTHER FEES	REFUND AMOUNT	PAYMENT AMOUNT
2012	M & O	1.170000	462.41	.00	503.42	.00	965.83	74.53	.00	.00	1,040.36
	I & S	.130000	51.38	.00	55.95	.00	107.33	.00	.00	.00	107.33
	TOTAL	1.300000	513.79	.00	559.37	.00	1,073.16	74.53	.00	.00	1,147.69
2011	M & O	1.170000	306.42	.00	535.17	.00	841.59	140.27	.00	.00	981.86
	I & S	.130000	34.05	.00	59.47	.00	93.52	.00	.00	.00	93.52
	TOTAL	1.300000	340.47	.00	594.64	.00	935.11	140.27	.00	.00	1,075.38
2010	M & O	1.040000	211.03	.00	394.64	.00	605.67	113.57	.00	.00	719.24
	I & S	.260000	52.76	.00	98.66	.00	151.42	.00	.00	.00	151.42
	TOTAL	1.300000	263.79	.00	493.30	.00	757.09	113.57	.00	.00	870.66
2009	M & O	1.040000	163.69	.00	325.76	.00	489.45	90.36	.00	.00	579.81
	I & S	.240000	37.78	.00	75.17	.00	112.95	.00	.00	.00	112.95
	TOTAL	1.280000	201.47	.00	400.93	.00	602.40	90.36	.00	.00	692.76
2008	M & O	1.040000	228.95	.00	483.09	.00	712.04	127.35	.00	.00	839.39
	I & S	.200000	44.03	.00	92.90	.00	136.93	.00	.00	.00	136.93
	TOTAL	1.240000	272.98	.00	575.99	.00	848.97	127.35	.00	.00	976.32
2007	M & O	1.040000	266.27	.00	524.55	.00	790.82	110.24	.00	.00	901.06
	I & S	.140000	35.85	.00	70.61	.00	106.46	.00	.00	.00	106.46
	TOTAL	1.180000	302.12	.00	595.16	.00	897.28	110.24	.00	.00	1,007.52
2006	M & O	1.337400	214.04	.00	340.31	.00	554.35	61.58	.00	.00	615.93
	I & S	.120000	19.20	.00	30.54	.00	49.74	.00	.00	.00	49.74
	TOTAL	1.457400	233.24	.00	370.85	.00	604.09	61.58	.00	.00	665.67
2005	M & O	1.463200	130.89	.00	323.30	.00	454.19	72.79	.00	.00	526.98
	I & S	.100000	8.95	.00	22.10	.00	31.05	.00	.00	.00	31.05
	TOTAL	1.563200	139.84	.00	345.40	.00	485.24	72.79	.00	.00	558.03
2004	M & O	1.463200	43.74	.00	82.09	.00	125.83	15.06	.00	.00	140.89
	I & S	.105900	3.17	.00	5.94	.00	9.11	.00	.00	.00	9.11
	TOTAL	1.569100	46.91	.00	88.03	.00	134.94	15.06	.00	.00	150.00
2003	M & O	1.463200	267.54	.00	572.54	.00	840.08	116.88	.00	.00	956.96
	I & S	.120900	22.11	.00	47.31	.00	69.42	.00	.00	.00	69.42
	TOTAL	1.584100	289.65	.00	619.85	.00	909.50	116.88	.00	.00	1,026.38
1995	M & O	1.184200	18.82	.00	66.87	.00	85.69	14.86	.00	.00	100.55
	I & S	.210800	3.35	.00	11.90	.00	15.25	.00	.00	.00	15.25
	TOTAL	1.395000	22.17	.00	78.77	.00	100.94	14.86	.00	.00	115.80
1994	M & O	1.170000	4.52	.00	16.61	.00	21.13	3.72	.00	.00	24.85
	I & S	.230000	.89	.00	3.26	.00	4.15	.00	.00	.00	4.15
	TOTAL	1.400000	5.41	.00	19.87	.00	25.28	3.72	.00	.00	29.00

09/03/2025 18:36:50 4918863
 TC298-D SELECTION: SYSTEM
 RECEIPT DATE: ALL
 LOCATION: LOCATION NAME NOT FOUND

TAX COLLECTION SYSTEM
 DEPOSIT DISTRIBUTION
 FROM: 08/01/2025 THRU 08/31/2025
 JURISDICTION: 0048 MISSION CISD

PAGE: 76
 INCLUDES AG ROLLBACK

YEAR	FUND	TAX RATE	LEVY PAID	DISCOUNT GIVEN	PENALTY INTEREST	TIF AMOUNT	DISBURSE TOTAL	ATTORNEY	OTHER FEES	REFUND AMOUNT	PAYMENT AMOUNT
ALL	M & O		147,364.98	.00	38,885.09	.00	186,250.07	37,122.44	.00	.00	223,372.51
ALL	I & S		56,977.18	.00	12,996.11	.00	69,973.29	.00	.00	.00	69,973.29
ALL	TOTAL		204,342.16	.00	51,881.20	.00	256,223.36	37,122.44	.00	.00	293,345.80
DLQ	M & O		37,527.86	.00	18,570.31	.00	56,098.17	10,306.23	.00	.00	66,404.40
DLQ	I & S		11,459.23	.00	4,577.54	.00	16,036.77	.00	.00	.00	16,036.77
DLQ	TOTAL		48,987.09	.00	23,147.85	.00	72,134.94	10,306.23	.00	.00	82,441.17
CURR	M & O		109,837.12	.00	20,314.78	.00	130,151.90	26,816.21	.00	.00	156,968.11
CURR	I & S		45,517.95	.00	8,418.57	.00	53,936.52	.00	.00	.00	53,936.52
CURR	TOTAL		155,355.07	.00	28,733.35	.00	184,088.42	26,816.21	.00	.00	210,904.63

FISCAL START: 07/01/2025 END: 06/30/2026 JURISDICTION: 0048 MISSION CISD

	CERT TAXABLE VALUE	ADJUSTMENTS	ADJ TAX VALUE	TAX RATE	TAX LEVY	PAID ACCTS
	-----	-----	-----	-----	-----	-----
CURRENT YEAR	3,187,890,882	7,423,244-	3,180,467,638	01.113000	2,070,698.00	25,664
	-----	-----	-----	-----	-----	-----

YEAR	TAXES DUE	MONTH ADJ	ADJUSTMENT YTD	LEVY PAID	PAID YTD	BALANCE	COLL %	YTD UNCOLL
	-----	-----	-----	-----	-----	-----	-----	-----
2024	2,154,725.11	1,622.76-	84,027.11-	155,355.07	368,692.18	1,702,005.82	17.81	0.00
2023	655,827.09	1,519.33-	41,200.42-	30,183.68	24,927.49	589,699.18	4.06	0.00
2022	398,193.28	.00	2,226.00-	8,789.55	21,574.44	374,392.84	5.45	0.00
2021	258,585.39	.00	36.49-	2,896.17	8,348.76	250,200.14	3.23	0.00
2020	197,672.66	.00	21,389.68-	997.45	2,869.36	173,413.62	1.63	0.00
2019	144,862.94	.00	278.50-	905.08	1,521.77	143,062.67	1.05	0.00
2018	129,031.38	.00	301.02-	811.44	955.98	127,774.38	.74	0.00
2017	106,013.26	.00	217.69-	77.10	109.51	105,686.06	.10	0.00
2016	101,202.53	.00	579.15-	191.93	333.26	100,290.12	.33	0.00
2015	90,579.86	.00	588.24-	1,064.54	1,768.96	88,222.66	1.97	0.00
2014	85,672.66	.00	268.25-	218.43	344.89	85,059.52	.40	0.00
2013	78,558.16	.00	144.40-	219.88	344.26	78,069.50	.44	0.00
2012	78,221.32	.00	144.40-	513.79	513.79	77,563.13	.66	0.00
2011	71,663.19	.00	256.19-	340.47	458.47	70,948.53	.64	0.00
2010	70,671.29	.00	256.19-	263.79	322.09	70,093.01	.46	0.00
2009	66,598.42	.00	252.25-	201.47	312.19	66,033.98	.47	0.00
2008	66,584.19	.00	244.37-	272.98	453.36	65,886.46	.68	0.00
2007	62,213.96	.00	1,520.69-	302.12	442.27	60,251.00	.73	0.00
2006	59,548.10	.00	3,519.32-	233.24	466.82	55,561.96	.83	0.00
2005	56,658.07	.00	4,450.35-	139.84	150.57	52,057.15	.29	0.00
2004	52,296.36	.00	9,378.56-	46.91	106.21	42,811.59	.25	0.00
2003	181,411.77	.00	20,667.44-	317.23	328.19	160,416.14	.20	0.00
****	5,166,790.99	3,142.09-	191,946.71-	204,342.16	435,344.82	4,539,499.46		0.00
CURR	2,154,725.11	1,622.76-	84,027.11-	155,355.07	368,692.18	1,702,005.82		0.00
DELQ	3,012,065.88	1,519.33-	107,919.60-	48,987.09	66,652.64	2,837,493.64		0.00

FISCAL START: 07/01/2025 END: 06/30/2026 JURISDICTION: 0048 MISSION CISD

	CERT TAXABLE VALUE	ADJUSTMENTS	ADJ TAX VALUE	TAX RATE	TAX LEVY	PAID ACCTS
	-----	-----	-----	-----	-----	-----
CURRENT YEAR	0	0	0 0	01.113000	45,588.80	1
	-----	-----	-----	-----	-----	-----

YEAR	TAXES DUE	MONTH ADJ	ADJUSTMENT YTD	LEVY PAID	PAID YTD	BALANCE	COLL %	YTD UNCOLL

2024	45,588.80	.00	0.00	0.00	8,430.92	37,157.88	18.49	0.00
2023	62,482.37	.00	0.00	0.00	7,442.80	55,039.57	11.91	0.00
2022	53,455.11	.00	0.00	0.00	13,872.59	39,582.52	25.95	0.00
2021	0.00	.00	0.00	0.00	0.00	0.00		0.00
2019	0.00	.00	0.00	0.00	0.00	0.00		0.00
2018	0.00	.00	0.00	0.00	0.00	0.00		0.00
2017	0.00	.00	0.00	0.00	0.00	0.00		0.00
****	161,526.28	.00	0.00	0.00	29,746.31	131,779.97		0.00
CURR	45,588.80	.00	0.00	0.00	8,430.92	37,157.88		0.00
DELQ	115,937.48	.00	0.00	0.00	21,315.39	94,622.09		0.00

FISCAL START: 07/01/2025 END: 06/30/2026 JURISDICTION: 0048 MISSION CISD

	CERT TAXABLE VALUE	ADJUSTMENTS	ADJ TAX VALUE	TAX RATE	TAX LEVY	PAID ACCTS
	-----	-----	-----	-----	-----	-----
CURRENT YEAR	3,187,890,882	7,423,244-	3,180,467,638	01.113000	2,116,286.80	25,665
	-----	-----	-----	-----	-----	-----

YEAR	TAXES DUE	MONTH ADJ	ADJUSTMENT YTD	LEVY PAID	PAID YTD	BALANCE	COLL %	YTD UNCOLL
	-----	-----	-----	-----	-----	-----	-----	-----
2024	2,200,313.91	1,622.76-	84,027.11-	155,355.07	377,123.10	1,739,163.70	17.82	0.00
2023	718,309.46	1,519.33-	41,200.42-	30,183.68	32,370.29	644,738.75	4.78	0.00
2022	451,648.39	.00	2,226.00-	8,789.55	35,447.03	413,975.36	7.89	0.00
2021	258,585.39	.00	36.49-	2,896.17	8,348.76	250,200.14	3.23	0.00
2020	197,672.66	.00	21,389.68-	997.45	2,869.36	173,413.62	1.63	0.00
2019	144,862.94	.00	278.50-	905.08	1,521.77	143,062.67	1.05	0.00
2018	129,031.38	.00	301.02-	811.44	955.98	127,774.38	.74	0.00
2017	106,013.26	.00	217.69-	77.10	109.51	105,686.06	.10	0.00
2016	101,202.53	.00	579.15-	191.93	333.26	100,290.12	.33	0.00
2015	90,579.86	.00	588.24-	1,064.54	1,768.96	88,222.66	1.97	0.00
2014	85,672.66	.00	268.25-	218.43	344.89	85,059.52	.40	0.00
2013	78,558.16	.00	144.40-	219.88	344.26	78,069.50	.44	0.00
2012	78,221.32	.00	144.40-	513.79	513.79	77,563.13	.66	0.00
2011	71,663.19	.00	256.19-	340.47	458.47	70,948.53	.64	0.00
2010	70,671.29	.00	256.19-	263.79	322.09	70,093.01	.46	0.00
2009	66,598.42	.00	252.25-	201.47	312.19	66,033.98	.47	0.00
2008	66,584.19	.00	244.37-	272.98	453.36	65,886.46	.68	0.00
2007	62,213.96	.00	1,520.69-	302.12	442.27	60,251.00	.73	0.00
2006	59,548.10	.00	3,519.32-	233.24	466.82	55,561.96	.83	0.00
2005	56,658.07	.00	4,450.35-	139.84	150.57	52,057.15	.29	0.00
2004	52,296.36	.00	9,378.56-	46.91	106.21	42,811.59	.25	0.00
2003	181,411.77	.00	20,667.44-	317.23	328.19	160,416.14	.20	0.00
****	5,328,317.27	3,142.09-	191,946.71-	204,342.16	465,091.13	4,671,279.43		0.00
CURR	2,200,313.91	1,622.76-	84,027.11-	155,355.07	377,123.10	1,739,163.70		0.00
DELQ	3,128,003.36	1,519.33-	107,919.60-	48,987.09	87,968.03	2,932,115.73		0.00

TAX COLLECTION SYSTEM
TAX COLLECTOR MONTHLY REPORT
FROM 08/01/2025 TO 08/31/2025

JURISDICTION: 0048 MISSION CISD

	CERT TAXABLE VALUE	ADJUSTMENTS	ADJ TAX VALUE	TAX RATE	TAX LEVY	PAID ACCTS
CURRENT YEAR	3,187,890,882	7,423,244-	3,180,467,638	1.113000	2,070,698.00	25,664

YEAR	TAXES DUE	MONTH ADJ	ADJUSTMENT YTD	LEVY PAID	PAID YTD	BALANCE	COLL %	YTD UNCOLL
2024	2,154,725.11	1,622.76-	84,027.11-	155,355.07	368,692.18	1,702,005.82	17.81	0.00
	ADJUSTMENT REFUNDS	30.31-	75,380.76-					
2023	655,827.09	1,519.33-	41,200.42-	30,183.68	24,927.49	589,699.18	4.06	0.00
	ADJUSTMENT REFUNDS	30.03-	40,064.55-					
2022	398,193.28	.00	2,226.00-	8,789.55	21,574.44	374,392.84	5.45	0.00
	ADJUSTMENT REFUNDS	.00	1,851.04-					
2021	258,585.39	.00	36.49-	2,896.17	8,348.76	250,200.14	3.23	0.00
	ADJUSTMENT REFUNDS	.00	36.49-					
2020	197,672.66	.00	21,389.68-	997.45	2,869.36	173,413.62	1.63	0.00
	ADJUSTMENT REFUNDS	.00	135.83-					
2019	144,862.94	.00	278.50-	905.08	1,521.77	143,062.67	1.05	0.00
2018	129,031.38	.00	301.02-	811.44	955.98	127,774.38	.74	0.00
2017	106,013.26	.00	217.69-	77.10	109.51	105,686.06	.10	0.00
2016	101,202.53	.00	579.15-	191.93	333.26	100,290.12	.33	0.00
2015	90,579.86	.00	588.24-	1,064.54	1,768.96	88,222.66	1.97	0.00
2014	85,672.66	.00	268.25-	218.43	344.89	85,059.52	.40	0.00
2013	78,558.16	.00	144.40-	219.88	344.26	78,069.50	.44	0.00
2012	78,221.32	.00	144.40-	513.79	513.79	77,563.13	.66	0.00
2011	71,663.19	.00	256.19-	340.47	458.47	70,948.53	.64	0.00
2010	70,671.29	.00	256.19-	263.79	322.09	70,093.01	.46	0.00
2009	66,598.42	.00	252.25-	201.47	312.19	66,033.98	.47	0.00
2008	66,584.19	.00	244.37-	272.98	453.36	65,886.46	.68	0.00
2007	62,213.96	.00	1,520.69-	302.12	442.27	60,251.00	.73	0.00
2006	59,548.10	.00	3,519.32-	233.24	466.82	55,561.96	.83	0.00
2005	56,658.07	.00	4,450.35-	139.84	150.57	52,057.15	.29	0.00
2004	52,296.36	.00	9,378.56-	46.91	106.21	42,811.59	.25	0.00
2003	181,411.77	.00	20,667.44-	317.23	328.19	160,416.14	.20	0.00
****	5,166,790.99	3,142.09-	191,946.71-	204,342.16	435,344.82	4,539,499.46		0.00
	ADJUSTMENT REFUNDS	60.34-	117,468.67-					

TAX COLLECTION SYSTEM
TAX COLLECTOR MONTHLY REPORT
FROM 08/01/2025 TO 08/31/2025

JURISDICTION: 0048 MISSION CISD

	CERT TAXABLE VALUE	ADJUSTMENTS	ADJ TAX VALUE	TAX RATE	TAX LEVY	PAID ACCTS
	-----	-----	-----	-----	-----	-----
CURRENT YEAR	0	0	0	1.113000	45,588.80	1
	-----	-----	-----	-----	-----	-----

YEAR	TAXES DUE	MONTH ADJ	ADJUSTMENT YTD	LEVY PAID	PAID YTD	BALANCE	COLL %	YTD UNCOLL

2024	45,588.80	.00	0.00	0.00	8,430.92	37,157.88	18.49	0.00
ADJUSTMENT REFUNDS		30.31-	75,380.76-					
2023	62,482.37	.00	0.00	0.00	7,442.80	55,039.57	11.91	0.00
ADJUSTMENT REFUNDS		30.03-	40,064.55-					
2022	53,455.11	.00	0.00	0.00	13,872.59	39,582.52	25.95	0.00
ADJUSTMENT REFUNDS		.00	1,851.04-					
2021	0.00	.00	0.00	0.00	0.00	0.00		0.00
ADJUSTMENT REFUNDS		.00	36.49-					
2019	0.00	.00	0.00	0.00	0.00	0.00		0.00
2018	0.00	.00	0.00	0.00	0.00	0.00		0.00
2017	0.00	.00	0.00	0.00	0.00	0.00		0.00
****	161,526.28	.00	0.00	0.00	29,746.31	131,779.97		0.00
ADJUSTMENT REFUNDS		60.34-	117,332.84-					

JURISDICTION: 0048 MISSION CISD

	CERT TAXABLE VALUE	ADJUSTMENTS	ADJ TAX VALUE	TAX RATE	TAX LEVY	PAID ACCTS
	-----	-----	-----	-----	-----	-----
CURRENT YEAR	3,187,890,882	7,423,244-	3,180,467,638	1.113000	2,116,286.80	25,665
	-----	-----	-----	-----	-----	-----

YEAR	TAXES DUE	MONTH ADJ	ADJUSTMENT YTD	LEVY PAID	PAID YTD	BALANCE	COLL %	YTD UNCOLL
	-----	-----	-----	-----	-----	-----	-----	-----
2024	2,200,313.91	1,622.76-	84,027.11-	155,355.07	377,123.10	1,739,163.70	17.82	0.00
	ADJUSTMENT REFUNDS	30.31-	75,380.76-					
2023	718,309.46	1,519.33-	41,200.42-	30,183.68	32,370.29	644,738.75	4.78	0.00
	ADJUSTMENT REFUNDS	30.03-	40,064.55-					
2022	451,648.39	.00	2,226.00-	8,789.55	35,447.03	413,975.36	7.89	0.00
	ADJUSTMENT REFUNDS	.00	1,851.04-					
2021	258,585.39	.00	36.49-	2,896.17	8,348.76	250,200.14	3.23	0.00
	ADJUSTMENT REFUNDS	.00	36.49-					
2020	197,672.66	.00	21,389.68-	997.45	2,869.36	173,413.62	1.63	0.00
	ADJUSTMENT REFUNDS	.00	135.83-					
2019	144,862.94	.00	278.50-	905.08	1,521.77	143,062.67	1.05	0.00
2018	129,031.38	.00	301.02-	811.44	955.98	127,774.38	.74	0.00
2017	106,013.26	.00	217.69-	77.10	109.51	105,686.06	.10	0.00
2016	101,202.53	.00	579.15-	191.93	333.26	100,290.12	.33	0.00
2015	90,579.86	.00	588.24-	1,064.54	1,768.96	88,222.66	1.97	0.00
2014	85,672.66	.00	268.25-	218.43	344.89	85,059.52	.40	0.00
2013	78,558.16	.00	144.40-	219.88	344.26	78,069.50	.44	0.00
2012	78,221.32	.00	144.40-	513.79	513.79	77,563.13	.66	0.00
2011	71,663.19	.00	256.19-	340.47	458.47	70,948.53	.64	0.00
2010	70,671.29	.00	256.19-	263.79	322.09	70,093.01	.46	0.00
2009	66,598.42	.00	252.25-	201.47	312.19	66,033.98	.47	0.00
2008	66,584.19	.00	244.37-	272.98	453.36	65,886.46	.68	0.00
2007	62,213.96	.00	1,520.69-	302.12	442.27	60,251.00	.73	0.00
2006	59,548.10	.00	3,519.32-	233.24	466.82	55,561.96	.83	0.00
2005	56,658.07	.00	4,450.35-	139.84	150.57	52,057.15	.29	0.00
2004	52,296.36	.00	9,378.56-	46.91	106.21	42,811.59	.25	0.00
2003	181,411.77	.00	20,667.44-	317.23	328.19	160,416.14	.20	0.00
****	5,328,317.27	3,142.09-	191,946.71-	204,342.16	465,091.13	4,671,279.43		0.00
	ADJUSTMENT REFUNDS	60.34-	117,468.67-					

YEAR	FUND	TAX RATE	LEVY PAID	DISCOUNT GIVEN	PENALTY INTEREST	TIF AMOUNT	DISBURSE TOTAL	ATTORNEY	OTHER FEES	REFUND AMOUNT	PAYMENT AMOUNT
2024	M & O	.786900	260,668.15	.00	55,216.50	.00	315,884.65	71,193.94	.00	.00	387,078.59
	I & S	.326100	108,024.03	.00	22,882.35	.00	130,906.38	.00	.00	.00	130,906.38
	TOTAL	1.113000	368,692.18	.00	78,098.85	.00	446,791.03	71,193.94	.00	.00	517,984.97
2023	M & O	.789200	17,675.44	.00	13,251.89	.00	30,927.33	12,064.96	.00	.00	42,992.29
	I & S	.323800	7,252.05	.00	5,436.93	.00	12,688.98	.00	.00	.00	12,688.98
	TOTAL	1.113000	24,927.49	.00	18,688.82	.00	43,616.31	12,064.96	.00	.00	55,681.27
2022	M & O	.942900	18,277.22	.00	7,831.47	.00	26,108.69	4,635.55	.00	.00	30,744.24
	I & S	.170100	3,297.22	.00	1,412.82	.00	4,710.04	.00	.00	.00	4,710.04
	TOTAL	1.113000	21,574.44	.00	9,244.29	.00	30,818.73	4,635.55	.00	.00	35,454.28
2021	M & O	.971900	7,160.39	.00	3,706.26	.00	10,866.65	1,828.68	.00	.00	12,695.33
	I & S	.161300	1,188.37	.00	615.12	.00	1,803.49	.00	.00	.00	1,803.49
	TOTAL	1.133200	8,348.76	.00	4,321.38	.00	12,670.14	1,828.68	.00	.00	14,498.82
2020	M & O	1.028000	2,459.51	.00	1,707.85	.00	4,167.36	749.31	.00	.00	4,916.67
	I & S	.171300	409.85	.00	284.58	.00	694.43	.00	.00	.00	694.43
	TOTAL	1.199300	2,869.36	.00	1,992.43	.00	4,861.79	749.31	.00	.00	5,611.10
2019	M & O	1.068350	1,311.59	.00	1,029.37	.00	2,340.96	407.42	.00	.00	2,748.38
	I & S	.171200	210.18	.00	164.95	.00	375.13	.00	.00	.00	375.13
	TOTAL	1.239550	1,521.77	.00	1,194.32	.00	2,716.09	407.42	.00	.00	3,123.51
2018	M & O	1.170000	834.82	.00	743.73	.00	1,578.55	265.45	.00	.00	1,844.00
	I & S	.169800	121.16	.00	107.95	.00	229.11	.00	.00	.00	229.11
	TOTAL	1.339800	955.98	.00	851.68	.00	1,807.66	265.45	.00	.00	2,073.11
2017	M & O	1.170000	94.90	.00	97.46	.00	192.36	33.30	.00	.00	225.66
	I & S	.180200	14.61	.00	15.00	.00	29.61	.00	.00	.00	29.61
	TOTAL	1.350200	109.51	.00	112.46	.00	221.97	33.30	.00	.00	255.27
2016	M & O	1.170000	287.09	.00	328.97	.00	616.06	107.27	.00	.00	723.33
	I & S	.188200	46.17	.00	52.92	.00	99.09	.00	.00	.00	99.09
	TOTAL	1.358200	333.26	.00	381.89	.00	715.15	107.27	.00	.00	822.42
2015	M & O	1.170000	1,513.81	.00	1,160.93	.00	2,674.74	194.49	.00	.00	2,869.23
	I & S	.197200	255.15	.00	195.65	.00	450.80	.00	.00	.00	450.80
	TOTAL	1.367200	1,768.96	.00	1,356.58	.00	3,125.54	194.49	.00	.00	3,320.03
2014	M & O	1.170000	303.39	.00	330.26	.00	633.65	77.66	.00	.00	711.31
	I & S	.160000	41.50	.00	45.17	.00	86.67	.00	.00	.00	86.67
	TOTAL	1.330000	344.89	.00	375.43	.00	720.32	77.66	.00	.00	797.98
2013	M & O	1.170000	309.83	.00	416.18	.00	726.01	16.85	.00	.00	742.86
	I & S	.130000	34.43	.00	46.24	.00	80.67	.00	.00	.00	80.67
	TOTAL	1.300000	344.26	.00	462.42	.00	806.68	16.85	.00	.00	823.53

YEAR	FUND	TAX RATE	LEVY PAID	DISCOUNT GIVEN	PENALTY INTEREST	TIF AMOUNT	DISBURSE TOTAL	ATTORNEY	OTHER FEES	REFUND AMOUNT	PAYMENT AMOUNT
2012	M & O	1.170000	462.41	.00	503.42	.00	965.83	74.53	.00	.00	1,040.36
	I & S	.130000	51.38	.00	55.95	.00	107.33	.00	.00	.00	107.33
	TOTAL	1.300000	513.79	.00	559.37	.00	1,073.16	74.53	.00	.00	1,147.69
2011	M & O	1.170000	412.62	.00	718.90	.00	1,131.52	188.59	.00	.00	1,320.11
	I & S	.130000	45.85	.00	79.88	.00	125.73	.00	.00	.00	125.73
	TOTAL	1.300000	458.47	.00	798.78	.00	1,257.25	188.59	.00	.00	1,445.84
2010	M & O	1.040000	257.67	.00	468.45	.00	726.12	133.96	.00	.00	860.08
	I & S	.260000	64.42	.00	117.12	.00	181.54	.00	.00	.00	181.54
	TOTAL	1.300000	322.09	.00	585.57	.00	907.66	133.96	.00	.00	1,041.62
2009	M & O	1.040000	253.65	.00	503.86	.00	757.51	139.85	.00	.00	897.36
	I & S	.240000	58.54	.00	116.27	.00	174.81	.00	.00	.00	174.81
	TOTAL	1.280000	312.19	.00	620.13	.00	932.32	139.85	.00	.00	1,072.17
2008	M & O	1.040000	380.24	.00	692.74	.00	1,072.98	171.72	.00	.00	1,244.70
	I & S	.200000	73.12	.00	133.22	.00	206.34	.00	.00	.00	206.34
	TOTAL	1.240000	453.36	.00	825.96	.00	1,279.32	171.72	.00	.00	1,451.04
2007	M & O	1.040000	389.79	.00	719.84	.00	1,109.63	136.63	.00	.00	1,246.26
	I & S	.140000	52.48	.00	96.89	.00	149.37	.00	.00	.00	149.37
	TOTAL	1.180000	442.27	.00	816.73	.00	1,259.00	136.63	.00	.00	1,395.63
2006	M & O	1.337400	428.39	.00	680.24	.00	1,108.63	123.24	.00	.00	1,231.87
	I & S	.120000	38.43	.00	61.04	.00	99.47	.00	.00	.00	99.47
	TOTAL	1.457400	466.82	.00	741.28	.00	1,208.10	123.24	.00	.00	1,331.34
2005	M & O	1.463200	140.93	.00	336.69	.00	477.62	72.79	.00	.00	550.41
	I & S	.100000	9.64	.00	23.02	.00	32.66	.00	.00	.00	32.66
	TOTAL	1.563200	150.57	.00	359.71	.00	510.28	72.79	.00	.00	583.07
2004	M & O	1.463200	99.04	.00	224.75	.00	323.79	46.90	.00	.00	370.69
	I & S	.105900	7.17	.00	16.27	.00	23.44	.00	.00	.00	23.44
	TOTAL	1.569100	106.21	.00	241.02	.00	347.23	46.90	.00	.00	394.13
2003	M & O	1.463200	267.54	.00	572.54	.00	840.08	116.88	.00	.00	956.96
	I & S	.120900	22.11	.00	47.31	.00	69.42	.00	.00	.00	69.42
	TOTAL	1.584100	289.65	.00	619.85	.00	909.50	116.88	.00	.00	1,026.38
2000	M & O	1.400000	10.00	.00	22.66	.00	32.66	3.88	.00	.00	36.54
	I & S	.134100	.96	.00	2.17	.00	3.13	.00	.00	.00	3.13
	TOTAL	1.534100	10.96	.00	24.83	.00	35.79	3.88	.00	.00	39.67
1995	M & O	1.184200	18.82	.00	66.87	.00	85.69	14.86	.00	.00	100.55
	I & S	.210800	3.35	.00	11.90	.00	15.25	.00	.00	.00	15.25
	TOTAL	1.395000	22.17	.00	78.77	.00	100.94	14.86	.00	.00	115.80

09/04/2025 08:27:50 4919000
 TC298-D SELECTION: SYSTEM
 RECEIPT DATE: ALL
 LOCATION: LOCATION NAME NOT FOUND

TAX COLLECTION SYSTEM
 DEPOSIT DISTRIBUTION
 FROM: 07/01/2025 THRU 08/31/2025
 JURISDICTION: 0048 MISSION CISD

PAGE: 82
 EXCLUDES AG ROLLBACK

YEAR	FUND	TAX RATE	LEVY PAID	DISCOUNT GIVEN	PENALTY INTEREST	TIF AMOUNT	DISBURSE TOTAL	ATTORNEY	OTHER FEES	REFUND AMOUNT	PAYMENT AMOUNT
1994	M & O	1.170000	4.52	.00	16.61	.00	21.13	3.72	.00	.00	24.85
	I & S	.230000	.89	.00	3.26	.00	4.15	.00	.00	.00	4.15
	TOTAL	1.400000	5.41	.00	19.87	.00	25.28	3.72	.00	.00	29.00
ALL	M & O		314,021.76	.00	91,348.44	.00	405,370.20	92,802.43	.00	.00	498,172.63
ALL	I & S		121,323.06	.00	32,023.98	.00	153,347.04	.00	.00	.00	153,347.04
ALL	TOTAL		435,344.82	.00	123,372.42	.00	558,717.24	92,802.43	.00	.00	651,519.67
DLQ	M & O		53,353.61	.00	36,131.94	.00	89,485.55	21,608.49	.00	.00	111,094.04
DLQ	I & S		13,299.03	.00	9,141.63	.00	22,440.66	.00	.00	.00	22,440.66
DLQ	TOTAL		66,652.64	.00	45,273.57	.00	111,926.21	21,608.49	.00	.00	133,534.70
CURR	M & O		260,668.15	.00	55,216.50	.00	315,884.65	71,193.94	.00	.00	387,078.59
CURR	I & S		108,024.03	.00	22,882.35	.00	130,906.38	.00	.00	.00	130,906.38
CURR	TOTAL		368,692.18	.00	78,098.85	.00	446,791.03	71,193.94	.00	.00	517,984.97

09/04/2025 08:15:01 4918998
 TC298-D SELECTION: SYSTEM
 RECEIPT DATE: ALL
 LOCATION: LOCATION NAME NOT FOUND

TAX COLLECTION SYSTEM
 DEPOSIT DISTRIBUTION
 FROM: 07/01/2025 THRU 08/31/2025
 JURISDICTION: 0048 MISSION CISD

AG ROLLBACK ONLY PAGE: 16

YEAR	FUND	TAX RATE	LEVY PAID	DISCOUNT GIVEN	PENALTY INTEREST	TIF AMOUNT	DISBURSE TOTAL	ATTORNEY	OTHER FEES	REFUND AMOUNT	PAYMENT AMOUNT
2024	M & O	.786900	5,960.73	.00	.00	.00	5,960.73	.00	.00	.00	5,960.73
	I & S	.326100	2,470.19	.00	.00	.00	2,470.19	.00	.00	.00	2,470.19
	TOTAL	1.113000	8,430.92	.00	.00	.00	8,430.92	.00	.00	.00	8,430.92
2023	M & O	.789200	5,277.50	.00	63.09	.00	5,340.59	.00	.00	.00	5,340.59
	I & S	.323800	2,165.30	.00	25.89	.00	2,191.19	.00	.00	.00	2,191.19
	TOTAL	1.113000	7,442.80	.00	88.98	.00	7,531.78	.00	.00	.00	7,531.78
2022	M & O	.942900	11,752.44	.00	890.89	.00	12,643.33	.00	.00	.00	12,643.33
	I & S	.170100	2,120.15	.00	160.72	.00	2,280.87	.00	.00	.00	2,280.87
	TOTAL	1.113000	13,872.59	.00	1,051.61	.00	14,924.20	.00	.00	.00	14,924.20
ALL	M & O		22,990.67	.00	953.98	.00	23,944.65	.00	.00	.00	23,944.65
ALL	I & S		6,755.64	.00	186.61	.00	6,942.25	.00	.00	.00	6,942.25
ALL	TOTAL		29,746.31	.00	1,140.59	.00	30,886.90	.00	.00	.00	30,886.90
DLQ	M & O		17,029.94	.00	953.98	.00	17,983.92	.00	.00	.00	17,983.92
DLQ	I & S		4,285.45	.00	186.61	.00	4,472.06	.00	.00	.00	4,472.06
DLQ	TOTAL		21,315.39	.00	1,140.59	.00	22,455.98	.00	.00	.00	22,455.98
CURR	M & O		5,960.73	.00	.00	.00	5,960.73	.00	.00	.00	5,960.73
CURR	I & S		2,470.19	.00	.00	.00	2,470.19	.00	.00	.00	2,470.19
CURR	TOTAL		8,430.92	.00	.00	.00	8,430.92	.00	.00	.00	8,430.92

YEAR	FUND	TAX RATE	LEVY PAID	DISCOUNT GIVEN	PENALTY INTEREST	TIF AMOUNT	DISBURSE TOTAL	ATTORNEY	OTHER FEES	REFUND AMOUNT	PAYMENT AMOUNT
2024	M & O	.786900	266,628.88	.00	55,216.50	.00	321,845.38	71,193.94	.00	.00	393,039.32
	I & S	.326100	110,494.22	.00	22,882.35	.00	133,376.57	.00	.00	.00	133,376.57
	TOTAL	1.113000	377,123.10	.00	78,098.85	.00	455,221.95	71,193.94	.00	.00	526,415.89
2023	M & O	.789200	22,952.94	.00	13,314.98	.00	36,267.92	12,064.96	.00	.00	48,332.88
	I & S	.323800	9,417.35	.00	5,462.82	.00	14,880.17	.00	.00	.00	14,880.17
	TOTAL	1.113000	32,370.29	.00	18,777.80	.00	51,148.09	12,064.96	.00	.00	63,213.05
2022	M & O	.942900	30,029.66	.00	8,722.36	.00	38,752.02	4,635.55	.00	.00	43,387.57
	I & S	.170100	5,417.37	.00	1,573.54	.00	6,990.91	.00	.00	.00	6,990.91
	TOTAL	1.113000	35,447.03	.00	10,295.90	.00	45,742.93	4,635.55	.00	.00	50,378.48
2021	M & O	.971900	7,160.39	.00	3,706.26	.00	10,866.65	1,828.68	.00	.00	12,695.33
	I & S	.161300	1,188.37	.00	615.12	.00	1,803.49	.00	.00	.00	1,803.49
	TOTAL	1.133200	8,348.76	.00	4,321.38	.00	12,670.14	1,828.68	.00	.00	14,498.82
2020	M & O	1.028000	2,459.51	.00	1,707.85	.00	4,167.36	749.31	.00	.00	4,916.67
	I & S	.171300	409.85	.00	284.58	.00	694.43	.00	.00	.00	694.43
	TOTAL	1.199300	2,869.36	.00	1,992.43	.00	4,861.79	749.31	.00	.00	5,611.10
2019	M & O	1.068350	1,311.59	.00	1,029.37	.00	2,340.96	407.42	.00	.00	2,748.38
	I & S	.171200	210.18	.00	164.95	.00	375.13	.00	.00	.00	375.13
	TOTAL	1.239550	1,521.77	.00	1,194.32	.00	2,716.09	407.42	.00	.00	3,123.51
2018	M & O	1.170000	834.82	.00	743.73	.00	1,578.55	265.45	.00	.00	1,844.00
	I & S	.169800	121.16	.00	107.95	.00	229.11	.00	.00	.00	229.11
	TOTAL	1.339800	955.98	.00	851.68	.00	1,807.66	265.45	.00	.00	2,073.11
2017	M & O	1.170000	94.90	.00	97.46	.00	192.36	33.30	.00	.00	225.66
	I & S	.180200	14.61	.00	15.00	.00	29.61	.00	.00	.00	29.61
	TOTAL	1.350200	109.51	.00	112.46	.00	221.97	33.30	.00	.00	255.27
2016	M & O	1.170000	287.09	.00	328.97	.00	616.06	107.27	.00	.00	723.33
	I & S	.188200	46.17	.00	52.92	.00	99.09	.00	.00	.00	99.09
	TOTAL	1.358200	333.26	.00	381.89	.00	715.15	107.27	.00	.00	822.42
2015	M & O	1.170000	1,513.81	.00	1,160.93	.00	2,674.74	194.49	.00	.00	2,869.23
	I & S	.197200	255.15	.00	195.65	.00	450.80	.00	.00	.00	450.80
	TOTAL	1.367200	1,768.96	.00	1,356.58	.00	3,125.54	194.49	.00	.00	3,320.03
2014	M & O	1.170000	303.39	.00	330.26	.00	633.65	77.66	.00	.00	711.31
	I & S	.160000	41.50	.00	45.17	.00	86.67	.00	.00	.00	86.67
	TOTAL	1.330000	344.89	.00	375.43	.00	720.32	77.66	.00	.00	797.98
2013	M & O	1.170000	309.83	.00	416.18	.00	726.01	16.85	.00	.00	742.86
	I & S	.130000	34.43	.00	46.24	.00	80.67	.00	.00	.00	80.67
	TOTAL	1.300000	344.26	.00	462.42	.00	806.68	16.85	.00	.00	823.53

YEAR	FUND	TAX RATE	LEVY PAID	DISCOUNT GIVEN	PENALTY INTEREST	TIF AMOUNT	DISBURSE TOTAL	ATTORNEY	OTHER FEES	REFUND AMOUNT	PAYMENT AMOUNT
2012	M & O	1.170000	462.41	.00	503.42	.00	965.83	74.53	.00	.00	1,040.36
	I & S	.130000	51.38	.00	55.95	.00	107.33	.00	.00	.00	107.33
	TOTAL	1.300000	513.79	.00	559.37	.00	1,073.16	74.53	.00	.00	1,147.69
2011	M & O	1.170000	412.62	.00	718.90	.00	1,131.52	188.59	.00	.00	1,320.11
	I & S	.130000	45.85	.00	79.88	.00	125.73	.00	.00	.00	125.73
	TOTAL	1.300000	458.47	.00	798.78	.00	1,257.25	188.59	.00	.00	1,445.84
2010	M & O	1.040000	257.67	.00	468.45	.00	726.12	133.96	.00	.00	860.08
	I & S	.260000	64.42	.00	117.12	.00	181.54	.00	.00	.00	181.54
	TOTAL	1.300000	322.09	.00	585.57	.00	907.66	133.96	.00	.00	1,041.62
2009	M & O	1.040000	253.65	.00	503.86	.00	757.51	139.85	.00	.00	897.36
	I & S	.240000	58.54	.00	116.27	.00	174.81	.00	.00	.00	174.81
	TOTAL	1.280000	312.19	.00	620.13	.00	932.32	139.85	.00	.00	1,072.17
2008	M & O	1.040000	380.24	.00	692.74	.00	1,072.98	171.72	.00	.00	1,244.70
	I & S	.200000	73.12	.00	133.22	.00	206.34	.00	.00	.00	206.34
	TOTAL	1.240000	453.36	.00	825.96	.00	1,279.32	171.72	.00	.00	1,451.04
2007	M & O	1.040000	389.79	.00	719.84	.00	1,109.63	136.63	.00	.00	1,246.26
	I & S	.140000	52.48	.00	96.89	.00	149.37	.00	.00	.00	149.37
	TOTAL	1.180000	442.27	.00	816.73	.00	1,259.00	136.63	.00	.00	1,395.63
2006	M & O	1.337400	428.39	.00	680.24	.00	1,108.63	123.24	.00	.00	1,231.87
	I & S	.120000	38.43	.00	61.04	.00	99.47	.00	.00	.00	99.47
	TOTAL	1.457400	466.82	.00	741.28	.00	1,208.10	123.24	.00	.00	1,331.34
2005	M & O	1.463200	140.93	.00	336.69	.00	477.62	72.79	.00	.00	550.41
	I & S	.100000	9.64	.00	23.02	.00	32.66	.00	.00	.00	32.66
	TOTAL	1.563200	150.57	.00	359.71	.00	510.28	72.79	.00	.00	583.07
2004	M & O	1.463200	99.04	.00	224.75	.00	323.79	46.90	.00	.00	370.69
	I & S	.105900	7.17	.00	16.27	.00	23.44	.00	.00	.00	23.44
	TOTAL	1.569100	106.21	.00	241.02	.00	347.23	46.90	.00	.00	394.13
2003	M & O	1.463200	267.54	.00	572.54	.00	840.08	116.88	.00	.00	956.96
	I & S	.120900	22.11	.00	47.31	.00	69.42	.00	.00	.00	69.42
	TOTAL	1.584100	289.65	.00	619.85	.00	909.50	116.88	.00	.00	1,026.38
2000	M & O	1.400000	10.00	.00	22.66	.00	32.66	3.88	.00	.00	36.54
	I & S	.134100	.96	.00	2.17	.00	3.13	.00	.00	.00	3.13
	TOTAL	1.534100	10.96	.00	24.83	.00	35.79	3.88	.00	.00	39.67
1995	M & O	1.184200	18.82	.00	66.87	.00	85.69	14.86	.00	.00	100.55
	I & S	.210800	3.35	.00	11.90	.00	15.25	.00	.00	.00	15.25
	TOTAL	1.395000	22.17	.00	78.77	.00	100.94	14.86	.00	.00	115.80

09/04/2025 08:16:22 4918997
 TC298-D SELECTION: SYSTEM
 RECEIPT DATE: ALL
 LOCATION: LOCATION NAME NOT FOUND

TAX COLLECTION SYSTEM
 DEPOSIT DISTRIBUTION
 FROM: 07/01/2025 THRU 08/31/2025
 JURISDICTION: 0048 MISSION CISD

PAGE: 82
 INCLUDES AG ROLLBACK

YEAR	FUND	TAX RATE	LEVY PAID	DISCOUNT GIVEN	PENALTY INTEREST	TIF AMOUNT	DISBURSE TOTAL	ATTORNEY	OTHER FEES	REFUND AMOUNT	PAYMENT AMOUNT
1994	M & O	1.170000	4.52	.00	16.61	.00	21.13	3.72	.00	.00	24.85
	I & S	.230000	.89	.00	3.26	.00	4.15	.00	.00	.00	4.15
	TOTAL	1.400000	5.41	.00	19.87	.00	25.28	3.72	.00	.00	29.00
ALL	M & O		337,012.43	.00	92,302.42	.00	429,314.85	92,802.43	.00	.00	522,117.28
ALL	I & S		128,078.70	.00	32,210.59	.00	160,289.29	.00	.00	.00	160,289.29
ALL	TOTAL		465,091.13	.00	124,513.01	.00	589,604.14	92,802.43	.00	.00	682,406.57
DLQ	M & O		70,383.55	.00	37,085.92	.00	107,469.47	21,608.49	.00	.00	129,077.96
DLQ	I & S		17,584.48	.00	9,328.24	.00	26,912.72	.00	.00	.00	26,912.72
DLQ	TOTAL		87,968.03	.00	46,414.16	.00	134,382.19	21,608.49	.00	.00	155,990.68
CURR	M & O		266,628.88	.00	55,216.50	.00	321,845.38	71,193.94	.00	.00	393,039.32
CURR	I & S		110,494.22	.00	22,882.35	.00	133,376.57	.00	.00	.00	133,376.57
CURR	TOTAL		377,123.10	.00	78,098.85	.00	455,221.95	71,193.94	.00	.00	526,415.89

FISCAL START: 07/01/2025 END: 06/30/2026 JURISDICTION: 0048 MISSION CISD

	CERT TAXABLE VALUE	ADJUSTMENTS	ADJ TAX VALUE	TAX RATE	TAX LEVY	PAID ACCTS
CURRENT YEAR	3,187,890,882	7,423,244-	3,180,467,638	01.113000	2,070,698.00	25,664

YEAR	TAXES DUE	MONTH ADJ	ADJUSTMENT YTD	LEVY PAID	PAID YTD	BALANCE	COLL %	YTD UNCOLL
2024	2,154,725.11	84,027.11-	84,027.11-	368,692.18	368,692.18	1,702,005.82	17.81	0.00
2023	655,827.09	41,200.42-	41,200.42-	24,927.49	24,927.49	589,699.18	4.06	0.00
2022	398,193.28	2,226.00-	2,226.00-	21,574.44	21,574.44	374,392.84	5.45	0.00
2021	258,585.39	36.49-	36.49-	8,348.76	8,348.76	250,200.14	3.23	0.00
2020	197,672.66	21,389.68-	21,389.68-	2,869.36	2,869.36	173,413.62	1.63	0.00
2019	144,862.94	278.50-	278.50-	1,521.77	1,521.77	143,062.67	1.05	0.00
2018	129,031.38	301.02-	301.02-	955.98	955.98	127,774.38	.74	0.00
2017	106,013.26	217.69-	217.69-	109.51	109.51	105,686.06	.10	0.00
2016	101,202.53	579.15-	579.15-	333.26	333.26	100,290.12	.33	0.00
2015	90,579.86	588.24-	588.24-	1,768.96	1,768.96	88,222.66	1.97	0.00
2014	85,672.66	268.25-	268.25-	344.89	344.89	85,059.52	.40	0.00
2013	78,558.16	144.40-	144.40-	344.26	344.26	78,069.50	.44	0.00
2012	78,221.32	144.40-	144.40-	513.79	513.79	77,563.13	.66	0.00
2011	71,663.19	256.19-	256.19-	458.47	458.47	70,948.53	.64	0.00
2010	70,671.29	256.19-	256.19-	322.09	322.09	70,093.01	.46	0.00
2009	66,598.42	252.25-	252.25-	312.19	312.19	66,033.98	.47	0.00
2008	66,584.19	244.37-	244.37-	453.36	453.36	65,886.46	.68	0.00
2007	62,213.96	1,520.69-	1,520.69-	442.27	442.27	60,251.00	.73	0.00
2006	59,548.10	3,519.32-	3,519.32-	466.82	466.82	55,561.96	.83	0.00
2005	56,658.07	4,450.35-	4,450.35-	150.57	150.57	52,057.15	.29	0.00
2004	52,296.36	9,378.56-	9,378.56-	106.21	106.21	42,811.59	.25	0.00
2003	181,411.77	20,667.44-	20,667.44-	328.19	328.19	160,416.14	.20	0.00
****	5,166,790.99	191,946.71-	191,946.71-	435,344.82	435,344.82	4,539,499.46		0.00
CURR	2,154,725.11	84,027.11-	84,027.11-	368,692.18	368,692.18	1,702,005.82		0.00
DELQ	3,012,065.88	107,919.60-	107,919.60-	66,652.64	66,652.64	2,837,493.64		0.00

FISCAL START: 07/01/2025 END: 06/30/2026 JURISDICTION: 0048 MISSION CISD

	CERT TAXABLE VALUE	ADJUSTMENTS	ADJ TAX VALUE	TAX RATE	TAX LEVY	PAID ACCTS
CURRENT YEAR	0	0	0 0	01.113000	45,588.80	1

YEAR	TAXES DUE	MONTH ADJ	ADJUSTMENT YTD	LEVY PAID	PAID YTD	BALANCE	COLL %	YTD UNCOLL
2024	45,588.80	.00	0.00	8,430.92	8,430.92	37,157.88	18.49	0.00
2023	62,482.37	.00	0.00	7,442.80	7,442.80	55,039.57	11.91	0.00
2022	53,455.11	.00	0.00	13,872.59	13,872.59	39,582.52	25.95	0.00
2021	0.00	.00	0.00	0.00	0.00	0.00		0.00
2019	0.00	.00	0.00	0.00	0.00	0.00		0.00
2018	0.00	.00	0.00	0.00	0.00	0.00		0.00
2017	0.00	.00	0.00	0.00	0.00	0.00		0.00
****	161,526.28	.00	0.00	29,746.31	29,746.31	131,779.97		0.00
CURR	45,588.80	.00	0.00	8,430.92	8,430.92	37,157.88		0.00
DELQ	115,937.48	.00	0.00	21,315.39	21,315.39	94,622.09		0.00

TAX COLLECTION SYSTEM
TAX COLLECTOR MONTHLY REPORT
FROM 07/01/2025 TO 08/31/2025

FISCAL START: 07/01/2025 END: 06/30/2026 JURISDICTION: 0048 MISSION CISD

	CERT TAXABLE VALUE	ADJUSTMENTS	ADJ TAX VALUE	TAX RATE	TAX LEVY	PAID ACCTS
CURRENT YEAR	3,187,890,882	7,423,244-	3,180,467,638	01.113000	2,116,286.80	25,665

YEAR	TAXES DUE	MONTH ADJ	ADJUSTMENT YTD	LEVY PAID	PAID YTD	BALANCE	COLL %	YTD UNCOLL
2024	2,200,313.91	84,027.11-	84,027.11-	377,123.10	377,123.10	1,739,163.70	17.82	0.00
2023	718,309.46	41,200.42-	41,200.42-	32,370.29	32,370.29	644,738.75	4.78	0.00
2022	451,648.39	2,226.00-	2,226.00-	35,447.03	35,447.03	413,975.36	7.89	0.00
2021	258,585.39	36.49-	36.49-	8,348.76	8,348.76	250,200.14	3.23	0.00
2020	197,672.66	21,389.68-	21,389.68-	2,869.36	2,869.36	173,413.62	1.63	0.00
2019	144,862.94	278.50-	278.50-	1,521.77	1,521.77	143,062.67	1.05	0.00
2018	129,031.38	301.02-	301.02-	955.98	955.98	127,774.38	.74	0.00
2017	106,013.26	217.69-	217.69-	109.51	109.51	105,686.06	.10	0.00
2016	101,202.53	579.15-	579.15-	333.26	333.26	100,290.12	.33	0.00
2015	90,579.86	588.24-	588.24-	1,768.96	1,768.96	88,222.66	1.97	0.00
2014	85,672.66	268.25-	268.25-	344.89	344.89	85,059.52	.40	0.00
2013	78,558.16	144.40-	144.40-	344.26	344.26	78,069.50	.44	0.00
2012	78,221.32	144.40-	144.40-	513.79	513.79	77,563.13	.66	0.00
2011	71,663.19	256.19-	256.19-	458.47	458.47	70,948.53	.64	0.00
2010	70,671.29	256.19-	256.19-	322.09	322.09	70,093.01	.46	0.00
2009	66,598.42	252.25-	252.25-	312.19	312.19	66,033.98	.47	0.00
2008	66,584.19	244.37-	244.37-	453.36	453.36	65,886.46	.68	0.00
2007	62,213.96	1,520.69-	1,520.69-	442.27	442.27	60,251.00	.73	0.00
2006	59,548.10	3,519.32-	3,519.32-	466.82	466.82	55,561.96	.83	0.00
2005	56,658.07	4,450.35-	4,450.35-	150.57	150.57	52,057.15	.29	0.00
2004	52,296.36	9,378.56-	9,378.56-	106.21	106.21	42,811.59	.25	0.00
2003	181,411.77	20,667.44-	20,667.44-	328.19	328.19	160,416.14	.20	0.00
****	5,328,317.27	191,946.71-	191,946.71-	465,091.13	465,091.13	4,671,279.43		0.00
CURR	2,200,313.91	84,027.11-	84,027.11-	377,123.10	377,123.10	1,739,163.70		0.00
DELQ	3,128,003.36	107,919.60-	107,919.60-	87,968.03	87,968.03	2,932,115.73		0.00

UPDATE MODE

ACCOUNT	YEAR	DEPOSIT	LEVY COLLECTED	RENDITION PENALTY	P & I COLLECTED	RENDITION P & I	RENDITION DISCOUNT	APPRAISAL COMMISSION	DISBURSEMENT AMOUNT
CURR FOR 0042 EDCOUCH-ELSA ISD			817.75	258.12	152.49	47.21	0.00	15.29	954.95
BY COUNTY 108			817.75	258.12	152.49	47.21	0.00	15.29	954.95
DELQ FOR 0042 EDCOUCH-ELSA ISD			0.00	0.00	0.00	0.00	0.00	0.00	0.00
TOTAL FOR 0042 EDCOUCH-ELSA ISD			817.75	258.12	152.49	47.21	0.00	15.29	954.95
BY COUNTY 108			817.75	258.12	152.49	47.21	0.00	15.29	954.95
CURR FOR 0043 PHARR,SAN JUAN,ALAMO ISD			27,359.23	2,525.19	5,194.63	479.46	0.00	150.24	32,403.62
BY COUNTY 108			27,359.23	2,525.19	5,194.63	479.46	0.00	150.24	32,403.62
DELQ FOR 0043 PHARR,SAN JUAN,ALAMO ISD			1,597.98	194.81	549.73	65.22	0.00	13.03	2,134.68
BY COUNTY 108			1,597.98	194.81	549.73	65.22	0.00	13.03	2,134.68
TOTAL FOR 0043 PHARR,SAN JUAN,ALAMO ISD			28,957.21	2,720.00	5,744.36	544.68	0.00	163.27	34,538.30
BY COUNTY 108			28,957.21	2,720.00	5,744.36	544.68	0.00	163.27	34,538.30
CURR FOR 0046 MERCEDES ISD			2,618.30	521.99	496.77	127.36	0.00	32.46	3,082.61
BY COUNTY 108			2,618.30	521.99	496.77	127.36	0.00	32.46	3,082.61
DELQ FOR 0046 MERCEDES ISD			4.52-	38.74-	29.51-	57.06	0.00	0.93	34.96-
BY COUNTY 108			4.52-	38.74-	29.51-	57.06	0.00	0.93	34.96-
TOTAL FOR 0046 MERCEDES ISD			2,613.78	483.25	467.26	184.42	0.00	33.39	3,047.65
BY COUNTY 108			2,613.78	483.25	467.26	184.42	0.00	33.39	3,047.65
CURR FOR 0047 MCALLEN ISD			16,266.53	2,660.07	3,006.15	487.29	0.00	157.36	19,115.32
BY COUNTY 108			16,266.53	2,660.07	3,006.15	487.29	0.00	157.36	19,115.32
DELQ FOR 0047 MCALLEN ISD			6,572.13	698.40	2,496.01	273.85	0.00	48.61	9,019.53
BY COUNTY 108			6,572.13	698.40	2,496.01	273.85	0.00	48.61	9,019.53
TOTAL FOR 0047 MCALLEN ISD			22,838.66	3,358.47	5,502.16	761.14	0.00	205.97	28,134.85
BY COUNTY 108			22,838.66	3,358.47	5,502.16	761.14	0.00	205.97	28,134.85
CURR FOR 0048 MISSION CISD			5,124.21	821.46	974.32	170.28	0.00	49.57	6,048.96
BY COUNTY 108			5,124.21	821.46	974.32	170.28	0.00	49.57	6,048.96
DELQ FOR 0048 MISSION CISD			819.86	147.44	301.64	50.61	0.00	9.92	1,111.58
BY COUNTY 108			819.86	147.44	301.64	50.61	0.00	9.92	1,111.58
TOTAL FOR 0048 MISSION CISD			5,944.07	968.90	1,275.96	220.89	0.00	59.49	7,160.54
BY COUNTY 108			5,944.07	968.90	1,275.96	220.89	0.00	59.49	7,160.54
CURR FOR 0049 LA JOYA ISD			3,176.40	1,793.49	603.50	340.75	0.00	106.71	3,673.19
BY COUNTY 108			3,176.40	1,793.49	603.50	340.75	0.00	106.71	3,673.19
DELQ FOR 0049 LA JOYA ISD			2,355.75	232.03	852.05	85.14	0.00	15.86	3,191.94
BY COUNTY 108			2,355.75	232.03	852.05	85.14	0.00	15.86	3,191.94
TOTAL FOR 0049 LA JOYA ISD			5,532.15	2,025.52	1,455.55	425.89	0.00	122.57	6,865.13
BY COUNTY 108			5,532.15	2,025.52	1,455.55	425.89	0.00	122.57	6,865.13
CURR FOR 0050 PROGRESO ISD			1,094.12-	141.20-	196.94-	0.00	0.00	7.06-	1,284.00-
BY COUNTY 108			1,094.12-	141.20-	196.94-	0.00	0.00	7.06-	1,284.00-
DELQ FOR 0050 PROGRESO ISD			0.00	0.00	0.00	0.00	0.00	0.00	0.00
TOTAL FOR 0050 PROGRESO ISD			1,094.12-	141.20-	196.94-	0.00	0.00	7.06-	1,284.00-
BY COUNTY 108			1,094.12-	141.20-	196.94-	0.00	0.00	7.06-	1,284.00-

SUBJECT: General Fund and Debt Service Financial Report

PRESENTER: Jaime Lopez, Assistant Superintendent for Business and Finance

BACKGROUND INFORMATION

As per Board Policy CFA (LEGAL), The Board shall prepare an annual financial statement that shows the following for each fund subject to its authority during the fiscal year:

1. The total receipts of the fund, itemized by the source of revenue, including taxes, assessments, service charges, grants of state money, gifts, or other general sources from which funds are derived.
2. The total disbursements of the fund, itemized by the nature of the expenditure.
3. The balance in the fund at the close of the fiscal year.

Monthly financial reports are prepared throughout the year by Administration for information purposes only.

ADMINISTRATIVE CONSIDERATIONS

The General Fund Financial reports compare the budgeted revenues and expenditures.

Actual revenues through July 2025 totaled \$1,032,374, and actual expenditures totaled \$12,310,196. The net excess total expenditures over revenues is \$11,277,822.

These numbers do not include outstanding encumbrances for payroll and supplies. Budget by function is sufficient to meet expenditures.

The Debt Fund financial report is also attached.

FUNDING SOURCE AND AMOUNT

Not applicable.

RECOMMENDATION

Information item only.

CONTACT PERSON(S)

Jaime Lopez, Assistant Superintendent for Business and Finance
Sylvia Cruz, Executive Director for Business and Finance
Yajaira Paredes, Accountant

**Mission Consolidated Independent School District
General Fund
July 31, 2025**

		Budget	Actual	Difference	%
Revenues					
5700	Local and Intermediate Sources	\$ 28,230,994	\$246,735	\$ 27,984,259	0.87%
5800	State Program Revenues	133,932,617	695,487	\$ 133,237,130	0.52%
5900	Federal Program Revenues	16,534,223	87,176	\$ 16,447,047	0.53%
	Total Revenues	\$ 178,697,834	\$ 1,029,398	\$ 177,668,436	
Expenditures					
11	Instruction	\$ 105,970,630	\$7,449,157	\$ 98,521,473	7.03%
12	Instrucional Resources & Media Services	2,518,190	183,065	2,335,125	7.27%
13	Curriculum and Personnel Development	2,241,681	164,912	2,076,769	7.36%
21	Instructional Administration	3,225,709	224,609	3,001,100	6.96%
23	School Administration	9,898,030	755,613	9,142,417	7.63%
31	Guidance and Counseling Services	6,984,070	618,985	6,365,085	8.86%
32	Attendance and Social Work Services	153,795	12,458	141,337	8.10%
33	Health Services	1,923,579	138,973	1,784,606	7.22%
34	Pupil Transportation	5,509,456	130,349	5,379,107	2.37%
35	Food Services	14,730,938	557,420	14,173,518	3.78%
36	Co-Curricular Activities	8,124,000	603,872	7,520,128	7.43%
41	General Administration	6,507,110	415,127	6,091,983	6.38%
51	Plant Maintenance and Operations	21,394,883	755,559	20,639,324	3.53%
52	Security and Monitoring	4,703,015	156,079	4,546,936	3.32%
53	Data Processing Services	3,600,756	136,012	3,464,744	3.78%
61	Community Services	234,756	8,007	226,749	3.41%
71	Debt Service	1,271,597	-	1,271,597	0.00%
81	Facilities Acquisition and Construction	29,000	-	29,000	0.00%
95	Juvenile Justice Alt. Education	20,000	-	20,000	0.00%
99	Other Intergovernmental Charges	350,000	-	350,000	0.00%
	Total Expenditures	\$ 199,391,195	\$12,310,196	\$ 187,080,999	
1100	Excess (Deficiency)	\$ (20,693,361)	(\$11,280,798)	\$ (9,412,563)	
Non-Operating Revenue					
7912	Sale of Real & Personal Property	\$ -	\$ 2,976	(2,976)	100.00%
7913	Right to Use Lease Assets	\$ -	\$ -	-	0.00%
7915	Operating Transfers In	\$ 28,455,312	\$ -	28,455,312	0.00%
7949	Other Resources	\$ -	\$ -	-	0.00%
	Total Non-Operating Revenue	\$ 28,455,312	\$ 2,976	\$ 28,452,336	
Non-Operating Expenses					
8911	Other Uses	\$ (28,455,312)	\$ -	\$ (28,455,312)	0.00%
	Total Non-Operating Expenses	\$ (28,455,312)	\$ -	\$ (28,455,312)	
1200	Excess (Deficiency)	\$ (20,693,361)	\$ (11,277,822)	\$ (9,415,539)	
0100	Fund Balance - Beginning Audited	\$ 99,411,692	\$ 99,411,692	\$ -	
3000	Fund Balance - Ending Un-Audited	\$ 78,718,331	\$ 88,133,870	\$ (9,415,539)	

**Mission Consolidated Independent School District
Debt Service Fund
July 31, 2025**

		Budget	Actual	Difference	%
Revenues					
5700	Local and Intermediate Sources	\$ 9,853,950	\$ 99,839	\$ 9,754,111	1.01%
5800	State Program Revenues	2,244,119	-	2,244,119	0.00%
	Total Revenues	\$ 12,098,069	\$ 99,839	\$ 11,998,230	
Expenditures					
7100	Debt Services	\$ 9,982,617	\$ -	\$ 9,982,617	0.00%
	Total Expenditures	\$ 9,982,617	\$ -	\$ 9,982,617	
1100	Excess (Deficiency)	\$ 2,115,452	\$ 99,838	\$ 2,015,613	
Non-Operating Revenue					
7900	Operating Transfers In	\$0	\$0	\$0	0.00%
Non-Operating Expenses					
8900	Operating Transfers Out	\$ -	\$ -	\$ -	0.00%
1200	Excess (Deficiency)	\$ 2,115,452	\$ 99,838	\$ 2,015,613	
0100	Fund Balance - Beginning Audited	\$ 4,429,523	\$ 4,429,523	\$ -	
3000	Fund Balance - Ending Un-Audited	\$ 6,544,975	\$ 4,529,361	\$ 2,015,613	

SUBJECT: Cash Disbursements

PRESENTER: Jaime Lopez, Assistant Superintendent for Business and Finance

BACKGROUND INFORMATION:

The District’s disbursements list all of the checks and other payments made during the reporting month. The check registers, wire transfers, and automated clearing house (ACH) transactions are available for inspection at the office of the Assistant Superintendent for Business and Finance.

Monthly disbursement reports are prepared throughout the year by administration for information purposes only.

ADMINISTRATIVE CONSIDERATIONS:

The District’s total disbursements for July 2025 totaled \$13,154,731, as follows:

Disbursement Type	Amount
Accounts Payable Vendor Checks	\$ 762,541
District Purchasing Cards	\$ 202,080
ACH	\$ 4,017,542
Wire Transfers	\$ 220,421
Payroll	\$ 7,952,147
TOTAL	\$ 13,154,731

FUNDING SOURCE AND AMOUNT:

Not applicable.

RECOMMENDATION:

Information item only.

CONTACT PERSON (S):

Jaime Lopez, Assistant Superintendent for Business and Finance
Sylvia Cruz, Executive Director for Business and Finance
Leonor Garcia, CPA, Accountant

Mission CISD
Check Register by Vendor
Check Date 7/1/2025 to 7/31/2025
Top 10 Vendors

Vendors	Amount
HEALTH CARE SERVICE CORP	1,736,213.74
OSWALT RESTAURANT SUPPLY	1,403,168.13
MP2 ENERGY NE LLC	304,164.87
THE BROKERAGE STORE	245,348.00
LABATT FOOD SERVICE	158,086.66
MAGIC VALLEY ELECTRIC	94,136.09
LIBERTY INSURANCE UNDERWRITERS INC	90,867.50
MIX N MORE INC	79,061.00
FRONTLINE TECHNOLOGIES GROUP LLC	77,088.02
ENGAGE! LEARNING LLC	63,000.00
Grand Total	4,251,134.01

Mission CISD
Check Register by Vendor
Check Date 7/1/2025 to 7/31/2025
Vendor Summary

Vendors	Amount
HEALTH CARE SERVICE CORP	1,736,213.74
OSWALT RESTAURANT SUPPLY	1,403,168.13
MP2 ENERGY NE LLC	304,164.87
THE BROKERAGE STORE	245,348.00
LABATT FOOD SERVICE	158,086.66
MAGIC VALLEY ELECTRIC	94,136.09
LIBERTY INSURANCE UNDERWRITERS INC	90,867.50
MIX N MORE INC	79,061.00
FRONTLINE TECHNOLOGIES GROUP LLC	77,088.02
ENGAGE! LEARNING LLC	63,000.00
O'HANLON, DEMERATH & CASTILLO, PC	62,704.07
SOUTH TEXAS COLLEGE	46,800.00
SEQUEL DATA SYSTEMS	37,664.76
VARSITY SPIRIT FASHIONS & SUPPLIES,LLC	37,234.19
REGION ONE EDUCATION SERVICE CENTER	35,200.00
TRAPEZE SOFTWARE GROUP INC	33,060.00
CITY OF MISSION - UTILITIES	31,287.42
OLIVER PRODUCTS COMPANY	18,784.38
TEXAS FILTER SERVICE LLC	18,697.70
SHARYLAND WATER SUPPLY CORP	16,615.57
AGILE SPORTS TECHNOLOGIES	16,000.00
UNIVERSITY OF TEXAS RIO GRANDE VALLEY	14,800.00
LINEBARGER GOGGAN BLAIR	13,628.07
MISSION CHAMBER OF COMMERCE	11,250.00
MERITUM ENERGY HOLDINGS	11,159.24
VALLEY GROCERS LLC	10,798.43
EDUCATIONAL PRODUCTS, INC.	9,855.00
EDUCATION ADVANCED INC	9,847.60
CAMCO SALES INC	9,451.90
CANINES IN ACTION ACADEMY LLC	9,448.00
TRANE US INC	8,972.17
POCKET NURSE ENTERPRISES INC	8,958.56
HOUSTON ISD-MEDICAID FINANCE	7,962.06
JSJ FIRE INC	7,939.00
AMAZON	7,853.13
SYSCO FOOD SERVICES	7,686.00
JUSTFOIA, INC.	7,480.69
HYATT	7,254.53
CARR, RIGGS & INGRAM, LLC	6,900.00
ALL AMERICAN SPORTS CORP	6,753.38
HTE DANCE AND SPIRIT GROUP INC	5,695.00
PSI SERVICES LLC	5,596.00
VARSITY BRANDS, INC.	5,466.04
SOUTHERN TIRE MART	5,460.00

Mission CISD
Check Register by Vendor
Check Date 7/1/2025 to 7/31/2025
Vendor Summary

DEVIN DISTRIBUTING AND	5,282.55
ENTERPRISE HOLDINGS INC	5,161.53
TEXAS DECA	5,132.40
AIRTROL SUPPLY, INC.	4,368.01
UNITED AIRLINES INC	4,364.82
DEAN DAIRY FLUID, LLC	4,224.86
ESTES EXPRESS LINES	4,132.36
GOLD STAR FOODS, INC	4,089.40
TEXAS GAS SERVICE	4,082.26
COMPTIA, INC.	3,973.00
TEXAS DEPARTMENT OF	3,817.25
IMPERIAL BAG & PAPER CO LLC	3,668.16
HOLL INC	3,565.39
KESLER SCIENCE LLC	3,490.00
UNIFIRST HOLDINGS LP INC.	3,425.76
KAOTIK INNOVATIONS	3,352.65
AIM MEDIA TEXAS OPERATING, LLC	3,218.20
CDW GOVERNMENT INC	3,115.80
HENRY SCHEIN INC	2,971.31
REPUBLIC SERVICES INC	2,716.56
MEEDER PUBLIC FUNDS INC	2,500.00
THE PITNEY BOWES BANK INC	2,500.00
MISSION AUTO ELECTRIC INC	2,488.53
JIM MELHART PIANO AND ORGAN	2,438.65
TORNIQUETTE L.L.C.	2,293.95
ALEX G DEL FIERRO	2,140.40
LA QUINTA INN & SUITES BY WYNDHAM RIVERW	2,076.87
HYATT REGENCY	2,062.47
HERTZBERG NEW METHOD INC	2,055.54
ALL PLAYERS NETWORK INC	2,000.00
L & W SUPPLY CORPORATION	1,856.00
COURTYARD	1,791.60
PRO ELITE INC	1,755.00
MIRACLE MEDICAL EQUIPMENT AND	1,690.00
JOSTENS INC	1,674.75
MCISD PETTY CASH	1,525.00
MARRIOTT	1,381.98
TMSCA	1,330.00
NICHO PRODUCE CO INC	1,286.25
TEPSA	1,267.00
DS SERVICES OF AMERICA, INC.	1,265.86
RIO ELEVATOR COMPANY, INC.	1,260.00
SHAMYA GISSEL CANCHOLA-MEDINA	1,250.00
HILTON GARDEN INN	1,195.50
DOUBLETREE HOTEL	1,187.23

Mission CISD
Check Register by Vendor
Check Date 7/1/2025 to 7/31/2025
Vendor Summary

SHERWIN WILLIAMS CO INC	1,183.28
TELLUS EQUIPMENT SOLUTIONS, LLC	1,182.95
GLOBAL EQUIPMENT CO., GLOBAL INDUSTRIAL	1,145.50
SAMSCLUB #8250	1,081.39
ANDY'S AUTO AIR AND SUPPLY INC	1,064.28
TSPRA	1,020.00
NORMALINDA ORTIZ	985.00
THE KING CORPORATION	888.37
COMMUNITY COUNCIL OF THE RGV	875.00
SKILLS USA TEXAS ASSOCIATION SECONDARY I	828.00
THE WESTIN PARK CENTRAL	807.74
WAL MART COMMUNITY BRC	800.77
ISTE	794.00
CINTAS CORPORATION NO 3	786.06
HOLT TRUCK CENTERS OF TEXAS LLC	783.56
AMERICAN AIRLINES	773.37
DIESEL FLEET CARE LLC	756.91
OLIVIA GRACE LOPEZ	750.00
SARAH I CARRILLO	750.00
DEMCO INC	736.36
ALL VALLEY SCREENPRINTING	698.00
TEXAS HIGH SCHOOL COACHES	680.00
MAIN EVENT	662.40
ALAMO HOTELS INC	656.04
FASCLAMPITT MCALLEN	645.36
MCALLEN PUBLIC UTILITIES	626.80
HOLIDAY INN	598.13
MCCOY CORPORATION	597.25
MI TIERRA CAFE Y PANADERIA	592.30
PARTS TOWN LLC	587.49
D & R COMMERCIAL GLASS, LLC	585.25
LAKEWAY RESORT AND SPA	573.49
TACOS YOYA	570.00
BUFFALO WILD WINGS	569.67
GRACIELA L OLIVO	550.00
ARIANNA CELESTE VALLEJO	500.00
JORDAN RODRIGUEZ	500.00
CALIFORNIA LEAGUE OF MIDDLE SCHOOLS	499.00
FLOWERS BAKING COMPANY	496.72
BEST BUY	495.86
WAL-MART #0397	494.29
PALOMA PADILLA	472.35
NOE PENA	466.16
ISLA GRAND BEACH HOTEL	464.02
INSTITUTE FOR SUPPLY MANGEMENT RIO GRAND	425.00

Mission CISD
Check Register by Vendor
Check Date 7/1/2025 to 7/31/2025
Vendor Summary

LAQUANTA BIVENS HERNANDEZ	420.03
LIZA ANN GUERRA	416.46
STRIPES	415.19
GREENWICH LLC	401.00
TRISTYN ISAIAH IBARRA	400.00
LAKESHORE EQUIPMENT COMPANY	394.46
THE HOME DEPOT #8519	393.00
123 SCREEN PRINTING	391.00
TEXAS HIGH SCHOOL ATHLETIC	390.00
KEREN BARRERA	384.66
VANESSA OJEDA	382.93
THE CENTER OF INDUSTRIAL	382.00
ACADEMY	381.87
EICHELBAUM WARDELL HANSEN	350.00
MARLIN LEASING CORPORATION	349.25
UPPER VALLEY MAIL SERVICE LLC	346.05
RAISING CANES	332.99
PABLO (PAUL) VILLAREAL JR.	329.00
MCDONALDS	302.90
ABC THERAPY, INC	295.00
DOGGETT FREIGHTLINER OF SOUTH	288.57
TASSP	285.00
FABIOLA BARBERENA	279.40
O REILLY AUTOMOTIVE INC	271.53
CHICK FIL A	270.82
RADWELL INTERNATIONAL, LLC	268.21
BRUCE COLLIER	250.00
JADEN ALEXANDER GARZA	250.00
NEHEMIAS MARTINEZ	250.00
TRISTON ESCALERA	250.00
BLANCA GONZALEZ MORALES	237.86
SOUTH TEXAS BEAUTY SUPPLY	232.50
SYLVIA CRUZ	232.44
JW PEPPER AND SON INC	230.00
ACRISURE TEXAS RISK ADVISORS	214.71
MIGUEL TORRES JR	210.70
ELIZABETH TUTTLE	210.07
DEBORAH L. TALLEY	200.00
CONFERENCE FOR THE ADVANCEMENT	199.00
O'REILLY AUTO PARTS	197.18
ANNYLU SAINZ	195.00
JOSSIE MENDEZ	195.00
JULISSA DIAZ	195.00
MONICA MEJIA	195.00
DIMITRA N TREJO	186.73

Mission CISD
Check Register by Vendor
Check Date 7/1/2025 to 7/31/2025
Vendor Summary

HOME DEPOT CREDIT SERVICES	177.11
VWR FUNDING INC	176.48
CONSOLIDATED ELECTRICAL	175.80
ANA BANDA	175.00
BRIANDA LIZ RAMOS	175.00
CARINA ARELLANO	175.00
CICI PERALES	175.00
COURTNEY STUART	175.00
GABRIELA GARCIA	175.00
JENNIFER CONDES	175.00
KELLY SARINANA	175.00
LEAD4WARD LLC	175.00
MARISOL DE LA ROSA	175.00
RAQUEL RIOS	175.00
ROBERT BALDAZO	175.00
SONIA TAMEZ	175.00
STEPHANIE SALVATORE	175.00
VELMA E FLORES	175.00
GLORIA GUERRA	174.67
BRENDA BETANCOURT	170.00
YAHAIRA ALVAREZ	170.00
DANIELLA ALANIZ	169.45
LA QUINTA	162.06
JESSICA DOMINGUEZ	155.00
LEONOR GARCIA	155.00
SYLVIA ESQUIVEL	155.00
YAJAIRA PAREDES	155.00
DICKSON RODRIGUEZ OTR	150.00
SOUTH TEXAS ASSOCIATION OF SCHOOL MAINTENANCE	149.00
CATALINA GOMEZ	145.00
JOSE DANIEL DELGADO	145.00
TASBO	145.00
ROSA BLANTON	140.00
SONIA G GARCIA	140.00
EXXON	136.42
RUBEN AMARO	135.00
ARTCOM COMMUNICATIONS SOUTH LLC	130.00
MICHAEL'S	127.47
AUTO ZONE TEXAS	127.41
SIZZLING CAESARS LLC	125.86
ROBERTO DANIEL GRANADOS	123.41
SCHLOTZSKYS	114.90
BUBBA'S 33	112.91
SHELL	112.55
MARILEE HINOJOSA DIAZ	105.00

Mission CISD
Check Register by Vendor
Check Date 7/1/2025 to 7/31/2025
Vendor Summary

PARKING.COM	102.30
CARLOS GABRIEL GARCIA JR	100.00
DOG LOVERS D-PET SALON	100.00
TRIPLE-S STEEL HOLDINGS INC	91.02
GATEWAY PRINTING & OFFICE SUPPLY, INC	85.87
RANCH HOUSE BURGERS 2	84.00
CAR CARE CENTER	80.00
ABEL ELIAS AYALA	78.00
MARTIN E GONZALEZ	73.43
DOLLAR TREE	70.50
FLINN SCIENTIFIC CO INC	68.68
ISABEL SALINAS	67.06
ANABEL GARZA	65.31
TEXAS EDUCATION AGENCY MSC	56.00
WHATABURGER	55.70
GREEN ACRES	49.19
VALERO	49.05
HEB	47.89
DELDIE C. FLORES	45.15
JENNIFER DE LA GARZA	44.09
VANESSA S. GARCIA	41.23
CIRCLE K	40.33
EMILY ALVARADO	39.48
HEATHER M. CARPENTER	39.34
HILTON	35.16
MONICA MENDOZA	33.74
HARRIS COUNTY TOLL ROAD AUTHORITY	29.32
YVONNE AYALA	28.42
DAIRY QUEEN	27.76
KFC	26.48
DANNY'S TIRES & SERVICE	26.00
FIDELA ELSA COVARRUBIAS	25.27
VICTORIA Y COCHRAN CHAMPION	25.06
TEX BEST	20.58
AMANDA CLAUDIA GONZALEZ	20.00
BRENDA CASTANON	20.00
BRENDA SALAZAR	20.00
EDGAR J. GARCIA	20.00
JESUS FUENTES	20.00
NAYELI GARZA	20.00
NELLY P FLORES	20.00
VERONICA CRUZ	20.00
SUNOCO	19.76
KUNTRY KORNER	18.63
MARISSA SAENZ	17.49

Mission CISD
Check Register by Vendor
Check Date 7/1/2025 to 7/31/2025
Vendor Summary

POSTNET	15.03
MISSION QUICK LUBE, INC	15.00
UT PTS SJG PARKING	15.00
SAMS CLUB DIRECT	13.98
CENTRAL TEXAS REGIONAL AUTHORITY	11.08
UNITED STATES POST OFFICE	10.48
TOSHIBA BUSINESS SOLUTIONS INC	2.13
KALAHARI RESORTS & C	(44.10)
Grand Total	4,982,163.77

Mission CISD
Check Register by Vendor, Check Date
Check Date from 7/1/2025 to 7/31/2025

Check Date	Check #	Type	Vendor	Void Amount	Check Amount	Description
07/16/2025	749446	Printed	123 SCREEN PRINTING	-	171.00	Awards Trophies Promotional &
07/16/2025	749447	Printed	AIM MEDIA TEXAS OPERATING, LLC	-	510.20	Public Notices and Advertising
07/16/2025	749448	Printed	CONSOLIDATED ELECTRICAL	-	175.80	MISC SF10PW COOPER WIRING DEVI
07/16/2025	749449	Printed	CARR, RIGGS & INGRAM, LLC	-	6,900.00	Professional Services - Financ
07/16/2025	749450	Printed	CINTAS CORPORATION NO 3	-	786.06	New Cintas PO to continue payi
07/16/2025	749451	Printed	DEAN DAIRY FLUID, LLC	-	1,206.56	Food Commodity M
07/16/2025	749452	Printed	DIESEL FLEET CARE LLC	-	436.91	Fleet and Bus Repair Services
07/16/2025	749453	Printed	ENTERPRISE HOLDINGS INC	-	349.56	Meals - Staff attending TASSP
07/16/2025	749454	Printed	HENRY SCHEIN INC	-	1,107.00	Athletic Trainer Equipment and
07/16/2025	749455	Printed	HOUSTON ISD-MEDICAID FINANCE	-	7,962.06	SHARS Services JULY 2024 - JU
07/16/2025	749456	Printed	JUSTFOIA, INC.	-	7,480.69	DIR Contract CPO-5262 Records
07/16/2025	749457	Printed	MISSION AUTO ELECTRIC INC	-	1,173.13	Parts and labor for Riding Mow
07/16/2025	749458	Printed	MARLIN LEASING CORPORATION	-	349.25	Copier - Lease 18 months of 24
07/16/2025	749459	Printed	MCALLEN PUBLIC UTILITIES	-	626.80	Water, Sewer and Waste Mgmt Ut
07/16/2025	749460	Printed	JIM MELHART PIANO AND ORGAN	-	2,438.65	Musical Instruments and Suppli
07/16/2025	749461	Printed	NICHO PRODUCE CO INC	-	929.00	Food Commodity Produce Fruits
07/16/2025	749462	Printed	PARTS TOWN LLC	-	48.54	Food Service Equipment Mainten
07/16/2025	749463	Printed	MERITUM ENERGY HOLDINGS	-	6,406.29	UNLEADED FOR WHITE AND YELLOW
07/16/2025	749464	Printed	SHARYLAND WATER SUPPLY CORP	-	16,615.57	Water, Sewer and Waste Mgmt Ut
07/16/2025	749465	Printed	TELLUS EQUIPMENT SOLUTIONS, LLC	-	1,182.95	Parts and labor for Big John D
07/16/2025	749466	Printed	TEXAS DEPARTMENT OF	-	27.00	Security Services-Background i
07/16/2025	749467	Printed	UNIFIRST HOLDINGS LP INC.	-	2,234.01	Employee Uniforms - Lease / Re
07/16/2025	749468	Printed	UPPER VALLEY MAIL SERVICE LLC	-	346.05	Mail Services 2024-2025 PREPA
07/16/2025	749469	Printed	UNIVERSITY OF TEXAS RIO GRANDE VALLEY	-	14,800.00	Student Tuition - TexPREP Summ
07/16/2025	749470	Printed	ENTERPRISE HOLDINGS INC	-	179.44	RENTAL ALLOW. WHILE ATTENDING
07/16/2025	749471	Printed	FRONTLINE TECHNOLOGIES GROUP LLC	-	44,667.10	Software License and Maintenan
07/16/2025	749472	Printed	PABLO (PAUL) VILLAREAL JR.	-	7.50	STATE INSPECTIONS FOR FLEET
07/16/2025	749473	Printed	HTE DANCE AND SPIRIT GROUP INC	-	5,695.00	Membership Fees - Students St
07/16/2025	749474	Printed	TMSCA	-	1,330.00	UNCLAIMED CHECK Classroom and
07/23/2025	749557	Printed	ABC THERAPY, INC	-	295.00	Physical Therapy Services Eva
07/23/2025	749558	Printed	CANINES IN ACTION ACADEMY LLC	-	9,448.00	General Merchandise Inukshuk P
07/23/2025	749559	Printed	COMPTIA, INC.	-	3,973.00	COMPTOIT19OLXX10B TESTOUT IT F
07/23/2025	749560	Printed	DICKSON RODRIGUEZ OTR	-	150.00	Contracted Services - Other I
07/23/2025	749561	Printed	ENTERPRISE HOLDINGS INC	-	2,022.07	STUDENT CONFERENCE FEES WHILE
07/23/2025	749562	Printed	GRACIELA L OLIVO	-	550.00	Contracted Services - Other
07/23/2025	749563	Printed	HENRY SCHEIN INC	-	1,864.31	THERM X MACHINE AT Athletic Tr
07/23/2025	749564	Printed	MISSION QUICK LUBE, INC	-	15.00	Automotive and Bus Parts Open
07/23/2025	749565	Printed	NICHO PRODUCE CO INC	-	183.50	Food Commodity Produce Fruits
07/23/2025	749566	Printed	O'HANLON, DEMERATH & CASTILLO, PC	-	62,704.07	Professional Services - Legal
07/23/2025	749567	Printed	POCKET NURSE ENTERPRISES INC	-	8,365.66	Classroom and Instructional Su
07/23/2025	749568	Printed	RIO ELEVATOR COMPANY, INC.	-	1,260.00	Elevator Maintenance, Service
07/23/2025	749569	Printed	SOUTHERN TIRE MART	-	5,460.00	Fleet and Bus Repair Services
07/23/2025	749570	Printed	TRIPLE-S STEEL HOLDINGS INC	-	91.02	PLATE A-36 1/4 X 48.0000"x96.0
07/23/2025	749571	Printed	UNIFIRST HOLDINGS LP INC.	-	289.89	Employee Uniforms - Lease / Re
07/23/2025	749572	Printed	VARSITY SPIRIT FASHIONS & SUPPLIES,LLC	-	37,234.19	CHEERLEADER UNIFORMS-SEE 3 PAG
07/23/2025	749573	Printed	ACRISURE TEXAS RISK ADVISORS	-	143.14	Bond Notary Fee for the follow
07/23/2025	749574	Printed	AIM MEDIA TEXAS OPERATING, LLC	-	2,708.00	One Year Subscription Renewal
07/23/2025	749575	Printed	ALL PLAYERS NETWORK INC	-	2,000.00	RENEWAL RANK ONE LOGISTICS/SPO
07/23/2025	749576	Printed	CAR CARE CENTER	-	80.00	Fleet and Bus Repair Services

Mission CISD
Check Register by Vendor, Check Date
Check Date from 7/1/2025 to 7/31/2025

07/23/2025	749577	Printed	SARAH CARRILLO	-	750.00	Student Scholarships 2025 JOS
07/23/2025	749578	Printed	DEAN DAIRY FLUID, LLC	-	2,042.70	Food Commodity M
07/23/2025	749579	Printed	ENTERPRISE HOLDINGS INC	-	817.79	Vehicle Rental- CAR RENTAL FOR
07/23/2025	749580	Printed	EICHELBAUM WARDELL HANSEN	-	175.00	Registration Fee - Staff Raul
07/23/2025	749581	Printed	EICHELBAUM WARDELL HANSEN	-	175.00	Registration Fee - Staff Webi
07/23/2025	749582	Printed	FASCLAMPITT MCALLEN	-	645.36	Item 8600536 54 x 164 Gloss B
07/23/2025	749583	Printed	FLOWERS BAKING COMPANY	-	436.72	Food Commodity Bread and Torti
07/23/2025	749584	Printed	JADEN ALEXANDER GARZA	-	250.00	Student Scholarships 2025 PAT
07/23/2025	749585	Printed	TRISTYN ISIAH IBARRA	-	400.00	Student Scholarships 2025 VMH
07/23/2025	749586	Printed	OLIVIA GRACE LOPEZ	-	750.00	Student Scholarships 2025 JOS
07/23/2025	749587	Printed	MISSION AUTO ELECTRIC INC	-	244.66	PARTS AND LABOR FOR TRACTOR RE
07/23/2025	749588	Printed	NEHEMIAS MARTINEZ	-	250.00	Student Scholarships 2025 KWJ
07/23/2025	749589	Printed	MIRACLE MEDICAL EQUIPMENT AND	-	1,690.00	Contracted Services - Administ
07/23/2025	749590	Printed	MISSION CHAMBER OF COMMERCE	-	11,250.00	Annual Monarch Investor Sponso
07/23/2025	749591	Printed	SOUTH TEXAS ASSOCIATION OF SCHOOL MAINTENANCE	-	149.00	Registration Fee - Staff STASM
07/23/2025	749592	Printed	SYSCO FOOD SERVICES	-	7,686.00	Food Preparation - Other Non-F
07/23/2025	749593	Printed	TEXAS HIGH SCHOOL ATHLETIC	-	390.00	MEMBERSHIP RENEWAL UIL GROUP M
07/23/2025	749594	Printed	TSPRA	-	1,020.00	4 TSPRA 2025-26 Memberships: f
07/23/2025	749595	Printed	UNIFIRST HOLDINGS LP INC.	-	617.52	Week 6/4/2025 Invoice 2660185
07/30/2025	749709	Printed	MISSION AUTO ELECTRIC INC	-	1,070.74	PARTS AND LABOR FOR GROUND SPE
07/30/2025	749710	Printed	PARTS TOWN LLC	-	538.95	Food Service Equipment Mainten
07/30/2025	749711	Printed	HERTZBERG NEW METHOD INC	-	2,055.54	Library Books- See Attached li
07/30/2025	749712	Printed	POCKET NURSE ENTERPRISES INC	-	592.90	MedicSkin Newborn Screening He
07/30/2025	749713	Printed	PRO ELITE INC	-	1,755.00	Registration Fees - Students C
07/30/2025	749714	Printed	RANCH HOUSE BURGERS 2	-	84.00	Prepared Meals GUITAR COMPETIT
07/30/2025	749715	Printed	SEQUEL DATA SYSTEMS	-	37,664.76	REF PO#2417578 Cisco ASR1002-H
07/30/2025	749716	Printed	SOUTH TEXAS COLLEGE	-	46,800.00	Student Tuition - LOG# SUM25-0
07/30/2025	749717	Printed	DS SERVICES OF AMERICA, INC.	-	645.58	5 GAL WATER REFILLS FOR FEBRU
07/30/2025	749718	Printed	TEXAS GAS SERVICE	-	3,567.57	Natural Gas Utilities JULY 20
07/30/2025	749719	Printed	UNIFIRST HOLDINGS LP INC.	-	284.34	Employee Uniforms - Lease / Re
07/30/2025	749721	Printed	123 SCREEN PRINTING	-	220.00	Staff Shirts - Coral Polo with
07/30/2025	749722	Printed	ACRISURE TEXAS RISK ADVISORS	-	71.57	Invoice 39920 Account: MARIMON
07/30/2025	749723	Printed	ALL VALLEY SCREENPRINTING	-	698.00	Awards Trophies Promotional &
07/30/2025	749724	Printed	THE KING CORPORATION	-	888.37	COA3606 COASTAL 5W30 SYNTH BLE
07/30/2025	749725	Printed	AUTO ZONE TEXAS	-	127.41	OPEN PO TO PURCHASE PARTS AS N
07/30/2025	749726	Printed	TRAPEZE SOFTWARE GROUP INC	-	33,060.00	VIAFY CORE SOLUTION LIVE GPS T
07/30/2025	749727	Printed	CAMCO SALES INC	-	9,451.90	REMOVING AND REPLACING THE LIF
07/30/2025	749728	Printed	COMMUNITY COUNCIL OF THE RGV	-	875.00	General Reading and Reference
07/30/2025	749729	Printed	DEAN DAIRY FLUID, LLC	-	975.60	Food Commodity M
07/30/2025	749730	Printed	DEMCO INC	-	736.36	Office Supplies W70000567 Demc
07/30/2025	749731	Printed	DEVIN DISTRIBUTING AND	-	5,282.55	Food Preparation - Other Non-/
07/30/2025	749732	Printed	DIESEL FLEET CARE LLC	-	320.00	DOT INSPECTIONS FOR FLEET Perm
07/30/2025	749733	Printed	DOGGETT FREIGHTLINER OF SOUTH	-	288.57	ITEM - TBB 167382 REFRIGERANT
07/30/2025	749734	Printed	ENTERPRISE HOLDINGS INC	-	720.99	Travel Fuel Fees for attending
07/30/2025	749735	Printed	EDUCATIONAL PRODUCTS, INC.	-	9,855.00	Item UC532352 Composition Boo
07/30/2025	749736	Printed	ENGAGE! LEARNING LLC	-	63,000.00	Educational Staff Development
07/30/2025	749737	Printed	FLINN SCIENTIFIC CO INC	-	68.68	Classroom and Instructional Su
07/30/2025	749738	Printed	FLOWERS BAKING COMPANY	-	60.00	Food Commodity Bread and Torti
07/30/2025	749739	Printed	FRONTLINE TECHNOLOGIES GROUP LLC	-	32,420.92	Software License and Maintenanc
07/30/2025	749740	Printed	GLOBAL EQUIPMENT CO., GLOBAL INDUSTRIAL	-	1,145.50	Global Industrial™ Stret

Mission CISD
Check Register by Vendor, Check Date
Check Date from 7/1/2025 to 7/31/2025

07/30/2025	749741	Printed	GOLD STAR FOODS, INC	-	4,089.40	Food Commodity Food Commodity
07/30/2025	749742	Printed	INSTITUTE FOR SUPPLY MANGEMENT RIO GRAND	-	425.00	Registration Fee - Staff Anab
07/30/2025	749743	Printed	KESLER SCIENCE LLC	-	3,490.00	Classroom and Instructional Su
07/30/2025	749744	Printed	LABATT FOOD SERVICE	-	155,104.34	Food Preparation - Other Non-F
07/30/2025	749745	Printed	LABATT FOOD SERVICE	-	2,982.32	Food Preparation - Other Non-F
07/30/2025	749746	Printed	LEAD4WARD LLC	-	175.00	Registration Fee - Staff/staar
07/30/2025	749747	Printed	MCISD PETTY CASH	-	1,525.00	Business Service Petty Cash C
07/30/2025	749748	Printed	NICHO PRODUCE CO INC	-	173.75	Food Commodity Produce Fruits
07/30/2025	749749	Printed	OLIVER PRODUCTS COMPANY	-	18,784.38	Food Preparation - Other -- OL
07/30/2025	749750	Printed	MERITUM ENERGY HOLDINGS	-	4,752.95	UNLEADED FUEL FOR WHITE AND YE
07/30/2025	749751	Printed	JSJ FIRE INC	-	7,939.00	Fire Detection Equipment Insta
07/30/2025	749752	Printed	DS SERVICES OF AMERICA, INC.	-	620.28	5 GAL WATER RENTAL FOR MAINTEN
07/30/2025	749753	Printed	DEBORAH L. TALLEY	-	200.00	Classroom and Instructional Su
07/30/2025	749754	Printed	TEPSA	-	878.00	2510 Membership Fees - MEMBERS
07/30/2025	749755	Printed	TEPSA	-	389.00	Membership Fees - Staff Staff
07/30/2025	749756	Printed	VALLEY GROCERS LLC	-	10,798.43	Food Preparation - Other - CLE
07/30/2025	749757	Printed	YAHAIRA ALVAREZ	-	170.00	Fundraising Merchandise Mater
Totals for Printed Check Type				-	762,541.37	

Mission CISD
Check Register by Vendor, Check Date
Check Date from 7/1/2025 to 7/31/2025

Check Date	Check #	Type	Vendor	Void Amount	Check Amount	Description
07/14/2025	749322	Credit Card	AMAZON	-	286.38	Contract 045-KN-01 (Items to b
07/14/2025	749323	Credit Card	PSI SERVICES LLC	-	55.00	STATE WRITTEN EXAM FEE FOR MHS
07/14/2025	749324	Credit Card	PSI SERVICES LLC	-	55.00	STATE WRITTEN EXAM FEE FOR MHS
07/14/2025	749325	Credit Card	PSI SERVICES LLC	-	55.00	STATE WRITTEN EXAM FEE FOR MHS
07/14/2025	749326	Credit Card	PSI SERVICES LLC	-	55.00	STATE WRITTEN EXAM FEE FOR MHS
07/14/2025	749327	Credit Card	PSI SERVICES LLC	-	55.00	STATE WRITTEN EXAM FEE FOR MHS
07/14/2025	749328	Credit Card	PSI SERVICES LLC	-	55.00	STATE WRITTEN EXAM FEE FOR MHS
07/14/2025	749329	Credit Card	PSI SERVICES LLC	-	55.00	STATE WRITTEN EXAM FEE FOR MHS
07/14/2025	749330	Credit Card	PSI SERVICES LLC	-	55.00	STATE WRITTEN EXAM FEE FOR MHS
07/14/2025	749331	Credit Card	PSI SERVICES LLC	-	55.00	STATE WRITTEN EXAM FEE FOR MHS
07/14/2025	749332	Credit Card	PSI SERVICES LLC	-	55.00	STATE WRITTEN EXAM FEE FOR MHS
07/14/2025	749333	Credit Card	PSI SERVICES LLC	-	55.00	STATE WRITTEN EXAM FEE FOR MHS
07/14/2025	749334	Credit Card	PSI SERVICES LLC	-	55.00	STATE WRITTEN EXAM FEE FOR MHS
07/14/2025	749335	Credit Card	PSI SERVICES LLC	-	55.00	STATE WRITTEN EXAM FEE FOR MHS
07/14/2025	749336	Credit Card	PSI SERVICES LLC	-	55.00	STATE WRITTEN EXAM FEE FOR MHS
07/14/2025	749337	Credit Card	PSI SERVICES LLC	-	55.00	STATE WRITTEN EXAM FEE FOR MHS
07/14/2025	749338	Credit Card	PSI SERVICES LLC	-	55.00	STATE WRITTEN EXAM FEE FOR MHS
07/14/2025	749339	Credit Card	PSI SERVICES LLC	-	55.00	STATE WRITTEN EXAM FEE FOR MHS
07/14/2025	749340	Credit Card	PSI SERVICES LLC	-	55.00	STATE WRITTEN EXAM FEE FOR MHS
07/14/2025	749341	Credit Card	PSI SERVICES LLC	-	55.00	STATE WRITTEN EXAM FEE FOR MHS
07/14/2025	749342	Credit Card	PSI SERVICES LLC	-	55.00	STATE WRITTEN EXAM FEE FOR MHS
07/14/2025	749343	Credit Card	PSI SERVICES LLC	-	55.00	STATE WRITTEN EXAM FEE FOR MHS
07/14/2025	749344	Credit Card	PSI SERVICES LLC	-	55.00	STATE WRITTEN EXAM FEE FOR MHS
07/14/2025	749345	Credit Card	PSI SERVICES LLC	-	55.00	STATE WRITTEN EXAM FEE FOR MHS
07/14/2025	749346	Credit Card	PSI SERVICES LLC	-	55.00	STATE WRITTEN EXAM FEE FOR MHS
07/14/2025	749347	Credit Card	PSI SERVICES LLC	-	55.00	STATE WRITTEN EXAM FEE FOR MHS
07/14/2025	749348	Credit Card	PSI SERVICES LLC	-	55.00	STATE WRITTEN EXAM FEE FOR MHS
07/14/2025	749349	Credit Card	PSI SERVICES LLC	-	55.00	STATE WRITTEN EXAM FEE FOR MHS
07/14/2025	749350	Credit Card	PSI SERVICES LLC	-	55.00	STATE WRITTEN EXAM FEE FOR MHS
07/14/2025	749351	Credit Card	PSI SERVICES LLC	-	55.00	STATE WRITTEN EXAM FEE FOR MHS
07/14/2025	749352	Credit Card	PSI SERVICES LLC	-	55.00	STATE WRITTEN EXAM FEE FOR MHS
07/14/2025	749353	Credit Card	PSI SERVICES LLC	-	55.00	STATE WRITTEN EXAM FEE FOR MHS
07/14/2025	749354	Credit Card	PSI SERVICES LLC	-	55.00	STATE WRITTEN EXAM FEE FOR MHS
07/14/2025	749355	Credit Card	DOUBLETREE HOTEL	-	1,187.23	Vehicle Rental TOT Navigating
07/14/2025	749356	Credit Card	PSI SERVICES LLC	-	55.00	STATE WRITTEN EXAM FEE FOR MHS
07/14/2025	749357	Credit Card	PSI SERVICES LLC	-	55.00	STATE WRITTEN EXAM FEE FOR MHS
07/14/2025	749358	Credit Card	PSI SERVICES LLC	-	55.00	STATE WRITTEN EXAM FEE FOR MHS
07/14/2025	749359	Credit Card	PSI SERVICES LLC	-	55.00	STATE WRITTEN EXAM FEE FOR MHS
07/14/2025	749360	Credit Card	PSI SERVICES LLC	-	55.00	STATE WRITTEN EXAM FEE FOR MHS
07/14/2025	749361	Credit Card	PSI SERVICES LLC	-	55.00	STATE WRITTEN EXAM FEE FOR MHS
07/14/2025	749362	Credit Card	PSI SERVICES LLC	-	55.00	STATE WRITTEN EXAM FEE FOR MHS
07/14/2025	749363	Credit Card	PSI SERVICES LLC	-	55.00	STATE WRITTEN EXAM FEE FOR MHS
07/14/2025	749364	Credit Card	PSI SERVICES LLC	-	55.00	STATE WRITTEN EXAM FEE FOR MHS
07/14/2025	749365	Credit Card	PSI SERVICES LLC	-	55.00	STATE WRITTEN EXAM FEE FOR MHS
07/14/2025	749366	Credit Card	PSI SERVICES LLC	-	55.00	STATE WRITTEN EXAM FEE FOR MHS
07/14/2025	749367	Credit Card	PSI SERVICES LLC	-	55.00	STATE WRITTEN EXAM FEE FOR MHS
07/15/2025	749368	Credit Card	PSI SERVICES LLC	-	55.00	STATE WRITTEN EXAM FEE FOR MHS
07/15/2025	749369	Credit Card	PSI SERVICES LLC	-	55.00	STATE WRITTEN EXAM FEE FOR MHS
07/15/2025	749370	Credit Card	TEXAS HIGH SCHOOL COACHES	-	510.00	MHS COACHES ATTENDING TEXAS HI

Mission CISD
Check Register by Vendor, Check Date
Check Date from 7/1/2025 to 7/31/2025

07/15/2025	749371	Credit Card	PSI SERVICES LLC	-	55.00	STATE WRITTEN EXAM FEE FOR MHS
07/15/2025	749372	Credit Card	PSI SERVICES LLC	-	55.00	STATE WRITTEN EXAM FEE FOR MHS
07/15/2025	749373	Credit Card	PSI SERVICES LLC	-	55.00	STATE WRITTEN EXAM FEE FOR MHS
07/15/2025	749374	Credit Card	PSI SERVICES LLC	-	55.00	STATE WRITTEN EXAM FEE FOR MHS
07/15/2025	749375	Credit Card	PSI SERVICES LLC	-	55.00	STATE WRITTEN EXAM FEE FOR MHS
07/15/2025	749376	Credit Card	PSI SERVICES LLC	-	55.00	STATE WRITTEN EXAM FEE FOR MHS
07/15/2025	749377	Credit Card	PSI SERVICES LLC	-	76.00	STATE WRITTEN EXAM FEE FOR MHS
07/15/2025	749378	Credit Card	PSI SERVICES LLC	-	76.00	STATE WRITTEN EXAM FEE FOR MHS
07/15/2025	749379	Credit Card	PSI SERVICES LLC	-	76.00	STATE WRITTEN EXAM FEE FOR MHS
07/15/2025	749380	Credit Card	PSI SERVICES LLC	-	76.00	STATE WRITTEN EXAM FEE FOR MHS
07/15/2025	749381	Credit Card	PSI SERVICES LLC	-	76.00	STATE WRITTEN EXAM FEE FOR MHS
07/15/2025	749382	Credit Card	PSI SERVICES LLC	-	76.00	STATE WRITTEN EXAM FEE FOR MHS
07/15/2025	749383	Credit Card	PSI SERVICES LLC	-	76.00	STATE WRITTEN EXAM FEE FOR MHS
07/15/2025	749384	Credit Card	PSI SERVICES LLC	-	76.00	STATE WRITTEN EXAM FEE FOR MHS
07/15/2025	749385	Credit Card	PSI SERVICES LLC	-	76.00	STATE WRITTEN EXAM FEE FOR MHS
07/15/2025	749386	Credit Card	PSI SERVICES LLC	-	76.00	STATE WRITTEN EXAM FEE FOR MHS
07/15/2025	749387	Credit Card	PSI SERVICES LLC	-	76.00	STATE WRITTEN EXAM FEE FOR MHS
07/15/2025	749388	Credit Card	PSI SERVICES LLC	-	76.00	STATE WRITTEN EXAM FEE FOR MHS
07/15/2025	749389	Credit Card	PSI SERVICES LLC	-	76.00	STATE WRITTEN EXAM FEE FOR MHS
07/15/2025	749390	Credit Card	PSI SERVICES LLC	-	76.00	STATE WRITTEN EXAM FEE FOR MHS
07/15/2025	749391	Credit Card	PSI SERVICES LLC	-	76.00	STATE WRITTEN EXAM FEE FOR MHS
07/15/2025	749392	Credit Card	PSI SERVICES LLC	-	76.00	STATE WRITTEN EXAM FEE FOR MHS
07/15/2025	749393	Credit Card	PSI SERVICES LLC	-	76.00	STATE WRITTEN EXAM FEE FOR MHS
07/15/2025	749394	Credit Card	PSI SERVICES LLC	-	76.00	STATE WRITTEN EXAM FEE FOR MHS
07/15/2025	749395	Credit Card	PSI SERVICES LLC	-	76.00	STATE WRITTEN EXAM FEE FOR MHS
07/15/2025	749396	Credit Card	PSI SERVICES LLC	-	76.00	STATE WRITTEN EXAM FEE FOR MHS
07/15/2025	749397	Credit Card	PSI SERVICES LLC	-	76.00	STATE WRITTEN EXAM FEE FOR MHS
07/15/2025	749398	Credit Card	PSI SERVICES LLC	-	76.00	STATE WRITTEN EXAM FEE FOR MHS
07/15/2025	749399	Credit Card	PSI SERVICES LLC	-	76.00	STATE WRITTEN EXAM FEE FOR MHS
07/15/2025	749400	Credit Card	PSI SERVICES LLC	-	76.00	STATE WRITTEN EXAM FEE FOR MHS
07/15/2025	749401	Credit Card	PSI SERVICES LLC	-	76.00	STATE WRITTEN EXAM FEE FOR MHS
07/15/2025	749402	Credit Card	PSI SERVICES LLC	-	76.00	STATE WRITTEN EXAM FEE FOR MHS
07/15/2025	749403	Credit Card	PSI SERVICES LLC	-	76.00	STATE WRITTEN EXAM FEE FOR MHS
07/15/2025	749404	Credit Card	PSI SERVICES LLC	-	76.00	STATE WRITTEN EXAM FEE FOR MHS
07/15/2025	749405	Credit Card	PSI SERVICES LLC	-	76.00	STATE WRITTEN EXAM FEE FOR MHS
07/15/2025	749406	Credit Card	PSI SERVICES LLC	-	76.00	STATE WRITTEN EXAM FEE FOR MHS
07/15/2025	749407	Credit Card	PSI SERVICES LLC	-	76.00	STATE WRITTEN EXAM FEE FOR MHS
07/15/2025	749408	Credit Card	PSI SERVICES LLC	-	76.00	STATE WRITTEN EXAM FEE FOR MHS
07/15/2025	749409	Credit Card	PSI SERVICES LLC	-	76.00	STATE WRITTEN EXAM FEE FOR MHS
07/15/2025	749410	Credit Card	PSI SERVICES LLC	-	76.00	STATE WRITTEN EXAM FEE FOR MHS
07/15/2025	749411	Credit Card	PSI SERVICES LLC	-	76.00	STATE WRITTEN EXAM FEE FOR MHS
07/15/2025	749412	Credit Card	TEXAS DEPARTMENT OF	-	65.25	Students License Fee's VMHS
07/15/2025	749413	Credit Card	MAIN EVENT	-	662.40	End of the Year Staff Apprecia
07/15/2025	749414	Credit Card	TORNIQUETTE L.L.C.	-	867.85	PIZZA FOR CURRICULUM WRITERS E
07/15/2025	749415	Credit Card	WAL MART COMMUNITY BRC	-	173.82	ASSORTED MUFFINS/COOKIES, JUIC
07/15/2025	749416	Credit Card	TORNIQUETTE L.L.C.	-	599.20	Small 10" Pepperoni Pizza
07/15/2025	749417	Credit Card	TORNIQUETTE L.L.C.	-	826.90	Small 10" Pepperoni Pizza
07/15/2025	749418	Credit Card	SAMSLUB #8250	-	227.64	School Groceries:*congratulati
07/15/2025	749419	Credit Card	MICHAEL'S	-	127.47	*MATERIALS NEEDED FOR STUDENT
07/15/2025	749420	Credit Card	TACOS YOYA	-	570.00	Prepared Meals: **congratulati

Mission CISD
Check Register by Vendor, Check Date
Check Date from 7/1/2025 to 7/31/2025

07/15/2025	749421	Credit Card	THE HOME DEPOT #8519	-	393.00	RIDGID 18V MAX Output Starter
07/15/2025	749422	Credit Card	MCDONALDS	-	206.87	Lodging - Students - 4 rooms f
07/15/2025	749423	Credit Card	O'REILLY AUTO PARTS	-	197.18	SUPER START PLATINUM BATTERY
07/15/2025	749424	Credit Card	POSTNET	-	15.03	Postage-Certified Mail from Ju
07/15/2025	749425	Credit Card	ABEL ELIAS AYALA	-	78.00	**Credit Card Purchase** 150 M
07/15/2025	749426	Credit Card	BUFFALO WILD WINGS	-	569.67	Lodging - Students - 4 rooms f
07/15/2025	749427	Credit Card	SIZZLING CAESARS LLC	-	125.86	Lodging - Students - 4 rooms f
07/15/2025	749428	Credit Card	RAISING CANES	-	332.99	Lodging - Students - 4 rooms f
07/15/2025	749429	Credit Card	DAIRY QUEEN	-	27.76	Lodging - Students - 4 rooms f
07/15/2025	749430	Credit Card	CHICK FIL A	-	19.84	Lodging - Students - 4 rooms f
07/15/2025	749431	Credit Card	KFC	-	26.48	Lodging - Students - 4 rooms f
07/15/2025	749432	Credit Card	SHELL	-	112.55	Lodging - Students - 4 rooms f
07/15/2025	749433	Credit Card	MI TIERRA CAFE Y PANADERIA	-	592.30	Lodging - Students - 4 rooms f
07/15/2025	749434	Credit Card	BUBBA'S 33	-	112.91	Prepared Meals AEP Award Disc
07/15/2025	749435	Credit Card	AMAZON	-	(92.45)	General Merchandise Bilingual
07/15/2025	749436	Credit Card	TEXAS GAS SERVICE	-	247.73	Natural Gas Utilities FIX AS
07/15/2025	749437	Credit Card	REPUBLIC SERVICES INC	-	738.69	Water, Sewer and Waste Mgmt Ut
07/16/2025	749438	Credit Card	HARRIS COUNTY TOLL ROAD AUTHORITY	-	12.00	Travel Fees - Other TOLL
07/16/2025	749439	Credit Card	UT PTS SJG PARKING	-	15.00	Travel Fees - Other Parking fe
07/16/2025	749440	Credit Card	LA QUINTA	-	162.06	Lodging - Students ref to po 2
07/16/2025	749441	Credit Card	HYATT	-	932.01	REGISTRATION FOR LIZA GUERRA A
07/16/2025	749442	Credit Card	DANNY'S TIRES & SERVICE	-	15.60	Fleet and Bus Repair Services
07/15/2025	749443	Credit Card	ISLA GRAND BEACH HOTEL	-	464.02	Lodging-Staff- Superintendent,
07/15/2025	749444	Credit Card	HOLL INC	-	3,575.53	Meals - Students FRC Belton Ro
07/15/2025	749445	Credit Card	CITY OF MISSION - UTILITIES	-	8,655.65	Water, Sewer and Waste Mgmt Ut
07/17/2025	749475	Credit Card	ENTERPRISE HOLDINGS INC	-	47.70	Travel Fees - Other TOT Navig
07/17/2025	749476	Credit Card	WAL MART COMMUNITY BRC	-	13.50	Classroom and Instructional Su
07/17/2025	749477	Credit Card	TEXAS EDUCATION AGENCY MSC	-	56.00	EDUCATINAL AIDE I CERTIFICATIO
07/17/2025	749478	Credit Card	LA QUINTA INN & SUITES BY WYNDHAM RIVERW	-	635.95	Registration Fee - Staff Ruben
07/17/2025	749479	Credit Card	CONFERENCE FOR THE ADVANCEMENT	-	199.00	Registration Fee - Staff Ruben
07/17/2025	749480	Credit Card	STRIPE	-	40.02	Travel Fees - Other Fuel expen
07/17/2025	749481	Credit Card	AMAZON	-	(72.54)	Classroom and Instructional Su
07/17/2025	749482	Credit Card	AMAZON	-	(198.09)	Classroom and Instructional Su
07/17/2025	749483	Credit Card	HYATT	-	920.37	Meals - Staff/Meals for Travel
07/17/2025	749484	Credit Card	ALAMO HOTELS INC	-	656.04	Registration Fee - Staff atten
07/17/2025	749485	Credit Card	HYATT REGENCY	-	753.64	Lodging - Staff ISTE Live 25 -
07/17/2025	749486	Credit Card	HYATT REGENCY	-	376.82	Lodging - Staff ISTE Live 25 -
07/21/2025	749487	Credit Card	REPUBLIC SERVICES INC	-	307.57	Water, Sewer and Waste Mgmt Ut
07/21/2025	749488	Credit Card	REPUBLIC SERVICES INC	-	1,670.30	Water, Sewer and Waste Mgmt Ut
07/21/2025	749489	Credit Card	MAGIC VALLEY ELECTRIC	-	94,136.09	Energy Utilities JULY 2024 -
07/21/2025	749490	Credit Card	TASSP	-	285.00	Membership Fees - Staff TASSP
07/21/2025	749491	Credit Card	WAL MART COMMUNITY BRC	-	78.05	Coffee, creamers, snacks and c
07/21/2025	749492	Credit Card	SAMS CLUB #8250	-	179.40	WATER FOR THE DEPARTMENT P0024
07/21/2025	749493	Credit Card	WAL MART COMMUNITY BRC	-	476.80	*Credit Card Purchase* (for Pc
07/21/2025	749494	Credit Card	HYATT	-	932.01	Meals - Staff/Meals for Travel
07/21/2025	749495	Credit Card	SCHLOTZSKYS	-	91.92	Prepared Meals: ** meals for i
07/21/2025	749496	Credit Card	ENTERPRISE HOLDINGS INC	-	214.96	Registration Fee-Staff-CAMT202
07/21/2025	749497	Credit Card	THE WESTIN PARK CENTRAL	-	807.74	Registration Fee - Staff REGIS
07/21/2025	749498	Credit Card	CALIFORNIA LEAGUE OF MIDDLE SCHOOLS	-	499.00	Registration Fee - Staff REGIS
07/21/2025	749499	Credit Card	AMERICAN AIRLINES	-	773.37	Airline Travel for Dimitra Tre

Mission CISD
Check Register by Vendor, Check Date
Check Date from 7/1/2025 to 7/31/2025

07/21/2025	749500	Credit Card	HYATT	-	920.37	Lodging - Staff - 3 NIGHT STAY
07/21/2025	749501	Credit Card	HYATT REGENCY	-	932.01	Lodging - Staff FOR: ROSA BLAN
07/21/2025	749503	Credit Card	LA QUINTA INN & SUITES BY WYNDHAM RIVERW	-	480.31	MEAL REIMBURSMENTS ISTE Live 25
07/21/2025	749504	Credit Card	LA QUINTA INN & SUITES BY WYNDHAM RIVERW	-	960.61	MEAL REIMBURSMENTS ISTE Live 25
07/21/2025	749505	Credit Card	CITY OF MISSION - UTILITIES	-	19,556.47	Water, Sewer and Waste Mgmt Ut
07/21/2025	749506	Credit Card	AMAZON	-	110.44	Contract 045-KN-01 Automatic B
07/21/2025	749507	Credit Card	AMAZON	-	16.19	Contract 045-KN-01 MaxGear Acr
07/21/2025	749508	Credit Card	DANNY'S TIRES & SERVICE	-	10.40	Fleet and Bus Repair Services
07/21/2025	749509	Credit Card	DOLLAR TREE	-	70.50	BALLOON STAND DECORATIONS FOR
07/21/2025	749510	Credit Card	MCDONALDS	-	96.03	Meals - Staff ALL REGION AUDIT
07/21/2025	749511	Credit Card	HEB	-	47.89	CAKE FOR C & I MEETING "WELCOM
07/21/2025	749512	Credit Card	CHICK FIL A	-	187.32	Meals - Staff ALL REGION AUDIT
07/21/2025	749513	Credit Card	GREEN ACRES	-	19.36	Travel Fuel Fees-FUEL EXPENSE
07/21/2025	749514	Credit Card	CIRCLE K	-	15.54	Travel Fuel Fees-FUEL EXPENSE
07/21/2025	749515	Credit Card	STRIPES	-	10.00	Travel Fuel Fees-FUEL EXPENSE
07/21/2025	749516	Credit Card	HARRIS COUNTY TOLL ROAD AUTHORITY	-	17.32	Travel Fees - Other toll fees
07/21/2025	749517	Credit Card	HILTON	-	35.16	Travel Fees - Other parking ga
07/21/2025	749518	Credit Card	CENTRAL TEXAS REGIONAL AUTHORITY	-	11.08	Travel Fees - Other TOLL
07/21/2025	749519	Credit Card	CHICK FIL A	-	63.66	Meals - Staff TX STATE SOLO &
07/21/2025	749520	Credit Card	LAKEWAY RESORT AND SPA	-	573.49	Lodging for Dr. Cris Valdez, S
07/21/2025	749521	Credit Card	VALERO	-	49.05	Travel Fuel Fees
07/21/2025	749522	Credit Card	KALAHARI RESORTS & C	-	(44.10)	Meals - Staff - 6/9/25-First d
07/22/2025	749523	Credit Card	KUNTRY KORNER	-	18.63	Travel Fuel Fees-Travel Fuel C
07/22/2025	749524	Credit Card	STRIPES	-	25.77	Travel Fuel Fees-Travel Fuel C
07/22/2025	749525	Credit Card	SCHLOTZSKYS	-	22.98	Prepared Meals: ** meals for i
07/22/2025	749526	Credit Card	SAMSCLUB #8250	-	87.66	Chocolate chips For Bilingual
07/22/2025	749527	Credit Card	HOME DEPOT CREDIT SERVICES	-	177.11	PRIMO WATER DISPENSER CONTRACT
07/22/2025	749528	Credit Card	CITY OF MISSION - UTILITIES	-	3,075.30	Water, Sewer and Waste Mgmt Ut
07/22/2025	749529	Credit Card	GLORIA GUERRA	-	174.67	General Merchandise -Funeral W
07/22/2025	749530	Credit Card	AMAZON	-	47.49	General Merchandise: ** back t
07/22/2025	749531	Credit Card	AMAZON	-	300.01	Assorted Office Supplies for R
07/22/2025	749532	Credit Card	TEXAS DEPARTMENT OF	-	25.00	COSMETOLOGY STUDENT PERMIT FOR
07/22/2025	749533	Credit Card	TASBO	-	145.00	***CREDIT CARD PURCHASE*** TAS
07/22/2025	749534	Credit Card	MARRIOTT	-	1,381.98	HOTEL ALLOW FOR STAFF WHILE AT
07/22/2025	749535	Credit Card	SUNOCO	-	19.76	HOTEL ALLOW FOR STAFF WHILE AT
07/22/2025	749536	Credit Card	GREEN ACRES	-	29.83	HOTEL ALLOW FOR STAFF WHILE AT
07/22/2025	749537	Credit Card	TEXAS DECA	-	5,132.40	ENTERPRISE RENTAL WHILE ATTEND
07/22/2025	749538	Credit Card	TEXAS DEPARTMENT OF	-	150.00	TDLR STUDENT LICENSE BY EXAMI
07/22/2025	749539	Credit Card	TEXAS DEPARTMENT OF	-	1,425.00	COSMETOLOGY STUDENT PERMIT APP
07/22/2025	749540	Credit Card	TEXAS DEPARTMENT OF	-	325.00	COSMETOLOGY STUDENT PERMIT APP
07/22/2025	749541	Credit Card	AMAZON	-	182.96	General Merchandise - Shindel
07/22/2025	749542	Credit Card	EXXON	-	71.40	Travel Fuel Fees Fuel Paid CC
07/23/2025	749543	Credit Card	ENTERPRISE HOLDINGS INC	-	581.82	Travel Fuel Fees Fuel Paid CC
07/23/2025	749544	Credit Card	HYATT	-	1,711.38	Lodging - Staff CAMT - Confere
07/23/2025	749545	Credit Card	ENTERPRISE HOLDINGS INC	-	191.80	Lodging - Staff CAMT - Confere
07/23/2025	749546	Credit Card	EXXON	-	65.02	Lodging - Staff CAMT - Confere
07/23/2025	749547	Credit Card	TEX BEST	-	20.58	Lodging - Staff CAMT - Confere
07/23/2025	749548	Credit Card	SOUTH TEXAS BEAUTY SUPPLY	-	232.50	CTE - Cosmetology Instructiona
07/23/2025	749549	Credit Card	TEXAS HIGH SCHOOL COACHES	-	170.00	MHS COACHES ATTENDING TEXAS HI
07/23/2025	749550	Credit Card	AMAZON	-	954.00	Classroom and Instructional Su

Mission CISO
Check Register by Vendor, Check Date
Check Date from 7/1/2025 to 7/31/2025

07/23/2025	749551	Credit Card	HYATT	-	920.37	3130 Meals - Staff For Lori sa
07/23/2025	749552	Credit Card	AMAZON	-	86.89	Office Supplies WOT I Telesco
07/23/2025	749553	Credit Card	AMAZON	-	19.99	Office Supplies WOT I Telesco
07/23/2025	749554	Credit Card	AMAZON	-	22.49	Office Supplies WOT I Telesco
07/23/2025	749555	Credit Card	AMAZON	-	108.68	Office Supplies WOT I Telesco
07/23/2025	749556	Credit Card	AMAZON	-	(7.59)	Office Supplies WOT I Telesco
07/24/2025	749596	Credit Card	TEXAS DEPARTMENT OF	-	50.00	COSMO OPERATING LICENSES FOR V
07/24/2025	749597	Credit Card	TEXAS DEPARTMENT OF	-	50.00	COSMO OPERATING LICENSES FOR V
07/24/2025	749598	Credit Card	TEXAS DEPARTMENT OF	-	50.00	COSMO OPERATING LICENSES FOR V
07/24/2025	749599	Credit Card	TEXAS DEPARTMENT OF	-	50.00	COSMO OPERATING LICENSES FOR V
07/24/2025	749600	Credit Card	TEXAS DEPARTMENT OF	-	50.00	COSMO OPERATING LICENSES FOR V
07/24/2025	749601	Credit Card	TEXAS DEPARTMENT OF	-	50.00	COSMO OPERATING LICENSES FOR V
07/24/2025	749602	Credit Card	TEXAS DEPARTMENT OF	-	50.00	COSMO OPERATING LICENSES FOR V
07/24/2025	749603	Credit Card	TEXAS DEPARTMENT OF	-	50.00	COSMO OPERATING LICENSES FOR V
07/24/2025	749604	Credit Card	TEXAS DEPARTMENT OF	-	50.00	COSMO OPERATING LICENSES FOR V
07/24/2025	749605	Credit Card	TEXAS DEPARTMENT OF	-	50.00	COSMO OPERATING LICENSES FOR V
07/24/2025	749606	Credit Card	TEXAS DEPARTMENT OF	-	50.00	COSMO OPERATING LICENSES FOR V
07/24/2025	749607	Credit Card	TEXAS DEPARTMENT OF	-	50.00	COSMO OPERATING LICENSES FOR V
07/24/2025	749608	Credit Card	TEXAS DEPARTMENT OF	-	50.00	COSMO OPERATING LICENSES FOR V
07/24/2025	749609	Credit Card	TEXAS DEPARTMENT OF	-	50.00	COSMO OPERATING LICENSES FOR V
07/24/2025	749610	Credit Card	TEXAS DEPARTMENT OF	-	50.00	COSMO OPERATING LICENSES FOR V
07/24/2025	749611	Credit Card	TEXAS DEPARTMENT OF	-	50.00	COSMO OPERATING LICENSES FOR V
07/24/2025	749612	Credit Card	TEXAS DEPARTMENT OF	-	50.00	COSMO OPERATING LICENSES FOR V
07/24/2025	749613	Credit Card	TEXAS DEPARTMENT OF	-	50.00	COSMO OPERATING LICENSES FOR V
07/24/2025	749614	Credit Card	TEXAS DEPARTMENT OF	-	50.00	COSMO OPERATING LICENSES FOR V
07/24/2025	749615	Credit Card	TEXAS DEPARTMENT OF	-	50.00	COSMO OPERATING LICENSES FOR V
07/24/2025	749616	Credit Card	TEXAS DEPARTMENT OF	-	50.00	COSMO OPERATING LICENSES FOR V
07/24/2025	749617	Credit Card	TEXAS DEPARTMENT OF	-	50.00	COSMO OPERATING LICENSES FOR V
07/24/2025	749618	Credit Card	TEXAS DEPARTMENT OF	-	50.00	COSMO OPERATING LICENSES FOR V
07/24/2025	749619	Credit Card	TEXAS DEPARTMENT OF	-	50.00	COSMO OPERATING LICENSES FOR V
07/24/2025	749620	Credit Card	TEXAS DEPARTMENT OF	-	50.00	COSMO OPERATING LICENSES FOR V
07/24/2025	749621	Credit Card	TEXAS DEPARTMENT OF	-	50.00	COSMO OPERATING LICENSES FOR V
07/24/2025	749622	Credit Card	TEXAS DEPARTMENT OF	-	50.00	COSMO OPERATING LICENSES FOR V
07/24/2025	749623	Credit Card	TEXAS DEPARTMENT OF	-	50.00	COSMO OPERATING LICENSES FOR V
07/24/2025	749624	Credit Card	TEXAS DEPARTMENT OF	-	50.00	COSMO OPERATING LICENSES FOR V
07/24/2025	749625	Credit Card	TEXAS DEPARTMENT OF	-	50.00	COSMO OPERATING LICENSES FOR V
07/24/2025	749626	Credit Card	TEXAS DEPARTMENT OF	-	50.00	COSMO OPERATING LICENSES FOR V
07/24/2025	749627	Credit Card	TEXAS DEPARTMENT OF	-	50.00	COSMO OPERATING LICENSES FOR V
07/24/2025	749628	Credit Card	TEXAS DEPARTMENT OF	-	50.00	COSMO OPERATING LICENSES FOR V
07/24/2025	749629	Credit Card	TEXAS DEPARTMENT OF	-	50.00	COSMO OPERATING LICENSES FOR V
07/24/2025	749630	Credit Card	TEXAS DEPARTMENT OF	-	50.00	COSMO OPERATING LICENSES FOR V
07/24/2025	749631	Credit Card	RADWELL INTERNATIONAL, LLC	-	268.21	RCJH Chiller Pumps 175Z7804 DA
07/24/2025	749632	Credit Card	AMAZON	-	365.40	Office Supplies HABGP 3 Ring
07/24/2025	749633	Credit Card	AMAZON	-	(36.54)	Office Supplies HABGP 3 Ring
07/24/2025	749634	Credit Card	AMAZON	-	39.96	Office Supplies HABGP 3 Ring
07/24/2025	749635	Credit Card	ISTE	-	794.00	MEAL REIMBURSEMENTS ISTE Live 25
07/24/2025	749636	Credit Card	SKILLS USA TEXAS ASSOCIATION SECONDARY I	-	828.00	STAFF REGISTRATION FEE WHILE A
07/24/2025	749637	Credit Card	PARKING.COM	-	102.30	Travel Fuel Fees for attending
07/24/2025	749638	Credit Card	STRIPES	-	48.83	Travel Fuel Fees for attending
07/24/2025	749639	Credit Card	CIRCLE K	-	24.79	Travel Fuel Fees for attending

Mission CISD
Check Register by Vendor, Check Date
Check Date from 7/1/2025 to 7/31/2025

07/28/2025	749642	Credit Card	AMAZON	-	37.37	FLUKE TL175 TWISTGUARD TEST LE
07/28/2025	749643	Credit Card	SAMSClub #8250	-	314.84	School Groceries Item 99035380
07/28/2025	749644	Credit Card	WAL MART COMMUNITY BRC	-	58.60	*Credit Card* Purchase Contrac
07/28/2025	749645	Credit Card	SAMSClub #8250	-	144.52	School Groceries-Mars Chocolat
07/28/2025	749646	Credit Card	O REILLY AUTOMOTIVE INC	-	226.99	Fleet Management Equipment and
07/28/2025	749647	Credit Card	AMAZON	-	105.96	200 Pieces Cartoon Cute Animal
07/28/2025	749648	Credit Card	AMAZON	-	119.99	FelixKing Office Chair, Ergono
07/28/2025	749649	Credit Card	AMAZON	-	504.60	FelixKing Office Chair, Ergono
07/28/2025	749650	Credit Card	AMAZON	-	428.78	Contract 045-KN-01 Impact Cano
07/28/2025	749651	Credit Card	AMAZON	-	589.40	Contract 045-KN-01 Energizer A
07/28/2025	749652	Credit Card	WAL-MART #0397	-	59.00	General Merchandise-Rolling ic
07/28/2025	749653	Credit Card	WAL-MART #0397	-	113.85	General Merchandise-Rolling ic
07/28/2025	749654	Credit Card	AMAZON	-	299.00	ITEM - C200 Clear shield Win
07/28/2025	749655	Credit Card	TEXAS GAS SERVICE	-	266.96	Natural Gas Utilities FIX AS
07/28/2025	749656	Credit Card	WAL-MART #0397	-	310.00	General Merchandise BCTEE 2PK
07/28/2025	749657	Credit Card	SAMSClub #8250	-	127.33	Fundraising Merchandise Item 9
07/28/2025	749658	Credit Card	TEXAS DEPARTMENT OF	-	50.00	COSMO OPERATING LICENSES FOR V
07/28/2025	749659	Credit Card	PSI SERVICES LLC	-	76.00	PSI WRITTEN EXAM FEES
07/28/2025	749660	Credit Card	ENTERPRISE HOLDINGS INC	-	17.70	Vehicle Rental Toll Charges
07/28/2025	749661	Credit Card	HOLIDAY INN	-	598.13	Airline Travel for Dimitra Tre
07/28/2025	749662	Credit Card	STRIPE	-	24.00	Fuel FOR W12-W15-W9
07/28/2025	749663	Credit Card	STRIPE	-	77.75	Fuel FOR W12-W15-W9
07/28/2025	749664	Credit Card	STRIPE	-	95.01	Fuel FOR W12-W15-W9
07/28/2025	749666	Credit Card	ACADEMY	-	251.88	Employee Uniforms -SHORTS FOR
07/28/2025	749667	Credit Card	ESTES EXPRESS LINES	-	4,132.36	Inbound Logistics, Standard Ca
07/28/2025	749668	Credit Card	WHATABURGER	-	55.70	Meals - Students that went to
07/28/2025	749669	Credit Card	AMAZON	-	246.63	General Merchandise Staples Re
07/28/2025	749670	Credit Card	AMAZON	-	75.84	General Merchandise Staples Re
07/28/2025	749671	Credit Card	PABLO (PAUL) VILLAREAL JR.	-	25.00	Permits and Regulatory Fees Ve
07/28/2025	749672	Credit Card	AMAZON	-	207.92	Classroom and Instructional Su
07/28/2025	749673	Credit Card	AMAZON	-	151.94	WELCOME BACK TO SHCOOL RAINBOW
07/28/2025	749674	Credit Card	STRIPE	-	24.19	2025 SkillsUSA State Contest
07/28/2025	749675	Credit Card	BEST BUY	-	495.86	General Merchandise- Prizes fo
07/28/2025	749676	Credit Card	PABLO (PAUL) VILLAREAL JR.	-	271.50	OPEN PO FOR DOT REGISTRATION R
07/28/2025	749677	Credit Card	DOG LOVERS D-PET SALON	-	100.00	Contracted Services - Other Gr
07/28/2025	749678	Credit Card	LAKESHORE EQUIPMENT COMPANY	-	394.46	Classroom and Instructional Su
07/28/2025	749679	Credit Card	AMAZON	-	258.56	Office Supplies - BINDITEK 200
07/28/2025	749680	Credit Card	AMAZON	-	111.94	General Merchandise-CONTRACT 0
07/28/2025	749681	Credit Card	AMAZON	-	9.99	General Merchandise Monthly Pl
07/28/2025	749682	Credit Card	AMAZON	-	364.10	General Merchandise Monthly Pl
07/29/2025	749683	Credit Card	STRIPE	-	69.62	Travel Fuel Fees; RT 432; Driv
07/29/2025	749684	Credit Card	UNITED STATES POST OFFICE	-	10.48	Mail Services - First class ma
07/29/2025	749685	Credit Card	WAL-MART #0397	-	11.44	General Merchandise Raffle Tic
07/29/2025	749686	Credit Card	SAMS CLUB DIRECT	-	13.98	School Groceries- Bowls for th
07/29/2025	749687	Credit Card	AMAZON	-	35.52	General Merchandise Canopy We
07/29/2025	749688	Credit Card	AMAZON	-	345.93	General Merchandise Canopy We
07/29/2025	749689	Credit Card	AMAZON	-	117.48	General Merchandise Anker Lapt
07/29/2025	749690	Credit Card	AMAZON	-	43.33	MIGHTY MAX BATTERY 12V 9AH BAT
07/29/2025	749691	Credit Card	AMAZON	-	176.84	Office Supplies Energizer AA a
07/29/2025	749692	Credit Card	AMAZON	-	66.49	Office Supplies Energizer AA a

Mission CISD
Check Register by Vendor, Check Date
Check Date from 7/1/2025 to 7/31/2025

07/29/2025	749693	Credit Card	AMAZON	-	69.98	Office Supplies-OAKHAM Folding
07/29/2025	749694	Credit Card	AMAZON	-	258.91	Office Supplies-OAKHAM Folding
07/29/2025	749695	Credit Card	COURTYARD	-	1,791.60	Registration Fee - Staff 3RD
07/29/2025	749696	Credit Card	HILTON GARDEN INN	-	1,195.50	Lodging - Staff - Hilton Garde
07/29/2025	749697	Credit Card	ACADEMY	-	129.99	General Merchandise 12 x 12 ca
07/29/2025	749698	Credit Card	AMAZON	-	156.47	Classroom and Instructional Su
07/29/2025	749699	Credit Card	AMAZON	-	401.48	General Reading and Reference
07/29/2025	749700	Credit Card	HYATT	-	918.02	Registration Fee - Staff MIGUE
07/29/2025	749701	Credit Card	ENTERPRISE HOLDINGS INC	-	17.70	Vehicle Rental Harris County T
07/29/2025	749702	Credit Card	UNITED AIRLINES INC	-	4,364.82	2025 Educators Rising National
07/29/2025	749703	Credit Card	AMAZON	-	104.99	COFFEE MACHINE CHOICE PARTNER
07/30/2025	749704	Credit Card	AMAZON	-	25.98	Fundraising Merchandise 360 Se
07/30/2025	749705	Credit Card	HOLL INC	-	(10.14)	Meals - Students FRC Belton Ro
07/30/2025	749706	Credit Card	BRUCE COLLIER	-	250.00	Registration Fee for Rebecca M
07/30/2025	749707	Credit Card	AMAZON	-	193.47	CROWN SHADES CANOPY TEN 10X10
07/30/2025	749708	Credit Card	AMAZON	-	210.57	M&H INVITES PRE-K WELCOME TO S
07/30/2025	749720	Credit Card	PABLO (PAUL) VILLAREAL JR.	-	25.00	Vehicle Registration Renewal F
Totals for Credit Card Check Type				-	202,080.07	

Mission CISD
Check Register by Vendor, Check Date
Check Date from 7/1/2025 to 7/31/2025

Check Date	Check #	Type	Vendor	Void Amount	Check Amount	Description
07/16/2025	114547	EFT	ARTCOM COMMUNICATIONS SOUTH LLC	-	130.00	Fire System Inspection at Anne
07/16/2025	114548	EFT	ANDY'S AUTO AIR AND SUPPLY INC	-	1,064.28	AC not Cooling RT 62 Fleet an
07/16/2025	114549	EFT	BLANCA GONZALEZ MORALES	-	237.86	Migrant Summer Program Milea
07/16/2025	114550	EFT	HEALTH CARE SERVICE CORP	-	370,739.31	Insurance - Group Health Claim
07/16/2025	114551	EFT	DELDIE C. FLORES	-	45.15	Mileage - Intra-District JAN 2
07/16/2025	114552	EFT	ELIZABETH TUTTLE	-	210.07	Migrant Summer Program Mileag
07/16/2025	114553	EFT	VANESSA S. GARCIA	-	41.23	Mileage - Intra-District/Milea
07/16/2025	114554	EFT	L & W SUPPLY CORPORATION	-	1,856.00	USG FISSURED BASE 5/8 2X2 CEIL
07/16/2025	114555	EFT	MP2 ENERGY NE LLC	-	304,164.87	Energy Utilities JULY 2024 -
07/16/2025	114556	EFT	OSWALT RESTAURANT SUPPLY	-	1,403,168.13	Contracted Services - Other Se
07/16/2025	114557	EFT	PALOMA PADILLA	-	206.44	Lodging - Staff ISTE Live 25 -
07/16/2025	114558	EFT	MEEDER PUBLIC FUNDS INC	-	2,500.00	Business Services - Other DIS
07/16/2025	114559	EFT	THE PITNEY BOWES BANK INC	-	2,500.00	Postage Meter Refill JULY 2024
07/16/2025	114560	EFT	REGION ONE EDUCATION SERVICE CENTER	-	35,200.00	Educational Staff Development
07/16/2025	114561	EFT	ALL AMERICAN SPORTS CORP	-	6,753.38	Football Equipment and Supplie
07/16/2025	114562	EFT	ROBERTO DANIEL GRANADOS	-	123.41	Migrant Summer Program Mileag
07/16/2025	114563	EFT	THE CENTER OF INDUSTRIAL	-	382.00	2024-2025 STAFF ANNUAL DOT PHY
07/16/2025	114564	EFT	TRANE US INC	-	771.81	VMHS Fieldhouse CAB01147 WIRE
07/16/2025	114565	EFT	ANABEL GARZA	-	65.31	Mileage - Intra-District Fina
07/16/2025	114566	EFT	CARINA ARELLANO	-	175.00	Vehicle Rental - Carina Arella
07/16/2025	114567	EFT	KEREN BARRERA	-	384.66	Registration Fee - Staff CAMT
07/16/2025	114568	EFT	BRIANDA LIZ RAMOS	-	175.00	MEAL REIMB. FOR STAFF WHILE AT
07/16/2025	114569	EFT	VARSITY BRANDS, INC.	-	881.00	Fundraising Merchandise royal
07/16/2025	114570	EFT	CATALINA GOMEZ	-	145.00	Registration Fee - Staff CAMT
07/16/2025	114571	EFT	LAQUANTA BIVENS HERNANDEZ	-	382.93	Meals - Staff/Meals for Travel
07/16/2025	114572	EFT	PALOMA PADILLA	-	265.91	Lodging - Staff ISTE Live 25 -
07/16/2025	114573	EFT	CICI PERALES	-	175.00	Meals - Staff - 1st day of tra
07/16/2025	114574	EFT	RAQUEL RIOS	-	175.00	MEAL REIMB. FOR STAFF WHILE AT
07/16/2025	114575	EFT	ROSA BLANTON	-	140.00	Meals - Staff 1ST DAY TRAVEL 0
07/16/2025	114576	EFT	ISABEL SALINAS	-	67.06	Mileage - Intra-District Mile
07/16/2025	114577	EFT	SONIA G GARCIA	-	140.00	Meals - Staff 1S DAT TRAVEL 07
07/16/2025	114578	EFT	COURTNEY STUART	-	175.00	MEAL REIMB. FOR STAFF WHILE AT
07/16/2025	114579	EFT	VANESSA OJEDA	-	382.93	Meals - Staff/Meals for Travel
07/23/2025	114580	EFT	BRENDA BETANCOURT	-	170.00	Registration Fee - Staff REGIS
07/23/2025	114581	EFT	GREENWICH LLC	-	401.00	Food Service Equipment Mainten
07/23/2025	114583	EFT	EMILY ALVARADO	-	20.86	Mileage - Intra-District JANUA
07/23/2025	114584	EFT	FIDELA ELSA COVARRUBIAS	-	25.27	Mileage - Intra-District May 2
07/23/2025	114585	EFT	JENNIFER DE LA GARZA	-	44.09	Mileage - Intra-District Esti
07/23/2025	114586	EFT	LAQUANTA BIVENS HERNANDEZ	-	37.10	Mileage - Intra-District/Milea
07/23/2025	114587	EFT	LINEBARGER GOGGAN BLAIR	-	13,628.07	Professional Services - Tax At
07/23/2025	114588	EFT	MARTIN E GONZALEZ	-	73.43	Mileage - Intra-District May 2
07/23/2025	114589	EFT	MIGUEL TORRES JR	-	35.70	Mileage - Intra-District JAN 2
07/23/2025	114590	EFT	MONICA MENDOZA	-	33.74	Mileage - Intra-District JANUA
07/23/2025	114591	EFT	KELLY SARINANA	-	87.50	Vehicle Rental-Admin will pick
07/23/2025	114592	EFT	TRANE US INC	-	369.46	CAB01147 WIRE HARNESS;BRANCHIN
07/23/2025	114593	EFT	YVONNE AYALA	-	28.42	Mileage - Intra-District JAN 2
07/23/2025	114594	EFT	ANA BANDA	-	175.00	Meals - Staff - 1st day of tra
07/23/2025	114595	EFT	BRENDA CASTANON	-	20.00	Travel Fuel Fees Fuel Paid CC

Mission CISD
Check Register by Vendor, Check Date
Check Date from 7/1/2025 to 7/31/2025

07/23/2025	114596	EFT	BRENDA SALAZAR	-	20.00	Travel Fuel Fees Fuel Paid CC
07/23/2025	114597	EFT	SHAMYA GISSEL CANCHOLA-MEDINA	-	1,250.00	Student Scholarships 2025 CRY
07/23/2025	114598	EFT	D & R COMMERCIAL GLASS, LLC	-	585.25	OPEN PO FOR GLASS AND WINDOW R
07/23/2025	114599	EFT	MARISOL DE LA ROSA	-	175.00	REGISTRATION FOR LIZA GUERRA A
07/23/2025	114600	EFT	EDUCATION ADVANCED INC	-	9,847.60	Software License and Maintenan
07/23/2025	114601	EFT	VELMA E FLORES	-	175.00	Vehicle Rental-Admin will pick
07/23/2025	114602	EFT	EDGAR J. GARCIA	-	20.00	Travel Fuel Fees Fuel Paid CC
07/23/2025	114603	EFT	GABRIELA GARCIA	-	175.00	Vehicle Rental- CAR RENTAL FOR
07/23/2025	114604	EFT	NAYELI GARZA	-	20.00	Travel Fuel Fees Fuel Paid CC
07/23/2025	114605	EFT	AMANDA CLAUDIA GONZALEZ	-	20.00	Travel Fuel Fees Fuel Paid CC
07/23/2025	114607	EFT	HOLT TRUCK CENTERS OF TEXAS LLC	-	783.56	ITEM - 380019C91 Wheel Seal
07/23/2025	114608	EFT	JENNIFER CONDES	-	175.00	Registration Fee-Staff-CAMT202
07/23/2025	114609	EFT	JESUS FUENTES	-	20.00	Travel Fuel Fees Fuel Paid CC
07/23/2025	114610	EFT	JOSE DANIEL DELGADO	-	145.00	Registration Fee - Staff atten
07/23/2025	114611	EFT	JULISSA DIAZ	-	195.00	Travel Fuel Fees Fuel Paid CC
07/23/2025	114612	EFT	LIZA ANN GUERRA	-	416.46	REGISTRATION FOR LIZA GUERRA A
07/23/2025	114613	EFT	MCCOY CORPORATION	-	72.48	Veterans Portables Robotics Fl
07/23/2025	114614	EFT	MONICA MEJIA	-	195.00	Travel Fuel Fees Fuel Paid CC
07/23/2025	114615	EFT	NELLY P FLORES	-	20.00	Travel Fuel Fees Fuel Paid CC
07/23/2025	114616	EFT	ALEX G DEL FIERRO	-	392.90	Buyboard #771-25 Display Splas
07/23/2025	114617	EFT	ROBERT BALDAZO	-	175.00	Registration Fee-Staff-CAMT202
07/23/2025	114618	EFT	JORDAN RODRIGUEZ	-	500.00	Student Scholarships 2025 VMH
07/23/2025	114619	EFT	RUBEN AMARO	-	135.00	Registration Fee - Staff Ruben
07/23/2025	114620	EFT	ANNYLU SAINZ	-	195.00	Travel Fuel Fees Fuel Paid CC
07/23/2025	114621	EFT	STEPHANIE SALVATORE	-	175.00	Vehicle Rental- CAR RENTAL FOR
07/23/2025	114622	EFT	KELLY SARINANA	-	87.50	Vehicle Rental-Admin will pick
07/23/2025	114623	EFT	SONIA TAMEZ	-	175.00	Registration Fee-Staff-CAMT202
07/23/2025	114624	EFT	THE BROKERAGE STORE	-	245,348.00	Insurance - Student / Athletic
07/23/2025	114625	EFT	TOSHIBA BUSINESS SOLUTIONS INC	-	2.13	Copier - Print Allowance Overa
07/23/2025	114626	EFT	TRISTON ESCALERA	-	250.00	Student Scholarships 2025 KWJ
07/23/2025	114627	EFT	ARIANNA CELESTE VALLEJO	-	500.00	Student Scholarships 2025 JUS
07/30/2025	114628	EFT	CARLOS GABRIEL GARCIA JR	-	100.00	Lodging - Staff Texas Bandmast
07/30/2025	114629	EFT	HEATHER M. CARPENTER	-	39.34	Mileage - Intra-District Esti
07/30/2025	114630	EFT	VICTORIA Y COCHRAN CHAMPION	-	25.06	Mileage - Intra-District/Milea
07/30/2025	114631	EFT	MARILEE HINOJOSA DIAZ	-	105.00	Airline Travel for staff atten
07/30/2025	114632	EFT	JESSICA DOMINGUEZ	-	155.00	Registration Fee-Staff-Jessica
07/30/2025	114633	EFT	JOSTENS INC	-	1,674.75	3510 Fundraising Merchandise 2
07/30/2025	114634	EFT	MCCOY CORPORATION	-	478.70	7/16 OSB 4x9' 1-1/8" windbrace
07/30/2025	114635	EFT	MIX N MORE INC	-	79,061.00	Elementary (Primary grades Pre
07/30/2025	114636	EFT	NOE PENA	-	282.20	MEAL REIMBURSEMENTS ISTE Live 25
07/30/2025	114637	EFT	VWR FUNDING INC	-	176.48	Classroom and Instructional Su
07/30/2025	114638	EFT	DANIELLA ALANIZ	-	169.45	Travel Fees - Other
07/30/2025	114639	EFT	FABIOLA BARBERENA	-	279.40	Registration Fee - Staff 3RD
07/30/2025	114640	EFT	HEALTH CARE SERVICE CORP	-	1,365,474.43	Insurance - Group Health Claim
07/30/2025	114641	EFT	VARSITY BRANDS, INC.	-	4,585.04	Student Uniforms - Extra Curri
07/30/2025	114642	EFT	CDW GOVERNMENT INC	-	3,115.80	Computer - Hardware, Accessori
07/30/2025	114643	EFT	EMILY ALVARADO	-	18.62	Mileage - Travel Travel Reimbu
07/30/2025	114644	EFT	LEONOR GARCIA	-	155.00	Registration Fee - Staff 3RD
07/30/2025	114645	EFT	GATEWAY PRINTING & OFFICE SUPPLY, INC	-	85.87	quote: 5631619 Item: 4914 Nota
07/30/2025	114646	EFT	IMPERIAL BAG & PAPER CO LLC	-	3,668.16	Food Preparation - Other - CLE

Mission CISD
Check Register by Vendor, Check Date
Check Date from 7/1/2025 to 7/31/2025

07/30/2025	114647	EFT	AGILE SPORTS TECHNOLOGIES	-	16,000.00	MISSION HIGH SCHOOL ATHLETIC D
07/30/2025	114648	EFT	AIRTROL SUPPLY, INC.	-	4,368.01	Central Office hallways L88-47
07/30/2025	114649	EFT	JOSSIE MENDEZ	-	195.00	Travel Fuel Fees Fuel Paid CC
07/30/2025	114650	EFT	KAOTIK INNOVATIONS	-	3,352.65	Student Uniforms - Extra Curri
07/30/2025	114651	EFT	LIBERTY INSURANCE UNDERWRITERS INC	-	90,867.50	Insurance - Dental Health Admi
07/30/2025	114652	EFT	MARISSA SAENZ	-	17.49	Mileage - Travel Region One -
07/30/2025	114653	EFT	MCCOY CORPORATION	-	46.07	District-wide material needed
07/30/2025	114654	EFT	MIGUEL TORRES JR	-	175.00	Registration Fee - Staff MIGUE
07/30/2025	114655	EFT	NOE PENA	-	183.96	MEAL REIMBURSEMENTS ISTE Live 25
07/30/2025	114656	EFT	O REILLY AUTOMOTIVE INC	-	44.54	OPEN PO TO PURCHASE PARTS AS N
07/30/2025	114657	EFT	JW PEPPER AND SON INC	-	230.00	Music Arrangements & Sheet Mus
07/30/2025	114658	EFT	ALEX G DEL FIERRO	-	1,747.50	Contract: Buyboard 771-25 Quo
07/30/2025	114659	EFT	SHERWIN WILLIAMS CO INC	-	1,183.28	Paint for AMJH and District-Wi
07/30/2025	114660	EFT	SYLVIA CRUZ	-	232.44	Meals - Staff - 7/21/25 (no bk
07/30/2025	114661	EFT	SYLVIA ESQUIVEL	-	155.00	Registration Fee - Staff 3RD
07/30/2025	114662	EFT	TEXAS FILTER SERVICE LLC	-	18,697.70	Bryan Elem. -Filter Frames one
07/30/2025	114663	EFT	TRANE US INC	-	7,830.90	VMHS CTE R-22 BuyBoard 720-23
07/30/2025	114664	EFT	DIMITRA N TREJO	-	186.73	Airline Travel for Dimitra Tre
07/30/2025	114665	EFT	NORMALINDA ORTIZ	-	985.00	Awards Trophies Promotional &
07/30/2025	114666	EFT	VERONICA CRUZ	-	20.00	Travel Fuel Fees Fuel Paid CC
07/30/2025	114667	EFT	YAJAIRA PAREDES	-	155.00	Registration Fee - Staff 3RD
Totals for EFT Check Type				-	4,017,542.33	