
AGENDA

UNIVERSITY OF HOUSTON SYSTEM ACADEMIC AND STUDENT SUCCESS COMMITTEE MEETING

DATE: Thursday, August 20, 2020

TIME: 11:30 AM

PLACE:

Chair: Beth Madison
Vice Chair: Jack B. Moore
Members: Durga D. Agrawal
Alonzo Cantu
John A. McCall, Jr.
Alvaro De La Cruz
Tilman J. Fertitta, Ex Officio

- I. **Academic and Student Success Committee**
- A. Call to Order
 - B. Approval of Committee Minutes
 - February 27, 2020, Academic and Student Success Committee Meeting
 - May 21, 2020, Academic and Student Success Committee Meeting
 - C. Approval of Faculty Workload Report - University of Houston System 3
 - D. GRE in UH Law Admissions - University of Houston 103
 - E. Approval of a Master of Science in Artificial Intelligence - University of Houston-Downtown 105
 - F. Approval of a Master of Science in Entrepreneurship - University of Houston 109
 - G. Approval of a Master of Science in Sales Leadership - University of Houston 113
 - H. Approval of a Master of Arts in U.S. Hispanic Studies - University of Houston 117
 - I. Reflections from College of Medicine Inaugural Medical School Class - University of Houston 121
- II. **Executive Session**
- A. Consultation with System Attorney Regarding legal Matters and/or Contemplated Litigation or Settlement Offers
TEXAS GOV'T CODE SECTION 551.071

- B. Deliberations regarding the Purchase, Exchange, Sale or Value of Real Property
TEXAS GOV'T CODE SECTION 551.072
- C. Deliberations regarding a Prospective Gifts
TEXAS GOV'T CODE SECTION 551.073
- D. Personnel Matters relating to Appointment, Employment, Evaluation, Assignment ,
Duties, Discipline, or Dismissal of Officers or Employees, including but not limited
to the Chancellor, Vice Chancellors, in the Division of Athletics and members of
the Board of Regents
TEXAS GOV'T CODE SECTION 551.074

III. **Report and Action from Executive Session**

IV. **Adjourn**

**UNIVERSITY OF HOUSTON SYSTEM
BOARD OF REGENTS AGENDA**

COMMITTEE: Academic and Student Success

ITEM: Approval of Faculty Workload Report

DATE PREVIOUSLY SUBMITTED:

SUMMARY:

Per Texas Education Code Section 51.402 and University of Houston System Board of Regents Policy 21.05, each component university shall file an annual report, by department, of the academic duties and services performed by each member of the faculty during the nine-month academic year. Approval is requested for the Academic Year 2019-2020 faculty workload reports for the following UH System institutions:




University of Houston
University of Houston – Clear Lake
University of Houston – Downtown
University of Houston - Victoria

SUPPORTING DOCUMENTATION: Faculty Workload Reports

FISCAL NOTE:

**RECOMMENDATION/
ACTION REQUESTED:** Administration recommends approval of this item

COMPONENT: University of Houston System

| | | |
|---|--------------------|-------------|
|  | | 08/19/2020 |
| <hr/> | | <hr/> |
| PRESIDENT | Renu Khator | DATE |
|  | | 8/6/2020 |
| <hr/> | | <hr/> |
| SENIOR VICE CHANCELLOR | Paula Myrick Short | DATE |
|  | | 08/19/2020 |
| <hr/> | | <hr/> |
| CHANCELLOR | Renu Khator | DATE |

UNIVERSITY OF HOUSTON FACULTY WORKLOAD SUMMARY REPORT (ACADEMIC YEAR 2019-2020)

Faculty workload for each academic year is reported to the Board of Regents by the Senior Vice Chancellor for Academic Affairs as described in the Texas Education Code (Section 51.402) and UHS Board of Regents Policy 21.05.

Faculty workload reports are required to list the rank/type of faculty appointment held, full- or part-time status, effort distribution across the three possible components of faculty workload (i.e. teaching/instruction, research/scholarship and/or service activities), number and type of classes taught, academic year salary and salary source for each individual faculty member.

The faculty workload report is accompanied by a copy of the UH Faculty Workload Policy (MAPP 12.05.01) that details institutional expectations and policies relating to faculty workload.

MAPP 12.05.01 explicitly states that meeting the teaching and instructional needs of the academic unit will take highest priority when determining faculty workload assignments. However, in order to ensure flexibility in meeting both the instructional needs and the research missions of individual academic units, the policy explicitly provides department chairs/directors with the authority to assign individual faculty workload at the academic department/unit level (with oversight from the dean).

The following summary document provides aggregated information on how faculty workload is distributed across these three domains of faculty activities, including a breakdown of effort by faculty appointment type across individual academic colleges.

SECTION 1: TYPE OF FACULTY APPOINTMENTS HELD AT THE UNIVERSITY OF HOUSTON (ACADEMIC YEAR 2019-2020)

To meet the instructional needs and research missions of individual academic units at the **University of Houston**, the institution employs a range of full-time and part-time faculty members who have different professional responsibilities within academic units and across the university as a whole.

All faculty members at the University of Houston are classified as either **Tenured/Tenure-Track (T/TT) Faculty** or as **Non-Tenure Track (NTT) Faculty**. Tenured and tenure-track faculty appointments are **ranked**, full-time faculty positions. Non-tenure-track faculty appointments may be **ranked** or **non-ranked**, full-time or part-time positions.

Based on the type of faculty appointment held and the needs of their individual units, each faculty member is assigned different professional responsibilities within their academic units and across the university as a whole. However, all faculty members employed by the University of Houston have professional responsibilities in at least one of the following areas: ***student teaching and/or instruction, generation of research and/or scholarship, and service to the institution, profession and/or community.***

Table 1 Faculty Appointments Held at the University of Houston (Academic Year 2019-2020)

| Faculty Appointment | Ranked/Non-ranked | Faculty Title/Rank | Full/Part-time Status | Head Count | General Professional Responsibilities |
|---------------------|-------------------|--|-----------------------|------------|--|
| Tenured | Ranked | Professor | Full-Time | 436 | Research and/Scholarship, Student Teaching/Instruction and Service |
| Tenured | Ranked | Associate Professor | | 353 | |
| Tenure-Track | Ranked | Assistant Professor | | 233 | |
| Non-Tenure-Track | Ranked | Instructional Professor (All Ranks) | Full-Time | 173 | Student Teaching/Instruction and Service |
| Non-Tenure-Track | Ranked | Clinical Professor (All Ranks) | | 159 | Student Teaching/Instruction and Service |
| Non-Tenure-Track | Ranked | Research Professor (All Ranks) | | 86 | Research/Scholarship and Service |
| Non-Tenure-Track | Non-ranked | Lecturer, Scholar-In-Residence, Affiliate Artist, Professor-of-Practice, Visiting Professors | Full-Time | 171 | Student Teaching/Instruction |
| Non-Tenure-Track | Non-ranked | Various Adjunct Titles | Part-Time | 1083 | Student Teaching/Instruction |

SECTION 2: FACULTY WORKLOAD RESPONSIBILITIES BASED ON TYPE OF FACULTY APPOINTMENT HELD

A) GENERAL WORKLOAD EXPECTATIONS FOR FACULTY MEMBERS

In the case of full-time, ranked **Tenured and Tenure-Track (T/TT)** faculty members, the distribution of effort across the academic year is normally **40% effort in the teaching/instructional domain, 40% effort in the research/scholarship domain and 20% effort in the service domain.**

In the case of full-time, ranked **Non-Tenure Track (NTT)** faculty members, the distribution of effort across the academic year is normally either: **80% effort in the teaching/instructional domain and 20% effort in the service domain for instructional and clinical Professors; or, 80% effort in the research/scholarship domain and 20% effort in the service domain for research professors.**

In the case of all other full-time and part-time **Non-Tenure Track (NTT)** faculty members, the normal distribution of effort across the academic year is **100% effort in the teaching/instructional domain.**

However, it is important to note that both MAPP 12.05.01 and the UH Faculty Handbook envision that while the percent (%) distribution of effort across these three workload domains may be similar for faculty members holding similar appointments, the volume and complexity of the actual work carried out in each of these workload domains should also reflect the expectations of the academic unit/college for the particular faculty appointment and rank held, as well as the career stage of the faculty member.

SECTION 3: ANALYSIS OF FACULTY WORKLOAD BY WORKLOAD DOMAIN AND COLLEGE (ACADEMIC YEAR 2019-2020)

The University of Houston has a total of seventeen (17) Colleges of various sizes including the new College of Medicine. By definition, each College at the University of Houston has a different academic and research mission as demonstrated by the type of classes offered by the college (i.e. undergraduate, graduate and/or professional classes), the number of undergraduate and/or graduate students enrolled in the college, the number of academic departments and programs housed in the college, and the type of research and scholarship being conducted within the college. As such, all of these factors reflect the number and type of faculty members employed within each college required to meet its academic and research needs.

A) FACULTY WORKLOAD EFFORT BY FACULTY APPOINTMENT ACROSS COLLEGES

Each type of faculty appointment and position has different expectations as to the percent (%) level of effort that should be expended in each of the three faculty workload domains. These expectations are set at the departmental/college level but should reflect the professional responsibilities of the faculty appointment/title held.

For example, during the academic year all ranked T/TT faculty are expected to have an active research and scholarship agenda, be involved in student teaching and instruction, as well providing service to the university, their profession and the community. Ranked NTT faculty members are expected to expend the majority of their efforts in the domain they were hired into. For example, ranked instructional and clinical NTT professors are expected to expend the majority of their effort in teaching and instructional activities, whereas ranked research NTT professors are expected to expend the majority of their effort in research activities.

Tables 2, 3 & 4 provide the average percent (%) effort reported within each faculty workload domain (i.e. research/scholarship, teaching/instruction, and service) for full-time faculty appointments held in each college. Data also includes the average 9-month academic base salary paid for each appointment type listed. It is important to note that faculty salaries vary significantly based on academic discipline and faculty rank even within colleges. For individual level faculty salary data please refer to the complete UH Faculty Workload Report (AY 2019-2020).

Table 2 Average Faculty Effort Distribution for T/TT Faculty Members By College (AY 2019-2020)

| College | Number of T/TT faculty | Average T/TT Faculty Workload (%) Effort Reported | | | Average 9-month T/TT Faculty Salary |
|--------------|------------------------|---|----------------------|---------|-------------------------------------|
| | | Research/Scholarship | Teaching/Instruction | Service | |
| Architecture | 25 | 29% | 44% | 27% | \$106,653 |
| Arts | 76 | 41% | 38% | 21% | \$87,589 |
| Business | 75 | 50% | 35% | 15% | \$203,222 |
| Education | 50 | 44% | 30% | 26% | \$91,278 |
| Engineering | 135 | 43% | 36% | 21% | \$150,299 |
| GCSW | 19 | 51% | 26% | 23% | \$97,689 |

| | | | | | |
|------------|-----|-----|-----|-----|-----------|
| Hobby | 3 | 23% | 40% | 37% | \$168,384 |
| HRM | 17 | 41% | 41% | 18% | \$118,659 |
| Law | 40 | 39% | 41% | 20% | \$178,814 |
| CLASS | 268 | 43% | 35% | 22% | \$106,135 |
| NSM | 201 | 43% | 38% | 19% | \$129,848 |
| Optometry | 24 | 40% | 41% | 19% | \$126,696 |
| Nursing | 4 | 46% | 43% | 11% | \$84,073 |
| Pharmacy | 35 | 48% | 31% | 21% | \$141,683 |
| Technology | 50 | 40% | 38% | 22% | \$104,677 |

Table 3 Average Faculty Effort Distribution for Ranked NTT Faculty Members By College (AY 2019-2020)

| College | Number of Ranked NTT faculty | Average Ranked NTT Faculty Workload (%) Effort Reported | | | Average 9-month NTT Faculty Salary |
|--------------|------------------------------|---|----------------------|---------|------------------------------------|
| | | Research/Scholarship | Teaching/Instruction | Service | |
| Architecture | 6 | 14% | 62% | 24% | \$74,087 |
| Arts | 16 | 6% | 63% | 31% | \$62,843 |
| Business | 10 | 6% | 63% | 31% | \$124,779 |
| Education | 34 | 6% | 70% | 24% | \$70,447 |
| Engineering | 34 | 44% | 43% | 13% | \$82,326 |
| GCSW | 5 | 0% | 42% | 58% | \$75,774 |
| Hobby | 2 | 38% | 30% | 33% | \$63,997 |
| Honors | 15 | 12% | 61% | 27% | \$70,939 |
| HRM | 6 | 0% | 70% | 30% | \$67,210 |
| Law | 16 | 12% | 70% | 19% | \$93,363 |
| CLASS | 69 | 19% | 59% | 22% | \$69,294 |
| Medicine* | 21 | 4% | 0% | 96% | \$205,353 |
| NSM | 62 | 34% | 52% | 14% | \$71,164 |
| Optometry | 36 | 8% | 73% | 19% | \$116,438 |
| Nursing | 7 | 9% | 79% | 11% | \$87,971 |
| Pharmacy | 32 | 31% | 49% | 20% | \$107,872 |
| Technology | 22 | 10% | 69% | 21% | \$81,444 |

(*all faculty members currently employed in the College of Medicine are involved in service activities related to accreditation efforts)

Table 4 Average Faculty Effort Distribution for Non-Ranked NTT Faculty Members By College (AY 2019-2020)

| College | Number of Non-Ranked NTT faculty | Average Non-Ranked NTT Faculty Workload (%) Effort Reported | | | Average 9-month Non-Ranked NTT Faculty Salary |
|--------------|----------------------------------|---|----------------------|---------|---|
| | | Research/Scholarship | Teaching/Instruction | Service | |
| Architecture | 3 | 17% | 63% | 20% | \$57,646 |
| Arts | 12 | 5% | 79% | 16% | \$46,903 |
| Business | 43 | 0% | 73% | 27% | \$107,458 |
| Education | 8 | 13% | 85% | 3% | \$49,563 |
| Engineering | 9 | 21% | 69% | 10% | \$66,844 |
| GCSW | 1 | 0% | 100% | 0% | \$202,001 |
| Honors | 11 | 10% | 70% | 20% | \$47,006 |

| | | | | | |
|------------|----|------|-----|-----|----------|
| HRM | 3 | 17% | 47% | 37% | \$70,254 |
| Law | 5 | 6% | 78% | 16% | \$96,716 |
| CLASS | 44 | 10% | 88% | 3% | \$34,368 |
| NSM | 17 | 25% | 74% | 1% | \$56,535 |
| Optometry | 1 | 100% | 0% | 0% | \$93,850 |
| Nursing | 3 | 8% | 82% | 10% | \$74,518 |
| Technology | 11 | 0% | 80% | 20% | \$52,311 |

SECTION 4: KEY FINDINGS

Analysis of data contained in the **2019-2020 UH Faculty Workload Report** concerning average (%) workload effort distribution across all seventeen (17) colleges for the four major types of faculty appointments at UH provides the following key findings:

- Full-time, tenured/tenure-track (T/TT) faculty expend **37%** of their effort in teaching and instructional activities, **42%** of their effort in research and scholarship activities and **21%** in service activities.
- Full-time, ranked (NTT) faculty expend **56%** of their effort in teaching and instructional activities, **15%** of their effort in research and scholarship activities and **29%** in service activities.
- Full-time, non-ranked, non-tenure track (NTT) faculty expend **71%** of their effort in teaching and instructional activities, **16%** of their effort in research and scholarship activities and **13%** in service activities.
- Part-time, non-ranked, non-tenure track (NTT) faculty expend **98%** of their effort in teaching and instructional activities, **1%** of their effort in research and scholarship activities and **1%** in service activities.

Faculty Workload Report - Fall 2019 and Spring 2020

KEY: UG - Undergraduate Class; GR - Graduate Class; SP - Special Professional Class; ORG - Organized Class; NON - Non Organized Class

| COLLEGE NAME | DEPARTMENT/UNIT | FACULTY NAME | FACULTY TITLE/RANK | FT/PT | AY 19-20 Percent (%) Effort | | | | # Classes Taught Fall 2019 | | | | | | # Classes Taught Spring 2020 | | | | | | Funding Source | | | | | |
|-------------------------|--------------------------------|------------------------------|-----------------------------------|-----------|-----------------------------|------------------------|---------|------------------|----------------------------|-----|-----|-----|-----|-----|------------------------------|-----|-----|-----|-----|-----------|----------------|------|-------|-------|-------|---|
| | | | | | Research & Scholarship | Teaching & Instruction | Service | Total (%) Effort | UG | | GR | | SP | | UG | | GR | | SP | | Salary | Gift | Grant | Local | State | |
| | | | | | | | | | ORG | NON | ORG | NON | ORG | NON | ORG | NON | ORG | NON | ORG | NON | | | | | | |
| Business Administration | Accountancy & Taxation | Chen,Xi | Assistant Professor | Full-time | 60% | 30% | 10% | 100% | 0 | 0 | 0 | 0 | 0 | 0 | 3 | 0 | 2 | 1 | 0 | 0 | \$210,541 | | | | | x |
| Business Administration | Accountancy & Taxation | Crawford,Steven | Assistant Professor | Full-time | 60% | 30% | 10% | 100% | 0 | 0 | 0 | 0 | 0 | 0 | 0 | 0 | 3 | 0 | 0 | 0 | \$225,569 | | | | | x |
| Business Administration | Accountancy & Taxation | Cutler,Joshua D | Assistant Professor | Full-time | 60% | 30% | 10% | 100% | 0 | 0 | 0 | 0 | 0 | 0 | 3 | 0 | 0 | 0 | 0 | \$204,938 | | | | x | | |
| Business Administration | Accountancy & Taxation | Gamble,George O | Professor | Full-time | 40% | 40% | 20% | 100% | 2 | 0 | 0 | 0 | 0 | 0 | 2 | 0 | 0 | 0 | 0 | \$145,935 | | | | | x | |
| Business Administration | Accountancy & Taxation | Goble,Samuel | Professor of Practice | Full-time | 0% | 80% | 20% | 100% | 6 | 0 | 0 | 0 | 0 | 0 | 5 | 0 | 0 | 0 | 0 | \$113,470 | | | | | x | |
| Business Administration | Accountancy & Taxation | Harris,Kathleen L | Professor of Practice | Full-time | 0% | 60% | 40% | 100% | 3 | 0 | 0 | 0 | 0 | 0 | 4 | 0 | 0 | 0 | 0 | \$163,405 | | | | x | | |
| Business Administration | Accountancy & Taxation | Khumawala,Saleha B | Professor | Full-time | 30% | 50% | 20% | 100% | 5 | 0 | 3 | 0 | 0 | 0 | 0 | 0 | 1 | 0 | 0 | \$220,869 | | | | | x | |
| Business Administration | Accountancy & Taxation | Kilic,Emre | Associate Professor | Full-time | 60% | 30% | 10% | 100% | 0 | 0 | 0 | 0 | 0 | 0 | 3 | 0 | 0 | 1 | 0 | \$217,224 | | | | x | | |
| Business Administration | Accountancy & Taxation | Kuruvilla,Mohan | Professor of Practice | Full-time | 0% | 50% | 50% | 100% | 3 | 0 | 2 | 0 | 0 | 0 | 5 | 0 | 2 | 0 | 0 | \$182,929 | | | | | x | |
| Business Administration | Accountancy & Taxation | Larson,Chad R | Associate Professor | Full-time | 60% | 30% | 10% | 100% | 0 | 0 | 3 | 0 | 0 | 0 | 0 | 0 | 0 | 0 | 0 | \$234,479 | | | | | x | |
| Business Administration | Accountancy & Taxation | Lin,Haijin | Associate Professor | Full-time | 60% | 30% | 10% | 100% | 3 | 0 | 0 | 0 | 0 | 0 | 0 | 0 | 0 | 0 | 0 | \$219,953 | | | | x | | |
| Business Administration | Accountancy & Taxation | Lobo,Gerald | Professor | Full-time | 60% | 30% | 10% | 100% | 0 | 0 | 3 | 0 | 0 | 0 | 0 | 0 | 0 | 0 | 0 | \$290,832 | | | | | x | |
| Business Administration | Accountancy & Taxation | Lu,Tong | Associate Professor | Full-time | 60% | 30% | 10% | 100% | 0 | 0 | 2 | 1 | 0 | 0 | 0 | 0 | 2 | 1 | 0 | \$230,163 | | | | x | | |
| Business Administration | Accountancy & Taxation | Meade,Janet | Associate Professor | Full-time | 10% | 60% | 30% | 100% | 3 | 0 | 0 | 0 | 0 | 0 | 4 | 0 | 0 | 1 | 0 | \$156,898 | | | | | x | |
| Business Administration | Accountancy & Taxation | Miles,Carolyn A | Professor of Practice | Full-time | 0% | 60% | 40% | 100% | 4 | 0 | 0 | 0 | 0 | 0 | 4 | 0 | 0 | 0 | 0 | \$87,325 | | | | | x | |
| Business Administration | Accountancy & Taxation | Muslu,Volkhan | Associate Professor | Full-time | 60% | 30% | 10% | 100% | 4 | 0 | 0 | 3 | 0 | 0 | 0 | 0 | 0 | 1 | 0 | \$243,642 | | | | x | | |
| Business Administration | Accountancy & Taxation | Newberry,Kaye J | Professor | Full-time | 10% | 60% | 30% | 100% | 2 | 0 | 2 | 0 | 0 | 0 | 0 | 0 | 0 | 0 | 0 | \$254,511 | | | | x | | |
| Business Administration | Accountancy & Taxation | Newman,Michael Ray | Professor of Practice | Full-time | 0% | 50% | 50% | 100% | 8 | 0 | 2 | 1 | 0 | 0 | 8 | 6 | 2 | 1 | 0 | \$189,187 | | | | | x | |
| Business Administration | Accountancy & Taxation | Noland,Thomas R | Professor | Full-time | 10% | 60% | 30% | 100% | 4 | 0 | 0 | 0 | 0 | 0 | 0 | 0 | 0 | 0 | 0 | \$180,356 | | | | | x | |
| Business Administration | Accountancy & Taxation | Parthasarathy,Kiran M | Instructional Assistant Professor | Full-time | 0% | 50% | 50% | 100% | 3 | 0 | 0 | 0 | 0 | 0 | 3 | 0 | 0 | 0 | 0 | \$166,133 | | | | | x | |
| Business Administration | Accountancy & Taxation | Seltz,Joe D | Professor of Practice | Full-time | 0% | 70% | 30% | 100% | 5 | 0 | 0 | 0 | 0 | 0 | 5 | 0 | 0 | 0 | 0 | \$107,578 | | | | | x | |
| Business Administration | Accountancy & Taxation | Serrato,Darlene Marie Bohac | Professor of Practice | Full-time | 0% | 80% | 20% | 100% | 5 | 0 | 0 | 0 | 0 | 0 | 6 | 0 | 0 | 0 | 0 | \$92,129 | | | | | x | |
| Business Administration | Accountancy & Taxation | Sun,Xue | Associate Professor | Full-time | 60% | 30% | 10% | 100% | 0 | 0 | 0 | 0 | 0 | 0 | 2 | 0 | 1 | 0 | 0 | \$236,850 | | | | | x | |
| Business Administration | Accountancy & Taxation | Sykes,Mary Reeves | Professor of Practice | Full-time | 0% | 80% | 20% | 100% | 4 | 0 | 0 | 0 | 0 | 0 | 4 | 0 | 0 | 0 | 0 | \$93,732 | | | | | x | |
| Business Administration | Accountancy & Taxation | Tearce,John B | Professor of Practice | Full-time | 0% | 60% | 40% | 100% | 4 | 0 | 2 | 0 | 0 | 0 | 7 | 0 | 5 | 0 | 0 | \$74,372 | | | | | x | |
| Business Administration | Accountancy & Taxation | Wang,Yu | Assistant Professor | Full-time | 60% | 30% | 10% | 100% | 0 | 0 | 0 | 0 | 0 | 0 | 4 | 0 | 0 | 0 | 0 | \$222,876 | | | | x | | |
| Business Administration | Accountancy & Taxation | Weber,Catherine K | Instructional Assistant Professor | Full-time | 0% | 80% | 20% | 100% | 4 | 0 | 0 | 0 | 0 | 0 | 2 | 0 | 2 | 0 | 0 | \$80,321 | | | | | x | |
| Business Administration | Accountancy & Taxation | Yampuler,Michael | Instructional Assistant Professor | Full-time | 0% | 80% | 20% | 100% | 6 | 0 | 0 | 0 | 0 | 0 | 0 | 0 | 0 | 0 | 0 | \$152,760 | | | | x | | |
| Business Administration | Accountancy & Taxation | Zhao,Yuping | Associate Professor | Full-time | 60% | 30% | 10% | 100% | 2 | 0 | 1 | 0 | 0 | 0 | 0 | 0 | 0 | 0 | 0 | \$213,161 | | | | | x | |
| Business Administration | Dean's Office Bauer College | Randazzo,Gary W | Professor of Practice | Full-time | 0% | 14% | 86% | 100% | 0 | 0 | 0 | 4 | 0 | 0 | 0 | 0 | 0 | 4 | 0 | \$156,708 | | | | | x | |
| Business Administration | Decision & Information Science | Anderson Fletcher,Elizabeth | Associate Professor | Full-time | 10% | 60% | 30% | 100% | 2 | 0 | 0 | 0 | 0 | 0 | 2 | 1 | 0 | 0 | 0 | \$165,776 | | | | | x | |
| Business Administration | Decision & Information Science | Bregman,Robert L | Associate Professor | Full-time | 60% | 30% | 10% | 100% | 2 | 0 | 0 | 0 | 0 | 0 | 0 | 0 | 0 | 0 | 0 | \$100,877 | | | | | x | |
| Business Administration | Decision & Information Science | Chin,Wynne W | Professor | Full-time | 50% | 30% | 20% | 100% | 0 | 0 | 0 | 0 | 0 | 0 | 3 | 0 | 1 | 0 | 0 | \$224,641 | | | | x | | |
| Business Administration | Decision & Information Science | Cooper,Randolph B | Professor | Full-time | 60% | 30% | 10% | 100% | 0 | 0 | 2 | 1 | 0 | 0 | 1 | 0 | 1 | 2 | 0 | \$187,772 | | | | | x | |
| Business Administration | Decision & Information Science | Cosick,Kathy L | Professor of Practice | Full-time | 0% | 80% | 20% | 100% | 3 | 0 | 0 | 0 | 0 | 0 | 3 | 0 | 0 | 0 | 0 | \$89,543 | | | | | x | |
| Business Administration | Decision & Information Science | Dimoka,Angelika | Professor | Full-time | 60% | 20% | 20% | 100% | 0 | 0 | 0 | 0 | 0 | 0 | 2 | 0 | 0 | 0 | 0 | \$255,000 | | | | | x | |
| Business Administration | Decision & Information Science | Felvegi,Emese | Professor of Practice | Full-time | 0% | 100% | 0% | 100% | 4 | 0 | 0 | 0 | 0 | 0 | 3 | 1 | 0 | 0 | 0 | \$85,590 | | | | | x | |
| Business Administration | Decision & Information Science | Grimes,George M | Assistant Professor | Full-time | 60% | 30% | 10% | 100% | 0 | 0 | 0 | 0 | 0 | 0 | 1 | 0 | 3 | 0 | 0 | \$150,434 | | | | | x | |
| Business Administration | Decision & Information Science | Ives,Blake | Professor | Full-time | 50% | 30% | 20% | 100% | 0 | 0 | 1 | 0 | 0 | 0 | 1 | 0 | 1 | 0 | 0 | \$312,387 | | | | | x | |
| Business Administration | Decision & Information Science | Jiang,Lianlian | Assistant Professor | Full-time | 60% | 30% | 10% | 100% | 2 | 0 | 1 | 0 | 0 | 0 | 0 | 0 | 0 | 0 | 0 | \$168,000 | | | | | x | |
| Business Administration | Decision & Information Science | Johnson, Norman A. | Professor | Full-time | 60% | 30% | 10% | 100% | 1 | 0 | 1 | 1 | 0 | 0 | 1 | 0 | 2 | 1 | 0 | \$196,623 | | | | | x | |
| Business Administration | Decision & Information Science | Khumawala,Basheer M | Professor | Full-time | 10% | 60% | 30% | 100% | 2 | 0 | 0 | 0 | 0 | 0 | 1 | 0 | 0 | 0 | 0 | \$181,754 | | | | | x | |
| Business Administration | Decision & Information Science | Ma,Xiao | Assistant Professor | Full-time | 60% | 30% | 10% | 100% | 1 | 0 | 1 | 1 | 0 | 0 | 2 | 0 | 2 | 1 | 0 | \$166,554 | | | | | x | |
| Business Administration | Decision & Information Science | McWhorter,Archer | Associate Professor | Full-time | 10% | 60% | 30% | 100% | 0 | 0 | 3 | 0 | 0 | 0 | 0 | 0 | 0 | 0 | 0 | \$95,851 | | | | | x | |
| Business Administration | Decision & Information Science | Miller,Bradley D | Professor of Practice | Full-time | 0% | 80% | 20% | 100% | 4 | 0 | 0 | 0 | 0 | 0 | 4 | 0 | 0 | 0 | 0 | \$97,358 | | | | | x | |
| Business Administration | Decision & Information Science | Murray,Michael J | Instructional Assistant Professor | Full-time | 0% | 80% | 20% | 100% | 1 | 0 | 2 | 0 | 0 | 0 | 1 | 0 | 1 | 0 | 0 | \$133,251 | | | | | x | |
| Business Administration | Decision & Information Science | Parks,Michael Sydney | Associate Professor | Full-time | 10% | 60% | 30% | 100% | 3 | 0 | 1 | 0 | 0 | 0 | 3 | 0 | 2 | 0 | 0 | \$149,085 | | | | | x | |
| Business Administration | Decision & Information Science | Patterson,Staci A | Professor of Practice | Full-time | 0% | 90% | 10% | 100% | 3 | 0 | 0 | 0 | 0 | 0 | 4 | 0 | 0 | 0 | 0 | \$92,757 | | | | | x | |
| Business Administration | Decision & Information Science | Peng,Xiaosong | Associate Professor | Full-time | 60% | 30% | 10% | 100% | 2 | 0 | 1 | 1 | 0 | 0 | 0 | 0 | 0 | 1 | 0 | \$180,192 | | | | | x | |
| Business Administration | Decision & Information Science | Porra,Jaana | Associate Professor | Full-time | 60% | 30% | 10% | 100% | 0 | 0 | 0 | 0 | 0 | 0 | 3 | 1 | 0 | 0 | 0 | \$137,805 | | | | | x | |
| Business Administration | Decision & Information Science | Radhakrishnan,Suryanarayanan | Professor of Practice | Full-time | 0% | 100% | 0% | 100% | 4 | 0 | 2 | 0 | 0 | 0 | 4 | 0 | 0 | 0 | 0 | \$87,483 | | | | | x | |
| Business Administration | Decision & Information Science | Robinson Jr,Powell Ersell | Professor | Full-time | 40% | 40% | 20% | 100% | 0 | 0 | 1 | 0 | 0 | 0 | 0 | 0 | 3 | 0 | 0 | \$251,769 | | | | | x | |
| Business Administration | Decision & Information Science | Sahin,Funda | Associate Professor | Full-time | 40% | 40% | 20% | 100% | 0 | 0 | 4 | 0 | 0 | 0 | 0 | 0 | 1 | 0 | 0 | \$192,092 | | | | | x | |
| Business Administration | Decision & Information Science | Scott,Carl P | Professor of Practice | Full-time | 0% | 90% | 10% | 100% | 3 | 0 | 0 | 0 | 0 | 0 | 3 | 0 | 0 | 0 | 0 | \$100,930 | | | | | x | |
| Business Administration | Decision & Information Science | Skinner, Richard James | Lecturer | Full-time | 0% | 90% | 10% | 100% | 4 | 0 | 1 | 0 | 0 | 0 | 3 | 0 | 1 | 0 | 0 | \$96,383 | | | | | x | |
| Business Administration | Decision & Information Science | Smith,Gordon D | Professor of Practice | Full-time | 0% | 100% | 0% | 100% | 2 | 0 | 3 | 0 | 0 | 0 | 3 | 0 | 2 | 1 | 0 | \$94,809 | | | | | x | |
| Business Administration | Decision & Information Science | Tibodeau,Dale | Professor of Practice | Full-time | 0% | 80% | 20% | 100% | 2 | 0 | 0 | 0 | 0 | 0 | 3 | 0 | 1 | 0 | 0 | \$92,406 | | | | | x | |
| Business Administration | Decision & Information Science | Wayhan,Victor Brian | Professor of Practice | Full-time | 0% | 80% | 20% | 100% | 3 | 0 | 0 | 0 | 0 | 0 | 4 | 0 | 0 | 0 | 0 | \$91,203 | | | | | x | |
| Business Administration | Decision & Information Science | Zhao,Ming | Assistant Professor | Full-time | 60% | 30% | 10% | 100% | 2 | 0 | 2 | 1 | 0 | 0 | 0 | 0 | 0 | 0 | 0 | \$152,877 | | | | | x | |
| Business Administration | Finance | Basu,Swati | Professor of Practice | Full-time | 0% | 80% | 20% | 100% | 0 | 0 | 4 | 0 | 0 | 0 | 0 | 3 | 0 | 0 | 0 | \$120,129 | | | | | x | |
| Business Administration | Finance | Chisholm,Darla | Professor of Practice | Full-time | 0% | 80% | 20% | 100% | 2 | 0 | 0 | 0 | 0 | 0 | 3 | 0 | 0 | 0 | 0 | \$78,015 | | | | | x | |
| Business Administration | Finance | Doshi,Hitesh B | Associate Professor | Full-time | 60% | 30% | 10% | 100% | 2 | 0 | 1 | 0 | 0 | 0 | 0 | 0 | 1 | 0 | 0 | \$239,359 | | | | | x | |
| Business Administration | Finance | George,Thomas J | Professor | Full-time | 10% | 60% | 30% | 100% | 0 | 0 | 2 | 0 | 0 | 0 | 0 | 0 | 1 | 0 | 0 | \$269,117 | | | | | x | |
| Business Administration | Finance | Jacobs,Kris | Professor | Full-time | 60% | 30% | 10% | 100% | 0 | 0 | 0 | 3 | 0 | 0 | 0 | 0 | 3 | 3 | 0 | \$322,278 | | | | | x | |
| Business Administration | Finance | Kapatos,Nick Gus | Professor of Practice | Full-time | 0% | 100% | 0% | 100% | 4 | 0 | 0 | 0 | 0 | 0 | 4 | 0 | 0 | 0 | 0 | \$85,000 | | | | | x | |
| Business Administration | Finance | Kumar,Praveen | Professor | Full-time | 60% | 30% | 10% | 100% | 0 | 1 | 2 | 2 | 0 | 0 | 0 | 1 | 1 | 2 | 0 | \$326,389 | | | | | x | |
| Business Administration | Finance | Langberg,Nisan | Associate Professor | Full-time | 60% | 30% | 10% | 100% | 0 | 0 | 4 | 2 | 0 | 0 | 0 | 0 | 0 | 2 | 0 | \$194,674 | | | | | x | |

Faculty Workload Report - Fall 2019 and Spring 2020

KEY: UG - Undergraduate Class; GR - Graduate Class; SP - Special Professional Class; ORG - Organized Class; NON - Non Organized Class

| COLLEGE NAME | DEPARTMENT/UNIT | FACULTY NAME | FACULTY TITLE/RANK | FT/PT | AY 19-20 Percent (%) Effort | | | | (# Classes Taught Fall 2019) | | | | | | (# Classes Taught Spring 2020) | | | | | | Funding Source | | | | |
|---------------------|------------------------------|-------------------------------|-----------------------------------|-----------|-----------------------------|------------------------|---------|------------------|------------------------------|-----|-----|-----|-----|-----|--------------------------------|-----|-----|-----|-----|-----------|----------------|------|-------|-------|-------|
| | | | | | Research & Scholarship | Teaching & Instruction | Service | Total (%) Effort | UG | | GR | | SP | | UG | | GR | | SP | | Salary | Gift | Grant | Local | State |
| | | | | | | | | | ORG | NON | ORG | NON | ORG | NON | ORG | NON | ORG | NON | ORG | NON | | | | | |
| College of Medicine | Biomedical Sciences | NESIC-TAYLOR,OLIVERA | Clinical Professor | Full-time | 5% | 0% | 95% | 100% | 0 | 0 | 0 | 0 | 0 | 0 | 0 | 0 | 0 | 0 | 0 | 0 | \$234,600 | | | | x |
| College of Medicine | Biomedical Sciences | Rowland,Kevin Christopher | Clinical Professor | Full-time | 5% | 0% | 95% | 100% | 0 | 0 | 0 | 0 | 0 | 0 | 0 | 0 | 0 | 0 | 0 | 0 | \$170,000 | | | | x |
| College of Medicine | Clinical Sciences | Blumberg,Joel Saul | Clinical Assoc Prof | Full-time | 0% | 0% | 100% | 100% | 0 | 0 | 0 | 0 | 0 | 0 | 0 | 0 | 0 | 0 | 0 | 0 | \$225,000 | | | | x |
| College of Medicine | Clinical Sciences | Briscoe,Donald Anthony | Clinical Assoc Prof | Full-time | 0% | 0% | 100% | 100% | 0 | 0 | 0 | 0 | 0 | 0 | 0 | 0 | 0 | 0 | 0 | \$218,000 | | | x | | |
| College of Medicine | Clinical Sciences | Kassaw,Kristin A | Clinical Assoc Prof | Full-time | 0% | 0% | 100% | 100% | 0 | 0 | 0 | 0 | 0 | 0 | 0 | 0 | 0 | 0 | 0 | \$240,000 | | | | x | |
| College of Medicine | Clinical Sciences | Matuk-Villazon,Omar | Clinical Asst Prof | Full-time | 0% | 0% | 100% | 100% | 0 | 0 | 0 | 0 | 0 | 0 | 0 | 0 | 0 | 0 | 0 | \$217,500 | | | | x | |
| College of Medicine | Clinical Sciences | Pilkinton,Kimberly Ann | Clinical Assoc Prof | Full-time | 0% | 0% | 100% | 100% | 0 | 0 | 0 | 0 | 0 | 0 | 0 | 0 | 0 | 0 | 0 | \$325,000 | | | | x | |
| College of Medicine | Clinical Sciences | Reed,Brian Christopher | Clinical Professor | Full-time | 0% | 0% | 100% | 100% | 0 | 0 | 0 | 0 | 0 | 0 | 0 | 0 | 0 | 0 | 0 | \$300,900 | | | | x | |
| College of Medicine | Clinical Sciences | Starks,Steven | Clinical Asst Prof | Full-time | 0% | 0% | 100% | 100% | 0 | 0 | 0 | 0 | 0 | 0 | 0 | 0 | 0 | 0 | 0 | \$225,000 | | | | x | |
| College of Medicine | Health Syst & Population Sci | Liaw,Winston | Clinical Assoc Prof | Full-time | 20% | 0% | 80% | 100% | 0 | 0 | 0 | 0 | 0 | 0 | 0 | 0 | 0 | 0 | 0 | \$260,419 | | | | x | |
| College of Medicine | Health Syst & Population Sci | Steele,Kenya | Clinical Assoc Prof | Full-time | 10% | 0% | 90% | 100% | 0 | 0 | 0 | 0 | 0 | 0 | 0 | 0 | 0 | 0 | 0 | \$218,000 | | | x | | |
| College of Medicine | Health Syst & Population Sci | Woodard,LeChauncy | Clinical Professor | Full-time | 10% | 0% | 90% | 100% | 0 | 0 | 0 | 0 | 0 | 0 | 0 | 0 | 0 | 0 | 0 | \$265,000 | | | x | x | |
| College of Medicine | Medical Education | Hartos,Jessica | Clinical Assoc Prof | Full-time | 0% | 0% | 100% | 100% | 0 | 0 | 0 | 0 | 0 | 0 | 0 | 0 | 0 | 0 | 0 | \$145,000 | | | | x | |
| College of Medicine | Office of the Dean | Levesque,Jacqueline Elizabeth | Instructional Associate Professor | Full-time | 0% | 0% | 100% | 100% | 0 | 0 | 0 | 0 | 0 | 0 | 0 | 0 | 0 | 0 | 0 | \$225,000 | | | x | x | |
| College of Nursing | Deans Office - CON | Brohard,Cheryl L | Assistant Professor | Full-time | 60% | 35% | 5% | 100% | 0 | 0 | 1 | 0 | 0 | 0 | 0 | 0 | 1 | 1 | 0 | \$82,940 | | | x | x | |
| College of Nursing | Deans Office - CON | Brooks,Andrea Nicole | Clinical Asst Prof | Full-time | 10% | 80% | 10% | 100% | 2 | 0 | 1 | 0 | 0 | 0 | 2 | 0 | 0 | 0 | 0 | \$79,000 | | | x | x | |
| College of Nursing | Deans Office - CON | Dwyer,Carol Ann | Clinical Asst Prof | Full-time | 10% | 80% | 10% | 100% | 0 | 0 | 0 | 0 | 0 | 0 | 0 | 0 | 0 | 0 | 0 | \$100,000 | | | x | x | |
| College of Nursing | Deans Office - CON | Edwards-Maddox,Shermel Vinese | Professor of Practice | Full-time | 10% | 80% | 10% | 100% | 1 | 0 | 0 | 0 | 0 | 0 | 2 | 1 | 0 | 0 | 0 | \$65,530 | | | x | | |
| College of Nursing | Deans Office - CON | Joseph,Beena Roby | Professor of Practice | Full-time | 5% | 85% | 10% | 100% | 0 | 0 | 0 | 0 | 0 | 0 | 0 | 0 | 0 | 0 | 0 | \$92,300 | | | x | | |
| College of Nursing | Deans Office - CON | Lightfoot,Lee Anne | Clinical Asst Prof | Full-time | 5% | 85% | 10% | 100% | 1 | 0 | 0 | 0 | 0 | 0 | 2 | 0 | 0 | 0 | 0 | \$73,192 | | | x | | |
| College of Nursing | Deans Office - CON | Love,Mary Frances | Assistant Professor | Full-time | 50% | 40% | 10% | 100% | 0 | 1 | 2 | 0 | 0 | 0 | 1 | 0 | 2 | 0 | 0 | \$80,000 | | | x | | |
| College of Nursing | Deans Office - CON | McManaman-Bridges,Tracy L | Professor of Practice | Full-time | 10% | 80% | 10% | 100% | 1 | 0 | 0 | 0 | 0 | 0 | 1 | 1 | 0 | 0 | 0 | \$65,723 | | | x | | |
| College of Nursing | Deans Office - CON | McWilliams,Lenora A | Assistant Professor | Full-time | 35% | 50% | 15% | 100% | 2 | 0 | 0 | 0 | 0 | 0 | 0 | 0 | 0 | 0 | 0 | \$80,032 | | | x | | |
| College of Nursing | Deans Office - CON | Phan,Huong Thi | Clinical Asst Prof | Full-time | 10% | 80% | 10% | 100% | 0 | 0 | 0 | 0 | 0 | 0 | 2 | 1 | 0 | 0 | 0 | \$79,000 | | | x | | |
| College of Nursing | Deans Office - CON | Quintana,Danielle | Clinical Asst Prof | Full-time | 10% | 80% | 10% | 100% | 2 | 0 | 0 | 0 | 0 | 0 | 1 | 0 | 0 | 0 | 0 | \$71,582 | | | x | | |
| College of Nursing | Deans Office - CON | Schrader PhD,Patricia K | Clinical Asst Prof | Full-time | 15% | 70% | 15% | 100% | 0 | 0 | 0 | 0 | 0 | 0 | 0 | 0 | 0 | 0 | 0 | \$131,539 | | | x | | |
| College of Nursing | Deans Office - CON | Varghese,Shainy B | Associate Professor | Full-time | 40% | 45% | 15% | 100% | 0 | 0 | 0 | 0 | 0 | 0 | 0 | 0 | 1 | 2 | 0 | \$93,319 | | | x | | |
| College of Nursing | Deans Office - CON | Wade,Sonya D | Clinical Asst Prof | Full-time | 5% | 80% | 15% | 100% | 0 | 0 | 1 | 1 | 0 | 0 | 2 | 0 | 1 | 0 | 0 | \$81,482 | | | x | | |
| College of the Arts | Art | Almendarez,Francis B. | Lecturer | Full-time | 0% | 100% | 0% | 100% | 1 | 0 | 0 | 0 | 0 | 0 | 3 | 0 | 0 | 0 | 0 | \$20,000 | | | | x | |
| College of the Arts | Art | Anderson-Staley,Kelly | Associate Professor | Full-time | 40% | 40% | 20% | 100% | 2 | 0 | 1 | 1 | 0 | 0 | 3 | 0 | 0 | 0 | 0 | \$81,826 | | | | x | |
| College of the Arts | Art | Ari,Nisa | Lecturer | Full-time | 0% | 100% | 0% | 100% | 2 | 0 | 1 | 0 | 0 | 0 | 2 | 0 | 1 | 0 | 0 | \$45,000 | | | x | | |
| College of the Arts | Art | Beckett,Cheryl A | Associate Professor | Full-time | 40% | 40% | 20% | 100% | 2 | 0 | 0 | 0 | 0 | 0 | 2 | 0 | 0 | 1 | 0 | \$76,386 | | | | x | |
| College of the Arts | Art | Biczel,Dorota M. | Visiting Assistant Professor | Full-time | 20% | 80% | 0% | 100% | 3 | 0 | 2 | 0 | 0 | 0 | 3 | 0 | 2 | 0 | 0 | \$40,000 | | | | x | |
| College of the Arts | Art | Charles,Michael Ray | Professor | Full-time | 40% | 40% | 20% | 100% | 1 | 1 | 1 | 0 | 0 | 0 | 1 | 1 | 1 | 0 | 0 | \$133,388 | | | | x | |
| College of the Arts | Art | Conrad,Jillian | Associate Professor | Full-time | 40% | 40% | 20% | 100% | 6 | 0 | 0 | 0 | 0 | 0 | 2 | 0 | 2 | 0 | 0 | \$78,290 | | | x | x | |
| College of the Arts | Art | Fernando,Fleurette S | Instructional Assistant Professor | Full-time | 0% | 40% | 60% | 100% | 0 | 0 | 0 | 1 | 0 | 0 | 0 | 0 | 1 | 1 | 0 | \$71,146 | | | x | | |
| College of the Arts | Art | Frankfort,Dana M | Assistant Professor | Full-time | 40% | 40% | 20% | 100% | 2 | 1 | 0 | 0 | 0 | 0 | 2 | 1 | 1 | 0 | 0 | \$72,873 | | | | x | |
| College of the Arts | Art | Hagmann,Sibylle | Professor | Full-time | 40% | 40% | 20% | 100% | 2 | 1 | 0 | 0 | 0 | 0 | 3 | 0 | 0 | 0 | 0 | \$97,898 | | | | x | |
| College of the Arts | Art | Hanna,John H | Associate Professor | Full-time | 40% | 40% | 20% | 100% | 3 | 1 | 0 | 0 | 0 | 0 | 3 | 1 | 0 | 0 | 0 | \$73,452 | | | | x | |
| College of the Arts | Art | Harren,Natilee O | Assistant Professor | Full-time | 50% | 30% | 20% | 100% | 0 | 0 | 0 | 1 | 0 | 0 | 2 | 0 | 2 | 1 | 0 | \$73,728 | | | x | | |
| College of the Arts | Art | Hecker,Rachel G | Associate Professor | Full-time | 50% | 30% | 20% | 100% | 0 | 0 | 0 | 1 | 0 | 0 | 4 | 1 | 1 | 0 | 0 | \$76,413 | | | | x | |
| College of the Arts | Art | Hillerbrand,Stephan C | Associate Professor | Full-time | 40% | 40% | 20% | 100% | 2 | 0 | 1 | 0 | 0 | 0 | 2 | 0 | 0 | 0 | 0 | \$95,906 | | | | x | |
| College of the Arts | Art | Kenny,Devin Kaif | Lecturer | Full-time | 0% | 100% | 0% | 100% | 3 | 0 | 0 | 0 | 0 | 0 | 0 | 0 | 0 | 0 | 0 | \$20,000 | | | | x | |
| College of the Arts | Art | Kim,Yoonkyung | Assistant Professor | Full-time | 40% | 40% | 20% | 100% | 0 | 0 | 0 | 0 | 0 | 0 | 3 | 0 | 0 | 0 | 0 | \$65,138 | | | x | | |
| College of the Arts | Art | Kittelton,Paul A | Associate Professor | Full-time | 40% | 40% | 20% | 100% | 3 | 0 | 1 | 0 | 0 | 0 | 7 | 0 | 1 | 0 | 0 | \$77,072 | | | | x | |
| College of the Arts | Art | Koontz,Rex A | Professor | Full-time | 40% | 40% | 20% | 100% | 2 | 0 | 2 | 2 | 0 | 0 | 2 | 1 | 1 | 2 | 0 | \$102,948 | | | | x | |
| College of the Arts | Art | Lowe,Rick | Professor | Full-time | 40% | 40% | 20% | 100% | 2 | 2 | 2 | 1 | 0 | 0 | 0 | 0 | 1 | 0 | 0 | \$121,886 | | | | x | |
| College of the Arts | Art | Matijcio,Steven Michael | Research Assistant Professor | Full-time | 100% | 0% | 0% | 100% | 0 | 0 | 0 | 0 | 0 | 0 | 0 | 0 | 0 | 0 | 0 | \$100,000 | | | | x | |
| College of the Arts | Art | Mayer,Anna W | Assistant Professor | Full-time | 40% | 40% | 20% | 100% | 2 | 0 | 0 | 1 | 0 | 0 | 5 | 0 | 0 | 0 | 0 | \$63,176 | | | x | x | |
| College of the Arts | Art | McGettigan,Fiona | Associate Professor | Full-time | 40% | 30% | 30% | 100% | 1 | 0 | 2 | 0 | 0 | 0 | 2 | 1 | 0 | 0 | 0 | \$77,329 | | | | x | |
| College of the Arts | Art | Meza,Abinadi | Associate Professor | Full-time | 40% | 40% | 20% | 100% | 3 | 0 | 1 | 0 | 0 | 0 | 3 | 0 | 1 | 0 | 0 | \$87,539 | | | | x | |
| College of the Arts | Art | Montoya,Delilah | Professor | Full-time | 40% | 40% | 20% | 100% | 2 | 1 | 1 | 0 | 0 | 0 | 1 | 1 | 1 | 0 | 0 | \$97,021 | | | | x | |
| College of the Arts | Art | Nevitt Jr,Hugh R | Associate Professor | Full-time | 50% | 30% | 20% | 100% | 2 | 0 | 0 | 0 | 0 | 0 | 0 | 0 | 0 | 0 | 0 | \$72,011 | | | | x | |
| College of the Arts | Art | Parazette,Aaron | Professor | Full-time | 40% | 40% | 20% | 100% | 4 | 1 | 1 | 0 | 0 | 0 | 2 | 1 | 0 | 0 | 0 | \$95,213 | | | | x | |
| College of the Arts | Art | Pollitzer,David | Associate Professor | Full-time | 20% | 40% | 40% | 100% | 0 | 0 | 1 | 0 | 0 | 0 | 1 | 0 | 0 | 0 | 0 | \$82,355 | | | | x | |
| College of the Arts | Art | Prosperetti,Leopoldine | Instructional Professor | Full-time | 0% | 80% | 20% | 100% | 1 | 0 | 1 | 0 | 0 | 0 | 1 | 0 | 1 | 0 | 0 | \$53,624 | | | x | | |
| College of the Arts | Art | Reed,John G | Professor | Full-time | 40% | 40% | 20% | 100% | 1 | 0 | 1 | 1 | 0 | 0 | 0 | 0 | 1 | 1 | 0 | \$112,761 | | | | x | |
| College of the Arts | Art | Rubinstein,Raphael | Professor | Full-time | 40% | 40% | 20% | 100% | 0 | 0 | 0 | 0 | 0 | 0 | 2 | 0 | 3 | 0 | 0 | \$98,984 | | | | x | |
| College of the Arts | Art | Steinhoff,Judith | Associate Professor | Full-time | 40% | 40% | 20% | 100% | 2 | 0 | 1 | 0 | 0 | 0 | 1 | 0 | 1 | 0 | 0 | \$74,500 | | | | x | |
| College of the Arts | Art | Unikel,Joshua | Assistant Professor | Full-time | 40% | 40% | 20% | 100% | 3 | 0 | 0 | 0 | 0 | 0 | 1 | 0 | 1 | 0 | 0 | \$62,500 | | | x | | |
| College of the Arts | Music | Barton,Mark | Instructional Associate Professor | Full-time | 0% | 80% | 20% | 100% | 1 | 5 | 1 | 0 | 0 | 0 | 0 | 2 | 0 | 0 | 0 | \$50,271 | | | | x | |
| College of the Arts | Music | Benzer,John M | Lecturer | Full-time | 0% | 100% | 0% | 100% | 3 | 0 | 0 | 1 | 0 | 0 | 4 | 0 | 0 | 0 | 0 | \$57,656 | | x | | x | |
| College of the Arts | Music | Bertagnoli,Paul A | Associate Professor | Full-time | 40% | 40% | 20% | 100% | 1 | 0 | 1 | 1 | 0 | 0 | 1 | 0 | 2 | 1 | 0 | \$78,741 | | | | x | |
| College of the Arts | Music | Clayton Vasquez,Cynthia L | Professor | Full-time | 40% | 40% | 20% | 100% | 0 | 4 | 0 | 3 | 0 | 0 | 0 | 4 | 0 | 3 | 0 | \$93,040 | | | | x | |
| College of the Arts | Music | Crappell,Courtney | Professor | Full-time | 40% | 0% | 60% | 100% | 0 | 0 | 0 | 0 | 0 | 0 | 0 | 0 | 0 | 0 | 0 | \$96,947 | | | x | x | |
| College of the Arts | Music | Dirst,Matthew C | Professor | Full-time | 100% | 0% | 0% | 100% | 0 | 0 | 0 | 0 | 0 | 0 | 0 | 0 | 0 | 0 | 0 | \$47,409 | | | | x | |
| College of the Arts | Music | Evans,Joseph | Professor | Full-time | 40% | 40% | 20% | 100% | 1 | 5 | 2 | 7 | 0 | 0 | 2 | 6 | 0 | 4 | 0 | \$120,915 | | | | x | |
| College of the Arts | Music | Gelok,Daniel C | Instructional Associate Professor | Full-time | 0% | 80% | 20% | 100% | 0 | 5 | 0 | 3 | 0 | 0 | 0 | 8 | 0 | 3 | 0 | \$50,361 | | | x | | |

Faculty Workload Report - Fall 2019 and Spring 2020

KEY: UG - Undergraduate Class; GR - Graduate Class; SP - Special Professional Class; ORG - Organized Class; NON - Non Organized Class

| COLLEGE NAME | DEPARTMENT/UNIT | FACULTY NAME | FACULTY TITLE/RANK | FT/PT | AY 19-20 Percent (%) Effort | | | | # Classes Taught Fall 2019 | | | | | | # Classes Taught Spring 2020 | | | | | | Funding Source | | | | |
|---------------------|--------------------------|----------------------------|-----------------------------------|-----------|-----------------------------|------------------------|---------|------------------|----------------------------|-----|-----|-----|-----|-----|------------------------------|-----|-----|-----|-----|-----------|----------------|------|-------|-------|-------|
| | | | | | Research & Scholarship | Teaching & Instruction | Service | Total (%) Effort | UG | | GR | | SP | | UG | | GR | | SP | | Salary | Gift | Grant | Local | State |
| | | | | | | | | | ORG | NON | ORG | NON | ORG | NON | ORG | NON | ORG | NON | ORG | NON | | | | | |
| College of the Arts | Music | Grabiec,Andrzej | Professor | Full-time | 40% | 40% | 20% | 100% | 0 | 6 | 0 | 4 | 0 | 0 | 1 | 3 | 0 | 5 | 0 | 0 | \$111,916 | | | | x |
| College of the Arts | Music | Hansen,Erin Melissa | Assistant Professor | Full-time | 40% | 40% | 20% | 100% | 3 | 0 | 0 | 0 | 0 | 0 | 2 | 0 | 0 | 0 | 0 | \$68,736 | | | | x | |
| College of the Arts | Music | Harvey,Raymond Curtis | Clinical Assoc Prof | Full-time | 0% | 80% | 20% | 100% | 0 | 0 | 0 | 1 | 0 | 0 | 0 | 0 | 0 | 2 | 0 | 0 | \$82,574 | | | | x |
| College of the Arts | Music | Hausmann,Charles S | Professor | Full-time | 40% | 30% | 30% | 100% | 2 | 0 | 1 | 0 | 0 | 0 | 1 | 0 | 0 | 0 | 0 | \$70,447 | | | | x | |
| College of the Arts | Music | Hester,Timothy E | Professor | Full-time | 40% | 40% | 20% | 100% | 2 | 4 | 2 | 9 | 0 | 0 | 1 | 4 | 2 | 7 | 0 | \$126,885 | | | | x | |
| College of the Arts | Music | Jones,Timothy J | Professor | Full-time | 40% | 40% | 20% | 100% | 0 | 4 | 0 | 2 | 0 | 0 | 0 | 5 | 0 | 3 | 0 | \$102,070 | | | x | x | |
| College of the Arts | Music | Kastner,Julie D | Associate Professor | Full-time | 40% | 40% | 20% | 100% | 1 | 0 | 0 | 1 | 0 | 0 | 1 | 0 | 2 | 0 | 0 | \$81,459 | | | | x | |
| College of the Arts | Music | Koozin,Timothy | Professor | Full-time | 40% | 40% | 20% | 100% | 1 | 1 | 2 | 2 | 0 | 0 | 1 | 0 | 1 | 3 | 0 | \$98,810 | | | | x | |
| College of the Arts | Music | Krager,Franz A | Professor | Full-time | 40% | 40% | 20% | 100% | 1 | 0 | 3 | 6 | 0 | 0 | 1 | 0 | 3 | 4 | 0 | \$97,680 | | | | x | |
| College of the Arts | Music | Kubos,Cameron Kade | Visiting Assistant Professor | Full-time | 0% | 100% | 0% | 100% | 4 | 0 | 1 | 0 | 0 | 0 | 3 | 0 | 0 | 0 | 0 | \$56,186 | | | | x | |
| College of the Arts | Music | Lange,Barbara Rose | Professor | Full-time | 40% | 40% | 20% | 100% | 1 | 0 | 1 | 2 | 0 | 0 | 0 | 0 | 2 | 0 | 0 | \$84,579 | | | | x | |
| College of the Arts | Music | Lee, Ji Yeon | Assistant Professor | Full-time | 40% | 40% | 20% | 100% | 6 | 0 | 1 | 0 | 0 | 0 | 8 | 0 | 0 | 0 | 0 | \$61,147 | | | | x | |
| College of the Arts | Music | LeFevre,Suzanne | Instructional Assistant Professor | Full-time | 0% | 80% | 20% | 100% | 0 | 6 | 1 | 2 | 0 | 0 | 0 | 5 | 1 | 1 | 0 | \$40,863 | | | x | x | |
| College of the Arts | Music | Leonard,Kendra Preston | Visiting Assistant Professor | Full-time | 40% | 40% | 20% | 100% | 0 | 0 | 2 | 0 | 0 | 0 | 2 | 0 | 3 | 0 | 0 | \$40,000 | | | x | | |
| College of the Arts | Music | Marmolejo,Noe J | Associate Professor | Full-time | 40% | 40% | 20% | 100% | 3 | 2 | 1 | 0 | 0 | 0 | 3 | 2 | 1 | 0 | 0 | \$76,524 | | | | x | |
| College of the Arts | Music | Maroney,Marcus K | Associate Professor | Full-time | 40% | 40% | 20% | 100% | 1 | 2 | 0 | 0 | 0 | 0 | 1 | 4 | 1 | 1 | 0 | \$70,889 | | | x | | |
| College of the Arts | Music | Meals,Cory Dewitt | Assistant Professor | Full-time | 40% | 40% | 20% | 100% | 1 | 2 | 1 | 0 | 0 | 0 | 0 | 2 | 0 | 1 | 0 | \$60,000 | | | | x | |
| College of the Arts | Music | Morgulis,Tali | Associate Professor | Full-time | 40% | 40% | 20% | 100% | 0 | 6 | 0 | 4 | 0 | 0 | 0 | 6 | 0 | 5 | 0 | \$75,520 | | | | x | |
| College of the Arts | Music | Mueller,Jebediah Lee | Associate Professor | Full-time | 40% | 40% | 20% | 100% | 5 | 0 | 1 | 4 | 0 | 0 | 0 | 0 | 2 | 0 | 0 | \$76,056 | | | | x | |
| College of the Arts | Music | Murphy,Nancy Elizabeth | Assistant Professor | Full-time | 40% | 40% | 20% | 100% | 2 | 0 | 1 | 0 | 0 | 0 | 2 | 0 | 1 | 0 | 0 | \$63,120 | | | x | | |
| College of the Arts | Music | Pollack,Howard J | Professor | Full-time | 60% | 20% | 20% | 100% | 0 | 0 | 2 | 2 | 0 | 0 | 1 | 0 | 0 | 2 | 0 | \$134,318 | | | | x | |
| College of the Arts | Music | Pradvand,Dana S | Professor of Practice | Full-time | 0% | 80% | 20% | 100% | 0 | 0 | 0 | 0 | 0 | 0 | 1 | 0 | 0 | 0 | 0 | \$75,000 | | | x | | |
| College of the Arts | Music | Robinson,Daryl Allen | Assistant Professor | Full-time | 40% | 40% | 20% | 100% | 0 | 0 | 1 | 5 | 0 | 0 | 0 | 1 | 0 | 3 | 0 | \$62,520 | | | | x | |
| College of the Arts | Music | Ross,Arnold C | Professor | Full-time | 40% | 40% | 20% | 100% | 1 | 1 | 2 | 1 | 0 | 0 | 2 | 0 | 3 | 0 | 0 | \$106,102 | | | | x | |
| College of the Arts | Music | Saradjian,Vagram | Professor | Full-time | 40% | 40% | 20% | 100% | 0 | 7 | 0 | 3 | 0 | 0 | 0 | 0 | 0 | 0 | 0 | \$89,269 | | | | x | |
| College of the Arts | Music | Smith,Robert Thomas | Professor | Full-time | 40% | 40% | 20% | 100% | 1 | 4 | 1 | 2 | 0 | 0 | 1 | 1 | 1 | 2 | 0 | \$91,525 | | | | x | |
| College of the Arts | Music | Snyder,John L | Professor | Full-time | 40% | 40% | 20% | 100% | 5 | 0 | 1 | 1 | 0 | 0 | 7 | 0 | 1 | 1 | 0 | \$89,146 | | | | x | |
| College of the Arts | Music | Sonnenberg,Melanie | Professor | Full-time | 40% | 40% | 20% | 100% | 1 | 3 | 1 | 3 | 0 | 0 | 0 | 4 | 1 | 3 | 0 | \$119,817 | | | | x | |
| College of the Arts | Music | Staupe,Andrew Paul | Assistant Professor | Full-time | 40% | 40% | 20% | 100% | 0 | 3 | 0 | 1 | 0 | 0 | 0 | 4 | 0 | 2 | 0 | \$63,500 | | | | x | |
| College of the Arts | Music | Suits,Brian J | Instructional Associate Professor | Full-time | 0% | 80% | 20% | 100% | 2 | 1 | 2 | 0 | 0 | 0 | 2 | 1 | 1 | 0 | 0 | \$56,560 | | | x | | |
| College of the Arts | Music | Van Kekerix,Todd Evan | Lecturer | Full-time | 0% | 100% | 0% | 100% | 7 | 1 | 1 | 1 | 0 | 0 | 3 | 0 | 2 | 2 | 0 | \$54,000 | | | | x | |
| College of the Arts | Music | Vasquez,Hector A | Instructional Assistant Professor | Full-time | 0% | 80% | 20% | 100% | 0 | 4 | 0 | 1 | 0 | 0 | 0 | 3 | 0 | 1 | 0 | \$40,863 | | | x | | |
| College of the Arts | Music | Warren,Paul Alexander | Instructional Assistant Professor | Full-time | 0% | 80% | 20% | 100% | 2 | 2 | 0 | 0 | 0 | 0 | 3 | 1 | 0 | 0 | 0 | \$52,611 | | | | x | |
| College of the Arts | Music | Weber,Mary E | Professor | Full-time | 40% | 40% | 20% | 100% | 2 | 0 | 2 | 4 | 0 | 0 | 2 | 0 | 2 | 6 | 0 | \$107,400 | | | | x | |
| College of the Arts | Music | Wheeler,Lawrence B | Associate Professor | Full-time | 40% | 40% | 20% | 100% | 2 | 0 | 0 | 0 | 0 | 0 | 2 | 0 | 0 | 0 | 0 | \$56,095 | | | | x | |
| College of the Arts | Music | White,David A | Professor | Full-time | 60% | 20% | 20% | 100% | 1 | 2 | 0 | 1 | 0 | 0 | 1 | 2 | 1 | 2 | 0 | \$163,611 | | | | x | |
| College of the Arts | Music | Whittaker,Dennis J | Instructional Assistant Professor | Full-time | 0% | 80% | 20% | 100% | 0 | 6 | 0 | 2 | 0 | 0 | 0 | 5 | 1 | 1 | 0 | \$40,863 | | | x | | |
| College of the Arts | Music | Wilkins,Blake M | Professor | Full-time | 40% | 40% | 20% | 100% | 1 | 3 | 0 | 0 | 0 | 0 | 1 | 3 | 0 | 0 | 0 | \$106,283 | | | | x | |
| College of the Arts | Music | Yon,Kirsten A | Associate Professor | Full-time | 40% | 40% | 20% | 100% | 0 | 5 | 1 | 8 | 0 | 0 | 0 | 8 | 0 | 8 | 0 | \$108,203 | | | | x | |
| College of the Arts | Music | Zhu,Ying | Lecturer | Full-time | 0% | 0% | 100% | 100% | 0 | 0 | 0 | 0 | 0 | 0 | 2 | 0 | 0 | 0 | 0 | \$40,000 | | | x | x | |
| College of the Arts | Theatre | Beasant III III,John J | Assistant Professor | Full-time | 40% | 40% | 20% | 100% | 1 | 2 | 0 | 0 | 0 | 0 | 1 | 2 | 0 | 0 | 0 | \$69,072 | | | | x | |
| College of the Arts | Theatre | Boone,Carolyn Houston | Associate Professor | Full-time | 40% | 40% | 20% | 100% | 3 | 0 | 0 | 0 | 0 | 0 | 2 | 1 | 0 | 0 | 0 | \$73,797 | | | | x | |
| College of the Arts | Theatre | Bush,Rachel R | Instructional Associate Professor | Full-time | 0% | 50% | 50% | 100% | 3 | 1 | 0 | 0 | 0 | 0 | 3 | 0 | 0 | 0 | 0 | \$83,203 | | | | x | |
| College of the Arts | Theatre | Chapman,Matthieu Aaron | Assistant Professor | Full-time | 40% | 40% | 20% | 100% | 1 | 0 | 1 | 2 | 0 | 0 | 1 | 0 | 0 | 3 | 0 | \$63,198 | | | | x | |
| College of the Arts | Theatre | Chapman,Teresa Lynn | Associate Professor | Full-time | 40% | 40% | 20% | 100% | 1 | 1 | 0 | 0 | 0 | 0 | 1 | 3 | 0 | 0 | 0 | \$76,341 | | | | x | |
| College of the Arts | Theatre | Cooper,Charles G | Instructional Assistant Professor | Full-time | 0% | 50% | 50% | 100% | 3 | 3 | 0 | 0 | 0 | 0 | 0 | 4 | 0 | 0 | 0 | \$76,497 | | | | x | |
| College of the Arts | Theatre | Ferraroni,Jessica | Instructional Assistant Professor | Full-time | 0% | 50% | 50% | 100% | 2 | 0 | 0 | 0 | 0 | 0 | 2 | 1 | 0 | 0 | 0 | \$75,149 | | | | x | |
| College of the Arts | Theatre | Jackson,Nicholas Fredrick | Assistant Professor | Full-time | 40% | 40% | 20% | 100% | 1 | 0 | 3 | 0 | 0 | 0 | 1 | 0 | 3 | 0 | 0 | \$65,000 | | | | x | |
| College of the Arts | Theatre | Johnson,James B | Professor | Full-time | 40% | 40% | 20% | 100% | 2 | 1 | 1 | 0 | 0 | 0 | 1 | 0 | 1 | 1 | 0 | \$93,550 | | | | x | |
| College of the Arts | Theatre | Kearns,Casey | Assistant Professor | Full-time | 40% | 40% | 20% | 100% | 4 | 3 | 0 | 0 | 0 | 0 | 5 | 1 | 0 | 0 | 0 | \$71,625 | | | | x | |
| College of the Arts | Theatre | Niederer,Barbara | Instructional Associate Professor | Full-time | 0% | 50% | 50% | 100% | 0 | 0 | 4 | 0 | 0 | 0 | 1 | 1 | 3 | 1 | 0 | \$61,508 | | | | x | |
| College of the Arts | Theatre | Noble,Adam S | Associate Professor | Full-time | 40% | 40% | 20% | 100% | 2 | 1 | 1 | 0 | 0 | 0 | 0 | 0 | 1 | 1 | 0 | \$76,936 | | | | x | |
| College of the Arts | Theatre | Ostrow,Stuart | Professor | Full-time | 40% | 40% | 20% | 100% | 2 | 0 | 0 | 0 | 0 | 0 | 2 | 0 | 0 | 0 | 0 | \$111,413 | | | | x | |
| College of the Arts | Theatre | Rebeck,Theresa J | Distinguished Univ Professor | Full-time | 0% | 100% | 0% | 100% | 0 | 0 | 0 | 0 | 0 | 0 | 1 | 0 | 0 | 0 | 0 | \$75,000 | x | | | | |
| College of the Arts | Theatre | Rigdon,Kevin L | Professor | Full-time | 40% | 40% | 20% | 100% | 1 | 1 | 3 | 0 | 0 | 0 | 0 | 1 | 3 | 1 | 0 | \$97,666 | | | | x | |
| College of the Arts | Theatre | Shimko,Robert B | Associate Professor | Full-time | 30% | 30% | 40% | 100% | 2 | 2 | 1 | 1 | 0 | 0 | 2 | 3 | 1 | 0 | 0 | \$87,771 | | | | x | |
| College of the Arts | Theatre | Stokes,Karen E | Professor | Full-time | 50% | 30% | 20% | 100% | 0 | 0 | 0 | 0 | 0 | 0 | 2 | 0 | 0 | 0 | 0 | \$98,642 | | | | x | |
| College of the Arts | Theatre | Valle,Toni Leago | Professor of Practice | Full-time | 0% | 50% | 50% | 100% | 3 | 0 | 0 | 0 | 0 | 0 | 3 | 2 | 0 | 0 | 0 | \$40,000 | | | | x | |
| College of the Arts | Theatre | Valls,Rebecca B | Associate Professor | Full-time | 40% | 40% | 20% | 100% | 3 | 0 | 0 | 0 | 0 | 0 | 2 | 1 | 0 | 0 | 0 | \$73,593 | | | | x | |
| College of the Arts | Theatre | Verheyen PhD,Claremarie H | Associate Professor | Full-time | 40% | 40% | 20% | 100% | 3 | 0 | 0 | 0 | 0 | 0 | 3 | 0 | 0 | 0 | 0 | \$72,621 | | | | x | |
| College of the Arts | Theatre | Wallace,Steven W. | Professor | Full-time | 40% | 40% | 20% | 100% | 3 | 0 | 0 | 0 | 0 | 0 | 3 | 0 | 0 | 0 | 0 | \$151,914 | | | | x | |
| College of the Arts | Theatre | Ward,Rebecca Rose | Assistant Professor | Full-time | 40% | 40% | 20% | 100% | 1 | 0 | 1 | 1 | 0 | 0 | 2 | 0 | 1 | 0 | 0 | \$65,000 | | | | x | |
| College of the Arts | Theatre | Willson,Paige A | Instructional Associate Professor | Full-time | 0% | 50% | 50% | 100% | 1 | 1 | 2 | 0 | 0 | 0 | 2 | 0 | 1 | 0 | 0 | \$69,387 | | | | x | |
| College of the Arts | Theatre | Young,John M | Professor | Full-time | 40% | 40% | 20% | 100% | 0 | 0 | 0 | 2 | 0 | 0 | 0 | 0 | 3 | 0 | 0 | \$97,353 | | | | x | |
| Education | Curriculum & Instruction | Alarcon,Jeannette Driscoll | Associate Professor | Full-time | 50% | 30% | 20% | 100% | 0 | 0 | 1 | 0 | 0 | 0 | 0 | 2 | 0 | 0 | 0 | \$90,000 | | | | x | |
| Education | Curriculum & Instruction | Alba,Celeste | Clinical Asst Prof | Full-time | 0% | 100% | 0% | 100% | 4 | 0 | 0 | 0 | 0 | 0 | 4 | 0 | 0 | 0 | 0 | \$61,500 | | | | x | |
| Education | Curriculum & Instruction | Andrews,Nicole M | Associate Professor | Full-time | 40% | 40% | 20% | 100% | 0 | 0 | 3 | 3 | 0 | 0 | 0 | 0 | 2 | 4 | 0 | \$69,542 | | | | x | |
| Education | Curriculum & Instruction | Avellaneda,Eulises | Clinical Asst Prof | Full-time | 10% | 70% | 20% | 100% | 3 | 0 | 0 | 0 | 0 | 0 | 4 | 0 | 0 | 0 | 0 | \$61,500 | | | x | x | |

Faculty Workload Report - Fall 2019 and Spring 2020

KEY: UG - Undergraduate Class; GR - Graduate Class; SP - Special Professional Class; ORG - Organized Class; NON - Non Organized Class

| COLLEGE NAME | DEPARTMENT/UNIT | FACULTY NAME | FACULTY TITLE/RANK | FT/PT | AY 19-20 Percent (%) Effort | | | | # Classes Taught Fall 2019 | | | | | | # Classes Taught Spring 2020 | | | | | | Funding Source | | | | |
|--------------|--------------------------------|------------------------------|------------------------------|-----------|-----------------------------|------------------------|---------|------------------|----------------------------|-----|-----|-----|-----|-----|------------------------------|-----|-----|-----|-----|-----------|----------------|------|-------|-------|-------|
| | | | | | Research & Scholarship | Teaching & Instruction | Service | Total (%) Effort | UG | | GR | | SP | | UG | | GR | | SP | | Salary | Gift | Grant | Local | State |
| | | | | | | | | | ORG | NON | ORG | NON | ORG | NON | ORG | NON | ORG | NON | ORG | NON | | | | | |
| Education | Curriculum & Instruction | Brower,Samuel Richard | Clinical Assoc Prof | Full-time | 0% | 70% | 30% | 100% | 4 | 0 | 1 | 2 | 0 | 0 | 3 | 1 | 1 | 1 | 0 | 0 | \$65,342 | | | | x |
| Education | Curriculum & Instruction | Burris,Justin T | Clinical Asst Prof | Full-time | 0% | 80% | 20% | 100% | 4 | 0 | 1 | 0 | 0 | 4 | 0 | 1 | 0 | 0 | 0 | \$124,200 | | | x | | |
| Education | Curriculum & Instruction | Chauvot,Jennifer B | Associate Professor | Full-time | 40% | 30% | 30% | 100% | 1 | 0 | 1 | 1 | 0 | 0 | 0 | 0 | 2 | 2 | 0 | 0 | \$96,121 | | | | x |
| Education | Curriculum & Instruction | Chung,Sheng Kuan | Professor | Full-time | 40% | 40% | 20% | 100% | 1 | 0 | 2 | 2 | 0 | 1 | 0 | 2 | 3 | 0 | 0 | \$90,944 | | | | x | |
| Education | Curriculum & Instruction | Cooper,Jane McIntosh | Clinical Asst Prof | Full-time | 0% | 80% | 20% | 100% | 6 | 0 | 1 | 1 | 0 | 0 | 3 | 0 | 2 | 0 | 0 | \$61,500 | | | | x | |
| Education | Curriculum & Instruction | Culpepper,Shea Mosley | Clinical Professor | Full-time | 0% | 60% | 40% | 100% | 2 | 12 | 0 | 0 | 0 | 2 | 8 | 0 | 0 | 0 | 0 | \$78,131 | | | | x | |
| Education | Curriculum & Instruction | Cutler,Carrie Sybil | Clinical Asst Prof | Full-time | 0% | 80% | 20% | 100% | 5 | 0 | 1 | 0 | 0 | 4 | 0 | 0 | 0 | 0 | 0 | \$62,100 | | | | x | |
| Education | Curriculum & Instruction | Davanon,Suzanne E | Clinical Assoc Prof | Full-time | 0% | 80% | 20% | 100% | 4 | 0 | 0 | 0 | 0 | 3 | 0 | 1 | 0 | 0 | 0 | \$58,066 | | | | x | |
| Education | Curriculum & Instruction | Dogan,Bulent | Clinical Asst Prof | Full-time | 0% | 80% | 20% | 100% | 2 | 0 | 4 | 0 | 0 | 2 | 0 | 2 | 0 | 0 | 0 | \$61,500 | | | x | | |
| Education | Curriculum & Instruction | Domjan,Heather N. | Clinical Assoc Prof | Full-time | 0% | 60% | 40% | 100% | 3 | 0 | 0 | 0 | 0 | 3 | 0 | 0 | 0 | 0 | 0 | \$66,729 | | | | x | |
| Education | Curriculum & Instruction | Ford,Haley Michelle Grimland | Lecturer | Full-time | 0% | 100% | 0% | 100% | 0 | 0 | 0 | 0 | 0 | 4 | 0 | 1 | 0 | 0 | 0 | \$50,000 | | | | x | |
| Education | Curriculum & Instruction | Freiberg,Harvey Jerome | Professor | Full-time | 40% | 40% | 20% | 100% | 0 | 0 | 2 | 0 | 0 | 0 | 0 | 2 | 1 | 0 | 0 | \$167,575 | | | | x | |
| Education | Curriculum & Instruction | Gist,Conra D. | Associate Professor | Full-time | 60% | 20% | 20% | 100% | 0 | 0 | 1 | 0 | 0 | 0 | 0 | 1 | 0 | 0 | 0 | \$95,000 | | | | x | |
| Education | Curriculum & Instruction | Golabbakhsh,Yunes | Lecturer | Full-time | 0% | 80% | 20% | 100% | 4 | 0 | 0 | 0 | 0 | 4 | 0 | 0 | 0 | 0 | 0 | \$54,000 | | | | x | |
| Education | Curriculum & Instruction | Gronseth,Susie L B | Clinical Assoc Prof | Full-time | 10% | 70% | 20% | 100% | 0 | 0 | 3 | 0 | 0 | 0 | 0 | 3 | 0 | 0 | 0 | \$66,717 | | | | x | |
| Education | Curriculum & Instruction | Hale,Margaret Ann | Clinical Professor | Full-time | 0% | 60% | 40% | 100% | 1 | 0 | 1 | 0 | 0 | 1 | 0 | 1 | 0 | 0 | 0 | \$77,822 | | | | x | |
| Education | Curriculum & Instruction | Hausmann,Robert Carl | Clinical Assoc Prof | Full-time | 0% | 70% | 30% | 100% | 0 | 0 | 4 | 2 | 0 | 0 | 0 | 4 | 1 | 0 | 0 | \$66,625 | | | | x | |
| Education | Curriculum & Instruction | Ho,Tzu Ying | Lecturer | Full-time | 0% | 100% | 0% | 100% | 1 | 0 | 0 | 0 | 0 | 0 | 1 | 0 | 0 | 0 | 0 | \$50,000 | | | x | x | |
| Education | Curriculum & Instruction | Hutchison,Laveria F | Associate Professor | Full-time | 40% | 40% | 20% | 100% | 0 | 0 | 3 | 2 | 0 | 0 | 0 | 3 | 2 | 0 | 0 | \$85,785 | | | | x | |
| Education | Curriculum & Instruction | Jimerson,Lanette Valena | Assistant Professor | Full-time | 50% | 30% | 20% | 100% | 1 | 0 | 0 | 0 | 0 | 0 | 0 | 2 | 0 | 0 | 0 | \$75,000 | | | | x | |
| Education | Curriculum & Instruction | Lee,Mimi Miyoung | Professor | Full-time | 40% | 40% | 20% | 100% | 0 | 0 | 1 | 4 | 0 | 0 | 0 | 1 | 3 | 0 | 0 | \$101,266 | | | | x | |
| Education | Curriculum & Instruction | Li,Miao | Assistant Professor | Full-time | 50% | 30% | 20% | 100% | 0 | 0 | 2 | 0 | 0 | 0 | 0 | 2 | 0 | 0 | 0 | \$76,125 | | | | x | |
| Education | Curriculum & Instruction | McNeil,Sara G | Associate Professor | Full-time | 40% | 40% | 20% | 100% | 0 | 0 | 1 | 4 | 0 | 0 | 0 | 4 | 4 | 0 | 0 | \$87,718 | | | | x | |
| Education | Curriculum & Instruction | Mountain,Mignonette H | Professor | Full-time | 40% | 0% | 60% | 100% | 0 | 0 | 0 | 0 | 0 | 0 | 0 | 0 | 0 | 0 | 0 | \$95,645 | | | | x | |
| Education | Curriculum & Instruction | Ramsey,John M | Associate Professor | Full-time | 40% | 40% | 20% | 100% | 4 | 0 | 2 | 1 | 0 | 0 | 3 | 0 | 2 | 3 | 0 | \$78,070 | | | | x | |
| Education | Curriculum & Instruction | Reis,Nancy | Lecturer | Full-time | 0% | 100% | 0% | 100% | 3 | 0 | 0 | 0 | 0 | 6 | 0 | 0 | 0 | 0 | 0 | \$50,000 | | | x | | |
| Education | Curriculum & Instruction | Snead,Lauren Oropeza | Lecturer | Full-time | 0% | 100% | 0% | 100% | 2 | 0 | 0 | 0 | 0 | 2 | 1 | 1 | 0 | 0 | 0 | \$50,000 | | | | x | |
| Education | Curriculum & Instruction | Tajani,Neelofer A | Lecturer | Full-time | 0% | 100% | 0% | 100% | 4 | 0 | 0 | 0 | 0 | 4 | 0 | 0 | 0 | 0 | 0 | \$50,000 | | | | x | |
| Education | Curriculum & Instruction | Taylor,Felicia | Lecturer | Full-time | 0% | 100% | 0% | 100% | 4 | 0 | 0 | 0 | 0 | 4 | 0 | 0 | 0 | 0 | 0 | \$50,000 | | | x | | |
| Education | Curriculum & Instruction | Thomas,Dustine J | Clinical Asst Prof | Full-time | 0% | 80% | 20% | 100% | 6 | 0 | 0 | 0 | 0 | 4 | 0 | 0 | 0 | 0 | 0 | \$61,500 | | | | x | |
| Education | Curriculum & Instruction | Thompson,Amber M | Clinical Assoc Prof | Full-time | 0% | 40% | 60% | 100% | 3 | 8 | 0 | 1 | 0 | 0 | 2 | 7 | 1 | 1 | 0 | \$73,587 | | | | x | |
| Education | Curriculum & Instruction | Turchi,Laura | Assistant Professor | Full-time | 40% | 40% | 20% | 100% | 2 | 0 | 1 | 2 | 0 | 0 | 1 | 1 | 2 | 0 | 0 | \$80,510 | | | | x | |
| Education | Curriculum & Instruction | Tyson,Eleanore S | Clinical Professor | Full-time | 0% | 80% | 20% | 100% | 4 | 0 | 0 | 0 | 0 | 3 | 0 | 1 | 0 | 0 | 0 | \$69,464 | | | | x | |
| Education | Curriculum & Instruction | White,Cameron Scott | Professor | Full-time | 40% | 40% | 20% | 100% | 0 | 0 | 2 | 6 | 0 | 0 | 0 | 2 | 5 | 0 | 0 | \$120,773 | | | | x | |
| Education | Curriculum & Instruction | Wilson,Jahnette | Clinical Professor | Full-time | 0% | 80% | 20% | 100% | 2 | 0 | 0 | 0 | 0 | 1 | 1 | 0 | 0 | 0 | 0 | \$73,897 | | | | x | |
| Education | Curriculum & Instruction | Wong,Sissy S | Associate Professor | Full-time | 40% | 20% | 40% | 100% | 1 | 0 | 1 | 1 | 0 | 1 | 0 | 2 | 2 | 0 | 0 | \$83,352 | | | | x | |
| Education | Curriculum & Instruction | Zhang,Jie | Associate Professor | Full-time | 40% | 30% | 30% | 100% | 0 | 0 | 2 | 1 | 0 | 0 | 0 | 2 | 0 | 0 | 0 | \$94,238 | | | | x | |
| Education | Dean, Education | McClellan,Anne | Research Professor | Full-time | 100% | 0% | 0% | 100% | 0 | 0 | 0 | 0 | 0 | 0 | 0 | 0 | 0 | 0 | 0 | \$131,760 | x | | x | x | |
| Education | Ed Leadership & Policy Studies | Butcher,Keith | Clinical Asst Prof | Full-time | 0% | 70% | 30% | 100% | 0 | 0 | 3 | 3 | 0 | 0 | 0 | 5 | 3 | 0 | 0 | \$91,053 | | | x | | |
| Education | Ed Leadership & Policy Studies | Carales,Vincent D | Assistant Professor | Full-time | 50% | 30% | 20% | 100% | 6 | 0 | 1 | 0 | 0 | 0 | 0 | 2 | 0 | 0 | 0 | \$65,600 | | | | x | |
| Education | Ed Leadership & Policy Studies | Carp,Charlotte Lynn | Clinical Asst Prof | Full-time | 0% | 80% | 20% | 100% | 2 | 0 | 2 | 0 | 0 | 2 | 0 | 2 | 0 | 0 | 0 | \$65,000 | | | | x | |
| Education | Ed Leadership & Policy Studies | Davis,Bradley | Associate Professor | Full-time | 40% | 30% | 30% | 100% | 0 | 0 | 0 | 2 | 0 | 0 | 0 | 2 | 4 | 0 | 0 | \$82,000 | | | | x | |
| Education | Ed Leadership & Policy Studies | Davis,Tiffany J | Clinical Asst Prof | Full-time | 0% | 70% | 30% | 100% | 0 | 0 | 2 | 3 | 0 | 0 | 0 | 1 | 4 | 0 | 0 | \$71,750 | | | | x | |
| Education | Ed Leadership & Policy Studies | Freelon,Rhoda | Assistant Professor | Full-time | 50% | 20% | 30% | 100% | 0 | 0 | 0 | 0 | 0 | 0 | 0 | 2 | 0 | 0 | 0 | \$70,000 | | | | x | |
| Education | Ed Leadership & Policy Studies | Gonzalez,Elsa | Assistant Professor | Full-time | 50% | 30% | 20% | 100% | 0 | 0 | 1 | 0 | 0 | 0 | 0 | 1 | 1 | 0 | 0 | \$68,675 | | | | x | |
| Education | Ed Leadership & Policy Studies | Hassett,Kristen Spring | Clinical Assoc Prof | Full-time | 0% | 70% | 30% | 100% | 0 | 0 | 3 | 2 | 0 | 0 | 0 | 3 | 4 | 0 | 0 | \$75,372 | | | | x | |
| Education | Ed Leadership & Policy Studies | Hawkins,Jacqueline McLean | Associate Professor | Full-time | 40% | 30% | 30% | 100% | 0 | 0 | 4 | 1 | 0 | 0 | 0 | 4 | 2 | 0 | 0 | \$162,457 | | | | x | |
| Education | Ed Leadership & Policy Studies | Horn,Catherine Lynn | Professor | Full-time | 50% | 10% | 40% | 100% | 0 | 0 | 0 | 2 | 0 | 0 | 0 | 0 | 3 | 0 | 0 | \$130,032 | | | | x | |
| Education | Ed Leadership & Policy Studies | Johnson PhD,Detra DeVerne | Assistant Professor | Full-time | 50% | 30% | 20% | 100% | 0 | 0 | 2 | 0 | 0 | 0 | 0 | 4 | 0 | 0 | 0 | \$67,000 | | | | x | |
| Education | Ed Leadership & Policy Studies | Kent,Shawn Christopher | Assistant Professor | Full-time | 40% | 40% | 20% | 100% | 1 | 0 | 2 | 2 | 0 | 0 | 1 | 0 | 3 | 2 | 0 | \$68,473 | | | | x | |
| Education | Ed Leadership & Policy Studies | Klussmann,Duncan Foster | Clinical Asst Prof | Full-time | 0% | 80% | 20% | 100% | 0 | 0 | 4 | 1 | 0 | 0 | 0 | 5 | 4 | 0 | 0 | \$86,000 | | | | x | |
| Education | Ed Leadership & Policy Studies | Lopez,Ruth Maria | Assistant Professor | Full-time | 40% | 40% | 20% | 100% | 0 | 0 | 1 | 3 | 0 | 0 | 0 | 2 | 3 | 0 | 0 | \$69,595 | | | | x | |
| Education | Ed Leadership & Policy Studies | McKinney,Lonnie Lyle | Associate Professor | Full-time | 60% | 20% | 20% | 100% | 0 | 0 | 1 | 1 | 0 | 0 | 0 | 0 | 0 | 0 | 0 | \$90,012 | | | | x | |
| Education | Ed Leadership & Policy Studies | Peters-Hawkins,April | Associate Professor | Full-time | 40% | 30% | 30% | 100% | 0 | 0 | 1 | 2 | 0 | 0 | 0 | 2 | 2 | 0 | 0 | \$95,940 | | | | x | |
| Education | Ed Leadership & Policy Studies | Rangel,Virginia | Assistant Professor | Full-time | 40% | 40% | 20% | 100% | 0 | 0 | 2 | 3 | 0 | 0 | 0 | 4 | 3 | 0 | 0 | \$70,987 | | | | x | |
| Education | Ed Leadership & Policy Studies | Reyes,Augustina | Professor | Full-time | 50% | 0% | 50% | 100% | 0 | 0 | 0 | 0 | 0 | 0 | 0 | 0 | 0 | 0 | 0 | \$91,842 | | | | x | |
| Education | Ed Leadership & Policy Studies | Santi,Kristi L | Associate Professor | Full-time | 40% | 40% | 20% | 100% | 0 | 0 | 3 | 2 | 0 | 0 | 0 | 4 | 3 | 0 | 0 | \$91,209 | | | | x | |
| Education | Ed Leadership & Policy Studies | Templeton,Toni | Research Scientist | Full-time | 100% | 0% | 0% | 100% | 0 | 0 | 2 | 0 | 0 | 0 | 0 | 0 | 0 | 0 | 0 | \$42,500 | x | | | | |
| Education | Ed Leadership & Policy Studies | Zou,Yali | Professor | Full-time | 40% | 10% | 50% | 100% | 0 | 0 | 0 | 2 | 0 | 0 | 0 | 1 | 4 | 0 | 0 | \$135,355 | | | | x | |
| Education | Educ Leadership & Cultural Stu | Nguyen,An | Clinical Asst Prof | Full-time | 0% | 80% | 20% | 100% | 4 | 0 | 0 | 0 | 0 | 2 | 0 | 0 | 0 | 0 | 0 | \$60,000 | | | | x | |
| Education | PHLS | Aguirre-Munoz,Zenaida | Associate Professor | Full-time | 40% | 40% | 20% | 100% | 1 | 0 | 1 | 0 | 0 | 1 | 0 | 3 | 0 | 0 | 0 | \$97,375 | | | | x | |
| Education | PHLS | Carmack,Chakema | Assistant Professor | Full-time | 40% | 40% | 20% | 100% | 2 | 0 | 1 | 0 | 0 | 2 | 0 | 1 | 0 | 0 | 0 | \$75,032 | | | | x | |
| Education | PHLS | Chen,Tzu-An | Research Assistant Professor | Full-time | 100% | 0% | 0% | 100% | 0 | 0 | 0 | 0 | 0 | 0 | 0 | 0 | 0 | 0 | 0 | \$78,795 | | x | x | x | |
| Education | PHLS | Conston,Toya | Clinical Asst Prof | Full-time | 0% | 80% | 20% | 100% | 2 | 3 | 0 | 0 | 0 | 2 | 3 | 0 | 0 | 0 | 0 | \$55,825 | | | | x | |
| Education | PHLS | Correa-Fernandez,Virmarie | Assistant Professor | Full-time | 50% | 30% | 20% | 100% | 1 | 0 | 0 | 0 | 0 | 1 | 0 | 0 | 0 | 0 | 0 | \$76,117 | | | | x | |
| Education | PHLS | de Dios,Marcel A | Assistant Professor | Full-time | 40% | 40% | 20% | 100% | 0 | 0 | 1 | 2 | 0 | 0 | 0 | 1 | 0 | 0 | 0 | \$76,632 | | | | x | |
| Education | PHLS | Drenner,Kelli Linn | Clinical Asst Prof | Full-time | 0% | 70% | 30% | 100% | 3 | 0 | 0 | 0 | 0 | 3 | 0 | 0 | 0 | 0 | 0 | \$61,316 | | | | x | |
| Education | PHLS | Fan,Weihoa | Associate Professor | Full-time | 40% | 30% | 30% | 100% | 0 | 0 | 3 | 1 | 0 | 0 | 0 | 2 | 1 | 0 | 0 | \$81,940 | | | | x | |

Faculty Workload Report - Fall 2019 and Spring 2020

KEY: UG - Undergraduate Class; GR - Graduate Class; SP - Special Professional Class; ORG - Organized Class; NON - Non Organized Class

| COLLEGE NAME | DEPARTMENT/UNIT | FACULTY NAME | FACULTY TITLE/RANK | FT/PT | AY 19-20 Percent (%) Effort | | | | (# Classes Taught Fall 2019) | | | | | | (# Classes Taught Spring 2020) | | | | | | Funding Source | | | | |
|--------------|------------------------|-----------------------------|-----------------------------------|-----------|-----------------------------|------------------------|---------|------------------|------------------------------|-----|-----|-----|-----|-----|--------------------------------|-----|-----|-----|-----------|-----------|----------------|------|-------|-------|-------|
| | | | | | Research & Scholarship | Teaching & Instruction | Service | Total (%) Effort | UG | | GR | | SP | | UG | | GR | | SP | | Salary | Gift | Grant | Local | State |
| | | | | | | | | | ORG | NON | ORG | NON | ORG | NON | ORG | NON | ORG | NON | ORG | NON | | | | | |
| Education | PHLS | Fedor Amador,Theresa Marie | Clinical Asst Prof | Full-time | 0% | 80% | 20% | 100% | 4 | 0 | 0 | 0 | 0 | 4 | 0 | 0 | 0 | 0 | 0 | \$52,500 | | | | x | |
| Education | PHLS | Frankel,Leslie Ann | Assistant Professor | Full-time | 40% | 40% | 20% | 100% | 2 | 0 | 0 | 0 | 0 | 2 | 0 | 0 | 0 | 0 | 0 | \$70,600 | | | | x | |
| Education | PHLS | Gonzalez,Jorge E | Professor | Full-time | 40% | 40% | 20% | 100% | 0 | 0 | 2 | 2 | 0 | 0 | 0 | 2 | 5 | 0 | 0 | \$122,291 | x | | | x | |
| Education | PHLS | Hill,Rosenda Murillo | Assistant Professor | Full-time | 60% | 10% | 30% | 100% | 1 | 0 | 0 | 0 | 0 | 0 | 0 | 0 | 0 | 0 | 0 | \$73,842 | x | | | x | |
| Education | PHLS | Jones,Sara Jolly | Assistant Professor | Full-time | 40% | 40% | 20% | 100% | 2 | 0 | 0 | 0 | 0 | 1 | 0 | 1 | 0 | 0 | 0 | \$69,567 | | | | x | |
| Education | PHLS | Jordan,Erica F | Clinical Asst Prof | Full-time | 0% | 70% | 30% | 100% | 4 | 0 | 0 | 0 | 0 | 5 | 0 | 0 | 0 | 0 | 0 | \$62,587 | | | | x | |
| Education | PHLS | Kim,Han Joe | Assistant Professor | Full-time | 40% | 40% | 20% | 100% | 0 | 0 | 3 | 1 | 0 | 0 | 0 | 2 | 2 | 0 | 0 | \$71,050 | x | | | x | |
| Education | PHLS | Lee,Jungeun | Clinical Assoc Prof | Full-time | 0% | 80% | 20% | 100% | 0 | 0 | 4 | 0 | 0 | 0 | 0 | 4 | 0 | 0 | 0 | \$67,000 | | x | | x | |
| Education | PHLS | Liu,Yu | Assistant Professor | Full-time | 40% | 40% | 20% | 100% | 0 | 0 | 3 | 1 | 0 | 0 | 0 | 2 | 0 | 0 | 0 | \$69,882 | | | | x | |
| Education | PHLS | Margulis,Milena A | Associate Professor | Full-time | 40% | 30% | 30% | 100% | 0 | 0 | 0 | 5 | 0 | 0 | 0 | 1 | 4 | 0 | 0 | \$85,495 | x | | | x | |
| Education | PHLS | Mire,Sarah Stanford | Associate Professor | Full-time | 40% | 30% | 30% | 100% | 0 | 0 | 2 | 3 | 0 | 0 | 1 | 2 | 3 | 0 | 0 | \$83,461 | | | | x | |
| Education | PHLS | Olvera,Norma E | Professor | Full-time | 60% | 20% | 20% | 100% | 1 | 0 | 0 | 1 | 0 | 0 | 1 | 2 | 0 | 1 | 0 | \$116,157 | | | | x | |
| Education | PHLS | Rab,Saira | Clinical Asst Prof | Full-time | 0% | 80% | 20% | 100% | 4 | 0 | 0 | 0 | 0 | 5 | 0 | 0 | 0 | 0 | 0 | \$52,500 | | | | x | |
| Education | PHLS | Reitzel,Lorraine R | Professor | Full-time | 60% | 0% | 40% | 100% | 0 | 1 | 0 | 0 | 0 | 0 | 1 | 0 | 0 | 0 | 0 | \$140,326 | | | | x | |
| Education | PHLS | Smith,Bradley | Professor | Full-time | 40% | 30% | 30% | 100% | 0 | 1 | 2 | 2 | 0 | 0 | 0 | 2 | 2 | 0 | 0 | \$123,768 | x | | | x | |
| Education | PHLS | Smith,Nathan G | Associate Professor | Full-time | 40% | 10% | 50% | 100% | 1 | 0 | 1 | 2 | 0 | 0 | 0 | 1 | 2 | 0 | 0 | \$103,481 | | | | x | |
| Education | PHLS | Solari Williams,Kayce D. | Clinical Asst Prof | Full-time | 0% | 80% | 20% | 100% | 3 | 3 | 1 | 0 | 0 | 2 | 4 | 0 | 0 | 0 | 0 | \$59,891 | x | | | x | |
| Education | PHLS | Stulmaker,Hayley Lurie | Clinical Asst Prof | Full-time | 0% | 80% | 20% | 100% | 0 | 0 | 3 | 0 | 0 | 0 | 0 | 0 | 0 | 0 | 0 | \$65,000 | | | x | | |
| Education | PHLS | Whitaker,Rachael Gwin | Clinical Asst Prof | Full-time | 0% | 80% | 20% | 100% | 0 | 0 | 4 | 1 | 0 | 0 | 0 | 4 | 1 | 0 | 0 | \$68,675 | | | x | | |
| Education | PHLS | Wiesner,Margit F | Associate Professor | Full-time | 40% | 40% | 20% | 100% | 0 | 0 | 2 | 1 | 0 | 0 | 0 | 2 | 1 | 0 | 0 | \$80,019 | | | | x | |
| Engineering | Biomedical Engineering | Abidian,Mohammad Reza | Associate Professor | Full-time | 50% | 30% | 20% | 100% | 1 | 0 | 1 | 5 | 0 | 0 | 1 | 0 | 1 | 3 | 0 | \$137,404 | | | x | | |
| Engineering | Biomedical Engineering | Akay PhD, Metin | Professor | Full-time | 50% | 30% | 20% | 100% | 1 | 0 | 0 | 1 | 0 | 0 | 0 | 0 | 0 | 0 | 0 | \$236,968 | | | | x | |
| Engineering | Biomedical Engineering | Akay,Yasemin M | Instructional Assistant Professor | Full-time | 0% | 100% | 0% | 100% | 2 | 0 | 1 | 3 | 0 | 0 | 3 | 0 | 0 | 3 | 0 | \$80,000 | | | x | x | |
| Engineering | Biomedical Engineering | Al-Ubaidi,Muayyad | Professor | Full-time | 50% | 30% | 20% | 100% | 1 | 0 | 1 | 0 | 0 | 0 | 1 | 0 | 1 | 2 | 0 | \$191,957 | | | x | | |
| Engineering | Biomedical Engineering | Avcj,Naze Gul | Research Assistant Professor | Full-time | 100% | 0% | 0% | 100% | 0 | 0 | 0 | 0 | 0 | 0 | 0 | 0 | 0 | 0 | 0 | \$53,500 | | | x | | |
| Engineering | Biomedical Engineering | Du,Yong | Research Assistant Professor | Full-time | 100% | 0% | 0% | 100% | 0 | 0 | 0 | 0 | 0 | 0 | 0 | 0 | 0 | 0 | 0 | \$66,569 | x | | | | |
| Engineering | Biomedical Engineering | Eblimit,Aiden Ghenni | Research Assistant Professor | Full-time | 100% | 0% | 0% | 100% | 0 | 0 | 0 | 0 | 0 | 0 | 0 | 0 | 0 | 0 | 0 | \$60,000 | x | | | | |
| Engineering | Biomedical Engineering | Francis,Joseph Thachil | Professor | Full-time | 50% | 30% | 20% | 100% | 1 | 0 | 1 | 6 | 0 | 0 | 1 | 0 | 1 | 4 | 0 | \$173,852 | | | x | | |
| Engineering | Biomedical Engineering | Gifford,Howard | Associate Professor | Full-time | 50% | 30% | 20% | 100% | 0 | 0 | 1 | 2 | 0 | 0 | 1 | 0 | 1 | 1 | 0 | \$146,675 | | | x | | |
| Engineering | Biomedical Engineering | Horton,Renita Ellillian | Assistant Professor | Full-time | 50% | 30% | 20% | 100% | 0 | 0 | 0 | 2 | 0 | 0 | 1 | 0 | 1 | 1 | 0 | \$105,000 | | | x | | |
| Engineering | Biomedical Engineering | Ince,Nurfi Firat | Associate Professor | Full-time | 50% | 30% | 20% | 100% | 3 | 0 | 0 | 5 | 0 | 0 | 1 | 0 | 1 | 3 | 0 | \$116,971 | | | x | | |
| Engineering | Biomedical Engineering | Larin,Kirill | Professor | Full-time | 50% | 30% | 20% | 100% | 1 | 0 | 2 | 7 | 0 | 0 | 1 | 0 | 0 | 7 | 0 | \$207,000 | | | | x | |
| Engineering | Biomedical Engineering | Majd,Sheereen | Assistant Professor | Full-time | 50% | 30% | 20% | 100% | 1 | 0 | 1 | 4 | 0 | 0 | 1 | 0 | 1 | 5 | 0 | \$119,091 | | | x | | |
| Engineering | Biomedical Engineering | May,Elebeoba E | Associate Professor | Full-time | 0% | 0% | 100% | 100% | 0 | 0 | 0 | 1 | 0 | 0 | 0 | 0 | 2 | 0 | 0 | \$148,438 | | | x | | |
| Engineering | Biomedical Engineering | Mohan,Chandra | Professor | Full-time | 50% | 30% | 20% | 100% | 2 | 1 | 1 | 5 | 0 | 0 | 1 | 0 | 7 | 0 | 0 | \$254,357 | | | | x | |
| Engineering | Biomedical Engineering | Naash,Muna | Professor | Full-time | 50% | 30% | 20% | 100% | 1 | 0 | 1 | 6 | 0 | 0 | 1 | 0 | 1 | 2 | 0 | \$213,805 | | | | x | |
| Engineering | Biomedical Engineering | Roh,Jinsook | Assistant Professor | Full-time | 50% | 30% | 20% | 100% | 3 | 0 | 0 | 1 | 0 | 0 | 3 | 0 | 0 | 1 | 0 | \$111,111 | | | x | | |
| Engineering | Biomedical Engineering | Romero Ortega,Mario Ignacio | Professor | Full-time | 80% | 0% | 20% | 100% | 0 | 0 | 0 | 0 | 0 | 0 | 0 | 0 | 1 | 0 | 0 | \$170,000 | | | x | | |
| Engineering | Biomedical Engineering | Schultz,Jerome S | Professor | Full-time | 50% | 30% | 20% | 100% | 1 | 0 | 0 | 0 | 0 | 0 | 0 | 1 | 0 | 0 | 0 | \$300,000 | | | x | | |
| Engineering | Biomedical Engineering | Shevkopyas,Sergey | Professor | Full-time | 50% | 30% | 20% | 100% | 1 | 0 | 0 | 4 | 0 | 0 | 1 | 0 | 0 | 7 | 0 | \$156,121 | | | x | | |
| Engineering | Biomedical Engineering | Wu,Tianfu | Associate Professor | Full-time | 50% | 30% | 20% | 100% | 1 | 0 | 1 | 4 | 0 | 0 | 1 | 0 | 0 | 4 | 0 | \$116,143 | | | x | | |
| Engineering | Biomedical Engineering | Zhang,Yingchun | Associate Professor | Full-time | 50% | 30% | 20% | 100% | 1 | 0 | 1 | 7 | 0 | 0 | 1 | 0 | 0 | 7 | 0 | \$122,352 | | | x | | |
| Engineering | Chemical Engineering | Balakotaiah,Vemuri | Professor | Full-time | 40% | 40% | 20% | 100% | 2 | 0 | 0 | 3 | 0 | 0 | 0 | 0 | 0 | 5 | 0 | \$216,688 | | | | x | |
| Engineering | Chemical Engineering | Bollini,Praveen P | Assistant Professor | Full-time | 40% | 40% | 20% | 100% | 1 | 0 | 0 | 4 | 0 | 0 | 1 | 0 | 0 | 5 | 0 | \$107,710 | | | x | | |
| Engineering | Chemical Engineering | Cirino,Patrick C | Associate Professor | Full-time | 40% | 40% | 20% | 100% | 1 | 0 | 0 | 5 | 0 | 0 | 1 | 0 | 0 | 5 | 0 | \$128,862 | | | x | | |
| Engineering | Chemical Engineering | Conrad,Jacinta C | Professor | Full-time | 40% | 40% | 20% | 100% | 0 | 1 | 1 | 4 | 0 | 0 | 0 | 1 | 0 | 6 | 0 | \$184,140 | | | | x | |
| Engineering | Chemical Engineering | Donnelly,Vincent M. | Professor | Full-time | 40% | 40% | 20% | 100% | 0 | 1 | 1 | 6 | 0 | 0 | 0 | 1 | 1 | 6 | 0 | \$220,767 | | | | x | |
| Engineering | Chemical Engineering | Economou,Demetre J | Professor | Full-time | 40% | 40% | 20% | 100% | 1 | 0 | 0 | 4 | 0 | 0 | 0 | 0 | 0 | 3 | 0 | \$212,300 | | | | x | |
| Engineering | Chemical Engineering | Fleischer,Miguel T | Lecturer | Full-time | 0% | 80% | 20% | 100% | 3 | 0 | 0 | 0 | 0 | 0 | 4 | 0 | 0 | 0 | 0 | \$93,261 | | | | x | |
| Engineering | Chemical Engineering | Grabow,Lars C | Associate Professor | Full-time | 40% | 40% | 20% | 100% | 0 | 1 | 0 | 6 | 0 | 0 | 1 | 1 | 1 | 5 | 0 | \$174,000 | | | x | | |
| Engineering | Chemical Engineering | Harold,Michael P | Professor | Full-time | 40% | 40% | 20% | 100% | 1 | 0 | 1 | 5 | 0 | 0 | 0 | 1 | 1 | 6 | 0 | \$241,152 | | | | x | |
| Engineering | Chemical Engineering | Karim,Alamgir | Professor | Full-time | 40% | 40% | 20% | 100% | 0 | 1 | 1 | 9 | 0 | 0 | 0 | 0 | 1 | 7 | 0 | \$269,645 | | | x | | |
| Engineering | Chemical Engineering | Kourentzi,Ekaterini D | Research Associate Professor | Full-time | 100% | 0% | 0% | 100% | 0 | 0 | 0 | 0 | 0 | 0 | 0 | 0 | 0 | 0 | 0 | \$73,325 | x | | | x | |
| Engineering | Chemical Engineering | Krishnamoorti,Ramanan | Professor | Full-time | 30% | 40% | 30% | 100% | 0 | 0 | 0 | 0 | 0 | 0 | 0 | 0 | 0 | 0 | 0 | \$107,401 | | | x | | |
| Engineering | Chemical Engineering | Luss,Dan | Professor | Full-time | 40% | 40% | 20% | 100% | 0 | 0 | 0 | 1 | 0 | 0 | 0 | 0 | 1 | 1 | 0 | \$229,099 | | | | x | |
| Engineering | Chemical Engineering | Nikolaou,Michael | Professor | Full-time | 40% | 40% | 20% | 100% | 0 | 0 | 1 | 2 | 0 | 0 | 0 | 1 | 0 | 2 | 0 | \$166,599 | | | | x | |
| Engineering | Chemical Engineering | Orman,Mehmet | Assistant Professor | Full-time | 40% | 40% | 20% | 100% | 1 | 0 | 0 | 5 | 0 | 0 | 1 | 0 | 1 | 6 | 0 | \$107,710 | | | | x | |
| Engineering | Chemical Engineering | Palmer,Jeremy | Assistant Professor | Full-time | 40% | 40% | 20% | 100% | 0 | 1 | 1 | 4 | 0 | 0 | 2 | 1 | 0 | 4 | 0 | \$125,588 | | | | x | |
| Engineering | Chemical Engineering | Rimer,Jeffrey | Professor | Full-time | 40% | 40% | 20% | 100% | 0 | 1 | 0 | 5 | 0 | 0 | 0 | 1 | 5 | 0 | \$218,912 | | | | x | | |
| Engineering | Chemical Engineering | Robertson,Megan L | Associate Professor | Full-time | 40% | 40% | 20% | 100% | 0 | 1 | 0 | 4 | 0 | 0 | 0 | 1 | 0 | 4 | 0 | \$174,270 | | | x | | |
| Engineering | Chemical Engineering | Varadarajan,Navin | Associate Professor | Full-time | 40% | 40% | 20% | 100% | 0 | 0 | 1 | 4 | 0 | 0 | 1 | 0 | 0 | 4 | 0 | \$182,500 | | | | x | |
| Engineering | Chemical Engineering | Vekilov,Peter | Professor | Full-time | 40% | 40% | 20% | 100% | 1 | 0 | 0 | 5 | 0 | 0 | 1 | 0 | 0 | 4 | 0 | \$196,894 | | | | x | |
| Engineering | Chemical Engineering | Willson,Richard | Professor | Full-time | 40% | 40% | 20% | 100% | 1 | 0 | 0 | 6 | 0 | 0 | 1 | 0 | 0 | 10 | 0 | \$207,207 | | | | x | |
| Engineering | Civil Engineering | Ballarini,Roberto | Professor | Full-time | 40% | 20% | 40% | 100% | 1 | 0 | 0 | 4 | 0 | 0 | 1 | 0 | 0 | 3 | 0 | \$223,380 | | | | x | |
| Engineering | Civil Engineering | Belarbi,Abdeljelil | Professor | Full-time | 30% | 35% | 35% | 100% | 0 | 0 | 0 | 6 | 0 | 0 | 1 | 0 | 1 | 4 | 0 | \$211,424 | | | x | | |
| Engineering | Civil Engineering | Fernandez Diaz,Juan Carlos | Research Assistant Professor | Full-time | 100% | 0% | 0% | 100% | 0 | 0 | 0 | 0 | 0 | 0 | 0 | 0 | 0 | 0 | 0 | \$81,663 | x | | | x | |
| Engineering | Civil Engineering | Glennie,Craig Len | Associate Professor | Full-time | 50% | 30% | 20% | 100% | 1 | 0 | 0 | 6 | 0 | 0 | 0 | 0 | 1 | 7 | 0 | \$121,010 | | | | x | |
| Engineering | Civil Engineering | Hartzell,Preston John | Research Assistant Professor | Full-time | 100% | 0% | 0% | 100% | 0 | 0 | 0 | 0 | 0 | 0 | 0 | 0 | 0 | 0 | 0 | \$98,838 | x | | | x | |

Faculty Workload Report - Fall 2019 and Spring 2020

KEY: UG - Undergraduate Class; GR - Graduate Class; SP - Special Professional Class; ORG - Organized Class; NON - Non Organized Class

| COLLEGE NAME | DEPARTMENT/UNIT | FACULTY NAME | FACULTY TITLE/RANK | FT/PT | AY 19-20 Percent (%) Effort | | | | # Classes Taught Fall 2019 | | | | | | # Classes Taught Spring 2020 | | | | | | Funding Source | | | | | | | |
|--------------|------------------------|-----------------------------|-----------------------------------|-----------|-----------------------------|------------------------|---------|------------------|----------------------------|-----|-----|-----|-----|-----|------------------------------|-----|-----|-----|-----------|-----------|----------------|-----------|-------|-------|-------|---|---|---|
| | | | | | Research & Scholarship | Teaching & Instruction | Service | Total (%) Effort | UG | | GR | | SP | | UG | | GR | | SP | | Salary | Gift | Grant | Local | State | | | |
| | | | | | | | | | ORG | NON | ORG | NON | ORG | NON | ORG | NON | ORG | NON | ORG | NON | | | | | | | | |
| Engineering | Civil Engineering | Herman,Reagan | Instructional Professor | Full-time | 0% | 75% | 25% | 100% | 2 | 0 | 0 | 0 | 0 | 0 | 2 | 0 | 0 | 0 | 0 | 0 | 0 | \$94,980 | | | | | | x |
| Engineering | Civil Engineering | Hsu,Thomas T C | Professor | Full-time | 35% | 45% | 20% | 100% | 0 | 0 | 1 | 0 | 0 | 0 | 0 | 0 | 0 | 0 | 0 | 0 | 0 | \$135,463 | | | | | | x |
| Engineering | Civil Engineering | Hu,Yandi | Associate Professor | Full-time | 60% | 25% | 15% | 100% | 1 | 0 | 2 | 4 | 0 | 0 | 0 | 0 | 0 | 5 | 0 | 0 | \$106,880 | | | | | | x | |
| Engineering | Civil Engineering | Krakowiak,Konrad | Assistant Professor | Full-time | 35% | 55% | 10% | 100% | 1 | 0 | 0 | 3 | 0 | 0 | 0 | 1 | 3 | 0 | 0 | \$98,727 | | | | | | x | | |
| Engineering | Civil Engineering | Lee,Hyeongki | Associate Professor | Full-time | 50% | 45% | 5% | 100% | 0 | 0 | 2 | 7 | 0 | 0 | 1 | 0 | 7 | 0 | 0 | \$115,111 | | | | | | x | | |
| Engineering | Civil Engineering | Li,Hongyi | Assistant Professor | Full-time | 98% | 0% | 2% | 100% | 1 | 0 | 1 | 7 | 0 | 0 | 0 | 0 | 4 | 0 | 0 | \$102,000 | | | | | | x | | |
| Engineering | Civil Engineering | Louie,Stacey M | Assistant Professor | Full-time | 75% | 17% | 8% | 100% | 0 | 0 | 1 | 4 | 0 | 0 | 1 | 0 | 4 | 0 | 0 | \$98,572 | | | | | | x | | |
| Engineering | Civil Engineering | Mo,Larry Yi-Lung | Professor | Full-time | 53% | 23% | 24% | 100% | 1 | 0 | 2 | 5 | 0 | 0 | 1 | 0 | 0 | 5 | 0 | \$145,209 | | | | | | x | | |
| Engineering | Civil Engineering | Momen,Mostafa | Assistant Professor | Full-time | 60% | 30% | 10% | 100% | 0 | 0 | 0 | 0 | 0 | 0 | 1 | 0 | 1 | 0 | 0 | \$96,000 | | | | | | x | | |
| Engineering | Civil Engineering | Nakshatrala,Kalyana | Associate Professor | Full-time | 50% | 45% | 5% | 100% | 1 | 0 | 0 | 2 | 0 | 0 | 1 | 0 | 2 | 3 | 0 | \$109,742 | | | | | | x | | |
| Engineering | Civil Engineering | Rixey,William G | Associate Professor | Full-time | 25% | 42% | 33% | 100% | 1 | 0 | 2 | 1 | 0 | 0 | 1 | 0 | 2 | 1 | 0 | \$117,343 | | | | | | x | | |
| Engineering | Civil Engineering | Rodriguez,Debra Frigi | Associate Professor | Full-time | 45% | 40% | 15% | 100% | 1 | 0 | 1 | 5 | 0 | 0 | 1 | 0 | 0 | 8 | 0 | \$116,372 | | | | | | x | | |
| Engineering | Civil Engineering | Shaffer,Devin | Assistant Professor | Full-time | 75% | 20% | 5% | 100% | 0 | 0 | 1 | 0 | 0 | 0 | 0 | 0 | 0 | 2 | 0 | \$97,076 | | | | | | x | | |
| Engineering | Civil Engineering | Shrestha,Ramesh L | Professor | Full-time | 65% | 5% | 30% | 100% | 0 | 0 | 1 | 0 | 0 | 0 | 0 | 0 | 0 | 0 | 0 | \$209,623 | | | | | | x | | |
| Engineering | Civil Engineering | Vipulanandan,Cumaraswamy | Professor | Full-time | 40% | 55% | 5% | 100% | 1 | 0 | 2 | 2 | 0 | 0 | 1 | 0 | 0 | 3 | 0 | \$161,984 | | | | | | x | | |
| Engineering | Civil Engineering | Wang,Keh-Han | Professor | Full-time | 39% | 36% | 25% | 100% | 1 | 0 | 0 | 2 | 0 | 0 | 0 | 0 | 2 | 0 | 0 | \$121,398 | | | | | | x | | |
| Engineering | Dean, Engineering | Kondapi PhD,Phaneendra Babu | Instructional Professor | Full-time | 0% | 60% | 40% | 100% | 0 | 0 | 5 | 0 | 0 | 0 | 0 | 0 | 3 | 0 | 0 | \$159,977 | | | | | | x | | |
| Engineering | Electrical Engineering | Bao,Jiming | Professor | Full-time | 40% | 40% | 20% | 100% | 1 | 0 | 2 | 2 | 0 | 0 | 1 | 0 | 4 | 2 | 0 | \$125,837 | | | | | | x | | |
| Engineering | Electrical Engineering | Becker,Aaron T | Assistant Professor | Full-time | 40% | 40% | 20% | 100% | 1 | 1 | 1 | 9 | 0 | 0 | 1 | 1 | 0 | 7 | 0 | \$104,950 | | | | | | x | | |
| Engineering | Electrical Engineering | Brankovic,Stanko R | Professor | Full-time | 40% | 40% | 20% | 100% | 0 | 0 | 2 | 6 | 0 | 0 | 0 | 1 | 10 | 0 | \$145,728 | | | | | | x | | | |
| Engineering | Electrical Engineering | Chang,Long | Research Associate Professor | Full-time | 100% | 0% | 0% | 100% | 0 | 0 | 0 | 0 | 0 | 0 | 0 | 0 | 0 | 0 | \$83,425 | | | | | | x | | | |
| Engineering | Electrical Engineering | Chen, Ji | Professor | Full-time | 100% | 0% | 0% | 100% | 0 | 0 | 0 | 8 | 0 | 0 | 0 | 0 | 8 | 0 | \$89,837 | | | | | | x | | | |
| Engineering | Electrical Engineering | Chen,Jiefu | Assistant Professor | Full-time | 40% | 40% | 20% | 100% | 0 | 0 | 1 | 7 | 0 | 0 | 0 | 1 | 7 | 0 | \$102,004 | | | | | | x | | | |
| Engineering | Electrical Engineering | Chen,Jinghong | Associate Professor | Full-time | 40% | 40% | 20% | 100% | 0 | 0 | 1 | 5 | 0 | 0 | 0 | 1 | 5 | 0 | \$152,727 | | | | | | x | | | |
| Engineering | Electrical Engineering | Chen,Yuhua | Associate Professor | Full-time | 40% | 40% | 20% | 100% | 0 | 0 | 1 | 5 | 0 | 0 | 1 | 0 | 1 | 5 | 0 | \$120,051 | | | | | | x | | |
| Engineering | Electrical Engineering | Clydon, Frank J | Professor | Full-time | 40% | 40% | 20% | 100% | 1 | 0 | 0 | 0 | 0 | 0 | 3 | 2 | 0 | 0 | \$215,625 | | | | | | x | | | |
| Engineering | Electrical Engineering | Contreras-Vidal, Jose Luis | Professor | Full-time | 40% | 40% | 20% | 100% | 0 | 0 | 1 | 6 | 0 | 0 | 1 | 0 | 2 | 6 | 0 | \$197,076 | | | | | | x | | |
| Engineering | Electrical Engineering | De La Rosa-Pohl,Diana | Instructional Associate Professor | Full-time | 0% | 100% | 0% | 100% | 1 | 2 | 0 | 0 | 0 | 0 | 2 | 2 | 0 | 0 | \$99,555 | | | | | | x | | | |
| Engineering | Electrical Engineering | Faghih,Rose T | Assistant Professor | Full-time | 40% | 40% | 20% | 100% | 2 | 1 | 1 | 4 | 0 | 0 | 1 | 1 | 9 | 0 | \$98,838 | | | | | | x | | | |
| Engineering | Electrical Engineering | Fu,Xin | Associate Professor | Full-time | 40% | 40% | 20% | 100% | 0 | 0 | 1 | 8 | 0 | 0 | 0 | 0 | 6 | 0 | \$113,059 | | | | | | x | | | |
| Engineering | Electrical Engineering | Han,Zhu | Professor | Full-time | 40% | 40% | 20% | 100% | 2 | 0 | 1 | 9 | 0 | 0 | 0 | 1 | 7 | 0 | \$166,991 | | | | | | x | | | |
| Engineering | Electrical Engineering | Hebert,Thomas James | Associate Professor | Full-time | 20% | 60% | 20% | 100% | 2 | 0 | 1 | 0 | 0 | 0 | 2 | 0 | 1 | 0 | \$78,994 | | | | | | x | | | |
| Engineering | Electrical Engineering | Hong,Choong Seon | Visiting Professor | Full-time | 100% | 0% | 0% | 100% | 0 | 0 | 0 | 0 | 0 | 0 | 0 | 0 | 0 | 0 | \$50,000 | | x | | | | | | | |
| Engineering | Electrical Engineering | Jackson,David R | Professor | Full-time | 30% | 40% | 30% | 100% | 2 | 0 | 2 | 3 | 0 | 0 | 1 | 0 | 0 | 6 | 0 | \$145,336 | | | | | | x | | |
| Engineering | Electrical Engineering | Krishnamoorthy,Harish Sarma | Assistant Professor | Full-time | 40% | 40% | 20% | 100% | 0 | 0 | 2 | 6 | 0 | 0 | 0 | 1 | 7 | 0 | \$104,400 | | | | | | x | | | |
| Engineering | Electrical Engineering | Le,Han Quang | Professor | Full-time | 40% | 40% | 20% | 100% | 2 | 0 | 2 | 0 | 0 | 0 | 2 | 0 | 1 | 0 | \$128,524 | | | | | | x | | | |
| Engineering | Electrical Engineering | Le,Hung Quang | Instructional Assistant Professor | Full-time | 0% | 100% | 0% | 100% | 3 | 0 | 1 | 0 | 0 | 0 | 3 | 0 | 1 | 0 | \$77,705 | | | | | | x | | | |
| Engineering | Electrical Engineering | Li,Xingpeng | Assistant Professor | Full-time | 40% | 40% | 20% | 100% | 0 | 0 | 2 | 2 | 0 | 0 | 0 | 0 | 2 | 4 | \$95,000 | | | | | | x | | | |
| Engineering | Electrical Engineering | Liang,Yanliang | Research Assistant Professor | Full-time | 100% | 0% | 0% | 100% | 0 | 0 | 0 | 0 | 0 | 0 | 0 | 0 | 0 | 0 | \$66,950 | | x | | | | | | | |
| Engineering | Electrical Engineering | Litvinov,Dmitri | Professor | Full-time | 40% | 40% | 20% | 100% | 0 | 0 | 0 | 1 | 0 | 0 | 1 | 0 | 2 | 0 | \$198,456 | | | | | | x | | | |
| Engineering | Electrical Engineering | Long,Stuart A | Professor | Full-time | 40% | 40% | 20% | 100% | 2 | 0 | 1 | 0 | 0 | 0 | 2 | 0 | 2 | 0 | \$223,040 | | | | | | x | | | |
| Engineering | Electrical Engineering | Mayerich,David Matthew | Assistant Professor | Full-time | 40% | 40% | 20% | 100% | 1 | 0 | 0 | 5 | 0 | 0 | 0 | 0 | 1 | 7 | 0 | \$108,479 | | | | | | x | | |
| Engineering | Electrical Engineering | Nguyen,Hien V | Assistant Professor | Full-time | 40% | 40% | 20% | 100% | 0 | 0 | 1 | 6 | 0 | 0 | 1 | 0 | 1 | 9 | \$99,826 | | | | | | x | | | |
| Engineering | Electrical Engineering | Pan,Miao | Associate Professor | Full-time | 40% | 40% | 20% | 100% | 1 | 0 | 0 | 5 | 0 | 0 | 1 | 0 | 1 | 5 | \$112,308 | | | | | | x | | | |
| Engineering | Electrical Engineering | Pei,Shin-Shem Steven | Professor | Full-time | 40% | 40% | 20% | 100% | 3 | 0 | 0 | 2 | 0 | 0 | 0 | 0 | 2 | 0 | \$178,586 | | | | | | x | | | |
| Engineering | Electrical Engineering | Phillips,Desiree Lyn | Instructional Assistant Professor | Full-time | 0% | 100% | 0% | 100% | 5 | 0 | 2 | 0 | 0 | 0 | 3 | 0 | 2 | 0 | \$76,500 | | | | | | x | | | |
| Engineering | Electrical Engineering | Prasad,Saurabh | Associate Professor | Full-time | 40% | 40% | 20% | 100% | 0 | 0 | 1 | 2 | 0 | 0 | 0 | 0 | 2 | 0 | \$104,802 | | | | | | x | | | |
| Engineering | Electrical Engineering | Rajashekara,Kaushik | Professor | Full-time | 40% | 40% | 20% | 100% | 0 | 0 | 1 | 7 | 0 | 0 | 0 | 1 | 5 | 0 | \$323,872 | | | | | | x | | | |
| Engineering | Electrical Engineering | Reddy,Rohith Krishna | Assistant Professor | Full-time | 40% | 40% | 20% | 100% | 0 | 0 | 1 | 3 | 0 | 0 | 1 | 0 | 0 | 4 | \$96,900 | | | | | | x | | | |
| Engineering | Electrical Engineering | Roysam,Badrinath | Professor | Full-time | 40% | 40% | 20% | 100% | 2 | 0 | 0 | 5 | 0 | 0 | 2 | 2 | 0 | 6 | \$241,388 | | | | | | x | | | |
| Engineering | Electrical Engineering | Ruchhoeft,Paul | Associate Professor | Full-time | 40% | 40% | 20% | 100% | 1 | 0 | 0 | 5 | 0 | 0 | 0 | 1 | 4 | 0 | \$122,689 | | | | | | x | | | |
| Engineering | Electrical Engineering | Shan,Xiaonan | Assistant Professor | Full-time | 40% | 40% | 20% | 100% | 1 | 0 | 1 | 3 | 0 | 0 | 1 | 0 | 0 | 4 | \$98,838 | | | | | | x | | | |
| Engineering | Electrical Engineering | Shattuck,David P | Associate Professor | Full-time | 0% | 80% | 20% | 100% | 2 | 0 | 0 | 0 | 0 | 0 | 2 | 0 | 0 | 0 | \$111,777 | | | | | | x | | | |
| Engineering | Electrical Engineering | Sheth,Bhavin R. | Associate Professor | Full-time | 10% | 70% | 20% | 100% | 2 | 1 | 1 | 0 | 0 | 0 | 2 | 1 | 0 | 0 | \$100,403 | | | | | | x | | | |
| Engineering | Electrical Engineering | Shih,Wei-Chuan | Associate Professor | Full-time | 40% | 40% | 20% | 100% | 0 | 0 | 2 | 6 | 0 | 0 | 0 | 2 | 3 | 0 | \$152,166 | | | | | | x | | | |
| Engineering | Electrical Engineering | Trombetta,Leonard P | Associate Professor | Full-time | 0% | 60% | 40% | 100% | 3 | 0 | 0 | 0 | 0 | 0 | 2 | 0 | 0 | 0 | \$100,547 | | | | | | x | | | |
| Engineering | Electrical Engineering | Wolfe,John C | Professor | Full-time | 40% | 40% | 20% | 100% | 2 | 0 | 1 | 5 | 0 | 0 | 1 | 0 | 1 | 4 | \$176,450 | | | | | | x | | | |
| Engineering | Electrical Engineering | Wosik,Jaroslaw | Research Professor | Full-time | 100% | 0% | 0% | 100% | 0 | 0 | 0 | 0 | 0 | 0 | 0 | 0 | 0 | 0 | \$78,852 | | | | | | x | | | |
| Engineering | Electrical Engineering | Yao,Yan | Associate Professor | Full-time | 40% | 40% | 20% | 100% | 1 | 0 | 0 | 4 | 0 | 0 | 0 | 1 | 6 | 0 | \$143,310 | | | | | | x | | | |
| Engineering | Electrical Engineering | Zagodzdon-Wosik,Wanda | | | | | | | | | | | | | | | | | | | | | | | | | | |

Faculty Workload Report - Fall 2019 and Spring 2020

KEY: UG - Undergraduate Class; GR - Graduate Class; SP - Special Professional Class; ORG - Organized Class; NON - Non Organized Class

| COLLEGE NAME | DEPARTMENT/UNIT | FACULTY NAME | FACULTY TITLE/RANK | FT/PT | AY 19-20 Percent (%) Effort | | | | # Classes Taught Fall 2019 | | | | | | # Classes Taught Spring 2020 | | | | | | Funding Source | | | | |
|------------------------------|-------------------------------|---------------------------------|-----------------------------------|-----------|-----------------------------|------------------------|---------|------------------|----------------------------|-----|-----|-----|-----|-----|------------------------------|-----|-----|-----|-----|-----|----------------|------|-------|-------|-------|
| | | | | | Research & Scholarship | Teaching & Instruction | Service | Total (%) Effort | ORG | NON | ORG | NON | ORG | NON | ORG | NON | ORG | NON | ORG | NON | Salary | Gift | Grant | Local | State |
| | | | | | | | | | | | | | | | | | | | | | | | | | |
| Engineering | Engr Undergraduate Programs | Schaefer,Kristin Lyn | Lecturer | Full-time | 0% | 80% | 20% | 100% | 1 | 0 | 0 | 0 | 0 | 0 | 1 | 0 | 0 | 0 | 0 | 0 | \$68,000 | | | | x |
| Engineering | Engr Undergraduate Programs | Wilson,Chad A | Instructional Associate Professor | Full-time | 0% | 75% | 25% | 100% | 6 | 0 | 0 | 0 | 0 | 0 | 9 | 0 | 0 | 0 | 0 | 0 | \$79,351 | | | | x |
| Engineering | Industrial Engineering | Chang,Feng-Chang Roger | Instructional Associate Professor | Full-time | 0% | 70% | 30% | 100% | 1 | 0 | 1 | 0 | 0 | 0 | 1 | 0 | 2 | 0 | 0 | 0 | \$76,000 | | | | x |
| Engineering | Industrial Engineering | Chung,Christopher | Associate Professor | Full-time | 20% | 60% | 20% | 100% | 2 | 0 | 1 | 0 | 0 | 0 | 1 | 0 | 1 | 2 | 0 | 0 | \$99,584 | | | | x |
| Engineering | Industrial Engineering | Feng,Qianmei | Professor | Full-time | 30% | 30% | 40% | 100% | 1 | 0 | 0 | 2 | 0 | 0 | 1 | 0 | 1 | 1 | 0 | 0 | \$125,134 | | | | x |
| Engineering | Industrial Engineering | Kamrani,Ali K | Associate Professor | Full-time | 20% | 60% | 20% | 100% | 1 | 0 | 2 | 0 | 0 | 0 | 1 | 0 | 1 | 0 | 0 | 0 | \$110,580 | | | | x |
| Engineering | Industrial Engineering | Lee,Tae Woo | Assistant Professor | Full-time | 55% | 25% | 20% | 100% | 1 | 0 | 0 | 3 | 0 | 0 | 0 | 0 | 2 | 3 | 0 | 0 | \$91,500 | | | | x |
| Engineering | Industrial Engineering | Lim,Gino Jinho | Professor | Full-time | 25% | 25% | 50% | 100% | 0 | 0 | 1 | 6 | 0 | 0 | 1 | 0 | 0 | 7 | 0 | 0 | \$187,919 | | | | x |
| Engineering | Industrial Engineering | Lin PhD,Ying | Assistant Professor | Full-time | 55% | 25% | 20% | 100% | 0 | 0 | 1 | 0 | 0 | 0 | 1 | 1 | 0 | 1 | 0 | 0 | \$89,000 | | | | x |
| Engineering | Industrial Engineering | Peng PhD,Jiming Ouyang | Associate Professor | Full-time | 35% | 40% | 25% | 100% | 1 | 0 | 2 | 3 | 0 | 0 | 1 | 0 | 2 | 2 | 0 | 0 | \$111,592 | | | | x |
| Engineering | Industrial Engineering | Schulze,Lawrence John Henry | Associate Professor | Full-time | 20% | 60% | 20% | 100% | 1 | 0 | 1 | 0 | 0 | 0 | 2 | 0 | 0 | 0 | 0 | 0 | \$95,924 | | | | x |
| Engineering | Industrial Engineering | Sitton,Randal W. | Instructional Associate Professor | Full-time | 0% | 70% | 30% | 100% | 1 | 0 | 3 | 0 | 0 | 0 | 2 | 0 | 1 | 0 | 0 | 0 | \$78,745 | | | | x |
| Engineering | Industrial Engineering | Wang,Yaping | Instructional Assistant Professor | Full-time | 0% | 70% | 30% | 100% | 3 | 0 | 0 | 0 | 0 | 0 | 3 | 0 | 0 | 0 | 0 | 0 | \$72,906 | | | | x |
| Engineering | Mechanical Engineering | Aglyanov,Salavat | Research Assistant Professor | Full-time | 90% | 0% | 10% | 100% | 0 | 0 | 0 | 0 | 0 | 0 | 0 | 0 | 0 | 0 | 0 | 0 | \$91,800 | | x | | |
| Engineering | Mechanical Engineering | Agrawal,Ashutosh | Associate Professor | Full-time | 45% | 30% | 25% | 100% | 2 | 0 | 1 | 2 | 0 | 0 | 1 | 0 | 2 | 3 | 0 | 0 | \$97,035 | | | | x |
| Engineering | Mechanical Engineering | Amritkar,Amit R. | Research Assistant Professor | Full-time | 75% | 15% | 10% | 100% | 0 | 0 | 0 | 0 | 0 | 0 | 0 | 0 | 0 | 0 | 0 | 0 | \$94,340 | | | | x |
| Engineering | Mechanical Engineering | Ardabili,Haleh | Associate Professor | Full-time | 50% | 25% | 25% | 100% | 1 | 0 | 2 | 5 | 0 | 0 | 1 | 0 | 0 | 6 | 0 | 0 | \$122,850 | | | | x |
| Engineering | Mechanical Engineering | Bannova,Olga | Research Professor | Full-time | 20% | 50% | 30% | 100% | 0 | 0 | 2 | 2 | 0 | 0 | 0 | 0 | 2 | 2 | 0 | 0 | \$89,427 | | x | | |
| Engineering | Mechanical Engineering | Baxevanis,Theocharis | Assistant Professor | Full-time | 60% | 30% | 10% | 100% | 0 | 0 | 2 | 2 | 0 | 0 | 0 | 0 | 3 | 0 | 0 | 0 | \$100,557 | | | | x |
| Engineering | Mechanical Engineering | Cesccon,Marzia | Assistant Professor | Full-time | 60% | 30% | 10% | 100% | 1 | 0 | 0 | 0 | 0 | 0 | 0 | 0 | 1 | 1 | 0 | 0 | \$100,000 | | | | x |
| Engineering | Mechanical Engineering | Chang,Christiana | Instructional Associate Professor | Full-time | 0% | 80% | 20% | 100% | 3 | 0 | 0 | 0 | 0 | 0 | 2 | 0 | 0 | 0 | 0 | 0 | \$88,679 | | | | x |
| Engineering | Mechanical Engineering | Chen,Xuemei | Instructional Associate Professor | Full-time | 0% | 80% | 20% | 100% | 2 | 0 | 0 | 0 | 0 | 0 | 2 | 0 | 0 | 0 | 0 | 0 | \$85,672 | | | | x |
| Engineering | Mechanical Engineering | Chen,Yi-Chao | Professor | Full-time | 20% | 40% | 40% | 100% | 1 | 0 | 2 | 4 | 0 | 0 | 2 | 0 | 1 | 0 | 0 | 0 | \$96,380 | | | | x |
| Engineering | Mechanical Engineering | Chen,Zheng | Assistant Professor | Full-time | 65% | 25% | 10% | 100% | 0 | 0 | 1 | 4 | 0 | 0 | 1 | 0 | 0 | 5 | 0 | 0 | \$102,770 | | | | x |
| Engineering | Mechanical Engineering | Franchek,Matthew | Professor | Full-time | 65% | 25% | 10% | 100% | 0 | 0 | 2 | 3 | 0 | 0 | 1 | 0 | 0 | 6 | 0 | 0 | \$227,856 | | | | x |
| Engineering | Mechanical Engineering | Galstyar,Eduard | Research Scientist | Full-time | 90% | 0% | 10% | 100% | 0 | 0 | 0 | 0 | 0 | 0 | 0 | 0 | 0 | 0 | 0 | 0 | \$50,828 | | x | | |
| Engineering | Mechanical Engineering | Ghasemi,Hadi | Associate Professor | Full-time | 65% | 25% | 10% | 100% | 1 | 1 | 0 | 4 | 0 | 0 | 0 | 1 | 2 | 6 | 0 | 0 | \$115,421 | | | | x |
| Engineering | Mechanical Engineering | Grigoriadis,Karolos | Professor | Full-time | 55% | 25% | 20% | 100% | 1 | 0 | 0 | 3 | 0 | 0 | 1 | 0 | 1 | 4 | 0 | 0 | \$190,118 | | | | x |
| Engineering | Mechanical Engineering | Hammami,Farah | Instructional Assistant Professor | Full-time | 0% | 90% | 10% | 100% | 2 | 0 | 0 | 0 | 0 | 0 | 4 | 0 | 0 | 0 | 0 | 0 | \$74,718 | | | | x |
| Engineering | Mechanical Engineering | Joshi,Shaileendra Pramod | Assistant Professor | Full-time | 65% | 25% | 10% | 100% | 1 | 0 | 0 | 3 | 0 | 0 | 0 | 0 | 1 | 2 | 0 | 0 | \$107,360 | | | | x |
| Engineering | Mechanical Engineering | Kulkarni,Yashashree | Associate Professor | Full-time | 40% | 30% | 30% | 100% | 0 | 0 | 2 | 2 | 0 | 0 | 1 | 0 | 0 | 2 | 0 | 0 | \$115,782 | | | | x |
| Engineering | Mechanical Engineering | Liu,Dong | Associate Professor | Full-time | 40% | 30% | 30% | 100% | 1 | 0 | 1 | 7 | 0 | 0 | 1 | 1 | 1 | 4 | 0 | 0 | \$104,692 | | | | x |
| Engineering | Mechanical Engineering | Love,Holley Carole | Instructional Assistant Professor | Full-time | 0% | 70% | 30% | 100% | 3 | 0 | 0 | 0 | 0 | 0 | 4 | 2 | 0 | 0 | 0 | 0 | \$80,704 | | | | x |
| Engineering | Mechanical Engineering | Majkic,Goran S | Research Professor | Full-time | 90% | 0% | 10% | 100% | 0 | 0 | 0 | 0 | 0 | 0 | 0 | 0 | 0 | 0 | 0 | 0 | \$94,265 | | x | | x |
| Engineering | Mechanical Engineering | Metcalfe,Ralph W | Professor | Full-time | 50% | 35% | 15% | 100% | 1 | 1 | 1 | 2 | 0 | 0 | 1 | 1 | 1 | 7 | 0 | 0 | \$120,630 | | | | x |
| Engineering | Mechanical Engineering | Miyase,Akira | Research Professor | Full-time | 90% | 0% | 10% | 100% | 0 | 0 | 0 | 0 | 0 | 0 | 0 | 0 | 0 | 0 | 0 | 0 | \$46,019 | | x | | |
| Engineering | Mechanical Engineering | Ostilla Monico,Rodolfo | Assistant Professor | Full-time | 65% | 25% | 10% | 100% | 0 | 0 | 1 | 4 | 0 | 0 | 1 | 0 | 0 | 4 | 0 | 0 | \$91,000 | | | | x |
| Engineering | Mechanical Engineering | Prosperetti,Andrea | Professor | Full-time | 35% | 25% | 40% | 100% | 0 | 0 | 0 | 3 | 0 | 0 | 1 | 0 | 2 | 3 | 0 | 0 | \$315,770 | | | | x |
| Engineering | Mechanical Engineering | Rao,Jaganath R | Associate Professor | Full-time | 10% | 30% | 60% | 100% | 1 | 0 | 0 | 0 | 0 | 0 | 1 | 0 | 0 | 0 | 0 | 0 | \$120,521 | | | | x |
| Engineering | Mechanical Engineering | Ryou,Jae-Hyun | Associate Professor | Full-time | 55% | 35% | 10% | 100% | 1 | 0 | 1 | 3 | 0 | 0 | 1 | 0 | 0 | 5 | 0 | 0 | \$120,819 | | | | x |
| Engineering | Mechanical Engineering | Selvanamickam,Venkat | Professor | Full-time | 50% | 35% | 15% | 100% | 0 | 0 | 1 | 4 | 0 | 0 | 0 | 0 | 1 | 4 | 0 | 0 | \$275,992 | | | | x |
| Engineering | Mechanical Engineering | Sharma,Pradeep | Professor | Full-time | 20% | 30% | 50% | 100% | 0 | 0 | 2 | 4 | 0 | 0 | 0 | 0 | 1 | 4 | 0 | 0 | \$217,009 | | | | x |
| Engineering | Mechanical Engineering | Song,Gangbing | Professor | Full-time | 60% | 30% | 10% | 100% | 1 | 0 | 0 | 4 | 0 | 0 | 1 | 0 | 1 | 6 | 0 | 0 | \$190,044 | | | | x |
| Engineering | Mechanical Engineering | Sun,Li | Professor | Full-time | 50% | 25% | 25% | 100% | 1 | 0 | 0 | 2 | 0 | 0 | 0 | 0 | 1 | 7 | 0 | 0 | \$126,342 | | | | x |
| Engineering | Mechanical Engineering | Tang,Yingjie | Research Assistant Professor | Full-time | 90% | 0% | 10% | 100% | 0 | 0 | 0 | 0 | 0 | 0 | 0 | 0 | 0 | 0 | 0 | 0 | \$66,768 | | x | | |
| Engineering | Mechanical Engineering | Wang,Su Su | Professor | Full-time | 40% | 50% | 10% | 100% | 1 | 0 | 1 | 2 | 0 | 0 | 1 | 0 | 0 | 1 | 0 | 0 | \$169,775 | | | | x |
| Engineering | Mechanical Engineering | Wassar,Taufik | Research Assistant Professor | Full-time | 90% | 0% | 10% | 100% | 0 | 0 | 0 | 0 | 0 | 0 | 0 | 0 | 0 | 0 | 0 | 0 | \$73,558 | | x | | |
| Engineering | Mechanical Engineering | Yang,Di | Assistant Professor | Full-time | 65% | 25% | 10% | 100% | 0 | 0 | 1 | 3 | 0 | 0 | 1 | 1 | 0 | 3 | 0 | 0 | \$93,309 | | | | x |
| Engineering | Mechanical Engineering | Yu,Cunjiang | Associate Professor | Full-time | 65% | 25% | 10% | 100% | 1 | 0 | 0 | 9 | 0 | 0 | 1 | 0 | 1 | 8 | 0 | 0 | \$129,100 | | | | x |
| Engineering | Petroleum Engineering | Ehlig-Economides,Christine A. | Professor | Full-time | 45% | 30% | 25% | 100% | 0 | 0 | 1 | 5 | 0 | 0 | 1 | 0 | 2 | 3 | 0 | 0 | \$240,790 | | | | x |
| Engineering | Petroleum Engineering | Farouq-Ali,Syed | Professor | Full-time | 25% | 65% | 10% | 100% | 1 | 0 | 3 | 1 | 0 | 0 | 0 | 0 | 2 | 2 | 0 | 0 | \$255,129 | | | | x |
| Engineering | Petroleum Engineering | Hathorn,Lori A | Assistant Professor | Full-time | 20% | 70% | 10% | 100% | 1 | 0 | 2 | 6 | 0 | 0 | 1 | 0 | 0 | 6 | 0 | 0 | \$108,204 | | | | x |
| Engineering | Petroleum Engineering | Hatzignatiou,Dimitrios Georgios | Professor | Full-time | 48% | 35% | 18% | 100% | 2 | 0 | 0 | 1 | 0 | 0 | 1 | 0 | 0 | 2 | 0 | 0 | \$178,779 | | | | x |
| Engineering | Petroleum Engineering | Kabir,Chowdhury Shahjahan | Lecturer | Full-time | 0% | 100% | 0% | 100% | 2 | 0 | 2 | 0 | 0 | 0 | 3 | 0 | 0 | 0 | 0 | 0 | \$66,511 | | | | x |
| Engineering | Petroleum Engineering | Kostarelos,Konstantinos | Associate Professor | Full-time | 40% | 20% | 40% | 100% | 1 | 0 | 2 | 3 | 0 | 0 | 1 | 0 | 1 | 2 | 0 | 0 | \$130,451 | | | | x |
| Engineering | Petroleum Engineering | Lee,Kyung Jae | Assistant Professor | Full-time | 50% | 20% | 30% | 100% | 1 | 0 | 2 | 6 | 0 | 0 | 2 | 0 | 1 | 6 | 0 | 0 | \$105,885 | | | | x |
| Engineering | Petroleum Engineering | Myers,Michael Tolbert | Associate Professor | Full-time | 20% | 60% | 20% | 100% | 4 | 0 | 2 | 6 | 0 | 0 | 2 | 0 | 2 | 6 | 0 | 0 | \$161,632 | | | | x |
| Engineering | Petroleum Engineering | Qin,Guan | Associate Professor | Full-time | 63% | 28% | 10% | 100% | 1 | 0 | 2 | 4 | 0 | 0 | 1 | 0 | 1 | 5 | 0 | 0 | \$145,053 | | | | x |
| Engineering | Petroleum Engineering | Sakhaee Pour,Ahmad | Assistant Professor | Full-time | 44% | 25% | 32% | 100% | 1 | 0 | 0 | 3 | 0 | 0 | 1 | 0 | 0 | 5 | 0 | 0 | \$105,801 | | | | x |
| Engineering | Petroleum Engineering | Soliman,Mohamed Yousef | Professor | Full-time | 10% | 30% | 60% | 100% | 0 | 0 | 0 | 3 | 0 | 0 | 0 | 0 | 0 | 6 | 0 | 0 | \$232,321 | | | | x |
| Engineering | Petroleum Engineering | Thakur,Ganesh Chandra | Professor | Full-time | 55% | 15% | 30% | 100% | 0 | 0 | 1 | 4 | 0 | 0 | 0 | 0 | 2 | 3 | 0 | 0 | \$266,655 | | | | x |
| Engineering | Petroleum Engineering | Wong,George K | Associate Professor | Full-time | 48% | 38% | 15% | 100% | 1 | 0 | 2 | 5 | 0 | 0 | 1 | 0 | 0 | 5 | 0 | 0 | \$149,853 | | | | x |
| Gerald D Hines Arch & Design | Dean, Architecture and Design | Adams,Vera A | Lecturer | Full-time | 0% | 40% | 60% | 100% | 2 | 0 | 0 | 0 | 0 | 0 | 2 | 0 | 2 | 0 | 0 | 0 | \$61,200 | | | | x |
| Gerald D Hines Arch & Design | Dean, Architecture and Design | Bell,Larry S | Professor | Full-time | 0% | 100% | 0% | 100% | 1 | 0 | 2 | 1 | 0 | 0 | 0 | 0 | 2 | 1 | 0 | 0 | \$100,965 | | | | x |
| Gerald D Hines Arch & Design | Dean, Architecture and Design | Beneytez-Duran,Rafael | Associate Professor | Full-time | 30% | 40% | 30% | 100% | 1 | 0 | 0 | 0 | 0 | 0 | 0 | 0 | 0 | 0 | 0 | 0 | \$143,000 | | | | x |
| Gerald D Hines Arch & Design | Dean, Architecture and Design | Borden,Gail | Professor | Full-time | 40% | 40% | 40% | 100% | 0 | 0 | 2 | 1 | 0 | 0 | 0 | 0 | 1 | 0 | 0 | 0 | \$189,300 | | | | x |
| Gerald D Hines Arch & Design | Dean, Architecture and Design | Brune,Geoffrey | Professor | Full-time | 20% | 50% | 30% | 100% | 1 | 0 | 0 | 0 | 0 | 0 | 1 | 0 | 0 | 0 | 0 | 0 | \$114,591 | | | | x |
| Gerald D Hines Arch & Design | Dean, Architecture and Design | Bruton,Alan P | Associate Professor | Full-time | 20% | 20% | 60% | 100% | 1 | 0 | 0 | 0 | 0 | 0 | 1 | 0 | 0 | 0 | 0 | 0 | \$96,913 | | | | |

Faculty Workload Report - Fall 2019 and Spring 2020

KEY: UG - Undergraduate Class; GR - Graduate Class; SP - Special Professional Class; ORG - Organized Class; NON - Non Organized Class

| COLLEGE NAME | DEPARTMENT/UNIT | FACULTY NAME | FACULTY TITLE/RANK | FT/PT | AY 19-20 Percent (%) Effort | | | | (# Classes Taught Fall 2019) | | | | | | (# Classes Taught Spring 2020) | | | | | | Funding Source | | | | | | |
|--------------------------------|--------------------------------|---------------------------|-----------------------------------|-----------|-----------------------------|------------------------|---------|------------------|------------------------------|-----|-----|-----|-----|-----|--------------------------------|-----|-----|-----|-----|-----|----------------|-----------|-------|-------|-------|---|---|
| | | | | | Research & Scholarship | Teaching & Instruction | Service | Total (%) Effort | UG | | GR | | SP | | UG | | GR | | SP | | Salary | Gift | Grant | Local | State | | |
| | | | | | | | | | ORG | NON | ORG | NON | ORG | NON | ORG | NON | ORG | NON | ORG | NON | | | | | | | |
| Gerald D Hines Arch & Design | Dean, Architecture and Design | Chow,George K | Assistant Professor | Full-time | 15% | 65% | 20% | 100% | 3 | 0 | 3 | 1 | 0 | 0 | 3 | 0 | 3 | 0 | 0 | 0 | 0 | \$78,795 | | | | | x |
| Gerald D Hines Arch & Design | Dean, Architecture and Design | Colaco,Joseph P | Professor | Full-time | 40% | 40% | 20% | 100% | 0 | 0 | 0 | 0 | 0 | 1 | 0 | 1 | 0 | 0 | 0 | 0 | 0 | \$92,083 | | | | | x |
| Gerald D Hines Arch & Design | Dean, Architecture and Design | Dawood,Azra | Scholar-in-Residence | Full-time | 50% | 50% | 0% | 100% | 0 | 0 | 1 | 0 | 0 | 0 | 1 | 0 | 1 | 0 | 0 | 0 | 0 | \$55,000 | | | | x | |
| Gerald D Hines Arch & Design | Dean, Architecture and Design | Diehl,Tom | Associate Professor | Full-time | 20% | 40% | 40% | 100% | 1 | 0 | 0 | 0 | 0 | 1 | 0 | 0 | 0 | 0 | 0 | 0 | 0 | \$88,473 | | | | | x |
| Gerald D Hines Arch & Design | Dean, Architecture and Design | Feng,Feng | Associate Professor | Full-time | 40% | 40% | 20% | 100% | 2 | 0 | 2 | 0 | 0 | 0 | 2 | 1 | 1 | 2 | 0 | 0 | 0 | \$106,308 | | | | | x |
| Gerald D Hines Arch & Design | Dean, Architecture and Design | Froehlich,Dietmar | Professor | Full-time | 30% | 40% | 30% | 100% | 1 | 0 | 1 | 1 | 0 | 0 | 0 | 0 | 1 | 0 | 0 | 0 | 0 | \$98,475 | | | | | x |
| Gerald D Hines Arch & Design | Dean, Architecture and Design | Gonzales,Michael A | Instructional Assistant Professor | Full-time | 20% | 55% | 25% | 100% | 2 | 0 | 0 | 0 | 0 | 0 | 2 | 0 | 0 | 0 | 0 | 0 | \$50,025 | | | | | x | |
| Gerald D Hines Arch & Design | Dean, Architecture and Design | Jackson,Megan H | Instructional Assistant Professor | Full-time | 0% | 65% | 35% | 100% | 3 | 0 | 0 | 0 | 0 | 0 | 3 | 0 | 0 | 0 | 0 | 0 | \$73,711 | | | | | x | |
| Gerald D Hines Arch & Design | Dean, Architecture and Design | Johnson,Matthew W | Associate Professor | Full-time | 25% | 50% | 25% | 100% | 1 | 0 | 2 | 0 | 0 | 0 | 0 | 0 | 1 | 0 | 0 | 0 | \$90,115 | | | | | x | |
| Gerald D Hines Arch & Design | Dean, Architecture and Design | Kacmar,Donna | Professor | Full-time | 30% | 20% | 50% | 100% | 1 | 0 | 0 | 0 | 0 | 0 | 2 | 0 | 0 | 0 | 0 | 0 | \$112,224 | | | | | x | |
| Gerald D Hines Arch & Design | Dean, Architecture and Design | Kimbrough,Mark S | Instructional Associate Professor | Full-time | 20% | 60% | 20% | 100% | 4 | 0 | 2 | 0 | 0 | 0 | 3 | 1 | 1 | 0 | 0 | 0 | \$107,099 | | | | | x | |
| Gerald D Hines Arch & Design | Dean, Architecture and Design | Kubo,Michael | Assistant Professor | Full-time | 30% | 35% | 35% | 100% | 1 | 1 | 0 | 0 | 0 | 0 | 0 | 0 | 1 | 0 | 0 | 0 | \$86,572 | | | | | x | |
| Gerald D Hines Arch & Design | Dean, Architecture and Design | Kudless,Andrew Justin | Professor | Full-time | 30% | 30% | 40% | 100% | 0 | 0 | 0 | 0 | 0 | 0 | 0 | 0 | 0 | 0 | 0 | 0 | \$147,000 | | | | | x | |
| Gerald D Hines Arch & Design | Dean, Architecture and Design | Kwon,Eunsook | Professor | Full-time | 90% | 0% | 10% | 100% | 1 | 2 | 1 | 0 | 0 | 0 | 1 | 1 | 2 | 0 | 0 | 0 | \$126,300 | | | | | x | |
| Gerald D Hines Arch & Design | Dean, Architecture and Design | Logan,Jason | Instructional Assistant Professor | Full-time | 25% | 50% | 25% | 100% | 0 | 0 | 3 | 0 | 0 | 0 | 0 | 0 | 1 | 0 | 0 | 0 | \$73,717 | | | | x | | |
| Gerald D Hines Arch & Design | Dean, Architecture and Design | Longoria,Rafael R | Professor | Full-time | 20% | 60% | 20% | 100% | 0 | 0 | 1 | 1 | 0 | 0 | 0 | 0 | 1 | 1 | 0 | 0 | \$106,263 | | | | | x | |
| Gerald D Hines Arch & Design | Dean, Architecture and Design | Peters,Patrick A | Professor | Full-time | 25% | 50% | 25% | 100% | 0 | 0 | 0 | 0 | 0 | 0 | 0 | 0 | 1 | 0 | 0 | 0 | \$111,628 | | | | | x | |
| Gerald D Hines Arch & Design | Dean, Architecture and Design | Qureshi,Ziad | Assistant Professor | Full-time | 30% | 50% | 20% | 100% | 2 | 0 | 0 | 0 | 0 | 0 | 1 | 0 | 0 | 0 | 0 | 0 | \$83,372 | | | | | x | |
| Gerald D Hines Arch & Design | Dean, Architecture and Design | Race,Bruce Alan | Professor | Full-time | 30% | 50% | 20% | 100% | 2 | 0 | 1 | 1 | 0 | 0 | 2 | 0 | 1 | 1 | 0 | 0 | \$138,296 | | | | | x | |
| Gerald D Hines Arch & Design | Dean, Architecture and Design | Rifaat,Shafik I | Professor | Full-time | 40% | 40% | 20% | 100% | 1 | 0 | 1 | 0 | 0 | 0 | 1 | 1 | 1 | 0 | 0 | 0 | \$76,614 | | | | | x | |
| Gerald D Hines Arch & Design | Dean, Architecture and Design | Rodriguez Fernandez,Marta | Assistant Professor | Full-time | 20% | 60% | 20% | 100% | 2 | 0 | 1 | 0 | 0 | 0 | 2 | 0 | 0 | 0 | 0 | 0 | \$77,853 | | | | | x | |
| Gerald D Hines Arch & Design | Dean, Architecture and Design | Rogers,Susan | Associate Professor | Full-time | 30% | 50% | 20% | 100% | 1 | 0 | 0 | 0 | 0 | 0 | 1 | 0 | 1 | 0 | 0 | 0 | \$95,281 | | | | | x | |
| Gerald D Hines Arch & Design | Dean, Architecture and Design | Self,Ronnie L | Professor | Full-time | 30% | 40% | 30% | 100% | 1 | 0 | 0 | 0 | 0 | 0 | 2 | 0 | 0 | 0 | 0 | 0 | \$105,887 | | | | | x | |
| Gerald D Hines Arch & Design | Dean, Architecture and Design | Truitt,William C | Associate Professor | Full-time | 10% | 60% | 30% | 100% | 2 | 0 | 0 | 0 | 0 | 0 | 3 | 0 | 0 | 0 | 0 | 0 | \$85,547 | | | | | x | |
| Gerald D Hines Arch & Design | Dean, Architecture and Design | Tucker de Vazquez,Sheryl | Instructional Assistant Professor | Full-time | 20% | 60% | 20% | 100% | 4 | 0 | 0 | 0 | 0 | 0 | 2 | 0 | 0 | 0 | 0 | 0 | \$62,937 | | | | | x | |
| Gerald D Hines Arch & Design | Dean, Architecture and Design | Wells,Adam C | Instructional Assistant Professor | Full-time | 0% | 80% | 20% | 100% | 2 | 0 | 0 | 2 | 0 | 0 | 3 | 0 | 2 | 0 | 0 | 0 | \$77,035 | | | | | x | |
| Gerald D Hines Arch & Design | Dean, Architecture and Design | Wiener,Ross George | Adjunct Faculty | Full-time | 0% | 100% | 0% | 100% | 2 | 0 | 0 | 0 | 0 | 0 | 3 | 0 | 0 | 0 | 0 | 0 | \$56,738 | | | | x | | |
| Gerald D Hines Arch & Design | Dean, Architecture and Design | Zweig,Peter J | Professor | Full-time | 40% | 40% | 20% | 100% | 2 | 0 | 0 | 0 | 0 | 0 | 1 | 0 | 0 | 0 | 0 | 0 | \$114,458 | | | | | x | |
| Grad College of Social Work | Dean, Social Work | Acquati,Chiara | Assistant Professor | Full-time | 40% | 40% | 20% | 100% | 0 | 0 | 3 | 0 | 0 | 0 | 0 | 0 | 2 | 0 | 0 | 0 | \$74,576 | | | | | x | |
| Grad College of Social Work | Dean, Social Work | Ali,Samira Bano | Assistant Professor | Full-time | 70% | 10% | 20% | 100% | 0 | 0 | 1 | 0 | 0 | 0 | 0 | 0 | 1 | 0 | 0 | 0 | \$77,303 | | | | x | | |
| Grad College of Social Work | Dean, Social Work | Amtsberg,Donna K. | Clinical Asst Prof | Full-time | 0% | 60% | 40% | 100% | 0 | 0 | 3 | 0 | 0 | 0 | 0 | 0 | 3 | 0 | 0 | 0 | \$67,503 | | | | x | | |
| Grad College of Social Work | Dean, Social Work | Barthelemy,Juan | Assistant Professor | Full-time | 40% | 40% | 20% | 100% | 0 | 0 | 2 | 0 | 0 | 0 | 0 | 0 | 2 | 0 | 0 | 0 | \$78,183 | | | | | x | |
| Grad College of Social Work | Dean, Social Work | Berger Cardoso,Jodi A | Associate Professor | Full-time | 50% | 30% | 20% | 100% | 0 | 0 | 2 | 0 | 0 | 0 | 0 | 0 | 1 | 0 | 0 | 0 | \$86,881 | | | | | x | |
| Grad College of Social Work | Dean, Social Work | Borja,Sharon G | Assistant Professor | Full-time | 60% | 20% | 20% | 100% | 0 | 0 | 2 | 0 | 0 | 0 | 0 | 0 | 0 | 0 | 0 | 0 | \$78,566 | | | | | x | |
| Grad College of Social Work | Dean, Social Work | Boyd,Donte Travon | Assistant Professor | Full-time | 60% | 20% | 20% | 100% | 0 | 0 | 1 | 0 | 0 | 0 | 0 | 0 | 1 | 0 | 0 | 0 | \$77,000 | | | | | x | |
| Grad College of Social Work | Dean, Social Work | Boyd,Reiko K | Assistant Professor | Full-time | 60% | 20% | 20% | 100% | 0 | 0 | 2 | 0 | 0 | 0 | 0 | 0 | 0 | 0 | 0 | 0 | \$78,413 | | | | x | | |
| Grad College of Social Work | Dean, Social Work | Brown,Aabha | Clinical Asst Prof | Full-time | 0% | 60% | 40% | 100% | 0 | 0 | 3 | 0 | 0 | 0 | 0 | 0 | 3 | 0 | 0 | 0 | \$73,694 | | | | | x | |
| Grad College of Social Work | Dean, Social Work | Cheung,Monit | Professor | Full-time | 50% | 30% | 20% | 100% | 0 | 0 | 0 | 1 | 0 | 0 | 0 | 0 | 3 | 2 | 0 | 0 | \$146,333 | | | | | x | |
| Grad College of Social Work | Dean, Social Work | Gearing,Robin Edward | Professor | Full-time | 40% | 40% | 20% | 100% | 0 | 0 | 1 | 1 | 0 | 0 | 0 | 0 | 5 | 1 | 0 | 0 | \$114,429 | | | | | x | |
| Grad College of Social Work | Dean, Social Work | Gonzales,Shelley A | Clinical Asst Prof | Full-time | 0% | 40% | 60% | 100% | 0 | 0 | 2 | 0 | 0 | 0 | 0 | 0 | 3 | 0 | 0 | 0 | \$72,420 | | | | | x | |
| Grad College of Social Work | Dean, Social Work | Jennings,Sheara Williams | Associate Professor | Full-time | 60% | 20% | 20% | 100% | 0 | 0 | 0 | 0 | 0 | 0 | 0 | 0 | 0 | 0 | 0 | 0 | \$92,931 | | | | | x | |
| Grad College of Social Work | Dean, Social Work | Lea III,Charles Herbert | Assistant Professor | Full-time | 60% | 20% | 20% | 100% | 0 | 0 | 0 | 0 | 0 | 0 | 0 | 0 | 2 | 0 | 0 | 0 | \$80,000 | | | | | x | |
| Grad College of Social Work | Dean, Social Work | Leung,Yuk-Hi Patrick | Professor | Full-time | 70% | 10% | 20% | 100% | 0 | 0 | 1 | 3 | 0 | 0 | 0 | 0 | 0 | 0 | 1 | 0 | \$132,439 | | | | | x | |
| Grad College of Social Work | Dean, Social Work | Lucas,Virginia | Clinical Asst Prof | Full-time | 0% | 40% | 60% | 100% | 0 | 0 | 3 | 0 | 0 | 0 | 0 | 0 | 4 | 0 | 0 | 0 | \$83,193 | | | | | x | |
| Grad College of Social Work | Dean, Social Work | Miyawaki,Christina E | Assistant Professor | Full-time | 50% | 30% | 20% | 100% | 0 | 0 | 2 | 0 | 0 | 0 | 0 | 0 | 1 | 0 | 0 | 0 | \$76,141 | | | | x | | |
| Grad College of Social Work | Dean, Social Work | Parker,Jamie Lynne | Clinical Asst Prof | Full-time | 0% | 10% | 90% | 100% | 0 | 0 | 2 | 6 | 0 | 0 | 0 | 0 | 2 | 6 | 0 | 0 | \$82,059 | | | | | x | |
| Grad College of Social Work | Dean, Social Work | Pritzker,Suzanne | Associate Professor | Full-time | 40% | 40% | 20% | 100% | 0 | 0 | 2 | 2 | 0 | 0 | 0 | 0 | 2 | 2 | 0 | 0 | \$90,162 | | | | | x | |
| Grad College of Social Work | Dean, Social Work | Robbins,Susan P | Professor | Full-time | 40% | 10% | 50% | 100% | 0 | 0 | 0 | 3 | 0 | 0 | 0 | 0 | 1 | 3 | 0 | 0 | \$127,848 | | | | | x | |
| Grad College of Social Work | Dean, Social Work | Rubin,Allen | Professor | Full-time | 40% | 40% | 20% | 100% | 0 | 0 | 2 | 1 | 0 | 0 | 0 | 0 | 2 | 0 | 0 | 0 | \$174,138 | | | | | x | |
| Grad College of Social Work | Dean, Social Work | Sampson,McClain | Associate Professor | Full-time | 60% | 20% | 20% | 100% | 0 | 0 | 1 | 0 | 0 | 0 | 0 | 0 | 1 | 0 | 0 | 0 | \$87,462 | | | | | x | |
| Grad College of Social Work | Dean, Social Work | Torres,Isabel | Associate Professor | Full-time | 40% | 20% | 40% | 100% | 0 | 0 | 0 | 1 | 0 | 0 | 0 | 0 | 1 | 1 | 0 | 0 | \$102,863 | | | | | x | |
| Grad College of Social Work | Dean, Social Work | Walton,Quenette | Assistant Professor | Full-time | 40% | 40% | 20% | 100% | 0 | 0 | 3 | 1 | 0 | 0 | 0 | 0 | 4 | 0 | 0 | 0 | \$80,425 | | | | | x | |
| Grad College of Social Work | Dean, Social Work | Williams,Jody | Visiting Professor | Full-time | 0% | 100% | 0% | 100% | 0 | 0 | 0 | 0 | 0 | 0 | 0 | 0 | 0 | 0 | 0 | 0 | \$202,001 | x | | | | x | |
| Hobby School of Public Affairs | Hobby School of Public Affairs | Buttorff,Gail J. | Instructional Assistant Professor | Full-time | 40% | 30% | 30% | 100% | 0 | 0 | 1 | 0 | 0 | 0 | 0 | 0 | 0 | 0 | 0 | 0 | \$75,915 | | | | | x | |
| Hobby School of Public Affairs | Hobby School of Public Affairs | Engster,Daniel A | Professor | Full-time | 20% | 40% | 40% | 100% | 0 | 1 | 2 | 0 | 0 | 0 | 0 | 0 | 1 | 0 | 0 | 0 | \$162,852 | | | | | x | |
| Hobby School of Public Affairs | Hobby School of Public Affairs | Luttrell,Johanna | Instructional Assistant Professor | Full-time | 35% | 30% | 35% | 100% | 3 | 0 | 1 | 0 | 0 | 0 | 3 | 0 | 1 | 0 | 0 | 0 | \$52,078 | | | | | x | |
| Hobby School of Public Affairs | Hobby School of Public Affairs | Pinto,Pablo M | Associate Professor | Full-time | 30% | 30% | 40% | 100% | 0 | 0 | 0 | 0 | 0 | 0 | 0 | 0 | 2 | 0 | 0 | 0 | \$153,600 | | | | | x | |
| Hobby School of Public Affairs | Hobby School of Public Affairs | Wong,Man Chiu | Professor | Full-time | 20% | 50% | 30% | 100% | 0 | 0 | 2 | 0 | 0 | 0 | 0 | 0 | 1 | 2 | 0 | 0 | \$188,700 | | | | | x | |
| Honors College | Dean, Honors College | Apicella,Brian Anthony | Lecturer | Full-time | 0% | 100% | 0% | 100% | 4 | 0 | 0 | 0 | 0 | 0 | 0 | 0 | 0 | 0 | 0 | 0 | \$20,000 | | | | | x | |
| Honors College | Dean, Honors College | Barnes,Michael | Instructional Associate Professor | Full-time | 10% | 70% | 20% | 100% | 4 | 0 | 0 | 0 | 0 | 0 | 4 | 0 | 0 | 0 | 0 | 0 | \$70,000 | | | | | x | |
| Honors College | Dean, Honors College | Belco,Michelle Helene | Lecturer | Full-time | 10% | 70% | 20% | 100% | 4 | 3 | 0 | 0 | 0 | 0 | 3 | 2 | 0 | 0 | 0 | 0 | \$50,521 | | | | | x | |
| Honors College | Dean, Honors College | Bland,Laura Elizabeth | Instructional Assistant Professor | Full-time | 10% | 70% | 20% | 100% | 5 | 0 | 0 | 0 | 0 | 0 | 5 | 0 | 0 | 0 | 0 | 0 | \$67,000 | | | | | x | |
| Honors College | Dean, Honors College | Charara,Hayan S | Instructional Assistant Professor | Full-time | 10% | 70% | 20% | 100% | 4 | 1 | 1 | 1 | 0 | 0 | 5 | 1 | 0 | 0 | 0 | 0 | \$63,500 | | | | | x | |
| Honors College | Dean, Honors College | Cremins,Robert Paul | Lecturer | Full-time | 10% | 70% | 20% | 100% | 2 | 1 | 0 | 0 | 0 | 0 | 5 | 2 | 0 | 0 | 0 | 0 | \$49,021 | | | | | x | |
| H | | | | | | | | | | | | | | | | | | | | | | | | | | | |

Faculty Workload Report - Fall 2019 and Spring 2020

KEY: UG - Undergraduate Class; GR - Graduate Class; SP - Special Professional Class; ORG - Organized Class; NON - Non Organized Class

| COLLEGE NAME | DEPARTMENT/UNIT | FACULTY NAME | FACULTY TITLE/RANK | FT/PT | AY 19-20 Percent (%) Effort | | | | (# Classes Taught Fall 2019) | | | | | | (# Classes Taught Spring 2020) | | | | | | Funding Source | | | | |
|--------------------------------|--------------------------|--------------------------------|-----------------------------------|-----------|-----------------------------|------------------------|---------|------------------|------------------------------|-----|-----|-----|-----|-----|--------------------------------|-----|-----|-----|-----------|-----------|----------------|------|-------|-------|-------|
| | | | | | Research & Scholarship | Teaching & Instruction | Service | Total (%) Effort | UG | | GR | | SP | | UG | | GR | | SP | | Salary | Gift | Grant | Local | State |
| | | | | | | | | | ORG | NON | ORG | NON | ORG | NON | ORG | NON | ORG | NON | ORG | NON | | | | | |
| Law | Dean, Law | Hudson,Ryan | Professor | Full-time | 40% | 40% | 20% | 100% | 0 | 0 | 0 | 0 | 2 | 0 | 0 | 0 | 0 | 1 | 0 | \$176,380 | | | | x | |
| Law | Dean, Law | Joyce,Craig | Professor | Full-time | 40% | 40% | 20% | 100% | 0 | 0 | 0 | 0 | 2 | 0 | 0 | 0 | 0 | 0 | \$191,397 | | | | x | | |
| Law | Dean, Law | Kaufman,Zachary Daniel | Associate Professor | Full-time | 40% | 40% | 20% | 100% | 0 | 0 | 0 | 0 | 2 | 0 | 0 | 0 | 0 | 0 | \$133,500 | | | | x | | |
| Law | Dean, Law | Knake,Renee N | Professor | Full-time | 40% | 40% | 20% | 100% | 0 | 0 | 0 | 0 | 2 | 0 | 0 | 0 | 0 | 1 | \$203,855 | | | | x | | |
| Law | Dean, Law | Kumar,Sapna | Professor | Full-time | 40% | 30% | 30% | 100% | 0 | 0 | 0 | 0 | 2 | 0 | 0 | 0 | 0 | 1 | \$170,707 | | | | x | | |
| Law | Dean, Law | Kwok,David Y | Associate Professor | Full-time | 30% | 50% | 20% | 100% | 0 | 0 | 0 | 0 | 1 | 0 | 0 | 0 | 0 | 2 | \$141,174 | | | | x | | |
| Law | Dean, Law | Linzer,Peter | Professor | Full-time | 40% | 40% | 20% | 100% | 0 | 0 | 0 | 0 | 1 | 0 | 0 | 0 | 0 | 2 | \$179,457 | | | | x | | |
| Law | Dean, Law | Mantel,Jessica | Associate Professor | Full-time | 40% | 40% | 20% | 100% | 0 | 0 | 0 | 0 | 2 | 0 | 0 | 0 | 0 | 1 | \$146,645 | | | | x | | |
| Law | Dean, Law | Marquez,Ryan Michael | Professor of Practice | Full-time | 0% | 80% | 20% | 100% | 0 | 0 | 0 | 0 | 0 | 0 | 0 | 0 | 1 | 1 | \$62,550 | x | | | | | |
| Law | Dean, Law | Marrus,Ellen | Professor | Full-time | 40% | 40% | 20% | 100% | 0 | 0 | 0 | 0 | 0 | 0 | 0 | 0 | 0 | 2 | \$173,551 | | | | x | | |
| Law | Dean, Law | McElvaney,Richard M | Clinical Assoc Prof | Full-time | 0% | 80% | 20% | 100% | 0 | 0 | 0 | 0 | 1 | 2 | 0 | 0 | 0 | 0 | \$101,926 | x | | | | | |
| Law | Dean, Law | Michaels,Andrew Charles | Assistant Professor | Full-time | 40% | 40% | 20% | 100% | 0 | 0 | 0 | 0 | 2 | 0 | 0 | 0 | 0 | 1 | \$126,043 | | | | x | | |
| Law | Dean, Law | Moll,Douglas Keith | Professor | Full-time | 40% | 40% | 20% | 100% | 0 | 0 | 0 | 0 | 1 | 0 | 0 | 0 | 0 | 2 | \$189,868 | | | | x | | |
| Law | Dean, Law | Morales,Daniel I | Associate Professor | Full-time | 40% | 40% | 20% | 100% | 0 | 0 | 0 | 0 | 1 | 0 | 0 | 0 | 0 | 2 | \$161,364 | | | | x | | |
| Law | Dean, Law | Morath,Sarah | Clinical Assoc Prof | Full-time | 10% | 60% | 30% | 100% | 0 | 0 | 0 | 0 | 2 | 0 | 0 | 0 | 0 | 1 | \$101,532 | | | | x | | |
| Law | Dean, Law | Nelson,James D | Assistant Professor | Full-time | 40% | 40% | 20% | 100% | 0 | 0 | 0 | 0 | 0 | 0 | 0 | 0 | 0 | 2 | \$133,832 | | | | x | | |
| Law | Dean, Law | Oldham,J Thomas | Professor | Full-time | 50% | 40% | 10% | 100% | 0 | 0 | 0 | 0 | 2 | 0 | 0 | 0 | 0 | 1 | \$199,091 | | | | x | | |
| Law | Dean, Law | Olivas,Michael A | Professor | Full-time | 40% | 40% | 20% | 100% | 0 | 0 | 0 | 0 | 0 | 0 | 0 | 0 | 0 | 0 | \$215,522 | x | | | x | | |
| Law | Dean, Law | Ragazzo,Robert A | Professor | Full-time | 40% | 40% | 20% | 100% | 0 | 0 | 0 | 0 | 2 | 0 | 0 | 0 | 0 | 1 | \$187,513 | | | | x | | |
| Law | Dean, Law | Rave,Donald Theodore | Associate Professor | Full-time | 40% | 40% | 20% | 100% | 0 | 0 | 0 | 0 | 2 | 0 | 0 | 0 | 0 | 0 | \$150,217 | | | | x | | |
| Law | Dean, Law | Reed,Hilary S | Clinical Assoc Prof | Full-time | 15% | 70% | 15% | 100% | 0 | 0 | 0 | 0 | 2 | 0 | 0 | 0 | 0 | 2 | \$92,773 | | | | x | | |
| Law | Dean, Law | Roberts,Jessica | Professor | Full-time | 40% | 40% | 20% | 100% | 0 | 0 | 0 | 0 | 1 | 0 | 0 | 0 | 0 | 1 | \$210,000 | | | | x | | |
| Law | Dean, Law | Sanders,Joseph | Professor | Full-time | 40% | 40% | 20% | 100% | 0 | 0 | 0 | 0 | 1 | 3 | 0 | 0 | 0 | 2 | \$236,987 | | | | x | | |
| Law | Dean, Law | Simpson,Lauren J | Clinical Assoc Prof | Full-time | 0% | 80% | 20% | 100% | 0 | 0 | 0 | 0 | 2 | 0 | 0 | 0 | 0 | 2 | \$98,842 | | | | x | | |
| Law | Dean, Law | Swift,Kenneth Richard | Clinical Assoc Prof | Full-time | 10% | 75% | 15% | 100% | 0 | 0 | 0 | 0 | 2 | 0 | 0 | 0 | 0 | 2 | \$98,192 | | | | x | | |
| Law | Dean, Law | Ten Cate,Irene | Clinical Asst Prof | Full-time | 0% | 80% | 20% | 100% | 0 | 0 | 0 | 0 | 2 | 0 | 0 | 0 | 0 | 2 | \$87,623 | | | | x | | |
| Law | Dean, Law | Thompson,Sandra Guerra | Professor | Full-time | 40% | 40% | 20% | 100% | 0 | 0 | 0 | 0 | 2 | 0 | 0 | 0 | 0 | 1 | \$211,095 | x | | | x | | |
| Law | Dean, Law | Trujillo,Elizabeth I. | Professor | Full-time | 40% | 40% | 20% | 100% | 0 | 0 | 0 | 0 | 0 | 0 | 0 | 0 | 0 | 0 | \$198,000 | | | | x | | |
| Law | Dean, Law | Turner,Ronald | Professor | Full-time | 50% | 40% | 10% | 100% | 0 | 0 | 0 | 0 | 1 | 0 | 0 | 0 | 0 | 2 | \$211,712 | | | | x | | |
| Law | Dean, Law | Vega,Rosemary | Lecturer | Full-time | 0% | 80% | 20% | 100% | 0 | 0 | 0 | 0 | 0 | 1 | 0 | 0 | 0 | 0 | 1 | \$76,930 | x | | | | |
| Law | Dean, Law | Warren,Gina S | Professor | Full-time | 40% | 40% | 20% | 100% | 0 | 0 | 0 | 0 | 2 | 0 | 0 | 0 | 0 | 1 | \$165,658 | | | | x | | |
| Law | Dean, Law | Wells,Douglas | Professor | Full-time | 40% | 40% | 20% | 100% | 0 | 0 | 0 | 0 | 2 | 3 | 0 | 0 | 0 | 1 | \$172,388 | | | | x | | |
| Law | Dean, Law | Willis,Tasha L | Clinical Assoc Prof | Full-time | 0% | 80% | 20% | 100% | 0 | 0 | 0 | 0 | 0 | 2 | 0 | 0 | 0 | 0 | \$99,683 | | | x | | | |
| Law | Dean, Law | Zale,Kellen B | Associate Professor | Full-time | 40% | 40% | 20% | 100% | 0 | 0 | 0 | 0 | 0 | 0 | 0 | 0 | 1 | 0 | \$144,997 | x | | | x | | |
| Law | Law Library | Watson,Amanda | Assistant Professor/Librarian | Full-time | 30% | 30% | 40% | 100% | 0 | 0 | 0 | 0 | 2 | 0 | 0 | 0 | 0 | 0 | \$127,626 | | | | x | | |
| Liberal Arts & Social Sciences | African-American Studies | Conyers,James I | Faculty Director | Full-time | 30% | 50% | 20% | 100% | 1 | 1 | 1 | 0 | 0 | 0 | 2 | 1 | 1 | 0 | \$120,783 | | | | x | | |
| Liberal Arts & Social Sciences | African-American Studies | Edwards,Crystal Latanya | Visiting Scholar | Full-time | 40% | 40% | 20% | 100% | 0 | 1 | 0 | 0 | 0 | 0 | 0 | 1 | 0 | 0 | \$52,020 | | | x | x | | |
| Liberal Arts & Social Sciences | African-American Studies | Jones-Obeng,Caralee Georgianna | Visiting Scholar | Full-time | 40% | 40% | 20% | 100% | 0 | 0 | 0 | 0 | 0 | 0 | 1 | 0 | 0 | 0 | \$50,000 | | | x | x | | |
| Liberal Arts & Social Sciences | Communication | Andre,Jennifer A | Lecturer | Full-time | 0% | 100% | 0% | 100% | 2 | 0 | 0 | 0 | 0 | 2 | 0 | 0 | 0 | 0 | \$30,000 | | | | x | | |
| Liberal Arts & Social Sciences | Communication | Ashley,Laura B | Instructional Assistant Professor | Full-time | 0% | 60% | 40% | 100% | 2 | 1 | 0 | 0 | 0 | 2 | 2 | 0 | 0 | 0 | \$59,940 | | | x | | | |
| Liberal Arts & Social Sciences | Communication | Buck,Suzanne | Instructional Associate Professor | Full-time | 0% | 60% | 40% | 100% | 3 | 0 | 0 | 0 | 0 | 0 | 2 | 1 | 0 | 0 | \$69,171 | | | | x | | |
| Liberal Arts & Social Sciences | Communication | Camaj,Lindita | Associate Professor | Full-time | 40% | 40% | 20% | 100% | 1 | 0 | 1 | 1 | 0 | 0 | 0 | 1 | 0 | 0 | \$85,321 | | | | x | | |
| Liberal Arts & Social Sciences | Communication | Choi,Ho Joon | Associate Professor | Full-time | 40% | 40% | 20% | 100% | 2 | 0 | 0 | 0 | 0 | 0 | 3 | 0 | 0 | 0 | \$82,483 | | | | x | | |
| Liberal Arts & Social Sciences | Communication | Clark,Thomas R | Lecturer | Full-time | 0% | 100% | 0% | 100% | 4 | 0 | 0 | 0 | 0 | 0 | 4 | 0 | 0 | 0 | \$27,000 | | | x | | | |
| Liberal Arts & Social Sciences | Communication | Crixell,Charles A | Lecturer | Full-time | 0% | 100% | 0% | 100% | 6 | 0 | 0 | 0 | 0 | 0 | 6 | 0 | 0 | 0 | \$30,000 | | | x | | | |
| Liberal Arts & Social Sciences | Communication | Crowe,Craig Warren | Instructional Assistant Professor | Full-time | 0% | 80% | 20% | 100% | 6 | 1 | 0 | 0 | 0 | 0 | 6 | 1 | 0 | 0 | \$74,008 | | | | x | | |
| Liberal Arts & Social Sciences | Communication | Fix,Julie B | Instructional Assistant Professor | Full-time | 0% | 60% | 40% | 100% | 3 | 0 | 0 | 0 | 0 | 0 | 3 | 1 | 0 | 0 | \$62,875 | | | | x | | |
| Liberal Arts & Social Sciences | Communication | Hamzah,Sahar Riyad | Instructional Assistant Professor | Full-time | 0% | 80% | 20% | 100% | 4 | 1 | 0 | 0 | 0 | 0 | 5 | 1 | 0 | 0 | \$46,200 | | | x | | | |
| Liberal Arts & Social Sciences | Communication | Harlow,Summer D | Assistant Professor | Full-time | 40% | 40% | 20% | 100% | 1 | 0 | 1 | 1 | 0 | 0 | 2 | 1 | 0 | 0 | \$84,000 | | | | x | | |
| Liberal Arts & Social Sciences | Communication | Hellmueller,Lea C | Assistant Professor | Full-time | 60% | 20% | 20% | 100% | 0 | 0 | 0 | 1 | 0 | 0 | 1 | 0 | 1 | 3 | \$81,968 | | | x | | | |
| Liberal Arts & Social Sciences | Communication | Houk,Keith R | Instructional Associate Professor | Full-time | 0% | 80% | 20% | 100% | 4 | 1 | 0 | 0 | 0 | 0 | 4 | 1 | 0 | 0 | \$61,157 | | | | x | | |
| Liberal Arts & Social Sciences | Communication | Huang,Yan | Assistant Professor | Full-time | 40% | 40% | 20% | 100% | 1 | 0 | 0 | 0 | 0 | 0 | 2 | 0 | 0 | 0 | \$73,000 | | | x | | | |
| Liberal Arts & Social Sciences | Communication | Ileri,Jackson Kioko | Visiting Scholar | Full-time | 60% | 20% | 20% | 100% | 0 | 0 | 0 | 0 | 0 | 0 | 1 | 0 | 0 | 0 | \$60,250 | | | x | | | |
| Liberal Arts & Social Sciences | Communication | Jowett,Garth Samuel | Professor | Full-time | 40% | 40% | 20% | 100% | 2 | 0 | 0 | 2 | 0 | 0 | 2 | 1 | 0 | 0 | \$134,384 | | | | x | | |
| Liberal Arts & Social Sciences | Communication | Kelley,Larry D. | Instructional Professor | Full-time | 0% | 80% | 20% | 100% | 3 | 0 | 0 | 0 | 0 | 2 | 2 | 0 | 0 | 0 | \$94,191 | | | x | | | |
| Liberal Arts & Social Sciences | Communication | Lee,Jaesub | Professor | Full-time | 40% | 40% | 20% | 100% | 2 | 0 | 0 | 0 | 0 | 0 | 2 | 0 | 0 | 0 | \$91,101 | | | | x | | |
| Liberal Arts & Social Sciences | Communication | Liu,Wenlin | Assistant Professor | Full-time | 40% | 40% | 20% | 100% | 0 | 0 | 0 | 0 | 0 | 0 | 2 | 0 | 0 | 0 | \$69,890 | | | | x | | |
| Liberal Arts & Social Sciences | Communication | Lyn,Robyn | Lecturer | Full-time | 0% | 100% | 0% | 100% | 4 | 0 | 0 | 0 | 0 | 0 | 5 | 0 | 0 | 0 | \$27,000 | | | x | | | |
| Liberal Arts & Social Sciences | Communication | Madrid-Morales,Daniel | Assistant Professor | Full-time | 40% | 40% | 20% | 100% | 2 | 0 | 0 | 0 | 0 | 0 | 1 | 0 | 2 | 0 | \$69,600 | | | x | | | |
| Liberal Arts & Social Sciences | Communication | Ni,Lan | Associate Professor | Full-time | 40% | 40% | 20% | 100% | 1 | 0 | 1 | 1 | 0 | 0 | 1 | 0 | 2 | 0 | \$97,638 | | | | x | | |
| Liberal Arts & Social Sciences | Communication | Northup,Christopher Temple | Associate Professor | Full-time | 20% | 40% | 40% | 100% | 1 | 1 | 0 | 1 | 0 | 0 | 2 | 1 | 0 | 1 | \$96,900 | | | | x | | |
| Liberal Arts & Social Sciences | Communication | Olson,Beth M | Associate Professor | Full-time | 40% | 40% | 20% | 100% | 1 | 1 | 0 | 0 | 0 | 0 | 1 | 0 | 1 | 0 | \$102,347 | | | | x | | |
| Liberal Arts & Social Sciences | Communication | Tinsley,Priscilla T | Instructional Assistant Professor | Full-time | 0% | 80% | 20% | 100% | 3 | 1 | 0 | 0 | 0 | 0 | 3 | 1 | 0 | 0 | \$46,200 | | | | x | | |
| Liberal Arts & Social Sciences | Communication | Vardeman,Jennifer E | Associate Professor | Full-time | 30% | 40% | 30% | 100% | 0 | 0 | 1 | 3 | 0 | 0 | 0 | 1 | 3 | 0 | \$94,000 | | | | x | | |
| Liberal Arts & Social Sciences | Communication | Xiao,Zhiwen | Associate Professor | Full-time | 40% | 40% | 20% | 100% | 1 | 0 | 1 | 0 | 0 | 0 | 2 | 0 | 1 | 0 | \$93,777 | | | | x | | |
| Liberal Arts & Social Sciences | Communication | Yamasaki,Jill S | Associate Professor | Full-time | 40% | 40% | 20% | 100% | 1 | 0 | 1 | 4 | 0 | 0 | 0 | 0 | 2 | 0 | \$84,342 | | | | x | | |
| Liberal Arts & Social Sciences | Communication Disorders | Andrews,Cherece N | Clinical Asst Prof | Full-time | 0% | 40% | 60% | 100% | 2 | 0 | 0 | 0 | 0 | 0 | 2 | 0 | 0 | 0 | \$92,102 | | | x | | | |
| Liberal Arts & Social Sciences | Communication Disorders | Blake,Margaret T | Professor | Full-time | 20% | 20% | 60% | 100% | 0 | 0 | 1 | 0 | 0 | 0 | 1 | 0 | 0 | 2 | \$105,358 | | | | x | | |

Faculty Workload Report - Fall 2019 and Spring 2020

| | | | | | KEY: UG - Undergraduate Class; GR - Graduate Class; SP - Special Professional Class; ORG - Organized Class; NON - Non Organized Class | | | | | | | | | | | | | | | | | | | | |
|--------------------------------|------------------------------|---------------------------|-----------------------------------|-----------|---|------------------------|---------|------------------|----------------------------|-----|-----|-----|-----|-----|------------------------------|-----|-----|-----|-----------|----------|----------------|------|-------|-------|-------|
| COLLEGE NAME | DEPARTMENT/UNIT | FACULTY NAME | FACULTY TITLE/RANK | FT/PT | AY 19-20 Percent (%) Effort | | | | # Classes Taught Fall 2019 | | | | | | # Classes Taught Spring 2020 | | | | | | Funding Source | | | | |
| | | | | | Research & Scholarship | Teaching & Instruction | Service | Total (%) Effort | UG | | GR | | SP | | UG | | GR | | SP | | Salary | Gift | Grant | Local | State |
| | | | | | | | | | ORG | NON | ORG | NON | ORG | NON | ORG | NON | ORG | NON | ORG | NON | | | | | |
| Liberal Arts & Social Sciences | Communication Disorders | Brittain,Terrell | Instructional Assistant Professor | Full-time | 0% | 80% | 20% | 100% | 5 | 0 | 0 | 0 | 0 | 0 | 5 | 0 | 0 | 0 | 0 | \$63,964 | | | | x | |
| Liberal Arts & Social Sciences | Communication Disorders | Bunta,Ferenc | Associate Professor | Full-time | 50% | 20% | 30% | 100% | 2 | 2 | 0 | 0 | 0 | 0 | 0 | 1 | 0 | 0 | 0 | \$92,246 | | | | x | |
| Liberal Arts & Social Sciences | Communication Disorders | Castilla-Earls,Anny | Associate Professor | Full-time | 70% | 10% | 20% | 100% | 1 | 0 | 0 | 0 | 0 | 0 | 1 | 0 | 0 | 0 | \$99,000 | | | | x | | |
| Liberal Arts & Social Sciences | Communication Disorders | Cizek,Laura S | Clinical Assoc Prof | Full-time | 0% | 80% | 20% | 100% | 2 | 0 | 0 | 1 | 0 | 0 | 2 | 0 | 0 | 2 | \$80,405 | | | | x | | |
| Liberal Arts & Social Sciences | Communication Disorders | Daniel,Stephanie K | Professor | Full-time | 40% | 40% | 20% | 100% | 2 | 0 | 0 | 1 | 0 | 0 | 1 | 0 | 1 | 0 | \$118,612 | | | | x | | |
| Liberal Arts & Social Sciences | Communication Disorders | Dunkelberger,Martha J | Instructional Associate Professor | Full-time | 0% | 70% | 30% | 100% | 3 | 0 | 2 | 0 | 0 | 0 | 3 | 0 | 0 | 0 | \$77,100 | | | x | | | |
| Liberal Arts & Social Sciences | Communication Disorders | Gietz,Merrilee Ruth | Instructional Assistant Professor | Full-time | 0% | 80% | 20% | 100% | 4 | 0 | 0 | 0 | 0 | 0 | 4 | 0 | 0 | 1 | \$62,256 | | | x | | | |
| Liberal Arts & Social Sciences | Communication Disorders | Hill,Sharon Grigsby | Instructional Assistant Professor | Full-time | 0% | 60% | 40% | 100% | 3 | 0 | 0 | 0 | 0 | 0 | 3 | 0 | 0 | 0 | \$84,785 | | | | x | | |
| Liberal Arts & Social Sciences | Communication Disorders | Ivey,Michelle L | Instructional Associate Professor | Full-time | 0% | 70% | 30% | 100% | 0 | 0 | 2 | 2 | 0 | 0 | 1 | 0 | 1 | 1 | \$75,541 | | | x | | | |
| Liberal Arts & Social Sciences | Communication Disorders | Johnson,Kia | Associate Professor | Full-time | 40% | 40% | 20% | 100% | 2 | 0 | 0 | 1 | 0 | 0 | 0 | 0 | 1 | 3 | \$79,540 | | | x | | | |
| Liberal Arts & Social Sciences | Communication Disorders | Joshi,Ashwini | Assistant Professor | Full-time | 50% | 40% | 10% | 100% | 0 | 0 | 2 | 0 | 0 | 0 | 2 | 0 | 0 | 1 | \$73,575 | | | | x | | |
| Liberal Arts & Social Sciences | Communication Disorders | Maher,Lynn M | Professor | Full-time | 40% | 40% | 20% | 100% | 0 | 0 | 2 | 0 | 0 | 0 | 0 | 0 | 1 | 0 | \$137,131 | | | | x | | |
| Liberal Arts & Social Sciences | Communication Disorders | Mills,Monique T | Associate Professor | Full-time | 70% | 10% | 20% | 100% | 0 | 0 | 1 | 0 | 0 | 0 | 0 | 0 | 0 | 0 | \$102,000 | | | x | | | |
| Liberal Arts & Social Sciences | Communication Disorders | Pott,Scott A | Instructional Assistant Professor | Full-time | 0% | 80% | 20% | 100% | 5 | 0 | 0 | 0 | 0 | 0 | 5 | 0 | 0 | 0 | \$59,264 | | | x | | | |
| Liberal Arts & Social Sciences | Communication Disorders | Ross,Byron L | Instructional Associate Professor | Full-time | 0% | 80% | 20% | 100% | 3 | 0 | 0 | 1 | 0 | 0 | 1 | 0 | 1 | 2 | \$78,067 | | | | x | | |
| Liberal Arts & Social Sciences | Communication Disorders | Schaff,Carrie Allyson | Lecturer | Full-time | 0% | 100% | 0% | 100% | 1 | 0 | 0 | 2 | 0 | 0 | 1 | 0 | 0 | 2 | \$35,000 | | | | x | | |
| Liberal Arts & Social Sciences | Communication Disorders | Thiessen,Amber L | Assistant Professor | Full-time | 50% | 40% | 10% | 100% | 0 | 0 | 2 | 1 | 0 | 0 | 0 | 0 | 1 | 1 | \$73,030 | | | | x | | |
| Liberal Arts & Social Sciences | Communication Disorders | Townsend,Alayna | Lecturer | Full-time | 0% | 100% | 0% | 100% | 0 | 0 | 0 | 2 | 0 | 0 | 2 | 0 | 0 | 2 | \$26,250 | | | x | x | | |
| Liberal Arts & Social Sciences | Comparative Cultural Studies | Brown,Kenneth L | Professor | Full-time | 40% | 40% | 20% | 100% | 2 | 1 | 1 | 2 | 0 | 0 | 2 | 2 | 1 | 3 | \$115,132 | | | | x | | |
| Liberal Arts & Social Sciences | Comparative Cultural Studies | De Genova,Nicholas Paul | Professor | Full-time | 20% | 20% | 60% | 100% | 1 | 0 | 1 | 0 | 0 | 0 | 1 | 0 | 1 | 0 | \$113,200 | | | | x | | |
| Liberal Arts & Social Sciences | Comparative Cultural Studies | Eberhart,Christian | Professor | Full-time | 40% | 25% | 35% | 100% | 1 | 1 | 0 | 0 | 0 | 0 | 0 | 1 | 0 | 0 | \$113,875 | | | x | | | |
| Liberal Arts & Social Sciences | Comparative Cultural Studies | Farfan-Santos,Elizabeth | Associate Professor | Full-time | 50% | 25% | 25% | 100% | 2 | 0 | 0 | 2 | 0 | 0 | 2 | 0 | 0 | 2 | \$87,312 | | | x | | | |
| Liberal Arts & Social Sciences | Comparative Cultural Studies | Gordon,Andrew J | Associate Professor | Full-time | 50% | 25% | 25% | 100% | 1 | 0 | 1 | 4 | 0 | 0 | 2 | 0 | 1 | 3 | \$77,085 | | | | x | | |
| Liberal Arts & Social Sciences | Comparative Cultural Studies | McNeal,Keith E. | Associate Professor | Full-time | 50% | 25% | 25% | 100% | 0 | 3 | 0 | 0 | 0 | 0 | 5 | 1 | 1 | 0 | \$87,654 | | | | x | | |
| Liberal Arts & Social Sciences | Comparative Cultural Studies | Oliva,Luca | Instructional Assistant Professor | Full-time | 25% | 50% | 25% | 100% | 0 | 0 | 0 | 0 | 0 | 0 | 1 | 1 | 0 | 0 | \$53,010 | | | x | | | |
| Liberal Arts & Social Sciences | Comparative Cultural Studies | Quinn,Rachel Afi | Assistant Professor | Full-time | 50% | 35% | 15% | 100% | 2 | 0 | 0 | 0 | 0 | 0 | 2 | 0 | 1 | 0 | \$74,508 | | | x | | | |
| Liberal Arts & Social Sciences | Comparative Cultural Studies | Rasmussen,Susan J | Professor | Full-time | 50% | 25% | 25% | 100% | 1 | 0 | 1 | 3 | 0 | 0 | 2 | 0 | 1 | 2 | \$106,356 | | | | x | | |
| Liberal Arts & Social Sciences | Comparative Cultural Studies | Storey,Rebecca | Professor | Full-time | 40% | 25% | 35% | 100% | 1 | 1 | 1 | 2 | 0 | 0 | 2 | 0 | 1 | 2 | \$90,131 | | | | x | | |
| Liberal Arts & Social Sciences | Comparative Cultural Studies | Widmer,Randolph J | Associate Professor | Full-time | 50% | 25% | 25% | 100% | 1 | 0 | 1 | 0 | 0 | 0 | 2 | 0 | 1 | 0 | \$66,223 | | | | x | | |
| Liberal Arts & Social Sciences | Economics | Antel,John J | Professor | Full-time | 0% | 80% | 20% | 100% | 0 | 0 | 0 | 0 | 0 | 0 | 1 | 0 | 1 | 0 | \$199,926 | | | | x | | |
| Liberal Arts & Social Sciences | Economics | Boul,Ruxandra | Instructional Associate Professor | Full-time | 0% | 50% | 50% | 100% | 2 | 0 | 0 | 0 | 0 | 0 | 0 | 1 | 0 | 0 | \$99,017 | | | x | | | |
| Liberal Arts & Social Sciences | Economics | Canen,Nathan Joseph | Assistant Professor | Full-time | 40% | 40% | 20% | 100% | 0 | 0 | 0 | 0 | 0 | 0 | 1 | 0 | 1 | 1 | \$126,750 | | | | x | | |
| Liberal Arts & Social Sciences | Economics | Chin,Aimee | Professor | Full-time | 40% | 40% | 20% | 100% | 0 | 0 | 2 | 0 | 0 | 0 | 1 | 0 | 2 | 0 | \$198,785 | | | | x | | |
| Liberal Arts & Social Sciences | Economics | Clarke,Christopher Arthur | Instructional Assistant Professor | Full-time | 0% | 80% | 20% | 100% | 3 | 1 | 0 | 0 | 0 | 0 | 3 | 2 | 0 | 0 | \$68,190 | | | | x | | |
| Liberal Arts & Social Sciences | Economics | Craig,Steven G | Professor | Full-time | 40% | 40% | 20% | 100% | 1 | 0 | 1 | 0 | 0 | 0 | 0 | 1 | 1 | 0 | \$192,755 | | | | x | | |
| Liberal Arts & Social Sciences | Economics | Cubas Norando,German | Associate Professor | Full-time | 40% | 40% | 20% | 100% | 1 | 1 | 2 | 1 | 0 | 0 | 1 | 1 | 2 | 1 | \$138,001 | | | | x | | |
| Liberal Arts & Social Sciences | Economics | DeGregori,Thomas R | Professor | Full-time | 0% | 80% | 20% | 100% | 1 | 0 | 0 | 0 | 0 | 0 | 2 | 0 | 0 | 0 | \$94,410 | | | | x | | |
| Liberal Arts & Social Sciences | Economics | Friedman,Willa H | Assistant Professor | Full-time | 40% | 40% | 20% | 100% | 1 | 0 | 1 | 1 | 0 | 0 | 1 | 0 | 0 | 1 | \$130,001 | | | | x | | |
| Liberal Arts & Social Sciences | Economics | Hardee,Polly | Instructional Assistant Professor | Full-time | 0% | 100% | 0% | 100% | 4 | 0 | 0 | 0 | 0 | 0 | 4 | 0 | 0 | 0 | \$46,364 | | | | x | | |
| Liberal Arts & Social Sciences | Economics | Juhn,Chinhui | Professor | Full-time | 40% | 40% | 20% | 100% | 1 | 0 | 0 | 1 | 0 | 0 | 1 | 0 | 0 | 1 | \$221,399 | | | | x | | |
| Liberal Arts & Social Sciences | Economics | kohlhase,Janet E | Professor | Full-time | 40% | 40% | 20% | 100% | 1 | 0 | 1 | 0 | 0 | 0 | 0 | 1 | 0 | 0 | \$129,000 | | | | x | | |
| Liberal Arts & Social Sciences | Economics | Liu,Elaine Meichen | Associate Professor | Full-time | 40% | 40% | 20% | 100% | 0 | 1 | 2 | 0 | 0 | 0 | 2 | 1 | 0 | 0 | \$146,513 | | | | x | | |
| Liberal Arts & Social Sciences | Economics | Maheshri,Vikram | Associate Professor | Full-time | 40% | 40% | 20% | 100% | 0 | 0 | 2 | 1 | 0 | 0 | 0 | 0 | 2 | 1 | \$139,648 | | | | x | | |
| Liberal Arts & Social Sciences | Economics | Melendez Lugo,Joel | Lecturer | Full-time | 0% | 100% | 0% | 100% | 5 | 0 | 0 | 0 | 0 | 0 | 4 | 0 | 0 | 0 | \$66,900 | | | | x | | |
| Liberal Arts & Social Sciences | Economics | Murray,Christian | Associate Professor | Full-time | 40% | 40% | 20% | 100% | 0 | 0 | 0 | 0 | 0 | 0 | 0 | 0 | 1 | 0 | \$131,024 | | | | x | | |
| Liberal Arts & Social Sciences | Economics | Nygaard,Vegard Mokleiv | Assistant Professor | Full-time | 60% | 20% | 20% | 100% | 0 | 0 | 0 | 0 | 0 | 0 | 1 | 0 | 0 | 0 | \$123,000 | | | | x | | |
| Liberal Arts & Social Sciences | Economics | Paluszynski,Radoslaw | Assistant Professor | Full-time | 40% | 40% | 20% | 100% | 0 | 0 | 1 | 0 | 0 | 0 | 2 | 0 | 0 | 0 | \$128,501 | | | x | | | |
| Liberal Arts & Social Sciences | Economics | Papell,David H | Professor | Full-time | 40% | 20% | 40% | 100% | 1 | 0 | 0 | 0 | 0 | 0 | 0 | 0 | 1 | 0 | \$207,716 | | | | x | | |
| Liberal Arts & Social Sciences | Economics | Rizanoghlu,Islam | Instructional Assistant Professor | Full-time | 0% | 80% | 20% | 100% | 3 | 0 | 0 | 0 | 0 | 0 | 2 | 0 | 0 | 0 | \$68,775 | | | x | | | |
| Liberal Arts & Social Sciences | Economics | Sorensen,Bent E | Professor | Full-time | 40% | 40% | 20% | 100% | 0 | 0 | 2 | 2 | 0 | 0 | 0 | 0 | 2 | 2 | \$238,019 | | | | x | | |
| Liberal Arts & Social Sciences | Economics | Szabo,Andrea | Associate Professor | Full-time | 40% | 40% | 20% | 100% | 2 | 0 | 0 | 0 | 0 | 0 | 1 | 0 | 0 | 0 | \$140,895 | | | | x | | |
| Liberal Arts & Social Sciences | Economics | Thornton,Rebecca Achee | Instructional Associate Professor | Full-time | 0% | 50% | 50% | 100% | 0 | 0 | 1 | 0 | 0 | 0 | 2 | 0 | 0 | 0 | \$102,505 | | | x | | | |
| Liberal Arts & Social Sciences | Economics | Ujhelyi,Gergely | Associate Professor | Full-time | 40% | 40% | 20% | 100% | 1 | 0 | 0 | 0 | 0 | 0 | 1 | 0 | 1 | 0 | \$142,389 | | | | x | | |
| Liberal Arts & Social Sciences | Economics | Vollrath,Dietch E | Professor | Full-time | 40% | 40% | 20% | 100% | 0 | 0 | 1 | 0 | 0 | 0 | 0 | 0 | 1 | 0 | \$174,915 | | | | x | | |
| Liberal Arts & Social Sciences | Economics | Wang,Fan | Assistant Professor | Full-time | 40% | 40% | 20% | 100% | 2 | 0 | 0 | 0 | 0 | 0 | 0 | 0 | 0 | 0 | \$128,001 | | | | x | | |
| Liberal Arts & Social Sciences | Economics | Yi,Kei-Mu | Professor | Full-time | 40% | 40% | 20% | 100% | 0 | 0 | 0 | 1 | 0 | 0 | 0 | 0 | 1 | 0 | \$263,750 | | | x | | | |
| Liberal Arts & Social Sciences | Economics | Zhivan,Natalia A. | Instructional Associate Professor | Full-time | 0% | 80% | 20% | 100% | 4 | 1 | 0 | 0 | 0 | 0 | 2 | 0 | 1 | 0 | \$76,765 | | | x | | | |
| Liberal Arts & Social Sciences | English | Aboul-Ela,Hosam | Professor | Full-time | 40% | 40% | 20% | 100% | 1 | 1 | 0 | 3 | 0 | 0 | 0 | 0 | 1 | 3 | \$102,497 | | | | x | | |
| Liberal Arts & Social Sciences | English | Anderson,Claire F | Lecturer | Full-time | 0% | 100% | 0% | 100% | 4 | 0 | 0 | 0 | 0 | 0 | 4 | 0 | 0 | 0 | \$30,000 | | | | x | | |
| Liberal Arts & Social Sciences | English | Backus,Margot Gayle | Professor | Full-time | 40% | 40% | 20% | 100% | 1 | 1 | 1 | 1 | 0 | 0 | 2 | 2 | 0 | 1 | \$100,612 | | | | x | | |
| Liberal Arts & Social Sciences | English | Belleu,Erin Colleen | Professor | Full-time | 40% | 40% | 20% | 100% | 1 | 0 | 0 | 0 | 0 | 0 | 0 | 0 | 1 | 0 | \$135,000 | | | x | | | |
| Liberal Arts & Social Sciences | English | Berger,Jason | Associate Professor | Full-time | 40% | 30% | 30% | 100% | 1 | 0 | 1 | 2 | 0 | 0 | 0 | 1 | 0 | 0 | \$93,010 | | | | x | | |
| Liberal Arts & Social Sciences | English | Boswell,Robert L | Professor | Full-time | 0% | 100% | 0% | 100% | 0 | 0 | 0 | 0 | 0 | 0 | 1 | 0 | 1 | 2 | \$103,934 | | | | x | | |
| Liberal Arts & Social Sciences | English | Brozovich,Lauren K | Assistant Professor | Full-time | 40% | 40% | 20% | 100% | 1 | 0 | 1 | 0 | 0 | 0 | 2 | 0 | 0 | 0 | \$71,482 | | | x | | | |
| Liberal Arts & Social Sciences | English | Burns,William | Lecturer | Full-time | 0% | 100% | 0% | 100% | 5 | 0 | 0 | 0 | 0 | 0 | 4 | 0 | 0 | 0 | \$27,000 | | | | x | | |
| Liberal Arts & Social Sciences | English | Butler,Paul G | Associate Professor | Full-time | 40% | 20% | 20% | 100% | 2 | 0 | 0 | 3 | 0 | 0 | 1 | 0 | 1 | 3 | \$106,621 | | | | x | | |
| Liberal Arts & Social Sciences | English | Chatterjee,Sreya | Assistant Professor | Full-time | 40% | 40% | 20% | 100% | 1 | 0 | 1 | 0 | 0 | 0 | 3 | 0 | 0 | 0 | \$72,000 | | | | x | | |
| Liberal Arts & Social Sciences | English | Christensen,Ann C | Professor | Full-time | 40% | 20% | 40% | 100% | 0 | 1 | 0 | 0 | 0 | 0 | 1 | 1 | 0 | 0 | \$93,612 | | | | x | | |

Faculty Workload Report - Fall 2019 and Spring 2020

KEY: UG - Undergraduate Class; GR - Graduate Class; SP - Special Professional Class; ORG - Organized Class; NON - Non Organized Class

| COLLEGE NAME | DEPARTMENT/UNIT | FACULTY NAME | FACULTY TITLE/RANK | FT/PT | AY 19-20 Percent (%) Effort | | | | # Classes Taught Fall 2019 | | | | | | # Classes Taught Spring 2020 | | | | | | Funding Source | | | | | |
|--------------------------------|----------------------------|--------------------------|-----------------------------------|-----------|-----------------------------|------------------------|---------|------------------|----------------------------|-----|-----|-----|-----|-----|------------------------------|-----|-----|-----|-----|-----------|----------------|----------|-------|-------|-------|---|
| | | | | | Research & Scholarship | Teaching & Instruction | Service | Total (%) Effort | UG | | GR | | SP | | UG | | GR | | SP | | Salary | Gift | Grant | Local | State | |
| | | | | | | | | | ORG | NON | ORG | NON | ORG | NON | ORG | NON | ORG | NON | ORG | NON | | | | | | |
| Liberal Arts & Social Sciences | English | Colombe,Audrey A | Associate Professor | Full-time | 0% | 40% | 60% | 100% | 0 | 1 | 0 | 0 | 0 | 0 | 0 | 0 | 0 | 0 | 0 | 0 | \$85,138 | | | | x | |
| Liberal Arts & Social Sciences | English | Connolly,Sally | Associate Professor | Full-time | 40% | 40% | 20% | 100% | 0 | 0 | 1 | 1 | 0 | 0 | 0 | 0 | 0 | 1 | 1 | 0 | 0 | \$84,257 | | | | x |
| Liberal Arts & Social Sciences | English | Divakaruni,Chitra B | Professor | Full-time | 40% | 40% | 20% | 100% | 1 | 0 | 1 | 1 | 0 | 0 | 0 | 0 | 0 | 3 | 0 | 0 | \$150,000 | | | | x | |
| Liberal Arts & Social Sciences | English | Duran,Chatwara | Associate Professor | Full-time | 40% | 40% | 20% | 100% | 2 | 1 | 1 | 0 | 0 | 0 | 2 | 1 | 0 | 2 | 0 | 0 | \$82,778 | | | | x | |
| Liberal Arts & Social Sciences | English | Ehlers,Sarah E | Assistant Professor | Full-time | 40% | 40% | 20% | 100% | 1 | 1 | 0 | 3 | 0 | 0 | 1 | 1 | 2 | 0 | 0 | \$80,121 | | | x | | | |
| Liberal Arts & Social Sciences | English | Ellis,Amanda | Assistant Professor | Full-time | 40% | 40% | 20% | 100% | 2 | 0 | 0 | 0 | 0 | 0 | 1 | 0 | 0 | 0 | 0 | \$73,400 | | | x | | | |
| Liberal Arts & Social Sciences | English | Ferguson,Jamie H | Associate Professor | Full-time | 40% | 40% | 20% | 100% | 2 | 1 | 1 | 0 | 0 | 0 | 2 | 0 | 1 | 0 | 0 | \$76,458 | | | | x | | |
| Liberal Arts & Social Sciences | English | Flynn,Nicholas | Professor | Full-time | 0% | 100% | 0% | 100% | 0 | 0 | 0 | 2 | 0 | 0 | 2 | 0 | 0 | 3 | 0 | 0 | \$75,023 | | | | x | |
| Liberal Arts & Social Sciences | English | Gonzalez,Maria C | Associate Professor | Full-time | 30% | 30% | 40% | 100% | 1 | 0 | 0 | 3 | 0 | 0 | 0 | 1 | 0 | 2 | 0 | 0 | \$84,894 | | | | x | |
| Liberal Arts & Social Sciences | English | Gray,Mary C | Lecturer | Full-time | 0% | 100% | 0% | 100% | 2 | 0 | 0 | 0 | 0 | 0 | 2 | 0 | 0 | 0 | 0 | \$40,800 | | | x | | | |
| Liberal Arts & Social Sciences | English | Gregory,Elizabeth | Professor | Full-time | 40% | 20% | 40% | 100% | 0 | 1 | 0 | 0 | 0 | 0 | 2 | 0 | 0 | 0 | 0 | \$125,157 | | | | x | | |
| Liberal Arts & Social Sciences | English | Guajardo,Paul | Associate Professor | Full-time | 40% | 40% | 20% | 100% | 0 | 0 | 0 | 0 | 0 | 0 | 0 | 0 | 0 | 0 | 0 | \$65,838 | | | | x | | |
| Liberal Arts & Social Sciences | English | Harris,Francine Julia | Associate Professor | Full-time | 40% | 40% | 20% | 100% | 0 | 0 | 1 | 0 | 0 | 0 | 1 | 0 | 1 | 0 | 0 | \$100,000 | | | | x | | |
| Liberal Arts & Social Sciences | English | Hogue,W Lawrence | Professor | Full-time | 40% | 40% | 20% | 100% | 1 | 0 | 1 | 3 | 0 | 0 | 1 | 0 | 1 | 2 | 0 | \$126,421 | | | | x | | |
| Liberal Arts & Social Sciences | English | Kastely,James L | Professor | Full-time | 40% | 20% | 40% | 100% | 1 | 0 | 1 | 1 | 0 | 0 | 0 | 0 | 1 | 0 | 0 | \$124,111 | | | | x | | |
| Liberal Arts & Social Sciences | English | Lara-Perez,Jaime A. | Lecturer | Full-time | 0% | 100% | 0% | 100% | 5 | 0 | 0 | 0 | 0 | 0 | 4 | 0 | 0 | 0 | 0 | \$27,000 | | | | x | | |
| Liberal Arts & Social Sciences | English | Lecourt,Sebastian Joseph | Assistant Professor | Full-time | 40% | 40% | 20% | 100% | 0 | 0 | 0 | 2 | 0 | 0 | 1 | 0 | 1 | 3 | 0 | \$76,611 | | | x | | | |
| Liberal Arts & Social Sciences | English | Lindahl,Carl R | Professor | Full-time | 40% | 40% | 20% | 100% | 0 | 0 | 0 | 1 | 0 | 0 | 1 | 1 | 0 | 0 | 0 | \$122,931 | | | | x | | |
| Liberal Arts & Social Sciences | English | Long,Steven A. | Lecturer | Full-time | 0% | 100% | 0% | 100% | 4 | 0 | 0 | 0 | 0 | 0 | 4 | 0 | 0 | 0 | 0 | \$34,000 | | | | x | | |
| Liberal Arts & Social Sciences | English | Majumder,Auritro | Assistant Professor | Full-time | 40% | 40% | 20% | 100% | 3 | 0 | 0 | 0 | 0 | 0 | 2 | 0 | 0 | 0 | 0 | \$82,370 | | | | x | | |
| Liberal Arts & Social Sciences | English | Mazella,David S | Associate Professor | Full-time | 40% | 40% | 20% | 100% | 0 | 0 | 1 | 4 | 0 | 0 | 1 | 0 | 0 | 1 | 0 | \$80,952 | | | | x | | |
| Liberal Arts & Social Sciences | English | Mikics,David | Professor | Full-time | 40% | 40% | 20% | 100% | 1 | 0 | 0 | 0 | 0 | 0 | 4 | 0 | 0 | 1 | 0 | \$114,160 | | | | x | | |
| Liberal Arts & Social Sciences | English | Murray,Christopher Brean | Lecturer | Full-time | 0% | 100% | 0% | 100% | 4 | 0 | 0 | 0 | 0 | 0 | 4 | 0 | 0 | 0 | 0 | \$32,000 | | | | x | | |
| Liberal Arts & Social Sciences | English | Nelson,Antonya | Professor | Full-time | 0% | 100% | 0% | 100% | 0 | 2 | 0 | 3 | 0 | 0 | 1 | 1 | 4 | 0 | 0 | \$94,885 | | | | x | | |
| Liberal Arts & Social Sciences | English | Parsons,Alexander M | Associate Professor | Full-time | 40% | 20% | 40% | 100% | 0 | 0 | 1 | 0 | 0 | 0 | 0 | 0 | 2 | 0 | 0 | \$99,812 | | | | x | | |
| Liberal Arts & Social Sciences | English | Powloski,Kimberly Alexis | Lecturer | Full-time | 0% | 100% | 0% | 100% | 5 | 0 | 0 | 0 | 0 | 0 | 0 | 0 | 0 | 0 | 0 | \$15,000 | | | | x | | |
| Liberal Arts & Social Sciences | English | Prufer,Kevin D | Professor | Full-time | 40% | 40% | 20% | 100% | 0 | 0 | 0 | 2 | 0 | 0 | 1 | 0 | 1 | 4 | 0 | \$142,537 | | | | x | | |
| Liberal Arts & Social Sciences | English | Rolater,Sara C | Lecturer | Full-time | 0% | 100% | 0% | 100% | 5 | 0 | 0 | 0 | 0 | 0 | 4 | 0 | 0 | 0 | 0 | \$30,000 | | | | x | | |
| Liberal Arts & Social Sciences | English | Serpas,Martha R | Professor | Full-time | 40% | 40% | 20% | 100% | 0 | 0 | 2 | 0 | 0 | 0 | 0 | 0 | 1 | 0 | 0 | \$127,754 | | | | x | | |
| Liberal Arts & Social Sciences | English | Shepler,Nathan | Associate Professor | Full-time | 40% | 40% | 20% | 100% | 1 | 0 | 1 | 2 | 0 | 0 | 2 | 0 | 0 | 3 | 0 | \$88,998 | | | | x | | |
| Liberal Arts & Social Sciences | English | Sicinski,Michael J | Lecturer | Full-time | 0% | 100% | 0% | 100% | 8 | 0 | 0 | 0 | 0 | 0 | 5 | 0 | 2 | 0 | 0 | \$24,000 | | | | x | | |
| Liberal Arts & Social Sciences | English | Singh,Kavita Ashana | Assistant Professor | Full-time | 40% | 40% | 20% | 100% | 1 | 0 | 0 | 0 | 0 | 0 | 3 | 0 | 0 | 0 | 0 | \$77,133 | | | | x | | |
| Liberal Arts & Social Sciences | English | Snediker,Michael | Associate Professor | Full-time | 40% | 40% | 20% | 100% | 1 | 2 | 1 | 1 | 0 | 0 | 1 | 1 | 1 | 1 | 0 | \$94,461 | | | | x | | |
| Liberal Arts & Social Sciences | English | Stock,Lorraine K | Professor | Full-time | 40% | 40% | 20% | 100% | 2 | 0 | 0 | 2 | 0 | 0 | 1 | 0 | 1 | 2 | 0 | \$101,648 | | | | x | | |
| Liberal Arts & Social Sciences | English | Swensen,Russel | Lecturer | Full-time | 0% | 100% | 0% | 100% | 5 | 0 | 0 | 0 | 0 | 0 | 4 | 0 | 0 | 0 | 0 | \$27,000 | | | | x | | |
| Liberal Arts & Social Sciences | English | Tejada,Roberto Jose | Professor | Full-time | 40% | 30% | 30% | 100% | 0 | 2 | 3 | 3 | 0 | 0 | 0 | 1 | 0 | 3 | 0 | \$173,650 | | | | x | | |
| Liberal Arts & Social Sciences | English | Tolliver,Cedric | Associate Professor | Full-time | 40% | 40% | 20% | 100% | 1 | 0 | 0 | 1 | 0 | 0 | 2 | 0 | 0 | 1 | 0 | \$96,529 | | | | x | | |
| Liberal Arts & Social Sciences | English | Turchi,Peter D | Professor | Full-time | 40% | 40% | 20% | 100% | 1 | 0 | 1 | 2 | 0 | 0 | 0 | 0 | 1 | 3 | 0 | \$158,650 | | | | x | | |
| Liberal Arts & Social Sciences | English | Voskuil,Lynn M | Associate Professor | Full-time | 40% | 40% | 20% | 100% | 2 | 0 | 0 | 2 | 0 | 0 | 1 | 0 | 0 | 3 | 0 | \$87,431 | | | | x | | |
| Liberal Arts & Social Sciences | English | Wingard,Jennifer L | Associate Professor | Full-time | 40% | 30% | 30% | 100% | 0 | 0 | 1 | 11 | 0 | 0 | 1 | 0 | 0 | 24 | 0 | \$85,614 | | | | x | | |
| Liberal Arts & Social Sciences | English | Wong,Karen Y | Professor | Full-time | 40% | 40% | 20% | 100% | 0 | 0 | 0 | 0 | 0 | 0 | 0 | 0 | 1 | 0 | 0 | \$97,110 | | | | x | | |
| Liberal Arts & Social Sciences | English | Wood,Barry Albert | Associate Professor | Full-time | 40% | 40% | 20% | 100% | 2 | 0 | 0 | 0 | 0 | 0 | 2 | 0 | 0 | 0 | 0 | \$58,848 | | | | x | | |
| Liberal Arts & Social Sciences | English | Yang,Sunny Chen | Assistant Professor | Full-time | 50% | 30% | 20% | 100% | 0 | 0 | 0 | 0 | 0 | 0 | 2 | 0 | 0 | 0 | 0 | \$77,750 | | | | x | | |
| Liberal Arts & Social Sciences | English | Zamora,Lois | Professor | Full-time | 40% | 40% | 20% | 100% | 1 | 0 | 0 | 0 | 0 | 0 | 2 | 0 | 0 | 1 | 0 | \$136,764 | | | | x | | |
| Liberal Arts & Social Sciences | English | Zentz,Lauren R | Associate Professor | Full-time | 40% | 40% | 20% | 100% | 0 | 0 | 0 | 0 | 0 | 0 | 0 | 0 | 0 | 0 | 0 | \$81,855 | | | | x | | |
| Liberal Arts & Social Sciences | Health & Human Performance | Alastuey,Lisa L | Clinical Assoc Prof | Full-time | 10% | 70% | 20% | 100% | 10 | 0 | 1 | 0 | 0 | 0 | 8 | 0 | 1 | 0 | 0 | \$62,745 | | | x | | | |
| Liberal Arts & Social Sciences | Health & Human Performance | An,Junmo | Research Assistant Professor | Full-time | 100% | 0% | 0% | 100% | 0 | 0 | 0 | 0 | 0 | 0 | 0 | 0 | 0 | 0 | 0 | \$61,800 | | x | | | | |
| Liberal Arts & Social Sciences | Health & Human Performance | Arellano,Christopher | Assistant Professor | Full-time | 40% | 40% | 20% | 100% | 1 | 0 | 0 | 4 | 0 | 0 | 1 | 0 | 1 | 2 | 0 | \$84,274 | | | | x | | |
| Liberal Arts & Social Sciences | Health & Human Performance | Breslin,Whitney L | Clinical Asst Prof | Full-time | 0% | 80% | 20% | 100% | 3 | 0 | 0 | 0 | 0 | 0 | 4 | 0 | 0 | 0 | 0 | \$59,706 | | | x | | | |
| Liberal Arts & Social Sciences | Health & Human Performance | Cottingham,Michael | Associate Professor | Full-time | 40% | 40% | 20% | 100% | 2 | 1 | 1 | 2 | 0 | 0 | 2 | 2 | 1 | 0 | 0 | \$87,226 | | | | x | | |
| Liberal Arts & Social Sciences | Health & Human Performance | Ferrell,Carla Denise | Clinical Asst Prof | Full-time | 0% | 70% | 30% | 100% | 3 | 0 | 1 | 0 | 0 | 0 | 3 | 0 | 0 | 0 | 0 | \$61,366 | | | x | | | |
| Liberal Arts & Social Sciences | Health & Human Performance | Gorniak,Stacey | Associate Professor | Full-time | 40% | 30% | 30% | 100% | 1 | 0 | 0 | 2 | 0 | 0 | 0 | 0 | 0 | 2 | 0 | \$91,889 | | | | x | | |
| Liberal Arts & Social Sciences | Health & Human Performance | Gray,Jon Phillip | Instructional Associate Professor | Full-time | 20% | 70% | 10% | 100% | 16 | 0 | 0 | 0 | 0 | 0 | 12 | 0 | 0 | 0 | 0 | \$42,927 | | | x | | | |
| Liberal Arts & Social Sciences | Health & Human Performance | Hamilton,Marc | Professor | Full-time | 50% | 30% | 20% | 100% | 1 | 0 | 0 | 0 | 0 | 0 | 1 | 0 | 0 | 0 | 0 | \$172,977 | | | | x | | |
| Liberal Arts & Social Sciences | Health & Human Performance | Harrison,Layci | Clinical Asst Prof | Full-time | 30% | 50% | 20% | 100% | 0 | 0 | 3 | 1 | 0 | 0 | 0 | 0 | 2 | 1 | 0 | \$61,150 | | | | x | | |
| Liberal Arts & Social Sciences | Health & Human Performance | Haubrick,Kevin | Clinical Asst Prof | Full-time | 0% | 80% | 20% | 100% | 2 | 0 | 1 | 3 | 0 | 0 | 2 | 1 | 4 | 0 | 0 | \$75,459 | | | | x | | |
| Liberal Arts & Social Sciences | Health & Human Performance | Hernandez,Daphne | Associate Professor | Full-time | 50% | 30% | 20% | 100% | 0 | 0 | 1 | 1 | 0 | 0 | 0 | 0 | 0 | 0 | 0 | \$94,852 | | | | x | | |
| Liberal Arts & Social Sciences | Health & Human Performance | Johnston,Craig Allen | Associate Professor | Full-time | 40% | 40% | 20% | 100% | 0 | 0 | 1 | 2 | 0 | 0 | 0 | 0 | 2 | 2 | 0 | \$89,221 | | | x | x | | |
| Liberal Arts & Social Sciences | Health & Human Performance | Knoblauch,Mark Alan | Clinical Asst Prof | Full-time | 30% | 50% | 20% | 100% | 0 | 0 | 3 | 1 | 0 | 0 | 0 | 0 | 2 | 1 | 0 | \$64,574 | | | x | | | |

Faculty Workload Report - Fall 2019 and Spring 2020

| | | | | | KEY: UG - Undergraduate Class; GR - Graduate Class; SP - Special Professional Class; ORG - Organized Class; NON - Non Organized Class | | | | | | | | | | | | | | | | | | | | | | |
|--------------------------------|----------------------------|-------------------------------------|-----------------------------------|-----------|---|------------------------|---------|------------------|----------------------------|-----|-----|-----|-----|-----|------------------------------|-----|-----|-----|-----|-----|----------------|------|-----------|-------|-------|--|---|
| COLLEGE NAME | DEPARTMENT/UNIT | FACULTY NAME | FACULTY TITLE/RANK | FT/PT | AY 19-20 Percent (%) Effort | | | | # Classes Taught Fall 2019 | | | | | | # Classes Taught Spring 2020 | | | | | | Funding Source | | | | | | |
| | | | | | Research & Scholarship | Teaching & Instruction | Service | Total (%) Effort | UG | | GR | | SP | | UG | | GR | | SP | | Salary | Gift | Grant | Local | State | | |
| | | | | | | | | | ORG | NON | ORG | NON | ORG | NON | ORG | NON | ORG | NON | ORG | NON | | | | | | | |
| Liberal Arts & Social Sciences | Health & Human Performance | Pearson, Demetrius W | Associate Professor | Full-time | 30% | 40% | 30% | 100% | 1 | 0 | 1 | 0 | 0 | 1 | 0 | 0 | 1 | 0 | 1 | 0 | 0 | 0 | \$72,172 | | | | x |
| Liberal Arts & Social Sciences | Health & Human Performance | Scott, Claudia W | Clinical Assoc Prof | Full-time | 10% | 30% | 60% | 100% | 2 | 0 | 0 | 0 | 0 | 0 | 2 | 0 | 0 | 0 | 0 | 0 | 0 | 0 | \$67,298 | | | | x |
| Liberal Arts & Social Sciences | Health & Human Performance | Svensden-Sanchez, Ann Carol | Clinical Asst Prof | Full-time | 0% | 90% | 10% | 100% | 4 | 0 | 0 | 0 | 0 | 0 | 5 | 0 | 0 | 0 | 0 | 0 | 0 | 0 | \$61,291 | | | | x |
| Liberal Arts & Social Sciences | Health & Human Performance | Thrasher, Timothy Adam | Associate Professor | Full-time | 40% | 40% | 20% | 100% | 1 | 0 | 0 | 1 | 0 | 0 | 1 | 0 | 0 | 1 | 0 | 0 | 0 | 0 | \$73,754 | | | | x |
| Liberal Arts & Social Sciences | Health & Human Performance | Vollrath, Kirstin | Professor of Practice | Full-time | 0% | 100% | 0% | 100% | 0 | 0 | 0 | 0 | 0 | 0 | 3 | 0 | 0 | 0 | 0 | 0 | 0 | 0 | \$41,555 | | | | x |
| Liberal Arts & Social Sciences | Health & Human Performance | Walsh, David W | Clinical Asst Prof | Full-time | 20% | 50% | 30% | 100% | 3 | 2 | 1 | 1 | 0 | 0 | 4 | 2 | 0 | 1 | 0 | 0 | 0 | 0 | \$69,096 | | | | x |
| Liberal Arts & Social Sciences | Health & Human Performance | Yellen, Joshua B | Clinical Asst Prof | Full-time | 10% | 20% | 70% | 100% | 0 | 0 | 2 | 0 | 0 | 0 | 0 | 0 | 2 | 0 | 0 | 0 | 0 | 0 | \$108,503 | | x | | x |
| Liberal Arts & Social Sciences | Health & Human Performance | Zderic, Theodore W | Research Assistant Professor | Full-time | 90% | 0% | 10% | 100% | 0 | 0 | 0 | 0 | 0 | 0 | 0 | 0 | 0 | 0 | 0 | 0 | 0 | 0 | \$80,071 | | | | x |
| Liberal Arts & Social Sciences | Hispanic Studies | Arboleda, Paola | Instructional Assistant Professor | Full-time | 0% | 60% | 40% | 100% | 1 | 0 | 1 | 0 | 0 | 0 | 2 | 0 | 0 | 0 | 0 | 0 | 0 | 0 | \$57,800 | | | | x |
| Liberal Arts & Social Sciences | Hispanic Studies | Balestra, Alejandra | Instructional Assistant Professor | Full-time | 0% | 40% | 60% | 100% | 17 | 0 | 1 | 0 | 0 | 0 | 14 | 1 | 1 | 0 | 0 | 0 | 0 | 0 | \$64,300 | | | | x |
| Liberal Arts & Social Sciences | Hispanic Studies | Bencomo, Anadeli | Professor | Full-time | 60% | 20% | 20% | 100% | 1 | 0 | 1 | 1 | 0 | 0 | 0 | 0 | 0 | 3 | 0 | 0 | 0 | 0 | \$111,200 | | | | x |
| Liberal Arts & Social Sciences | Hispanic Studies | Cuesta, Mabel | Associate Professor | Full-time | 60% | 20% | 20% | 100% | 2 | 0 | 0 | 2 | 0 | 0 | 0 | 0 | 0 | 2 | 0 | 0 | 0 | 0 | \$80,090 | | | | x |
| Liberal Arts & Social Sciences | Hispanic Studies | De Los Reyes Heredia, Jose Guillerm | Associate Professor | Full-time | 40% | 30% | 30% | 100% | 2 | 0 | 0 | 4 | 0 | 0 | 2 | 1 | 0 | 2 | 0 | 0 | 0 | 0 | \$83,371 | | | | x |
| Liberal Arts & Social Sciences | Hispanic Studies | Fairclough, Marta A | Professor | Full-time | 40% | 40% | 20% | 100% | 8 | 0 | 1 | 3 | 0 | 0 | 8 | 0 | 1 | 3 | 0 | 0 | 0 | 0 | \$107,540 | | | | x |
| Liberal Arts & Social Sciences | Hispanic Studies | Goodin-Mayeda, Carrie Elizabeth | Associate Professor | Full-time | 50% | 20% | 30% | 100% | 0 | 0 | 1 | 0 | 0 | 0 | 0 | 0 | 0 | 0 | 0 | 0 | 0 | 0 | \$64,548 | | | | x |
| Liberal Arts & Social Sciences | Hispanic Studies | Gutierrez, Manuel J | Professor | Full-time | 40% | 40% | 20% | 100% | 1 | 0 | 1 | 2 | 0 | 0 | 1 | 0 | 1 | 3 | 0 | 0 | 0 | 0 | \$111,268 | | | | x |
| Liberal Arts & Social Sciences | Hispanic Studies | Gutierrez, Pedro Revuelta | Professor | Full-time | 60% | 20% | 20% | 100% | 2 | 0 | 0 | 0 | 0 | 0 | 2 | 0 | 0 | 0 | 0 | 0 | 0 | 0 | \$107,669 | | | | x |
| Liberal Arts & Social Sciences | Hispanic Studies | Kanellos, Nicolas | Professor | Full-time | 40% | 40% | 20% | 100% | 0 | 0 | 1 | 2 | 0 | 0 | 0 | 0 | 1 | 5 | 0 | 0 | 0 | 0 | \$174,200 | | | | x |
| Liberal Arts & Social Sciences | Hispanic Studies | Luevano Ortega, Sabino | Lecturer | Full-time | 0% | 100% | 0% | 100% | 3 | 0 | 0 | 0 | 0 | 0 | 0 | 0 | 0 | 0 | 0 | 0 | 0 | 0 | \$12,000 | | | | x |
| Liberal Arts & Social Sciences | Hispanic Studies | Martinez, Carlos David | Lecturer | Full-time | 0% | 100% | 0% | 100% | 2 | 0 | 0 | 0 | 0 | 0 | 3 | 0 | 0 | 0 | 0 | 0 | 0 | 0 | \$42,759 | | | | x |
| Liberal Arts & Social Sciences | Hispanic Studies | Quintanilla, Guadalupe C | Associate Professor | Full-time | 0% | 100% | 0% | 100% | 2 | 0 | 0 | 0 | 0 | 0 | 2 | 0 | 0 | 0 | 0 | 0 | 0 | 0 | \$50,303 | | | | x |
| Liberal Arts & Social Sciences | Hispanic Studies | Rivera Garza, Cristina | Professor | Full-time | 60% | 30% | 10% | 100% | 0 | 0 | 1 | 2 | 0 | 0 | 1 | 0 | 0 | 3 | 0 | 0 | 0 | 0 | \$168,265 | | | | x |
| Liberal Arts & Social Sciences | Hispanic Studies | Rozo, Juan Carlos | Lecturer | Full-time | 0% | 100% | 0% | 100% | 2 | 0 | 0 | 0 | 0 | 0 | 1 | 0 | 0 | 0 | 0 | 0 | 0 | 0 | \$26,000 | | | | x |
| Liberal Arts & Social Sciences | Hispanic Studies | Ruisanchez, Jose Ramon | Associate Professor | Full-time | 100% | 0% | 0% | 100% | 0 | 0 | 0 | 2 | 0 | 0 | 0 | 0 | 0 | 2 | 0 | 0 | 0 | 0 | \$41,582 | | | | x |
| Liberal Arts & Social Sciences | Hispanic Studies | Ruiz, Eugenia Maria | Lecturer | Full-time | 0% | 90% | 10% | 100% | 1 | 0 | 0 | 0 | 0 | 0 | 0 | 0 | 0 | 0 | 0 | 0 | 0 | 0 | \$49,283 | | | | x |
| Liberal Arts & Social Sciences | Hispanic Studies | Sisk, Christina L | Associate Professor | Full-time | 40% | 40% | 20% | 100% | 2 | 1 | 0 | 2 | 0 | 0 | 1 | 0 | 1 | 0 | 0 | 0 | 0 | 0 | \$77,213 | | | | x |
| Liberal Arts & Social Sciences | Hispanic Studies | Solino, Maria Elena | Professor | Full-time | 40% | 20% | 40% | 100% | 0 | 0 | 1 | 1 | 0 | 0 | 1 | 0 | 0 | 1 | 0 | 0 | 0 | 0 | \$106,530 | | | | x |
| Liberal Arts & Social Sciences | Hispanic Studies | Torres, Cristina | Lecturer | Full-time | 0% | 100% | 0% | 100% | 0 | 0 | 0 | 0 | 0 | 0 | 0 | 0 | 0 | 0 | 0 | 0 | 0 | 0 | \$20,000 | | | | x |
| Liberal Arts & Social Sciences | Hispanic Studies | Ventura, Gabriela Baeza | Associate Professor | Full-time | 40% | 40% | 20% | 100% | 1 | 1 | 0 | 2 | 0 | 0 | 1 | 1 | 1 | 2 | 0 | 0 | 0 | 0 | \$78,815 | | | | x |
| Liberal Arts & Social Sciences | Hispanic Studies | Zubieta, Maria Laura | Instructional Assistant Professor | Full-time | 0% | 100% | 0% | 100% | 3 | 0 | 0 | 0 | 0 | 0 | 3 | 0 | 0 | 0 | 0 | 0 | 0 | 0 | \$53,200 | | | | x |
| Liberal Arts & Social Sciences | History | Boyd, Sarah Fishman | Professor | Full-time | 60% | 20% | 20% | 100% | 0 | 0 | 0 | 1 | 0 | 0 | 1 | 0 | 1 | 3 | 0 | 0 | 0 | 0 | \$113,659 | | | | x |
| Liberal Arts & Social Sciences | History | Buzanco, Robert | Professor | Full-time | 40% | 40% | 20% | 100% | 1 | 0 | 0 | 0 | 0 | 0 | 0 | 0 | 0 | 0 | 0 | 0 | 0 | 0 | \$96,923 | | | | x |
| Liberal Arts & Social Sciences | History | Chery, Tshupo Morongwa | Assistant Professor | Full-time | 60% | 20% | 20% | 100% | 1 | 0 | 0 | 0 | 0 | 0 | 0 | 0 | 0 | 0 | 0 | 0 | 0 | 0 | \$83,000 | | | | x |
| Liberal Arts & Social Sciences | History | Clavin, Matthew J | Professor | Full-time | 40% | 40% | 20% | 100% | 1 | 1 | 0 | 1 | 0 | 0 | 3 | 1 | 0 | 1 | 0 | 0 | 0 | 0 | \$111,150 | | | | x |
| Liberal Arts & Social Sciences | History | Cong, Xiaoping | Professor | Full-time | 40% | 40% | 20% | 100% | 1 | 0 | 0 | 0 | 0 | 0 | 2 | 0 | 1 | 0 | 0 | 0 | 0 | 0 | \$104,218 | | | | x |
| Liberal Arts & Social Sciences | History | Deyle, Steven H | Associate Professor | Full-time | 40% | 40% | 20% | 100% | 1 | 0 | 0 | 0 | 0 | 0 | 2 | 0 | 0 | 0 | 0 | 0 | 0 | 0 | \$76,000 | | | | x |
| Liberal Arts & Social Sciences | History | Gharala, Norah Linda Andrews | Assistant Professor | Full-time | 60% | 20% | 20% | 100% | 2 | 0 | 0 | 0 | 0 | 0 | 0 | 0 | 0 | 0 | 0 | 0 | 0 | 0 | \$70,000 | | | | x |
| Liberal Arts & Social Sciences | History | Goldberg, Mark A. | Associate Professor | Full-time | 40% | 40% | 20% | 100% | 0 | 1 | 1 | 1 | 0 | 0 | 3 | 1 | 0 | 1 | 0 | 0 | 0 | 0 | \$82,905 | | | | x |
| Liberal Arts & Social Sciences | History | Golubev, Alexey Valeryevich | Assistant Professor | Full-time | 40% | 30% | 30% | 100% | 2 | 1 | 0 | 0 | 0 | 0 | 1 | 0 | 0 | 0 | 0 | 0 | 0 | 0 | \$75,500 | | | | x |
| Liberal Arts & Social Sciences | History | Harwell, Debbie Z | Instructional Assistant Professor | Full-time | 0% | 100% | 0% | 100% | 2 | 0 | 0 | 0 | 0 | 0 | 3 | 0 | 0 | 0 | 0 | 0 | 0 | 0 | \$48,000 | | | | x |
| Liberal Arts & Social Sciences | History | Hernandez, Jose A. | Associate Professor | Full-time | 60% | 20% | 20% | 100% | 1 | 0 | 0 | 0 | 0 | 0 | 1 | 0 | 0 | 0 | 0 | 0 | 0 | 0 | \$99,502 | | | | x |
| Liberal Arts & Social Sciences | History | Holt, Frank L | Professor | Full-time | 90% | 0% | 10% | 100% | 2 | 0 | 0 | 2 | 0 | 0 | 1 | 0 | 0 | 2 | 0 | 0 | 0 | 0 | \$125,366 | | | | x |
| Liberal Arts & Social Sciences | History | Hopkins, Kelly Y | Instructional Associate Professor | Full-time | 20% | 60% | 20% | 100% | 2 | 0 | 0 | 0 | 0 | 0 | 1 | 0 | 0 | 0 | 0 | 0 | 0 | 0 | \$51,774 | | | | x |
| Liberal Arts & Social Sciences | History | Horne, Gerald | Professor | Full-time | 40% | 40% | 20% | 100% | 2 | 0 | 0 | 0 | 0 | 0 | 3 | 0 | 0 | 1 | 0 | 0 | 0 | 0 | \$205,014 | | | | x |
| Liberal Arts & Social Sciences | History | Howard, Philip | Professor | Full-time | 40% | 20% | 40% | 100% | 1 | 0 | 0 | 2 | 0 | 0 | 0 | 0 | 0 | 1 | 0 | 0 | 0 | 0 | \$107,000 | | | | x |
| Liberal Arts & Social Sciences | History | Ittmann, Karl | Professor | Full-time | 40% | 40% | 20% | 100% | 1 | 0 | 0 | 1 | 0 | 0 | 1 | 0 | 0 | 2 | 0 | 0 | 0 | 0 | \$100,449 | | | | x |
| Liberal Arts & Social Sciences | History | Klieman, Kairn | Associate Professor | Full-time | 60% | 20% | 20% | 100% | 0 | 0 | 0 | 0 | 0 | 0 | 1 | 0 | 1 | 0 | 0 | 0 | 0 | 0 | \$81,802 | | | | x |
| Liberal Arts & Social Sciences | History | McNally, David Joseph | Professor | Full-time | 60% | 20% | 20% | 100% | 0 | 0 | 1 | 2 | 0 | 0 | 1 | 0 | 0 | 1 | 0 | 0 | 0 | 0 | \$164,065 | | | | x |
| Liberal Arts & Social Sciences | History | Milanesio, Natalia | Associate Professor | Full-time | 40% | 40% | 20% | 100% | 2 | 0 | 0 | 0 | 0 | 0 | 2 | 0 | 0 | 0 | 0 | 0 | 0 | 0 | \$94,407 | | | | x |
| Liberal Arts & Social Sciences | History | Mizelle Jr, Richard M. | Associate Professor | Full-time | 40% | 30% | 30% | 100% | 1 | 1 | 0 | 1 | 0 | 0 | 0 | 0 | 0 | 1 | 0 | 0 | 0 | 0 | \$85,802 | | | | x |
| Liberal Arts & Social Sciences | History | Neumann, Kristina Marie | Assistant Professor | Full-time | 60% | 20% | 20% | 100% | 1 | 1 | 0 | 0 | 0 | 0 | 2 | 1 | 0 | 0 | 0 | 0 | 0 | 0 | \$73,101 | | | | x |
| Liberal Arts & Social Sciences | History | O'Brien, Thomas F | Professor | Full-time | 40% | 40% | 20% | 100% | 3 | 0 | 0 | 0 | 0 | 0 | 4 | 0 | 0 | 0 | 0 | 0 | 0 | 0 | \$132,460 | | | | x |
| Liberal Arts & Social Sciences | History | Patterson, Catherine F | Associate Professor | Full-time | 90% | 0% | 10% | 100% | 2 | 0 | 0 | 1 | 0 | 0 | 2 | 0 | 0 | 1 | 0 | 0 | 0 | 0 | \$88,009 | | | | x |
| Liberal Arts & Social Sciences | History | Perales, Monica | Associate Professor | Full-time | 40% | 30% | 30% | 100% | 0 | 0 | 1 | 2 | 0 | 0 | 1 | 0 | 0 | 3 | 0 | 0 | 0 | 0 | \$93,230 | | | | x |
| Liberal Arts & Social Sciences | History | Ramos, Raul | Associate Professor | Full-time | 30% | 20% | 50% | 100% | 1 | 0 | 0 | 1 | 0 | 0 | 0 | 0 | 1 | 2 | 0 | 0 | 0 | 0 | \$92,050 | | | | x |
| Liberal Arts & Social Sciences | History | Rector, Josiah John | Assistant Professor | Full-time | 50% | 30% | 20% | 100% | 2 | 0 | 0 | 0 | 0 | 0 | 0 | 0 | 0 | 0 | 0 | 0 | 0 | 0 | \$70,000 | | | | x |
| Liberal Arts & Social Sciences | History | Reed, Linda | Associate Professor | Full-time | 40% | 40% | 20% | 100% | 0 | 0 | 0 | 0 | 0 | 0 | 2 | 0 | 0 | 0 | 1 | 0 | 0 | | | | | | |

Faculty Workload Report - Fall 2019 and Spring 2020

KEY: UG - Undergraduate Class; GR - Graduate Class; SP - Special Professional Class; ORG - Organized Class; NON - Non Organized Class

| COLLEGE NAME | DEPARTMENT/UNIT | FACULTY NAME | FACULTY TITLE/RANK | FT/PT | AY 19-20 Percent (%) Effort | | | | # Classes Taught Fall 2019 | | | | | | # Classes Taught Spring 2020 | | | | | | Funding Source | | | | |
|--------------------------------|------------------------------|------------------------------------|-----------------------------------|-----------|-----------------------------|------------------------|---------|------------------|----------------------------|-----|-----|-----|-----|-----|------------------------------|-----|-----|-----|-----|-----------|----------------|------|-------|-------|-------|
| | | | | | Research & Scholarship | Teaching & Instruction | Service | Total (%) Effort | UG | | GR | | SP | | UG | | GR | | SP | | Salary | Gift | Grant | Local | State |
| | | | | | | | | | ORG | NON | ORG | NON | ORG | NON | ORG | NON | ORG | NON | ORG | NON | | | | | |
| Liberal Arts & Social Sciences | Modern & Classical Languages | Bandmann,Tanya | Lecturer | Full-time | 0% | 100% | 0% | 100% | 0 | 0 | 0 | 0 | 0 | 0 | 3 | 0 | 0 | 0 | 0 | \$15,000 | | | | | x |
| Liberal Arts & Social Sciences | Modern & Classical Languages | Behr,Francesca D. | Professor | Full-time | 40% | 40% | 20% | 100% | 2 | 0 | 0 | 0 | 0 | 0 | 2 | 0 | 0 | 0 | 0 | \$91,845 | | | | | x |
| Liberal Arts & Social Sciences | Modern & Classical Languages | Carrera,Alessandro | Professor | Full-time | 40% | 30% | 30% | 100% | 2 | 0 | 2 | 0 | 0 | 0 | 0 | 1 | 1 | 0 | 0 | \$108,984 | | | | | x |
| Liberal Arts & Social Sciences | Modern & Classical Languages | Due Hackney,Casey L | Professor | Full-time | 40% | 30% | 30% | 100% | 0 | 0 | 0 | 0 | 0 | 0 | 1 | 0 | 0 | 0 | 0 | \$53,255 | | | | | x |
| Liberal Arts & Social Sciences | Modern & Classical Languages | El-Badawi,Emran | Associate Professor | Full-time | 60% | 20% | 20% | 100% | 2 | 0 | 0 | 0 | 0 | 0 | 0 | 1 | 0 | 0 | 0 | \$93,414 | | | | | x |
| Liberal Arts & Social Sciences | Modern & Classical Languages | Ercolani,Monica | Instructional Assistant Professor | Full-time | 0% | 60% | 40% | 100% | 2 | 0 | 0 | 0 | 0 | 0 | 2 | 0 | 0 | 0 | 0 | \$43,212 | | | | | x |
| Liberal Arts & Social Sciences | Modern & Classical Languages | Fares,Michael James | Instructional Assistant Professor | Full-time | 0% | 80% | 20% | 100% | 3 | 0 | 0 | 0 | 0 | 0 | 4 | 0 | 0 | 0 | 0 | \$46,255 | | | | | x |
| Liberal Arts & Social Sciences | Modern & Classical Languages | Giacchetti,Claudine A | Professor | Full-time | 40% | 30% | 30% | 100% | 2 | 0 | 0 | 0 | 0 | 0 | 2 | 0 | 0 | 0 | 0 | \$103,112 | | | | | x |
| Liberal Arts & Social Sciences | Modern & Classical Languages | Glass,Hildegard | Associate Professor | Full-time | 20% | 20% | 60% | 100% | 3 | 0 | 0 | 0 | 0 | 0 | 1 | 0 | 0 | 0 | 0 | \$78,411 | | | | | x |
| Liberal Arts & Social Sciences | Modern & Classical Languages | Gnanwo Hounfodji,Raymond | Lecturer | Full-time | 0% | 100% | 0% | 100% | 2 | 0 | 0 | 0 | 0 | 0 | 3 | 0 | 0 | 0 | 0 | \$21,000 | | | | x | |
| Liberal Arts & Social Sciences | Modern & Classical Languages | Hellmann,Tanja Sweetlana | Sr Lecturer | Full-time | 0% | 100% | 0% | 100% | 3 | 0 | 0 | 0 | 0 | 0 | 0 | 0 | 0 | 0 | 0 | \$35,378 | | | | | x |
| Liberal Arts & Social Sciences | Modern & Classical Languages | James,Conrad Michael | Associate Professor | Full-time | 60% | 40% | 0% | 100% | 3 | 0 | 0 | 0 | 0 | 0 | 2 | 0 | 0 | 0 | 0 | \$75,000 | | | | | x |
| Liberal Arts & Social Sciences | Modern & Classical Languages | Kidder,Kathleen | Visiting Scholar | Full-time | 0% | 100% | 0% | 100% | 3 | 0 | 0 | 0 | 0 | 0 | 3 | 0 | 0 | 0 | 0 | \$40,000 | | | | | x |
| Liberal Arts & Social Sciences | Modern & Classical Languages | Kleinheider,Julia D | Instructional Associate Professor | Full-time | 0% | 80% | 20% | 100% | 4 | 0 | 0 | 0 | 0 | 0 | 3 | 0 | 0 | 0 | 0 | \$46,166 | | | | | x |
| Liberal Arts & Social Sciences | Modern & Classical Languages | Lj,Melody Yunzi | Assistant Professor | Full-time | 40% | 40% | 20% | 100% | 2 | 0 | 1 | 0 | 0 | 0 | 2 | 0 | 1 | 0 | 0 | \$63,426 | | | | | x |
| Liberal Arts & Social Sciences | Modern & Classical Languages | McArthur,Charles M | Instructional Assistant Professor | Full-time | 0% | 80% | 20% | 100% | 4 | 0 | 0 | 0 | 0 | 0 | 4 | 0 | 0 | 0 | 0 | \$52,994 | | | | | x |
| Liberal Arts & Social Sciences | Modern & Classical Languages | Nguyen,Duy | Assistant Professor | Full-time | 40% | 40% | 20% | 100% | 3 | 0 | 1 | 0 | 0 | 0 | 3 | 0 | 1 | 0 | 0 | \$62,607 | | | | | x |
| Liberal Arts & Social Sciences | Modern & Classical Languages | Pope,Rachel Elizabeth | Instructional Assistant Professor | Full-time | 0% | 80% | 20% | 100% | 3 | 0 | 0 | 0 | 0 | 0 | 3 | 0 | 0 | 0 | 0 | \$52,173 | | | | | x |
| Liberal Arts & Social Sciences | Modern & Classical Languages | Ramirez,Marie Theresa | Professor | Full-time | 40% | 30% | 30% | 100% | 2 | 0 | 1 | 0 | 0 | 0 | 3 | 0 | 1 | 0 | 0 | \$97,053 | | | | | x |
| Liberal Arts & Social Sciences | Modern & Classical Languages | Salgueiro,Maria Aparecida Ferreira | Visiting Scholar | Full-time | 40% | 40% | 20% | 100% | 0 | 0 | 0 | 0 | 0 | 0 | 3 | 0 | 1 | 0 | 0 | \$65,000 | | | | x | |
| Liberal Arts & Social Sciences | Modern & Classical Languages | Suzuki,Mamiko | Lecturer | Full-time | 0% | 80% | 20% | 100% | 3 | 0 | 0 | 0 | 0 | 0 | 3 | 0 | 0 | 0 | 0 | \$30,000 | | | | | x |
| Liberal Arts & Social Sciences | Modern & Classical Languages | Tamber-Rosenau,Caryn M | Instructional Assistant Professor | Full-time | 0% | 80% | 20% | 100% | 5 | 0 | 0 | 0 | 0 | 0 | 4 | 0 | 0 | 0 | 0 | \$53,843 | | | | | x |
| Liberal Arts & Social Sciences | Modern & Classical Languages | Tiwari,Bhavya | Assistant Professor | Full-time | 0% | 80% | 20% | 100% | 2 | 0 | 0 | 0 | 0 | 0 | 3 | 0 | 0 | 0 | 0 | \$62,000 | | | | x | |
| Liberal Arts & Social Sciences | Modern & Classical Languages | Tolliver,Julie F | Assistant Professor | Full-time | 40% | 40% | 20% | 100% | 3 | 0 | 0 | 1 | 0 | 0 | 3 | 0 | 1 | 1 | 0 | \$77,152 | | | | | x |
| Liberal Arts & Social Sciences | Modern & Classical Languages | Tucci,Nina S | Associate Professor | Full-time | 40% | 40% | 20% | 100% | 3 | 0 | 1 | 0 | 0 | 0 | 2 | 0 | 1 | 0 | 0 | \$63,235 | | | | | x |
| Liberal Arts & Social Sciences | Modern & Classical Languages | Wang,Wei | Assistant Professor | Full-time | 40% | 40% | 20% | 100% | 3 | 0 | 0 | 0 | 0 | 0 | 3 | 0 | 1 | 0 | 0 | \$64,000 | | | | x | |
| Liberal Arts & Social Sciences | Modern & Classical Languages | Wen,Xiaohong Sharon | Professor | Full-time | 40% | 30% | 30% | 100% | 2 | 0 | 1 | 0 | 0 | 0 | 2 | 0 | 0 | 1 | 0 | \$116,169 | | | | | x |
| Liberal Arts & Social Sciences | Modern & Classical Languages | WILSON,Celine Madeleine Alice | Lecturer | Full-time | 0% | 90% | 10% | 100% | 3 | 0 | 0 | 0 | 0 | 0 | 3 | 0 | 0 | 0 | 0 | \$26,000 | | | | x | |
| Liberal Arts & Social Sciences | Modern & Classical Languages | Zaretsky,Robert D | Professor | Full-time | 40% | 40% | 20% | 100% | 9 | 1 | 0 | 0 | 0 | 0 | 5 | 1 | 0 | 0 | 0 | \$112,008 | | | | | x |
| Liberal Arts & Social Sciences | Modern & Classical Languages | Zhang,Jing | Instructional Assistant Professor | Full-time | 0% | 80% | 20% | 100% | 4 | 0 | 0 | 0 | 0 | 0 | 3 | 0 | 0 | 0 | 0 | \$44,083 | | | | | x |
| Liberal Arts & Social Sciences | Philosophy | Buckner,Cameron J | Associate Professor | Full-time | 40% | 40% | 20% | 100% | 2 | 0 | 1 | 0 | 0 | 0 | 1 | 0 | 1 | 0 | 0 | \$89,170 | | | | | x |
| Liberal Arts & Social Sciences | Philosophy | Coates,Daniel J | Associate Professor | Full-time | 40% | 40% | 20% | 100% | 2 | 0 | 1 | 0 | 0 | 0 | 2 | 0 | 1 | 0 | 0 | \$81,476 | | | | | x |
| Liberal Arts & Social Sciences | Philosophy | Drapela,Nick Gerard | Lecturer | Full-time | 0% | 100% | 0% | 100% | 5 | 0 | 0 | 0 | 0 | 0 | 5 | 0 | 0 | 0 | 0 | \$30,000 | | | | x | |
| Liberal Arts & Social Sciences | Philosophy | Garson,James W | Professor | Full-time | 40% | 40% | 20% | 100% | 1 | 0 | 1 | 0 | 0 | 0 | 2 | 0 | 0 | 1 | 0 | \$106,276 | | | | | x |
| Liberal Arts & Social Sciences | Philosophy | Haaga,Curtis W | Lecturer | Full-time | 0% | 100% | 0% | 100% | 5 | 0 | 0 | 0 | 0 | 0 | 5 | 0 | 0 | 0 | 0 | \$34,039 | | | | | x |
| Liberal Arts & Social Sciences | Philosophy | Hattab,Helen | Professor | Full-time | 40% | 40% | 20% | 100% | 2 | 0 | 1 | 0 | 0 | 0 | 2 | 0 | 0 | 0 | 0 | \$98,144 | | | | | x |
| Liberal Arts & Social Sciences | Philosophy | Loewenstein,Vael R | Assistant Professor | Full-time | 40% | 40% | 20% | 100% | 2 | 0 | 0 | 0 | 0 | 0 | 1 | 1 | 1 | 0 | 0 | \$72,505 | | | | x | |
| Liberal Arts & Social Sciences | Philosophy | Mag Uidhir,Christopher Domh | Associate Professor | Full-time | 40% | 40% | 20% | 100% | 1 | 0 | 1 | 0 | 0 | 0 | 2 | 1 | 0 | 0 | 0 | \$99,672 | | | | | x |
| Liberal Arts & Social Sciences | Philosophy | Oliveira,Luis RG | Assistant Professor | Full-time | 50% | 30% | 20% | 100% | 1 | 1 | 1 | 0 | 0 | 0 | 1 | 2 | 0 | 1 | 0 | \$73,609 | | | | x | |
| Liberal Arts & Social Sciences | Philosophy | Phillips,David K | Professor | Full-time | 40% | 20% | 40% | 100% | 1 | 0 | 1 | 0 | 0 | 0 | 1 | 1 | 0 | 1 | 0 | \$105,317 | | | | | x |
| Liberal Arts & Social Sciences | Philosophy | Sommers,Tamler S | Professor | Full-time | 40% | 40% | 20% | 100% | 2 | 0 | 0 | 0 | 0 | 0 | 1 | 0 | 1 | 0 | 0 | \$94,695 | | | | | x |
| Liberal Arts & Social Sciences | Philosophy | Weisberg,Joshua | Associate Professor | Full-time | 40% | 40% | 20% | 100% | 2 | 0 | 0 | 0 | 0 | 0 | 2 | 0 | 0 | 1 | 0 | \$80,130 | | | | | x |
| Liberal Arts & Social Sciences | Political Science | Abbott Jr,Kenneth Wayne | Lecturer | Full-time | 0% | 100% | 0% | 100% | 5 | 0 | 0 | 1 | 0 | 0 | 6 | 0 | 0 | 0 | 0 | \$31,000 | | | | | x |
| Liberal Arts & Social Sciences | Political Science | Aleman,Eduardo | Associate Professor | Full-time | 50% | 30% | 20% | 100% | 2 | 0 | 0 | 1 | 0 | 0 | 2 | 0 | 0 | 2 | 0 | \$99,505 | | | | | x |
| Liberal Arts & Social Sciences | Political Science | Archer,Allison Michelle Nam | Assistant Professor | Full-time | 50% | 30% | 20% | 100% | 0 | 0 | 2 | 0 | 0 | 0 | 2 | 0 | 0 | 0 | 0 | \$82,800 | | | | | x |
| Liberal Arts & Social Sciences | Political Science | Badas,Alex | Assistant Professor | Full-time | 50% | 30% | 20% | 100% | 1 | 0 | 1 | 0 | 0 | 0 | 2 | 0 | 0 | 0 | 0 | \$83,425 | | | | x | |
| Liberal Arts & Social Sciences | Political Science | Bagashka,Tanya G | Associate Professor | Full-time | 50% | 30% | 20% | 100% | 1 | 0 | 1 | 2 | 0 | 0 | 2 | 0 | 0 | 2 | 0 | \$91,790 | | | | | x |
| Liberal Arts & Social Sciences | Political Science | Bailey,Jeremy D | Professor | Full-time | 50% | 30% | 20% | 100% | 1 | 0 | 1 | 2 | 0 | 0 | 2 | 0 | 0 | 3 | 0 | \$129,106 | | | | x | |
| Liberal Arts & Social Sciences | Political Science | Basinger,Scott J | Associate Professor | Full-time | 50% | 30% | 20% | 100% | 2 | 0 | 0 | 2 | 0 | 0 | 1 | 1 | 1 | 2 | 0 | \$94,674 | | | | | x |
| Liberal Arts & Social Sciences | Political Science | Cantu,Francisco | Associate Professor | Full-time | 50% | 30% | 20% | 100% | 2 | 0 | 0 | 1 | 0 | 0 | 1 | 0 | 1 | 1 | 0 | \$90,549 | | | | x | |
| Liberal Arts & Social Sciences | Political Science | Casellas,Jason | Associate Professor | Full-time | 50% | 30% | 20% | 100% | 2 | 0 | 0 | 1 | 0 | 0 | 0 | 0 | 1 | 1 | 0 | \$106,002 | | | | | x |
| Liberal Arts & Social Sciences | Political Science | Chatagnier,John Tyson | Assistant Professor | Full-time | 50% | 30% | 20% | 100% | 0 | 0 | 0 | 0 | 0 | 0 | 2 | 0 | 0 | 1 | 0 | \$85,552 | | | | | x |
| Liberal Arts & Social Sciences | Political Science | Choi,Naomi | Assistant Professor | Full-time | 50% | 30% | 20% | 100% | 2 | 0 | 0 | 0 | 0 | 0 | 2 | 0 | 0 | 0 | 0 | \$84,248 | | | | | x |
| Liberal Arts & Social Sciences | Political Science | Church,Jeffrey | Professor | Full-time | 50% | 30% | 20% | 100% | 1 | 0 | 0 | 3 | 0 | 0 | 0 | 0 | 0 | 2 | 0 | \$112,003 | | | | | x |
| Liberal Arts & Social Sciences | Political Science | Clark,Jennifer H | Associate Professor | Full-time | 50% | 30% | 20% | 100% | 0 | 0 | 2 | 2 | 0 | 0 | 1 | 0 | 1 | 2 | 0 | \$114,885 | | | | | x |
| Liberal Arts & Social Sciences | Political Science | Clifford,Scott | Associate Professor | Full-time | 50% | 30% | 20% | 100% | 0 | 0 | 0 | 0 | 0 | 0 | 1 | 0 | 0 | 1 | 0 | \$98,165 | | | | | x |
| Liberal Arts & Social Sciences | Political Science | Cole,Jeffrey Bryan | Instructional Assistant Professor | Full-time | 0% | 70% | 30% | 100% | 4 | 0 | 0 | 0 | 0 | 0 | 4 | 0 | 0 | 0 | 0 | \$66,943 | | | | x | |
| Liberal Arts & Social Sciences | Political Science | Contractor,Cyrus Ali | Instructional Assistant Professor | Full-time | 50% | 30% | 20% | 100% | 2 | 0 | 0 | 0 | 0 | 0 | 2 | 0 | 0 | 0 | 0 | \$68,467 | | | | x | |
| Liberal Arts & Social Sciences | Political Science | Cortina,Jeronimo | Associate Professor | Full-time | 50% | 30% | 20% | 100% | 0 | 0 | 0 | 1 | 0 | 0 | 0 | 0 | 0 | 1 | 0 | \$91,546 | | | | | x |
| Liberal Arts & Social Sciences | Political Science | Davis,Sharon M | Lecturer | Full-time | 0% | 100% | 0% | 100% | 5 | 0 | 0 | 0 | 0 | 0 | 7 | 0 | 0 | 0 | 0 | \$30,000 | | | | x | |
| Liberal Arts & Social Sciences | Political Science | Fumurescu,Alin | Assistant Professor | Full-time | 50% | 30% | 20% | 100% | 3 | 1 | 0 | 1 | 0 | 0 | 0 | 2 | 1 | 1 | 0 | \$84,398 | | | | | x |
| Liberal Arts & Social Sciences | Political Science | Jenke,Elizabeth | Assistant Professor | Full-time | 50% | 30% | 20% | 100% | 1 | 0 | 0 | 0 | 0 | 0 | 1 | 0 | 0 | 0 | 0 | \$81,800 | | | | | x |
| Liberal Arts & Social Sciences | Political Science | Kennedy,Ryan P | Associate Professor | Full-time | 50% | 30% | 20% | 100% | 1 | 0 | 1 | 3 | 0 | 0 | 2 | 0 | 0 | 2 | 0 | \$107,753 | | | | | x |
| Liberal Arts & Social Sciences | Political Science | Littlepage,Kelley G | Instructional Assistant Professor | Full-time | 0% | 100% | 0% | 100% | 4 | 0 | 0 | 0 | 0 | 0 | 4 | 0 | 0 | 0 | 0 | \$61,200 | | | | | x |
| Liberal Arts & Social Sciences | Political Science | Marcinek,Elizabeth Nicole Simas | Associate Professor | Full-time | 50% | 30% | 20% | 100% | 0 | 0 | 0 | 2 | 0 | 0 | 1 | 0 | 1 | 1 | 0 | \$95,072 | | | | | x |
| Liberal Arts & Social Sciences | Political Science | Marinov,Nikolay | Associate Professor | Full-time | 50% | 30% | 20% | 100% | 1 | 0 | 1 | 1 | 0 | 0 | 1 | 1 | 1 | 1 | 0 | \$95,000 | | | | | x |
| Liberal Arts & Social Sciences | Political Science | Rottinghaus,Brandon J | | | | | | | | | | | | | | | | | | | | | | | |

Faculty Workload Report - Fall 2019 and Spring 2020

KEY: UG - Undergraduate Class; GR - Graduate Class; SP - Special Professional Class; ORG - Organized Class; NON - Non Organized Class

| COLLEGE NAME | DEPARTMENT/UNIT | FACULTY NAME | FACULTY TITLE/RANK | FT/PT | AY 19-20 Percent (%) Effort | | | | # Classes Taught Fall 2019 | | | | | | # Classes Taught Spring 2020 | | | | | | Funding Source | | | | | | | |
|--------------------------------|-------------------|-----------------------------|-----------------------------------|-----------|-----------------------------|------------------------|---------|------------------|----------------------------|-----|-----|-----|-----|-----|------------------------------|-----|-----|-----|-----|-----|----------------|-----------|-----------|-------|-------|---|---|---|
| | | | | | Research & Scholarship | Teaching & Instruction | Service | Total (%) Effort | ORG | | GR | | SP | | ORG | | GR | | SP | | Salary | Gift | Grant | Local | State | | | |
| | | | | | | | | | ORG | NON | ORG | NON | ORG | NON | ORG | NON | ORG | NON | ORG | NON | | | | | | | | |
| Liberal Arts & Social Sciences | Political Science | Shor,Boris | Associate Professor | Full-time | 50% | 30% | 20% | 100% | 2 | 0 | 0 | 0 | 0 | 0 | 1 | 0 | 0 | 0 | 0 | 0 | 0 | 0 | | | | | | x |
| Liberal Arts & Social Sciences | Political Science | Tedin,Kent L | Professor | Full-time | 50% | 30% | 20% | 100% | 2 | 0 | 0 | 1 | 0 | 0 | 2 | 0 | 0 | 0 | 0 | 0 | 0 | 0 | \$130,793 | | | | | x |
| Liberal Arts & Social Sciences | Political Science | Tiede,Lydia B | Associate Professor | Full-time | 50% | 30% | 20% | 100% | 2 | 0 | 0 | 0 | 0 | 0 | 1 | 0 | 1 | 2 | 0 | 0 | 0 | \$95,253 | | | | | x | |
| Liberal Arts & Social Sciences | Political Science | Zhu,Ling | Associate Professor | Full-time | 50% | 30% | 20% | 100% | 0 | 0 | 3 | 0 | 0 | 0 | 0 | 0 | 1 | 0 | 0 | 0 | 0 | \$116,000 | | | | | x | |
| Liberal Arts & Social Sciences | Political Science | Zwald,Zachary J | Instructional Assistant Professor | Full-time | 0% | 50% | 50% | 100% | 2 | 1 | 0 | 0 | 0 | 0 | 1 | 3 | 0 | 0 | 0 | 0 | 0 | \$67,136 | | | | x | | |
| Liberal Arts & Social Sciences | Psychology | Agan,Herb W | Lecturer | Full-time | 0% | 100% | 0% | 100% | 5 | 0 | 0 | 0 | 0 | 0 | 5 | 0 | 0 | 0 | 0 | 0 | 0 | \$42,500 | | | | x | | |
| Liberal Arts & Social Sciences | Psychology | Ahmed,Yusra | Research Assistant Professor | Full-time | 100% | 0% | 0% | 100% | 0 | 0 | 0 | 0 | 0 | 0 | 0 | 0 | 0 | 0 | 0 | 0 | 0 | \$81,600 | x | | | | | |
| Liberal Arts & Social Sciences | Psychology | Alfano,Candice A | Professor | Full-time | 50% | 30% | 20% | 100% | 0 | 1 | 0 | 3 | 0 | 0 | 1 | 0 | 1 | 3 | 0 | 0 | 0 | \$135,195 | | | | | x | |
| Liberal Arts & Social Sciences | Psychology | Alward,Beau Andrew | Assistant Professor | Full-time | 60% | 20% | 20% | 100% | 0 | 0 | 0 | 0 | 0 | 0 | 2 | 1 | 0 | 0 | 0 | 0 | 0 | \$92,000 | | | | x | | |
| Liberal Arts & Social Sciences | Psychology | Anderson,Jill Annette | Instructional Associate Professor | Full-time | 0% | 80% | 20% | 100% | 4 | 0 | 0 | 0 | 0 | 0 | 4 | 0 | 0 | 0 | 0 | 0 | 0 | \$63,895 | | | | x | | |
| Liberal Arts & Social Sciences | Psychology | Babcock,Julia | Professor | Full-time | 40% | 40% | 20% | 100% | 1 | 0 | 1 | 3 | 0 | 0 | 2 | 1 | 0 | 3 | 0 | 0 | 0 | \$96,264 | | | | | x | |
| Liberal Arts & Social Sciences | Psychology | Bick,Johanna R | Assistant Professor | Full-time | 50% | 30% | 20% | 100% | 0 | 2 | 0 | 1 | 0 | 0 | 2 | 2 | 1 | 1 | 0 | 0 | 0 | \$92,525 | | | | | x | |
| Liberal Arts & Social Sciences | Psychology | Campion,James E | Professor | Full-time | 40% | 40% | 20% | 100% | 0 | 0 | 0 | 3 | 0 | 0 | 0 | 0 | 1 | 3 | 0 | 0 | 0 | \$73,118 | | | | | x | |
| Liberal Arts & Social Sciences | Psychology | Carlson,Coleen | Research Assistant Professor | Full-time | 100% | 0% | 0% | 100% | 0 | 0 | 0 | 0 | 0 | 0 | 0 | 0 | 0 | 0 | 0 | 0 | 0 | \$152,695 | x | | | | x | |
| Liberal Arts & Social Sciences | Psychology | Cirino,Paul | Professor | Full-time | 45% | 30% | 25% | 100% | 0 | 0 | 2 | 3 | 0 | 0 | 0 | 0 | 0 | 3 | 0 | 0 | 0 | \$126,826 | | | | | x | |
| Liberal Arts & Social Sciences | Psychology | Damian,Rodica Ioana | Assistant Professor | Full-time | 40% | 40% | 20% | 100% | 2 | 1 | 0 | 5 | 0 | 0 | 0 | 0 | 2 | 5 | 0 | 0 | 0 | \$92,753 | | | | | x | |
| Liberal Arts & Social Sciences | Psychology | Davidson,Kevin C | Research Associate Professor | Full-time | 100% | 0% | 0% | 100% | 0 | 0 | 0 | 0 | 0 | 0 | 0 | 0 | 0 | 0 | 0 | 0 | 0 | \$155,421 | | | | | x | |
| Liberal Arts & Social Sciences | Psychology | Derrick,Jaye L | Associate Professor | Full-time | 40% | 40% | 20% | 100% | 0 | 2 | 2 | 6 | 0 | 0 | 2 | 2 | 0 | 4 | 0 | 0 | 0 | \$97,071 | | | | | x | |
| Liberal Arts & Social Sciences | Psychology | Eisenberger,Robert W | Professor | Full-time | 40% | 40% | 20% | 100% | 1 | 0 | 1 | 5 | 0 | 0 | 2 | 0 | 0 | 5 | 0 | 0 | 0 | \$152,770 | | | | | x | |
| Liberal Arts & Social Sciences | Psychology | Fetterman,Adam Kent | Assistant Professor | Full-time | 60% | 20% | 20% | 100% | 0 | 0 | 0 | 0 | 0 | 0 | 1 | 0 | 0 | 0 | 0 | 0 | 0 | \$90,000 | | | | | x | |
| Liberal Arts & Social Sciences | Psychology | Fletcher,Jack M | Professor | Full-time | 50% | 20% | 30% | 100% | 0 | 0 | 1 | 0 | 0 | 0 | 0 | 0 | 1 | 0 | 0 | 0 | 0 | \$212,958 | | | | | x | |
| Liberal Arts & Social Sciences | Psychology | Foss,Donald J | Professor | Full-time | 40% | 40% | 20% | 100% | 2 | 0 | 0 | 0 | 0 | 0 | 2 | 0 | 1 | 0 | 0 | 0 | 0 | \$240,618 | | | | | x | |
| Liberal Arts & Social Sciences | Psychology | Francis,David J | Professor | Full-time | 50% | 30% | 20% | 100% | 0 | 0 | 1 | 0 | 0 | 0 | 0 | 0 | 1 | 1 | 0 | 0 | 0 | \$271,942 | | | | | x | |
| Liberal Arts & Social Sciences | Psychology | Gallagher,Matthew Ward | Associate Professor | Full-time | 45% | 35% | 20% | 100% | 1 | 0 | 0 | 2 | 0 | 0 | 1 | 0 | 1 | 5 | 0 | 0 | 0 | \$103,194 | | | | | x | |
| Liberal Arts & Social Sciences | Psychology | Garey,Lorra Lynn | Research Assistant Professor | Full-time | 100% | 0% | 0% | 100% | 0 | 0 | 0 | 0 | 0 | 0 | 0 | 0 | 0 | 0 | 0 | 0 | 0 | \$60,000 | | | | x | | |
| Liberal Arts & Social Sciences | Psychology | Grigorenko,Elena L | Professor | Full-time | 40% | 40% | 20% | 100% | 2 | 0 | 0 | 6 | 0 | 0 | 1 | 0 | 1 | 4 | 0 | 0 | 0 | \$262,087 | | | | x | x | |
| Liberal Arts & Social Sciences | Psychology | Haile,Colin Nichols | Research Associate Professor | Full-time | 100% | 0% | 0% | 100% | 0 | 0 | 0 | 0 | 0 | 0 | 0 | 0 | 0 | 0 | 0 | 0 | 0 | \$95,472 | | | | x | | |
| Liberal Arts & Social Sciences | Psychology | Hernandez,Arturo E | Professor | Full-time | 40% | 35% | 25% | 100% | 0 | 0 | 0 | 6 | 0 | 0 | 2 | 0 | 0 | 3 | 0 | 0 | 0 | \$126,100 | | | | | x | |
| Liberal Arts & Social Sciences | Psychology | Hoff,Kevin | Assistant Professor | Full-time | 60% | 20% | 20% | 100% | 0 | 1 | 1 | 0 | 0 | 0 | 0 | 0 | 0 | 0 | 0 | 0 | 0 | \$90,000 | | | | x | | |
| Liberal Arts & Social Sciences | Psychology | Knee,Clifford R | Professor | Full-time | 40% | 30% | 30% | 100% | 1 | 3 | 0 | 3 | 0 | 0 | 2 | 1 | 4 | 0 | 0 | 0 | 0 | \$135,850 | | | | | x | |
| Liberal Arts & Social Sciences | Psychology | Kosten,Therese A | Professor | Full-time | 40% | 35% | 25% | 100% | 0 | 0 | 1 | 6 | 0 | 0 | 1 | 0 | 0 | 2 | 0 | 0 | 0 | \$172,843 | | | | | x | |
| Liberal Arts & Social Sciences | Psychology | Kulesz,Paulina Anna | Research Assistant Professor | Full-time | 80% | 20% | 0% | 100% | 0 | 0 | 0 | 0 | 0 | 0 | 0 | 0 | 0 | 0 | 0 | 0 | 0 | \$82,756 | x | | | | | |
| Liberal Arts & Social Sciences | Psychology | Leasure,Jennifer Leigh | Associate Professor | Full-time | 40% | 40% | 20% | 100% | 1 | 1 | 2 | 7 | 0 | 0 | 1 | 3 | 0 | 5 | 0 | 0 | 0 | \$111,231 | | | | | x | |
| Liberal Arts & Social Sciences | Psychology | Lee,Sunbok | Assistant Professor | Full-time | 60% | 20% | 20% | 100% | 0 | 0 | 1 | 0 | 0 | 0 | 0 | 0 | 0 | 0 | 0 | 0 | 0 | \$81,160 | | | | x | | |
| Liberal Arts & Social Sciences | Psychology | Mariotto,Marco J | Professor | Full-time | 40% | 40% | 20% | 100% | 2 | 0 | 0 | 0 | 0 | 0 | 2 | 0 | 0 | 0 | 0 | 0 | 0 | \$202,209 | | | | | x | |
| Liberal Arts & Social Sciences | Psychology | Medina PhD,Luis Daniel | Assistant Professor | Full-time | 50% | 30% | 20% | 100% | 0 | 0 | 1 | 0 | 0 | 0 | 0 | 0 | 1 | 0 | 0 | 0 | 0 | \$94,400 | | | | x | | |
| Liberal Arts & Social Sciences | Psychology | Mehta,Paras D | Associate Professor | Full-time | 40% | 35% | 25% | 100% | 0 | 0 | 1 | 0 | 0 | 0 | 2 | 0 | 1 | 0 | 0 | 0 | 0 | \$93,684 | | | | | x | |
| Liberal Arts & Social Sciences | Psychology | Miclak,Jeremy Richard | Research Assistant Professor | Full-time | 100% | 0% | 0% | 100% | 0 | 0 | 0 | 0 | 0 | 0 | 0 | 0 | 0 | 0 | 0 | 0 | 0 | \$85,237 | x | | | | | |
| Liberal Arts & Social Sciences | Psychology | Naumova,Oxana | Research Assistant Professor | Full-time | 100% | 0% | 0% | 100% | 0 | 0 | 0 | 0 | 0 | 0 | 0 | 0 | 0 | 0 | 0 | 0 | 0 | \$74,216 | | | | x | | |
| Liberal Arts & Social Sciences | Psychology | Neighbors,Clayton T | Professor | Full-time | 45% | 30% | 25% | 100% | 0 | 1 | 1 | 4 | 0 | 0 | 1 | 1 | 4 | 0 | 0 | 0 | 0 | \$161,689 | | | | | x | |
| Liberal Arts & Social Sciences | Psychology | Ng,Vincent | Assistant Professor | Full-time | 60% | 20% | 20% | 100% | 0 | 0 | 0 | 0 | 0 | 0 | 0 | 0 | 0 | 0 | 0 | 0 | 0 | \$90,000 | | | | | x | |
| Liberal Arts & Social Sciences | Psychology | Sharp,Carla | Professor | Full-time | 45% | 30% | 25% | 100% | 0 | 1 | 0 | 8 | 0 | 0 | 0 | 3 | 0 | 8 | 0 | 0 | 0 | \$182,000 | | | | | x | |
| Liberal Arts & Social Sciences | Psychology | Solano,Elizabeth | Research Scientist | Full-time | 100% | 0% | 0% | 100% | 0 | 0 | 0 | 0 | 0 | 0 | 0 | 0 | 0 | 0 | 0 | 0 | 0 | \$50,000 | x | | | | | |
| Liberal Arts & Social Sciences | Psychology | Spitzmuller,Christiane | Professor | Full-time | 50% | 20% | 30% | 100% | 0 | 1 | 0 | 5 | 0 | 0 | 2 | 0 | 6 | 0 | 0 | 0 | 0 | \$138,259 | | | | | x | |
| Liberal Arts & Social Sciences | Psychology | Steinberg,Lynne | Associate Professor | Full-time | 40% | 40% | 20% | 100% | 3 | 1 | 0 | 1 | 0 | 0 | 0 | 1 | 2 | 0 | 0 | 0 | 0 | \$88,965 | | | | | x | |
| Liberal Arts & Social Sciences | Psychology | Tamber-Rosenau,Benjamin J | Assistant Professor | Full-time | 50% | 30% | 20% | 100% | 1 | 1 | 0 | 5 | 0 | 0 | 2 | 0 | 0 | 4 | 0 | 0 | 0 | \$86,242 | | | | | x | |
| Liberal Arts & Social Sciences | Psychology | Taylor,Pat | Research Assistant Professor | Full-time | 100% | 0% | 0% | 100% | 0 | 0 | 0 | 0 | 0 | 0 | 0 | 0 | 0 | 0 | 0 | 0 | 0 | \$84,010 | x | | | | | |
| Liberal Arts & Social Sciences | Psychology | Viana,Andres G | Associate Professor | Full-time | 50% | 30% | 20% | 100% | 0 | 0 | 0 | 3 | 0 | 0 | 1 | 0 | 0 | 3 | 0 | 0 | 0 | \$103,194 | | | | x | | |
| Liberal Arts & Social Sciences | Psychology | Villanueva,Lynda S | Lecturer | Full-time | 0% | 100% | 0% | 100% | 5 | 0 | 0 | 0 | 0 | 0 | 0 | 0 | 0 | 0 | 0 | 0 | 0 | \$15,500 | | | | x | | |
| Liberal Arts & Social Sciences | Psychology | Vincent,John P | Professor | Full-time | 40% | 40% | 20% | 100% | 0 | 0 | 0 | 3 | 0 | 0 | 0 | 0 | 0 | 2 | 0 | 0 | 0 | \$84,345 | | | | | x | |
| Liberal Arts & Social Sciences | Psychology | Vujanovic,Anka Anna | Associate Professor | Full-time | 40% | 40% | 20% | 100% | 1 | 1 | 2 | 2 | 0 | 0 | 1 | 1 | 1 | 3 | 0 | 0 | 0 | \$109,952 | | | | x | | |
| Liberal Arts & Social Sciences | Psychology | Walker-Obasi,Rheeda Lynette | Professor | Full-time | 40% | 40% | 20% | 100% | 0 | 0 | 1 | 4 | 0 | 0 | 0 | 0 | 1 | 5 | 0 | 0 | 0 | \$114,058 | | | | | x | |
| Liberal Arts & Social Sciences | Psychology | Williams,Michael W | Assistant Professor | Full-time | 60% | 20% | 20% | 100% | 0 | 0 | 0 | 0 | 0 | 0 | 0 | 0 | 1 | 0 | 0 | 0 | 0 | \$90,000 | | | | | x | |
| Liberal Arts & Social Sciences | Psychology | Witt,Lawrence A | Professor | Full-time | 40% | 35% | 25% | 100% | 3 | 0 | 2 | 7 | 0 | 0 | 0 | 3 | 6 | 0 | 0 | 0 | 0 | \$166,627 | | | | | x | |
| Liberal Arts & Social Sciences | | | | | | | | | | | | | | | | | | | | | | | | | | | | |

Faculty Workload Report - Fall 2019 and Spring 2020

| COLLEGE NAME | DEPARTMENT/UNIT | FACULTY NAME | FACULTY TITLE/RANK | FT/PT | AY 19-20 Percent (%) Effort | | | | KEY: UG - Undergraduate Class; GR - Graduate Class; SP - Special Professional Class; ORG - Organized Class; NON - Non Organized Class | | | | | | Funding Source | | | | | | | | | |
|--------------------------------|-------------------------|--------------------------------|-----------------------------------|-----------|-----------------------------|------------------------|---------|------------------|---|----|------------------------------|----|--------|------|----------------|-------|-------|----|----------|-----------|---|---|---|---|
| | | | | | Research & Scholarship | Teaching & Instruction | Service | Total (%) Effort | # Classes Taught Fall 2019 | | # Classes Taught Spring 2020 | | Salary | Gift | Grant | Local | State | | | | | | | |
| | | | | | | | | | UG | GR | SP | UG | | | | | | GR | SP | | | | | |
| Liberal Arts & Social Sciences | Sociology | Lorence,Jon P | Professor | Full-time | 40% | 40% | 20% | 100% | 2 | 0 | 0 | 0 | 0 | 0 | 2 | 0 | 0 | 0 | 0 | \$90,819 | | | | x |
| Liberal Arts & Social Sciences | Sociology | Monserud,Maria Aleksandrovna | Associate Professor | Full-time | 50% | 20% | 30% | 100% | 2 | 1 | 0 | 2 | 0 | 0 | 1 | 0 | 0 | 1 | 0 | \$82,826 | | | | x |
| Liberal Arts & Social Sciences | Sociology | Nelson,Steven M | Instructional Associate Professor | Full-time | 0% | 80% | 20% | 100% | 4 | 0 | 0 | 0 | 0 | 0 | 4 | 0 | 0 | 0 | 0 | \$64,685 | | | | x |
| Liberal Arts & Social Sciences | Sociology | Quiroz,Pamela Anne | Professor | Full-time | 20% | 0% | 80% | 100% | 0 | 0 | 0 | 0 | 0 | 0 | 0 | 0 | 0 | 0 | 0 | \$169,466 | | | | x |
| Liberal Arts & Social Sciences | Sociology | Savage,Scott Vandenburg | Associate Professor | Full-time | 50% | 20% | 30% | 100% | 1 | 0 | 1 | 2 | 0 | 0 | 0 | 0 | 1 | 0 | 0 | \$88,155 | | | x | |
| Liberal Arts & Social Sciences | Women's Studies Program | Al-Sowayel,Dina | Instructional Associate Professor | Full-time | 0% | 75% | 25% | 100% | 3 | 0 | 0 | 0 | 0 | 0 | 3 | 0 | 0 | 0 | 0 | \$56,214 | | | | x |
| Liberal Arts & Social Sciences | Women's Studies Program | Fernandes,Bridget Yvonne Diggs | Lecturer | Full-time | 0% | 100% | 0% | 100% | 5 | 0 | 0 | 0 | 0 | 0 | 5 | 0 | 0 | 0 | 0 | \$30,000 | | | x | |
| Liberal Arts & Social Sciences | Women's Studies Program | Waggoner,Jessica R | Visiting Scholar | Full-time | 50% | 50% | 0% | 100% | 3 | 0 | 0 | 0 | 0 | 0 | 0 | 0 | 0 | 0 | 0 | \$48,960 | x | | | |
| Natural Sciences & Mathematics | Biology | Azevedo,Ricardo | Associate Professor | Full-time | 40% | 40% | 20% | 100% | 2 | 0 | 0 | 3 | 0 | 0 | 2 | 0 | 1 | 3 | 0 | \$108,112 | | | | x |
| Natural Sciences & Mathematics | Biology | Bark,Steven | Assistant Professor | Full-time | 50% | 40% | 10% | 100% | 1 | 0 | 0 | 2 | 0 | 0 | 1 | 0 | 0 | 1 | 0 | \$81,939 | | | x | |
| Natural Sciences & Mathematics | Biology | Bawa-Khalfe,Tasneem | Assistant Professor | Full-time | 50% | 40% | 10% | 100% | 0 | 0 | 0 | 2 | 0 | 0 | 1 | 0 | 0 | 3 | 0 | \$83,158 | | | x | |
| Natural Sciences & Mathematics | Biology | Cheek,Ann Oliver | Instructional Professor | Full-time | 0% | 80% | 20% | 100% | 3 | 0 | 0 | 0 | 0 | 0 | 3 | 0 | 0 | 0 | 0 | \$73,031 | | | x | |
| Natural Sciences & Mathematics | Biology | Chen,Li | Assistant Professor | Full-time | 50% | 40% | 10% | 100% | 1 | 0 | 0 | 1 | 0 | 0 | 1 | 0 | 0 | 1 | 0 | \$75,467 | | | x | |
| Natural Sciences & Mathematics | Biology | Chung,Sang-Hyuk | Associate Professor | Full-time | 40% | 40% | 20% | 100% | 1 | 0 | 1 | 4 | 0 | 0 | 0 | 1 | 4 | 0 | \$91,888 | | | x | | |
| Natural Sciences & Mathematics | Biology | Colbert,Anne D | Professor | Full-time | 0% | 50% | 50% | 100% | 2 | 0 | 0 | 1 | 0 | 0 | 1 | 0 | 0 | 0 | 0 | \$146,421 | | | | x |
| Natural Sciences & Mathematics | Biology | Cole,Blaine J | Professor | Full-time | 40% | 40% | 20% | 100% | 1 | 0 | 0 | 1 | 0 | 0 | 1 | 0 | 0 | 1 | 0 | \$114,288 | | | | x |
| Natural Sciences & Mathematics | Biology | Craft,John W | Research Assistant Professor | Full-time | 100% | 0% | 0% | 100% | 0 | 0 | 0 | 0 | 0 | 0 | 0 | 0 | 0 | 0 | 0 | \$55,000 | | x | | |
| Natural Sciences & Mathematics | Biology | Crawford,Kerri M | Assistant Professor | Full-time | 50% | 40% | 10% | 100% | 0 | 2 | 0 | 4 | 0 | 0 | 0 | 1 | 1 | 5 | 0 | \$86,412 | | | x | |
| Natural Sciences & Mathematics | Biology | Dauwalder,Brigitte | Associate Professor | Full-time | 40% | 40% | 20% | 100% | 2 | 0 | 0 | 4 | 0 | 0 | 0 | 1 | 2 | 4 | 0 | \$95,609 | | | | x |
| Natural Sciences & Mathematics | Biology | de la Flor,Miguel Angel | Lecturer | Full-time | 0% | 100% | 0% | 100% | 3 | 0 | 0 | 0 | 0 | 0 | 3 | 0 | 0 | 0 | 0 | \$55,000 | | | | x |
| Natural Sciences & Mathematics | Biology | Dryer,Stuart E | Professor | Full-time | 40% | 40% | 20% | 100% | 0 | 1 | 1 | 2 | 0 | 0 | 1 | 1 | 0 | 5 | 0 | \$227,818 | | | | x |
| Natural Sciences & Mathematics | Biology | Esmaeliniakooshghazi,Amin | Research Assistant Professor | Full-time | 100% | 0% | 0% | 100% | 0 | 0 | 0 | 0 | 0 | 0 | 0 | 0 | 0 | 0 | 0 | \$54,000 | | x | | |
| Natural Sciences & Mathematics | Biology | Farmer,Lisa M | Instructional Assistant Professor | Full-time | 0% | 80% | 20% | 100% | 3 | 0 | 0 | 0 | 0 | 0 | 4 | 0 | 1 | 0 | 0 | \$60,055 | | | x | |
| Natural Sciences & Mathematics | Biology | Feng,Qin | Associate Professor | Full-time | 60% | 20% | 20% | 100% | 0 | 0 | 0 | 1 | 0 | 0 | 1 | 0 | 0 | 1 | 0 | \$122,570 | | | | x |
| Natural Sciences & Mathematics | Biology | Fox,Robert O | Professor | Full-time | 15% | 70% | 15% | 100% | 2 | 0 | 0 | 0 | 0 | 0 | 2 | 0 | 0 | 0 | 0 | \$172,101 | | | x | |
| Natural Sciences & Mathematics | Biology | Frankino,William A | Associate Professor | Full-time | 40% | 40% | 20% | 100% | 0 | 3 | 0 | 0 | 0 | 0 | 1 | 4 | 0 | 0 | 0 | \$101,140 | | | | x |
| Natural Sciences & Mathematics | Biology | Fu PHD,Xinping | Research Associate Professor | Full-time | 100% | 0% | 0% | 100% | 0 | 0 | 0 | 0 | 0 | 0 | 0 | 0 | 0 | 0 | 0 | \$86,972 | | x | | |
| Natural Sciences & Mathematics | Biology | Fujita,Masaya | Professor | Full-time | 40% | 40% | 20% | 100% | 1 | 0 | 0 | 2 | 0 | 0 | 0 | 1 | 2 | 0 | 0 | \$106,145 | | | | x |
| Natural Sciences & Mathematics | Biology | Gajewski,Kathleen Mary | Research Assistant Professor | Full-time | 70% | 20% | 10% | 100% | 0 | 0 | 0 | 0 | 0 | 0 | 0 | 0 | 0 | 0 | 0 | \$55,484 | | | x | |
| Natural Sciences & Mathematics | Biology | Gao,Xiaolian | Professor | Full-time | 75% | 25% | 0% | 100% | 0 | 0 | 0 | 1 | 0 | 0 | 0 | 0 | 1 | 0 | 0 | \$127,480 | | | | x |
| Natural Sciences & Mathematics | Biology | Gill,Tejendra | Instructional Professor | Full-time | 0% | 80% | 20% | 100% | 17 | 0 | 0 | 0 | 0 | 0 | 11 | 0 | 0 | 0 | 0 | \$76,410 | | | | x |
| Natural Sciences & Mathematics | Biology | Graur,Dan | Professor | Full-time | 40% | 40% | 20% | 100% | 0 | 0 | 1 | 1 | 0 | 0 | 2 | 0 | 1 | 0 | 0 | \$163,737 | | | | x |
| Natural Sciences & Mathematics | Biology | Guillen Rondon,Pablo Emilio | Research Assistant Professor | Full-time | 100% | 0% | 0% | 100% | 0 | 0 | 0 | 0 | 0 | 0 | 0 | 0 | 0 | 0 | 0 | \$101,776 | | | | x |
| Natural Sciences & Mathematics | Biology | Gunaratne,Preethi H | Professor | Full-time | 40% | 40% | 20% | 100% | 1 | 0 | 0 | 3 | 0 | 0 | 0 | 0 | 1 | 2 | 0 | \$115,997 | | | | x |
| Natural Sciences & Mathematics | Biology | Gustafsson,Jan-Ake | Professor | Full-time | 90% | 10% | 0% | 100% | 0 | 0 | 0 | 1 | 0 | 0 | 0 | 0 | 3 | 0 | 0 | \$162,193 | | | x | |
| Natural Sciences & Mathematics | Biology | Iyer,Dinakar | Research Assistant Professor | Full-time | 80% | 0% | 20% | 100% | 0 | 0 | 0 | 0 | 0 | 0 | 0 | 0 | 0 | 0 | 0 | \$61,800 | | x | | |
| Natural Sciences & Mathematics | Biology | Kelleher Meisel,Erin S | Associate Professor | Full-time | 50% | 40% | 10% | 100% | 0 | 1 | 1 | 2 | 0 | 0 | 1 | 0 | 0 | 3 | 0 | \$91,268 | | | | x |
| Natural Sciences & Mathematics | Biology | Khurana,Seema | Professor | Full-time | 50% | 40% | 10% | 100% | 0 | 0 | 0 | 1 | 0 | 0 | 0 | 0 | 1 | 1 | 0 | \$152,719 | | | | x |
| Natural Sciences & Mathematics | Biology | Kim,Eunyoung | Research Assistant Professor | Full-time | 100% | 0% | 0% | 100% | 0 | 0 | 0 | 0 | 0 | 0 | 0 | 0 | 0 | 0 | 0 | \$55,290 | | x | | |
| Natural Sciences & Mathematics | Biology | Knapp,Richard D | Instructional Professor | Full-time | 0% | 80% | 20% | 100% | 7 | 0 | 0 | 0 | 0 | 0 | 8 | 0 | 0 | 0 | 0 | \$72,120 | | | | x |
| Natural Sciences & Mathematics | Biology | Lekven,Arne | Associate Professor | Full-time | 60% | 20% | 20% | 100% | 1 | 3 | 2 | 2 | 0 | 0 | 1 | 3 | 1 | 4 | 0 | \$128,547 | | | | x |
| Natural Sciences & Mathematics | Biology | Leming,Jenifer Beth | Instructional Assistant Professor | Full-time | 0% | 80% | 20% | 100% | 2 | 0 | 0 | 0 | 0 | 0 | 4 | 0 | 1 | 0 | 0 | \$62,000 | | | | x |
| Natural Sciences & Mathematics | Biology | Lin,Chin-Yo | Associate Professor | Full-time | 40% | 40% | 20% | 100% | 0 | 0 | 1 | 3 | 0 | 0 | 1 | 0 | 0 | 4 | 0 | \$92,499 | | | x | |
| Natural Sciences & Mathematics | Biology | Liu,Yu | Associate Professor | Full-time | 40% | 40% | 20% | 100% | 1 | 0 | 0 | 2 | 0 | 0 | 0 | 1 | 0 | 2 | 0 | \$90,612 | | | | x |
| Natural Sciences & Mathematics | Biology | McKeon,Frank D | Professor | Full-time | 50% | 40% | 10% | 100% | 1 | 0 | 0 | 2 | 0 | 0 | 0 | 0 | 2 | 0 | 0 | \$253,747 | | | x | |
| Natural Sciences & Mathematics | Biology | Medrano,Ana I | Instructional Professor | Full-time | 0% | 80% | 20% | 100% | 18 | 0 | 0 | 0 | 0 | 0 | 27 | 0 | 0 | 0 | 0 | \$68,060 | | | | x |
| Natural Sciences & Mathematics | Biology | Meisel,Richard P | Assistant Professor | Full-time | 50% | 40% | 10% | 100% | 0 | 2 | 0 | 2 | 0 | 0 | 1 | 0 | 2 | 3 | 0 | \$83,871 | | | x | |
| Natural Sciences & Mathematics | Biology | Ogletree-Hughes,Monique L | Faculty Director | Full-time | 80% | 20% | 0% | 100% | 4 | 1 | 1 | 0 | 0 | 0 | 7 | 0 | 0 | 0 | 0 | \$19,011 | | | x | |
| Natural Sciences & Mathematics | Biology | Ogletree-Hughes,Monique L | Instructional Associate Professor | Full-time | 0% | 0% | 100% | 100% | 4 | 1 | 1 | 0 | 0 | 0 | 7 | 0 | 0 | 0 | 0 | \$67,331 | | | x | |
| Natural Sciences & Mathematics | Biology | Ottinger,Mary A | Professor | Full-time | 20% | 40% | 40% | 100% | 0 | 0 | 0 | 1 | 0 | 0 | 0 | 0 | 1 | 0 | 0 | \$166,634 | | | | x |
| Natural Sciences & Mathematics | Biology | Peng,Weiye | Assistant Professor | Full-time | 50% | 40% | 10% | 100% | 0 | 1 | 1 | 1 | 0 | 0 | 1 | 0 | 0 | 1 | 0 | \$87,263 | | | x | |
| Natural Sciences & Mathematics | Biology | Pennings,Steven C | Professor | Full-time | 40% | 40% | 20% | 100% | 1 | 0 | 2 | 1 | 0 | 0 | 1 | 0 | 0 | 1 | 0 | \$141,558 | | | | x |
| Natural Sciences & Mathematics | Biology | Rea,Michael A | Professor | Full-time | 0% | 80% | 20% | 100% | 4 | 0 | 2 | 0 | 0 | 0 | 2 | 0 | 2 | 0 | 0 | \$103,177 | | | | x |
| Natural Sciences & Mathematics | Biology | Sater,Amy | Professor | Full-time | 40% | 20% | 40% | 100% | 0 | 0 | 2 | 2 | 0 | 0 | 1 | 0 | 2 | 3 | 0 | \$137,460 | | | | x |
| Natural Sciences & Mathematics | Biology | Schwartz,Robert J | Professor | Full-time | 40% | 40% | 20% | 100% | 1 | 0 | 3 | 3 | 0 | 0 | 1 | 1 | 3 | 4 | 0 | \$258,214 | | | x | |
| Natural Sciences & Mathematics | Biology | Sen,Mehmet | Assistant Professor | Full-time | 50% | 40% | 10% | 100% | 1 | 0 | 0 | 3 | 0 | 0 | 0 | 0 | 0 | 2 | 0 | \$88,178 | | | x | |
| Natural Sciences & Mathematics | Biology | Stewart,Alexander | Assistant Professor | Full-time | 50% | 40% | 10% | 100% | 0 | 0 | 0 | 1 | 0 | 0 | 0 | 1 | 1 | 0 | 0 | \$87,450 | | | | x |
| Natural Sciences & Mathematics | Biology | Strom,Anders M | Research Associate Professor | Full-time | 80% | 0% | 20% | 100% | 0 | 0 | 0 | 0 | 0 | 0 | 0 | 0 | 0 | 0 | 0 | \$86,970 | | x | | |
| Natural Sciences & Mathematics | Biology | Umetani,Michihisa | Assistant Professor | Full-time | 50% | 40% | 10% | 100% | 1 | 1 | 0 | 2 | 0 | 0 | 1 | 1 | 1 | 2 | 0 | \$91,615 | | | x | |
| Natural Sciences & Mathematics | Biology | Wang,Yuhong | Associate Professor | Full-time | 40% | 40% | 20% | 100% | 0 | 0 | 1 | 2 | 0 | 0 | 1 | 0 | 0 | 1 | 0 | \$93,314 | | | | x |
| Natural Sciences & Mathematics | Biology | Warner,Margaret | Professor | Full-time | 50% | 40% | 10% | 100% | 0 | 0 | 0 | 0 | 0 | 0 | 1 | 0 | 0 | 0 | 0 | \$133,768 | | | x | |
| Natural Sciences & Mathematics | Biology | Wayne,Chad M | Instructional Professor | Full-time | 0% | 80% | 20% | 100% | 6 | 0 | 0 | 0 | 0 | 0 | 4 | 0 | 0 | 0 | 0 | \$71,049 | | | x | |
| Natural Sciences & Mathematics | Biology | Weihua,Zhang | Associate Professor | Full-time | 40% | 40% | 20% | 100% | 0 | 0 | 0 | 0 | 0 | 0 | 1 | 0 | 1 | 0 | 0 | \$93,020 | | | x | |
| Natural Sciences & Mathematics | Biology | Widger,William R | Professor | Full-time | 40% | 40% | 20% | 100% | 1 | 0 | 0 | 1 | 0 | 0 | 1 | 0 | 0 | 1 | 0 | \$106,544 | | | | x |
| Natural Sciences & Mathematics | Biology | Wiernasz,Diane C | Associate Professor | Full-time | 40% | 40% | 20% | 100% | 0 | 0 | 0 | 1 | 0 | 0 | 1 | 0 | 0 | 1 | 0 | \$95,123 | | | | x |
| Natural Sciences & Mathematics | Biology | Wu,Wanfu | Research Assistant Professor | Full-time | 100% | 20% | 0% | 100% | 0 | 0 | 0 | 0 | 0 | 0 | 0 | 0 | 0 | 0 | 0 | \$80,000 | | x | | |
| Natural Sciences & Mathematics | Biology | Xian,Wa | Research Associate Professor | Full-time | 100% | 0% | 0% | 100% | 0 | 0 | 0 | 0 | 0 | 0 | 0 | 0 | 0 | 0 | 0 | \$120,000 | | x | x | |
| Natural Sciences & Mathematics | Biology | Yeo,Hye-Jeong | Associate Professor | Full-time | 40% | 40% | 20% | 100% | 1 | 0 | 0 | 1 | 0 | 0 | 1 | 0 | 0 | 1 | 0 | \$109,136 | | | | x |

Faculty Workload Report - Fall 2019 and Spring 2020

KEY: UG - Undergraduate Class; GR - Graduate Class; SP - Special Professional Class; ORG - Organized Class; NON - Non Organized Class

| COLLEGE NAME | DEPARTMENT/UNIT | FACULTY NAME | FACULTY TITLE/RANK | FT/PT | AY 19-20 Percent (%) Effort | | | | (#) Classes Taught Fall 2019 | | | | | | (#) Classes Taught Spring 2020 | | | | | | Funding Source | | | | |
|--------------------------------|------------------|------------------------------|-----------------------------------|-----------|-----------------------------|------------------------|---------|------------------|------------------------------|-----|-----|-----|-----|-----|--------------------------------|-----|-----|-----|-----|-----|----------------|------|-------|-----------|-------|
| | | | | | Research & Scholarship | Teaching & Instruction | Service | Total (%) Effort | ORG | | GR | | SP | | ORG | | GR | | SP | | Salary | Gift | Grant | Local | State |
| | | | | | | | | | ORG | NON | ORG | NON | ORG | NON | ORG | NON | ORG | NON | ORG | NON | | | | | |
| Natural Sciences & Mathematics | Biology | Zhang,Shaun Xiaoliu | Professor | Full-time | 40% | 30% | 30% | 100% | 1 | 0 | 0 | 5 | 0 | 0 | 0 | 0 | 2 | 0 | 0 | | | | x | | |
| Natural Sciences & Mathematics | Biology | Ziburkus,Jokubas | Associate Professor | Full-time | 40% | 40% | 20% | 100% | 0 | 0 | 0 | 0 | 0 | 0 | 0 | 0 | 0 | 0 | 0 | | | | | x | |
| Natural Sciences & Mathematics | Biology | Zufall,Rebecca A | Associate Professor | Full-time | 40% | 40% | 20% | 100% | 1 | 0 | 0 | 2 | 0 | 0 | 1 | 0 | 0 | 1 | 0 | | | | | x | |
| Natural Sciences & Mathematics | Chemistry | Baldelli,Steve | Professor | Full-time | 60% | 30% | 10% | 100% | 0 | 0 | 2 | 5 | 0 | 0 | 1 | 0 | 1 | 2 | 0 | | | | | x | |
| Natural Sciences & Mathematics | Chemistry | Bean,Mary B | Instructional Professor | Full-time | 0% | 80% | 20% | 100% | 11 | 0 | 2 | 0 | 0 | 0 | 17 | 0 | 2 | 0 | 0 | | | | | x | |
| Natural Sciences & Mathematics | Chemistry | Bittner,Eric R | Professor | Full-time | 60% | 30% | 10% | 100% | 1 | 0 | 0 | 1 | 0 | 0 | 1 | 0 | 1 | 1 | 0 | | | | | x | |
| Natural Sciences & Mathematics | Chemistry | Brgoch,Jakoah | Assistant Professor | Full-time | 60% | 30% | 10% | 100% | 1 | 0 | 0 | 2 | 0 | 0 | 0 | 0 | 1 | 4 | 0 | | | | x | \$89,000 | |
| Natural Sciences & Mathematics | Chemistry | Brookhart,Maurice | Professor | Full-time | 100% | 0% | 0% | 100% | 0 | 0 | 0 | 0 | 0 | 0 | 0 | 1 | 0 | 0 | 0 | | | | x | \$101,475 | |
| Natural Sciences & Mathematics | Chemistry | Cai,Chengzhi | Professor | Full-time | 60% | 30% | 10% | 100% | 0 | 2 | 1 | 2 | 0 | 0 | 1 | 1 | 0 | 2 | 0 | | | | | x | |
| Natural Sciences & Mathematics | Chemistry | Carrasquillo M,Edwin | Associate Professor | Full-time | 30% | 60% | 10% | 100% | 3 | 0 | 0 | 0 | 0 | 0 | 1 | 0 | 0 | 0 | 0 | | | | | x | |
| Natural Sciences & Mathematics | Chemistry | Chen,Tai-Yen | Assistant Professor | Full-time | 60% | 30% | 10% | 100% | 0 | 0 | 1 | 4 | 0 | 0 | 1 | 0 | 1 | 2 | 0 | | | | x | \$88,038 | |
| Natural Sciences & Mathematics | Chemistry | Comito,Robert Joseph | Assistant Professor | Full-time | 60% | 30% | 10% | 100% | 0 | 0 | 2 | 3 | 0 | 0 | 1 | 0 | 1 | 2 | 0 | | | | x | \$86,700 | |
| Natural Sciences & Mathematics | Chemistry | Czader,Arkadiusz | Instructional Assistant Professor | Full-time | 0% | 80% | 20% | 100% | 2 | 0 | 0 | 0 | 0 | 0 | 5 | 0 | 0 | 0 | 0 | | | | | x | |
| Natural Sciences & Mathematics | Chemistry | Czernuszewicz,Roman S | Associate Professor | Full-time | 30% | 60% | 10% | 100% | 2 | 0 | 0 | 0 | 0 | 0 | 2 | 0 | 0 | 0 | 0 | | | | | x | |
| Natural Sciences & Mathematics | Chemistry | Daugulis,Olafs | Professor | Full-time | 60% | 30% | 10% | 100% | 0 | 0 | 0 | 3 | 0 | 0 | 1 | 0 | 1 | 4 | 0 | | | | | x | |
| Natural Sciences & Mathematics | Chemistry | Do,Loi H | Associate Professor | Full-time | 60% | 30% | 10% | 100% | 1 | 0 | 0 | 2 | 0 | 0 | 1 | 1 | 0 | 4 | 0 | | | | x | \$97,359 | |
| Natural Sciences & Mathematics | Chemistry | Gilbertson,Scott R | Professor | Full-time | 60% | 30% | 10% | 100% | 2 | 0 | 0 | 5 | 0 | 0 | 0 | 1 | 0 | 4 | 0 | | | | | x | |
| Natural Sciences & Mathematics | Chemistry | Guloy,Arnold M | Professor | Full-time | 60% | 30% | 10% | 100% | 0 | 0 | 1 | 2 | 0 | 0 | 1 | 0 | 0 | 1 | 0 | | | | | x | |
| Natural Sciences & Mathematics | Chemistry | Halasyamani,P Shiv | Professor | Full-time | 60% | 30% | 10% | 100% | 1 | 0 | 0 | 3 | 0 | 0 | 1 | 0 | 0 | 3 | 0 | | | | | x | |
| Natural Sciences & Mathematics | Chemistry | Harth,Eva M | Professor | Full-time | 60% | 30% | 10% | 100% | 0 | 1 | 1 | 5 | 0 | 0 | 1 | 1 | 0 | 2 | 0 | | | | x | \$155,642 | |
| Natural Sciences & Mathematics | Chemistry | Hofman,David M | Professor | Full-time | 10% | 30% | 60% | 100% | 1 | 0 | 0 | 0 | 0 | 0 | 1 | 0 | 0 | 0 | 0 | | | | | x | |
| Natural Sciences & Mathematics | Chemistry | Jacobson,Allan J | Professor | Full-time | 60% | 30% | 10% | 100% | 0 | 0 | 0 | 2 | 0 | 0 | 0 | 0 | 1 | 0 | 0 | | | | | x | |
| Natural Sciences & Mathematics | Chemistry | Kadish,Karl M | Professor | Full-time | 60% | 30% | 10% | 100% | 0 | 0 | 0 | 3 | 0 | 0 | 1 | 0 | 0 | 2 | 0 | | | | | x | |
| Natural Sciences & Mathematics | Chemistry | Larsen,Russell Gene | Instructional Professor | Full-time | 0% | 80% | 20% | 100% | 2 | 0 | 0 | 0 | 0 | 0 | 2 | 0 | 0 | 0 | 0 | | | | x | \$71,400 | |
| Natural Sciences & Mathematics | Chemistry | Lubchenko,Vassily | Professor | Full-time | 60% | 30% | 10% | 100% | 1 | 0 | 0 | 2 | 0 | 0 | 0 | 0 | 1 | 3 | 0 | | | | | x | |
| Natural Sciences & Mathematics | Chemistry | Makarenko,Boris | Research Associate Professor | Full-time | 80% | 20% | 0% | 100% | 0 | 0 | 0 | 0 | 0 | 0 | 0 | 0 | 0 | 0 | 0 | | | | | x | |
| Natural Sciences & Mathematics | Chemistry | May,Jeremy A | Associate Professor | Full-time | 60% | 30% | 10% | 100% | 0 | 0 | 1 | 5 | 0 | 0 | 1 | 0 | 0 | 5 | 0 | | | | | x | |
| Natural Sciences & Mathematics | Chemistry | Meen,James K | Research Professor | Full-time | 50% | 30% | 20% | 100% | 0 | 0 | 0 | 0 | 0 | 0 | 0 | 0 | 1 | 0 | 0 | | | | x | \$68,664 | |
| Natural Sciences & Mathematics | Chemistry | Miljanic,Ognjen S | Professor | Full-time | 60% | 30% | 10% | 100% | 2 | 0 | 0 | 5 | 0 | 0 | 1 | 0 | 1 | 4 | 0 | | | | | x | |
| Natural Sciences & Mathematics | Chemistry | Smith,Mark A | Professor | Full-time | 60% | 30% | 10% | 100% | 3 | 0 | 0 | 0 | 0 | 0 | 0 | 0 | 0 | 0 | 0 | | | | | x | |
| Natural Sciences & Mathematics | Chemistry | Tang,Zhongjia | Research Scientist | Full-time | 100% | 0% | 0% | 100% | 0 | 0 | 0 | 0 | 0 | 0 | 0 | 0 | 0 | 0 | 0 | | | | | x | |
| Natural Sciences & Mathematics | Chemistry | Teets,Thomas | Assistant Professor | Full-time | 60% | 30% | 10% | 100% | 0 | 0 | 2 | 3 | 0 | 0 | 1 | 0 | 1 | 4 | 0 | | | | | x | |
| Natural Sciences & Mathematics | Chemistry | Tran,Tho H | Research Assistant Professor | Full-time | 100% | 0% | 0% | 100% | 0 | 0 | 0 | 0 | 0 | 0 | 0 | 0 | 0 | 0 | 0 | | | | | x | |
| Natural Sciences & Mathematics | Chemistry | Wang,Xiqu | Research Associate Professor | Full-time | 80% | 20% | 0% | 100% | 0 | 0 | 0 | 0 | 0 | 0 | 0 | 0 | 0 | 0 | 0 | | | | x | \$64,483 | |
| Natural Sciences & Mathematics | Chemistry | Wu,Judy | Assistant Professor | Full-time | 60% | 30% | 10% | 100% | 1 | 0 | 0 | 3 | 0 | 0 | 0 | 0 | 1 | 3 | 0 | | | | | x | |
| Natural Sciences & Mathematics | Chemistry | Xu,Shoujun | Professor | Full-time | 60% | 30% | 10% | 100% | 0 | 0 | 1 | 2 | 0 | 0 | 1 | 0 | 0 | 2 | 0 | | | | | x | |
| Natural Sciences & Mathematics | Chemistry | Yang,Ding-Shyue | Associate Professor | Full-time | 60% | 30% | 10% | 100% | 1 | 0 | 0 | 1 | 0 | 0 | 1 | 0 | 0 | 2 | 0 | | | | | x | |
| Natural Sciences & Mathematics | Chemistry | Zaitsev,Vladimir G | Instructional Associate Professor | Full-time | 0% | 80% | 20% | 100% | 60 | 0 | 1 | 0 | 0 | 0 | 49 | 0 | 1 | 0 | 0 | | | | | x | |
| Natural Sciences & Mathematics | Chemistry | Zastrow,Melissa L | Assistant Professor | Full-time | 60% | 30% | 10% | 100% | 1 | 0 | 0 | 2 | 0 | 0 | 1 | 0 | 0 | 2 | 0 | | | | | x | |
| Natural Sciences & Mathematics | Computer Science | Alipour,Mohammad Amin | Assistant Professor | Full-time | 40% | 40% | 20% | 100% | 1 | 0 | 0 | 1 | 0 | 0 | 1 | 1 | 1 | 1 | 0 | | | | | x | |
| Natural Sciences & Mathematics | Computer Science | Chen,Guoning | Associate Professor | Full-time | 40% | 40% | 20% | 100% | 0 | 0 | 1 | 4 | 0 | 0 | 1 | 0 | 0 | 5 | 0 | | | | | x | |
| Natural Sciences & Mathematics | Computer Science | Cheng,Albert M K | Professor | Full-time | 40% | 40% | 20% | 100% | 1 | 0 | 1 | 4 | 0 | 0 | 1 | 0 | 1 | 1 | 0 | | | | | x | |
| Natural Sciences & Mathematics | Computer Science | Cheng,Kam-Hoi | Associate Professor | Full-time | 20% | 60% | 20% | 100% | 2 | 0 | 1 | 0 | 0 | 0 | 1 | 0 | 2 | 0 | 0 | | | | | x | |
| Natural Sciences & Mathematics | Computer Science | Deng,Zhigang | Professor | Full-time | 40% | 40% | 20% | 100% | 1 | 0 | 0 | 2 | 0 | 0 | 1 | 0 | 1 | 4 | 0 | | | | | x | |
| Natural Sciences & Mathematics | Computer Science | Eick,Christoph F | Associate Professor | Full-time | 40% | 40% | 20% | 100% | 1 | 1 | 0 | 4 | 0 | 0 | 1 | 0 | 0 | 4 | 0 | | | | | x | |
| Natural Sciences & Mathematics | Computer Science | Gabriel,Edgar | Professor | Full-time | 40% | 40% | 20% | 100% | 0 | 0 | 0 | 4 | 0 | 0 | 0 | 0 | 1 | 4 | 0 | | | | | x | |
| Natural Sciences & Mathematics | Computer Science | Gnawali,Omprakash D | Associate Professor | Full-time | 40% | 40% | 20% | 100% | 0 | 0 | 0 | 2 | 0 | 0 | 0 | 0 | 2 | 3 | 0 | | | | | x | |
| Natural Sciences & Mathematics | Computer Science | Hilford,Victoria | Instructional Associate Professor | Full-time | 0% | 80% | 20% | 100% | 3 | 0 | 0 | 0 | 0 | 0 | 3 | 0 | 0 | 0 | 0 | | | | | x | |
| Natural Sciences & Mathematics | Computer Science | Huang,Shou-Hsuan Stephen | Professor | Full-time | 40% | 40% | 20% | 100% | 0 | 0 | 1 | 1 | 0 | 0 | 1 | 0 | 0 | 2 | 0 | | | | | x | |
| Natural Sciences & Mathematics | Computer Science | Johnsson,Lennart | Professor | Full-time | 40% | 40% | 20% | 100% | 0 | 0 | 1 | 2 | 0 | 0 | 1 | 0 | 0 | 2 | 0 | | | | | x | |
| Natural Sciences & Mathematics | Computer Science | Kakadiaris,Ioannis A. | Professor | Full-time | 40% | 40% | 20% | 100% | 0 | 0 | 1 | 5 | 0 | 0 | 0 | 0 | 5 | 0 | 0 | | | | | x | |
| Natural Sciences & Mathematics | Computer Science | Laszka,Aron | Assistant Professor | Full-time | 40% | 40% | 20% | 100% | 1 | 0 | 0 | 2 | 0 | 0 | 1 | 0 | 0 | 3 | 0 | | | | | x | |
| Natural Sciences & Mathematics | Computer Science | Leiss,Ernst L | Professor | Full-time | 40% | 40% | 20% | 100% | 0 | 0 | 2 | 1 | 0 | 0 | 2 | 0 | 1 | 1 | 0 | | | | | x | |
| Natural Sciences & Mathematics | Computer Science | Long,Kevin B | Professor of Practice | Full-time | 0% | 100% | 0% | 100% | 4 | 0 | 0 | 0 | 0 | 0 | 2 | 0 | 0 | 0 | 0 | | | | | x | |
| Natural Sciences & Mathematics | Computer Science | Mukherjee,Arjun | Assistant Professor | Full-time | 40% | 40% | 20% | 100% | 1 | 0 | 1 | 3 | 0 | 0 | 0 | 0 | 2 | 0 | 0 | | | | | x | |
| Natural Sciences & Mathematics | Computer Science | Ordenez,Carlos | Associate Professor | Full-time | 40% | 40% | 20% | 100% | 1 | 0 | 1 | 4 | 0 | 0 | 1 | 0 | 1 | 3 | 0 | | | | | x | |
| Natural Sciences & Mathematics | Computer Science | Pandurangan,Gopal | Professor | Full-time | 40% | 40% | 20% | 100% | 0 | 0 | 1 | 3 | 0 | 0 | 0 | 0 | 0 | 1 | 0 | | | | | x | |
| Natural Sciences & Mathematics | Computer Science | Paris,Jehan-Francois | Professor | Full-time | 40% | 40% | 20% | 100% | 0 | 0 | 1 | 0 | 0 | 0 | 2 | 0 | 0 | 0 | 0 | | | | | x | |
| Natural Sciences & Mathematics | Computer Science | Pavlidis,Ioannis T | Professor | Full-time | 40% | 40% | 20% | 100% | 1 | 0 | 1 | 4 | 0 | 0 | 0 | 0 | 1 | 6 | 0 | | | | | x | |
| Natural Sciences & Mathematics | Computer Science | Rincon Castro,Carlos Alberto | Instructional Assistant Professor | Full-time | 0% | 80% | 20% | 100% | 2 | 0 | 0 | 0 | 0 | 0 | 3 | 1 | 0 | 0 | 0 | | | | | x | |
| Natural Sciences & Mathematics | Computer Science | Rizk,Nouhad J | Instructional Associate Professor | Full-time | 0% | 80% | 20% | 100% | 3 | 2 | 0 | 0 | 0 | 0 | 2 | 4 | 0 | 0 | 0 | | | | | x | |
| Natural Sciences & Mathematics | Computer Science | Shah,Shishir | Professor | Full-time | 40% | 40% | 20% | 100% | 1 | 0 | 0 | 6 | 0 | 0 | 0 | 0 | 1 | 6 | 0 | | | | | | |

Faculty Workload Report - Fall 2019 and Spring 2020

KEY: UG - Undergraduate Class; GR - Graduate Class; SP - Special Professional Class; ORG - Organized Class; NON - Non Organized Class

| COLLEGE NAME | DEPARTMENT/UNIT | FACULTY NAME | FACULTY TITLE/RANK | FT/PT | AY 19-20 Percent (%) Effort | | | | # Classes Taught Fall 2019 | | | | | | # Classes Taught Spring 2020 | | | | | | Funding Source | | | | |
|--------------------------------|------------------------------|-----------------------------|-----------------------------------|-----------|-----------------------------|------------------------|---------|------------------|----------------------------|-----|-----|-----|-----|-----|------------------------------|-----|-----|-----|-----------|-----------|----------------|------|-------|-------|-------|
| | | | | | Research & Scholarship | Teaching & Instruction | Service | Total (%) Effort | UG | | GR | | SP | | UG | | GR | | SP | | Salary | Gift | Grant | Local | State |
| | | | | | | | | | ORG | NON | ORG | NON | ORG | NON | ORG | NON | ORG | NON | ORG | NON | | | | | |
| Natural Sciences & Mathematics | Computer Science | Vilalta,Ricardo | Associate Professor | Full-time | 40% | 40% | 20% | 100% | 0 | 0 | 1 | 2 | 0 | 0 | 1 | 0 | 1 | 0 | 0 | 0 | \$130,244 | | | | x |
| Natural Sciences & Mathematics | Computer Science | Wu,Panruo | Assistant Professor | Full-time | 40% | 40% | 20% | 100% | 0 | 0 | 1 | 2 | 0 | 0 | 0 | 0 | 1 | 3 | 0 | 0 | \$107,000 | | | | x |
| Natural Sciences & Mathematics | Computer Science | Yun,Changhoon | Instructional Associate Professor | Full-time | 0% | 80% | 20% | 100% | 1 | 1 | 1 | 1 | 0 | 0 | 2 | 0 | 2 | 0 | 0 | \$85,052 | | | | x | |
| Natural Sciences & Mathematics | Earth & Atmospheric Sciences | Beverly,Emily Jane | Assistant Professor | Full-time | 40% | 40% | 20% | 100% | 1 | 1 | 1 | 0 | 0 | 0 | 1 | 1 | 0 | 1 | 0 | \$91,571 | | | | x | |
| Natural Sciences & Mathematics | Earth & Atmospheric Sciences | Brandon,Alan | Professor | Full-time | 40% | 40% | 20% | 100% | 1 | 1 | 0 | 6 | 0 | 0 | 0 | 1 | 1 | 4 | 0 | \$150,635 | | | | x | |
| Natural Sciences & Mathematics | Earth & Atmospheric Sciences | Capuano,Regina M | Associate Professor | Full-time | 40% | 40% | 20% | 100% | 2 | 0 | 1 | 2 | 0 | 0 | 1 | 0 | 1 | 1 | 0 | \$76,193 | | | | x | |
| Natural Sciences & Mathematics | Earth & Atmospheric Sciences | Casey,John F | Professor | Full-time | 40% | 40% | 20% | 100% | 0 | 0 | 1 | 6 | 0 | 0 | 1 | 0 | 0 | 4 | 0 | \$160,891 | | | | x | |
| Natural Sciences & Mathematics | Earth & Atmospheric Sciences | Castagna,John P | Professor | Full-time | 40% | 40% | 20% | 100% | 0 | 0 | 1 | 6 | 0 | 0 | 0 | 0 | 3 | 5 | 0 | \$162,203 | | | | x | |
| Natural Sciences & Mathematics | Earth & Atmospheric Sciences | Chafetz, Henry S | Professor | Full-time | 40% | 40% | 20% | 100% | 1 | 0 | 1 | 2 | 0 | 0 | 0 | 0 | 2 | 0 | 0 | \$128,199 | | | | x | |
| Natural Sciences & Mathematics | Earth & Atmospheric Sciences | Chesnokov,Evgeni M | Professor | Full-time | 40% | 40% | 20% | 100% | 0 | 0 | 2 | 5 | 0 | 0 | 0 | 0 | 0 | 6 | 0 | \$152,395 | | | | x | |
| Natural Sciences & Mathematics | Earth & Atmospheric Sciences | Choi,Yunsoo | Associate Professor | Full-time | 40% | 40% | 20% | 100% | 1 | 0 | 1 | 3 | 0 | 0 | 2 | 0 | 3 | 3 | 0 | \$102,749 | | | | x | |
| Natural Sciences & Mathematics | Earth & Atmospheric Sciences | Colli,Lorenzo | Assistant Professor | Full-time | 80% | 20% | 0% | 100% | 0 | 0 | 0 | 0 | 0 | 0 | 1 | 0 | 0 | 0 | 0 | \$87,000 | | | | x | |
| Natural Sciences & Mathematics | Earth & Atmospheric Sciences | Copeland,Peter | Professor | Full-time | 40% | 40% | 20% | 100% | 1 | 1 | 0 | 1 | 0 | 0 | 1 | 1 | 0 | 3 | 0 | \$109,638 | | | | x | |
| Natural Sciences & Mathematics | Earth & Atmospheric Sciences | Curry,Madalena Alyssa Ellis | Research Assistant Professor | Full-time | 100% | 0% | 0% | 100% | 0 | 0 | 0 | 0 | 0 | 0 | 0 | 0 | 0 | 0 | 0 | \$87,000 | | | | x | |
| Natural Sciences & Mathematics | Earth & Atmospheric Sciences | Flynn III,James Howard | Research Assistant Professor | Full-time | 100% | 0% | 0% | 100% | 0 | 0 | 0 | 0 | 0 | 0 | 0 | 0 | 0 | 0 | 0 | \$62,996 | | x | | | |
| Natural Sciences & Mathematics | Earth & Atmospheric Sciences | Fu,Qi | Associate Professor | Full-time | 40% | 40% | 20% | 100% | 1 | 0 | 0 | 2 | 0 | 0 | 1 | 0 | 1 | 2 | 0 | \$99,329 | | | | x | |
| Natural Sciences & Mathematics | Earth & Atmospheric Sciences | Gao,Yongjun | Research Associate Professor | Full-time | 100% | 0% | 0% | 100% | 0 | 0 | 0 | 0 | 0 | 0 | 0 | 0 | 0 | 0 | 0 | \$67,070 | | | | x | |
| Natural Sciences & Mathematics | Earth & Atmospheric Sciences | Hauptvogel,Daniel William | Instructional Assistant Professor | Full-time | 0% | 80% | 20% | 100% | 6 | 0 | 0 | 0 | 0 | 0 | 6 | 0 | 0 | 0 | 0 | \$64,604 | | | | x | |
| Natural Sciences & Mathematics | Earth & Atmospheric Sciences | Jiang,Xun | Professor | Full-time | 40% | 40% | 20% | 100% | 2 | 0 | 1 | 1 | 0 | 0 | 4 | 0 | 0 | 2 | 0 | \$107,874 | | | | x | |
| Natural Sciences & Mathematics | Earth & Atmospheric Sciences | Khan,Shuhab D. | Professor | Full-time | 40% | 40% | 20% | 100% | 0 | 0 | 0 | 4 | 0 | 0 | 2 | 0 | 1 | 4 | 0 | \$126,007 | | | | x | |
| Natural Sciences & Mathematics | Earth & Atmospheric Sciences | Lapen,Thomas J | Professor | Full-time | 40% | 40% | 20% | 100% | 1 | 0 | 0 | 5 | 0 | 0 | 0 | 0 | 0 | 4 | 0 | \$137,412 | | | | x | |
| Natural Sciences & Mathematics | Earth & Atmospheric Sciences | Li,Aibing | Professor | Full-time | 40% | 40% | 20% | 100% | 1 | 0 | 2 | 4 | 0 | 0 | 0 | 0 | 0 | 3 | 0 | \$119,993 | | | | x | |
| Natural Sciences & Mathematics | Earth & Atmospheric Sciences | Lytwyn,Jennifer N | Instructional Assistant Professor | Full-time | 0% | 80% | 20% | 100% | 5 | 0 | 0 | 0 | 0 | 0 | 5 | 0 | 0 | 0 | 0 | \$68,315 | | | | x | |
| Natural Sciences & Mathematics | Earth & Atmospheric Sciences | Maddocks,Rosalie F | Professor | Full-time | 40% | 40% | 20% | 100% | 3 | 0 | 0 | 0 | 0 | 0 | 1 | 0 | 0 | 1 | 0 | \$97,829 | | | | x | |
| Natural Sciences & Mathematics | Earth & Atmospheric Sciences | Mann,Paul | Professor | Full-time | 40% | 40% | 20% | 100% | 0 | 0 | 0 | 5 | 0 | 0 | 0 | 1 | 1 | 9 | 0 | \$176,630 | | | | x | |
| Natural Sciences & Mathematics | Earth & Atmospheric Sciences | Murphy,Michael | Professor | Full-time | 100% | 0% | 0% | 100% | 1 | 0 | 0 | 2 | 0 | 0 | 4 | 0 | 0 | 1 | 0 | \$119,870 | | | | x | |
| Natural Sciences & Mathematics | Earth & Atmospheric Sciences | Rappenglueck,Bernhard | Professor | Full-time | 40% | 40% | 20% | 100% | 3 | 0 | 1 | 1 | 0 | 0 | 1 | 0 | 1 | 2 | 0 | \$119,516 | | | | x | |
| Natural Sciences & Mathematics | Earth & Atmospheric Sciences | Righter,Minako | Research Assistant Professor | Full-time | 100% | 0% | 0% | 100% | 0 | 0 | 0 | 0 | 0 | 0 | 0 | 0 | 0 | 0 | 0 | \$48,000 | | | | x | |
| Natural Sciences & Mathematics | Earth & Atmospheric Sciences | Robinson,Alexander C | Associate Professor | Full-time | 40% | 40% | 20% | 100% | 1 | 2 | 0 | 2 | 0 | 0 | 1 | 0 | 0 | 1 | 0 | \$89,915 | | | | x | |
| Natural Sciences & Mathematics | Earth & Atmospheric Sciences | Sager,William W | Professor | Full-time | 40% | 40% | 20% | 100% | 0 | 0 | 1 | 4 | 0 | 0 | 1 | 0 | 1 | 2 | 0 | \$164,842 | | | | x | |
| Natural Sciences & Mathematics | Earth & Atmospheric Sciences | Sisson,Virginia B | Instructional Professor | Full-time | 0% | 80% | 20% | 100% | 7 | 1 | 0 | 0 | 0 | 0 | 5 | 1 | 0 | 0 | \$64,915 | | | | x | | |
| Natural Sciences & Mathematics | Earth & Atmospheric Sciences | Stewart,Robert R | Professor | Full-time | 50% | 30% | 20% | 100% | 0 | 0 | 1 | 5 | 0 | 0 | 1 | 0 | 0 | 6 | 0 | \$228,540 | | | | x | |
| Natural Sciences & Mathematics | Earth & Atmospheric Sciences | Sun,Jiajia | Assistant Professor | Full-time | 40% | 40% | 20% | 100% | 0 | 1 | 1 | 6 | 0 | 0 | 0 | 0 | 1 | 5 | 0 | \$88,679 | | | | x | |
| Natural Sciences & Mathematics | Earth & Atmospheric Sciences | Suppe,John | Professor | Full-time | 40% | 40% | 20% | 100% | 0 | 0 | 1 | 1 | 0 | 0 | 0 | 0 | 1 | 1 | 0 | \$250,000 | | | | x | |
| Natural Sciences & Mathematics | Earth & Atmospheric Sciences | Talbot,Robert | Professor | Full-time | 40% | 40% | 20% | 100% | 1 | 0 | 1 | 1 | 0 | 0 | 0 | 0 | 0 | 0 | 0 | \$185,879 | | | | x | |
| Natural Sciences & Mathematics | Earth & Atmospheric Sciences | Van Nieuwenhuise,Donald S | Instructional Professor | Full-time | 0% | 80% | 20% | 100% | 0 | 0 | 0 | 1 | 0 | 0 | 0 | 0 | 3 | 1 | 0 | \$114,051 | | | | x | |
| Natural Sciences & Mathematics | Earth & Atmospheric Sciences | Wang,Guoquan | Professor | Full-time | 40% | 40% | 20% | 100% | 0 | 0 | 1 | 7 | 0 | 0 | 1 | 0 | 1 | 8 | 0 | \$121,683 | | | | x | |
| Natural Sciences & Mathematics | Earth & Atmospheric Sciences | Wang,Yuxuan | Assistant Professor | Full-time | 40% | 40% | 20% | 100% | 3 | 0 | 0 | 3 | 0 | 0 | 9 | 0 | 1 | 3 | 0 | \$91,735 | | | | x | |
| Natural Sciences & Mathematics | Earth & Atmospheric Sciences | Wellner,Julia S | Associate Professor | Full-time | 40% | 40% | 20% | 100% | 0 | 1 | 1 | 3 | 0 | 0 | 0 | 1 | 4 | 0 | \$104,511 | | | | x | | |
| Natural Sciences & Mathematics | Earth & Atmospheric Sciences | Wu,Jonathan En Lin | Assistant Professor | Full-time | 40% | 40% | 20% | 100% | 1 | 0 | 1 | 1 | 0 | 0 | 1 | 0 | 0 | 3 | 0 | \$91,055 | | | | x | |
| Natural Sciences & Mathematics | Earth & Atmospheric Sciences | Zheng,Yingcai | Associate Professor | Full-time | 40% | 40% | 20% | 100% | 0 | 0 | 0 | 3 | 0 | 0 | 1 | 0 | 1 | 5 | 0 | \$114,389 | | | | x | |
| Natural Sciences & Mathematics | Earth & Atmospheric Sciences | Zhou,Hua-Wei | Professor | Full-time | 40% | 40% | 20% | 100% | 1 | 0 | 1 | 7 | 0 | 0 | 0 | 0 | 0 | 5 | 0 | \$217,490 | | | | x | |
| Natural Sciences & Mathematics | Mathematics | Almus,Melajah | Instructional Assistant Professor | Full-time | 0% | 80% | 20% | 100% | 3 | 0 | 0 | 0 | 0 | 0 | 5 | 0 | 0 | 0 | 0 | \$67,081 | | | | x | |
| Natural Sciences & Mathematics | Mathematics | Auchmuty,James F G | Professor | Full-time | 40% | 40% | 20% | 100% | 1 | 0 | 1 | 0 | 0 | 0 | 0 | 0 | 0 | 0 | 0 | \$143,894 | | | | x | |
| Natural Sciences & Mathematics | Mathematics | Azencott,Robert Guy | Professor | Full-time | 40% | 40% | 20% | 100% | 0 | 0 | 1 | 5 | 0 | 0 | 0 | 0 | 1 | 1 | 0 | \$187,313 | | | | x | |
| Natural Sciences & Mathematics | Mathematics | Blecher,David P | Professor | Full-time | 40% | 30% | 30% | 100% | 0 | 0 | 1 | 2 | 0 | 0 | 1 | 0 | 0 | 2 | 0 | \$133,047 | | | | x | |
| Natural Sciences & Mathematics | Mathematics | Bodmann,Bernhard G | Professor | Full-time | 40% | 30% | 30% | 100% | 1 | 0 | 1 | 3 | 0 | 0 | 1 | 0 | 1 | 3 | 0 | \$133,525 | | | | x | |
| Natural Sciences & Mathematics | Mathematics | Caglar,Atife | Instructional Assistant Professor | Full-time | 0% | 80% | 20% | 100% | 3 | 0 | 0 | 0 | 0 | 0 | 3 | 0 | 0 | 0 | 0 | \$62,872 | | | | x | |
| Natural Sciences & Mathematics | Mathematics | Cappanera,Loic | Assistant Professor | Full-time | 40% | 40% | 20% | 100% | 1 | 0 | 0 | 0 | 0 | 0 | 1 | 0 | 0 | 0 | 0 | \$87,000 | | | | x | |
| Natural Sciences & Mathematics | Mathematics | Caputo,Matthew G | Instructional Assistant Professor | Full-time | 0% | 80% | 20% | 100% | 4 | 0 | 0 | 0 | 0 | 0 | 6 | 0 | 0 | 0 | 0 | \$58,298 | | | | x | |
| Natural Sciences & Mathematics | Mathematics | Chang,James A | Lecturer | Full-time | 0% | 100% | 0% | 100% | 4 | 0 | 0 | 0 | 0 | 0 | 4 | 0 | 0 | 0 | 0 | \$52,400 | | | | x | |
| Natural Sciences & Mathematics | Mathematics | Climenhaga,Vaughn | Associate Professor | Full-time | 40% | 40% | 20% | 100% | 1 | 0 | 1 | 1 | 0 | 0 | 1 | 0 | 0 | 2 | 0 | \$102,676 | | | | x | |
| Natural Sciences & Mathematics | Mathematics | Constante,Beatrice | Lecturer | Full-time | 0% | 100% | 0% | 100% | 3 | 0 | 0 | 0 | 0 | 0 | 5 | 0 | 0 | 0 | 0 | \$57,053 | | | | x | |
| Natural Sciences & Mathematics | Mathematics | Douglas,Casey | Instructional Assistant Professor | Full-time | 0% | 100% | 0% | 100% | 4 | 0 | 0 | 0 | 0 | 0 | 3 | 0 | 0 | 0 | 0 | \$60,000 | | | | x | |
| Natural Sciences & Mathematics | Mathematics | Ekeoba,Jacqueline Njideka | Lecturer | Full-time | 20% | 60% | 20% | 100% | 2 | 0 | 0 | 0 | 0 | 0 | 0 | 0 | 0 | 0 | 0 | \$60,000 | | x | | x | |
| Natural Sciences & Mathematics | Mathematics | Etgen,Garret J | Professor | Full-time | 0% | 70% | 30% | 100% | 1 | 0 | 1 | 1 | 0 | 0 | 1 | 0 | 1 | 1 | 0 | \$130,273 | | | | x | |
| Natural Sciences & Mathematics | Mathematics | Evans,Paige K | Clinical Professor | Full-time | 0% | 80% | 20% | 100% | 0 | 2 | 0 | 0 | 0 | 0 | 0 | 2 | 0 | 0 | 0 | \$92,280 | | | | x | |
| Natural Sciences & Mathematics | Mathematics | Fitzgibbon,William E | Professor | Full-time | 40% | 40% | 20% | 100% | 1 | 0 | 0 | 0 | 0 | 0 | 1 | 0 | 0 | 0 | 0 | \$206,085 | | | | x | |
| Natural Sciences & Mathematics | Mathematics | Fu,Wenjiang | Professor | Full-time | 40% | 40% | 20% | 100% | 0 | 0 | 1 | 4 | 0 | 0 | 0 | 0 | 1 | 0 | 0 | \$145,959 | | | | x | |
| Natural Sciences & Mathematics | Mathematics | George,Rebecca Ann | Instructional Associate Professor | Full-time | 0% | 80% | 20% | 100% | 3 | 0 | 0 | 0 | 0 | 0 | 1 | 0 | 0 | 0 | 0 | \$85,078 | | | | x | |
| Natural Sciences & Mathematics | Mathematics | Glowinski,Roland | Professor | Full-time | 50% | 30% | 20% | 100% | 1 | 0 | 0 | 0 | 0 | 0 | 1 | 0 | 0 | 0 | 0 | \$242,351 | | | | x | |
| Natural Sciences & Mathematics | Mathematics | Gorb,Yuliya | Associate Professor | Full-time | 40% | 0% | 60% | 100% | 0 | 0 | 0 | 2 | 0 | 0 | 0 | 0 | 0 | 4 | 0 | \$155,451 | | | | x | |
| Natural Sciences & Mathematics | Mathematics | Hafeez,Shahinda | Lecturer | Full-time | 0% | 100% | 0% | 100% | 4 | 0 | 0 | 0 | 0 | 0 | 4 | 0 | 0 | 0 | 0 | \$53,221 | | | | x | |
| Natural Sciences & Mathematics | Mathematics | Harlow,Laura Michelle | Instructional Assistant Professor | Full-time | 0% | 80% | 20% | 100% | 9 | 0 | 0 | 0 | 0 | 0 | 7 | 0 | 0 | 0 | 0 | \$67,643 | | | | x | |
| Natural Sciences & Mathematics | Mathematics | Haynes,Alan K | Associate Professor | Full-time | 50% | 30% | 20% | 100% | 2 | 0 | 0 | 1 | 0 | 0 | 0 | 0 | 1 | 2 | 0 | \$117,801 | | | | x | |
| Natural Sciences & Mathematics | Mathematics | He,Jiwen | Professor | Full-time | 40% | 20% | 30% | 100% | 1 | 0 | 1 | 0 | 0 | 0 | 1 | 0 | 0 | 0 | 0 | \$124,727 | | | | x | |
| Natural Sciences & Mathematics | Mathematics | Heier,Gordon | Associate Professor | Full-time | 40% | 40% | 20% | 100% | 1 | 0 | 0 | 1 | 0 | 0 | 2 | 0 | 1 | 1 | 0 | \$105,694 | | | | x | |
| Natural Sciences & Mathematics | Mathematics | Jaramillo,Gabriela T | Assistant Professor | Full-time | 50% | 30% | 20% | 100% | 1 | 0 | 0 | 0 | 0 | 0 | 1 | 0 | 0 | 0 | 0 | \$87,000 | | | | x | |

Faculty Workload Report - Fall 2019 and Spring 2020

| | | | | | KEY: UG - Undergraduate Class; GR - Graduate Class; SP - Special Professional Class; ORG - Organized Class; NON - Non Organized Class | | | | | | | | | | | | | | | | | | | | |
|--------------------------------|-----------------|------------------------------------|-----------------------------------|-----------|---|------------------------|---------|------------------|----------------------------|-----|-----|-----|-----|-----|------------------------------|-----|-----|-----|-----|-----------|----------------|------|-------|-------|-------|
| COLLEGE NAME | DEPARTMENT/UNIT | FACULTY NAME | FACULTY TITLE/RANK | FT/PT | AY 19-20 Percent (%) Effort | | | | # Classes Taught Fall 2019 | | | | | | # Classes Taught Spring 2020 | | | | | | Funding Source | | | | |
| | | | | | Research & Scholarship | Teaching & Instruction | Service | Total (%) Effort | ORG | NON | ORG | NON | ORG | NON | ORG | NON | ORG | NON | ORG | NON | Salary | Gift | Grant | Local | State |
| | | | | | | | | | | | | | | | | | | | | | | | | | |
| Natural Sciences & Mathematics | Mathematics | Ji,Shanyu | Professor | Full-time | 40% | 40% | 20% | 100% | 1 | 0 | 0 | 0 | 0 | 0 | 1 | 0 | 1 | 0 | 0 | 0 | \$120,261 | | | | x |
| Natural Sciences & Mathematics | Mathematics | Josic,Kresimir | Professor | Full-time | 50% | 30% | 20% | 100% | 1 | 0 | 0 | 3 | 0 | 0 | 1 | 0 | 0 | 3 | 0 | 0 | \$160,648 | | | | x |
| Natural Sciences & Mathematics | Mathematics | Kaiser,Klaus H | Professor | Full-time | 0% | 70% | 30% | 100% | 1 | 0 | 1 | 0 | 0 | 0 | 1 | 0 | 1 | 0 | 0 | \$93,329 | | | | x | |
| Natural Sciences & Mathematics | Mathematics | Kalantar,Mehrdad | Assistant Professor | Full-time | 40% | 40% | 20% | 100% | 0 | 1 | 1 | 2 | 0 | 0 | 1 | 1 | 1 | 2 | 0 | 0 | \$87,201 | | | x | |
| Natural Sciences & Mathematics | Mathematics | Kao,Edward P | Professor | Full-time | 30% | 50% | 20% | 100% | 1 | 0 | 1 | 0 | 0 | 0 | 0 | 1 | 1 | 0 | 0 | \$126,267 | | | | x | |
| Natural Sciences & Mathematics | Mathematics | Kuznetsov,Yuri Alexeevich | Professor | Full-time | 50% | 30% | 20% | 100% | 0 | 0 | 1 | 0 | 0 | 0 | 0 | 0 | 1 | 0 | 0 | \$161,402 | | | | x | |
| Natural Sciences & Mathematics | Mathematics | Labate,Demetrio | Professor | Full-time | 40% | 40% | 20% | 100% | 1 | 0 | 0 | 2 | 0 | 0 | 1 | 0 | 1 | 3 | 0 | \$132,043 | | | | x | |
| Natural Sciences & Mathematics | Mathematics | Latiolais,Cheryl S | Clinical Assoc Prof | Full-time | 0% | 80% | 20% | 100% | 4 | 0 | 0 | 0 | 0 | 0 | 4 | 0 | 0 | 0 | 0 | \$65,996 | | | | x | |
| Natural Sciences & Mathematics | Mathematics | Leger,Nicholas M | Instructional Associate Professor | Full-time | 0% | 80% | 20% | 100% | 2 | 0 | 0 | 0 | 0 | 0 | 1 | 0 | 0 | 0 | 0 | \$66,898 | | | x | | |
| Natural Sciences & Mathematics | Mathematics | Mamonov,Alexander V | Assistant Professor | Full-time | 40% | 40% | 20% | 100% | 0 | 0 | 1 | 1 | 0 | 0 | 1 | 0 | 1 | 2 | 0 | \$87,304 | | | | x | |
| Natural Sciences & Mathematics | Mathematics | Mang,Andreas | Assistant Professor | Full-time | 50% | 30% | 20% | 100% | 0 | 0 | 1 | 2 | 0 | 0 | 1 | 0 | 0 | 3 | 0 | \$88,904 | | | | x | |
| Natural Sciences & Mathematics | Mathematics | Manuel,Mariam A | Instructional Assistant Professor | Full-time | 0% | 80% | 20% | 100% | 0 | 0 | 0 | 0 | 0 | 0 | 3 | 0 | 0 | 0 | 0 | \$65,108 | | | | x | |
| Natural Sciences & Mathematics | Mathematics | Mateer,Ramona Caravella | Lecturer | Full-time | 0% | 100% | 0% | 100% | 2 | 0 | 0 | 0 | 0 | 0 | 1 | 0 | 0 | 0 | 0 | \$60,000 | | x | x | | |
| Natural Sciences & Mathematics | Mathematics | May,Jennifer Ruhnow | Lecturer | Full-time | 0% | 100% | 0% | 100% | 3 | 0 | 0 | 0 | 0 | 0 | 4 | 0 | 0 | 0 | 0 | \$54,677 | | | | x | |
| Natural Sciences & Mathematics | Mathematics | McAlister,Leah Yvette | Lecturer | Full-time | 0% | 100% | 0% | 100% | 1 | 0 | 0 | 0 | 0 | 0 | 0 | 0 | 1 | 0 | 0 | \$32,500 | | | | x | |
| Natural Sciences & Mathematics | Mathematics | Nicol,Matthew J. | Professor | Full-time | 40% | 40% | 20% | 100% | 1 | 0 | 1 | 0 | 0 | 0 | 1 | 0 | 0 | 0 | 0 | \$145,315 | | | | x | |
| Natural Sciences & Mathematics | Mathematics | Olshanskij,Maxim Alexandrovich | Professor | Full-time | 40% | 40% | 20% | 100% | 1 | 0 | 1 | 3 | 0 | 0 | 0 | 0 | 1 | 3 | 0 | \$137,026 | | | | x | |
| Natural Sciences & Mathematics | Mathematics | O'Malley,Matthew J | Professor | Full-time | 0% | 35% | 65% | 100% | 1 | 0 | 0 | 0 | 0 | 0 | 1 | 0 | 0 | 0 | 0 | \$100,742 | | | | x | |
| Natural Sciences & Mathematics | Mathematics | Onofrei,Daniel T | Associate Professor | Full-time | 50% | 30% | 20% | 100% | 0 | 0 | 0 | 1 | 0 | 0 | 2 | 0 | 0 | 1 | 0 | \$114,243 | | | x | | |
| Natural Sciences & Mathematics | Mathematics | Ott,William R | Associate Professor | Full-time | 40% | 40% | 20% | 100% | 1 | 1 | 1 | 3 | 0 | 0 | 0 | 1 | 1 | 3 | 0 | \$112,526 | | | | x | |
| Natural Sciences & Mathematics | Mathematics | Pan,Tsong-Whay | Professor | Full-time | 40% | 40% | 20% | 100% | 2 | 0 | 0 | 2 | 0 | 0 | 1 | 0 | 0 | 2 | 0 | \$131,039 | | | | x | |
| Natural Sciences & Mathematics | Mathematics | Papadakis,Emanuel Ioannis | Professor | Full-time | 40% | 40% | 20% | 100% | 1 | 0 | 0 | 1 | 0 | 0 | 2 | 0 | 0 | 1 | 0 | \$127,197 | | | | x | |
| Natural Sciences & Mathematics | Mathematics | Perpelitsa,Irina | Lecturer | Full-time | 0% | 100% | 0% | 100% | 3 | 0 | 0 | 0 | 0 | 0 | 4 | 0 | 0 | 0 | 0 | \$53,470 | | | | x | |
| Natural Sciences & Mathematics | Mathematics | Perpelitsa,Mikhail Antolyevic | Associate Professor | Full-time | 40% | 40% | 20% | 100% | 2 | 0 | 0 | 2 | 0 | 0 | 1 | 0 | 0 | 2 | 0 | \$98,889 | | | | x | |
| Natural Sciences & Mathematics | Mathematics | Poliak,Cathy Dawn | Instructional Assistant Professor | Full-time | 0% | 80% | 20% | 100% | 2 | 0 | 1 | 0 | 0 | 0 | 1 | 0 | 1 | 0 | 0 | \$67,711 | | | x | | |
| Natural Sciences & Mathematics | Mathematics | Quaini,Annalisa | Associate Professor | Full-time | 50% | 30% | 20% | 100% | 0 | 0 | 0 | 0 | 0 | 0 | 1 | 0 | 0 | 0 | 0 | \$117,396 | | | x | | |
| Natural Sciences & Mathematics | Mathematics | Ru,Min | Professor | Full-time | 40% | 40% | 20% | 100% | 1 | 0 | 1 | 2 | 0 | 0 | 0 | 0 | 1 | 2 | 0 | \$138,666 | | | | x | |
| Natural Sciences & Mathematics | Mathematics | Sanders,Richard | Associate Professor | Full-time | 20% | 60% | 20% | 100% | 2 | 0 | 0 | 0 | 0 | 0 | 1 | 0 | 1 | 0 | 0 | \$81,289 | | | | x | |
| Natural Sciences & Mathematics | Mathematics | Segura,Perri F | Clinical Assoc Prof | Full-time | 0% | 80% | 20% | 100% | 4 | 0 | 0 | 0 | 0 | 0 | 3 | 0 | 0 | 0 | 0 | \$75,015 | | | | x | |
| Natural Sciences & Mathematics | Mathematics | Sosa,Moses | Lecturer | Full-time | 0% | 100% | 0% | 100% | 3 | 0 | 0 | 0 | 0 | 0 | 5 | 0 | 0 | 0 | 0 | \$53,794 | | | x | | |
| Natural Sciences & Mathematics | Mathematics | Timofeyev,Ilya | Professor | Full-time | 40% | 30% | 30% | 100% | 1 | 0 | 0 | 2 | 0 | 0 | 1 | 0 | 0 | 4 | 0 | \$125,458 | | | | x | |
| Natural Sciences & Mathematics | Mathematics | Tomforde,Mark L | Professor | Full-time | 40% | 40% | 20% | 100% | 2 | 0 | 0 | 0 | 0 | 0 | 1 | 0 | 0 | 0 | 0 | \$110,073 | | | | x | |
| Natural Sciences & Mathematics | Mathematics | Torok,Andrei S | Professor | Full-time | 40% | 40% | 20% | 100% | 2 | 0 | 0 | 1 | 0 | 0 | 0 | 0 | 0 | 1 | 0 | \$122,265 | | | | x | |
| Natural Sciences & Mathematics | Mathematics | Tucker,Charles T | Associate Professor | Full-time | 0% | 80% | 20% | 100% | 3 | 0 | 0 | 0 | 0 | 0 | 0 | 0 | 0 | 0 | 0 | \$58,798 | | | | x | |
| Natural Sciences & Mathematics | Mathematics | Vershynina,Anna | Assistant Professor | Full-time | 50% | 30% | 20% | 100% | 1 | 0 | 1 | 1 | 0 | 0 | 0 | 0 | 1 | 1 | 0 | \$88,904 | | | | x | |
| Natural Sciences & Mathematics | Mathematics | Wagner,David Hobson | Associate Professor | Full-time | 20% | 60% | 20% | 100% | 2 | 0 | 0 | 0 | 0 | 0 | 2 | 0 | 0 | 0 | 0 | \$82,251 | | | | x | |
| Natural Sciences & Mathematics | Mathematics | Walker,Philip William | Associate Professor | Full-time | 0% | 80% | 20% | 100% | 3 | 0 | 0 | 0 | 0 | 0 | 3 | 0 | 0 | 0 | 0 | \$63,756 | | | | x | |
| Natural Sciences & Mathematics | Mathematics | Wang,Wenshuang | Instructional Assistant Professor | Full-time | 0% | 80% | 20% | 100% | 1 | 0 | 0 | 0 | 0 | 0 | 2 | 0 | 0 | 0 | 0 | \$60,000 | | | | x | |
| Natural Sciences & Mathematics | Mathematics | Weber,Thomas Christian | Instructional Assistant Professor | Full-time | 0% | 80% | 20% | 100% | 3 | 0 | 0 | 0 | 0 | 0 | 3 | 0 | 0 | 0 | 0 | \$58,288 | | | | x | |
| Natural Sciences & Mathematics | Mathematics | West,James David | Instructional Assistant Professor | Full-time | 0% | 80% | 20% | 100% | 3 | 0 | 0 | 0 | 0 | 0 | 4 | 0 | 0 | 0 | 0 | \$67,081 | | | | x | |
| Natural Sciences & Mathematics | Mathematics | Xhabli,Blerina | Instructional Assistant Professor | Full-time | 0% | 80% | 20% | 100% | 3 | 0 | 0 | 0 | 0 | 0 | 4 | 0 | 0 | 0 | 0 | \$58,752 | | | | x | |
| Natural Sciences & Mathematics | Physics | Bassler,Kevin E | Professor | Full-time | 35% | 30% | 35% | 100% | 0 | 0 | 0 | 1 | 0 | 0 | 0 | 0 | 1 | 1 | 0 | \$145,239 | | | | x | |
| Natural Sciences & Mathematics | Physics | Bellwied,Rene | Professor | Full-time | 50% | 30% | 20% | 100% | 0 | 0 | 1 | 3 | 0 | 0 | 1 | 0 | 0 | 2 | 0 | \$178,925 | | | | x | |
| Natural Sciences & Mathematics | Physics | Bering,Edgar A | Professor | Full-time | 40% | 40% | 20% | 100% | 0 | 0 | 1 | 0 | 0 | 0 | 2 | 4 | 1 | 0 | 0 | \$120,962 | | | | x | |
| Natural Sciences & Mathematics | Physics | Brazdekis,Audrius | Research Professor | Full-time | 100% | 0% | 0% | 100% | 0 | 0 | 0 | 0 | 0 | 0 | 0 | 0 | 0 | 0 | 0 | \$75,762 | | | | x | |
| Natural Sciences & Mathematics | Physics | Campbell Ricketts,Thomas Edward Jr | Research Scientist | Full-time | 100% | 0% | 0% | 100% | 0 | 0 | 0 | 0 | 0 | 0 | 0 | 0 | 0 | 0 | 0 | \$70,780 | | x | x | | |
| Natural Sciences & Mathematics | Physics | Cardoso Barato,Andre | Assistant Professor | Full-time | 40% | 40% | 20% | 100% | 0 | 0 | 0 | 2 | 0 | 0 | 0 | 0 | 1 | 1 | 0 | \$89,000 | | | | x | |
| Natural Sciences & Mathematics | Physics | Chen,Di | Research Assistant Professor | Full-time | 100% | 0% | 0% | 100% | 0 | 0 | 0 | 0 | 0 | 0 | 0 | 0 | 0 | 0 | 0 | \$75,600 | x | | | | |
| Natural Sciences & Mathematics | Physics | Chen,Shuo | Assistant Professor | Full-time | 40% | 40% | 20% | 100% | 1 | 0 | 0 | 1 | 0 | 0 | 1 | 0 | 0 | 1 | 0 | \$100,799 | | | x | | |
| Natural Sciences & Mathematics | Physics | Cherack,Daniel David | Assistant Professor | Full-time | 40% | 40% | 20% | 100% | 1 | 0 | 0 | 1 | 0 | 0 | 0 | 0 | 0 | 1 | 0 | \$89,000 | | | | x | |
| Natural Sciences & Mathematics | Physics | Cheung-Wyker,Margaret S | Professor | Full-time | 50% | 30% | 20% | 100% | 0 | 0 | 0 | 6 | 0 | 0 | 1 | 1 | 0 | 3 | 0 | \$129,036 | | | | x | |
| Natural Sciences & Mathematics | Physics | Chu,Ching Wu | Professor | Full-time | 50% | 30% | 20% | 100% | 0 | 0 | 0 | 3 | 0 | 0 | 0 | 0 | 0 | 2 | 0 | \$354,359 | | | | x | |
| Natural Sciences & Mathematics | Physics | Chu,Wei-Kan | Professor | Full-time | 50% | 30% | 20% | 100% | 0 | 0 | 0 | 1 | 0 | 0 | 1 | 0 | 0 | 0 | 0 | \$187,024 | | | | x | |
| Natural Sciences & Mathematics | Physics | Curran,Seamus A | Professor | Full-time | 40% | 30% | 30% | 100% | 0 | 0 | 0 | 0 | 0 | 0 | 2 | 3 | 0 | 0 | 0 | \$123,259 | | | | x | |
| Natural Sciences & Mathematics | Physics | Das,Mini | Associate Professor | Full-time | 60% | 30% | 10% | 100% | 1 | 0 | 0 | 5 | 0 | 0 | 0 | 0 | 0 | 5 | 0 | \$123,693 | | | x | | |
| Natural Sciences & Mathematics | Physics | Ene,Emanuela | Lecturer | Full-time | 0% | 100% | 0% | 100% | 3 | 0 | 0 | 0 | 0 | 0 | 3 | 0 | 0 | 0 | 0 | \$52,000 | | | | x | |
| Natural Sciences & Mathematics | Physics | Forrest,Rebecca L | Instructional Professor | Full-time | 0% | 100% | 0% | 100% | 3 | 0 | 0 | 0 | 0 | 0 | 3 | 0 | 0 | 0 | 0 | \$70,346 | | | | x | |
| Natural Sciences & Mathematics | Physics | Freelon,Byron Kendall | Assistant Professor | Full-time | 40% | 40% | 20% | 100% | 0 | 0 | 0 | 1 | 0 | 0 | 0 | 0 | 0 | 2 | 0 | \$90,000 | | | | x | |
| Natural Sciences & Mathematics | Physics | Gunaratne,Gemunu | Professor | Full-time | 40% | 40% | 20% | 100% | 0 | 1 | 0 | 1 | 0 | 0 | 0 | 0 | 1 | 2 | 0 | \$140,311 | | | | x | |
| Natural Sciences & Mathematics | Physics | Hadjiev,Viktor G | Research Scientist | Full-time | 100% | 0% | 0% | 100% | 0 | 0 | 0 | 0 | 0 | 0 | 0 | 0 | 0 | 0 | 0 | \$50,387 | | | | x | |
| Natural Sciences & Mathematics | Physics | Hor,Pei-Herng | Associate Professor | Full-time | 50% | 30% | 20% | 100% | 0 | 0 | 0 | 2 | 0 | 0 | 0 | 0 | 0 | 1 | 0 | \$88,791 | | | | x | |
| Natural Sciences & Mathematics | Physics | Hosur,Pavan R | Assistant Professor | Full-time | 40% | 40% | 20% | 100% | 0 | 0 | 1 | 2 | 0 | 0 | 1 | 0 | 0 | 2 | 0 | \$88,798 | | | | x | |
| Natural Sciences & Mathematics | Physics | Koerner,Lisa Whitehead | Associate Professor | Full-time | 40% | 40% | 20% | 100% | 1 | 1 | 0 | 2 | 0 | 0 | 1 | 1 | 0 | 3 | 0 | \$113,534 | | | | x | |
| Natural Sciences & Mathematics | Physics | Kouri,Donald J | Professor | Full-time | 50% | 30% | 20% | 100% | 0 | 0 | 0 | 0 | 0 | 0 | 0 | 0 | 0 | 0 | 0 | \$167,028 | | | | x | |
| Natural Sciences & Mathematics | Physics | Li,Liming | Associate Professor | Full-time | 60% | 30% | 10% | 100% | 1 | 0 | 0 | 0 | 0 | 0 | 1 | 0 | 0 | 0 | 0 | \$110,851 | | | | x | |
| Natural Sciences & Mathematics | Physics | Lytvynchuk,Oleksandr | Research Associate Professor | Full-time | 100% | 0% | 0% | 100% | 0 | 0 | 0 | 0 | 0 | 0 | 0 | 0 | 0 | 0 | 0 | \$65,136 | | | | x | |
| Natural Sciences & Mathematics | Physics | Maric,Sladjana | Lecturer | Full-time | 0% | 100% | 0% | 100% | 19 | 0 | 0 | 0 | 0 | 0 | 19 | 0 | 0 | 0 | 0 | \$52,476 | | | | x | |
| Natural Sciences & Mathematics | Physics | Meier,Mark Albert | Professor | Full-time | 50% | 30% | 20% | 100% | 0 | 0 | 0 | 1 | 0 | 0 | 1 | 0 | 0 | 1 | 0 | \$98,765 | | | | x | |

Faculty Workload Report - Fall 2019 and Spring 2020

KEY: UG - Undergraduate Class; GR - Graduate Class; SP - Special Professional Class; ORG - Organized Class; NON - Non Organized Class

| COLLEGE NAME | DEPARTMENT/UNIT | FACULTY NAME | FACULTY TITLE/RANK | FT/PT | AY 19-20 Percent (%) Effort | | | | # Classes Taught Fall 2019 | | | | | | # Classes Taught Spring 2020 | | | | | | Funding Source | | | | |
|--------------------------------|------------------|--------------------------|-----------------------------------|-----------|-----------------------------|------------------------|---------|------------------|----------------------------|-----|-----|-----|-----|-----|------------------------------|-----|-----|-----|-----------|-----------|----------------|------|-------|-------|-------|
| | | | | | Research & Scholarship | Teaching & Instruction | Service | Total (%) Effort | UG | | GR | | SP | | UG | | GR | | SP | | Salary | Gift | Grant | Local | State |
| | | | | | | | | | ORG | NON | ORG | NON | ORG | NON | ORG | NON | ORG | NON | ORG | NON | | | | | |
| Natural Sciences & Mathematics | Physics | Miller,John H | Professor | Full-time | 50% | 30% | 20% | 100% | 2 | 0 | 0 | 1 | 0 | 0 | 1 | 0 | 0 | 0 | 0 | \$121,795 | | | | x | |
| Natural Sciences & Mathematics | Physics | Morrison, Gregory C | Assistant Professor | Full-time | 50% | 30% | 20% | 100% | 0 | 0 | 1 | 2 | 0 | 0 | 1 | 0 | 0 | 2 | 0 | \$89,285 | | | | x | |
| Natural Sciences & Mathematics | Physics | Ordonez, Carlos | Professor | Full-time | 50% | 30% | 20% | 100% | 0 | 0 | 1 | 2 | 0 | 0 | 1 | 1 | 0 | 2 | 0 | \$113,848 | | | | x | |
| Natural Sciences & Mathematics | Physics | Pinsky, Lawrence S | Professor | Full-time | 50% | 30% | 20% | 100% | 1 | 0 | 0 | 1 | 1 | 0 | 1 | 0 | 0 | 2 | 0 | \$141,765 | | | | x | |
| Natural Sciences & Mathematics | Physics | Ratti, Claudia | Associate Professor | Full-time | 50% | 30% | 20% | 100% | 1 | 1 | 0 | 1 | 0 | 0 | 1 | 1 | 0 | 2 | 0 | \$111,883 | | | x | | |
| Natural Sciences & Mathematics | Physics | Ren, Zhifeng | Professor | Full-time | 40% | 30% | 30% | 100% | 0 | 0 | 0 | 5 | 0 | 0 | 0 | 0 | 1 | 5 | 0 | \$277,193 | | | x | | |
| Natural Sciences & Mathematics | Physics | Renshaw, Andrew | Assistant Professor | Full-time | 40% | 40% | 20% | 100% | 2 | 1 | 0 | 2 | 0 | 0 | 0 | 1 | 1 | 0 | 0 | \$94,565 | | | x | | |
| Natural Sciences & Mathematics | Physics | Semendeferi, Ioanna N | Instructional Associate Professor | Full-time | 0% | 100% | 0% | 100% | 1 | 0 | 1 | 0 | 0 | 0 | 1 | 0 | 0 | 0 | 0 | \$66,380 | | | | x | |
| Natural Sciences & Mathematics | Physics | Su, Wu-Pei | Professor | Full-time | 40% | 40% | 20% | 100% | 2 | 0 | 0 | 3 | 0 | 0 | 0 | 1 | 1 | 0 | 0 | \$117,818 | | | | x | |
| Natural Sciences & Mathematics | Physics | Timmins, Anthony Robert | Associate Professor | Full-time | 50% | 40% | 10% | 100% | 2 | 0 | 0 | 2 | 0 | 0 | 1 | 0 | 0 | 2 | 0 | \$107,781 | | | | x | |
| Natural Sciences & Mathematics | Physics | Ting, Chin Sen | Professor | Full-time | 50% | 30% | 20% | 100% | 1 | 0 | 0 | 1 | 0 | 0 | 0 | 0 | 1 | 0 | 0 | \$128,922 | | | | x | |
| Natural Sciences & Mathematics | Physics | Varghese, Oomman K | Associate Professor | Full-time | 40% | 40% | 20% | 100% | 2 | 0 | 0 | 2 | 0 | 0 | 1 | 0 | 0 | 2 | 0 | \$110,303 | | | x | | |
| Natural Sciences & Mathematics | Physics | Wang, Dezhi | Research Professor | Full-time | 100% | 0% | 0% | 100% | 0 | 0 | 0 | 0 | 0 | 0 | 0 | 0 | 0 | 0 | 0 | \$95,507 | | | | x | |
| Natural Sciences & Mathematics | Physics | Weglein, Arthur B | Professor | Full-time | 40% | 40% | 20% | 100% | 0 | 0 | 1 | 0 | 0 | 0 | 0 | 1 | 0 | 0 | 0 | \$305,115 | | x | | x | |
| Natural Sciences & Mathematics | Physics | Wood, Lowell T | Professor | Full-time | 30% | 50% | 20% | 100% | 23 | 0 | 0 | 0 | 0 | 0 | 22 | 0 | 0 | 0 | 0 | \$126,050 | | | | x | |
| Natural Sciences & Mathematics | Physics | Zhang, Pengzhi | Research Scientist | Full-time | 100% | 0% | 0% | 100% | 0 | 0 | 0 | 0 | 0 | 0 | 0 | 0 | 0 | 0 | 0 | \$74,909 | | x | | | |
| Optometry | Basic Science | Applegate, Raymond A | Professor | Full-time | 50% | 30% | 20% | 100% | 0 | 0 | 0 | 1 | 0 | 0 | 0 | 0 | 0 | 0 | 0 | \$237,583 | | | | x | |
| Optometry | Basic Science | Benoit, Julia S | Research Assistant Professor | Full-time | 80% | 20% | 0% | 100% | 0 | 0 | 0 | 0 | 0 | 0 | 0 | 0 | 0 | 0 | 0 | \$87,868 | | x | x | x | |
| Optometry | Basic Science | Burns, Alan R | Professor | Full-time | 40% | 40% | 20% | 100% | 0 | 0 | 3 | 4 | 0 | 0 | 0 | 0 | 4 | 0 | 0 | \$131,449 | | | | x | |
| Optometry | Basic Science | Chino, Yuzo M | Professor | Full-time | 40% | 40% | 20% | 100% | 0 | 0 | 0 | 0 | 3 | 0 | 0 | 0 | 0 | 0 | \$159,982 | | | | x | | |
| Optometry | Basic Science | Coates, Daniel R | Assistant Professor | Full-time | 40% | 40% | 20% | 100% | 0 | 0 | 4 | 3 | 0 | 0 | 0 | 1 | 3 | 0 | \$97,629 | | | x | | | |
| Optometry | Basic Science | Coulson-Thomas, Vivien J | Assistant Professor | Full-time | 40% | 40% | 20% | 100% | 0 | 0 | 3 | 2 | 0 | 0 | 0 | 2 | 3 | 0 | \$105,962 | | | | x | | |
| Optometry | Basic Science | Das, Vallabh E | Professor | Full-time | 40% | 40% | 20% | 100% | 0 | 0 | 0 | 6 | 1 | 0 | 0 | 1 | 1 | 0 | \$136,105 | | | x | | | |
| Optometry | Basic Science | Hung, Li-Fang | Sr Research Scientist | Full-time | 100% | 0% | 0% | 100% | 0 | 0 | 0 | 0 | 0 | 0 | 0 | 0 | 0 | 0 | \$93,850 | | x | | | | |
| Optometry | Basic Science | Marsack, Jason | Associate Professor | Full-time | 40% | 40% | 20% | 100% | 0 | 0 | 2 | 4 | 1 | 0 | 0 | 2 | 2 | 0 | \$113,708 | | | x | | | |
| Optometry | Basic Science | Ostrin, Lisa | Assistant Professor | Full-time | 40% | 40% | 20% | 100% | 0 | 0 | 6 | 1 | 0 | 0 | 0 | 2 | 4 | 0 | \$104,515 | | | | x | | |
| Optometry | Basic Science | Ottesen, Deborah C | Associate Professor | Full-time | 20% | 60% | 20% | 100% | 0 | 0 | 1 | 1 | 0 | 0 | 0 | 1 | 2 | 0 | \$99,423 | | | | x | | |
| Optometry | Basic Science | Patel, Nimesh Bhikhu | Associate Professor | Full-time | 40% | 40% | 20% | 100% | 0 | 0 | 2 | 2 | 0 | 0 | 0 | 2 | 2 | 3 | \$126,020 | | | | x | | |
| Optometry | Basic Science | Porter, Jason | Associate Professor | Full-time | 40% | 40% | 20% | 100% | 0 | 0 | 2 | 4 | 0 | 0 | 0 | 1 | 6 | 1 | \$104,231 | | | | x | | |
| Optometry | Basic Science | Qin, Guoting | Research Assistant Professor | Full-time | 100% | 0% | 0% | 100% | 0 | 0 | 0 | 0 | 0 | 0 | 0 | 0 | 0 | 0 | \$61,817 | | x | x | | | |
| Optometry | Basic Science | Raghuathan, Vijaykrishna | Assistant Professor | Full-time | 40% | 40% | 20% | 100% | 0 | 0 | 1 | 2 | 1 | 0 | 0 | 1 | 4 | 0 | \$107,560 | | | | x | | |
| Optometry | Basic Science | Rump, Rachel | Associate Professor | Full-time | 40% | 40% | 20% | 100% | 0 | 0 | 1 | 2 | 0 | 0 | 0 | 1 | 1 | 0 | \$105,548 | | | | x | | |
| Optometry | Basic Science | Stevenson, Scott Bailli | Associate Professor | Full-time | 30% | 50% | 20% | 100% | 0 | 0 | 1 | 0 | 1 | 0 | 0 | 2 | 1 | 1 | \$90,203 | | | | x | | |
| Optometry | Clinical Science | Anderson, Heather Anne | Associate Professor | Full-time | 40% | 40% | 20% | 100% | 0 | 0 | 0 | 0 | 6 | 0 | 0 | 0 | 0 | 0 | \$108,510 | | | | x | | |
| Optometry | Clinical Science | Bergmanson, Jan Pg | Professor | Full-time | 40% | 40% | 20% | 100% | 0 | 0 | 0 | 0 | 1 | 0 | 0 | 0 | 0 | 1 | \$135,422 | | | | x | | |
| Optometry | Clinical Science | Berntsen, David A | Associate Professor | Full-time | 40% | 40% | 20% | 100% | 0 | 0 | 2 | 0 | 0 | 3 | 0 | 4 | 1 | 0 | \$112,618 | | | | x | | |
| Optometry | Clinical Science | Black, D Rudolph | Clinical Assoc Prof | Full-time | 0% | 80% | 20% | 100% | 0 | 0 | 0 | 0 | 0 | 0 | 0 | 0 | 0 | 0 | \$58,490 | | | | x | | |
| Optometry | Clinical Science | Carman, Carolyn R | Clinical Professor | Full-time | 0% | 80% | 20% | 100% | 0 | 0 | 0 | 0 | 1 | 0 | 0 | 0 | 0 | 1 | \$164,032 | | | | x | | |
| Optometry | Clinical Science | Chandler, Moriah Adine | Clinical Asst Prof | Full-time | 30% | 50% | 20% | 100% | 0 | 0 | 0 | 0 | 0 | 0 | 0 | 0 | 0 | 0 | \$115,316 | | | | x | | |
| Optometry | Clinical Science | Cheng, Han | Clinical Professor | Full-time | 0% | 80% | 20% | 100% | 0 | 0 | 2 | 1 | 4 | 0 | 0 | 0 | 1 | 4 | \$105,135 | | | | x | | |
| Optometry | Clinical Science | Currie, Debra C | Clinical Professor | Full-time | 0% | 80% | 20% | 100% | 0 | 0 | 0 | 0 | 3 | 0 | 0 | 0 | 0 | 2 | \$93,344 | | | | x | | |
| Optometry | Clinical Science | Deakins, Jennifer | Clinical Asst Prof | Full-time | 0% | 80% | 20% | 100% | 0 | 0 | 0 | 0 | 0 | 0 | 0 | 0 | 0 | 0 | \$137,765 | | | x | | | |
| Optometry | Clinical Science | DeLoach, Joe W. | Clinical Professor | Full-time | 0% | 80% | 20% | 100% | 0 | 0 | 0 | 0 | 0 | 0 | 0 | 0 | 0 | 0 | \$218,925 | | | | x | | |
| Optometry | Clinical Science | Fern, Karen Drusilla | Associate Professor | Full-time | 40% | 40% | 20% | 100% | 0 | 0 | 0 | 1 | 0 | 0 | 0 | 0 | 2 | 0 | \$106,567 | | | | x | | |
| Optometry | Clinical Science | Garza, Janet | Clinical Asst Prof | Full-time | 0% | 80% | 20% | 100% | 0 | 0 | 8 | 0 | 0 | 0 | 0 | 0 | 0 | 0 | \$134,470 | | | x | | | |
| Optometry | Clinical Science | Gerondale, Gerald Gavin | Clinical Asst Prof | Full-time | 0% | 80% | 20% | 100% | 0 | 0 | 0 | 0 | 0 | 0 | 0 | 0 | 0 | 1 | \$142,497 | | | x | | | |
| Optometry | Clinical Science | Giannoni, Amber Gaume | Clinical Professor | Full-time | 10% | 70% | 20% | 100% | 0 | 0 | 0 | 0 | 0 | 5 | 0 | 0 | 0 | 4 | \$107,585 | | | x | | | |
| Optometry | Clinical Science | Gonzales, Marcus | Clinical Assoc Prof | Full-time | 0% | 80% | 20% | 100% | 0 | 0 | 0 | 0 | 1 | 0 | 0 | 0 | 0 | 0 | \$129,941 | | | | x | | |
| Optometry | Clinical Science | Gostovic, Anita Ticak | Clinical Assoc Prof | Full-time | 30% | 50% | 20% | 100% | 0 | 0 | 0 | 0 | 1 | 0 | 0 | 0 | 1 | 0 | \$125,205 | | | | x | | |
| Optometry | Clinical Science | Harrison, Wendy W | Associate Professor | Full-time | 40% | 40% | 20% | 100% | 0 | 0 | 1 | 0 | 0 | 0 | 0 | 1 | 2 | 0 | \$109,232 | | | | x | | |
| Optometry | Clinical Science | Herring, Ralph Jay | Clinical Professor | Full-time | 0% | 80% | 20% | 100% | 0 | 0 | 0 | 0 | 1 | 3 | 0 | 0 | 0 | 1 | \$92,550 | | | | x | | |
| Optometry | Clinical Science | Hooper, Nicole | Clinical Asst Prof | Full-time | 0% | 80% | 20% | 100% | 0 | 0 | 0 | 0 | 0 | 0 | 0 | 0 | 0 | 2 | \$86,129 | | | | x | | |
| Optometry | Clinical Science | Johnston, Casey | Clinical Asst Prof | Full-time | 0% | 80% | 20% | 100% | 0 | 0 | 0 | 0 | 1 | 0 | 0 | 0 | 0 | 0 | \$98,853 | | | | x | | |
| Optometry | Clinical Science | Johnston, Kassandra Lee | Clinical Asst Prof | Full-time | 0% | 80% | 20% | 100% | 0 | 0 | 0 | 0 | 1 | 0 | 0 | 0 | 0 | 2 | \$105,808 | | | | x | | |
| Optometry | Clinical Science | Kauffman, Matthew James | Clinical Asst Prof | Full-time | 0% | 80% | 20% | 100% | 0 | 0 | 0 | 0 | 0 | 0 | 0 | 0 | 0 | 0 | \$120,662 | | | | x | | |
| Optometry | Clinical Science | Kehinde, Lucy | Clinical Asst Prof | Full-time | 20% | 60% | 20% | 100% | 0 | 0 | 0 | 0 | 0 | 0 | 0 | 0 | 0 | 2 | \$116,757 | | | | x | | |
| Optometry | Clinical Science | Kemp, Andrew P | Clinical Asst Prof | Full-time | 0% | 80% | 20% | 100% | 0 | 0 | 0 | 0 | 0 | 0 | 0 | 0 | 0 | 0 | \$125,042 | | | x | | | |
| Optometry | Clinical Science | Ketcham, Tonya G | Clinical Asst Prof | Full-time | 0% | 80% | 20% | 100% | 0 | 0 | 0 | 0 | 1 | 0 | 0 | 0 | 0 | 0 | \$91,981 | | | | x | | |
| Optometry | Clinical Science | Knowles, Julianne Renee | Clinical Assoc Prof | Full-time | 0% | 80% | 20% | 100% | 0 | 0 | 0 | 0 | 0 | 1 | 0 | 0 | 0 | 0 | \$134,460 | | | x | | | |
| Optometry | Clinical Science | Kruch, Zanna Say | Clinical Asst Prof | Full-time | 0% | 80% | 20% | 100% | 0 | 0 | 0 | 0 | 0 | 0 | 0 | 0 | 0 | 1 | \$124,414 | | | | x | | |
| Optometry | Clinical Science | Lee, Karen L | Clinical Asst Prof | Full-time | 0% | 80% | 20% | 100% | 0 | 0 | 0 | 0 | 0 | 0 | 0 | 0 | 0 | 1 | \$135,120 | | | | x | | |
| Optometry | Clinical Science | Logan, Anna-Kaye M | Clinical Asst Prof | Full-time | 10% | 70% | 20% | 100% | 0 | 0 | 0 | 0 | 0 | 0 | 0 | 0 | 0 | 0 | \$104,826 | | | | x | | |
| Optometry | Clinical Science | Marney, Ruth | Professor | Full-time | 40% | 40% | 20% | 100% | 0 | 0 | 0 | 0 | 0 | 0 | 0 | 0 | 0 | 1 | \$140,617 | | | x | | | |
| Optometry | Clinical Science | Marrelli, Danica J | Clinical Professor | Full-time | 0% | 80% | 20% | 100% | 0 | 0 | 0 | 0 | 1 | 0 | 0 | 0 | 0 | 2 | \$115,806 | | | | x | | |
| Optometry | Clinical Science | Martinez, Muriel L | Clinical Asst Prof | Full-time | 0% | 80% | 20% | 100% | 0 | 0 | 0 | 0 | 0 | 0 | 0 | 0 | 0 | 1 | \$113,048 | | | | x | | |
| Optometry | Clinical Science | Modi, Swati | Clinical Assoc Prof | Full-time | 0% | 80% | 20% | 100% | 0 | 0 | 0 | 0 | 0 | 0 | 0 | 0 | 0 | 2 | \$110,378 | | | | x | | |
| Optometry | Clinical Science | Montes, Rebekah | Clinical Asst Prof | Full-time | 0% | 80% | 20% | 100% | 0 | 0 | 0 | 0 | 0 | 0 | 0 | 0 | 0 | 0 | \$106,919 | | | | x | | |
| Optometry | Clinical Science | Pate Jr, Lloyd D | Clinical Assoc Prof | Full-time | 0% | 80% | 20% | 100% | 0 | 0 | 0 | 0 | 1 | 2 | 0 | 0 | 0 | 0 | \$80,254 | | | | x | | |

Faculty Workload Report - Fall 2019 and Spring 2020

| COLLEGE NAME | DEPARTMENT/UNIT | FACULTY NAME | FACULTY TITLE/RANK | FT/PT | AY 19-20 Percent (%) Effort | | | | KEY: UG - Undergraduate Class; GR - Graduate Class; SP - Special Professional Class; ORG - Organized Class; NON - Non Organized Class | | | | | | Funding Source | | | | | | | | | | | |
|--------------|--------------------------------|-------------------------------|-----------------------------------|-----------|-----------------------------|------------------------|---------|------------------|---|-----|-----|--------------------------------|-----|-----|----------------|------|-------|-------|-------|----|-----------|-----------|---|--|---|---|
| | | | | | Research & Scholarship | Teaching & Instruction | Service | Total (%) Effort | (# Classes Taught Fall 2019) | | | (# Classes Taught Spring 2020) | | | Salary | Gift | Grant | Local | State | | | | | | | |
| | | | | | | | | | UG | GR | SP | UG | GR | SP | | | | | | | | | | | | |
| | | | | | | | | | ORG | NON | ORG | NON | ORG | NON | | | | | | | | | | | | |
| Optometry | Clinical Science | Patel,Ryan | Clinical Asst Prof | Full-time | 0% | 80% | 20% | 100% | 0 | 0 | 0 | 0 | 1 | 0 | 0 | 0 | 0 | 0 | 1 | 0 | \$162,500 | | | | x | |
| Optometry | Clinical Science | Richdale,Kathryn L | Associate Professor | Full-time | 40% | 40% | 20% | 100% | 0 | 0 | 1 | 1 | 1 | 0 | 0 | 0 | 0 | 2 | 2 | 0 | 0 | \$138,140 | | | | x |
| Optometry | Clinical Science | Ritchey,Eric R | Assistant Professor | Full-time | 40% | 40% | 20% | 100% | 0 | 0 | 1 | 0 | 1 | 0 | 0 | 0 | 0 | 1 | 1 | 0 | 0 | \$101,322 | | | | x |
| Optometry | Clinical Science | Segu,Padmalatha | Clinical Professor | Full-time | 0% | 80% | 20% | 100% | 0 | 0 | 0 | 0 | 1 | 0 | 0 | 0 | 0 | 0 | 0 | 0 | 0 | \$146,154 | | | | x |
| Optometry | Clinical Science | Shulman,Lanny | Clinical Assoc Prof | Full-time | 0% | 80% | 20% | 100% | 0 | 0 | 0 | 0 | 1 | 0 | 0 | 0 | 3 | 0 | 0 | 0 | 0 | \$80,139 | | | | x |
| Optometry | Clinical Science | Walters,James W | Associate Professor | Full-time | 25% | 55% | 20% | 100% | 0 | 0 | 0 | 0 | 1 | 1 | 0 | 0 | 0 | 0 | 0 | 0 | 0 | \$82,516 | | | | x |
| Optometry | Clinical Science | Wenveen,Janice | Clinical Professor | Full-time | 20% | 60% | 20% | 100% | 0 | 0 | 0 | 0 | 5 | 0 | 0 | 0 | 0 | 0 | 0 | 0 | 0 | \$99,834 | | | | x |
| Optometry | Clinical Science | Wheat,Joe L | Clinical Assoc Prof | Full-time | 0% | 80% | 20% | 100% | 0 | 0 | 0 | 0 | 0 | 0 | 0 | 0 | 0 | 0 | 0 | 0 | 0 | \$157,753 | | | | x |
| Optometry | Dean, Optometry | Smith,Earl Leo | Professor | Full-time | 80% | 20% | 0% | 100% | 0 | 0 | 1 | 1 | 0 | 0 | 0 | 0 | 1 | 1 | 0 | 0 | \$285,850 | | | | x | |
| Pharmacy | Dean, Pharmacy | Lokhandwala,Mustafa F | Professor | Full-time | 75% | 0% | 25% | 100% | 0 | 0 | 0 | 1 | 0 | 0 | 0 | 0 | 0 | 1 | 0 | 0 | \$235,110 | | | | x | |
| Pharmacy | Phar Health Outcomes & Policy | Abughosh,Susan M | Associate Professor | Full-time | 45% | 35% | 20% | 100% | 0 | 0 | 1 | 4 | 0 | 0 | 0 | 0 | 4 | 0 | 0 | 0 | \$124,333 | | | | x | |
| Pharmacy | Phar Health Outcomes & Policy | Aparasu,Rajender R | Professor | Full-time | 40% | 30% | 30% | 100% | 0 | 0 | 0 | 4 | 0 | 0 | 0 | 0 | 3 | 6 | 0 | 0 | \$175,425 | | | | x | |
| Pharmacy | Phar Health Outcomes & Policy | Chen,Hua | Associate Professor | Full-time | 40% | 40% | 20% | 100% | 0 | 0 | 1 | 3 | 0 | 0 | 0 | 0 | 1 | 4 | 0 | 0 | \$122,706 | | | | x | |
| Pharmacy | Phar Health Outcomes & Policy | Essien,Ekere James | Professor | Full-time | 30% | 50% | 20% | 100% | 0 | 0 | 1 | 1 | 0 | 0 | 0 | 0 | 2 | 0 | 0 | 0 | \$150,442 | | | | x | |
| Pharmacy | Phar Health Outcomes & Policy | Johnson,Michael L | Associate Professor | Full-time | 30% | 45% | 25% | 100% | 0 | 0 | 1 | 5 | 0 | 0 | 0 | 0 | 1 | 4 | 0 | 0 | \$135,154 | | | | x | |
| Pharmacy | Phar Health Outcomes & Policy | Sangrity,Sujit Sharad | Professor | Full-time | 25% | 50% | 25% | 100% | 0 | 0 | 0 | 5 | 0 | 0 | 0 | 0 | 1 | 5 | 2 | 0 | \$135,673 | | | | x | |
| Pharmacy | Phar Health Outcomes & Policy | Thornton,James D | Assistant Professor | Full-time | 50% | 30% | 20% | 100% | 0 | 0 | 3 | 4 | 1 | 0 | 0 | 0 | 0 | 3 | 0 | 0 | \$114,476 | | | | x | |
| Pharmacy | Pharm Prac & Trans Research | Alam,Mohammad J | Research Assistant Professor | Full-time | 80% | 10% | 10% | 100% | 0 | 0 | 0 | 0 | 0 | 0 | 0 | 0 | 0 | 0 | 0 | 0 | \$59,823 | | | | x | |
| Pharmacy | Pharm Prac & Trans Research | Asias-Dinh,Bernadette De Leon | Clinical Asst Prof | Full-time | 20% | 60% | 20% | 100% | 0 | 0 | 0 | 0 | 2 | 0 | 0 | 0 | 0 | 2 | 0 | 0 | \$112,715 | | | | x | |
| Pharmacy | Pharm Prac & Trans Research | Beyda,Nicholas D | Assistant Professor | Full-time | 50% | 20% | 30% | 100% | 0 | 0 | 0 | 0 | 0 | 0 | 0 | 0 | 0 | 1 | 0 | 0 | \$119,179 | | | | x | |
| Pharmacy | Pharm Prac & Trans Research | Bircher,Kimberly | Clinical Professor | Full-time | 20% | 60% | 20% | 100% | 0 | 0 | 0 | 0 | 0 | 0 | 0 | 0 | 0 | 0 | 1 | 1 | \$122,513 | | | | x | |
| Pharmacy | Pharm Prac & Trans Research | Davis,Shanteria Rayford | Clinical Asst Prof | Full-time | 10% | 70% | 20% | 100% | 0 | 0 | 0 | 0 | 0 | 0 | 0 | 0 | 0 | 0 | 0 | 0 | \$110,000 | | | | x | |
| Pharmacy | Pharm Prac & Trans Research | De La Cruz,Austin Isaac | Clinical Asst Prof | Full-time | 20% | 60% | 20% | 100% | 0 | 0 | 0 | 0 | 1 | 0 | 0 | 0 | 0 | 0 | 1 | 0 | \$111,194 | | | | x | |
| Pharmacy | Pharm Prac & Trans Research | Desai,Avani | Clinical Asst Prof | Full-time | 10% | 60% | 30% | 100% | 0 | 0 | 0 | 0 | 1 | 0 | 0 | 0 | 0 | 0 | 0 | 0 | \$108,500 | | | | x | |
| Pharmacy | Pharm Prac & Trans Research | Fernandez,Juliana M | Clinical Assoc Prof | Full-time | 10% | 40% | 50% | 100% | 0 | 0 | 0 | 0 | 0 | 0 | 0 | 0 | 0 | 0 | 0 | 0 | \$128,876 | | | | x | |
| Pharmacy | Pharm Prac & Trans Research | Fisher,Damien Rynn Tyre | Clinical Asst Prof | Full-time | 10% | 60% | 30% | 100% | 0 | 0 | 0 | 0 | 0 | 0 | 0 | 0 | 0 | 0 | 0 | 0 | \$108,500 | | | | x | |
| Pharmacy | Pharm Prac & Trans Research | Garey,Kevin W | Professor | Full-time | 40% | 20% | 40% | 100% | 0 | 0 | 2 | 2 | 0 | 0 | 0 | 0 | 2 | 1 | 1 | 1 | \$167,572 | | | | x | |
| Pharmacy | Pharm Prac & Trans Research | Garza,Karina Judith | Clinical Asst Prof | Full-time | 5% | 80% | 15% | 100% | 0 | 0 | 0 | 0 | 0 | 0 | 0 | 0 | 0 | 0 | 0 | 0 | \$125,000 | | | | x | |
| Pharmacy | Pharm Prac & Trans Research | Gee,Jodie Sue | Clinical Asst Prof | Full-time | 20% | 60% | 20% | 100% | 0 | 0 | 0 | 0 | 0 | 0 | 0 | 0 | 0 | 1 | 0 | 0 | \$119,000 | | | | x | |
| Pharmacy | Pharm Prac & Trans Research | Gonzales-Luna,Anne J | Research Assistant Professor | Full-time | 80% | 10% | 10% | 100% | 0 | 0 | 0 | 0 | 0 | 0 | 0 | 0 | 0 | 0 | 0 | 0 | \$72,500 | | x | | x | |
| Pharmacy | Pharm Prac & Trans Research | Hatfield,Catherine L | Clinical Assoc Prof | Full-time | 10% | 60% | 30% | 100% | 0 | 0 | 0 | 0 | 1 | 0 | 0 | 0 | 0 | 0 | 0 | 0 | \$129,765 | | | | x | |
| Pharmacy | Pharm Prac & Trans Research | Martinez,Brigetta | Clinical Asst Prof | Full-time | 5% | 80% | 15% | 100% | 0 | 0 | 0 | 0 | 0 | 0 | 0 | 0 | 0 | 0 | 0 | 0 | \$125,000 | | | | x | |
| Pharmacy | Pharm Prac & Trans Research | Nguyen,Kimberly A | Clinical Asst Prof | Full-time | 10% | 60% | 30% | 100% | 0 | 0 | 0 | 0 | 1 | 10 | 0 | 0 | 0 | 0 | 0 | 0 | \$116,608 | | | | x | |
| Pharmacy | Pharm Prac & Trans Research | Pitman,Elizabeth Paige | Clinical Asst Prof | Full-time | 10% | 40% | 50% | 100% | 0 | 0 | 0 | 0 | 0 | 0 | 0 | 0 | 0 | 0 | 0 | 0 | \$130,916 | | | | x | |
| Pharmacy | Pharm Prac & Trans Research | Sherer,Jeffrey T | Clinical Professor | Full-time | 20% | 60% | 20% | 100% | 0 | 0 | 0 | 0 | 1 | 1 | 0 | 0 | 0 | 0 | 0 | 0 | \$131,052 | | | | x | |
| Pharmacy | Pharm Prac & Trans Research | Sofjan,Amelia Kartikasari | Clinical Asst Prof | Full-time | 20% | 60% | 20% | 100% | 0 | 0 | 0 | 0 | 1 | 0 | 0 | 0 | 0 | 0 | 1 | 1 | \$115,885 | | | | x | |
| Pharmacy | Pharm Prac & Trans Research | Sulaica,Elisabeth | Clinical Asst Prof | Full-time | 20% | 60% | 20% | 100% | 0 | 0 | 0 | 0 | 0 | 0 | 0 | 0 | 0 | 0 | 1 | 0 | \$108,500 | | | | x | |
| Pharmacy | Pharm Prac & Trans Research | Surati,Dhara Divyang | Clinical Assoc Prof | Full-time | 20% | 60% | 20% | 100% | 0 | 0 | 0 | 0 | 3 | 0 | 0 | 0 | 0 | 0 | 4 | 0 | \$120,731 | | | | x | |
| Pharmacy | Pharm Prac & Trans Research | Tam,Vincent H | Professor | Full-time | 50% | 20% | 30% | 100% | 0 | 0 | 0 | 2 | 0 | 0 | 0 | 0 | 0 | 2 | 0 | 0 | \$176,250 | | | | x | |
| Pharmacy | Pharm Prac & Trans Research | Tolleason,Shane Russell | Clinical Asst Prof | Full-time | 10% | 60% | 30% | 100% | 0 | 0 | 0 | 0 | 0 | 12 | 0 | 0 | 0 | 0 | 0 | 17 | \$108,500 | | | | x | |
| Pharmacy | Pharm Prac & Trans Research | Trivedi PhD,Meghana | Associate Professor | Full-time | 50% | 20% | 30% | 100% | 0 | 1 | 0 | 0 | 0 | 0 | 0 | 1 | 1 | 1 | 0 | 0 | \$128,612 | | | | x | |
| Pharmacy | Pharm Prac & Trans Research | Truong,Mabel | Clinical Asst Prof | Full-time | 10% | 50% | 40% | 100% | 0 | 0 | 0 | 0 | 0 | 0 | 0 | 0 | 0 | 0 | 0 | 0 | \$110,000 | | | | x | |
| Pharmacy | Pharm Prac & Trans Research | Varkey,Divya A | Clinical Assoc Prof | Full-time | 20% | 60% | 20% | 100% | 0 | 0 | 2 | 4 | 1 | 0 | 0 | 0 | 2 | 4 | 1 | 0 | \$126,175 | | | | x | |
| Pharmacy | Pharm Prac & Trans Research | Wallace,David A | Clinical Assoc Prof | Full-time | 20% | 60% | 20% | 100% | 0 | 0 | 0 | 1 | 2 | 0 | 0 | 0 | 0 | 1 | 1 | 1 | \$116,901 | | | | x | |
| Pharmacy | Pharm Prac & Trans Research | Wanat,Matthew A | Clinical Assoc Prof | Full-time | 20% | 60% | 20% | 100% | 0 | 0 | 0 | 1 | 0 | 1 | 0 | 0 | 0 | 1 | 1 | 0 | \$121,121 | | | | x | |
| Pharmacy | Pharm Prac & Trans Research | Wollen,Joshua T | Clinical Asst Prof | Full-time | 10% | 60% | 30% | 100% | 0 | 0 | 0 | 0 | 0 | 0 | 0 | 0 | 0 | 0 | 0 | 0 | \$110,000 | | | | x | |
| Pharmacy | Pharm Prac & Trans Research | Zhao,Alexa Vyain | Clinical Asst Prof | Full-time | 20% | 60% | 20% | 100% | 0 | 0 | 0 | 0 | 1 | 0 | 0 | 0 | 0 | 0 | 1 | 0 | \$108,550 | | | | x | |
| Pharmacy | Pharmacological & Pharmaceutic | Alkadhi,Karim A | Professor | Full-time | 30% | 60% | 10% | 100% | 0 | 0 | 0 | 0 | 1 | 0 | 0 | 0 | 0 | 0 | 0 | 0 | \$130,832 | | | | x | |
| Pharmacy | Pharmacological & Pharmaceutic | Banday,Anees A | Research Associate Professor | Full-time | 100% | 0% | 0% | 100% | 0 | 0 | 0 | 0 | 0 | 0 | 0 | 0 | 0 | 0 | 0 | 0 | \$112,200 | | x | | | |
| Pharmacy | Pharmacological & Pharmaceutic | Boini,Krishna M | Assistant Professor | Full-time | 60% | 30% | 10% | 100% | 0 | 0 | 1 | 0 | 0 | 0 | 0 | 0 | 0 | 0 | 0 | 0 | \$105,237 | | | | x | |
| Pharmacy | Pharmacological & Pharmaceutic | Bond,Richard A | Professor | Full-time | 30% | 20% | 50% | 100% | 0 | 0 | 2 | 0 | 0 | 0 | 0 | 0 | 3 | 2 | 0 | 0 | \$168,157 | | | | x | |
| Pharmacy | Pharmacological & Pharmaceutic | Chow,Diana Shu-Lian | Professor | Full-time | 55% | 35% | 10% | 100% | 0 | 0 | 2 | 5 | 1 | 0 | 0 | 0 | 1 | 4 | 0 | 0 | \$141,736 | | | | x | |
| Pharmacy | Pharmacological & Pharmaceutic | Cuny,Gregory D | Associate Professor | Full-time | 50% | 30% | 20% | 100% | 0 | 0 | 0 | 6 | 0 | 0 | 0 | 0 | 1 | 8 | 1 | 0 | \$130,864 | | | | x | |
| Pharmacy | Pharmacological & Pharmaceutic | Das,Joydip | Professor | Full-time | 60% | 25% | 15% | 100% | 0 | 0 | 0 | 1 | 0 | 0 | 0 | 0 | 0 | 3 | 0 | 0 | \$133,316 | | | | x | |
| Pharmacy | Pharmacological & Pharmaceutic | Eriksen,Jason | Associate Professor | Full-time | 40% | 40% | 20% | 100% | 0 | 0 | 1 | 1 | 1 | 0 | 0 | 0 | 0 | 2 | 0 | 0 | \$113,423 | | | | x | |
| Pharmacy | Pharmacological & Pharmaceutic | Ghose,Romi | Associate Professor | Full-time | 50% | 30% | 20% | 100% | 0 | 0 | 2 | 3 | 0 | 0 | 0 | 0 | 2 | 1 | 1 | 0 | \$113,385 | | | | x | |
| Pharmacy | Pharmacological & Pharmaceutic | Guo,Bin | Associate Professor | Full-time | 65% | 25% | 10% | 100% | 0 | 0 | 1 | 4 | 1 | 0 | 0 | 0 | 0 | 3 | 0 | 0 | \$148,202 | | | | x | |
| Pharmacy | Pharmacological & Pharmaceutic | Hao,jiukuan | Associate Professor | Full-time | 85% | 15% | 0% | 100% | 0 | 0 | 0 | 0 | 0 | 0 | 0 | 0 | 0 | 0 | 0 | 0 | \$125,000 | | | | x | |
| Pharmacy | Pharmacological & Pharmaceutic | Hu,Ming | Professor | Full-time | 70% | 25% | 5% | 100% | 0 | 0 | 1 | 5 | 0 | 0 | 0 | 0 | 0 | 7 | 0 | 0 | \$203,104 | | | | x | |
| Pharmacy | Pharmacological & Pharmaceutic | Knoll,Brian J | Associate Professor | Full-time | 5% | 45% | 50% | 100% | 0 | 0 | 0 | 0 | 0 | 0 | 0 | 0 | 0 | 1 | 0 | 0 | \$140,043 | | | | x | |
| Pharmacy | Pharmacological & Pharmaceutic | Koka,Sai Sudha | Research Assistant Professor | Full-time | 75% | 20% | 5% | 100% | 0 | 0 | 0 | 0 | 0 | 0 | 0 | 0 | 0 | 0 | 0 | 0 | \$74,762 | | x | | | |
| Pharmacy | Pharmacological & Pharmaceutic | Kumar,Ashok | Professor | Full-time | 45% | 5% | 50% | 100% | 0 | 0 | 0 | 0 | 0 | 0 | 0 | 0 | 0 | 0 | 0 | 0 | \$185,000 | | | | x | |
| Pharmacy | Pharmacological & Pharmaceutic | Li,Xiang | Research Assistant Professor | Full-time | 100% | 0% | 0% | 100% | 0 | 0 | 0 | 0 | 0 | 0 | 0 | 0 | 0 | 0 | 0 | 0 | \$62,424 | | | | x | |
| Pharmacy | Pharmacological & Pharmaceutic | Liu,Xinli | Associate Professor | Full-time | 60% | 30% | 10% | 100% | 0 | 1 | 2 | 2 | 0 | 0 | 0 | 0 | 0 | 3 | 0 | 0 | \$120,194 | | | | x | |
| Pharmacy | Pharmacological & Pharmaceutic | Marwaha,Aditi | Instructional Assistant Professor | Full-time | 0% | 90% | 10% | 100% | 0 | 0 | 0 | 0 | 2 | 0 | 0 | 0 | 0 | 0 | 1 | 0 | \$59,142 | | | | x | |
| Pharmacy | Pharmacological & Pharmaceutic | McConnell,Bradley K | Associate Professor | Full-time | 50% | 30% | 20% | 100% | 0 | 0 | 5 | 1 | 0 | 0 | 0 | 0 | 4 | 2 | 0 | 0 | \$117,833 | | | | | |

Faculty Workload Report - Fall 2019 and Spring 2020

| | | | | | KEY: UG - Undergraduate Class; GR - Graduate Class; SP - Special Professional Class; ORG - Organized Class; NON - Non Organized Class | | | | | | | | | | | | Funding Source | | | | | | | | |
|--------------|--------------------------------|--------------------------------|-----------------------------------|-----------|---|------------------------|---------|------------------|----------------------------|-----|-----|-----|------------------------------|-----|-----|-----|----------------|----------|-----------|-----------|-------|-----|-----|-----|-----|
| COLLEGE NAME | DEPARTMENT/UNIT | FACULTY NAME | FACULTY TITLE/RANK | FT/PT | AY 19-20 Percent (%) Effort | | | | # Classes Taught Fall 2019 | | | | # Classes Taught Spring 2020 | | | | Salary | Gift | Grant | Local | State | | | | |
| | | | | | Research & Scholarship | Teaching & Instruction | Service | Total (%) Effort | UG | | GR | | SP | | UG | | | | | | | GR | | SP | |
| | | | | | | | | | ORG | NON | ORG | NON | ORG | NON | ORG | NON | | | | | | ORG | NON | ORG | NON |
| Pharmacy | Pharmacological & Pharmaceutic | Statsyuk,Alexander V | Assistant Professor | Full-time | 70% | 20% | 10% | 100% | 0 | 0 | 0 | 2 | 0 | 0 | 0 | 0 | 3 | 0 | 0 | \$117,130 | | | | x | |
| Pharmacy | Pharmacological & Pharmaceutic | Tejada-Simon,Maria Victoria | Associate Professor | Full-time | 5% | 45% | 50% | 100% | 0 | 0 | 0 | 0 | 0 | 0 | 0 | 1 | 0 | 0 | \$113,003 | | | | x | | |
| Pharmacy | Pharmacological & Pharmaceutic | Udugamasooriya,Damith Gomika | Associate Professor | Full-time | 65% | 20% | 15% | 100% | 0 | 0 | 0 | 2 | 0 | 0 | 0 | 0 | 2 | 0 | \$143,442 | | | | x | | |
| Pharmacy | Pharmacological & Pharmaceutic | Wang,Wei | Research Associate Professor | Full-time | 100% | 0% | 0% | 100% | 0 | 0 | 0 | 0 | 0 | 0 | 0 | 0 | 0 | 0 | \$130,050 | | x | | x | | |
| Pharmacy | Pharmacological & Pharmaceutic | Williams,Louis | Associate Professor | Full-time | 0% | 80% | 20% | 100% | 0 | 0 | 0 | 0 | 0 | 0 | 0 | 0 | 1 | 0 | \$111,245 | | | | x | | |
| Pharmacy | Pharmacological & Pharmaceutic | Wu,Lei | Research Assistant Professor | Full-time | 100% | 0% | 0% | 100% | 0 | 0 | 0 | 0 | 0 | 0 | 0 | 0 | 0 | 0 | \$55,000 | | x | | x | | |
| Pharmacy | Pharmacological & Pharmaceutic | Zhang,Ruiwen | Professor | Full-time | 80% | 10% | 10% | 100% | 0 | 0 | 0 | 1 | 0 | 0 | 0 | 0 | 1 | 0 | \$190,684 | | | | x | | |
| Pharmacy | Pharmacological & Pharmaceutic | Zhang,Yang | Associate Professor | Full-time | 65% | 30% | 5% | 100% | 0 | 0 | 0 | 1 | 0 | 0 | 0 | 0 | 1 | 0 | \$135,738 | | | | x | | |
| Technology | Construction Management | Burns,Maria | Instructional Assistant Professor | Full-time | 10% | 80% | 10% | 100% | 4 | 0 | 0 | 0 | 0 | 4 | 0 | 0 | 0 | \$72,100 | | x | | x | | | |
| Technology | Construction Management | Carden,Lila L | Assistant Professor | Full-time | 60% | 30% | 10% | 100% | 0 | 0 | 3 | 0 | 0 | 0 | 0 | 3 | 0 | 0 | \$96,900 | | | | x | | |
| Technology | Construction Management | Cassler,Daniel | Instructional Assistant Professor | Full-time | 0% | 80% | 20% | 100% | 4 | 0 | 0 | 0 | 0 | 4 | 0 | 0 | 0 | 0 | \$79,083 | | | | x | | |
| Technology | Construction Management | Cheng,Liang-Chieh | Associate Professor | Full-time | 40% | 40% | 20% | 100% | 0 | 0 | 3 | 0 | 0 | 0 | 0 | 0 | 0 | 0 | \$103,516 | | | | x | | |
| Technology | Construction Management | Din,Zia Ud | Assistant Professor | Full-time | 60% | 30% | 10% | 100% | 0 | 0 | 1 | 0 | 0 | 0 | 0 | 1 | 1 | 0 | \$80,000 | | | | x | | |
| Technology | Construction Management | Eldin,Neil N | Professor | Full-time | 40% | 40% | 20% | 100% | 0 | 1 | 1 | 0 | 0 | 0 | 1 | 2 | 0 | 0 | \$165,789 | | | | x | | |
| Technology | Construction Management | Gao,Lu | Associate Professor | Full-time | 40% | 40% | 20% | 100% | 0 | 0 | 3 | 1 | 0 | 0 | 0 | 2 | 1 | 0 | \$99,501 | | | | x | | |
| Technology | Construction Management | Henderson,Mary E. | Instructional Assistant Professor | Full-time | 0% | 80% | 20% | 100% | 4 | 0 | 0 | 0 | 0 | 4 | 1 | 0 | 0 | 0 | \$72,650 | | | | x | | |
| Technology | Construction Management | Hopkins,Ronald K. | Instructional Associate Professor | Full-time | 0% | 70% | 30% | 100% | 0 | 0 | 10 | 0 | 0 | 0 | 0 | 10 | 1 | 0 | \$81,969 | | | | x | | |
| Technology | Construction Management | Kidd,Margaret A | Instructional Assistant Professor | Full-time | 0% | 70% | 30% | 100% | 0 | 3 | 2 | 0 | 0 | 4 | 2 | 2 | 0 | 0 | \$79,181 | | | | x | | |
| Technology | Construction Management | Kovach,Jamison | Professor | Full-time | 40% | 40% | 20% | 100% | 0 | 0 | 2 | 0 | 0 | 0 | 0 | 2 | 0 | 0 | \$128,011 | | | | x | | |
| Technology | Construction Management | Senouci,Ahmed | Associate Professor | Full-time | 40% | 40% | 20% | 100% | 22 | 0 | 1 | 1 | 0 | 0 | 17 | 2 | 0 | 0 | \$104,607 | | | | x | | |
| Technology | Construction Management | Song,Lingguang | Professor | Full-time | 40% | 20% | 40% | 100% | 0 | 0 | 5 | 0 | 0 | 0 | 0 | 4 | 0 | 0 | \$114,234 | | | | x | | |
| Technology | Construction Management | Stayshich,David A | Instructional Assistant Professor | Full-time | 0% | 80% | 20% | 100% | 1 | 2 | 0 | 0 | 0 | 0 | 0 | 0 | 0 | 0 | \$101,400 | | | | x | | |
| Technology | Construction Management | Sugawara,Junko | Associate Professor | Full-time | 40% | 40% | 20% | 100% | 0 | 0 | 0 | 0 | 0 | 0 | 1 | 2 | 0 | 0 | \$87,184 | | | | x | | |
| Technology | Dean, Technology | Crawley,David L | Professor of Practice | Full-time | 0% | 40% | 60% | 100% | 2 | 0 | 0 | 0 | 0 | 1 | 0 | 0 | 0 | 0 | \$101,500 | | | | x | | |
| Technology | Engineering Technology | Abdelhadi,Ahmed | Assistant Professor | Full-time | 40% | 40% | 20% | 100% | 1 | 0 | 1 | 0 | 0 | 0 | 0 | 1 | 0 | 0 | \$87,125 | | | | x | | |
| Technology | Engineering Technology | Alba,Kamran | Assistant Professor | Full-time | 40% | 40% | 20% | 100% | 3 | 1 | 1 | 3 | 0 | 2 | 0 | 0 | 0 | 0 | \$88,303 | | | | x | | |
| Technology | Engineering Technology | Attarzadeh,Farrok | Associate Professor | Full-time | 0% | 100% | 0% | 100% | 3 | 0 | 0 | 0 | 0 | 3 | 0 | 0 | 0 | 0 | \$81,626 | | | | x | | |
| Technology | Engineering Technology | Attia,Farouk G | Associate Professor | Full-time | 0% | 80% | 20% | 100% | 3 | 0 | 0 | 0 | 0 | 3 | 0 | 0 | 0 | 0 | \$57,503 | | | | x | | |
| Technology | Engineering Technology | Balan,Venkatesh | Assistant Professor | Full-time | 40% | 40% | 20% | 100% | 3 | 1 | 1 | 1 | 0 | 2 | 1 | 1 | 1 | 0 | \$94,832 | | | | x | | |
| Technology | Engineering Technology | Basaran,Burak | Instructional Assistant Professor | Full-time | 0% | 80% | 20% | 100% | 7 | 0 | 0 | 1 | 0 | 6 | 0 | 0 | 1 | 0 | \$87,782 | | | | x | | |
| Technology | Engineering Technology | Benhaddou,Driss | Associate Professor | Full-time | 40% | 40% | 20% | 100% | 2 | 0 | 0 | 0 | 0 | 2 | 0 | 1 | 0 | 0 | \$105,690 | | | | x | | |
| Technology | Engineering Technology | Bose,Anima B | Associate Professor | Full-time | 40% | 40% | 20% | 100% | 1 | 0 | 1 | 2 | 0 | 2 | 0 | 0 | 1 | 0 | \$93,768 | | | | x | | |
| Technology | Engineering Technology | El Nahas,Medhat A | Instructional Associate Professor | Full-time | 0% | 70% | 30% | 100% | 3 | 0 | 0 | 0 | 0 | 4 | 0 | 1 | 0 | 0 | \$94,286 | | | | x | | |
| Technology | Engineering Technology | Fan,Lei | Assistant Professor | Full-time | 40% | 40% | 20% | 100% | 2 | 0 | 0 | 0 | 0 | 3 | 0 | 0 | 0 | 0 | \$90,000 | | | | x | | |
| Technology | Engineering Technology | Fan,Zheng | Assistant Professor | Full-time | 40% | 40% | 20% | 100% | 1 | 0 | 0 | 0 | 0 | 2 | 0 | 0 | 0 | 0 | \$86,700 | | | | x | | |
| Technology | Engineering Technology | Flavier,Albert B | Instructional Associate Professor | Full-time | 0% | 80% | 20% | 100% | 5 | 0 | 1 | 0 | 0 | 3 | 0 | 1 | 0 | 0 | \$94,873 | | | | x | | |
| Technology | Engineering Technology | Ganapathy,Sivakumar | Assistant Professor | Full-time | 40% | 40% | 20% | 100% | 2 | 0 | 0 | 0 | 0 | 2 | 0 | 0 | 1 | 0 | \$100,043 | | | | x | | |
| Technology | Engineering Technology | Gurkan,Deniz | Associate Professor | Full-time | 40% | 40% | 20% | 100% | 1 | 0 | 2 | 2 | 0 | 2 | 1 | 0 | 3 | 0 | \$112,999 | | | | x | | |
| Technology | Engineering Technology | Iken,Brian N | Professor of Practice | Full-time | 0% | 80% | 20% | 100% | 3 | 2 | 2 | 0 | 0 | 4 | 1 | 3 | 0 | 0 | \$57,750 | | | | x | | |
| Technology | Engineering Technology | Iyer,Rupa S | Professor | Full-time | 100% | 0% | 0% | 100% | 0 | 1 | 0 | 1 | 0 | 0 | 3 | 0 | 1 | 2 | 0 | \$136,361 | | | | x | |
| Technology | Engineering Technology | Lent,Marino Ricardo | Associate Professor | Full-time | 60% | 20% | 20% | 100% | 0 | 0 | 1 | 0 | 0 | 1 | 0 | 0 | 0 | 0 | \$98,726 | | | | x | | |
| Technology | Engineering Technology | Merchant,Fatima Aziz | Associate Professor | Full-time | 40% | 40% | 20% | 100% | 1 | 0 | 3 | 4 | 0 | 1 | 0 | 2 | 3 | 0 | \$106,269 | | | | x | | |
| Technology | Engineering Technology | Moges,Mequanint A | Instructional Professor | Full-time | 0% | 60% | 40% | 100% | 2 | 0 | 0 | 0 | 0 | 2 | 1 | 0 | 0 | 0 | \$105,408 | | | | x | | |
| Technology | Engineering Technology | Obulisamy,Parthiba Karthikeyan | Research Assistant Professor | Full-time | 100% | 0% | 0% | 100% | 0 | 0 | 0 | 0 | 0 | 0 | 0 | 0 | 0 | 0 | \$58,000 | | | | x | | |
| Technology | Engineering Technology | Pollonini,Luca | Assistant Professor | Full-time | 40% | 40% | 20% | 100% | 2 | 0 | 1 | 1 | 0 | 1 | 0 | 2 | 1 | 0 | \$91,790 | | | | x | | |
| Technology | Engineering Technology | Robles Hernandez,Francisco C | Associate Professor | Full-time | 40% | 40% | 20% | 100% | 4 | 0 | 0 | 1 | 0 | 5 | 0 | 0 | 1 | 0 | \$96,736 | | | | x | | |
| Technology | Engineering Technology | Shi,Jian | Assistant Professor | Full-time | 40% | 40% | 20% | 100% | 0 | 0 | 0 | 0 | 0 | 2 | 0 | 0 | 0 | 0 | \$86,700 | | | | x | | |
| Technology | Engineering Technology | Shireen,Wajaha | Professor | Full-time | 40% | 40% | 20% | 100% | 1 | 0 | 0 | 5 | 0 | 3 | 0 | 0 | 3 | 0 | \$130,642 | | | | x | | |
| Technology | Engineering Technology | Singh,Navdeep | Instructional Assistant Professor | Full-time | 0% | 70% | 30% | 100% | 2 | 0 | 0 | 0 | 0 | 6 | 0 | 0 | 0 | 0 | \$87,782 | | | | x | | |
| Technology | Engineering Technology | Yadavalli,Sivaramakrishna | Research Assistant Professor | Full-time | 100% | 0% | 0% | 100% | 0 | 0 | 0 | 0 | 0 | 0 | 0 | 0 | 0 | 0 | \$69,000 | | | | x | | |
| Technology | Engineering Technology | Yuan,Xiaojing | Associate Professor | Full-time | 40% | 40% | 20% | 100% | 2 | 1 | 0 | 0 | 0 | 2 | 1 | 0 | 0 | 0 | \$104,500 | | | | x | | |
| Technology | Engineering Technology | Zhu,Weihsang | Associate Professor | Full-time | 40% | 40% | 20% | 100% | 2 | 0 | 0 | 1 | 0 | 0 | 2 | 0 | 0 | 0 | \$102,500 | | | | x | | |
| Technology | Human Develop & Consumer Sci | Ezell,Shirley D | Associate Professor | Full-time | 10% | 50% | 40% | 100% | 1 | 1 | 1 | 0 | 0 | 2 | 1 | 1 | 0 | 0 | \$115,292 | | | | x | | |
| Technology | Human Develop & Consumer Sci | Goodson,Carole Peterson | Professor | Full-time | 40% | 30% | 30% | 100% | 0 | 0 | 3 | 0 | 0 | 0 | 0 | 2 | 0 | 0 | \$123,205 | | | | x | | |
| Technology | Human Develop & Consumer Sci | Greer,Tomika | Assistant Professor | Full-time | 40% | 30% | 30% | 100% | 1 | 0 | 0 | 0 | 0 | 1 | 0 | 1 | 0 | 0 | \$90,000 | | | | x | | |
| Technology | Human Develop & Consumer Sci | Hines,Andrew Lewis | Assistant Professor | Full-time | 40% | 40% | 20% | 100% | 0 | 0 | 2 | 2 | 0 | 0 | 0 | 2 | 3 | 0 | \$92,622 | | | | x | | |
| Technology | Human Develop & Consumer Sci | Hutchins,Holly M. | Professor | Full-time | 30% | 20% | 50% | 100% | 0 | 0 | 1 | 0 | 0 | 0 | 0 | 1 | 0 | 0 | \$125,633 | | | | x | | |
| Technology | Human Develop & Consumer Sci | Johnson,Olivia | Assistant Professor | Full-time | 40% | 40% | 20% | 100% | 1 | 0 | 1 | 0 | 0 | 2 | 0 | 0 | 0 | 0 | \$88,000 | | | | x | | |
| Technology | Human Develop & Consumer Sci | Norwood,Marcella L | Associate Professor | Full-time | 10% | 50% | 40% | 100% | 2 | 0 | 0 | 0 | 0 | 1 | 0 | 1 | 0 | 0 | \$98,780 | | | | x | | |
| Technology | Human Develop & Consumer Sci | Ortiz,Jaime | Associate Professor | Full-time | 70% | 20% | 10% | 100% | 0 | 0 | 0 | 0 | 0 | 2 | 0 | 0 | 0 | 0 | \$116,897 | | | | x | | |
| Technology | Human Develop & Consumer Sci | Polesello,Daiane | Instructional Assistant Professor | Full-time | 0% | 90% | 10% | 100% | 1 | 1 | 1 | 0 | 0 | 3 | 1 | 1 | 0 | 0 | \$75,000 | | | | x | | |
| Technology | Human Develop & Consumer Sci | Rifai,Rana Ihsan | Lecturer | Full-time | 0% | 100% | 0% | 100% | 4 | 0 | 0 | 0 | 0 | 4 | 0 | 0 | 0 | 0 | \$25,092 | | | | x | | |
| Technology | Human Develop & Consumer Sci | Stewart,Barbara L | Professor | Full-time | 35% | 30% | 35% | 100% | 1 | 0 | 1 | 0 | 0 | 1 | 0 | 0 | 0 | 0 | \$107,625 | | | | | | |

Faculty Workload Report - Fall 2019 and Spring 2020

KEY: UG - Undergraduate Class; GR - Graduate Class; SP - Special Professional Class; ORG - Organized Class; NON - Non Organized Class

| COLLEGE NAME | DEPARTMENT/UNIT | FACULTY NAME | FACULTY TITLE/RANK | FT/PT | AY 19-20 Percent (%) Effort | | | | (# Classes Taught Fall 2019) | | | | | | (# Classes Taught Spring 2020) | | | | | | Funding Source | | | | |
|-------------------------|--------------------------------|--------------------------------|-----------------------------------|-----------|-----------------------------|------------------------|---------|------------------|------------------------------|-----|-----|-----|-----|-----|--------------------------------|-----|-----|-----|-----|-----|----------------|------|-------|-------|-------|
| | | | | | Research & Scholarship | Teaching & Instruction | Service | Total (%) Effort | UG | | GR | | SP | | UG | | GR | | SP | | Salary | Gift | Grant | Local | State |
| | | | | | | | | | ORG | NON | ORG | NON | ORG | NON | ORG | NON | ORG | NON | ORG | NON | | | | | |
| Technology | Info & Logistics Technology | Bronk,Robert C. | Assistant Professor | Full-time | 40% | 40% | 20% | 100% | 1 | 0 | 1 | 0 | 0 | 0 | 1 | 0 | 1 | 0 | 0 | 0 | \$120,442 | | | | x |
| Technology | Info & Logistics Technology | Brown,Houghton Gregory | Lecturer | Full-time | 0% | 80% | 20% | 100% | 4 | 0 | 0 | 0 | 0 | 0 | 5 | 0 | 0 | 0 | 0 | 0 | \$50,750 | | | x | |
| Technology | Info & Logistics Technology | Conklin,William A | Professor | Full-time | 40% | 40% | 20% | 100% | 0 | 0 | 5 | 1 | 0 | 0 | 0 | 0 | 3 | 0 | 0 | 0 | \$143,225 | | | | x |
| Technology | Info & Logistics Technology | De Vega,Jaime M | Lecturer | Full-time | 0% | 80% | 20% | 100% | 2 | 0 | 0 | 0 | 0 | 0 | 1 | 0 | 0 | 0 | 0 | 0 | \$65,975 | | | x | |
| Technology | Info & Logistics Technology | Detillier,Bret James | Instructional Professor | Full-time | 0% | 60% | 40% | 100% | 3 | 0 | 0 | 0 | 0 | 0 | 2 | 0 | 0 | 0 | 0 | 0 | \$83,998 | | | x | |
| Technology | Info & Logistics Technology | Evans,Gerald S | Instructional Professor | Full-time | 0% | 80% | 20% | 100% | 4 | 0 | 0 | 0 | 0 | 0 | 3 | 1 | 0 | 0 | 0 | 0 | \$96,729 | | | | x |
| Technology | Info & Logistics Technology | Faiyaz,Sajida | Lecturer | Full-time | 0% | 80% | 20% | 100% | 4 | 0 | 0 | 0 | 0 | 0 | 4 | 0 | 0 | 0 | 0 | 0 | \$60,000 | | | x | |
| Technology | Info & Logistics Technology | Feriante,Chris | Lecturer | Full-time | 0% | 80% | 20% | 100% | 4 | 0 | 0 | 0 | 0 | 0 | 4 | 0 | 0 | 0 | 0 | 0 | \$40,000 | | | x | |
| Technology | Info & Logistics Technology | Kinsey,Denise M | Assistant Professor | Full-time | 40% | 40% | 20% | 100% | 2 | 0 | 0 | 0 | 0 | 0 | 1 | 0 | 1 | 0 | 0 | 0 | \$103,135 | | | x | |
| Technology | Info & Logistics Technology | Lendasse,Amaury | Associate Professor | Full-time | 40% | 40% | 20% | 100% | 2 | 0 | 0 | 0 | 0 | 0 | 2 | 0 | 0 | 0 | 0 | 0 | \$122,400 | | | | x |
| Technology | Info & Logistics Technology | Lindner,Peggy | Assistant Professor | Full-time | 70% | 20% | 10% | 100% | 1 | 0 | 0 | 0 | 0 | 0 | 1 | 0 | 1 | 0 | 0 | 0 | \$85,000 | | | x | |
| Technology | Info & Logistics Technology | Martinez,Jose C | Instructional Assistant Professor | Full-time | 0% | 80% | 20% | 100% | 8 | 0 | 0 | 0 | 0 | 0 | 4 | 0 | 0 | 0 | 0 | 0 | \$104,744 | | | x | |
| Technology | Info & Logistics Technology | Mehring,Brian George | Instructional Associate Professor | Full-time | 0% | 70% | 30% | 100% | 1 | 2 | 0 | 0 | 0 | 0 | 2 | 1 | 0 | 0 | 0 | 0 | \$69,573 | | | x | |
| Technology | Info & Logistics Technology | Mietschin,Susan L | Associate Professor | Full-time | 10% | 70% | 20% | 100% | 3 | 0 | 0 | 0 | 0 | 0 | 3 | 1 | 0 | 0 | 0 | 0 | \$83,639 | | | x | x |
| Technology | Info & Logistics Technology | Pierce,Jean Terio | Instructional Assistant Professor | Full-time | 0% | 80% | 20% | 100% | 2 | 0 | 0 | 0 | 0 | 0 | 2 | 1 | 0 | 0 | 0 | 0 | \$70,700 | | | x | |
| Technology | Info & Logistics Technology | Piercy,Penelope Junker | Lecturer | Full-time | 0% | 80% | 20% | 100% | 4 | 0 | 0 | 0 | 0 | 0 | 4 | 0 | 0 | 0 | 0 | 0 | \$40,000 | | | x | |
| Technology | Info & Logistics Technology | Rodwell,Elizabeth Ann | Assistant Professor | Full-time | 70% | 20% | 10% | 100% | 1 | 1 | 0 | 0 | 0 | 0 | 0 | 1 | 0 | 0 | 0 | 0 | \$85,000 | | | x | |
| Technology | Info & Logistics Technology | Snyder,Philip Charles | Instructional Associate Professor | Full-time | 0% | 80% | 20% | 100% | 2 | 0 | 0 | 0 | 0 | 0 | 2 | 1 | 0 | 0 | 0 | 0 | \$81,146 | | | x | |
| Technology | Info & Logistics Technology | Tangeman,Anthony C | Lecturer | Full-time | 0% | 80% | 20% | 100% | 4 | 0 | 0 | 0 | 0 | 0 | 4 | 0 | 0 | 0 | 0 | 0 | \$40,000 | | | x | |
| Technology | Info & Logistics Technology | Velusamy,Gandhimathi | Lecturer | Full-time | 0% | 80% | 20% | 100% | 4 | 0 | 0 | 0 | 0 | 0 | 4 | 0 | 0 | 0 | 0 | 0 | \$60,000 | | | x | |
| Technology | Info & Logistics Technology | Waite,Jerry J | Professor | Full-time | 10% | 60% | 30% | 100% | 3 | 0 | 0 | 0 | 0 | 0 | 3 | 1 | 0 | 0 | 0 | 0 | \$127,177 | | | x | |
| Technology | Info & Logistics Technology | Wu,Xuqing | Assistant Professor | Full-time | 40% | 40% | 20% | 100% | 1 | 0 | 1 | 0 | 0 | 0 | 2 | 0 | 0 | 0 | 0 | 0 | \$101,936 | | | | x |
| Technology | Info & Logistics Technology | Zhang,Yunpeng | Assistant Professor | Full-time | 40% | 40% | 20% | 100% | 2 | 0 | 0 | 0 | 0 | 0 | 1 | 0 | 1 | 0 | 0 | 0 | \$103,530 | | | | x |
| Business Administration | Accountancy & Taxation | Bailey-Rihawi,Esther Elizabeth | Adjunct Faculty | Part-time | 0% | 100% | 0% | 100% | 0 | 0 | 0 | 0 | 0 | 0 | 0 | 0 | 0 | 0 | 0 | 0 | \$9,000 | | | x | |
| Business Administration | Accountancy & Taxation | Bennett,Michael Lee | Adjunct Faculty | Part-time | 0% | 100% | 0% | 100% | 0 | 0 | 0 | 0 | 0 | 0 | 2 | 0 | 1 | 0 | 0 | 0 | \$10,000 | | | x | |
| Business Administration | Accountancy & Taxation | Evetts,Nancy Zalmanek | Adjunct Faculty | Part-time | 0% | 100% | 0% | 100% | 0 | 0 | 1 | 0 | 0 | 0 | 0 | 0 | 1 | 0 | 0 | 0 | \$18,000 | | | x | |
| Business Administration | Accountancy & Taxation | Fernandez,Ramon | Sr Lecturer | Part-time | 0% | 80% | 20% | 100% | 4 | 0 | 0 | 0 | 0 | 0 | 3 | 0 | 0 | 0 | 0 | 0 | \$55,501 | | | | x |
| Business Administration | Accountancy & Taxation | Green,John L. | Professor of Practice | Part-time | 0% | 80% | 20% | 100% | 2 | 0 | 1 | 0 | 0 | 0 | 6 | 0 | 3 | 0 | 0 | 0 | \$52,530 | | | | x |
| Business Administration | Accountancy & Taxation | Leavins,Johnny R | Adjunct Faculty | Part-time | 0% | 100% | 0% | 100% | 4 | 0 | 0 | 0 | 0 | 0 | 1 | 0 | 0 | 0 | 0 | 0 | \$24,000 | | | x | |
| Business Administration | Accountancy & Taxation | Nowicki,Laura D | Adjunct Faculty | Part-time | 0% | 100% | 0% | 100% | 0 | 0 | 1 | 0 | 0 | 0 | 0 | 0 | 0 | 0 | 0 | 0 | \$9,000 | | | x | |
| Business Administration | Accountancy & Taxation | Ramaswamy,Vinita | Adjunct Faculty | Part-time | 0% | 100% | 0% | 100% | 4 | 0 | 2 | 0 | 0 | 0 | 4 | 0 | 2 | 0 | 0 | 0 | \$36,000 | | | x | |
| Business Administration | Accountancy & Taxation | Ramey,Dan T | Adjunct Faculty | Part-time | 0% | 100% | 0% | 100% | 1 | 0 | 2 | 0 | 0 | 0 | 0 | 0 | 2 | 0 | 0 | 0 | \$36,000 | | | x | |
| Business Administration | Accountancy & Taxation | Ratliff,Richard Byron | Adjunct Faculty | Part-time | 0% | 100% | 0% | 100% | 0 | 0 | 0 | 0 | 0 | 0 | 0 | 0 | 1 | 0 | 0 | 0 | \$9,000 | | | x | |
| Business Administration | Accountancy & Taxation | Spartalis,Emmanuel Michael | Adjunct Faculty | Part-time | 0% | 100% | 0% | 100% | 4 | 0 | 2 | 0 | 0 | 0 | 2 | 0 | 1 | 0 | 0 | 0 | \$36,000 | | | x | |
| Business Administration | Accountancy & Taxation | Terry,Ellen Warren | Professor of Practice | Part-time | 0% | 60% | 40% | 100% | 2 | 0 | 2 | 0 | 0 | 0 | 2 | 0 | 3 | 0 | 0 | 0 | \$56,053 | | | x | |
| Business Administration | Decision & Information Science | Boren,Patrick | Adjunct Faculty | Part-time | 0% | 100% | 0% | 100% | 1 | 0 | 1 | 0 | 0 | 0 | 1 | 0 | 1 | 0 | 0 | 0 | \$10,000 | | | x | |
| Business Administration | Decision & Information Science | Burns,Robert Joseph | Adjunct Faculty | Part-time | 0% | 100% | 0% | 100% | 1 | 0 | 0 | 0 | 0 | 0 | 0 | 0 | 0 | 0 | 0 | 0 | \$5,000 | | | x | |
| Business Administration | Decision & Information Science | Campbell,Phillip James | Adjunct Faculty | Part-time | 0% | 100% | 0% | 100% | 2 | 0 | 0 | 0 | 0 | 0 | 2 | 0 | 1 | 0 | 0 | 0 | \$32,000 | | | x | |
| Business Administration | Decision & Information Science | Eierdam,Richard R | Adjunct Faculty | Part-time | 0% | 100% | 0% | 100% | 1 | 0 | 0 | 0 | 0 | 0 | 1 | 0 | 0 | 0 | 0 | 0 | \$10,000 | | | x | |
| Business Administration | Decision & Information Science | Gonzalez Jr,Friderick | Adjunct Faculty | Part-time | 0% | 100% | 0% | 100% | 1 | 0 | 1 | 0 | 0 | 0 | 1 | 0 | 1 | 0 | 0 | 0 | \$12,000 | | | x | |
| Business Administration | Decision & Information Science | Hernandez,Jesus S | Adjunct Faculty | Part-time | 0% | 100% | 0% | 100% | 1 | 0 | 0 | 0 | 0 | 0 | 0 | 0 | 0 | 0 | 0 | 0 | \$5,000 | | | x | |
| Business Administration | Decision & Information Science | Hou,Jinghui | Adjunct Faculty | Part-time | 0% | 100% | 0% | 100% | 1 | 0 | 2 | 0 | 0 | 0 | 2 | 0 | 2 | 0 | 0 | 0 | \$32,000 | | | x | |
| Business Administration | Decision & Information Science | Johnson,Glynn L | Adjunct Faculty | Part-time | 0% | 100% | 0% | 100% | 0 | 0 | 1 | 0 | 0 | 0 | 1 | 0 | 1 | 0 | 0 | 0 | \$10,000 | | | x | |
| Business Administration | Decision & Information Science | Knighton,William B | Lecturer | Part-time | 0% | 100% | 0% | 100% | 4 | 0 | 0 | 0 | 0 | 0 | 3 | 0 | 0 | 0 | 0 | 0 | \$35,000 | | | x | |
| Business Administration | Decision & Information Science | Messinger,Jacob Nelson | Lecturer | Part-time | 0% | 100% | 0% | 100% | 3 | 0 | 0 | 0 | 0 | 0 | 3 | 0 | 0 | 0 | 0 | 0 | \$30,000 | | | x | |
| Business Administration | Decision & Information Science | Nwafor,Onyinye | Adjunct Faculty | Part-time | 0% | 100% | 0% | 100% | 1 | 0 | 0 | 0 | 0 | 0 | 1 | 0 | 0 | 0 | 0 | 0 | \$16,000 | | | x | |
| Business Administration | Decision & Information Science | Pena,Juan F | Adjunct Faculty | Part-time | 0% | 100% | 0% | 100% | 2 | 0 | 1 | 0 | 0 | 0 | 2 | 0 | 1 | 0 | 0 | 0 | \$30,000 | | | x | |
| Business Administration | Executive Degree Programs | Gasca,Amparo Amy | Adjunct Faculty | Part-time | 0% | 100% | 0% | 100% | 0 | 0 | 0 | 0 | 0 | 0 | 0 | 0 | 1 | 0 | 0 | 0 | \$10,000 | | | x | |
| Business Administration | Finance | Adams,James S | Adjunct Faculty | Part-time | 0% | 100% | 0% | 100% | 0 | 0 | 0 | 0 | 0 | 0 | 0 | 0 | 0 | 0 | 0 | 0 | \$8,000 | | | x | |
| Business Administration | Finance | Arbogast,Stephen V | Active Faculty Retiree | Part-time | 0% | 100% | 0% | 100% | 0 | 0 | 0 | 0 | 0 | 0 | 0 | 0 | 0 | 0 | 0 | 0 | \$8,500 | | | x | |
| Business Administration | Finance | Azuki,Acho Kelechi | Adjunct Faculty | Part-time | 0% | 100% | 0% | 100% | 0 | 0 | 1 | 0 | 0 | 0 | 0 | 0 | 0 | 0 | 0 | 0 | \$8,000 | | | x | |
| Business Administration | Finance | Bean,Gregory S. | Adjunct Faculty | Part-time | 0% | 100% | 0% | 100% | 0 | 0 | 1 | 1 | 0 | 0 | 0 | 0 | 0 | 1 | 0 | 0 | \$8,000 | | | x | |
| Business Administration | Finance | Bellman Jr,Donald H | Active Faculty Retiree | Part-time | 0% | 100% | 0% | 100% | 0 | 0 | 0 | 0 | 0 | 0 | 0 | 0 | 0 | 0 | 0 | 0 | \$4,000 | | | x | |
| Business Administration | Finance | Bryant,Stephen J | Adjunct Faculty | Part-time | 0% | 100% | 0% | 100% | 0 | 0 | 0 | 0 | 0 | 0 | 0 | 0 | 0 | 0 | 0 | 0 | \$6,000 | | | x | |
| Business Administration | Finance | Carvalho,Diogo | Adjunct Faculty | Part-time | 0% | 100% | 0% | 100% | 0 | 0 | 0 | 0 | 0 | 0 | 1 | 0 | 0 | 0 | 0 | 0 | \$8,000 | | | x | |
| Business Administration | Finance | Coleman,Alfred G | Adjunct Faculty | Part-time | 0% | 100% | 0% | 100% | 1 | 0 | 0 | 0 | 0 | 0 | 1 | 0 | 0 | 0 | 0 | 0 | \$16,000 | | | x | |
| Business Administration | Finance | Disch,Chad Alan | Adjunct Faculty | Part-time | 0% | 100% | 0% | 100% | 0 | 0 | 0 | 0 | 0 | 0 | 1 | 0 | 0 | 0 | 0 | 0 | \$8,000 | | | x | |
| Business Administration | Finance | Fields,John W | Adjunct Faculty | Part-time | 0% | 100% | 0% | 100% | 1 | 0 | 0 | 0 | 0 | 0 | 0 | 0 | 0 | 0 | 0 | 0 | \$8,000 | | | x | |
| Business Administration | Finance | G Barreto de Carvalho,Emilia | Adjunct Faculty | Part-time | 0% | 100% | 0% | 100% | 2 | 0 | 0 | 0 | 0 | 0 | 0 | 0 | 0 | 0 | 0 | 0 | \$16,000 | | | x | |
| Business Administration | Finance | Gilmer,Robert W | Adjunct Faculty | Part-time | 0% | 100% | 0% | 100% | 0 | 0 | 0 | 0 | 0 | 0 | 0 | 0 | 0 | 0 | 0 | 0 | \$40,000 | | x | | |
| Business Administration | Finance | Hare-Everline,Nicole B. | Adjunct Faculty | Part-time | 0% | 100% | 0% | 100% | 0 | 0 | 0 | 0 | 0 | 0 | 0 | 0 | 0 | 0 | 0 | 0 | \$8,000 | | | x | |
| Business Administration | Finance | Hargrove,Carey David | Adjunct Faculty | Part-time | 0% | 100% | 0% | 100% | 0 | 0 | 0 | 0 | 0 | 0 | 0 | 0 | 0 | 0 | 0 | 0 | \$4,000 | | | x | |
| Business Administration | Finance | Harvey,Danny | Adjunct Faculty | Part-time | 0% | 100% | 0% | 100% | 0 | 0 | 0 | 0 | 0 | 0 | 1 | 0 | 0 | 0 | 0 | 0 | \$8,000 | | | x | |
| Business Administration | Finance | Hong,James | Adjunct Faculty | Part-time | 0% | 100% | 0% | 100% | 1 | 0 | 0 | 0 | 0 | 0 | 1 | 0 | 0 | 0 | 0 | 0 | \$16,000 | | | x | |
| Business Administration | Finance | Hughes,James F | Adjunct Faculty | Part-time | 0% | 100% | 0% | 100% | 1 | 0 | 0 | 0 | 0 | 0 | 2 | 0 | 0 | 0 | 0 | 0 | \$24,000 | | | x | |
| Business Administration | Finance | Jacobus,Charles J | Adjunct Faculty | Part-time | 0% | 100% | 0% | 100% | 0 | 0 | 0 | 0 | 0 | 0 | 0 | 0 | 0 | 0 | 0 | 0 | \$24,000 | | | x | |
| Business Administration | Finance | Koc,Burhan | Adjunct Faculty | Part-time | 0% | 100% | 0% | 100% | 0 | 0 | 1 | 0 | 0 | 0 | 0 | 0 | 1 | 0 | 0 | 0 | \$1,067 | | | x | |
| Business Administration | Finance | Lara,Alexander J | Professor of Practice | Part-time | 0% | 100% | 0% | 100% | 2 | 0 | 0 | 0 | 0 | 0 | 3 | 0 | 1 | | | | | | | | |

Faculty Workload Report - Fall 2019 and Spring 2020

KEY: UG - Undergraduate Class; GR - Graduate Class; SP - Special Professional Class; ORG - Organized Class; NON - Non Organized Class

| COLLEGE NAME | DEPARTMENT/UNIT | FACULTY NAME | FACULTY TITLE/RANK | FT/PT | AY 19-20 Percent (%) Effort | | | | # Classes Taught Fall 2019 | | | | | | # Classes Taught Spring 2020 | | | | | | Funding Source | | | | |
|-------------------------|--------------------------------|---------------------------|-------------------------|-----------|-----------------------------|------------------------|---------|------------------|----------------------------|-----|-----|-----|-----|-----|------------------------------|-----|-----|-----|-----|-----------|----------------|------|-------|-------|-------|
| | | | | | Research & Scholarship | Teaching & Instruction | Service | Total (%) Effort | ORG | NON | ORG | NON | ORG | NON | ORG | NON | ORG | NON | ORG | NON | Salary | Gift | Grant | Local | State |
| | | | | | | | | | | | | | | | | | | | | | | | | | |
| Business Administration | Finance | Lara,Cynthia K | Adjunct Faculty | Part-time | 0% | 100% | 0% | 100% | 0 | 0 | 0 | 0 | 0 | 0 | 1 | 0 | 0 | 0 | 0 | 0 | \$8,000 | | | | x |
| Business Administration | Finance | Li,Yu | Adjunct Faculty | Part-time | 0% | 100% | 0% | 100% | 0 | 0 | 0 | 0 | 0 | 0 | 0 | 0 | 2 | 0 | 0 | 0 | \$8,000 | | | | x |
| Business Administration | Finance | Mukavitz,Colleen Marie | Adjunct Faculty | Part-time | 0% | 100% | 0% | 100% | 1 | 0 | 2 | 0 | 0 | 0 | 0 | 0 | 0 | 0 | 0 | \$8,000 | | | | x | |
| Business Administration | Finance | Munchbach,Jim | Adjunct Faculty | Part-time | 0% | 100% | 0% | 100% | 1 | 0 | 0 | 0 | 0 | 0 | 1 | 0 | 0 | 0 | 0 | \$16,000 | | | | x | |
| Business Administration | Finance | Picazo,Cindy Lee | Adjunct Faculty | Part-time | 0% | 100% | 0% | 100% | 0 | 0 | 0 | 0 | 0 | 0 | 0 | 0 | 0 | 0 | 0 | \$8,000 | | | | x | |
| Business Administration | Finance | Quigley,Donald | Adjunct Faculty | Part-time | 0% | 100% | 0% | 100% | 0 | 0 | 1 | 0 | 0 | 0 | 0 | 0 | 0 | 0 | 0 | \$2,000 | | | | x | |
| Business Administration | Finance | Rando,Scott | Adjunct Faculty | Part-time | 0% | 100% | 0% | 100% | 0 | 0 | 0 | 0 | 0 | 0 | 0 | 0 | 1 | 0 | 0 | \$8,000 | | | | x | |
| Business Administration | Finance | Sloss,Robert L | Adjunct Faculty | Part-time | 0% | 100% | 0% | 100% | 0 | 0 | 0 | 0 | 0 | 0 | 0 | 0 | 1 | 0 | 0 | \$16,000 | | | | x | |
| Business Administration | Finance | Smith III,Edwin A | Adjunct Faculty | Part-time | 0% | 100% | 0% | 100% | 2 | 0 | 2 | 0 | 0 | 0 | 2 | 0 | 2 | 0 | 0 | \$40,000 | | | | x | |
| Business Administration | Finance | Soman,Aditya | Adjunct Faculty | Part-time | 0% | 100% | 0% | 100% | 1 | 0 | 1 | 0 | 0 | 0 | 0 | 0 | 0 | 0 | 0 | \$12,000 | | | | x | |
| Business Administration | Finance | Thompson,Joseph Lee | Lecturer | Part-time | 0% | 100% | 0% | 100% | 4 | 0 | 0 | 0 | 0 | 0 | 6 | 0 | 0 | 0 | 0 | \$32,000 | | | | x | |
| Business Administration | Finance | Winograd,Jerold | Adjunct Faculty | Part-time | 0% | 100% | 0% | 100% | 0 | 0 | 0 | 0 | 0 | 0 | 0 | 0 | 1 | 0 | 0 | \$4,000 | | | | x | |
| Business Administration | Finance | Witte,Jerome | Adjunct Faculty | Part-time | 0% | 100% | 0% | 100% | 0 | 0 | 0 | 0 | 0 | 0 | 1 | 0 | 0 | 0 | 0 | \$8,000 | | | | x | |
| Business Administration | Finance | Woods,James D | Adjunct Faculty | Part-time | 0% | 100% | 0% | 100% | 0 | 0 | 1 | 0 | 0 | 0 | 0 | 1 | 0 | 0 | 0 | \$12,000 | | | | x | |
| Business Administration | Finance | Wright,Larry Thomas | Adjunct Faculty | Part-time | 0% | 100% | 0% | 100% | 0 | 0 | 0 | 0 | 0 | 0 | 0 | 0 | 0 | 0 | 0 | \$8,000 | | | | x | |
| Business Administration | Management Department | Angelides,Christos O | Adjunct Faculty | Part-time | 0% | 100% | 0% | 100% | 0 | 0 | 0 | 0 | 0 | 0 | 0 | 0 | 0 | 0 | 0 | \$8,000 | | | | x | |
| Business Administration | Management Department | Evans,Klavdia Markelova | Adjunct Faculty | Part-time | 0% | 100% | 0% | 100% | 0 | 0 | 0 | 0 | 0 | 0 | 1 | 0 | 0 | 0 | 0 | \$6,000 | | | | x | |
| Business Administration | Management Department | Hofmeister,John | Adjunct Faculty | Part-time | 0% | 100% | 0% | 100% | 2 | 0 | 0 | 0 | 0 | 0 | 2 | 0 | 1 | 0 | 0 | \$20,000 | | | | x | |
| Business Administration | Management Department | Salaiz,Ashley | Adjunct Faculty | Part-time | 0% | 100% | 0% | 100% | 1 | 0 | 0 | 0 | 0 | 0 | 2 | 0 | 0 | 0 | 0 | \$18,000 | | | | x | |
| Business Administration | Management Department | Tawse,Alex | Adjunct Faculty | Part-time | 0% | 100% | 0% | 100% | 0 | 0 | 0 | 0 | 0 | 0 | 1 | 0 | 0 | 0 | 0 | \$6,000 | | | | x | |
| Business Administration | Management Department | Williams,John M | Adjunct Faculty | Part-time | 0% | 100% | 0% | 100% | 2 | 0 | 2 | 0 | 0 | 0 | 1 | 0 | 0 | 0 | 0 | \$18,000 | | | | x | |
| Business Administration | Marketing Department | Beveridge,Ivana | Adjunct Faculty | Part-time | 0% | 100% | 0% | 100% | 1 | 0 | 0 | 0 | 0 | 0 | 2 | 0 | 0 | 0 | 0 | \$16,000 | | | | x | |
| Business Administration | Marketing Department | Galvani,Paul | Adjunct Faculty | Part-time | 0% | 100% | 0% | 100% | 0 | 0 | 1 | 0 | 0 | 0 | 0 | 1 | 0 | 0 | 0 | \$4,000 | | | | x | |
| Business Administration | Marketing Department | Garbarino,Daniel Paul | Adjunct Faculty | Part-time | 0% | 100% | 0% | 100% | 0 | 0 | 0 | 0 | 0 | 0 | 0 | 0 | 0 | 0 | 0 | \$11,000 | | | | x | |
| Business Administration | Marketing Department | Gavin,Daniel Yaakov | Adjunct Faculty | Part-time | 0% | 100% | 0% | 100% | 0 | 0 | 1 | 0 | 0 | 0 | 0 | 1 | 0 | 0 | 0 | \$8,000 | | | | x | |
| Business Administration | Marketing Department | Maheshwari,Saket | Adjunct Faculty | Part-time | 0% | 100% | 0% | 100% | 0 | 0 | 0 | 0 | 0 | 0 | 0 | 0 | 0 | 0 | 0 | \$4,000 | | | | x | |
| Business Administration | Marketing Department | Mocer,Grace | Adjunct Faculty | Part-time | 0% | 100% | 0% | 100% | 0 | 0 | 0 | 0 | 0 | 0 | 0 | 0 | 0 | 0 | 0 | \$7,000 | | | | x | |
| Business Administration | Marketing Department | Morabito,Philip A | Adjunct Faculty | Part-time | 0% | 100% | 0% | 100% | 0 | 0 | 0 | 0 | 0 | 0 | 0 | 1 | 0 | 0 | 0 | \$4,000 | | | | x | |
| Business Administration | Marketing Department | Muschalk,Monica Harper | Adjunct Faculty | Part-time | 0% | 100% | 0% | 100% | 2 | 0 | 0 | 0 | 0 | 0 | 2 | 0 | 0 | 0 | 0 | \$16,000 | | | | x | |
| Business Administration | Marketing Department | Noriega,Jaime L | Adjunct Faculty | Part-time | 0% | 100% | 0% | 100% | 1 | 0 | 0 | 0 | 0 | 0 | 2 | 0 | 0 | 0 | 0 | \$15,000 | | | | x | |
| Business Administration | Marketing Department | Pettiette,Michael R | Adjunct Faculty | Part-time | 0% | 100% | 0% | 100% | 0 | 0 | 1 | 0 | 0 | 0 | 0 | 1 | 0 | 0 | 0 | \$8,000 | | | | x | |
| Business Administration | Marketing Department | Pineda,Dalia Rivera | Adjunct Faculty | Part-time | 0% | 100% | 0% | 100% | 0 | 0 | 1 | 0 | 0 | 0 | 0 | 1 | 0 | 0 | 0 | \$13,000 | | | | x | |
| Business Administration | Wolff Ctr For Entrepreneurship | Bobbora,William R | Adjunct Faculty | Part-time | 0% | 100% | 0% | 100% | 0 | 0 | 0 | 0 | 0 | 0 | 0 | 0 | 0 | 0 | 0 | \$10,000 | | | | x | |
| Business Administration | Wolff Ctr For Entrepreneurship | Boles,James Read | Adjunct Faculty | Part-time | 0% | 100% | 0% | 100% | 1 | 0 | 1 | 0 | 0 | 0 | 2 | 0 | 1 | 0 | 0 | \$17,500 | | | | x | |
| Business Administration | Wolff Ctr For Entrepreneurship | Gonzalez,Liana | Adjunct Faculty | Part-time | 0% | 100% | 0% | 100% | 0 | 0 | 0 | 0 | 0 | 0 | 1 | 0 | 1 | 0 | 0 | \$3,000 | | | | x | |
| Business Administration | Wolff Ctr For Entrepreneurship | Marathi,Chandrakala | Lecturer | Part-time | 0% | 0% | 100% | 100% | 0 | 0 | 0 | 0 | 0 | 0 | 0 | 0 | 0 | 0 | 0 | \$24,000 | | | | x | |
| Business Administration | Wolff Ctr For Entrepreneurship | Rassin,Keith David | Adjunct Faculty | Part-time | 0% | 80% | 20% | 100% | 2 | 0 | 1 | 0 | 0 | 0 | 2 | 0 | 2 | 0 | 0 | \$25,000 | | | | x | |
| College of Medicine | Biomedical Sciences | Rosen,Daniel Gustavo | Adjunct Assoc Professor | Part-time | 0% | 0% | 100% | 100% | 0 | 0 | 0 | 0 | 0 | 0 | 0 | 0 | 0 | 0 | 0 | \$20,000 | | | | x | |
| College of Medicine | Clinical Sciences | LEUGERS,CAMILLE MARIE | Clinical Assoc Prof | Part-time | 0% | 0% | 100% | 100% | 0 | 0 | 0 | 0 | 0 | 0 | 0 | 0 | 0 | 0 | 0 | \$170,000 | | | | x | |
| College of Medicine | Community Health | Buck,David S | Clinical Professor | Part-time | 0% | 0% | 100% | 100% | 0 | 0 | 0 | 0 | 0 | 0 | 0 | 0 | 0 | 0 | 0 | \$202,493 | | | | x | |
| College of Medicine | Health Syst & Population Sci | Janda,Kenneth Wayne | Adjunct Faculty | Part-time | 0% | 0% | 100% | 100% | 0 | 0 | 0 | 0 | 0 | 0 | 0 | 0 | 0 | 0 | 0 | \$40,000 | | | | x | |
| College of Medicine | Medical Education | Bush,Ruth Lee | Clinical Professor | Part-time | 0% | 0% | 100% | 100% | 0 | 0 | 0 | 0 | 0 | 0 | 0 | 0 | 0 | 0 | 0 | \$266,500 | | | | x | |
| College of Nursing | Deans Office - CON | Butler,Laura | Lecturer | Part-time | 0% | 100% | 0% | 100% | 0 | 0 | 0 | 0 | 0 | 0 | 0 | 0 | 0 | 0 | 0 | \$24,654 | | | | x | |
| College of Nursing | Deans Office - CON | Chatman,David L | Lecturer | Part-time | 0% | 100% | 0% | 100% | 0 | 0 | 0 | 0 | 0 | 0 | 0 | 0 | 0 | 0 | 0 | \$17,514 | | | | x | |
| College of Nursing | Deans Office - CON | CHERIAN,ROSHAN | Lecturer | Part-time | 0% | 100% | 0% | 100% | 0 | 0 | 0 | 0 | 0 | 0 | 0 | 0 | 0 | 0 | 0 | \$4,074 | | | | x | |
| College of Nursing | Deans Office - CON | Easley,Carson Ann | Lecturer | Part-time | 0% | 100% | 0% | 100% | 0 | 0 | 0 | 0 | 0 | 0 | 0 | 0 | 0 | 0 | 0 | \$11,466 | | | | x | |
| College of Nursing | Deans Office - CON | McIntyre,Maria Teresa | Research Professor | Part-time | 90% | 0% | 10% | 100% | 0 | 0 | 0 | 0 | 0 | 0 | 0 | 0 | 0 | 0 | 0 | \$20,000 | | | | x | |
| College of Nursing | Deans Office - CON | Moss,Edtrina Latrice | Lecturer | Part-time | 0% | 100% | 0% | 100% | 0 | 0 | 0 | 0 | 0 | 0 | 1 | 0 | 0 | 0 | 0 | \$5,292 | | | | x | |
| College of Nursing | Deans Office - CON | Murray,Kristine | Lecturer | Part-time | 0% | 100% | 0% | 100% | 0 | 0 | 0 | 0 | 0 | 0 | 1 | 0 | 0 | 0 | 0 | \$6,216 | | | | x | |
| College of Nursing | Deans Office - CON | Nguyen,Trung Dien | Lecturer | Part-time | 0% | 100% | 0% | 100% | 0 | 0 | 0 | 0 | 0 | 0 | 0 | 0 | 0 | 0 | 0 | \$8,862 | | | | x | |
| College of Nursing | Deans Office - CON | Olivares,Arielle Danielle | Lecturer | Part-time | 0% | 100% | 0% | 100% | 0 | 0 | 0 | 0 | 0 | 0 | 0 | 0 | 0 | 0 | 0 | \$12,852 | | | | x | |
| College of Nursing | Deans Office - CON | Oyekola,Bisola | Lecturer | Part-time | 0% | 100% | 0% | 100% | 0 | 0 | 0 | 0 | 0 | 0 | 0 | 0 | 0 | 0 | 0 | \$18,354 | | | | x | |
| College of Nursing | Deans Office - CON | Ozdenvar,Marcia | Lecturer | Part-time | 0% | 100% | 0% | 100% | 0 | 0 | 0 | 0 | 0 | 0 | 0 | 0 | 0 | 0 | 0 | \$14,868 | | | | x | |
| College of Nursing | Deans Office - CON | Payton,Isaac | Lecturer | Part-time | 0% | 100% | 0% | 100% | 0 | 0 | 0 | 0 | 0 | 0 | 0 | 0 | 0 | 0 | 0 | \$16,548 | | | | x | |
| College of Nursing | Deans Office - CON | Rodriguez,Miranda | Lecturer | Part-time | 0% | 100% | 0% | 100% | 0 | 0 | 0 | 0 | 0 | 0 | 0 | 0 | 0 | 0 | 0 | \$2,730 | | | | x | |
| College of Nursing | Deans Office - CON | Samuel,ESMY Anna | Lecturer | Part-time | 0% | 100% | 0% | 100% | 0 | 0 | 0 | 0 | 0 | 0 | 0 | 0 | 0 | 0 | 0 | \$7,266 | | | | x | |
| College of Nursing | Deans Office - CON | Summers,Cathy Renee | Lecturer | Part-time | 0% | 100% | 0% | 100% | 0 | 0 | 2 | 0 | 0 | 0 | 0 | 0 | 0 | 0 | 0 | \$4,074 | | | | x | |
| College of Nursing | Deans Office - CON | Wickizer,Mary Catherine | Lecturer | Part-time | 0% | 100% | 0% | 100% | 0 | 0 | 0 | 0 | 0 | 0 | 0 | 0 | 0 | 0 | 0 | \$6,930 | | | | x | |
| College of Nursing | Deans Office - CON | Wolfe,Courtney K | Lecturer | Part-time | 0% | 100% | 0% | 100% | 0 | 0 | 0 | 0 | 0 | 0 | 0 | 0 | 0 | 0 | 0 | \$5,082 | | | | x | |
| College of the Arts | Art | alcaraz,benjamin alan | Adjunct Faculty | Part-time | 0% | 100% | 0% | 100% | 0 | 0 | 0 | 0 | 0 | 0 | 0 | 0 | 0 | 0 | 0 | \$3,750 | | | | x | |
| College of the Arts | Art | Barbee,Robert N | Lecturer | Part-time | 0% | 100% | 0% | 100% | 2 | 2 | 3 | 0 | 0 | 0 | 2 | 1 | 2 | 0 | 0 | \$21,000 | | | | x | |
| College of the Arts | Art | Bizman,Cristina | Adjunct Faculty | Part-time | 0% | 100% | 0% | 100% | 1 | 0 | 0 | 0 | 0 | 0 | 1 | 0 | 0 | 0 | 0 | \$7,000 | | | | x | |
| College of the Arts | Art | Boncy,Jean S | Adjunct Faculty | Part-time | 0% | 100% | 0% | 100% | 1 | 0 | 0 | 0 | 0 | 0 | 1 | 0 | 0 | 0 | 0 | \$7,000 | | | | x | |
| College of the Arts | Art | Chen,Mark | Adjunct Faculty | Part-time | 0% | 100% | 0% | 100% | 2 | 0 | 0 | 0 | 0 | 0 | 2 | 0 | 0 | 0 | 0 | \$14,000 | | | | x | |
| College of the Arts | Art | Christlieb,Lauren Nicole | Adjunct Faculty | Part-time | 0% | 100% | 0% | 100% | 1 | 0 | 0 | 0 | 0 | 0 | 2 | 0 | 0 | 0 | 0 | \$10,750 | | | | x | |
| College of the Arts | Art | Crawford,Kyla Marie | Adjunct Faculty | Part-time | 0% | 100% | 0% | 100% | 3 | 0 | 0 | 0 | 0 | 0 | 3 | 0 | 0 | 0 | 0 | \$7,500 | | | | x | |
| College of the Arts | Art | Crawford,Kyla Marie | Lecturer | Part-time | 0% | 100% | 0% | 100% | 3 | 0 | 0 | 0 | 0 | 0 | 3 | 0 | 0 | 0 | 0 | \$9,750 | | | | x | |
| College of the Arts | Art | DeHoyos,Ashley Delara | Lecturer | Part-time | 0% | 100% | 0% | 100% | 0 | 0 | 0 | 0 | 0 | 0 | 0 | 0 | 0 | 0 | 0 | \$4,000 | | | | x | |

Faculty Workload Report - Fall 2019 and Spring 2020

KEY: UG - Undergraduate Class; GR - Graduate Class; SP - Special Professional Class; ORG - Organized Class; NON - Non Organized Class

| COLLEGE NAME | DEPARTMENT/UNIT | FACULTY NAME | FACULTY TITLE/RANK | FT/PT | AY 19-20 Percent (%) Effort | | | | # Classes Taught Fall 2019 | | | | | | # Classes Taught Spring 2020 | | | | | | Funding Source | | | | | | | | | |
|---------------------|-------------------------|--------------------------------|------------------------------|-----------|-----------------------------|------------------------|---------|------------------|----------------------------|-----|-----|-----|-----|-----|------------------------------|-----|-----|-----|-----|-----|----------------|------|-------|-------|----------|---|--|--|---|--|
| | | | | | Research & Scholarship | Teaching & Instruction | Service | Total (%) Effort | UG | | GR | | SP | | UG | | GR | | SP | | Salary | Gift | Grant | Local | State | | | | | |
| | | | | | | | | | ORG | NON | ORG | NON | ORG | NON | ORG | NON | ORG | NON | ORG | NON | | | | | | | | | | |
| College of the Arts | Art | Flores,Rachel Kam | Adjunct Faculty | Part-time | 0% | 100% | 0% | 100% | 1 | 0 | 0 | 0 | 0 | 0 | 0 | 0 | 0 | 0 | 0 | 0 | 0 | 0 | 0 | 0 | \$3,250 | | | | x | |
| College of the Arts | Art | Forcier,Sunni N | Adjunct Faculty | Part-time | 0% | 100% | 0% | 100% | 2 | 0 | 0 | 0 | 0 | 0 | 0 | 0 | 0 | 0 | 0 | 0 | 0 | 0 | 0 | 0 | \$6,500 | | | | x | |
| College of the Arts | Art | Forse,John | Adjunct Faculty | Part-time | 0% | 100% | 0% | 100% | 2 | 0 | 0 | 0 | 0 | 0 | 0 | 2 | 0 | 0 | 0 | 0 | 0 | 0 | 0 | 0 | \$14,000 | | | | x | |
| College of the Arts | Art | Garza,Enrique | Adjunct Faculty | Part-time | 0% | 100% | 0% | 100% | 0 | 0 | 0 | 0 | 0 | 0 | 1 | 0 | 0 | 0 | 0 | 0 | 0 | 0 | 0 | 0 | \$3,750 | | | | x | |
| College of the Arts | Art | Giampietro,Francis A | Lecturer | Part-time | 0% | 100% | 0% | 100% | 3 | 0 | 1 | 0 | 0 | 0 | 1 | 0 | 1 | 0 | 0 | 0 | 0 | 0 | 0 | 0 | \$35,541 | | | | x | |
| College of the Arts | Art | Goeser,Caroline Frances | Adjunct Faculty | Part-time | 0% | 100% | 0% | 100% | 1 | 0 | 1 | 0 | 0 | 0 | 0 | 0 | 0 | 0 | 0 | 0 | 0 | 0 | 0 | 0 | \$3,250 | | | | x | |
| College of the Arts | Art | Gresham,Zachary Evan | Lecturer | Part-time | 0% | 100% | 0% | 100% | 0 | 0 | 0 | 0 | 0 | 0 | 0 | 0 | 0 | 1 | 0 | 0 | 0 | 0 | 0 | 0 | \$4,000 | | | | x | |
| College of the Arts | Art | Gross,Zoe Aurelia | Adjunct Faculty | Part-time | 0% | 100% | 0% | 100% | 2 | 0 | 0 | 0 | 0 | 0 | 3 | 0 | 0 | 0 | 0 | 0 | 0 | 0 | 0 | 0 | \$9,750 | | | | x | |
| College of the Arts | Art | Gross,Zoe Aurelia | Lecturer | Part-time | 0% | 100% | 0% | 100% | 2 | 0 | 0 | 0 | 0 | 0 | 3 | 0 | 0 | 0 | 0 | 0 | 0 | 0 | 0 | 0 | \$11,250 | | | | x | |
| College of the Arts | Art | Hays,Carolyn Jane | Lecturer | Part-time | 0% | 100% | 0% | 100% | 0 | 0 | 1 | 0 | 0 | 0 | 0 | 0 | 0 | 0 | 0 | 0 | 0 | 0 | 0 | 0 | \$4,000 | | | | x | |
| College of the Arts | Art | Jamaluddin,Mohd Ikhram | Adjunct Faculty | Part-time | 0% | 100% | 0% | 100% | 1 | 0 | 0 | 0 | 0 | 0 | 1 | 0 | 0 | 0 | 0 | 0 | 0 | 0 | 0 | 0 | \$7,000 | | | | x | |
| College of the Arts | Art | Kelley,David William | Adjunct Faculty | Part-time | 0% | 100% | 0% | 100% | 1 | 0 | 0 | 0 | 0 | 0 | 0 | 0 | 0 | 0 | 0 | 0 | 0 | 0 | 0 | 0 | \$3,250 | | | | x | |
| College of the Arts | Art | Kellner,Sara | Lecturer | Part-time | 0% | 100% | 0% | 100% | 0 | 0 | 0 | 0 | 0 | 0 | 1 | 0 | 0 | 0 | 0 | 0 | 0 | 0 | 0 | 0 | \$4,000 | | | | x | |
| College of the Arts | Art | Kubala,Jessica Taylor | Adjunct Faculty | Part-time | 0% | 100% | 0% | 100% | 0 | 0 | 0 | 0 | 0 | 0 | 1 | 0 | 0 | 0 | 0 | 0 | 0 | 0 | 0 | 0 | \$3,750 | | | | x | |
| College of the Arts | Art | Kulha,Shay Thornton | Lecturer | Part-time | 0% | 100% | 0% | 100% | 0 | 0 | 1 | 0 | 0 | 0 | 0 | 0 | 0 | 0 | 0 | 0 | 0 | 0 | 0 | 0 | \$4,000 | | | | x | |
| College of the Arts | Art | Lapeyrouse,Seth Micheal | Adjunct Faculty | Part-time | 0% | 100% | 0% | 100% | 1 | 0 | 0 | 0 | 0 | 0 | 0 | 0 | 0 | 0 | 0 | 0 | 0 | 0 | 0 | 0 | \$3,250 | | | | x | |
| College of the Arts | Art | Lazar,Andrea Gail | Lecturer | Part-time | 0% | 100% | 0% | 100% | 0 | 0 | 1 | 0 | 0 | 0 | 0 | 0 | 0 | 0 | 0 | 0 | 0 | 0 | 0 | 0 | \$4,000 | | | | x | |
| College of the Arts | Art | Linander,Cierra Frances | Adjunct Faculty | Part-time | 0% | 100% | 0% | 100% | 1 | 0 | 0 | 0 | 0 | 0 | 0 | 0 | 0 | 0 | 0 | 0 | 0 | 0 | 0 | 0 | \$3,250 | | | | x | |
| College of the Arts | Art | Lohman,Lauren | Adjunct Faculty | Part-time | 0% | 100% | 0% | 100% | 1 | 0 | 0 | 0 | 0 | 0 | 2 | 0 | 0 | 0 | 0 | 0 | 0 | 0 | 0 | 0 | \$10,750 | | | | x | |
| College of the Arts | Art | Luks Jacobs,Joel | Lecturer | Part-time | 0% | 100% | 0% | 100% | 0 | 0 | 0 | 1 | 0 | 0 | 0 | 0 | 0 | 0 | 1 | 0 | 0 | 0 | 0 | 0 | \$4,000 | | | | x | |
| College of the Arts | Art | Markello,Carol Mae Green | Active Faculty Retiree | Part-time | 0% | 100% | 0% | 100% | 0 | 0 | 0 | 0 | 0 | 0 | 0 | 0 | 0 | 0 | 0 | 0 | 0 | 0 | 0 | 0 | \$4,000 | | | | x | |
| College of the Arts | Art | Masterson,Patrick D | Lecturer | Part-time | 0% | 100% | 0% | 100% | 3 | 0 | 1 | 0 | 0 | 0 | 3 | 0 | 3 | 0 | 0 | 0 | 0 | 0 | 0 | 0 | \$38,024 | | | | x | |
| College of the Arts | Art | Meza,Edgar | Adjunct Faculty | Part-time | 0% | 100% | 0% | 100% | 2 | 0 | 0 | 0 | 0 | 0 | 1 | 0 | 0 | 0 | 0 | 0 | 0 | 0 | 0 | 0 | \$10,250 | | | | x | |
| College of the Arts | Art | Napier,Laura | Adjunct Faculty | Part-time | 0% | 100% | 0% | 100% | 1 | 0 | 0 | 0 | 0 | 0 | 0 | 0 | 0 | 0 | 0 | 0 | 0 | 0 | 0 | 0 | \$3,250 | | | | x | |
| College of the Arts | Art | Orto,Luisa | Lecturer | Part-time | 0% | 100% | 0% | 100% | 3 | 0 | 2 | 0 | 0 | 0 | 3 | 0 | 2 | 0 | 0 | 0 | 0 | 0 | 0 | 0 | \$20,000 | | | | x | |
| College of the Arts | Art | Payne,Brendettae | Lecturer | Part-time | 0% | 100% | 0% | 100% | 0 | 0 | 0 | 0 | 0 | 0 | 0 | 0 | 1 | 0 | 0 | 0 | 0 | 0 | 0 | 0 | \$4,000 | | | | x | |
| College of the Arts | Art | Read,Jonathan Robert | Adjunct Faculty | Part-time | 0% | 100% | 0% | 100% | 2 | 0 | 0 | 0 | 0 | 0 | 0 | 0 | 0 | 0 | 0 | 0 | 0 | 0 | 0 | 0 | \$6,500 | | | | x | |
| College of the Arts | Art | Rich,Andrew | Adjunct Faculty | Part-time | 0% | 100% | 0% | 100% | 1 | 0 | 0 | 0 | 0 | 0 | 0 | 0 | 0 | 0 | 0 | 0 | 0 | 0 | 0 | 0 | \$3,250 | | | | x | |
| College of the Arts | Art | Richardo,Nicole D | Lecturer | Part-time | 0% | 100% | 0% | 100% | 0 | 0 | 0 | 0 | 0 | 0 | 0 | 1 | 0 | 0 | 0 | 0 | 0 | 0 | 0 | 0 | \$4,000 | | | | x | |
| College of the Arts | Art | Schnell,Eric Lee | Adjunct Faculty | Part-time | 0% | 100% | 0% | 100% | 2 | 0 | 1 | 0 | 0 | 0 | 0 | 0 | 0 | 0 | 0 | 0 | 0 | 0 | 0 | 0 | \$6,500 | | | | x | |
| College of the Arts | Art | Sicinski,Michael J | Lecturer | Part-time | 0% | 100% | 0% | 100% | 8 | 0 | 0 | 0 | 0 | 0 | 5 | 0 | 2 | 0 | 0 | 0 | 0 | 0 | 0 | 0 | \$7,500 | | | | x | |
| College of the Arts | Art | Squier,Alexander | Adjunct Faculty | Part-time | 0% | 100% | 0% | 100% | 1 | 0 | 1 | 0 | 0 | 0 | 1 | 0 | 1 | 0 | 0 | 0 | 0 | 0 | 0 | 0 | \$10,750 | | | | x | |
| College of the Arts | Art | Stern,Lindsey Rose | Adjunct Faculty | Part-time | 0% | 100% | 0% | 100% | 2 | 0 | 0 | 0 | 0 | 0 | 2 | 0 | 0 | 0 | 0 | 0 | 0 | 0 | 0 | 0 | \$14,000 | | | | x | |
| College of the Arts | Art | Switzer,Christopher P | Adjunct Faculty | Part-time | 0% | 100% | 0% | 100% | 1 | 0 | 0 | 0 | 0 | 0 | 1 | 0 | 0 | 0 | 0 | 0 | 0 | 0 | 0 | 0 | \$7,000 | | | | x | |
| College of the Arts | Art | Taylor,Glenn E | Lecturer | Part-time | 0% | 100% | 0% | 100% | 0 | 0 | 1 | 0 | 0 | 0 | 0 | 0 | 0 | 0 | 0 | 0 | 0 | 0 | 0 | 0 | \$4,000 | | | | x | |
| College of the Arts | Art | Townsend,Justine M | Lecturer | Part-time | 0% | 100% | 0% | 100% | 0 | 0 | 1 | 0 | 0 | 0 | 0 | 0 | 0 | 0 | 0 | 0 | 0 | 0 | 0 | 0 | \$4,000 | | | | x | |
| College of the Arts | Art | Vance,Kelli S | Adjunct Faculty | Part-time | 0% | 100% | 0% | 100% | 1 | 1 | 1 | 1 | 0 | 0 | 0 | 0 | 0 | 0 | 0 | 0 | 0 | 0 | 0 | 0 | \$3,250 | | | | x | |
| College of the Arts | Art | Williams,Celeste | Adjunct Faculty | Part-time | 0% | 100% | 0% | 100% | 2 | 0 | 0 | 0 | 0 | 0 | 2 | 0 | 0 | 0 | 0 | 0 | 0 | 0 | 0 | 0 | \$14,000 | | | | x | |
| College of the Arts | Art | Williams,Matthew Joseph | Adjunct Faculty | Part-time | 0% | 100% | 0% | 100% | 0 | 0 | 1 | 0 | 0 | 0 | 0 | 0 | 0 | 0 | 0 | 0 | 0 | 0 | 0 | 0 | \$3,250 | | | | x | |
| College of the Arts | Art | Willis,William H | Adjunct Faculty | Part-time | 0% | 100% | 0% | 100% | 2 | 0 | 0 | 0 | 0 | 0 | 2 | 0 | 0 | 0 | 0 | 0 | 0 | 0 | 0 | 0 | \$14,000 | | | | x | |
| College of the Arts | CWM Center for the Arts | Castro Pantoja,Daniel Fernando | Scholar-in-Residence | Part-time | 50% | 50% | 0% | 100% | 0 | 0 | 1 | 0 | 0 | 0 | 0 | 0 | 1 | 0 | 0 | 0 | 0 | 0 | 0 | 0 | \$43,500 | x | | | | |
| College of the Arts | CWM Center for the Arts | O'Hare,Matt B | Scholar-in-Residence | Part-time | 50% | 50% | 0% | 100% | 0 | 0 | 0 | 0 | 0 | 0 | 2 | 0 | 2 | 0 | 0 | 0 | 0 | 0 | 0 | 0 | \$43,500 | x | | | | |
| College of the Arts | Deans Office - Arts | Longoria,Jose Isabel | Lecturer | Part-time | 0% | 100% | 0% | 100% | 0 | 0 | 0 | 0 | 0 | 0 | 0 | 0 | 0 | 0 | 0 | 0 | 0 | 0 | 0 | 0 | \$20,000 | | | | x | |
| College of the Arts | Music | Austin,Alan S | Adjunct Faculty | Part-time | 0% | 100% | 0% | 100% | 0 | 1 | 0 | 0 | 0 | 0 | 0 | 1 | 0 | 0 | 0 | 0 | 0 | 0 | 0 | 0 | \$2,813 | | | | x | |
| College of the Arts | Music | Austin,James L | Active Faculty Retiree | Part-time | 0% | 100% | 0% | 100% | 0 | 0 | 0 | 0 | 0 | 0 | 0 | 0 | 0 | 0 | 0 | 0 | 0 | 0 | 0 | 0 | \$4,200 | | | | x | |
| College of the Arts | Music | Averyt,Zachary Benjamin | Affiliate Artist | Part-time | 0% | 100% | 0% | 100% | 0 | 3 | 0 | 0 | 0 | 0 | 0 | 4 | 0 | 0 | 0 | 0 | 0 | 0 | 0 | 0 | \$16,500 | | | | x | |
| College of the Arts | Music | Barton,Mark | Active Faculty Retiree | Part-time | 0% | 80% | 20% | 100% | 1 | 5 | 1 | 0 | 0 | 0 | 0 | 2 | 0 | 0 | 0 | 0 | 0 | 0 | 0 | 0 | \$6,188 | | | | x | |
| College of the Arts | Music | Bigwood,Cora Morgan | Active Faculty Retiree | Part-time | 0% | 100% | 0% | 100% | 0 | 0 | 0 | 0 | 0 | 0 | 0 | 0 | 0 | 0 | 1 | 0 | 0 | 0 | 0 | 0 | \$10,000 | | | | x | |
| College of the Arts | Music | Brooks,Wayne A | Affiliate Artist | Part-time | 0% | 100% | 0% | 100% | 0 | 3 | 0 | 3 | 0 | 0 | 0 | 2 | 0 | 1 | 0 | 0 | 0 | 0 | 0 | 0 | \$21,750 | | | | x | |
| College of the Arts | Music | Choi,Estelle | Visiting Assistant Professor | Part-time | 40% | 40% | 20% | 100% | 0 | 0 | 0 | 0 | 0 | 0 | 0 | 3 | 0 | 2 | 0 | 0 | 0 | 0 | 0 | 0 | \$55,000 | | | | x | |
| College of the Arts | Music | Diehl,Alaina B | Lecturer | Part-time | 0% | 100% | 0% | 100% | 0 | 0 | 0 | 0 | 0 | 0 | 1 | 0 | 0 | 0 | 0 | 0 | 0 | 0 | 0 | 0 | \$2,500 | | | | x | |
| College of the Arts | Music | Dinitz,Adam L | Affiliate Artist | Part-time | 0% | 100% | 0% | 100% | 0 | 4 | 0 | 0 | 0 | 0 | 0 | 2 | 0 | 0 | 0 | 0 | 0 | 0 | 0 | 0 | \$18,000 | | | | x | |
| College of the Arts | Music | Dorough,Aralee | Affiliate Artist | Part-time | 0% | 100% | 0% | 100% | 0 | 0 | 0 | 4 | 0 | 0 | 0 | 0 | 0 | 1 | 0 | 0 | 0 | 0 | 0 | 0 | \$10,500 | | | | x | |
| College of the Arts | Music | Fischer,Jonathan | Affiliate Artist | Part-time | 0% | 100% | 0% | 100% | 0 | 2 | 0 | 3 | 0 | 0 | 0 | 1 | 0 | 3 | 0 | 0 | 0 | 0 | 0 | 0 | \$20,250 | | | | x | |
| College of the Arts | Music | Fulgham,Joel | Affiliate Artist | Part-time | 0% | 100% | 0% | 100% | 0 | 2 | 0 | 0 | 0 | 0 | 0 | 1 | 0 | 0 | 0 | 0 | 0 | 0 | 0 | 0 | \$4,875 | | | | x | |
| College of the Arts | Music | Garza,Paul Victor | Lecturer | Part-time | 0% | 100% | 0% | 100% | 3 | 0 | 1 | 0 | 0 | 0 | 3 | 0 | 0 | 0 | 0 | 0 | 0 | 0 | 0 | 0 | \$16,000 | | | | x | |
| College of the Arts | Music | Griffin,Randall S | Affiliate Artist | Part-time | 0% | 100% | 0% | 100% | 0 | 5 | 0 | 0 | 0 | 0 | 0 | 5 | 0 | 0 | 0 | 0 | 0 | 0 | 0 | 0 | \$28,902 | | | | x | |
| College of the Arts | Music | Hughes,Mark Alan | Affiliate Artist | Part-time | 0% | 100% | 0% | 100% | 0 | 3 | 0 | 1 | 0 | 0 | 0 | 3 | 0 | 1 | 0 | 0 | 0 | 0 | 0 | 0 | \$28,500 | | | | x | |
| College of the Arts | Music | Johnson,Robert | Affiliate Artist | Part-time | 0% | 100% | 0% | 100% | 0 | 4 | 0 | 4 | 0 | 0 | 0 | 3 | 0 | 3 | 0 | 0 | 0 | 0 | 0 | 0 | \$26,95 | | | | | |

Faculty Workload Report - Fall 2019 and Spring 2020

KEY: UG - Undergraduate Class; GR - Graduate Class; SP - Special Professional Class; ORG - Organized Class; NON - Non Organized Class

| COLLEGE NAME | DEPARTMENT/UNIT | FACULTY NAME | FACULTY TITLE/RANK | FT/PT | AY 19-20 Percent (%) Effort | | | | (#) Classes Taught Fall 2019 | | | | | | (#) Classes Taught Spring 2020 | | | | | | Funding Source | | | | | | |
|---------------------|--------------------------|-------------------------------|------------------------|-----------|-----------------------------|------------------------|---------|------------------|------------------------------|-----|-----|-----|-----|-----|--------------------------------|-----|-----|-----|-----|-----|----------------|------|----------|-------|-------|---|---|
| | | | | | Research & Scholarship | Teaching & Instruction | Service | Total (%) Effort | UG | | GR | | SP | | UG | | GR | | SP | | Salary | Gift | Grant | Local | State | | |
| | | | | | | | | | ORG | NON | ORG | NON | ORG | NON | ORG | NON | ORG | NON | ORG | NON | | | | | | | |
| College of the Arts | Music | Rowell,Chester D | Active Faculty Retiree | Part-time | 0% | 100% | 0% | 100% | 0 | 0 | 0 | 0 | 0 | 0 | 0 | 0 | 0 | 0 | 0 | 0 | 0 | 0 | \$23,376 | | | x | |
| College of the Arts | Music | Russell,Peggy | Affiliate Artist | Part-time | 0% | 100% | 0% | 100% | 1 | 5 | 0 | 0 | 0 | 0 | 1 | 6 | 1 | 0 | 0 | 0 | 0 | 0 | \$30,375 | | | x | |
| College of the Arts | Music | Suhr,Melissa D | Affiliate Artist | Part-time | 0% | 100% | 0% | 100% | 1 | 5 | 1 | 0 | 0 | 0 | 1 | 5 | 1 | 0 | 0 | 0 | 0 | 0 | \$36,551 | | | x | |
| College of the Arts | Music | Vassallo,Jim Cates | Active Faculty Retiree | Part-time | 0% | 100% | 0% | 100% | 0 | 0 | 0 | 0 | 0 | 0 | 0 | 0 | 0 | 0 | 0 | 0 | 0 | 0 | \$17,062 | | | x | |
| College of the Arts | Music | Vinson,Danny S | Affiliate Artist | Part-time | 0% | 100% | 0% | 100% | 0 | 4 | 0 | 0 | 0 | 0 | 0 | 8 | 0 | 0 | 0 | 0 | 0 | 0 | \$20,401 | | | x | |
| College of the Arts | Music | Wagner,Elise L | Affiliate Artist | Part-time | 0% | 100% | 0% | 100% | 0 | 5 | 0 | 3 | 0 | 0 | 0 | 7 | 0 | 2 | 0 | 0 | 0 | 0 | \$37,612 | | | x | |
| College of the Arts | Music | Walp,Robert McNamee | Affiliate Artist | Part-time | 0% | 100% | 0% | 100% | 1 | 3 | 1 | 0 | 0 | 0 | 0 | 2 | 0 | 0 | 0 | 0 | 0 | 0 | \$27,000 | | | x | |
| College of the Arts | Music | Welch,Carl | Affiliate Artist | Part-time | 0% | 100% | 0% | 100% | 2 | 0 | 0 | 0 | 0 | 0 | 2 | 0 | 0 | 0 | 0 | 0 | 0 | 0 | \$12,000 | | | x | |
| College of the Arts | Music | Wheeler,Mike | Affiliate Artist | Part-time | 0% | 100% | 0% | 100% | 0 | 1 | 0 | 0 | 0 | 0 | 0 | 0 | 0 | 0 | 0 | 0 | 0 | 0 | \$750 | | | x | |
| College of the Arts | Music | Young,Carrie Reid | Adjunct Faculty | Part-time | 0% | 100% | 0% | 100% | 0 | 0 | 0 | 1 | 0 | 0 | 0 | 0 | 0 | 0 | 0 | 0 | 0 | 0 | \$3,500 | | | x | |
| College of the Arts | Theatre | Black,Shelley Calene | Adjunct Faculty | Part-time | 0% | 100% | 0% | 100% | 0 | 0 | 0 | 0 | 0 | 0 | 1 | 0 | 0 | 0 | 0 | 0 | 0 | 0 | \$3,500 | | | | x |
| College of the Arts | Theatre | Bobet,Jacqueline A | Lecturer | Part-time | 0% | 100% | 0% | 100% | 1 | 2 | 0 | 1 | 0 | 0 | 1 | 2 | 0 | 0 | 0 | 0 | 0 | 0 | \$17,000 | | | | x |
| College of the Arts | Theatre | Brincks,Alan | Adjunct Faculty | Part-time | 0% | 100% | 0% | 100% | 2 | 0 | 0 | 0 | 0 | 0 | 3 | 0 | 0 | 0 | 0 | 0 | 0 | 0 | \$7,000 | | | | x |
| College of the Arts | Theatre | Brincks,Alan | Lecturer | Part-time | 0% | 100% | 0% | 100% | 2 | 0 | 0 | 0 | 0 | 0 | 3 | 0 | 0 | 0 | 0 | 0 | 0 | 0 | \$10,500 | | | | x |
| College of the Arts | Theatre | Christy,Alison L | Lecturer | Part-time | 0% | 100% | 0% | 100% | 1 | 0 | 1 | 0 | 0 | 0 | 1 | 0 | 1 | 0 | 0 | 0 | 0 | 0 | \$28,000 | | | | x |
| College of the Arts | Theatre | Chuter,Frank Philip | Adjunct Faculty | Part-time | 0% | 100% | 0% | 100% | 1 | 0 | 0 | 0 | 0 | 0 | 0 | 0 | 0 | 0 | 0 | 0 | 0 | 0 | \$3,000 | | | | x |
| College of the Arts | Theatre | Egging,Jon Leo | Lecturer | Part-time | 0% | 100% | 0% | 100% | 1 | 0 | 0 | 0 | 0 | 0 | 3 | 0 | 0 | 0 | 0 | 0 | 0 | 0 | \$22,900 | | | x | x |
| College of the Arts | Theatre | Hinkel,Heidi Anne | Lecturer | Part-time | 0% | 100% | 0% | 100% | 3 | 0 | 0 | 0 | 0 | 0 | 3 | 0 | 0 | 0 | 0 | 0 | 0 | 0 | \$21,000 | | | | x |
| College of the Arts | Theatre | Jackson,Tracie | Adjunct Faculty | Part-time | 0% | 100% | 0% | 100% | 0 | 0 | 0 | 0 | 0 | 0 | 1 | 0 | 0 | 0 | 0 | 0 | 0 | 0 | \$2,200 | | | | x |
| College of the Arts | Theatre | Lorenzo-Lasa,Riolama Mercedes | Lecturer | Part-time | 0% | 100% | 0% | 100% | 0 | 2 | 0 | 1 | 0 | 0 | 0 | 1 | 0 | 0 | 0 | 0 | 0 | 0 | \$10,000 | | | | x |
| College of the Arts | Theatre | Noble,Melissa Lynn | Lecturer | Part-time | 0% | 50% | 50% | 100% | 1 | 0 | 0 | 1 | 0 | 0 | 2 | 0 | 0 | 0 | 0 | 0 | 0 | 0 | \$24,000 | | | | x |
| College of the Arts | Theatre | Oliver,Suzanne Kathryn | Adjunct Faculty | Part-time | 0% | 100% | 0% | 100% | 0 | 1 | 0 | 0 | 0 | 0 | 0 | 0 | 0 | 0 | 0 | 0 | 0 | 0 | \$3,500 | | | | x |
| College of the Arts | Theatre | Ozsoy,Firat Kazbek | Adjunct Faculty | Part-time | 0% | 100% | 0% | 100% | 0 | 1 | 0 | 0 | 0 | 0 | 0 | 1 | 0 | 0 | 0 | 0 | 0 | 0 | \$10,000 | | | | x |
| College of the Arts | Theatre | Scates,Leslie Ann | Adjunct Faculty | Part-time | 0% | 100% | 0% | 100% | 1 | 0 | 0 | 0 | 0 | 0 | 0 | 1 | 0 | 0 | 0 | 0 | 0 | 0 | \$6,000 | | | | x |
| College of the Arts | Theatre | Torres,Sophia L | Adjunct Faculty | Part-time | 0% | 100% | 0% | 100% | 0 | 0 | 0 | 0 | 0 | 0 | 0 | 0 | 0 | 0 | 0 | 0 | 0 | 0 | \$2,500 | | | | x |
| College of the Arts | Theatre | Watt,Sophia M | Adjunct Faculty | Part-time | 0% | 100% | 0% | 100% | 0 | 0 | 0 | 0 | 0 | 0 | 0 | 1 | 0 | 0 | 0 | 0 | 0 | 0 | \$3,500 | | | | x |
| College of the Arts | Theatre | Young,Courtney Leigh | Lecturer | Part-time | 0% | 100% | 0% | 100% | 2 | 0 | 0 | 0 | 0 | 0 | 2 | 0 | 0 | 0 | 0 | 0 | 0 | 0 | \$17,500 | | | x | x |
| College of the Arts | Theatre | Yuill,Lori | Adjunct Faculty | Part-time | 0% | 100% | 0% | 100% | 0 | 0 | 0 | 0 | 0 | 0 | 1 | 0 | 0 | 0 | 0 | 0 | 0 | 0 | \$3,500 | | | | x |
| Education | Curriculum & Instruction | Abraham,Sharon | Lecturer | Part-time | 0% | 100% | 0% | 100% | 0 | 0 | 1 | 0 | 0 | 0 | 0 | 0 | 0 | 0 | 0 | 0 | 0 | 0 | \$3,900 | | | | x |
| Education | Curriculum & Instruction | Ahlf,Michael | Adjunct Faculty | Part-time | 0% | 100% | 0% | 100% | 1 | 0 | 0 | 0 | 0 | 0 | 0 | 0 | 0 | 0 | 0 | 0 | 0 | 0 | \$1,250 | | | | x |
| Education | Curriculum & Instruction | Alba,Shannon Marie | Lecturer | Part-time | 0% | 100% | 0% | 100% | 0 | 0 | 0 | 0 | 0 | 0 | 1 | 0 | 0 | 0 | 0 | 0 | 0 | 0 | \$3,700 | | | | x |
| Education | Curriculum & Instruction | Artman,Bryan M | Lecturer | Part-time | 0% | 100% | 0% | 100% | 0 | 0 | 1 | 0 | 0 | 0 | 0 | 0 | 0 | 0 | 0 | 0 | 0 | 0 | \$4,000 | | | | x |
| Education | Curriculum & Instruction | Bailer,Jill | Lecturer | Part-time | 0% | 100% | 0% | 100% | 2 | 0 | 0 | 0 | 0 | 0 | 1 | 0 | 0 | 0 | 0 | 0 | 0 | 0 | \$12,000 | | | | x |
| Education | Curriculum & Instruction | Burren,Roni Leigh | Lecturer | Part-time | 0% | 100% | 0% | 100% | 1 | 0 | 0 | 0 | 0 | 0 | 0 | 0 | 0 | 0 | 0 | 0 | 0 | 0 | \$4,000 | | | | x |
| Education | Curriculum & Instruction | Butler,Dawn Adalyn | Lecturer | Part-time | 0% | 100% | 0% | 100% | 1 | 0 | 0 | 0 | 0 | 0 | 1 | 0 | 0 | 0 | 0 | 0 | 0 | 0 | \$8,000 | | | | x |
| Education | Curriculum & Instruction | Callahan,Mekiva | Lecturer | Part-time | 0% | 100% | 0% | 100% | 1 | 0 | 0 | 0 | 0 | 0 | 0 | 0 | 0 | 0 | 0 | 0 | 0 | 0 | \$3,700 | | | | x |
| Education | Curriculum & Instruction | Cisneros,Frank Nicolas | Lecturer | Part-time | 0% | 100% | 0% | 100% | 0 | 0 | 1 | 0 | 0 | 0 | 0 | 0 | 1 | 0 | 0 | 0 | 0 | 0 | \$10,000 | | | | x |
| Education | Curriculum & Instruction | Cuesta Medina,Jhon A | Lecturer | Part-time | 0% | 100% | 0% | 100% | 2 | 0 | 0 | 0 | 0 | 0 | 2 | 0 | 0 | 0 | 0 | 0 | 0 | 0 | \$16,000 | | | | x |
| Education | Curriculum & Instruction | Frommert,Crystal | Lecturer | Part-time | 0% | 100% | 0% | 100% | 1 | 0 | 0 | 0 | 0 | 0 | 0 | 0 | 0 | 0 | 0 | 0 | 0 | 0 | \$3,700 | | | | x |
| Education | Curriculum & Instruction | Handoko,Erwin | Adjunct Faculty | Part-time | 0% | 100% | 0% | 100% | 0 | 0 | 1 | 1 | 0 | 0 | 0 | 0 | 1 | 1 | 0 | 0 | 0 | 0 | \$9,000 | | | | x |
| Education | Curriculum & Instruction | Harris,Deborah | Lecturer | Part-time | 0% | 100% | 0% | 100% | 1 | 0 | 0 | 0 | 0 | 0 | 2 | 0 | 0 | 0 | 0 | 0 | 0 | 0 | \$12,000 | | | | x |
| Education | Curriculum & Instruction | Hebert,Waneta Suzanne | Lecturer | Part-time | 0% | 100% | 0% | 100% | 1 | 0 | 0 | 0 | 0 | 0 | 1 | 0 | 0 | 0 | 0 | 0 | 0 | 0 | \$7,400 | | | | x |
| Education | Curriculum & Instruction | Henderson,Linda Fay | Lecturer | Part-time | 0% | 100% | 0% | 100% | 1 | 0 | 0 | 0 | 0 | 0 | 2 | 0 | 0 | 0 | 0 | 0 | 0 | 0 | \$9,350 | | | | x |
| Education | Curriculum & Instruction | Hernandez,Berky | Lecturer | Part-time | 0% | 100% | 0% | 100% | 0 | 0 | 0 | 0 | 0 | 0 | 1 | 0 | 0 | 0 | 0 | 0 | 0 | 0 | \$4,000 | | | | x |
| Education | Curriculum & Instruction | Hubert,Tarcia | Lecturer | Part-time | 0% | 100% | 0% | 100% | 0 | 0 | 1 | 0 | 0 | 0 | 0 | 0 | 0 | 0 | 0 | 0 | 0 | 0 | \$4,000 | | | | x |
| Education | Curriculum & Instruction | Hutchison,Heather Wall | Lecturer | Part-time | 0% | 100% | 0% | 100% | 1 | 0 | 0 | 0 | 0 | 0 | 1 | 0 | 0 | 0 | 0 | 0 | 0 | 0 | \$7,400 | | | | x |
| Education | Curriculum & Instruction | Jones,Chad M | Lecturer | Part-time | 0% | 100% | 0% | 100% | 0 | 0 | 1 | 0 | 0 | 0 | 0 | 0 | 0 | 1 | 0 | 0 | 0 | 0 | \$8,000 | | | | x |
| Education | Curriculum & Instruction | Khalidi,Rana | Lecturer | Part-time | 0% | 100% | 0% | 100% | 2 | 0 | 0 | 0 | 0 | 0 | 1 | 0 | 0 | 0 | 0 | 0 | 0 | 0 | \$12,000 | | | | x |
| Education | Curriculum & Instruction | Kohn,Lawrence | Lecturer | Part-time | 0% | 100% | 0% | 100% | 0 | 0 | 1 | 0 | 0 | 0 | 0 | 0 | 1 | 0 | 0 | 0 | 0 | 0 | \$10,000 | | | | x |
| Education | Curriculum & Instruction | Larry,Frederick | Lecturer | Part-time | 0% | 100% | 0% | 100% | 1 | 0 | 0 | 0 | 0 | 0 | 1 | 0 | 0 | 0 | 0 | 0 | 0 | 0 | \$7,400 | | | | x |
| Education | Curriculum & Instruction | Little-Wells,Julie K | Lecturer | Part-time | 0% | 100% | 0% | 100% | 0 | 0 | 1 | 0 | 0 | 0 | 0 | 0 | 0 | 0 | 0 | 0 | 0 | 0 | \$5,000 | | | | x |
| Education | Curriculum & Instruction | Manchac,Samantha Lynn | Lecturer | Part-time | 0% | 100% | 0% | 100% | 1 | 0 | 0 | 0 | 0 | 0 | 1 | 0 | 0 | 0 | 0 | 0 | 0 | 0 | \$7,400 | | | | x |
| Education | Curriculum & Instruction | McCrary,Arthur Ray | Lecturer | Part-time | 0% | 100% | 0% | 100% | 1 | 0 | 0 | 0 | 0 | 0 | 0 | 0 | 0 | 0 | 0 | 0 | 0 | 0 | \$4,000 | | | | x |
| Education | Curriculum & Instruction | McGaha,Katherine Ruth | Lecturer | Part-time | 0% | 100% | 0% | 100% | 1 | 0 | 0 | 0 | 0 | 0 | 2 | 0 | 0 | 0 | 0 | 0 | 0 | 0 | \$11,100 | | | | x |
| Education | Curriculum & Instruction | McGregor,Laura Louise | Lecturer | Part-time | 0% | 100% | 0% | 100% | 2 | 0 | 0 | 0 | 0 | 0 | 2 | 0 | 0 | 0 | 0 | 0 | 0 | 0 | \$16,000 | | | | x |
| Education | Curriculum & Instruction | Miller,Angela L | Lecturer | Part-time | 0% | 100% | 0% | 100% | 2 | 0 | 0 | 0 | 0 | 0 | 1 | 0 | 0 | 0 | 0 | 0 | 0 | 0 | \$11,100 | | | | x |
| Education | Curriculum & Instruction | Morris,Alana | Lecturer | Part-time | 0% | 100% | 0% | 100% | 1 | 0 | 0 | 0 | 0 | 0 | 1 | 0 | 0 | 0 | 0 | 0 | 0 | 0 | \$8,000 | | | | x |
| Education | Curriculum & Instruction | Mulholland,Amy D | Lecturer | Part-time | 0% | 100% | 0% | 100% | 0 | 0 | 1 | 0 | 0 | 0 | 0 | 0 | 1 | 0 | 0 | 0 | 0 | 0 | \$8,000 | | | | x |
| Education | Curriculum & Instruction | Mullenix,Craig Steven | Lecturer | Part-time | 0% | 100% | 0% | 100% | 0 | 0 | 0 | 0 | 0 | 0 | 1 | 0 | 0 | 0 | 0 | 0 | 0 | 0 | \$4,000 | | | | x |
| Education | Curriculum & Instruction | Nurre,Irma Linda | Lecturer | Part-time | 0% | 100% | 0% | 100% | 1 | 0 | 0 | 0 | 0 | 0 | 1 | 0 | 0 | 0 | 0 | 0 | 0 | 0 | \$8,000 | | | | x |
| Education | Curriculum & Instruction | Oliver,Patricia Ann | Lecturer | Part-time | 0% | 100% | 0% | 100% | 2 | 0 | 0 | 0 | 0 | 0 | 2 | 0 | 0 | 0 | 0 | 0 | 0 | 0 | \$16,000 | | | | x |
| Education | Curriculum & Instruction | Ortiz,Christina M | Lecturer | Part-time | 0% | 100% | 0% | 100% | 1 | 1 | 0 | 0 | 0 | 0 | 0 | 1 | 1 | 0 | 0 | 0 | 0 | 0 | \$16,000 | | | | x |
| Education | Curriculum & Instruction | Ortiz,Liz | Lecturer | Part-time | 0% | 100% | 0% | 100% | 2 | 0 | 0 | 0 | 0 | 0 | 1 | 0 | 0 | 0 | 0 | 0 | 0 | 0 | \$11,100 | | | | x |
| Education | Curriculum & Instruction | Owens,Judith Harris | Lecturer | Part-time | 0% | 100% | 0% | 100% | 0 | 0 | 1 | 0 | 0 | 0 | 0 | 0 | 1 | 0 | 0 | 0 | | | | | | | |

Faculty Workload Report - Fall 2019 and Spring 2020

KEY: UG - Undergraduate Class; GR - Graduate Class; SP - Special Professional Class; ORG - Organized Class; NON - Non Organized Class

| COLLEGE NAME | DEPARTMENT/UNIT | FACULTY NAME | FACULTY TITLE/RANK | FT/PT | AY 19-20 Percent (%) Effort | | | | # Classes Taught Fall 2019 | | | | | | # Classes Taught Spring 2020 | | | | | | Funding Source | | | | | |
|--------------|--------------------------------|--------------------------------|------------------------|-----------|-----------------------------|------------------------|---------|------------------|----------------------------|-----|-----|-----|-----|-----|------------------------------|-----|-----|-----|-----|-----|----------------|----------|-------|-------|-------|---|
| | | | | | Research & Scholarship | Teaching & Instruction | Service | Total (%) Effort | UG | | GR | | SP | | UG | | GR | | SP | | Salary | Gift | Grant | Local | State | |
| | | | | | | | | | ORG | NON | ORG | NON | ORG | NON | ORG | NON | ORG | NON | ORG | NON | | | | | | |
| Education | Curriculum & Instruction | Schorzman,Emma | Lecturer | Part-time | 0% | 100% | 0% | 100% | 1 | 0 | 0 | 0 | 0 | 0 | 0 | 0 | 0 | 0 | 0 | 0 | 0 | \$4,000 | | | | x |
| Education | Curriculum & Instruction | Schwartz,Tamra Kay | Lecturer | Part-time | 0% | 100% | 0% | 100% | 2 | 0 | 0 | 0 | 0 | 0 | 2 | 0 | 0 | 0 | 0 | 0 | 0 | \$14,800 | | | | x |
| Education | Curriculum & Instruction | S Sharon,Valerie | Lecturer | Part-time | 0% | 100% | 0% | 100% | 1 | 0 | 0 | 0 | 0 | 0 | 0 | 0 | 0 | 0 | 0 | 0 | 0 | \$4,000 | | | | x |
| Education | Curriculum & Instruction | Siller Garcia,Claudia Patricia | Adjunct Faculty | Part-time | 0% | 100% | 0% | 100% | 0 | 0 | 0 | 0 | 0 | 1 | 0 | 0 | 0 | 0 | 0 | 0 | 0 | \$4,000 | | | | x |
| Education | Curriculum & Instruction | Sursavage,Mark Daniel | Adjunct Faculty | Part-time | 0% | 100% | 0% | 100% | 0 | 0 | 0 | 0 | 0 | 0 | 0 | 0 | 1 | 0 | 0 | 0 | 0 | \$5,000 | | | | x |
| Education | Curriculum & Instruction | Templeton,Stacey M | Lecturer | Part-time | 60% | 40% | 0% | 100% | 1 | 0 | 1 | 0 | 0 | 0 | 0 | 0 | 0 | 0 | 0 | 0 | 0 | \$4,000 | | | | x |
| Education | Curriculum & Instruction | Thompson,Alan M | Lecturer | Part-time | 0% | 100% | 0% | 100% | 1 | 0 | 0 | 0 | 0 | 0 | 1 | 0 | 0 | 0 | 0 | 0 | 0 | \$8,000 | | | | x |
| Education | Curriculum & Instruction | Topek,Lauren Shane | Adjunct Faculty | Part-time | 0% | 100% | 0% | 100% | 1 | 0 | 0 | 0 | 0 | 0 | 1 | 0 | 0 | 0 | 0 | 0 | 0 | \$8,000 | | | | x |
| Education | Curriculum & Instruction | Tovar-Hilbert,Jessica | Lecturer | Part-time | 0% | 100% | 0% | 100% | 0 | 0 | 1 | 0 | 0 | 0 | 0 | 0 | 1 | 0 | 0 | 0 | 0 | \$8,000 | | | | x |
| Education | Curriculum & Instruction | Udy,Joshua David | Lecturer | Part-time | 0% | 100% | 0% | 100% | 0 | 0 | 1 | 0 | 0 | 0 | 0 | 0 | 0 | 0 | 0 | 0 | 0 | \$3,000 | | | | x |
| Education | Curriculum & Instruction | Uriarte,Jessica | Lecturer | Part-time | 0% | 100% | 0% | 100% | 0 | 0 | 1 | 0 | 0 | 0 | 0 | 0 | 0 | 0 | 0 | 0 | 0 | \$5,000 | | | | x |
| Education | Curriculum & Instruction | Vuksanovic,Jelena | Lecturer | Part-time | 0% | 100% | 0% | 100% | 0 | 0 | 0 | 0 | 0 | 0 | 1 | 0 | 0 | 0 | 0 | 0 | 0 | \$4,000 | | | | x |
| Education | Curriculum & Instruction | Wallis,Judith Mayne | Active Faculty Retiree | Part-time | 0% | 100% | 0% | 100% | 0 | 0 | 0 | 0 | 0 | 0 | 0 | 0 | 0 | 0 | 0 | 0 | 0 | \$12,000 | | | | x |
| Education | Curriculum & Instruction | Westfall,Dawn Marie | Lecturer | Part-time | 0% | 100% | 0% | 100% | 0 | 0 | 1 | 0 | 0 | 0 | 0 | 0 | 0 | 0 | 0 | 0 | 0 | \$4,000 | | | | x |
| Education | Curriculum & Instruction | Winton,Stephen Joel | Lecturer | Part-time | 0% | 100% | 0% | 100% | 0 | 0 | 0 | 0 | 0 | 0 | 1 | 0 | 0 | 0 | 0 | 0 | 0 | \$4,000 | | | | x |
| Education | Dean, Education | Day,Susan X | Research Professor | Part-time | 50% | 50% | 0% | 100% | 0 | 0 | 0 | 1 | 0 | 0 | 0 | 0 | 1 | 0 | 0 | 0 | 0 | \$46,000 | | | | x |
| Education | Dean, Education | Wimpelberg,Robert | Active Faculty Retiree | Part-time | 100% | 0% | 0% | 100% | 0 | 0 | 0 | 0 | 0 | 0 | 0 | 0 | 0 | 0 | 0 | 0 | 0 | \$35,748 | | x | | x |
| Education | Ed Leadership & Policy Studies | Antonelli,Janeen | Lecturer | Part-time | 0% | 100% | 0% | 100% | 0 | 0 | 1 | 0 | 0 | 0 | 0 | 0 | 0 | 0 | 0 | 0 | 0 | \$5,000 | | | | x |
| Education | Ed Leadership & Policy Studies | Ashley,Evelyn LaVette | Lecturer | Part-time | 0% | 100% | 0% | 100% | 0 | 0 | 1 | 0 | 0 | 0 | 0 | 0 | 0 | 0 | 0 | 0 | 0 | \$4,000 | | | | x |
| Education | Ed Leadership & Policy Studies | Bell,D'Jalon Jackson | Lecturer | Part-time | 0% | 100% | 0% | 100% | 0 | 0 | 1 | 0 | 0 | 0 | 0 | 0 | 1 | 0 | 0 | 0 | 0 | \$7,900 | | | | x |
| Education | Ed Leadership & Policy Studies | Brosnahan,Carla | Lecturer | Part-time | 0% | 100% | 0% | 100% | 0 | 0 | 2 | 0 | 0 | 0 | 0 | 0 | 0 | 0 | 0 | 0 | 0 | \$10,000 | | | | x |
| Education | Ed Leadership & Policy Studies | Burridge,Andrea Backscheid | Lecturer | Part-time | 0% | 100% | 0% | 100% | 0 | 0 | 1 | 0 | 0 | 0 | 0 | 0 | 1 | 0 | 0 | 0 | 0 | \$10,000 | | | | x |
| Education | Ed Leadership & Policy Studies | Christensen,Caroline | Lecturer | Part-time | 0% | 100% | 0% | 100% | 2 | 0 | 0 | 0 | 0 | 0 | 2 | 0 | 0 | 0 | 0 | 0 | 0 | \$16,000 | | | | x |
| Education | Ed Leadership & Policy Studies | Davis,Kenneth D | Lecturer | Part-time | 0% | 100% | 0% | 100% | 0 | 0 | 0 | 0 | 0 | 0 | 0 | 1 | 0 | 0 | 0 | 0 | 0 | \$5,000 | | | | x |
| Education | Ed Leadership & Policy Studies | Davis,Tabitha Sndrell | Lecturer | Part-time | 0% | 100% | 0% | 100% | 0 | 0 | 1 | 0 | 0 | 0 | 0 | 0 | 1 | 0 | 0 | 0 | 0 | \$10,000 | | | | x |
| Education | Ed Leadership & Policy Studies | Dupre,Charles E | Lecturer | Part-time | 0% | 100% | 0% | 100% | 0 | 0 | 1 | 0 | 0 | 0 | 0 | 0 | 0 | 0 | 0 | 0 | 0 | \$5,000 | | | | x |
| Education | Ed Leadership & Policy Studies | Evans,Megan Rynn | Lecturer | Part-time | 0% | 100% | 0% | 100% | 0 | 0 | 0 | 0 | 0 | 0 | 0 | 0 | 0 | 0 | 0 | 0 | 0 | \$2,500 | | | | x |
| Education | Ed Leadership & Policy Studies | Gillman-Rich,Lynn | Lecturer | Part-time | 0% | 100% | 0% | 100% | 0 | 0 | 1 | 0 | 0 | 0 | 0 | 0 | 2 | 0 | 0 | 0 | 0 | \$15,000 | | | | x |
| Education | Ed Leadership & Policy Studies | Goree,Tonya | Lecturer | Part-time | 0% | 100% | 0% | 100% | 0 | 0 | 1 | 0 | 0 | 0 | 0 | 0 | 1 | 0 | 0 | 0 | 0 | \$9,000 | | | | x |
| Education | Ed Leadership & Policy Studies | Horner,Glenda Sue | Lecturer | Part-time | 0% | 100% | 0% | 100% | 0 | 0 | 1 | 0 | 0 | 0 | 0 | 0 | 1 | 1 | 0 | 0 | 0 | \$15,000 | | | | x |
| Education | Ed Leadership & Policy Studies | Horton,David | Lecturer | Part-time | 0% | 100% | 0% | 100% | 0 | 0 | 0 | 0 | 0 | 0 | 0 | 0 | 1 | 0 | 0 | 0 | 0 | \$4,000 | | | | x |
| Education | Ed Leadership & Policy Studies | Khalaf,Shiva | Adjunct Faculty | Part-time | 0% | 100% | 0% | 100% | 0 | 0 | 0 | 0 | 0 | 0 | 0 | 0 | 1 | 0 | 0 | 0 | 0 | \$4,000 | | | | x |
| Education | Ed Leadership & Policy Studies | Klimitchek,Michelle | Lecturer | Part-time | 0% | 100% | 0% | 100% | 0 | 0 | 0 | 0 | 0 | 0 | 0 | 0 | 1 | 0 | 0 | 0 | 0 | \$4,000 | | | | x |
| Education | Ed Leadership & Policy Studies | Ledford,Alice Talbert | Lecturer | Part-time | 0% | 100% | 0% | 100% | 0 | 0 | 1 | 0 | 0 | 0 | 0 | 0 | 0 | 0 | 0 | 0 | 0 | \$5,000 | | | | x |
| Education | Ed Leadership & Policy Studies | Long III,Robert | Lecturer | Part-time | 0% | 100% | 0% | 100% | 0 | 0 | 1 | 0 | 0 | 0 | 0 | 0 | 0 | 0 | 0 | 0 | 0 | \$5,000 | | | | x |
| Education | Ed Leadership & Policy Studies | Malechuk,Brian Edward | Lecturer | Part-time | 0% | 100% | 0% | 100% | 0 | 0 | 1 | 0 | 0 | 0 | 0 | 0 | 0 | 0 | 0 | 0 | 0 | \$5,000 | | | | x |
| Education | Ed Leadership & Policy Studies | Martinez,Roberto | Lecturer | Part-time | 0% | 100% | 0% | 100% | 0 | 0 | 1 | 0 | 0 | 0 | 0 | 0 | 1 | 0 | 0 | 0 | 0 | \$10,000 | | | | x |
| Education | Ed Leadership & Policy Studies | Maxwell,Jonathan G | Lecturer | Part-time | 0% | 100% | 0% | 100% | 0 | 0 | 1 | 0 | 0 | 0 | 0 | 0 | 0 | 0 | 0 | 0 | 0 | \$4,000 | | | | x |
| Education | Ed Leadership & Policy Studies | McCormick,Marina | Lecturer | Part-time | 0% | 100% | 0% | 100% | 0 | 0 | 0 | 0 | 0 | 0 | 0 | 0 | 1 | 0 | 0 | 0 | 0 | \$5,000 | | | | x |
| Education | Ed Leadership & Policy Studies | McKee,Shannon | Lecturer | Part-time | 0% | 100% | 0% | 100% | 2 | 0 | 0 | 0 | 0 | 0 | 2 | 0 | 0 | 0 | 0 | 0 | 0 | \$16,000 | | | | x |
| Education | Ed Leadership & Policy Studies | Moore,Kelly L | Lecturer | Part-time | 0% | 100% | 0% | 100% | 2 | 0 | 1 | 0 | 0 | 0 | 1 | 0 | 0 | 0 | 0 | 0 | 0 | \$5,000 | | | | x |
| Education | Ed Leadership & Policy Studies | Mukherjee,Moumita | Adjunct Faculty | Part-time | 0% | 100% | 0% | 100% | 0 | 0 | 0 | 0 | 0 | 0 | 0 | 0 | 1 | 0 | 0 | 0 | 0 | \$4,000 | | | | x |
| Education | Ed Leadership & Policy Studies | Padavil,Devin | Lecturer | Part-time | 0% | 100% | 0% | 100% | 0 | 0 | 1 | 0 | 0 | 0 | 0 | 0 | 0 | 0 | 0 | 0 | 0 | \$5,000 | | | | x |
| Education | Ed Leadership & Policy Studies | Perry,Laura Ann | Lecturer | Part-time | 0% | 100% | 0% | 100% | 0 | 0 | 0 | 0 | 0 | 0 | 0 | 0 | 1 | 0 | 0 | 0 | 0 | \$5,000 | | | | x |
| Education | Ed Leadership & Policy Studies | Pettersson-Cobb,Jennifer | Lecturer | Part-time | 0% | 100% | 0% | 100% | 0 | 0 | 1 | 0 | 0 | 0 | 0 | 0 | 1 | 0 | 0 | 0 | 0 | \$10,000 | | | | x |
| Education | Ed Leadership & Policy Studies | Poerschke,Amy R | Lecturer | Part-time | 0% | 100% | 0% | 100% | 0 | 0 | 1 | 0 | 0 | 0 | 0 | 0 | 1 | 0 | 0 | 0 | 0 | \$10,000 | | | | x |
| Education | Ed Leadership & Policy Studies | Rodriguez,Jose | Lecturer | Part-time | 0% | 100% | 0% | 100% | 0 | 0 | 1 | 0 | 0 | 0 | 0 | 0 | 0 | 0 | 0 | 0 | 0 | \$5,000 | | | | x |
| Education | Ed Leadership & Policy Studies | Sanders,Jennifer Leigh | Lecturer | Part-time | 0% | 100% | 0% | 100% | 1 | 0 | 0 | 0 | 0 | 0 | 1 | 0 | 0 | 0 | 0 | 0 | 0 | \$6,000 | | | | x |
| Education | Ed Leadership & Policy Studies | Stallworth,Lance | Lecturer | Part-time | 0% | 100% | 0% | 100% | 0 | 0 | 1 | 0 | 0 | 0 | 0 | 0 | 0 | 0 | 0 | 0 | 0 | \$5,000 | | | | x |
| Education | Ed Leadership & Policy Studies | Ude PhD,Audra Diane | Lecturer | Part-time | 0% | 100% | 0% | 100% | 0 | 0 | 1 | 0 | 0 | 0 | 0 | 0 | 0 | 1 | 0 | 0 | 0 | \$10,000 | | | | x |
| Education | Ed Leadership & Policy Studies | Villarreal,Javier Omar | Lecturer | Part-time | 0% | 100% | 0% | 100% | 0 | 0 | 1 | 0 | 0 | 0 | 0 | 0 | 0 | 0 | 0 | 0 | 0 | \$2,500 | | | | x |
| Education | Ed Leadership & Policy Studies | Williams,April Lyman | Lecturer | Part-time | 0% | 100% | 0% | 100% | 0 | 0 | 1 | 0 | 0 | 0 | 0 | 0 | 0 | 0 | 0 | 0 | 0 | \$5,000 | | | | x |
| Education | Ed Leadership & Policy Studies | Wilson,Maurice | Temporary Faculty | Part-time | 0% | 100% | 0% | 100% | 3 | 0 | 1 | 0 | 0 | 0 | 2 | 0 | 0 | 0 | 0 | 0 | 0 | \$2,000 | | | | x |
| Education | PHLS | Bennett,Kristin C | Lecturer | Part-time | 0% | 100% | 0% | 100% | 2 | 0 | 0 | 0 | 0 | 0 | 2 | 0 | 0 | 0 | 0 | 0 | 0 | \$12,000 | | | | x |
| Education | PHLS | Bloom,Joel A | Active Faculty Retiree | Part-time | 0% | 100% | 0% | 100% | 0 | 0 | 0 | 0 | 0 | 0 | 0 | 0 | 0 | 0 | 0 | 0 | 0 | \$12,000 | | | | x |
| Education | PHLS | Burk,Kelly Ann | Lecturer | Part-time | 0% | 100% | 0% | 100% | 1 | 0 | 0 | 0 | 0 | 0 | 0 | 0 | 0 | 0 | 0 | 0 | 0 | \$3,500 | | | | x |
| Education | PHLS | Dworaczuk,Danielle Marks | Lecturer | Part-time | 0% | 100% | 0% | 100% | 0 | | | | | | | | | | | | | | | | | |

Faculty Workload Report - Fall 2019 and Spring 2020

KEY: UG - Undergraduate Class; GR - Graduate Class; SP - Special Professional Class; ORG - Organized Class; NON - Non Organized Class

| COLLEGE NAME | DEPARTMENT/UNIT | FACULTY NAME | FACULTY TITLE/RANK | FT/PT | AY 19-20 Percent (%) Effort | | | | # Classes Taught Fall 2019 | | | | | | # Classes Taught Spring 2020 | | | | | | Funding Source | | | | | | | |
|--------------|-----------------------------|---------------------------|------------------------|-----------|-----------------------------|------------------------|---------|------------------|----------------------------|-----|-----|-----|-----|-----|------------------------------|-----|-----|-----|-----|-----|----------------|------|----------|-------|-------|---|---|---|
| | | | | | Research & Scholarship | Teaching & Instruction | Service | Total (%) Effort | UG | | GR | | SP | | UG | | GR | | SP | | Salary | Gift | Grant | Local | State | | | |
| | | | | | | | | | ORG | NON | ORG | NON | ORG | NON | ORG | NON | ORG | NON | ORG | NON | | | | | | | | |
| Education | PHLS | Nutt, Roberta L | Active Faculty Retiree | Part-time | 0% | 0% | 100% | 100% | 0 | 0 | 0 | 0 | 0 | 0 | 0 | 0 | 0 | 0 | 0 | 0 | 0 | 0 | \$50,927 | | | | | x |
| Education | PHLS | Parrish, Reuben G | Adjunct Faculty | Part-time | 0% | 100% | 0% | 100% | 1 | 0 | 0 | 0 | 0 | 0 | 0 | 0 | 0 | 0 | 0 | 0 | 0 | 0 | \$3,300 | | | | x | |
| Education | PHLS | Powell, Angela M | Lecturer | Part-time | 0% | 100% | 0% | 100% | 0 | 0 | 1 | 0 | 0 | 0 | 0 | 0 | 1 | 0 | 0 | 0 | 0 | 0 | \$8,000 | | | | x | |
| Education | PHLS | Proctor, Robin Ann | Lecturer | Part-time | 0% | 100% | 0% | 100% | 3 | 0 | 0 | 0 | 0 | 0 | 3 | 0 | 0 | 0 | 0 | 0 | 0 | 0 | \$22,800 | | | | x | |
| Education | PHLS | Rafique, Kiran Sajid | Lecturer | Part-time | 0% | 100% | 0% | 100% | 2 | 0 | 0 | 0 | 0 | 0 | 2 | 0 | 0 | 0 | 0 | 0 | 0 | 0 | \$13,600 | | | | x | |
| Education | PHLS | Rankin, Brandie Nichole | Lecturer | Part-time | 0% | 100% | 0% | 100% | 2 | 0 | 0 | 0 | 0 | 0 | 0 | 0 | 0 | 0 | 0 | 0 | 0 | 0 | \$6,000 | | | | x | |
| Education | PHLS | Ripperger-Suhler, Ken | Lecturer | Part-time | 0% | 100% | 0% | 100% | 3 | 0 | 0 | 0 | 0 | 0 | 3 | 0 | 0 | 0 | 0 | 0 | 0 | 0 | \$24,000 | | | | x | |
| Education | PHLS | Roche, Meghan K | Adjunct Faculty | Part-time | 0% | 100% | 0% | 100% | 0 | 0 | 1 | 0 | 0 | 0 | 0 | 0 | 1 | 0 | 0 | 0 | 0 | 0 | \$6,000 | | | | x | |
| Education | PHLS | Schoeger, Kimberly | Lecturer | Part-time | 0% | 100% | 0% | 100% | 2 | 0 | 0 | 0 | 0 | 0 | 1 | 0 | 0 | 0 | 0 | 0 | 0 | 0 | \$12,600 | | | | x | |
| Education | PHLS | Schroder, Kathleen Anne | Lecturer | Part-time | 0% | 100% | 0% | 100% | 2 | 0 | 0 | 0 | 0 | 0 | 3 | 0 | 0 | 0 | 0 | 0 | 0 | 0 | \$19,000 | | | | x | |
| Education | PHLS | Smith, Justyn | Adjunct Faculty | Part-time | 0% | 100% | 0% | 100% | 0 | 0 | 1 | 0 | 0 | 0 | 0 | 0 | 2 | 0 | 0 | 0 | 0 | 0 | \$12,000 | | | | x | |
| Education | PHLS | Stinson, Jennifer Megan | Lecturer | Part-time | 0% | 100% | 0% | 100% | 0 | 0 | 1 | 0 | 0 | 0 | 0 | 0 | 0 | 0 | 0 | 0 | 0 | 0 | \$3,500 | | | | x | |
| Education | PHLS | Storch, Jill Frenchman | Lecturer | Part-time | 0% | 100% | 0% | 100% | 1 | 0 | 0 | 0 | 0 | 0 | 1 | 0 | 0 | 0 | 0 | 0 | 0 | 0 | \$8,200 | | | | x | |
| Education | PHLS | Trivedi, Shilpa B. | Lecturer | Part-time | 0% | 100% | 0% | 100% | 0 | 0 | 0 | 1 | 0 | 0 | 0 | 0 | 0 | 0 | 0 | 0 | 0 | 0 | \$3,900 | | | | x | |
| Education | PHLS | Wang, Jennifer L | Lecturer | Part-time | 0% | 100% | 0% | 100% | 2 | 0 | 0 | 0 | 0 | 0 | 1 | 0 | 0 | 0 | 0 | 0 | 0 | 0 | \$9,600 | | | | x | |
| Education | PHLS | Winderman, Katherine | Lecturer | Part-time | 0% | 100% | 0% | 100% | 0 | 0 | 0 | 0 | 0 | 0 | 0 | 0 | 1 | 0 | 0 | 0 | 0 | 0 | \$3,200 | | | | x | |
| Education | PHLS | Wines, Lisa A | Lecturer | Part-time | 0% | 100% | 0% | 100% | 0 | 0 | 2 | 0 | 0 | 0 | 0 | 0 | 2 | 0 | 0 | 0 | 0 | 0 | \$16,000 | | | | x | |
| Engineering | Biomedical Engineering | Chen, Ting | Adjunct Faculty | Part-time | 0% | 100% | 0% | 100% | 0 | 0 | 0 | 0 | 0 | 0 | 1 | 0 | 0 | 0 | 0 | 0 | 0 | 0 | \$12,000 | | | | x | |
| Engineering | Biomedical Engineering | Huang, Shuyan | Lecturer | Part-time | 0% | 100% | 0% | 100% | 0 | 0 | 0 | 0 | 0 | 0 | 0 | 1 | 0 | 0 | 0 | 0 | 0 | 0 | \$10,000 | | | | x | |
| Engineering | Chemical Engineering | Bhowmick, Anil K. | Research Professor | Part-time | 100% | 0% | 0% | 100% | 0 | 0 | 0 | 0 | 0 | 0 | 0 | 0 | 0 | 0 | 0 | 0 | 0 | 0 | \$10,000 | | x | | | |
| Engineering | Chemical Engineering | Kaspar, Michael | Lecturer | Part-time | 0% | 100% | 0% | 100% | 1 | 0 | 0 | 0 | 0 | 0 | 1 | 0 | 0 | 0 | 0 | 0 | 0 | 0 | \$20,000 | | | | x | |
| Engineering | Chemical Engineering | Kaushik, Krishna R | Lecturer | Part-time | 0% | 100% | 0% | 100% | 0 | 0 | 0 | 0 | 0 | 0 | 0 | 0 | 0 | 0 | 0 | 0 | 0 | 0 | \$10,000 | | | | x | |
| Engineering | Chemical Engineering | Lattner, James Richardson | Lecturer | Part-time | 0% | 100% | 0% | 100% | 0 | 0 | 1 | 0 | 0 | 0 | 1 | 0 | 0 | 0 | 0 | 0 | 0 | 0 | \$20,000 | | | x | x | |
| Engineering | Chemical Engineering | Malamataris, Nikolaos | Lecturer | Part-time | 0% | 100% | 0% | 100% | 1 | 0 | 0 | 0 | 0 | 0 | 1 | 0 | 0 | 0 | 0 | 0 | 0 | 0 | \$20,000 | | | | x | |
| Engineering | Chemical Engineering | Rojas, Mario Roberto | Lecturer | Part-time | 0% | 100% | 0% | 100% | 1 | 0 | 0 | 0 | 0 | 0 | 1 | 0 | 0 | 0 | 0 | 0 | 0 | 0 | \$20,000 | | | | x | |
| Engineering | Chemical Engineering | Singhania, Ravi | Lecturer | Part-time | 0% | 100% | 0% | 100% | 1 | 0 | 1 | 0 | 0 | 0 | 0 | 0 | 0 | 0 | 0 | 0 | 0 | 0 | \$10,000 | | | | x | |
| Engineering | Civil Engineering | Chu, Ted | Lecturer | Part-time | 0% | 100% | 0% | 100% | 0 | 0 | 2 | 0 | 0 | 0 | 0 | 0 | 0 | 0 | 0 | 0 | 0 | 0 | \$7,650 | | | | x | |
| Engineering | Civil Engineering | Keyvani, Ali | Lecturer | Part-time | 0% | 100% | 0% | 100% | 0 | 0 | 1 | 0 | 0 | 0 | 1 | 0 | 0 | 0 | 0 | 0 | 0 | 0 | \$15,300 | | | | x | |
| Engineering | Civil Engineering | Mansour, Mohamad Y | Lecturer | Part-time | 0% | 100% | 0% | 100% | 1 | 0 | 0 | 0 | 0 | 0 | 1 | 0 | 0 | 0 | 0 | 0 | 0 | 0 | \$7,650 | | | | x | |
| Engineering | Civil Engineering | Mansour, Mohamad Y | Sr Lecturer | Part-time | 0% | 100% | 0% | 100% | 1 | 0 | 0 | 0 | 0 | 0 | 1 | 0 | 0 | 0 | 0 | 0 | 0 | 0 | \$7,650 | | | | x | |
| Engineering | Civil Engineering | Mercan, Bulent | Lecturer | Part-time | 0% | 100% | 0% | 100% | 0 | 0 | 1 | 0 | 0 | 0 | 1 | 0 | 0 | 0 | 0 | 0 | 0 | 0 | \$7,650 | | | | x | |
| Engineering | Civil Engineering | Mercan, Bulent | Sr Lecturer | Part-time | 0% | 100% | 0% | 100% | 0 | 0 | 1 | 0 | 0 | 0 | 1 | 0 | 0 | 0 | 0 | 0 | 0 | 0 | \$7,650 | | | | x | |
| Engineering | Civil Engineering | Okay, Unal | Lecturer | Part-time | 0% | 100% | 0% | 100% | 0 | 0 | 0 | 0 | 0 | 0 | 0 | 0 | 2 | 0 | 0 | 0 | 0 | 0 | \$7,650 | x | | | | |
| Engineering | Civil Engineering | Sawab, Jamshaid | Lecturer | Part-time | 0% | 100% | 0% | 100% | 0 | 0 | 0 | 0 | 0 | 0 | 0 | 1 | 0 | 0 | 0 | 0 | 0 | 0 | \$7,650 | | | | x | |
| Engineering | Civil Engineering | Siercks, Megan Elizabeth | Lecturer | Part-time | 0% | 100% | 0% | 100% | 0 | 0 | 0 | 0 | 0 | 0 | 1 | 0 | 0 | 0 | 0 | 0 | 0 | 0 | \$7,650 | | | | x | |
| Engineering | Civil Engineering | Vazquez, Jose H | Lecturer | Part-time | 0% | 100% | 0% | 100% | 0 | 0 | 0 | 0 | 0 | 0 | 0 | 0 | 2 | 0 | 0 | 0 | 0 | 0 | \$7,650 | | | | x | |
| Engineering | Civil Engineering | Wong, On Cheong Daniel | Sr Lecturer | Part-time | 0% | 100% | 0% | 100% | 0 | 0 | 0 | 0 | 0 | 0 | 1 | 0 | 0 | 0 | 0 | 0 | 0 | 0 | \$7,650 | | | | x | |
| Engineering | Electrical Engineering | Baker, Abu M | Lecturer | Part-time | 0% | 100% | 0% | 100% | 0 | 0 | 0 | 0 | 0 | 0 | 1 | 0 | 0 | 0 | 0 | 0 | 0 | 0 | \$5,000 | | | | x | |
| Engineering | Electrical Engineering | Gokdere, Levent U | Lecturer | Part-time | 0% | 100% | 0% | 100% | 1 | 0 | 0 | 0 | 0 | 0 | 1 | 0 | 0 | 0 | 0 | 0 | 0 | 0 | \$12,000 | | | | x | |
| Engineering | Electrical Engineering | Gokdere, Levent U | Research Scientist | Part-time | 100% | 0% | 0% | 100% | 1 | 0 | 0 | 0 | 0 | 0 | 1 | 0 | 0 | 0 | 0 | 0 | 0 | 0 | \$70,000 | x | | | | |
| Engineering | Electrical Engineering | Provence, Robert S | Lecturer | Part-time | 0% | 100% | 0% | 100% | 3 | 0 | 1 | 0 | 0 | 0 | 2 | 0 | 1 | 0 | 0 | 0 | 0 | 0 | \$28,000 | | | | x | |
| Engineering | Engr Undergraduate Programs | Anderson, Roshawnda M | Adjunct Faculty | Part-time | 0% | 100% | 0% | 100% | 1 | 0 | 0 | 0 | 0 | 0 | 0 | 0 | 0 | 0 | 0 | 0 | 0 | 0 | \$3,250 | | | | x | |
| Engineering | Engr Undergraduate Programs | Chatham, Donna Marie | Lecturer | Part-time | 0% | 100% | 0% | 100% | 5 | 0 | 0 | 0 | 0 | 0 | 3 | 0 | 0 | 0 | 0 | 0 | 0 | 0 | \$13,000 | | | | x | |
| Engineering | Engr Undergraduate Programs | Contos, Ashlie Meghan | Adjunct Faculty | Part-time | 0% | 100% | 0% | 100% | 0 | 0 | 0 | 0 | 0 | 0 | 0 | 0 | 0 | 0 | 0 | 0 | 0 | 0 | \$3,250 | | | | x | |
| Engineering | Engr Undergraduate Programs | Downey, Carlton M | Lecturer | Part-time | 0% | 100% | 0% | 100% | 3 | 0 | 0 | 0 | 0 | 0 | 2 | 0 | 0 | 0 | 0 | 0 | 0 | 0 | \$13,000 | | | | x | |
| Engineering | Engr Undergraduate Programs | Ellis, Kelly Ann | Lecturer | Part-time | 0% | 100% | 0% | 100% | 0 | 0 | 0 | 0 | 0 | 0 | 0 | 0 | 0 | 0 | 0 | 0 | 0 | 0 | \$6,500 | | | | x | |
| Engineering | Engr Undergraduate Programs | Estrada, Carl | Lecturer | Part-time | 0% | 100% | 0% | 100% | 0 | 0 | 0 | 0 | 0 | 0 | 0 | 0 | 0 | 0 | 0 | 0 | 0 | 0 | \$9,750 | | | | x | |
| Engineering | Industrial Engineering | Akladios, Magdy | Lecturer | Part-time | 0% | 100% | 0% | 100% | 0 | 0 | 1 | 0 | 0 | 0 | 0 | 0 | 0 | 0 | 0 | 0 | 0 | 0 | \$5,000 | | | | | x |
| Engineering | Industrial Engineering | Irani, Shahrukh A | Lecturer | Part-time | 0% | 100% | 0% | 100% | 0 | 0 | 1 | 0 | 0 | 0 | 0 | 0 | 1 | 0 | 0 | 0 | 0 | 0 | \$2,250 | | | | | x |
| Engineering | Industrial Engineering | Keedy, Elias | Lecturer | Part-time | 0% | 100% | 0% | 100% | 0 | 0 | 1 | 0 | 0 | 0 | 0 | 0 | 1 | 0 | 0 | 0 | 0 | 0 | \$10,000 | | | | x | |
| Engineering | Industrial Engineering | Salvo, Deborah C | Lecturer | Part-time | 0% | 100% | 0% | 100% | 0 | 0 | 1 | 0 | 0 | 0 | 0 | 0 | 0 | 0 | 0 | 0 | 0 | 0 | \$5,000 | | | | | x |
| Engineering | Mechanical Engineering | De-Abreu, Yolanda | Lecturer | Part-time | 0% | 100% | 0% | 100% | 0 | 0 | 0 | 0 | 0 | 0 | 0 | 0 | 3 | 0 | 0 | 0 | 0 | 0 | \$10,000 | | | | x | |
| Engineering | Mechanical Engineering | Lo, King Him | Research Professor | Part-time | 90% | 0% | 10% | 100% | 0 | 0 | 0 | 0 | 0 | 0 | 0 | 0 | 0 | 0 | 0 | 0 | 0 | 0 | \$26,112 | x | | | x | |
| Engineering | Mechanical Engineering | Ozturk, Burak | Lecturer | Part-time | 0% | 100% | 0% | 100% | 0 | 0 | 3 | 0 | 0 | 0 | 0 | 0 | 0 | 0 | 0 | 0 | 0 | 0 | \$10,000 | | | | x | |
| Engineering | Mechanical Engineering | Skeels, Harold Brian | Lecturer | Part-time | 0% | 10 | | | | | | | | | | | | | | | | | | | | | | |

Faculty Workload Report - Fall 2019 and Spring 2020

KEY: UG - Undergraduate Class; GR - Graduate Class; SP - Special Professional Class; ORG - Organized Class; NON - Non Organized Class

| COLLEGE NAME | DEPARTMENT/UNIT | FACULTY NAME | FACULTY TITLE/RANK | FT/PT | AY 19-20 Percent (%) Effort | | | | # Classes Taught Fall 2019 | | | | | | # Classes Taught Spring 2020 | | | | | | Funding Source | | | | |
|------------------------------|-------------------------------|------------------------------|--------------------|-----------|-----------------------------|------------------------|---------|------------------|----------------------------|-----|-----|-----|-----|-----|------------------------------|-----|-----|-----|-----|----------|----------------|------|-------|-------|-------|
| | | | | | Research & Scholarship | Teaching & Instruction | Service | Total (%) Effort | ORG | NON | ORG | NON | ORG | NON | ORG | NON | ORG | NON | ORG | NON | Salary | Gift | Grant | Local | State |
| | | | | | | | | | | | | | | | | | | | | | | | | | |
| Gerald D Hines Arch & Design | Dean, Architecture and Design | Chapman, Sharon | Adjunct Faculty | Part-time | 0% | 100% | 0% | 100% | 2 | 0 | 0 | 0 | 0 | 0 | 2 | 0 | 0 | 0 | 0 | \$47,449 | | | | x | |
| Gerald D Hines Arch & Design | Dean, Architecture and Design | Chelebus, David | Adjunct Faculty | Part-time | 0% | 100% | 0% | 100% | 0 | 0 | 0 | 0 | 0 | 0 | 1 | 0 | 0 | 0 | 0 | \$4,000 | | | | x | |
| Gerald D Hines Arch & Design | Dean, Architecture and Design | Dean, Amanda H | Adjunct Faculty | Part-time | 0% | 100% | 0% | 100% | 0 | 0 | 2 | 0 | 0 | 0 | 0 | 0 | 0 | 0 | 0 | \$8,000 | | | | x | |
| Gerald D Hines Arch & Design | Dean, Architecture and Design | Dean, Peter Kenneth | Adjunct Faculty | Part-time | 0% | 100% | 0% | 100% | 1 | 0 | 0 | 0 | 0 | 0 | 0 | 0 | 0 | 0 | 0 | \$4,000 | | | | x | |
| Gerald D Hines Arch & Design | Dean, Architecture and Design | Fleishman, Fredric J | Adjunct Faculty | Part-time | 0% | 100% | 0% | 100% | 1 | 0 | 0 | 0 | 0 | 0 | 0 | 0 | 0 | 0 | 0 | \$14,251 | | | | x | |
| Gerald D Hines Arch & Design | Dean, Architecture and Design | Fong, Joseph C | Adjunct Faculty | Part-time | 0% | 100% | 0% | 100% | 1 | 0 | 0 | 0 | 0 | 0 | 1 | 0 | 0 | 0 | 0 | \$3,298 | | | | x | |
| Gerald D Hines Arch & Design | Dean, Architecture and Design | Fonseca, Sofia Y | Adjunct Faculty | Part-time | 0% | 100% | 0% | 100% | 0 | 0 | 0 | 0 | 0 | 0 | 0 | 0 | 0 | 0 | 0 | \$4,400 | | | | x | |
| Gerald D Hines Arch & Design | Dean, Architecture and Design | Fox, Stephen | Adjunct Faculty | Part-time | 0% | 100% | 0% | 100% | 1 | 0 | 1 | 0 | 0 | 0 | 1 | 0 | 1 | 0 | 0 | \$13,500 | | | | x | |
| Gerald D Hines Arch & Design | Dean, Architecture and Design | Guthrie, David Morrow | Adjunct Faculty | Part-time | 0% | 100% | 0% | 100% | 0 | 0 | 1 | 0 | 0 | 0 | 0 | 0 | 0 | 0 | 0 | \$12,000 | | | | x | |
| Gerald D Hines Arch & Design | Dean, Architecture and Design | Hager, Jesse | Adjunct Faculty | Part-time | 0% | 100% | 0% | 100% | 1 | 0 | 2 | 0 | 0 | 0 | 0 | 0 | 1 | 0 | 0 | \$27,000 | | | | x | |
| Gerald D Hines Arch & Design | Dean, Architecture and Design | Handanovic, Dijana | Adjunct Faculty | Part-time | 0% | 100% | 0% | 100% | 1 | 0 | 1 | 0 | 0 | 0 | 1 | 0 | 0 | 0 | 0 | \$32,000 | | | | x | |
| Gerald D Hines Arch & Design | Dean, Architecture and Design | Hernandez, Alfonso E | Adjunct Faculty | Part-time | 0% | 100% | 0% | 100% | 0 | 0 | 0 | 0 | 0 | 0 | 0 | 0 | 0 | 0 | 0 | \$4,900 | | | | x | |
| Gerald D Hines Arch & Design | Dean, Architecture and Design | Homeyer, Paul George | Adjunct Faculty | Part-time | 0% | 80% | 20% | 100% | 2 | 0 | 0 | 0 | 0 | 0 | 2 | 0 | 0 | 0 | 0 | \$40,000 | | | | x | |
| Gerald D Hines Arch & Design | Dean, Architecture and Design | Kweton, Paul | Adjunct Faculty | Part-time | 0% | 100% | 0% | 100% | 1 | 0 | 0 | 0 | 0 | 0 | 2 | 0 | 0 | 0 | 0 | \$24,000 | | | | x | |
| Gerald D Hines Arch & Design | Dean, Architecture and Design | Kypoulou, Mili | Adjunct Faculty | Part-time | 0% | 100% | 0% | 100% | 0 | 0 | 2 | 0 | 0 | 0 | 0 | 0 | 2 | 0 | 0 | \$14,700 | | | | x | |
| Gerald D Hines Arch & Design | Dean, Architecture and Design | Laos, Nora | Adjunct Faculty | Part-time | 0% | 60% | 40% | 100% | 3 | 0 | 2 | 0 | 0 | 0 | 2 | 0 | 2 | 0 | 0 | \$57,202 | | | | x | |
| Gerald D Hines Arch & Design | Dean, Architecture and Design | Main, Adelle Kalinda | Adjunct Faculty | Part-time | 0% | 100% | 0% | 100% | 0 | 0 | 0 | 0 | 0 | 0 | 0 | 0 | 0 | 0 | 0 | \$6,750 | | | | x | |
| Gerald D Hines Arch & Design | Dean, Architecture and Design | Mantz, Ophelia | Adjunct Faculty | Part-time | 20% | 40% | 40% | 100% | 1 | 0 | 1 | 0 | 0 | 0 | 1 | 0 | 0 | 0 | 0 | \$35,500 | | | | x | |
| Gerald D Hines Arch & Design | Dean, Architecture and Design | Martinez, Marcus E | Adjunct Faculty | Part-time | 0% | 100% | 0% | 100% | 1 | 0 | 2 | 0 | 0 | 0 | 0 | 0 | 1 | 0 | 0 | \$34,800 | | | | x | |
| Gerald D Hines Arch & Design | Dean, Architecture and Design | McEuen, Aaron Ross | Adjunct Faculty | Part-time | 0% | 100% | 0% | 100% | 1 | 0 | 0 | 0 | 0 | 0 | 0 | 0 | 0 | 0 | 0 | \$10,000 | | | | x | |
| Gerald D Hines Arch & Design | Dean, Architecture and Design | Moore, Emily E | Adjunct Faculty | Part-time | 0% | 100% | 0% | 100% | 2 | 0 | 0 | 0 | 0 | 0 | 2 | 0 | 0 | 0 | 0 | \$44,000 | | | | x | |
| Gerald D Hines Arch & Design | Dean, Architecture and Design | Noldt, Peter | Adjunct Faculty | Part-time | 0% | 100% | 0% | 100% | 3 | 0 | 2 | 0 | 0 | 0 | 3 | 0 | 2 | 0 | 0 | \$53,061 | | | | x | |
| Gerald D Hines Arch & Design | Dean, Architecture and Design | Oliver, Christopher A | Adjunct Faculty | Part-time | 0% | 100% | 0% | 100% | 1 | 0 | 0 | 0 | 0 | 0 | 1 | 0 | 0 | 0 | 0 | \$22,000 | | | | x | |
| Gerald D Hines Arch & Design | Dean, Architecture and Design | Orto, Luisa | Lecturer | Part-time | 0% | 100% | 0% | 100% | 3 | 0 | 2 | 0 | 0 | 0 | 3 | 0 | 2 | 0 | 0 | \$17,784 | | | | x | |
| Gerald D Hines Arch & Design | Dean, Architecture and Design | Plauche, Roya | Adjunct Faculty | Part-time | 0% | 75% | 25% | 100% | 1 | 0 | 2 | 0 | 0 | 0 | 2 | 0 | 0 | 0 | 0 | \$55,806 | | | | x | |
| Gerald D Hines Arch & Design | Dean, Architecture and Design | Rivers, Paul Joseph | Adjunct Faculty | Part-time | 0% | 100% | 0% | 100% | 0 | 0 | 0 | 0 | 0 | 0 | 0 | 0 | 0 | 0 | 0 | \$3,000 | | | | x | |
| Gerald D Hines Arch & Design | Dean, Architecture and Design | Robbins, Joshua Daniel | Adjunct Faculty | Part-time | 0% | 100% | 0% | 100% | 2 | 0 | 0 | 0 | 0 | 0 | 2 | 0 | 0 | 0 | 0 | \$45,402 | | | | x | |
| Gerald D Hines Arch & Design | Dean, Architecture and Design | Schuster, Kristin | Adjunct Faculty | Part-time | 0% | 100% | 0% | 100% | 1 | 0 | 0 | 0 | 0 | 0 | 1 | 0 | 0 | 0 | 0 | \$20,000 | | | | x | |
| Gerald D Hines Arch & Design | Dean, Architecture and Design | Sheridan, Christian | Adjunct Faculty | Part-time | 0% | 100% | 0% | 100% | 0 | 0 | 0 | 0 | 0 | 0 | 1 | 0 | 0 | 0 | 0 | \$11,000 | | | | x | |
| Gerald D Hines Arch & Design | Dean, Architecture and Design | Smith, Joshua S | Adjunct Faculty | Part-time | 25% | 55% | 20% | 100% | 2 | 1 | 2 | 0 | 0 | 0 | 2 | 0 | 2 | 0 | 0 | \$57,500 | | | | x | |
| Gerald D Hines Arch & Design | Dean, Architecture and Design | Smith, Justin | Adjunct Faculty | Part-time | 0% | 100% | 0% | 100% | 1 | 0 | 0 | 0 | 0 | 0 | 0 | 0 | 0 | 0 | 0 | \$3,760 | | | | x | |
| Gerald D Hines Arch & Design | Dean, Architecture and Design | Story, Jon Kevin | Adjunct Faculty | Part-time | 0% | 100% | 0% | 100% | 2 | 0 | 0 | 0 | 0 | 0 | 2 | 0 | 0 | 0 | 0 | \$43,220 | | | | x | |
| Gerald D Hines Arch & Design | Dean, Architecture and Design | Sukur, Astrid | Adjunct Faculty | Part-time | 0% | 100% | 0% | 100% | 1 | 0 | 0 | 0 | 0 | 0 | 1 | 0 | 0 | 0 | 0 | \$20,000 | | | | x | |
| Gerald D Hines Arch & Design | Dean, Architecture and Design | Suttajit, Don | Adjunct Faculty | Part-time | 0% | 100% | 0% | 100% | 2 | 0 | 0 | 0 | 0 | 0 | 0 | 0 | 0 | 0 | 0 | \$8,624 | | | | x | |
| Gerald D Hines Arch & Design | Dean, Architecture and Design | Taylor, Rives | Adjunct Faculty | Part-time | 0% | 75% | 25% | 100% | 0 | 0 | 0 | 0 | 0 | 0 | 1 | 0 | 1 | 0 | 0 | \$46,297 | | | | x | |
| Gerald D Hines Arch & Design | Dean, Architecture and Design | Thomas, James B | Adjunct Faculty | Part-time | 0% | 100% | 0% | 100% | 0 | 0 | 0 | 0 | 0 | 0 | 1 | 0 | 1 | 0 | 0 | \$6,000 | | | | x | |
| Gerald D Hines Arch & Design | Dean, Architecture and Design | Turner, Drexel | Adjunct Faculty | Part-time | 0% | 70% | 30% | 100% | 2 | 0 | 2 | 0 | 0 | 0 | 3 | 0 | 3 | 0 | 0 | \$51,610 | | | | x | |
| Gerald D Hines Arch & Design | Dean, Architecture and Design | Utting, Andres A | Adjunct Faculty | Part-time | 0% | 100% | 0% | 100% | 1 | 0 | 0 | 0 | 0 | 0 | 1 | 0 | 0 | 0 | 0 | \$20,000 | | | | x | |
| Gerald D Hines Arch & Design | Dean, Architecture and Design | Vanlandingham, Joshua J | Adjunct Faculty | Part-time | 0% | 100% | 0% | 100% | 0 | 0 | 0 | 0 | 0 | 0 | 0 | 0 | 0 | 0 | 0 | \$11,252 | | | | x | |
| Gerald D Hines Arch & Design | Dean, Architecture and Design | Veras, Sandra Isabel | Adjunct Faculty | Part-time | 0% | 100% | 0% | 100% | 1 | 0 | 0 | 0 | 0 | 0 | 1 | 0 | 0 | 0 | 0 | \$20,000 | | | | x | |
| Gerald D Hines Arch & Design | Dean, Architecture and Design | Vos, Gordon A | Adjunct Faculty | Part-time | 0% | 100% | 0% | 100% | 2 | 0 | 1 | 0 | 0 | 0 | 1 | 0 | 1 | 0 | 0 | \$20,000 | | | | x | |
| Gerald D Hines Arch & Design | Dean, Architecture and Design | Wilkinson, Steven M | Adjunct Faculty | Part-time | 0% | 100% | 0% | 100% | 0 | 0 | 0 | 0 | 0 | 0 | 0 | 0 | 2 | 0 | 0 | \$11,500 | | | | x | |
| Gerald D Hines Arch & Design | Dean, Architecture and Design | Yu, Maria H | Adjunct Faculty | Part-time | 0% | 100% | 0% | 100% | 0 | 0 | 0 | 0 | 0 | 0 | 1 | 0 | 0 | 0 | 0 | \$8,000 | | | | x | |
| Grad College of Social Work | Child & Family Center | Alex, Bella M | Lecturer | Part-time | 0% | 100% | 0% | 100% | 0 | 0 | 0 | 0 | 0 | 0 | 0 | 0 | 0 | 0 | 0 | \$6,000 | | x | | | |
| Grad College of Social Work | Dean, Social Work | Aucoin, Anthony Martin | Adjunct Faculty | Part-time | 0% | 100% | 0% | 100% | 0 | 0 | 1 | 0 | 0 | 0 | 0 | 0 | 0 | 0 | 0 | \$2,750 | | | | x | |
| Grad College of Social Work | Dean, Social Work | Bakos-Block, Christine River | Adjunct Faculty | Part-time | 0% | 100% | 0% | 100% | 0 | 0 | 2 | 0 | 0 | 0 | 0 | 0 | 1 | 0 | 0 | \$9,000 | | | | x | |
| Grad College of Social Work | Dean, Social Work | Battle, Jennifer Alene | Adjunct Faculty | Part-time | 0% | 100% | 0% | 100% | 1 | 0 | 1 | 0 | 0 | 0 | 0 | 0 | 0 | 0 | 0 | \$2,750 | | | | x | |
| Grad College of Social Work | Dean, Social Work | Bickel, John Edward | Adjunct Faculty | Part-time | 0% | 100% | 0% | 100% | 0 | 0 | 0 | 0 | 0 | 0 | 0 | 0 | 1 | 0 | 0 | \$2,750 | | | | x | |
| Grad College of Social Work | Dean, Social Work | Bishop, Shannon L | Adjunct Faculty | Part-time | 0% | 100% | 0% | 100% | 0 | 0 | 1 | 0 | 0 | 0 | 1 | 0 | 1 | 0 | 0 | \$5,500 | | | | x | |
| Grad College of Social Work | Dean, Social Work | Brown, C Brene | Research Professor | Part-time | 100% | 0% | 0% | 100% | 0 | 0 | 0 | 0 | 0 | 0 | 0 | 0 | 0 | 0 | 0 | \$51,250 | | | | x | |
| Grad College of Social Work | Dean, Social Work | Buzi, Ruth | Adjunct Faculty | Part-time | 0% | 100% | 0% | 100% | 0 | 0 | 1 | 0 | 0 | 0 | 0 | 0 | 0 | 0 | 0 | \$3,000 | | | | x | |
| Grad College of Social Work | Dean, Social Work | Byers, Katherine Howard | Adjunct Faculty | Part-time | 0% | 100% | 0% | 100% | 0 | 0 | 2 | 0 | 0 | 0 | 0 | 0 | 1 | 0 | 0 | \$9,000 | | | | x | |
| Grad College of Social Work | Dean, Social Work | Byrne, Bonnie Jean | Adjunct Faculty | Part-time | 0% | 100% | 0% | 100% | 0 | 0 | 1 | 0 | 0 | 0 | 0 | 0 | 1 | 0 | 0 | \$5,500 | | | | x | |
| Grad College of Social Work | Dean, Social Work | Cheung, Poi Ten Ada | Adjunct Faculty | Part-time | 0% | 100% | 0% | 100% | 0 | 0 | 0 | 0 | 0 | 0 | 0 | 0 | 1 | 0 | 0 | \$6,000 | | | | x | |
| Grad College of Social Work | Dean, Social Work | Coleman, Daniel Irvin | Adjunct Faculty | Part-time | 0% | 100% | 0% | 100% | 0 | 0 | 0 | 0 | 0 | 0 | 0 | 0 | 0 | 0 | 0 | \$3,000 | | | | x | |
| Grad College of Social Work | Dean, Social Work | Courville, Travis | Adjunct Faculty | Part-time | 0% | 100% | 0% | 100% | 0 | 0 | 0 | 0 | 0 | 0 | 0 | 0 | 0 | 0 | 0 | \$1,375 | | | | x | |
| Grad College of Social Work | Dean, Social Work | Donohue-Dioh, Jessica James | Adjunct Faculty | Part-time | 0% | 100% | 0% | 100% | 0 | 0 | 2 | 0 | 0 | 0 | 0 | 0 | 2 | 0 | 0 | \$12,000 | | | | x | |
| Grad College of Social Work | Dean, Social Work | Fraga, Bolivar M | Adjunct Faculty | Part-time | 0% | 100% | 0% | 100% | 0 | 0 | 1 | 0 | 0 | 0 | 0 | 0 | 1 | 0 | 0 | \$5,500 | | | | x | |
| Grad College of Social Work | Dean, Social Work | Gibson, Deresha Dashun | Adjunct Faculty | Part-time | 0% | 100% | 0% | 100% | 0 | 0 | 0 | 0 | 0 | 0 | 0 | 0 | 1 | 0 | 0 | \$2,750 | | | | x | |
| Grad College of Social Work | Dean, Social Work | Gracely, Jill Marie | Adjunct Faculty | Part-time | 0% | 100% | 0% | 100% | 0 | 0 | 0 | 0 | 0 | 0 | 0 | 0 | 1 | 0 | 0 | \$2,750 | | | | x | |
| Grad College of Social Work | Dean, Social Work | Grimes, Christopher | Adjunct Faculty | Part-time | 0% | 100% | 0% | 100% | 0 | 0 | 1 | 0 | 0 | 0 | 0 | 0 | 0 | 0 | 0 | \$2,750 | | | | x | |
| Grad College of Social Work | Dean, Social Work | Hodges, Shannon Diondrea | Adjunct Faculty | Part-time | 0% | 100% | 0% | 100% | 0 | 0 | 1 | 0 | 0 | 0 | 0 | 0 | 0 | 0 | 0 | \$2,750 | | | | x | |
| Grad College of Social Work | Dean, Social Work | King, Benjamin | Adjunct Faculty | Part-time | 0% | 100% | 0% | 100% | 0 | 0 | 1 | 0 | 0 | 0 | 0 | 0 | 0 | 0 | 0 | \$3,000 | | | | x | |
| Grad College of Social Work | Dean, Social Work | Lane, Liza Barros | Adjunct Faculty | Part-time | 0% | 100% | 0% | 100% | 0 | 0 | 1 | 0 | 0 | 0 | 0 | 0 | 1 | 0 | 0 | \$6,000 | | | | x | |
| Grad College of Social Work | Dean, Social Work | Leger, Jan Ellen | Lecturer | Part-time | 0% | 100% | 0% | 100% | 1 | 0 | 0 | 0 | 0 | 0 | 0 | 0 | 0 | 0 | 0 | \$2,750 | | | | x | |
| Grad College of Social Work | Dean, Social Work | Lucas, Michele Roberta | Adjunct Faculty | Part-time | 0% | 100% | 0% | 100% | 0 | 0 | 1 | 0 | 0 | 0 | 0 | 0 | 0 | 0 | 0 | \$8,250 | | | | x | |
| Grad College of Social Work | Dean, Social Work | Mayer, Margaret | Adjunct Faculty | Part-time | 0% | 100% | 0% | 100% | 0 | 0 | 1 | 0 | 0 | 0 | 0 | 0 | 0 | 0 | 0 | \$2,750 | | | | x | |
| Grad College of Social Work | Dean, Social Work | Medina, Brooke E | Adjunct Faculty | Part-time | 0% | 100% | 0% | 100% | 0 | 0 | 0 | 0 | 0 | 0 | 0 | 0 | 0 | 0 | 0 | \$2,750 | | | | x | |

Faculty Workload Report - Fall 2019 and Spring 2020

KEY: UG - Undergraduate Class; GR - Graduate Class; SP - Special Professional Class; ORG - Organized Class; NON - Non Organized Class

| COLLEGE NAME | DEPARTMENT/UNIT | FACULTY NAME | FACULTY TITLE/RANK | FT/PT | AY 19-20 Percent (%) Effort | | | | (# Classes Taught Fall 2019) | | | | | | (# Classes Taught Spring 2020) | | | | | | Funding Source | | | | | | |
|--------------------------------|--------------------------------|--------------------------------|------------------------|-----------|-----------------------------|------------------------|---------|------------------|------------------------------|-----|-----|-----|-----|-----|--------------------------------|-----|-----|-----|-----|-----|----------------|------|----------|-------|-------|---|---|
| | | | | | Research & Scholarship | Teaching & Instruction | Service | Total (%) Effort | UG | | GR | | SP | | UG | | GR | | SP | | Salary | Gift | Grant | Local | State | | |
| | | | | | | | | | ORG | NON | ORG | NON | ORG | NON | ORG | NON | ORG | NON | ORG | NON | | | | | | | |
| Grad College of Social Work | Dean, Social Work | Ochoa,Ashley Marissa | Adjunct Faculty | Part-time | 0% | 100% | 0% | 100% | 0 | 0 | 1 | 0 | 0 | 0 | 0 | 0 | 0 | 0 | 0 | 0 | 0 | 0 | \$2,750 | | | | x |
| Grad College of Social Work | Dean, Social Work | O'Neal,Vaughn | Adjunct Faculty | Part-time | 0% | 100% | 0% | 100% | 0 | 0 | 1 | 0 | 0 | 0 | 0 | 0 | 0 | 1 | 0 | 0 | 0 | 0 | \$5,500 | | | | x |
| Grad College of Social Work | Dean, Social Work | O'Quinn,Kellie Renee | Adjunct Faculty | Part-time | 0% | 100% | 0% | 100% | 0 | 0 | 1 | 0 | 0 | 0 | 0 | 0 | 0 | 0 | 0 | 0 | 0 | 0 | \$2,750 | | | | x |
| Grad College of Social Work | Dean, Social Work | Parks,Steven Lee | Adjunct Faculty | Part-time | 0% | 100% | 0% | 100% | 0 | 0 | 1 | 0 | 0 | 0 | 0 | 0 | 0 | 0 | 0 | 0 | 0 | 0 | \$2,750 | | | | x |
| Grad College of Social Work | Dean, Social Work | Patrick,Rhonda G | Adjunct Faculty | Part-time | 0% | 100% | 0% | 100% | 0 | 0 | 1 | 0 | 0 | 0 | 0 | 0 | 2 | 0 | 0 | 0 | 0 | 0 | \$9,000 | | | | x |
| Grad College of Social Work | Dean, Social Work | Reibenstein,Cynthia F | Adjunct Faculty | Part-time | 0% | 100% | 0% | 100% | 0 | 0 | 0 | 0 | 0 | 0 | 0 | 0 | 1 | 0 | 0 | 0 | 0 | 0 | \$2,750 | | | | x |
| Grad College of Social Work | Dean, Social Work | Rodgers,Beverly J | Adjunct Faculty | Part-time | 0% | 100% | 0% | 100% | 0 | 0 | 0 | 0 | 0 | 0 | 0 | 1 | 0 | 0 | 0 | 0 | 0 | 0 | \$2,750 | | | | x |
| Grad College of Social Work | Dean, Social Work | Rose,Alexis Lee | Adjunct Faculty | Part-time | 0% | 100% | 0% | 100% | 0 | 0 | 1 | 0 | 0 | 0 | 0 | 0 | 1 | 0 | 0 | 0 | 0 | 0 | \$6,000 | | | | x |
| Grad College of Social Work | Dean, Social Work | Ryman-Watson,Audrey | Adjunct Faculty | Part-time | 0% | 100% | 0% | 100% | 0 | 0 | 1 | 0 | 0 | 0 | 0 | 0 | 0 | 0 | 0 | 0 | 0 | 0 | \$1,375 | | | | x |
| Grad College of Social Work | Dean, Social Work | Simonds,Richard Michael | Adjunct Faculty | Part-time | 0% | 100% | 0% | 100% | 0 | 0 | 0 | 0 | 0 | 0 | 0 | 0 | 1 | 0 | 0 | 0 | 0 | 0 | \$2,750 | | | | x |
| Grad College of Social Work | Dean, Social Work | Whitman,Sarah | Adjunct Faculty | Part-time | 0% | 100% | 0% | 100% | 0 | 0 | 1 | 0 | 0 | 0 | 0 | 0 | 0 | 0 | 0 | 0 | 0 | 0 | \$2,750 | | | | x |
| Grad College of Social Work | Dean, Social Work | Yiu,Miao | Adjunct Faculty | Part-time | 0% | 100% | 0% | 100% | 0 | 0 | 1 | 0 | 0 | 0 | 0 | 0 | 0 | 0 | 0 | 0 | 0 | 0 | \$7,500 | | | | x |
| Hobby School of Public Affairs | Hobby School of Public Affairs | Olapade,Yewande Oluwaseyi | Adjunct Faculty | Part-time | 50% | 25% | 25% | 100% | 0 | 0 | 0 | 0 | 0 | 0 | 0 | 0 | 0 | 0 | 0 | 0 | 0 | 0 | \$7,000 | | | | x |
| Hobby School of Public Affairs | Hobby School of Public Affairs | Vallejo,Agustin | Adjunct Faculty | Part-time | 50% | 25% | 25% | 100% | 0 | 0 | 0 | 0 | 0 | 0 | 0 | 0 | 0 | 0 | 0 | 0 | 0 | 0 | \$3,500 | | | | x |
| Honors College | Dean, Honors College | Brown,Erika J | Lecturer | Part-time | 0% | 100% | 0% | 100% | 4 | 0 | 0 | 0 | 0 | 0 | 4 | 0 | 0 | 0 | 0 | 0 | 0 | 0 | \$10,000 | | | x | |
| Honors College | Dean, Honors College | Cooper,Carol B | Lecturer | Part-time | 0% | 100% | 0% | 100% | 5 | 0 | 0 | 0 | 0 | 0 | 3 | 0 | 0 | 0 | 0 | 0 | 0 | 0 | \$17,000 | | | | x |
| Honors College | Dean, Honors College | Craig,Michael J | Lecturer | Part-time | 0% | 100% | 0% | 100% | 1 | 0 | 0 | 0 | 0 | 0 | 1 | 0 | 0 | 0 | 0 | 0 | 0 | 0 | \$10,000 | | | | x |
| Honors College | Dean, Honors College | Dieterich,Michael | Lecturer | Part-time | 0% | 100% | 0% | 100% | 0 | 0 | 0 | 0 | 0 | 0 | 1 | 0 | 0 | 0 | 0 | 0 | 0 | 0 | \$5,000 | | | x | |
| Honors College | Dean, Honors College | Estess,Ted L | Active Faculty Retiree | Part-time | 0% | 50% | 50% | 100% | 0 | 0 | 0 | 0 | 0 | 0 | 0 | 0 | 0 | 0 | 0 | 0 | 0 | 0 | \$67,118 | | | | x |
| Honors College | Dean, Honors College | Han,Gregory Crisp | Lecturer | Part-time | 0% | 100% | 0% | 100% | 2 | 0 | 0 | 0 | 0 | 0 | 2 | 0 | 0 | 0 | 0 | 0 | 0 | 0 | \$11,000 | | | x | |
| Honors College | Dean, Honors College | Hickey,Theresa Kay | Lecturer | Part-time | 0% | 100% | 0% | 100% | 0 | 0 | 0 | 0 | 0 | 0 | 0 | 0 | 0 | 0 | 0 | 0 | 0 | 0 | \$5,000 | | | | x |
| Honors College | Dean, Honors College | Lambeth,Laurie Regine Clements | Lecturer | Part-time | 0% | 100% | 0% | 100% | 1 | 0 | 0 | 0 | 0 | 0 | 1 | 0 | 0 | 0 | 0 | 0 | 0 | 0 | \$10,000 | | | | x |
| Honors College | Dean, Honors College | Liddell,Robert B | Lecturer | Part-time | 0% | 100% | 0% | 100% | 5 | 0 | 0 | 0 | 0 | 0 | 5 | 0 | 0 | 0 | 0 | 0 | 0 | 0 | \$31,000 | | | | x |
| Honors College | Dean, Honors College | Lunstroth,John | Lecturer | Part-time | 0% | 100% | 0% | 100% | 1 | 0 | 0 | 0 | 0 | 0 | 2 | 0 | 0 | 0 | 0 | 0 | 0 | 0 | \$15,000 | | | | x |
| Honors College | Dean, Honors College | Lyke,Larry | Adjunct Faculty | Part-time | 0% | 100% | 0% | 100% | 2 | 0 | 0 | 0 | 0 | 0 | 1 | 0 | 0 | 0 | 0 | 0 | 0 | 0 | \$12,000 | | | | x |
| Honors College | Dean, Honors College | Newman,Anna P | Lecturer | Part-time | 0% | 100% | 0% | 100% | 2 | 0 | 0 | 0 | 0 | 0 | 1 | 0 | 0 | 0 | 0 | 0 | 0 | 0 | \$15,000 | | | | x |
| Honors College | Dean, Honors College | Reynolds,Aaron E | Adjunct Faculty | Part-time | 0% | 100% | 0% | 100% | 1 | 0 | 0 | 0 | 0 | 0 | 1 | 0 | 0 | 0 | 0 | 0 | 0 | 0 | \$10,000 | | | | x |
| Honors College | Dean, Honors College | Rhoden,Brenda | Adjunct Faculty | Part-time | 0% | 100% | 0% | 100% | 1 | 3 | 0 | 0 | 0 | 0 | 1 | 5 | 0 | 0 | 0 | 0 | 0 | 0 | \$10,000 | | | | x |
| Honors College | Dean, Honors College | Tucker,David Preston | Lecturer | Part-time | 0% | 100% | 0% | 100% | 4 | 0 | 0 | 0 | 0 | 0 | 0 | 0 | 0 | 0 | 0 | 0 | 0 | 0 | \$30,000 | | | | x |
| Honors College | Dean, Honors College | Vollrath,Lesli A | Lecturer | Part-time | 0% | 100% | 0% | 100% | 0 | 0 | 0 | 0 | 0 | 0 | 5 | 0 | 0 | 0 | 0 | 0 | 0 | 0 | \$10,000 | | | | x |
| Hotel & Restaurant Managemen | Hotel & Restaurant Management | Bendy Jr,Cecil J | Lecturer | Part-time | 0% | 100% | 0% | 100% | 1 | 0 | 0 | 0 | 0 | 0 | 0 | 0 | 0 | 0 | 0 | 0 | 0 | 0 | \$4,000 | | | | x |
| Hotel & Restaurant Managemen | Hotel & Restaurant Management | Besosa,Maria C | Lecturer | Part-time | 0% | 100% | 0% | 100% | 1 | 0 | 0 | 0 | 0 | 0 | 1 | 0 | 0 | 0 | 0 | 0 | 0 | 0 | \$8,000 | | | | x |
| Hotel & Restaurant Managemen | Hotel & Restaurant Management | Corsi,Aaron James | Lecturer | Part-time | 0% | 70% | 30% | 100% | 2 | 0 | 2 | 0 | 0 | 0 | 2 | 0 | 2 | 0 | 0 | 0 | 0 | 0 | \$29,333 | | | | x |
| Hotel & Restaurant Managemen | Hotel & Restaurant Management | McCaslin,Glynn Randle | Lecturer | Part-time | 0% | 100% | 0% | 100% | 0 | 0 | 1 | 0 | 0 | 0 | 1 | 0 | 1 | 0 | 0 | 0 | 0 | 0 | \$10,000 | | | | x |
| Hotel & Restaurant Managemen | Hotel & Restaurant Management | Park,So Hee | Lecturer | Part-time | 0% | 100% | 0% | 100% | 1 | 0 | 1 | 0 | 0 | 0 | 0 | 0 | 0 | 0 | 0 | 0 | 0 | 0 | \$4,000 | | | | x |
| Hotel & Restaurant Managemen | Hotel & Restaurant Management | Pede,Michael Lawrence | Adjunct Faculty | Part-time | 0% | 100% | 0% | 100% | 1 | 0 | 0 | 0 | 0 | 0 | 1 | 0 | 0 | 0 | 0 | 0 | 0 | 0 | \$8,000 | | | | x |
| Hotel & Restaurant Managemen | Hotel & Restaurant Management | Powell,Pamela E | Lecturer | Part-time | 0% | 100% | 0% | 100% | 1 | 0 | 0 | 0 | 0 | 0 | 1 | 0 | 0 | 0 | 0 | 0 | 0 | 0 | \$14,000 | | | | x |
| Hotel & Restaurant Managemen | Hotel & Restaurant Management | Shaw,William Herman | Lecturer | Part-time | 0% | 100% | 0% | 100% | 1 | 0 | 0 | 0 | 0 | 0 | 0 | 0 | 0 | 0 | 0 | 0 | 0 | 0 | \$6,000 | | | | x |
| Hotel & Restaurant Managemen | Hotel & Restaurant Management | Smith,Dirk Jon | Lecturer | Part-time | 0% | 100% | 0% | 100% | 0 | 0 | 0 | 0 | 0 | 0 | 1 | 0 | 1 | 0 | 0 | 0 | 0 | 0 | \$4,000 | | | | x |
| Law | Dean, Law | Akers,Georgia Lee Hinkle | Adjunct Faculty | Part-time | 0% | 100% | 0% | 100% | 0 | 0 | 0 | 0 | 0 | 0 | 0 | 0 | 0 | 0 | 1 | 0 | 0 | 0 | \$3,200 | | | | x |
| Law | Dean, Law | Alonso,Yocel | Adjunct Faculty | Part-time | 0% | 100% | 0% | 100% | 0 | 0 | 0 | 0 | 0 | 0 | 0 | 0 | 0 | 0 | 1 | 0 | 0 | 0 | \$1,100 | | | | x |
| Law | Dean, Law | Armstrong,Mark S | Adjunct Faculty | Part-time | 0% | 100% | 0% | 100% | 0 | 0 | 0 | 0 | 0 | 0 | 0 | 0 | 0 | 0 | 1 | 0 | 0 | 0 | \$3,200 | | | | x |
| Law | Dean, Law | Arrington,Ashley Nicole | Adjunct Faculty | Part-time | 0% | 100% | 0% | 100% | 0 | 0 | 0 | 0 | 1 | 0 | 0 | 0 | 0 | 0 | 0 | 0 | 0 | 0 | \$15,000 | | | | x |
| Law | Dean, Law | Badeaux,Katherine Stein | Adjunct Faculty | Part-time | 0% | 100% | 0% | 100% | 0 | 0 | 0 | 0 | 1 | 0 | 0 | 0 | 0 | 0 | 0 | 0 | 0 | 0 | \$5,000 | | | | x |
| Law | Dean, Law | Baldassano,Steven L | Adjunct Faculty | Part-time | 0% | 100% | 0% | 100% | 0 | 0 | 0 | 0 | 0 | 0 | 0 | 0 | 0 | 0 | 0 | 0 | 0 | 0 | \$3,400 | | | x | |
| Law | Dean, Law | Beebe,James L | Adjunct Faculty | Part-time | 0% | 100% | 0% | 100% | 0 | 0 | 0 | 0 | 0 | 0 | 0 | 0 | 0 | 0 | 1 | 0 | 0 | 0 | \$2,200 | | | | x |
| Law | Dean, Law | Beeler,Christina M. | Adjunct Faculty | Part-time | 0% | 100% | 0% | 100% | 0 | 0 | 0 | 0 | 0 | 0 | 0 | 0 | 0 | 0 | 1 | 0 | 0 | 0 | \$2,200 | | | | x |
| Law | Dean, Law | Bergez,Craig | Adjunct Faculty | Part-time | 0% | 100% | 0% | 100% | 0 | 0 | 0 | 0 | 1 | 0 | 0 | 0 | 0 | 0 | 0 | 0 | 0 | 0 | \$2,200 | | | | x |
| Law | Dean, Law | Bivens,Zenobia Harris | Adjunct Faculty | Part-time | 0% | 100% | 0% | 100% | 0 | 0 | 0 | 0 | 0 | 0 | 0 | 0 | 0 | 0 | 0 | 0 | 0 | 0 | \$3,400 | | | x | |
| Law | Dean, Law | Black,Stephen | Adjunct Faculty | Part-time | 0% | 100% | 0% | 100% | 0 | 0 | 0 | 0 | 2 | 0 | 0 | 0 | 0 | 0 | 2 | 0 | 0 | 0 | \$18,794 | | | | x |
| Law | Dean, Law | Blackwell,Ronnie | Adjunct Faculty | Part-time | 0% | 100% | 0% | 100% | 0 | 0 | 0 | 0 | 1 | 0 | 0 | 0 | 0 | 0 | 0 | 0 | 0 | 0 | \$3,200 | | | | x |
| Law | Dean, Law | Bodron,Mark A | Adjunct Faculty | Part-time | 0% | 100% | 0% | 100% | 0 | 0 | 0 | 0 | 0 | 0 | 0 | 0 | 0 | 0 | 0 | 0 | 0 | 0 | \$1,100 | | | | x |
| Law | Dean, Law | Borrego,Theodore R | Adjunct Faculty | Part-time | 0% | 100% | 0% | 100% | 0 | 0 | 0 | 0 | 0 | 0 | 0 | 0 | 0 | 0 | 0 | 1 | 0 | 0 | \$2,200 | | | | x |
| Law | Dean, Law | Borrett,Carmen Christine | Adjunct Faculty | Part-time | 0% | 100% | 0% | 100% | 0 | 0 | 0 | 0 | 0 | 0 | 0 | 0 | 0 | 0 | 1 | 0 | 0 | 0 | \$1,600 | | | | x |
| Law | Dean, Law | Bralej,Timothy Shawn | Adjunct Faculty | Part-time | 0% | 100% | 0% | 100% | 0 | 0 | 0 | 0 | 0 | 0 | 0 | 0 | 0 | 0 | 0 | 0 | 0 | 0 | \$2,200 | | | | x |
| Law | Dean, Law | Brennan,Daniel | Lecturer | Part-time | 0% | 100% | 0% | 100% | 0 | 0 | 0 | 0 | 1 | 0 | 0 | 0 | 0 | 0 | 0 | 1 | 0 | 0 | \$20,000 | | | | x |
| Law | Dean, Law | Brown,Charles D | Adjunct Faculty | Part-time | 0% | 100% | 0% | 100% | 0 | 0 | 0 | 0 | 0 | 0 | 0 | 0 | 0 | 0 | 0 | 0 | 0 | 0 | \$1,100 | | | | x |
| Law | Dean, Law | Brucculeri,Louis | Adjunct Faculty | Part-time | 0% | 100% | 0% | 100% | 0 | 0 | 0 | 0 | 1 | 0 | 0 | 0 | 0 | 0 | 0 | 0 | 0 | 0 | \$1,100 | | | | x |
| Law | Dean, Law | Buckley,John | Adjunct Faculty | Part-time | 0% | 100% | 0% | 100% | 0 | 0 | 0 | 0 | 0 | 0 | 0 | 0 | 0 | 0 | 0 | 0 | 0 | 0 | \$6,800 | | | x | |
| Law | Dean, Law | Carter,Daragh J | Adjunct Faculty | Part-time | 0% | 100% | 0% | 100% | 0 | 0 | 0 | 0 | 0 | 0 | 0 | 0 | 0 | 0 | 0 | 0 | 0 | 0 | \$1,700 | | | | x |
| Law | Dean, Law | Chadha,Jayash M | Adjunct Faculty | Part-time | 0% | 100% | 0% | 100% | 0 | 0 | 0 | 0 | 1 | 0 | 0 | 0 | 0 | 0 | 0 | 0 | 0 | 0 | \$2,200 | | | | x |
| Law | Dean, Law | Corove,Brian | Adjunct Faculty | Part-time | 0% | 100% | 0% | 100% | 0 | 0 | 0 | 0 | 0 | 0 | 0 | 0 | 0 | 0 | 0 | 0 | 0 | 0 | \$1,600 | | | | x |
| Law | Dean, Law | Cotrone,Carlo M | Adjunct Faculty | Part-time | 0% | 100% | 0% | 100% | 0 | 0 | 0 | 0 | 0 | 0 | 0 | 0 | 0 | 0 | 0 | 1 | 0 | 0 | \$3,200 | | | | x |
| Law | Dean, Law | Dacso,Sheryl T | Adjunct | | | | | | | | | | | | | | | | | | | | | | | | |

KEY: UG - Undergraduate Class; GR - Graduate Class; SP - Special Professional Class; ORG - Organized Class; NON - Non Organized Class

| COLLEGE NAME | DEPARTMENT/UNIT | FACULTY NAME | FACULTY TITLE/RANK | FT/PT | AY 19-20 Percent (%) Effort | | | | # Classes Taught Fall 2019 | | | | | | # Classes Taught Spring 2020 | | | | | | Funding Source | | | | |
|--------------|-----------------|--------------------------|------------------------|-----------|-----------------------------|------------------------|---------|------------------|----------------------------|-----|-----|-----|-----|-----|------------------------------|-----|-----|-----|-----|-----|----------------|------|-------|-------|-------|
| | | | | | Research & Scholarship | Teaching & Instruction | Service | Total (%) Effort | UG | | GR | | SP | | UG | | GR | | SP | | Salary | Gift | Grant | Local | State |
| | | | | | | | | | ORG | NON | ORG | NON | ORG | NON | ORG | NON | ORG | NON | ORG | NON | | | | | |
| Law | Dean, Law | Dhanani,Ali N | Adjunct Faculty | Part-time | 0% | 100% | 0% | 100% | 0 | 0 | 0 | 0 | 0 | 0 | 0 | 0 | 0 | 1 | 0 | | | | | x | |
| Law | Dean, Law | Dimitroff,Sashe Dimanin | Adjunct Faculty | Part-time | 0% | 100% | 0% | 100% | 0 | 0 | 0 | 0 | 1 | 0 | 0 | 0 | 0 | 0 | 0 | | | | | x | |
| Law | Dean, Law | Doyle,Michael | Adjunct Faculty | Part-time | 0% | 100% | 0% | 100% | 0 | 0 | 0 | 0 | 0 | 0 | 0 | 0 | 0 | 0 | 0 | | | | | x | |
| Law | Dean, Law | Draper,Brandon | Adjunct Faculty | Part-time | 0% | 100% | 0% | 100% | 0 | 0 | 0 | 0 | 0 | 0 | 0 | 0 | 0 | 1 | 0 | | | | | x | |
| Law | Dean, Law | Dykes,Christopher | Adjunct Faculty | Part-time | 0% | 100% | 0% | 100% | 0 | 0 | 0 | 0 | 1 | 0 | 0 | 0 | 0 | 0 | 0 | | | | | x | |
| Law | Dean, Law | Edison,Andrew | Adjunct Faculty | Part-time | 0% | 100% | 0% | 100% | 0 | 0 | 0 | 0 | 0 | 0 | 0 | 0 | 0 | 1 | 0 | | | | | x | |
| Law | Dean, Law | Ellis,Scott | Adjunct Faculty | Part-time | 0% | 100% | 0% | 100% | 0 | 0 | 0 | 0 | 0 | 0 | 0 | 0 | 0 | 0 | 0 | | | | | x | |
| Law | Dean, Law | Esckridge,Charles R | Adjunct Faculty | Part-time | 0% | 100% | 0% | 100% | 0 | 0 | 0 | 0 | 0 | 0 | 0 | 0 | 0 | 0 | 0 | | | | | x | |
| Law | Dean, Law | Ewer,Michael S | Professor of Practice | Part-time | 0% | 100% | 0% | 100% | 0 | 0 | 0 | 0 | 2 | 0 | 0 | 0 | 0 | 1 | 0 | | | | | x | |
| Law | Dean, Law | Fisher,Dena L | Adjunct Faculty | Part-time | 0% | 100% | 0% | 100% | 0 | 0 | 0 | 0 | 1 | 0 | 0 | 0 | 0 | 2 | 0 | | | | | x | |
| Law | Dean, Law | Foster,John T | Adjunct Faculty | Part-time | 0% | 100% | 0% | 100% | 0 | 0 | 0 | 0 | 0 | 1 | 0 | 0 | 0 | 0 | 0 | | | | | x | |
| Law | Dean, Law | Foteh,Samir Jabra | Adjunct Faculty | Part-time | 0% | 100% | 0% | 100% | 0 | 0 | 0 | 0 | 1 | 0 | 0 | 0 | 0 | 1 | 0 | | | | | x | |
| Law | Dean, Law | Gallagher,Edward F | Adjunct Faculty | Part-time | 0% | 100% | 0% | 100% | 0 | 0 | 0 | 0 | 0 | 0 | 0 | 0 | 0 | 1 | 0 | | | | | x | |
| Law | Dean, Law | Ginsburg,Richard Allen | Adjunct Faculty | Part-time | 0% | 100% | 0% | 100% | 0 | 0 | 0 | 0 | 1 | 0 | 0 | 0 | 0 | 0 | 0 | | | | | x | |
| Law | Dean, Law | Goodwin,Vanessa | Adjunct Faculty | Part-time | 0% | 100% | 0% | 100% | 0 | 0 | 0 | 0 | 0 | 0 | 0 | 0 | 0 | 0 | 0 | | | | | x | |
| Law | Dean, Law | Goranson,Mark D | Adjunct Faculty | Part-time | 0% | 100% | 0% | 100% | 0 | 0 | 0 | 0 | 0 | 0 | 0 | 0 | 0 | 0 | 0 | | | | | x | |
| Law | Dean, Law | Grabowski,Paul Stanley | Adjunct Faculty | Part-time | 0% | 100% | 0% | 100% | 0 | 0 | 0 | 0 | 0 | 0 | 0 | 0 | 0 | 1 | 0 | | | | | x | |
| Law | Dean, Law | Gray,Julie Dawn | Adjunct Faculty | Part-time | 0% | 100% | 0% | 100% | 0 | 0 | 0 | 0 | 0 | 0 | 0 | 0 | 0 | 0 | 0 | | | | | x | |
| Law | Dean, Law | Griffin III,Michael John | Adjunct Faculty | Part-time | 0% | 100% | 0% | 100% | 0 | 0 | 0 | 0 | 0 | 0 | 0 | 0 | 0 | 0 | 0 | | | | | x | |
| Law | Dean, Law | Hamdani,Alamdard | Adjunct Faculty | Part-time | 0% | 100% | 0% | 100% | 0 | 0 | 0 | 0 | 0 | 0 | 0 | 0 | 0 | 1 | 0 | | | | | x | |
| Law | Dean, Law | Hanson,Lawrence W | Adjunct Faculty | Part-time | 0% | 100% | 0% | 100% | 0 | 0 | 0 | 0 | 1 | 0 | 0 | 0 | 0 | 1 | 0 | | | | | x | |
| Law | Dean, Law | Harrell Jr,David Earl | Adjunct Faculty | Part-time | 0% | 100% | 0% | 100% | 0 | 0 | 0 | 0 | 0 | 0 | 0 | 0 | 0 | 0 | 0 | | | | | x | |
| Law | Dean, Law | Hawk,Amy Elizabeth | Adjunct Faculty | Part-time | 0% | 100% | 0% | 100% | 0 | 0 | 0 | 0 | 0 | 0 | 0 | 0 | 0 | 0 | 1 | | | | | x | |
| Law | Dean, Law | Haynes,Eleanor Beavers | Adjunct Faculty | Part-time | 0% | 100% | 0% | 100% | 0 | 0 | 0 | 0 | 1 | 0 | 0 | 0 | 0 | 0 | 0 | | | | | x | |
| Law | Dean, Law | Hedges,Kevin T | Adjunct Faculty | Part-time | 0% | 100% | 0% | 100% | 0 | 0 | 0 | 0 | 0 | 0 | 0 | 0 | 0 | 0 | 0 | | | | | x | |
| Law | Dean, Law | Hill,Belinda J | Adjunct Faculty | Part-time | 0% | 100% | 0% | 100% | 0 | 0 | 0 | 0 | 0 | 0 | 0 | 0 | 0 | 0 | 0 | | | | | x | |
| Law | Dean, Law | Houlelte,Jaqueline M | Adjunct Faculty | Part-time | 0% | 80% | 20% | 100% | 0 | 0 | 0 | 0 | 0 | 0 | 0 | 0 | 0 | 0 | 0 | | | | | x | |
| Law | Dean, Law | Hughes Jr,Robert Higgins | Adjunct Faculty | Part-time | 0% | 100% | 0% | 100% | 0 | 0 | 0 | 0 | 0 | 0 | 0 | 0 | 0 | 1 | 0 | | | | | x | |
| Law | Dean, Law | Hunt,Alexander C | Adjunct Faculty | Part-time | 0% | 100% | 0% | 100% | 0 | 0 | 0 | 0 | 1 | 0 | 0 | 0 | 0 | 0 | 0 | | | | | x | |
| Law | Dean, Law | Irvine,Charles W | Adjunct Faculty | Part-time | 0% | 100% | 0% | 100% | 0 | 0 | 0 | 0 | 0 | 0 | 0 | 0 | 0 | 0 | 0 | | | | | x | |
| Law | Dean, Law | Isaac,Katie Maureen | Adjunct Faculty | Part-time | 0% | 100% | 0% | 100% | 0 | 0 | 0 | 0 | 0 | 0 | 0 | 0 | 0 | 1 | 0 | | | | | x | |
| Law | Dean, Law | Italiano Linn,Rachel | Adjunct Faculty | Part-time | 0% | 100% | 0% | 100% | 0 | 0 | 0 | 0 | 0 | 0 | 0 | 0 | 0 | 1 | 0 | | | | | x | |
| Law | Dean, Law | Janicke,Paul | Active Faculty Retiree | Part-time | 20% | 60% | 20% | 100% | 0 | 0 | 0 | 0 | 0 | 0 | 0 | 0 | 0 | 0 | 0 | | | | | x | |
| Law | Dean, Law | Jeu Tebbano,Cassandra | Adjunct Faculty | Part-time | 0% | 100% | 0% | 100% | 0 | 0 | 0 | 0 | 1 | 1 | 0 | 0 | 0 | 0 | 0 | | | | | x | |
| Law | Dean, Law | Jones,Karen Lynn | Adjunct Faculty | Part-time | 0% | 100% | 0% | 100% | 0 | 0 | 0 | 0 | 0 | 0 | 0 | 0 | 0 | 0 | 0 | | | | | x | |
| Law | Dean, Law | Kasprzak,Daniel | Adjunct Faculty | Part-time | 0% | 100% | 0% | 100% | 0 | 0 | 0 | 0 | 0 | 0 | 0 | 0 | 0 | 0 | 0 | | | | | x | |
| Law | Dean, Law | Keneally,Jessica | Adjunct Faculty | Part-time | 0% | 100% | 0% | 100% | 0 | 0 | 0 | 0 | 0 | 0 | 0 | 0 | 0 | 1 | 0 | | | | | x | |
| Law | Dean, Law | Kinzel,Allyson H | Adjunct Faculty | Part-time | 0% | 100% | 0% | 100% | 0 | 0 | 0 | 0 | 1 | 0 | 0 | 0 | 0 | 0 | 0 | | | | | x | |
| Law | Dean, Law | Kress,Julia E | Adjunct Faculty | Part-time | 0% | 100% | 0% | 100% | 0 | 0 | 0 | 0 | 0 | 0 | 0 | 0 | 0 | 1 | 0 | | | | | x | |
| Law | Dean, Law | Kummerfeld,Nathaniel | Adjunct Faculty | Part-time | 0% | 100% | 0% | 100% | 0 | 0 | 0 | 0 | 0 | 0 | 0 | 0 | 0 | 0 | 0 | | | | | x | |
| Law | Dean, Law | Laurenzo,Lena | Adjunct Faculty | Part-time | 0% | 100% | 0% | 100% | 0 | 0 | 0 | 0 | 0 | 0 | 0 | 0 | 0 | 0 | 0 | | | | | x | |
| Law | Dean, Law | Lawrence,Jim E | Adjunct Faculty | Part-time | 0% | 100% | 0% | 100% | 0 | 0 | 0 | 0 | 0 | 16 | 0 | 0 | 0 | 1 | 19 | | | | | x | |
| Law | Dean, Law | Lawson,Emily Woolard | Adjunct Faculty | Part-time | 0% | 100% | 0% | 100% | 0 | 0 | 0 | 0 | 0 | 0 | 0 | 0 | 0 | 1 | 0 | | | | | x | |
| Law | Dean, Law | Leissner,Tracy Louise | Adjunct Faculty | Part-time | 0% | 100% | 0% | 100% | 0 | 0 | 0 | 0 | 1 | 0 | 0 | 0 | 0 | 0 | 0 | | | | | x | |
| Law | Dean, Law | Levine,Aaron Michael | Adjunct Faculty | Part-time | 0% | 100% | 0% | 100% | 0 | 0 | 0 | 0 | 0 | 0 | 0 | 0 | 0 | 0 | 0 | | | | | x | |
| Law | Dean, Law | Lewis,Jordan E | Adjunct Faculty | Part-time | 0% | 100% | 0% | 100% | 0 | 0 | 0 | 0 | 0 | 0 | 0 | 0 | 0 | 0 | 0 | | | | | x | |
| Law | Dean, Law | Locascio,Erik Matthew | Adjunct Faculty | Part-time | 0% | 100% | 0% | 100% | 0 | 0 | 0 | 0 | 1 | 0 | 0 | 0 | 0 | 1 | 0 | | | | | x | |
| Law | Dean, Law | Long,Melanie C | Adjunct Faculty | Part-time | 0% | 100% | 0% | 100% | 0 | 0 | 0 | 0 | 0 | 0 | 0 | 0 | 0 | 1 | 0 | | | | | x | |
| Law | Dean, Law | Lorick,Mia | Adjunct Faculty | Part-time | 0% | 100% | 0% | 100% | 0 | 0 | 0 | 0 | 0 | 0 | 0 | 0 | 0 | 0 | 0 | | | | | x | |
| Law | Dean, Law | Lowery,Jennifer | Adjunct Faculty | Part-time | 0% | 100% | 0% | 100% | 0 | 0 | 0 | 0 | 0 | 0 | 0 | 0 | 0 | 0 | 0 | | | | | x | |
| Law | Dean, Law | Lowy,Peter A | Adjunct Faculty | Part-time | 0% | 100% | 0% | 100% | 0 | 0 | 0 | 0 | 0 | 0 | 0 | 0 | 0 | 0 | 0 | | | | | x | |
| Law | Dean, Law | Martin,Walter Clark | Adjunct Faculty | Part-time | 0% | 100% | 0% | 100% | 0 | 0 | 0 | 0 | 0 | 0 | 0 | 0 | 0 | 0 | 0 | | | | | x | |
| Law | Dean, Law | Martinez,Abran | Adjunct Faculty | Part-time | 0% | 100% | 0% | 100% | 0 | 0 | 0 | 0 | 1 | 0 | 0 | 0 | 0 | 1 | 0 | | | | | x | |
| Law | Dean, Law | Maselli,Jani | Adjunct Faculty | Part-time | 0% | 100% | 0% | 100% | 0 | 0 | 0 | 0 | 1 | 0 | 0 | 0 | 0 | 1 | 0 | | | | | x | |
| Law | Dean, Law | Mason,Jasper | Adjunct Faculty | Part-time | 0% | 100% | 0% | 100% | 0 | 0 | 0 | 0 | 0 | 0 | 0 | 0 | 0 | 1 | 0 | | | | | x | |
| Law | Dean, Law | Mavrakakis,Thomas | Adjunct Faculty | Part-time | 0% | 100% | 0% | 100% | 0 | 0 | 0 | 0 | 0 | 0 | 0 | 0 | 0 | 0 | 0 | | | | | x | |
| Law | Dean, Law | Maxwell,Kathryn Louisa | Adjunct Faculty | Part-time | 0% | 100% | 0% | 100% | 0 | 0 | 0 | 0 | 0 | 0 | 0 | 0 | 0 | 1 | 0 | | | | | x | |
| Law | Dean, Law | McCay,Robert | Adjunct Faculty | Part-time | 0% | 100% | 0% | 100% | 0 | 0 | 0 | 0 | 0 | 0 | 0 | 0 | 0 | 1 | 0 | | | | | x | |
| Law | Dean, Law | McManus,Diane M | Adjunct Faculty | Part-time | 0% | 100% | 0% | 100% | 0 | 0 | 0 | 0 | 2 | 0 | 0 | 0 | 0 | 0 | 0 | | | | | x | |
| Law | Dean, Law | McStay Jr,Robert Francis | Adjunct Faculty | Part-time | 0% | 100% | 0% | 100% | 0 | 0 | 0 | 0 | 0 | 0 | 0 | 0 | 0 | 0 | 0 | | | | | x | |
| Law | Dean, Law | Morfe,Michael D | Adjunct Faculty | Part-time | 0% | 100% | 0% | 100% | 0 | 0 | 0 | 0 | 0 | 0 | 0 | 0 | 0 | 1 | 0 | | | | | x | |
| Law | Dean, Law | Muller,Kimbley Laird | Adjunct Faculty | Part-time | 0% | 100% | 0% | 100% | 0 | 0 | 0 | 0 | 1 | 0 | 0 | 0 | 0 | 0 | 0 | | | | | x | |
| Law | Dean, Law | Murphy,George | Adjunct Faculty | Part-time | 0% | 100% | 0% | 100% | 0 | 0 | 0 | 0 | 0 | 0 | 0 | 0 | 0 | 0 | 0 | | | | | x | |
| Law | Dean, Law | Newberry,Jeffrey R | Adjunct Faculty | Part-time | 0% | 100% | 0% | 100% | 0 | 0 | 0 | 0 | 0 | 0 | 0 | 0 | 0 | 0 | 0 | | | | | x | |
| Law | Dean, Law | Nichols,Jeffrey | Adjunct Faculty | Part-time | 0% | 100% | 0% | 100% | 0 | 0 | 0 | 0 | 0 | 0 | 0 | 0 | 0 | 0 | 0 | | | | | x | |
| Law | Dean, Law | Oguchi,Leslie | Adjunct Faculty | Part-time | 0% | 100% | 0% | 100% | 0 | 0 | 0 | 0 | 1 | 0 | 0 | 0 | 0 | 0 | 0 | | | | | x | |
| Law | Dean, Law | Osterberg,Edward | Adjunct Faculty | Part-time | 0% | 100% | 0% | 100% | 0 | 0 | 0 | 0 | 0 | 0 | 0 | 0 | 0 | 0 | 0 | | | | | x | |
| Law | Dean, Law | Parras,John Moreno | Adjunct Faculty | Part-time | 0% | 100% | 0% | 100% | 0 | 0 | 0 | 0 | 0 | 0 | 0 | 0 | 0 | 0 | 0 | | | | | x | |

Faculty Workload Report - Fall 2019 and Spring 2020

KEY: UG - Undergraduate Class; GR - Graduate Class; SP - Special Professional Class; ORG - Organized Class; NON - Non Organized Class

| COLLEGE NAME | DEPARTMENT/UNIT | FACULTY NAME | FACULTY TITLE/RANK | FT/PT | AY 19-20 Percent (%) Effort | | | | # Classes Taught Fall 2019 | | | | | | # Classes Taught Spring 2020 | | | | | | Funding Source | | | | | |
|--------------------------------|--------------------------|--------------------------------|------------------------|-----------|-----------------------------|------------------------|---------|------------------|----------------------------|-----|-----|-----|-----|-----|------------------------------|-----|-----|-----|----------|----------|----------------|------|-------|-------|-------|---|
| | | | | | Research & Scholarship | Teaching & Instruction | Service | Total (%) Effort | ORG | | GR | | SP | | ORG | | GR | | SP | | Salary | Gift | Grant | Local | State | |
| | | | | | | | | | ORG | NON | ORG | NON | ORG | NON | ORG | NON | ORG | NON | ORG | NON | | | | | | |
| Law | Dean, Law | Pate,Stephen Patrick | Adjunct Faculty | Part-time | 0% | 100% | 0% | 100% | 0 | 0 | 0 | 0 | 0 | 0 | 0 | 0 | 0 | 0 | 0 | 0 | \$3,400 | | | | x | |
| Law | Dean, Law | Perdue Sr,Jim Mac | Adjunct Faculty | Part-time | 0% | 100% | 0% | 100% | 0 | 0 | 0 | 0 | 1 | 0 | 0 | 0 | 0 | 1 | 0 | \$20,000 | | | | | x | |
| Law | Dean, Law | Peterson,William R | Adjunct Faculty | Part-time | 0% | 100% | 0% | 100% | 0 | 0 | 0 | 0 | 0 | 0 | 0 | 0 | 0 | 1 | 0 | \$1,100 | | | | | | x |
| Law | Dean, Law | Phillips,Kenneth Ray | Adjunct Faculty | Part-time | 0% | 100% | 0% | 100% | 0 | 0 | 0 | 0 | 0 | 0 | 0 | 0 | 0 | 0 | 0 | \$3,400 | | | | x | | |
| Law | Dean, Law | Powers,William | Adjunct Faculty | Part-time | 0% | 100% | 0% | 100% | 0 | 0 | 0 | 0 | 0 | 8 | 0 | 0 | 0 | 0 | 10 | \$4,400 | | | | | | x |
| Law | Dean, Law | Raimer,Anna | Adjunct Faculty | Part-time | 0% | 100% | 0% | 100% | 0 | 0 | 0 | 0 | 1 | 0 | 0 | 0 | 0 | 0 | 0 | \$2,200 | | | | | | x |
| Law | Dean, Law | Raine,Susan Patricia | Adjunct Faculty | Part-time | 0% | 100% | 0% | 100% | 0 | 0 | 0 | 0 | 0 | 0 | 0 | 0 | 0 | 1 | 0 | \$3,200 | | | | | | x |
| Law | Dean, Law | Ramirez,Rodolfo | Adjunct Faculty | Part-time | 0% | 100% | 0% | 100% | 0 | 0 | 0 | 0 | 0 | 0 | 0 | 0 | 0 | 0 | 0 | \$3,200 | | | | | | x |
| Law | Dean, Law | Ransom,Robert Todd | Adjunct Faculty | Part-time | 0% | 100% | 0% | 100% | 0 | 0 | 0 | 0 | 0 | 0 | 0 | 0 | 1 | 0 | \$1,600 | | | | | | x | |
| Law | Dean, Law | Ray,James Leonard | Adjunct Faculty | Part-time | 0% | 100% | 0% | 100% | 0 | 0 | 0 | 0 | 0 | 1 | 0 | 0 | 0 | 0 | 0 | \$1,700 | | | | x | | |
| Law | Dean, Law | Ray,Katherine M | Adjunct Faculty | Part-time | 0% | 100% | 0% | 100% | 0 | 0 | 0 | 0 | 0 | 0 | 0 | 0 | 0 | 0 | 0 | \$1,700 | | | | x | | |
| Law | Dean, Law | Regan,Allison | Adjunct Faculty | Part-time | 0% | 100% | 0% | 100% | 0 | 0 | 0 | 0 | 0 | 0 | 0 | 0 | 0 | 0 | 0 | \$1,100 | | | | | | x |
| Law | Dean, Law | Renken,Brandon Francis | Adjunct Faculty | Part-time | 0% | 100% | 0% | 100% | 0 | 0 | 0 | 0 | 0 | 0 | 0 | 0 | 0 | 0 | 0 | \$3,400 | | | | x | | |
| Law | Dean, Law | Robertson,Beverly Ann Ryan | Adjunct Faculty | Part-time | 0% | 100% | 0% | 100% | 0 | 0 | 0 | 0 | 1 | 0 | 0 | 0 | 0 | 0 | 0 | \$1,700 | | | | x | | |
| Law | Dean, Law | Rochvarg Ross,Arnold | Adjunct Faculty | Part-time | 0% | 90% | 10% | 100% | 0 | 0 | 0 | 0 | 0 | 0 | 0 | 0 | 0 | 1 | 0 | \$27,500 | | | | | | x |
| Law | Dean, Law | Roe,Carmen M | Adjunct Faculty | Part-time | 0% | 100% | 0% | 100% | 0 | 0 | 0 | 0 | 0 | 0 | 0 | 0 | 0 | 1 | 0 | \$2,200 | | | | | | x |
| Law | Dean, Law | Romero Jr,Reynaldo | Adjunct Faculty | Part-time | 0% | 100% | 0% | 100% | 0 | 0 | 0 | 0 | 0 | 0 | 0 | 0 | 0 | 1 | 0 | \$7,500 | | | | | | x |
| Law | Dean, Law | Russell,William W | Adjunct Faculty | Part-time | 0% | 100% | 0% | 100% | 0 | 0 | 0 | 0 | 0 | 0 | 0 | 0 | 0 | 0 | 0 | \$1,100 | | | | | | x |
| Law | Dean, Law | Sakmar,Susan Lynn | Visiting Professor | Part-time | 0% | 100% | 0% | 100% | 0 | 0 | 0 | 0 | 0 | 0 | 0 | 0 | 0 | 1 | 0 | \$4,000 | | | | | | x |
| Law | Dean, Law | Sanders,Pannal Alan | Adjunct Faculty | Part-time | 0% | 100% | 0% | 100% | 0 | 0 | 0 | 0 | 0 | 0 | 0 | 0 | 0 | 1 | 0 | \$2,200 | | | | | | x |
| Law | Dean, Law | Schwartz,Charles W | Adjunct Faculty | Part-time | 0% | 100% | 0% | 100% | 0 | 0 | 0 | 0 | 0 | 0 | 0 | 0 | 0 | 1 | 0 | \$2,200 | | | | | | x |
| Law | Dean, Law | Schwartz,Richard Austin | Adjunct Faculty | Part-time | 0% | 100% | 0% | 100% | 0 | 0 | 0 | 0 | 0 | 0 | 0 | 0 | 0 | 1 | 0 | \$2,200 | | | | | | x |
| Law | Dean, Law | Scott,Ronald L | Active Faculty Retiree | Part-time | 0% | 100% | 0% | 100% | 0 | 0 | 0 | 0 | 0 | 0 | 0 | 0 | 0 | 0 | 0 | \$28,000 | | | | | | x |
| Law | Dean, Law | Secrest Jr,George M | Adjunct Faculty | Part-time | 0% | 100% | 0% | 100% | 0 | 0 | 0 | 0 | 1 | 0 | 0 | 0 | 0 | 0 | 0 | \$2,200 | | | | | | x |
| Law | Dean, Law | Segura,Andre | Adjunct Faculty | Part-time | 0% | 100% | 0% | 100% | 0 | 0 | 0 | 0 | 0 | 0 | 0 | 0 | 0 | 0 | 0 | \$1,100 | | | | | | x |
| Law | Dean, Law | Shadwick,Jeffrey Alan | Adjunct Faculty | Part-time | 0% | 100% | 0% | 100% | 0 | 0 | 0 | 0 | 0 | 0 | 0 | 0 | 0 | 0 | 0 | \$3,400 | | | | x | | |
| Law | Dean, Law | Shea,Warren Christopher | Adjunct Faculty | Part-time | 0% | 100% | 0% | 100% | 0 | 0 | 0 | 0 | 0 | 0 | 0 | 0 | 0 | 0 | 0 | \$1,100 | | | | | | x |
| Law | Dean, Law | Sherman,Scott A | Adjunct Faculty | Part-time | 0% | 100% | 0% | 100% | 0 | 0 | 0 | 0 | 1 | 0 | 0 | 0 | 0 | 0 | 0 | \$3,200 | | | | | | x |
| Law | Dean, Law | Sherry,Richard | Adjunct Faculty | Part-time | 0% | 100% | 0% | 100% | 0 | 0 | 0 | 0 | 0 | 0 | 0 | 0 | 0 | 1 | 0 | \$1,100 | | | | | | x |
| Law | Dean, Law | Stevenson,Drury D | Visiting Professor | Part-time | 0% | 100% | 0% | 100% | 0 | 0 | 0 | 0 | 1 | 0 | 0 | 0 | 0 | 1 | 0 | \$30,000 | | | | | | x |
| Law | Dean, Law | Strahan,April Ann | Adjunct Faculty | Part-time | 0% | 100% | 0% | 100% | 0 | 0 | 0 | 0 | 0 | 0 | 0 | 0 | 0 | 0 | 0 | \$1,700 | | | | x | | |
| Law | Dean, Law | Tamborello,Gus Gerard | Adjunct Faculty | Part-time | 0% | 100% | 0% | 100% | 0 | 0 | 0 | 0 | 1 | 0 | 0 | 0 | 0 | 0 | 0 | \$5,000 | | | | | | x |
| Law | Dean, Law | Todd,Melvin Alfred | Adjunct Faculty | Part-time | 0% | 100% | 0% | 100% | 0 | 0 | 0 | 0 | 0 | 0 | 0 | 0 | 0 | 1 | 0 | \$1,100 | | | | | | x |
| Law | Dean, Law | Toedt III,Dell Charles | Adjunct Faculty | Part-time | 0% | 100% | 0% | 100% | 0 | 0 | 0 | 0 | 2 | 0 | 0 | 0 | 2 | 0 | \$16,700 | | | | | | x | |
| Law | Dean, Law | Trigliolo,Trisha | Adjunct Faculty | Part-time | 0% | 100% | 0% | 100% | 0 | 0 | 0 | 0 | 0 | 0 | 0 | 0 | 0 | 0 | 0 | \$1,100 | | | | | | x |
| Law | Dean, Law | Unger,John F | Adjunct Faculty | Part-time | 0% | 100% | 0% | 100% | 0 | 0 | 0 | 0 | 0 | 0 | 0 | 0 | 1 | 0 | \$2,200 | | | | | | x | |
| Law | Dean, Law | Ungureauu,Razvan C | Adjunct Faculty | Part-time | 0% | 100% | 0% | 100% | 0 | 0 | 0 | 0 | 1 | 0 | 0 | 0 | 0 | 1 | 0 | \$4,400 | | | | | | x |
| Law | Dean, Law | Varela,Jacklyn | Adjunct Faculty | Part-time | 0% | 100% | 0% | 100% | 0 | 0 | 0 | 0 | 0 | 1 | 0 | 0 | 0 | 0 | 0 | \$2,200 | | | | | | x |
| Law | Dean, Law | Vasquez Sr,Juan F | Adjunct Faculty | Part-time | 0% | 100% | 0% | 100% | 0 | 0 | 0 | 0 | 0 | 0 | 0 | 0 | 0 | 0 | 0 | \$3,200 | | | | | | x |
| Law | Dean, Law | Velasquez,Angela Vanessa | Adjunct Faculty | Part-time | 0% | 100% | 0% | 100% | 0 | 0 | 0 | 0 | 0 | 0 | 0 | 0 | 0 | 0 | 0 | \$3,400 | | | | x | | |
| Law | Dean, Law | Ware,Natalie Anne | Adjunct Faculty | Part-time | 0% | 100% | 0% | 100% | 0 | 0 | 0 | 0 | 0 | 0 | 0 | 0 | 0 | 0 | 0 | \$1,700 | | | | x | | |
| Law | Dean, Law | Weems,Christine | Adjunct Faculty | Part-time | 0% | 100% | 0% | 100% | 0 | 0 | 0 | 0 | 0 | 0 | 0 | 0 | 0 | 0 | 0 | \$1,700 | | | | x | | |
| Law | Dean, Law | Willite,Randall | Adjunct Faculty | Part-time | 0% | 100% | 0% | 100% | 0 | 0 | 0 | 0 | 0 | 0 | 0 | 0 | 0 | 1 | 0 | \$3,200 | | | | | | x |
| Law | Dean, Law | Winston,David Price | Adjunct Faculty | Part-time | 0% | 100% | 0% | 100% | 0 | 0 | 0 | 0 | 0 | 0 | 0 | 0 | 1 | 0 | \$1,100 | | | | | | x | |
| Law | Dean, Law | Winton,James Cochran | Adjunct Faculty | Part-time | 0% | 100% | 0% | 100% | 0 | 0 | 0 | 0 | 1 | 0 | 0 | 0 | 0 | 0 | 0 | \$2,200 | | | | | | x |
| Law | Dean, Law | Wright,Denney L | Professor of Practice | Part-time | 20% | 40% | 40% | 100% | 0 | 0 | 0 | 0 | 1 | 0 | 0 | 0 | 0 | 1 | 0 | \$58,500 | | | | | | x |
| Law | Dean, Law | Wyly,Brad T | Adjunct Faculty | Part-time | 0% | 100% | 0% | 100% | 0 | 0 | 0 | 0 | 0 | 0 | 0 | 0 | 0 | 0 | 0 | \$1,700 | | | | x | | |
| Law | Dean, Law | Yusuf,Syed-Saifuddin Tim | Adjunct Faculty | Part-time | 0% | 100% | 0% | 100% | 0 | 0 | 0 | 0 | 0 | 0 | 0 | 0 | 0 | 0 | 0 | \$1,700 | | | | x | | |
| Law | Dean, Law | Zimmer,Sepinood | Adjunct Faculty | Part-time | 0% | 100% | 0% | 100% | 0 | 0 | 0 | 0 | 0 | 0 | 0 | 0 | 0 | 0 | 0 | \$1,700 | | | | x | | |
| Liberal Arts & Social Sciences | African-American Studies | Charles,Holly Lakeisha | Lecturer | Part-time | 0% | 100% | 0% | 100% | 1 | 0 | 0 | 0 | 0 | 0 | 0 | 0 | 0 | 0 | 0 | \$2,500 | | | | x | | |
| Liberal Arts & Social Sciences | African-American Studies | Chiles IV,John Ritchie | Lecturer | Part-time | 0% | 100% | 0% | 100% | 0 | 0 | 0 | 0 | 0 | 0 | 1 | 0 | 0 | 0 | 0 | \$3,000 | | | | x | | |
| Liberal Arts & Social Sciences | African-American Studies | Mitchell,Joshua | Lecturer | Part-time | 0% | 100% | 0% | 100% | 1 | 0 | 0 | 0 | 0 | 0 | 0 | 0 | 0 | 0 | 0 | \$6,000 | | | | x | | |
| Liberal Arts & Social Sciences | African-American Studies | Phillips II,Carlos R | Lecturer | Part-time | 0% | 100% | 0% | 100% | 1 | 0 | 0 | 0 | 0 | 0 | 0 | 0 | 0 | 0 | 0 | \$3,000 | | | | x | | |
| Liberal Arts & Social Sciences | African-American Studies | Poindexter-Sylvers,Carole Jean | Lecturer | Part-time | 0% | 100% | 0% | 100% | 1 | 0 | 0 | 0 | 0 | 0 | 1 | 0 | 0 | 0 | 0 | \$7,377 | | | | x | | |
| Liberal Arts & Social Sciences | African-American Studies | Putman,Eronn A | Lecturer | Part-time | 0% | 100% | 0% | 100% | 1 | 0 | 0 | 0 | 0 | 0 | 0 | 0 | 0 | 0 | 0 | \$3,000 | | | | x | | |
| Liberal Arts & Social Sciences | African-American Studies | Raynor,Autumn Fawn | Lecturer | Part-time | 0% | 100% | 0% | 100% | 0 | 0 | 0 | 0 | 0 | 0 | 1 | 0 | 0 | 0 | 0 | \$2,500 | | | | x | | |
| Liberal Arts & Social Sciences | African-American Studies | Smith,Marlon Antoine | Lecturer | Part-time | 0% | 100% | 0% | 100% | 1 | 0 | 0 | 0 | 0 | 0 | 1 | 0 | 0 | 0 | 0 | \$6,000 | | | | x | | |
| Liberal Arts & Social Sciences | African-American Studies | Thompson,Kevin Bernard | Adjunct Faculty | Part-time | 0% | 100% | 0% | 100% | 1 | 0 | 0 | 0 | 0 | 0 | 2 | 0 | 0 | 0 | 0 | \$6,000 | | | | | | x |
| Liberal Arts & Social Sciences | African-American Studies | Walker,Alan | Lecturer | Part-time | 0% | 100% | 0% | 100% | 1 | 0 | 0 | 0 | 0 | 0 | 1 | 0 | 0 | 0 | 0 | \$5,000 | | | | x | | |
| Liberal Arts & Social Sciences | Communication | Barkley,Michael | Lecturer | Part-time | 0% | 100% | 0% | 100% | 1 | 0 | 0 | 0 | 0 | 0 | 2 | 0 | 0 | 0 | 0 | \$9,000 | | | | x | | |
| Liberal Arts & Social Sciences | Communication | Butler,Bryan C | Lecturer | Part-time | 0% | 100% | 0% | 100% | 2 | 0 | 0 | 0 | 0 | 0 | 2 | 0 | 0 | 0 | 0 | \$24,000 | | | | x | | |
| Liberal Arts & Social Sciences | Communication | Carson,Richard J | Lecturer | Part-time | 0% | 100% | 0% | 100% | 3 | 0 | 0 | 0 | 0 | 0 | 3 | 0 | 0 | 0 | 0 | \$18,000 | | | | x | | |
| Liberal Arts & Social Sciences | Communication | Creech,Jennifer Dial | Lecturer | Part-time | 0% | 100% | 0% | 100% | 0 | 0 | 0 | 0 | 0 | 0 | 0 | 0 | 0 | 0 | 0 | \$3,000 | | | | x | | |
| Liberal Arts & Social Sciences | Communication | DeWalt,Ashley Louis | Lecturer | Part-time | 0% | 100% | 0% | 100% | 1 | 0 | 0 | 0 | 0 | 0 | 1 | 0 | 0 | 0 | 0 | \$3,000 | | | | x | | |
| Liberal Arts & Social Sciences | Communication | Economou-Clarke,Ann M | Lecturer | Part-time | 0% | 100% | 0% | 100% | 2 | 0 | 0 | 0 | 0 | 0 | 2 | 0 | 0 | 0 | 0 | \$21,000 | | | | x | | |
| Liberal Arts & Social Sciences | Communication | El Hage,Simon | Lecturer | Part-time | 0% | 100% | 0% | 100% | 1 | 0 | 0 | 0 | 0 | 0 | 1 | 0 | 0 | 0 | 0 | \$9,000 | | | | x | | |
| Liberal Arts & Social Sciences | Communication | Emery II,Philip M | Lecturer | Part-time | 0% | 100% | 0% | 100% | 1 | 0 | 0 | 0 | 0 | 0 | 1 | 0 | 0 | 0 | 0 | \$6,000 | | | | x | | |
| Liberal Arts & Social Sciences | Communication | Fuller,Annette M | Lecturer | Part-time | 0% | 100% | 0% | 100% | 1 | 0 | 0 | 0 | 0 | | | | | | | | | | | | | |

Faculty Workload Report - Fall 2019 and Spring 2020

KEY: UG - Undergraduate Class; GR - Graduate Class; SP - Special Professional Class; ORG - Organized Class; NON - Non Organized Class

| COLLEGE NAME | DEPARTMENT/UNIT | FACULTY NAME | FACULTY TITLE/RANK | FT/PT | AY 19-20 Percent (%) Effort | | | | # Classes Taught Fall 2019 | | | | | | # Classes Taught Spring 2020 | | | | | | Funding Source | | | | | | |
|--------------------------------|--------------------------------|--------------------------------|------------------------|-----------|-----------------------------|------------------------|---------|------------------|----------------------------|-----|-----|-----|-----|-----|------------------------------|-----|-----|-----|-----|-----|----------------|------|----------|-------|-------|---|---|
| | | | | | Research & Scholarship | Teaching & Instruction | Service | Total (%) Effort | UG | | GR | | SP | | UG | | GR | | SP | | Salary | Gift | Grant | Local | State | | |
| | | | | | | | | | ORG | NON | ORG | NON | ORG | NON | ORG | NON | ORG | NON | ORG | NON | | | | | | | |
| Liberal Arts & Social Sciences | Communication | Gifford,Kelli Ann | Lecturer | Part-time | 0% | 100% | 0% | 100% | 0 | 0 | 0 | 0 | 0 | 0 | 0 | 0 | 0 | 0 | 0 | 0 | 0 | 0 | \$6,000 | | | x | |
| Liberal Arts & Social Sciences | Communication | gladstone,mark | Lecturer | Part-time | 0% | 100% | 0% | 100% | 0 | 0 | 0 | 0 | 0 | 0 | 1 | 0 | 0 | 0 | 0 | 0 | 0 | 0 | \$6,000 | | | x | |
| Liberal Arts & Social Sciences | Communication | Goni-Lessan,Ana | Lecturer | Part-time | 0% | 100% | 0% | 100% | 2 | 0 | 0 | 0 | 0 | 0 | 1 | 0 | 0 | 0 | 0 | 0 | 0 | 0 | \$15,000 | | | x | |
| Liberal Arts & Social Sciences | Communication | Gonzalez,David De Jesus | Lecturer | Part-time | 0% | 100% | 0% | 100% | 1 | 1 | 0 | 0 | 0 | 0 | 1 | 1 | 0 | 0 | 0 | 0 | 0 | 0 | \$12,000 | | | x | |
| Liberal Arts & Social Sciences | Communication | Griffin,Veronica R | Lecturer | Part-time | 0% | 100% | 0% | 100% | 0 | 0 | 0 | 0 | 0 | 0 | 2 | 0 | 0 | 0 | 0 | 0 | 0 | 0 | \$6,000 | | | x | |
| Liberal Arts & Social Sciences | Communication | Guest,Tammy | Lecturer | Part-time | 0% | 100% | 0% | 100% | 0 | 0 | 0 | 0 | 0 | 0 | 1 | 0 | 0 | 0 | 0 | 0 | 0 | 0 | \$3,000 | | | x | |
| Liberal Arts & Social Sciences | Communication | Harrington,Lee | Lecturer | Part-time | 0% | 100% | 0% | 100% | 0 | 0 | 0 | 0 | 0 | 0 | 0 | 0 | 0 | 0 | 0 | 0 | 0 | 0 | \$18,000 | | | x | |
| Liberal Arts & Social Sciences | Communication | Hudson-Gillan,Gail | Lecturer | Part-time | 0% | 100% | 0% | 100% | 3 | 0 | 0 | 0 | 0 | 0 | 3 | 0 | 0 | 0 | 0 | 0 | 0 | 0 | \$18,000 | | | x | |
| Liberal Arts & Social Sciences | Communication | Kaufman,Elizabeth R | Lecturer | Part-time | 0% | 100% | 0% | 100% | 2 | 0 | 0 | 0 | 0 | 0 | 2 | 0 | 0 | 0 | 0 | 0 | 0 | 0 | \$12,000 | | | x | |
| Liberal Arts & Social Sciences | Communication | Kirkland,Steven Earl | Lecturer | Part-time | 0% | 100% | 0% | 100% | 1 | 0 | 0 | 0 | 0 | 0 | 1 | 0 | 0 | 0 | 0 | 0 | 0 | 0 | \$6,000 | | | x | |
| Liberal Arts & Social Sciences | Communication | Leydon,Joseph P | Lecturer | Part-time | 0% | 100% | 0% | 100% | 4 | 0 | 0 | 0 | 0 | 0 | 5 | 0 | 0 | 0 | 0 | 0 | 0 | 0 | \$24,000 | | | x | |
| Liberal Arts & Social Sciences | Communication | Lindenberger,Michael A | Lecturer | Part-time | 0% | 100% | 0% | 100% | 1 | 0 | 0 | 0 | 0 | 0 | 1 | 0 | 0 | 0 | 0 | 0 | 0 | 0 | \$6,000 | | | x | |
| Liberal Arts & Social Sciences | Communication | Liu,Youmei | Adjunct Faculty | Part-time | 0% | 100% | 0% | 100% | 1 | 0 | 0 | 0 | 0 | 0 | 1 | 0 | 0 | 0 | 0 | 0 | 0 | 0 | \$6,000 | | | x | |
| Liberal Arts & Social Sciences | Communication | McCombs,Shawn | Adjunct Faculty | Part-time | 0% | 100% | 0% | 100% | 1 | 0 | 0 | 0 | 0 | 0 | 1 | 1 | 0 | 0 | 0 | 0 | 0 | 0 | \$6,000 | | | x | |
| Liberal Arts & Social Sciences | Communication | Paisley,Kimberly A | Lecturer | Part-time | 0% | 100% | 0% | 100% | 1 | 0 | 0 | 0 | 0 | 0 | 0 | 0 | 0 | 0 | 0 | 0 | 0 | 0 | \$3,000 | | | x | |
| Liberal Arts & Social Sciences | Communication | Perin,Monica Wilch | Lecturer | Part-time | 0% | 100% | 0% | 100% | 1 | 0 | 0 | 0 | 0 | 0 | 1 | 0 | 0 | 0 | 0 | 0 | 0 | 0 | \$6,000 | | | x | |
| Liberal Arts & Social Sciences | Communication | Schneider,Paul L | Lecturer | Part-time | 0% | 100% | 0% | 100% | 1 | 0 | 0 | 0 | 0 | 0 | 1 | 0 | 0 | 0 | 0 | 0 | 0 | 0 | \$6,000 | | | x | |
| Liberal Arts & Social Sciences | Communication | Smith,Camillo Hannibal | Lecturer | Part-time | 0% | 100% | 0% | 100% | 0 | 0 | 0 | 0 | 0 | 0 | 1 | 0 | 0 | 0 | 0 | 0 | 0 | 0 | \$3,000 | | | x | |
| Liberal Arts & Social Sciences | Communication | Stanley,Stuart Wayne | Lecturer | Part-time | 0% | 100% | 0% | 100% | 0 | 0 | 0 | 0 | 0 | 0 | 1 | 0 | 0 | 0 | 0 | 0 | 0 | 0 | \$3,000 | | | x | |
| Liberal Arts & Social Sciences | Communication | Taylor,Kris A | Lecturer | Part-time | 0% | 100% | 0% | 100% | 2 | 0 | 0 | 0 | 0 | 0 | 2 | 0 | 0 | 0 | 0 | 0 | 0 | 0 | \$12,000 | | | x | |
| Liberal Arts & Social Sciences | Communication | Thorp,Charles Arthur | Lecturer | Part-time | 0% | 100% | 0% | 100% | 2 | 0 | 0 | 0 | 0 | 0 | 0 | 0 | 0 | 0 | 0 | 0 | 0 | 0 | \$15,000 | | | x | |
| Liberal Arts & Social Sciences | Communication | Trupiano,Jerome | Lecturer | Part-time | 0% | 100% | 0% | 100% | 1 | 0 | 0 | 0 | 0 | 0 | 1 | 0 | 0 | 0 | 0 | 0 | 0 | 0 | \$6,000 | | | x | |
| Liberal Arts & Social Sciences | Communication | Vaughan,Thomas Michael | Lecturer | Part-time | 0% | 100% | 0% | 100% | 0 | 0 | 0 | 0 | 0 | 0 | 0 | 0 | 0 | 0 | 0 | 0 | 0 | 0 | \$3,000 | | | x | |
| Liberal Arts & Social Sciences | Communication | Waldron,Michael D | Lecturer | Part-time | 0% | 100% | 0% | 100% | 0 | 0 | 0 | 0 | 0 | 0 | 1 | 0 | 0 | 0 | 0 | 0 | 0 | 0 | \$3,000 | | | x | |
| Liberal Arts & Social Sciences | Communication | Williams,Alexandria Simone | Lecturer | Part-time | 0% | 100% | 0% | 100% | 1 | 0 | 0 | 0 | 0 | 0 | 2 | 0 | 0 | 0 | 0 | 0 | 0 | 0 | \$9,000 | | | x | |
| Liberal Arts & Social Sciences | Communication | Young,Jessica Ranea | Lecturer | Part-time | 0% | 100% | 0% | 100% | 1 | 0 | 0 | 0 | 0 | 0 | 1 | 0 | 0 | 0 | 0 | 0 | 0 | 0 | \$6,000 | | | x | |
| Liberal Arts & Social Sciences | Communication Disorders | Brittain,Robyn Michelle | Lecturer | Part-time | 0% | 100% | 0% | 100% | 2 | 0 | 0 | 0 | 0 | 0 | 2 | 0 | 0 | 0 | 0 | 0 | 0 | 0 | \$14,000 | | | x | |
| Liberal Arts & Social Sciences | Communication Disorders | Devore,Danielle R | Lecturer | Part-time | 0% | 100% | 0% | 100% | 0 | 0 | 0 | 1 | 0 | 0 | 0 | 0 | 0 | 2 | 0 | 0 | 0 | 0 | \$8,750 | | | x | |
| Liberal Arts & Social Sciences | Communication Disorders | Essington,Marianne Marie-Wares | Lecturer | Part-time | 0% | 100% | 0% | 100% | 0 | 0 | 0 | 0 | 0 | 0 | 0 | 0 | 0 | 0 | 0 | 0 | 0 | 0 | \$7,000 | | | x | |
| Liberal Arts & Social Sciences | Communication Disorders | Felix,Cecilia C | Lecturer | Part-time | 0% | 100% | 0% | 100% | 0 | 0 | 0 | 0 | 0 | 0 | 0 | 0 | 0 | 0 | 0 | 0 | 0 | 0 | \$3,500 | | | x | |
| Liberal Arts & Social Sciences | Communication Disorders | Geurin,Angela C | Lecturer | Part-time | 0% | 100% | 0% | 100% | 0 | 0 | 0 | 0 | 0 | 0 | 1 | 0 | 0 | 0 | 0 | 0 | 0 | 0 | \$7,000 | | | x | |
| Liberal Arts & Social Sciences | Communication Disorders | Joseph,Megan E | Lecturer | Part-time | 0% | 100% | 0% | 100% | 0 | 0 | 0 | 2 | 0 | 0 | 0 | 0 | 3 | 0 | 0 | 0 | 0 | 0 | \$21,000 | | | x | |
| Liberal Arts & Social Sciences | Communication Disorders | King,Sara | Lecturer | Part-time | 0% | 100% | 0% | 100% | 0 | 0 | 0 | 0 | 0 | 0 | 0 | 0 | 0 | 0 | 0 | 0 | 0 | 0 | \$3,500 | | | x | |
| Liberal Arts & Social Sciences | Communication Disorders | Sims,Frankie B | Lecturer | Part-time | 0% | 100% | 0% | 100% | 0 | 0 | 0 | 2 | 0 | 0 | 0 | 0 | 0 | 0 | 0 | 0 | 0 | 0 | \$14,000 | | | x | |
| Liberal Arts & Social Sciences | Comparative Cultural Studies | Allen,Paul J | Lecturer | Part-time | 0% | 100% | 0% | 100% | 2 | 0 | 0 | 0 | 0 | 0 | 2 | 0 | 0 | 0 | 0 | 0 | 0 | 0 | \$15,000 | | | x | |
| Liberal Arts & Social Sciences | Comparative Cultural Studies | Blackwell-Eagleson,Guinn | Lecturer | Part-time | 0% | 100% | 0% | 100% | 1 | 0 | 0 | 0 | 0 | 0 | 2 | 0 | 0 | 0 | 0 | 0 | 0 | 0 | \$9,000 | | | x | |
| Liberal Arts & Social Sciences | Comparative Cultural Studies | Borkatky-Varma,Sravana | Lecturer | Part-time | 0% | 100% | 0% | 100% | 2 | 0 | 0 | 0 | 0 | 0 | 2 | 0 | 0 | 0 | 0 | 0 | 0 | 0 | \$12,000 | | | x | |
| Liberal Arts & Social Sciences | Comparative Cultural Studies | Cowen,Peace | Lecturer | Part-time | 0% | 100% | 0% | 100% | 0 | 0 | 0 | 0 | 0 | 0 | 0 | 0 | 0 | 0 | 0 | 0 | 0 | 0 | \$6,000 | | | x | |
| Liberal Arts & Social Sciences | Comparative Cultural Studies | Davenport,Jessica B | Lecturer | Part-time | 0% | 100% | 0% | 100% | 0 | 0 | 0 | 0 | 0 | 0 | 1 | 0 | 0 | 0 | 0 | 0 | 0 | 0 | \$3,000 | | | x | |
| Liberal Arts & Social Sciences | Comparative Cultural Studies | Haq,Muhammad Nisarul | Lecturer | Part-time | 0% | 100% | 0% | 100% | 0 | 0 | 0 | 0 | 0 | 0 | 0 | 0 | 0 | 0 | 0 | 0 | 0 | 0 | \$3,000 | | | x | |
| Liberal Arts & Social Sciences | Comparative Cultural Studies | Higgs,Elizabeth Wayne | Lecturer | Part-time | 0% | 100% | 0% | 100% | 2 | 0 | 0 | 0 | 0 | 0 | 2 | 0 | 0 | 0 | 0 | 0 | 0 | 0 | \$12,000 | | | x | |
| Liberal Arts & Social Sciences | Comparative Cultural Studies | Huyhn,Trung | Lecturer | Part-time | 0% | 100% | 0% | 100% | 2 | 0 | 0 | 0 | 0 | 0 | 2 | 0 | 0 | 0 | 0 | 0 | 0 | 0 | \$12,000 | | | x | |
| Liberal Arts & Social Sciences | Comparative Cultural Studies | Larson,Duane Howard | Lecturer | Part-time | 0% | 100% | 0% | 100% | 1 | 0 | 0 | 0 | 0 | 0 | 0 | 0 | 0 | 0 | 0 | 0 | 0 | 0 | \$3,000 | | | x | |
| Liberal Arts & Social Sciences | Comparative Cultural Studies | Maldonado,Victoria Arrow | Lecturer | Part-time | 0% | 100% | 0% | 100% | 1 | 0 | 0 | 0 | 0 | 0 | 1 | 0 | 0 | 0 | 0 | 0 | 0 | 0 | \$3,000 | | | x | |
| Liberal Arts & Social Sciences | Comparative Cultural Studies | McElvaney,Katherine Anne | Lecturer | Part-time | 0% | 100% | 0% | 100% | 1 | 0 | 0 | 0 | 0 | 0 | 2 | 0 | 0 | 0 | 0 | 0 | 0 | 0 | \$9,000 | | | x | |
| Liberal Arts & Social Sciences | Comparative Cultural Studies | Menon-Chembottil,Sarath Kumar | Lecturer | Part-time | 0% | 100% | 0% | 100% | 3 | 0 | 0 | 0 | 0 | 0 | 4 | 0 | 0 | 0 | 0 | 0 | 0 | 0 | \$6,000 | | | x | |
| Liberal Arts & Social Sciences | Comparative Cultural Studies | Moore,Kelly L | Lecturer | Part-time | 0% | 100% | 0% | 100% | 2 | 0 | 1 | 0 | 0 | 0 | 1 | 0 | 0 | 0 | 0 | 0 | 0 | 0 | \$5,000 | | | x | |
| Liberal Arts & Social Sciences | Comparative Cultural Studies | Ott,Aaron Frederick | Lecturer | Part-time | 0% | 100% | 0% | 100% | 2 | 0 | 0 | 0 | 0 | 0 | 1 | 0 | 0 | 0 | 0 | 0 | 0 | 0 | \$9,000 | | | x | |
| Liberal Arts & Social Sciences | Comparative Cultural Studies | Pegoda,Andrew Joseph | Lecturer | Part-time | 0% | 100% | 0% | 100% | 6 | 0 | 0 | 0 | 0 | 0 | 5 | 0 | 0 | 0 | 0 | 0 | 0 | 0 | \$6,000 | | | x | |
| Liberal Arts & Social Sciences | Comparative Cultural Studies | Schmidt,Charles | Lecturer | Part-time | 0% | 100% | 0% | 100% | 2 | 0 | 0 | 0 | 0 | 0 | 1 | 0 | 0 | 0 | 0 | 0 | 0 | 0 | \$9,000 | | | x | |
| Liberal Arts & Social Sciences | Comparative Cultural Studies | Smalley,Annie Lynn | Lecturer | Part-time | 0% | 100% | 0% | 100% | 2 | 1 | 0 | 0 | 0 | 0 | 2 | 0 | 0 | 0 | 0 | 0 | 0 | 0 | \$12,000 | | | x | x |
| Liberal Arts & Social Sciences | Comparative Cultural Studies | Weiss,Kenneth Scott | Lecturer | Part-time | 0% | 100% | 0% | 100% | 0 | 0 | 0 | 0 | 0 | 0 | 3 | 0 | 0 | 0 | 0 | 0 | 0 | 0 | \$3,000 | | | x | |
| Liberal Arts & Social Sciences | Comparative Cultural Studies | Yavuz,Matthew Sean | Lecturer | Part-time | 0% | 100% | 0% | 100% | 1 | 0 | 0 | 0 | 0 | 0 | 0 | 0 | 0 | 0 | 0 | 0 | 0 | 0 | \$3,000 | | | x | |
| Liberal Arts & Social Sciences | Dean Liberal Arts & Social Sci | Espinosa,Adalia | Adjunct Faculty | Part-time | 0% | 100% | 0% | 100% | 0 | 0 | 0 | 0 | 0 | 0 | 0 | 0 | 0 | 0 | 0 | 0 | 0 | 0 | \$750 | | | x | |
| Liberal Arts & Social Sciences | Dean Liberal Arts & Social Sci | Thompson,Monica | Adjunct Faculty | Part-time | 0% | 100% | 0% | 100% | 0 | 1 | 0 | 0 | 0 | 0 | 0 | 1 | 0 | 0 | 0 | 0 | 0 | 0 | \$1,500 | | | x | |
| Liberal Arts & Social Sciences | Economics | Alexander,Erin McCarthy | Active Faculty Retiree | Part-time | 0% | 100% | 0% | 100% | 0 | 0 | 0 | 0 | 0 | 0 | 0 | 0 | 0 | 0 | 0 | 0 | 0 | 0 | \$12,000 | | | x | |
| Liberal Arts & Social Sciences | Economics | Kelly,Robert C. | Lecturer | Part-time | 0% | 100% | 0% | 100% | 0 | 0 | 0 | 0 | 0 | 0 | 0 | 0 | 1 | 0 | 0 | 0 | 0 | 0 | \$6,000 | | | x | |
| Liberal Arts & Social Sciences | Economics | Rubinstein,Yona Zvi | Visiting Professor | Part-time | 50% | 50% | 0% | 100% | 0 | 0 | 1 | 0 | 0 | 0 | 0 | 0 | 0 | 0 | 0 | 0 | 0 | 0 | \$35,000 | | | x | |
| Liberal Arts & Social Sciences | English | Bass,Kasey Dawn | Lecturer | Part-time | 0% | 100% | 0% | 100% | 2 | 0 | 0 | 0 | 0 | 0 | 1 | 0 | 0 | 0 | 0 | 0 | 0 | 0 | \$9,000 | | | x | |
| Liberal Arts & Social Sciences | English | Bhalla,Priy | Lecturer | Part-time | 0% | 100% | 0% | 100% | 1 | 0 | 0 | 0 | 0 | 0 | 0 | 0 | 0 | 0 | 0 | 0 | 0 | 0 | \$3,000 | | | x | |
| Liberal Arts & Social Sciences | English | Brown,Erika J | Lecturer | Part-time | 0% | 100% | 0% | 100% | 4 | 0 | 0 | 0 | 0 | 0 | 4 | 0 | 0 | 0 | 0 | 0 | 0 | 0 | \$19,000 | | | x | |
| Liberal Arts & Social Sciences | English | Brown,Julia Bethel | Adjunct Faculty | Part-time | 0% | 100% | 0% | 100% | 1 | 0 | 0 | 0 | 0 | 0 | 1 | 0 | 0 | 0 | 0 | 0 | 0 | 0 | \$10,000 | | | x | x |
| Liberal Arts & Social Sciences | English | Campese,Kathleen Ann | Lecturer | Part-time | 0% | 100% | 0% | 100% | 1 | | | | | | | | | | | | | | | | | | |

Faculty Workload Report - Fall 2019 and Spring 2020

| | | | | | KEY: UG - Undergraduate Class; GR - Graduate Class; SP - Special Professional Class; ORG - Organized Class; NON - Non Organized Class | | | | | | | | | | | | | | | | | | | | |
|--------------------------------|------------------------------|---------------------------------------|------------------------------|-----------|---|------------------------|---------|------------------|----------------------------|-----|-----|-----|------------------------------|-----|-----|-----|----------------|-----|-----|-----|----------|------|-------|-------|-------|
| COLLEGE NAME | DEPARTMENT/UNIT | FACULTY NAME | FACULTY TITLE/RANK | FT/PT | AY 19-20 Percent (%) Effort | | | | # Classes Taught Fall 2019 | | | | # Classes Taught Spring 2020 | | | | Funding Source | | | | | | | | |
| | | | | | Research & Scholarship | Teaching & Instruction | Service | Total (%) Effort | UG | | GR | | SP | | UG | | GR | | SP | | Salary | Gift | Grant | Local | State |
| | | | | | | | | | ORG | NON | ORG | NON | ORG | NON | ORG | NON | ORG | NON | ORG | NON | | | | | |
| Liberal Arts & Social Sciences | English | Gonzales,Chrisoula Moulatis | Lecturer | Part-time | 0% | 100% | 0% | 100% | 1 | 0 | 0 | 0 | 0 | 0 | 1 | 0 | 0 | 0 | 0 | 0 | \$5,000 | | | | x |
| Liberal Arts & Social Sciences | English | Guinn,Christina | Lecturer | Part-time | 0% | 100% | 0% | 100% | 4 | 0 | 0 | 0 | 0 | 0 | 2 | 0 | 0 | 0 | 0 | 0 | \$18,000 | | | | x |
| Liberal Arts & Social Sciences | English | Hannah,Jennifer | Lecturer | Part-time | 0% | 100% | 0% | 100% | 2 | 0 | 0 | 0 | 0 | 0 | 0 | 0 | 0 | 0 | 0 | 0 | \$6,000 | | | | x |
| Liberal Arts & Social Sciences | English | Hatley,Alana | Lecturer | Part-time | 0% | 100% | 0% | 100% | 5 | 0 | 0 | 0 | 0 | 0 | 3 | 0 | 0 | 0 | 0 | 0 | \$21,000 | | | | x |
| Liberal Arts & Social Sciences | English | Jagannathan,Meera | Lecturer | Part-time | 0% | 100% | 0% | 100% | 3 | 0 | 0 | 0 | 0 | 0 | 0 | 0 | 0 | 0 | 0 | 0 | \$3,000 | | | | x |
| Liberal Arts & Social Sciences | English | Lowe,Jennifer Samantha Anne | Lecturer | Part-time | 0% | 100% | 0% | 100% | 2 | 0 | 0 | 0 | 0 | 0 | 0 | 0 | 0 | 0 | 0 | 0 | \$6,000 | | | | x |
| Liberal Arts & Social Sciences | English | Mitchell,Josephine Margaret | Lecturer | Part-time | 0% | 100% | 0% | 100% | 0 | 0 | 0 | 0 | 0 | 0 | 1 | 0 | 0 | 0 | 0 | 0 | \$5,000 | | | | x |
| Liberal Arts & Social Sciences | English | Moore,Kelly L | Lecturer | Part-time | 0% | 100% | 0% | 100% | 2 | 0 | 1 | 0 | 0 | 0 | 1 | 0 | 0 | 0 | 0 | 0 | \$12,000 | | | | x |
| Liberal Arts & Social Sciences | English | Nazzari di Calabiana Willan,Alexander | Adjunct Faculty | Part-time | 0% | 100% | 0% | 100% | 1 | 0 | 0 | 0 | 0 | 0 | 1 | 0 | 0 | 0 | 0 | 0 | \$12,000 | | | x | x |
| Liberal Arts & Social Sciences | English | Nelms,Jodi Lynn | Lecturer | Part-time | 0% | 100% | 0% | 100% | 1 | 0 | 0 | 0 | 0 | 0 | 1 | 1 | 1 | 0 | 0 | 0 | \$10,000 | | | x | x |
| Liberal Arts & Social Sciences | English | Presswood,Phillip Hilliard | Lecturer | Part-time | 0% | 100% | 0% | 100% | 3 | 0 | 0 | 0 | 0 | 0 | 2 | 0 | 0 | 0 | 0 | 0 | \$15,000 | | | | x |
| Liberal Arts & Social Sciences | English | Salome,Melanie Rebecca | Adjunct Faculty | Part-time | 0% | 20% | 80% | 100% | 0 | 0 | 1 | 0 | 0 | 0 | 0 | 0 | 0 | 0 | 0 | 0 | \$5,000 | | | x | |
| Liberal Arts & Social Sciences | English | Sommers,Jeffrey Ryan | Lecturer | Part-time | 0% | 100% | 0% | 100% | 4 | 0 | 0 | 0 | 0 | 0 | 4 | 0 | 0 | 0 | 0 | 0 | \$21,000 | | | | x |
| Liberal Arts & Social Sciences | English | Taurino,Giuseppe | Adjunct Faculty | Part-time | 0% | 100% | 0% | 100% | 1 | 0 | 0 | 0 | 0 | 0 | 1 | 0 | 0 | 0 | 0 | 0 | \$10,000 | | | x | x |
| Liberal Arts & Social Sciences | English | Williams,Cynthia | Lecturer | Part-time | 0% | 100% | 0% | 100% | 1 | 0 | 0 | 0 | 0 | 0 | 0 | 0 | 0 | 0 | 0 | 0 | \$5,000 | | | | x |
| Liberal Arts & Social Sciences | English | Wittke,Jonas B. | Lecturer | Part-time | 0% | 100% | 0% | 100% | 0 | 0 | 0 | 0 | 0 | 0 | 1 | 0 | 0 | 0 | 0 | 0 | \$5,000 | | | | x |
| Liberal Arts & Social Sciences | English | Woleslagle,Julieta Margarita | Lecturer | Part-time | 0% | 100% | 0% | 100% | 1 | 0 | 0 | 0 | 0 | 0 | 0 | 0 | 0 | 0 | 0 | 0 | \$3,000 | | | | x |
| Liberal Arts & Social Sciences | English | Womack,Mark A | Lecturer | Part-time | 0% | 100% | 0% | 100% | 1 | 0 | 0 | 0 | 0 | 0 | 1 | 0 | 0 | 0 | 0 | 0 | \$10,000 | | | | x |
| Liberal Arts & Social Sciences | Health & Human Performance | Betts,Randi Jill | Adjunct Faculty | Part-time | 0% | 100% | 0% | 100% | 0 | 1 | 0 | 0 | 0 | 0 | 0 | 1 | 0 | 0 | 0 | 0 | \$3,600 | | | x | |
| Liberal Arts & Social Sciences | Health & Human Performance | Bigley,John Austin | Research Assistant Professor | Part-time | 100% | 0% | 0% | 100% | 0 | 0 | 0 | 0 | 0 | 0 | 0 | 0 | 0 | 0 | 0 | 0 | \$36,600 | | x | | |
| Liberal Arts & Social Sciences | Health & Human Performance | Bode,Sharon K | Active Faculty Retiree | Part-time | 0% | 20% | 80% | 100% | 0 | 0 | 0 | 0 | 0 | 0 | 0 | 0 | 0 | 0 | 0 | 0 | \$68,593 | | | x | |
| Liberal Arts & Social Sciences | Health & Human Performance | Galvan,Elfezo | Lecturer | Part-time | 0% | 100% | 0% | 100% | 1 | 0 | 0 | 0 | 0 | 0 | 0 | 0 | 0 | 0 | 0 | 0 | \$3,000 | | | x | |
| Liberal Arts & Social Sciences | Health & Human Performance | Graham,Marilynn Hadassah | Lecturer | Part-time | 0% | 100% | 0% | 100% | 8 | 0 | 0 | 0 | 0 | 0 | 6 | 0 | 0 | 0 | 0 | 0 | \$10,000 | | | x | |
| Liberal Arts & Social Sciences | Health & Human Performance | Honig,Caryn A | Lecturer | Part-time | 0% | 100% | 0% | 100% | 2 | 0 | 0 | 0 | 0 | 0 | 2 | 0 | 0 | 0 | 0 | 0 | \$12,000 | | | x | |
| Liberal Arts & Social Sciences | Health & Human Performance | Houston,John D | Adjunct Faculty | Part-time | 0% | 100% | 0% | 100% | 0 | 0 | 0 | 0 | 0 | 0 | 1 | 0 | 0 | 0 | 0 | 0 | \$3,000 | | | x | |
| Liberal Arts & Social Sciences | Health & Human Performance | McCracken,Alisha Nicole | Adjunct Faculty | Part-time | 0% | 100% | 0% | 100% | 0 | 1 | 0 | 0 | 0 | 0 | 0 | 0 | 0 | 0 | 0 | 0 | \$1,000 | | | x | |
| Liberal Arts & Social Sciences | Health & Human Performance | Russo,Joseph J | Lecturer | Part-time | 0% | 100% | 0% | 100% | 2 | 0 | 0 | 0 | 0 | 0 | 2 | 0 | 0 | 0 | 0 | 0 | \$8,332 | | | x | |
| Liberal Arts & Social Sciences | Hispanic Studies | Akines,Arielle Lanae | Lecturer | Part-time | 0% | 100% | 0% | 100% | 0 | 0 | 0 | 0 | 0 | 0 | 0 | 0 | 0 | 0 | 0 | 0 | \$5,000 | | | x | |
| Liberal Arts & Social Sciences | Hispanic Studies | Besovic,Helena | Adjunct Faculty | Part-time | 0% | 100% | 0% | 100% | 0 | 0 | 0 | 0 | 0 | 0 | 2 | 0 | 0 | 0 | 0 | 0 | \$6,000 | | | x | |
| Liberal Arts & Social Sciences | Hispanic Studies | Brunton,Alexander A | Lecturer | Part-time | 0% | 100% | 0% | 100% | 1 | 0 | 0 | 0 | 0 | 0 | 1 | 0 | 0 | 0 | 0 | 0 | \$6,000 | | | x | x |
| Liberal Arts & Social Sciences | Hispanic Studies | Campos Gonzalez,Lilia Cristina | Lecturer | Part-time | 0% | 100% | 0% | 100% | 0 | 0 | 0 | 0 | 0 | 0 | 1 | 0 | 0 | 0 | 0 | 0 | \$12,000 | | | x | x |
| Liberal Arts & Social Sciences | Hispanic Studies | Cano,Jaime | Lecturer | Part-time | 0% | 100% | 0% | 100% | 0 | 0 | 0 | 0 | 0 | 0 | 1 | 0 | 0 | 0 | 0 | 0 | \$3,000 | | | x | |
| Liberal Arts & Social Sciences | Hispanic Studies | Contreras de Wise,Angela Cristina | Lecturer | Part-time | 0% | 100% | 0% | 100% | 1 | 0 | 0 | 0 | 0 | 0 | 0 | 0 | 0 | 0 | 0 | 0 | \$8,000 | | | x | x |
| Liberal Arts & Social Sciences | Hispanic Studies | Hasbun,Rodrigo | Visiting Assistant Professor | Part-time | 0% | 100% | 0% | 100% | 0 | 0 | 0 | 0 | 0 | 0 | 1 | 0 | 1 | 0 | 0 | 0 | \$35,000 | | | x | |
| Liberal Arts & Social Sciences | Hispanic Studies | Rios Martinez de Castro,Bruno | Lecturer | Part-time | 0% | 100% | 0% | 100% | 2 | 0 | 0 | 0 | 0 | 0 | 0 | 0 | 0 | 0 | 0 | 0 | \$17,000 | | | x | x |
| Liberal Arts & Social Sciences | Hispanic Studies | Sanchez Carbajo,María | Lecturer | Part-time | 0% | 100% | 0% | 100% | 0 | 0 | 0 | 0 | 0 | 0 | 0 | 0 | 0 | 0 | 0 | 0 | \$3,000 | | | x | x |
| Liberal Arts & Social Sciences | Hispanic Studies | Serrano,Paloma A | Lecturer | Part-time | 0% | 100% | 0% | 100% | 0 | 0 | 0 | 0 | 0 | 0 | 2 | 0 | 0 | 0 | 0 | 0 | \$6,000 | | | x | |
| Liberal Arts & Social Sciences | History | Butler,Tracy A | Lecturer | Part-time | 0% | 100% | 0% | 100% | 2 | 0 | 0 | 0 | 0 | 0 | 2 | 0 | 0 | 0 | 0 | 0 | \$6,000 | | | x | |
| Liberal Arts & Social Sciences | History | Decker,Hannah S | Active Faculty Retiree | Part-time | 40% | 40% | 20% | 100% | 0 | 0 | 0 | 0 | 0 | 0 | 0 | 0 | 0 | 0 | 0 | 0 | \$53,668 | | | x | |
| Liberal Arts & Social Sciences | History | O'Neal,Amy M | Adjunct Faculty | Part-time | 0% | 100% | 0% | 100% | 0 | 0 | 0 | 0 | 0 | 0 | 1 | 0 | 0 | 0 | 0 | 0 | \$3,000 | | | x | |
| Liberal Arts & Social Sciences | History | Ryan,John Frederick | Lecturer | Part-time | 0% | 100% | 0% | 100% | 1 | 0 | 0 | 0 | 0 | 0 | 1 | 0 | 0 | 0 | 0 | 0 | \$6,000 | | | x | |
| Liberal Arts & Social Sciences | History | Thompson,Joseph Lee | Lecturer | Part-time | 0% | 100% | 0% | 100% | 4 | 0 | 0 | 0 | 0 | 0 | 6 | 0 | 0 | 0 | 0 | 0 | \$18,000 | | | x | x |
| Liberal Arts & Social Sciences | History | Wilson,Ezell Lamont | Lecturer | Part-time | 0% | 100% | 0% | 100% | 1 | 0 | 0 | 0 | 0 | 0 | 2 | 0 | 0 | 0 | 0 | 0 | \$9,000 | | | x | |
| Liberal Arts & Social Sciences | Mexican-American Studies | Gauthreau,Lorena | Adjunct Faculty | Part-time | 0% | 100% | 0% | 100% | 1 | 0 | 0 | 0 | 0 | 0 | 1 | 0 | 0 | 0 | 0 | 0 | \$6,000 | | | x | |
| Liberal Arts & Social Sciences | Mexican-American Studies | Pino,Diana | Lecturer | Part-time | 0% | 100% | 0% | 100% | 3 | 0 | 0 | 0 | 0 | 0 | 3 | 0 | 0 | 0 | 0 | 0 | \$18,000 | | | x | |
| Liberal Arts & Social Sciences | Mexican-American Studies | Rodriguez,Andre | Lecturer | Part-time | 0% | 100% | 0% | 100% | 1 | 0 | 0 | 0 | 0 | 0 | 1 | 0 | 0 | 0 | 0 | 0 | \$6,000 | | | x | x |
| Liberal Arts & Social Sciences | Modern & Classical Languages | Boggiano-Barbieri,Aymara | Lecturer | Part-time | 0% | 100% | 0% | 100% | 1 | 0 | 0 | 0 | 0 | 0 | 1 | 0 | 0 | 0 | 0 | 0 | \$8,000 | | | x | |
| Liberal Arts & Social Sciences | Modern & Classical Languages | Centeno,Daniel | Lecturer | Part-time | 0% | 100% | 0% | 100% | 4 | 0 | 0 | 0 | 0 | 0 | 5 | 0 | 0 | 0 | 0 | 0 | \$21,500 | | | x | |
| Liberal Arts & Social Sciences | Modern & Classical Languages | DANG,THONG Q | Lecturer | Part-time | 0% | 100% | 0% | 100% | 2 | 0 | 0 | 0 | 0 | 0 | 2 | 0 | 0 | 0 | 0 | 0 | \$16,000 | | | x | |
| Liberal Arts & Social Sciences | Modern & Classical Languages | Frieden,Sandra M Gross | Active Faculty Retiree | Part-time | 0% | 100% | 0% | 100% | 0 | 0 | 0 | 0 | 0 | 0 | 0 | 0 | 0 | 0 | 0 | 0 | \$6,000 | | | x | x |
| Liberal Arts & Social Sciences | Modern & Classical Languages | Gilberti,Maria C | Lecturer | Part-time | 0% | 100% | 0% | 100% | 1 | 0 | 0 | 0 | 0 | 0 | 2 | 0 | 1 | 0 | 0 | 0 | \$6,000 | | | x | |
| Liberal Arts & Social Sciences | Modern & Classical Languages | Houlihan,James W | Lecturer | Part-time | 0% | 100% | 0% | 100% | 4 | 0 | 0 | 0 | 0 | 0 | 4 | 0 | 0 | 0 | 0 | 0 | \$24,500 | | | x | |
| Liberal Arts & Social Sciences | Modern & Classical Languages | Luke-Dorn,Martina | Lecturer | Part-time | 0% | 100% | 0% | 100% | 2 | 0 | 0 | 0 | 0 | 0 | 2 | 0 | 0 | 0 | 0 | 0 | \$12,000 | | | x | |
| Liberal Arts & Social Sciences | Modern & Classical Languages | McGee,Elena V | Lecturer | Part-time | 0% | 100% | 0% | 100% | 1 | 0 | 0 | 0 | 0 | 0 | 1 | 0 | 0 | 0 | 0 | 0 | \$10,000 | | | x | |
| Liberal Arts & Social Sciences | Modern & Classical Languages | Sayyid,Huda | Lecturer | Part-time | 0% | 100% | 0% | 100% | 0 | 0 | 0 | 0 | 0 | 0 | 0 | 0 | 0 | 0 | 0 | 0 | \$3,000 | | | x | x |
| Liberal Arts & Social Sciences | Modern & Classical Languages | Weiss,Kenneth Scott | Lecturer | Part-time | 0% | 100% | 0% | 100% | 0 | 0 | 0 | 0 | 0 | 0 | 3 | 0 | 0 | 0 | 0 | 0 | \$3,000 | | | x | |
| Liberal Arts & Social Sciences | Philosophy | Aiman,Edwin E | Lecturer | Part-time | 0% | 100% | 0% | 100% | 2 | 0 | 0 | 0 | 0 | 0 | 2 | 0 | 0 | 0 | 0 | 0 | \$16,000 | | | x | |
| Liberal Arts & Social Sciences | Philosophy | Babb,Matthew W | Lecturer | Part-time | 0% | 100% | 0% | 100% | 1 | 0 | 0 | 0 | 0 | 0 | 0 | 0 | 0 | 0 | 0 | 0 | \$3,000 | | | x | x |
| Liberal Arts & Social Sciences | Philosophy | Ross,James Travis | Lecturer | Part-time | 0% | 100% | 0% | 100% | 0 | 0 | 0 | 0 | 0 | 0 | 1 | 0 | 0 | 0 | 0 | 0 | \$4,000 | | | x | |
| Liberal Arts & Social Sciences | Political Science | Bhatia,Vandana | Lecturer | Part-time | 0% | 100% | 0% | 100% | 4 | 0 | 0 | 0 | 0 | 0 | 2 | 0 | 0 | 0 | 0 | 0 | \$18,000 | | | x | |
| Liberal Arts & Social Sciences | Political Science | Bumgardner,Marcia N | Lecturer | Part-time | 0% | 100% | 0% | 100% | 1 | 0 | 0 | 0 | 0 | 0 | 0 | 0 | 0 | 0 | 0 | 0 | \$3,000 | | | x | |
| Liberal Arts & Social Sciences | Political Science | Cooper,Carol B | Lecturer | Part-time | 0% | 100% | 0% | 100% | 5 | 0 | 0 | 0 | 0 | 0 | 3 | 0 | 0 | 0 | 0 | 0 | \$9,000 | | | x | |
| Liberal Arts & Social Sciences | Political Science | Cross,Renee D | Adjunct Faculty | Part-time | 0% | 100% | 0% | 100% | 0 | 2 | 0 | 0 | 0 | 0 | 0 | 6 | 0 | 0 | 0 | 0 | \$6,000 | | | x | |
| Liberal Arts & Social Sciences | Political Science | Farah,Elena | Lecturer | Part-time | 0% | 100% | 0% | 100% | 1 | 0 | 0 | 0 | 0 | 0 | 1 | 0 | 0 | 0 | 0 | 0 | \$6,000 | | | x | |
| Liberal Arts & Social Sciences | Political Science | Jackson,Jerald W | Active Faculty Retiree | Part-time | 0% | 100% | 0% | 100% | 0 | 0 | 0 | 0 | 0 | 0 | 0 | 0 | 0 | 0 | 0 | 0 | \$12,000 | | | x | |
| Liberal Arts & Social Sciences | Political Science | Kharmats,Polina G | Lecturer | Part-time | 0% | 100% | 0% | 100% | 1 | 0 | 0 | 0 | 0 | 0 | 0 | 0 | 0 | 0 | 0 | 0 | \$3,000 | | | x | |
| Liberal Arts & Social Sciences | Political Science | Mallams,Sarah Arlene | | | | | | | | | | | | | | | | | | | | | | | |

Faculty Workload Report - Fall 2019 and Spring 2020

KEY: UG - Undergraduate Class; GR - Graduate Class; SP - Special Professional Class; ORG - Organized Class; NON - Non Organized Class

| COLLEGE NAME | DEPARTMENT/UNIT | FACULTY NAME | FACULTY TITLE/RANK | FT/PT | AY 19-20 Percent (%) Effort | | | | (# Classes Taught Fall 2019) | | | | | | (# Classes Taught Spring 2020) | | | | | | Funding Source | | | | | |
|--------------------------------|-------------------------------|--------------------------------|------------------------------|-----------|-----------------------------|------------------------|---------|------------------|------------------------------|-----|-----|-----|-----|-----|--------------------------------|-----|-----|-----|-----|-----|----------------|----------|-------|-------|-------|---|
| | | | | | Research & Scholarship | Teaching & Instruction | Service | Total (%) Effort | UG | | GR | | SP | | UG | | GR | | SP | | Salary | Gift | Grant | Local | State | |
| | | | | | | | | | ORG | NON | ORG | NON | ORG | NON | ORG | NON | ORG | NON | ORG | NON | | | | | | |
| Liberal Arts & Social Sciences | Political Science | McDonald,John Terrence George | Lecturer | Part-time | 0% | 100% | 0% | 100% | 3 | 0 | 0 | 0 | 0 | 0 | 4 | 0 | 0 | 0 | 0 | 0 | 0 | \$18,000 | | | | x |
| Liberal Arts & Social Sciences | Political Science | Murray,Richard W | Active Faculty Retiree | Part-time | 0% | 100% | 0% | 100% | 0 | 0 | 0 | 0 | 0 | 0 | 0 | 0 | 0 | 0 | 0 | 0 | 0 | \$53,322 | | | | x |
| Liberal Arts & Social Sciences | Political Science | Sims,Nancy Lou | Lecturer | Part-time | 0% | 100% | 0% | 100% | 1 | 0 | 0 | 0 | 0 | 0 | 1 | 0 | 0 | 0 | 0 | 0 | 0 | \$6,000 | | | x | |
| Liberal Arts & Social Sciences | Political Science | Sisman,Ozlem | Lecturer | Part-time | 0% | 100% | 0% | 100% | 3 | 0 | 0 | 0 | 0 | 0 | 3 | 0 | 0 | 0 | 0 | 0 | 0 | \$18,000 | | | x | |
| Liberal Arts & Social Sciences | Political Science | Vardy,Ronald V | Lecturer | Part-time | 0% | 100% | 0% | 100% | 3 | 0 | 0 | 0 | 0 | 0 | 3 | 0 | 0 | 0 | 0 | 0 | 0 | \$15,000 | | | x | |
| Liberal Arts & Social Sciences | Political Science | Wall,Kenneth S | Lecturer | Part-time | 0% | 100% | 0% | 100% | 1 | 0 | 0 | 0 | 0 | 0 | 1 | 0 | 0 | 0 | 0 | 0 | 0 | \$6,000 | | | x | |
| Liberal Arts & Social Sciences | Psychology | Brandt,Charles P | Lecturer | Part-time | 0% | 100% | 0% | 100% | 1 | 0 | 0 | 0 | 0 | 0 | 1 | 0 | 0 | 0 | 0 | 0 | 0 | \$6,000 | | | x | |
| Liberal Arts & Social Sciences | Psychology | Capuzzo,Kristen Irene | Lecturer | Part-time | 0% | 100% | 0% | 100% | 1 | 0 | 0 | 0 | 0 | 0 | 1 | 0 | 0 | 0 | 0 | 0 | 0 | \$14,000 | | | x | |
| Liberal Arts & Social Sciences | Psychology | Deleanu,Evelina | Lecturer | Part-time | 0% | 100% | 0% | 100% | 2 | 0 | 0 | 0 | 0 | 0 | 2 | 0 | 0 | 0 | 0 | 0 | 0 | \$12,000 | | | x | |
| Liberal Arts & Social Sciences | Psychology | Harlan,Pamela Kay | Lecturer | Part-time | 0% | 100% | 0% | 100% | 5 | 0 | 0 | 0 | 0 | 0 | 6 | 0 | 0 | 0 | 0 | 0 | 0 | \$18,000 | | | x | |
| Liberal Arts & Social Sciences | Psychology | Harris,Gerald E | Active Faculty Retiree | Part-time | 0% | 100% | 0% | 100% | 0 | 0 | 0 | 0 | 0 | 0 | 0 | 0 | 0 | 0 | 0 | 0 | 0 | \$3,000 | | | x | |
| Liberal Arts & Social Sciences | Psychology | Hart,Lesley A | Clinical Assoc Prof | Part-time | 100% | 0% | 0% | 100% | 0 | 0 | 0 | 0 | 0 | 0 | 0 | 0 | 0 | 0 | 0 | 0 | 0 | \$17,510 | x | | | |
| Liberal Arts & Social Sciences | Psychology | Inman,Tonya N | Lecturer | Part-time | 0% | 100% | 0% | 100% | 1 | 0 | 0 | 0 | 0 | 0 | 1 | 0 | 0 | 0 | 0 | 0 | 0 | \$6,000 | | | x | |
| Liberal Arts & Social Sciences | Psychology | Jacob,Jane | Lecturer | Part-time | 0% | 100% | 0% | 100% | 1 | 0 | 0 | 0 | 0 | 0 | 1 | 0 | 0 | 0 | 0 | 0 | 0 | \$6,000 | | | x | |
| Liberal Arts & Social Sciences | Psychology | Keo-Meier,Colton Lawrence | Lecturer | Part-time | 0% | 100% | 0% | 100% | 1 | 0 | 0 | 0 | 0 | 0 | 1 | 0 | 0 | 0 | 0 | 0 | 0 | \$6,000 | | | x | |
| Liberal Arts & Social Sciences | Psychology | Kosten,Thomas | Temporary Faculty | Part-time | 100% | 0% | 0% | 100% | 0 | 0 | 0 | 0 | 0 | 0 | 0 | 0 | 0 | 0 | 0 | 0 | 0 | \$4,000 | x | | | |
| Liberal Arts & Social Sciences | Psychology | Martin,Rebecca B | Lecturer | Part-time | 0% | 100% | 0% | 100% | 1 | 0 | 0 | 0 | 0 | 0 | 1 | 0 | 0 | 0 | 0 | 0 | 0 | \$6,000 | | | x | |
| Liberal Arts & Social Sciences | Psychology | Osika,Matylda Maria | Lecturer | Part-time | 0% | 100% | 0% | 100% | 1 | 0 | 0 | 0 | 0 | 0 | 1 | 0 | 0 | 0 | 0 | 0 | 0 | \$6,000 | | | x | |
| Liberal Arts & Social Sciences | Psychology | Rodgers,Shaefali Pillai | Lecturer | Part-time | 0% | 100% | 0% | 100% | 1 | 0 | 0 | 0 | 0 | 0 | 1 | 1 | 0 | 0 | 0 | 0 | 0 | \$3,000 | | | x | |
| Liberal Arts & Social Sciences | Psychology | Rodgers,Shaefali Pillai | Research Assistant Professor | Part-time | 100% | 0% | 0% | 100% | 1 | 0 | 0 | 0 | 0 | 0 | 1 | 1 | 0 | 0 | 0 | 0 | 0 | \$45,555 | x | | | |
| Liberal Arts & Social Sciences | Psychology | Szafranski,Derek D | Lecturer | Part-time | 0% | 100% | 0% | 100% | 1 | 0 | 0 | 0 | 0 | 0 | 1 | 0 | 0 | 0 | 0 | 0 | 0 | \$6,000 | | | x | |
| Liberal Arts & Social Sciences | Psychology | Tolar,Tammy | Research Assistant Professor | Part-time | 100% | 0% | 0% | 100% | 0 | 0 | 0 | 0 | 0 | 0 | 0 | 0 | 0 | 0 | 0 | 0 | 0 | \$19,066 | x | | | |
| Liberal Arts & Social Sciences | Public Administration Program | Glaus Late,Kimberly | Lecturer | Part-time | 0% | 100% | 0% | 100% | 0 | 0 | 0 | 0 | 0 | 0 | 0 | 0 | 1 | 0 | 0 | 0 | 0 | \$4,000 | | | x | |
| Liberal Arts & Social Sciences | Sociology | Davis,Mary A | Lecturer | Part-time | 0% | 100% | 0% | 100% | 2 | 0 | 0 | 0 | 0 | 0 | 3 | 0 | 0 | 0 | 0 | 0 | 0 | \$16,500 | | | x | |
| Liberal Arts & Social Sciences | Sociology | Dworkin,Anthony G | Active Faculty Retiree | Part-time | 45% | 45% | 10% | 100% | 0 | 0 | 0 | 0 | 0 | 0 | 0 | 0 | 0 | 0 | 0 | 0 | 0 | \$56,780 | | | | x |
| Liberal Arts & Social Sciences | Sociology | Gallo,Joseph Ralph | Lecturer | Part-time | 0% | 100% | 0% | 100% | 1 | 0 | 0 | 0 | 0 | 0 | 2 | 0 | 0 | 0 | 0 | 0 | 0 | \$9,000 | | | x | |
| Liberal Arts & Social Sciences | Sociology | Graves,Jennifer Lauren | Lecturer | Part-time | 0% | 100% | 0% | 100% | 4 | 0 | 0 | 0 | 0 | 0 | 3 | 0 | 0 | 0 | 0 | 0 | 0 | \$21,000 | | | x | |
| Liberal Arts & Social Sciences | Sociology | Menon-Chembottill,Sarath Kumar | Lecturer | Part-time | 0% | 100% | 0% | 100% | 3 | 0 | 0 | 0 | 0 | 0 | 4 | 0 | 0 | 0 | 0 | 0 | 0 | \$9,000 | | | x | |
| Liberal Arts & Social Sciences | Sociology | Richard,Hannah | Lecturer | Part-time | 0% | 100% | 0% | 100% | 0 | 0 | 0 | 0 | 0 | 0 | 1 | 0 | 0 | 0 | 0 | 0 | 0 | \$3,000 | | | x | |
| Liberal Arts & Social Sciences | Sociology | Salinas,Luis L | Lecturer | Part-time | 0% | 100% | 0% | 100% | 1 | 0 | 0 | 0 | 0 | 0 | 1 | 0 | 0 | 0 | 0 | 0 | 0 | \$3,250 | | | x | |
| Liberal Arts & Social Sciences | Sociology | Singh,Sheila Kaur | Lecturer | Part-time | 0% | 100% | 0% | 100% | 3 | 0 | 0 | 0 | 0 | 0 | 4 | 0 | 0 | 0 | 0 | 0 | 0 | \$18,250 | | | x | |
| Liberal Arts & Social Sciences | Women's Studies Program | Boffone,Trevor James | Lecturer | Part-time | 0% | 100% | 0% | 100% | 1 | 0 | 0 | 0 | 0 | 0 | 0 | 0 | 0 | 0 | 0 | 0 | 0 | \$3,000 | | | x | |
| Liberal Arts & Social Sciences | Women's Studies Program | Butler,Tracy A | Lecturer | Part-time | 0% | 100% | 0% | 100% | 2 | 0 | 0 | 0 | 0 | 0 | 2 | 0 | 0 | 0 | 0 | 0 | 0 | \$6,000 | | | | x |
| Liberal Arts & Social Sciences | Women's Studies Program | Cano,Jaime | Lecturer | Part-time | 0% | 100% | 0% | 100% | 0 | 0 | 0 | 0 | 0 | 0 | 1 | 0 | 0 | 0 | 0 | 0 | 0 | \$3,000 | | | | x |
| Liberal Arts & Social Sciences | Women's Studies Program | Ford-McCartney,Devan S | Lecturer | Part-time | 0% | 100% | 0% | 100% | 1 | 0 | 0 | 0 | 0 | 0 | 1 | 0 | 0 | 0 | 0 | 0 | 0 | \$6,000 | | | x | x |
| Liberal Arts & Social Sciences | Women's Studies Program | Jagannathan,Meera | Lecturer | Part-time | 0% | 100% | 0% | 100% | 3 | 0 | 0 | 0 | 0 | 0 | 0 | 0 | 0 | 0 | 0 | 0 | 0 | \$6,000 | | | | x |
| Liberal Arts & Social Sciences | Women's Studies Program | Miller,Audrey | Adjunct Faculty | Part-time | 0% | 100% | 0% | 100% | 1 | 0 | 0 | 0 | 0 | 0 | 1 | 0 | 0 | 0 | 0 | 0 | 0 | \$6,000 | | | x | |
| Liberal Arts & Social Sciences | Women's Studies Program | Pegoda,Andrew Joseph | Lecturer | Part-time | 0% | 100% | 0% | 100% | 6 | 0 | 0 | 0 | 0 | 0 | 5 | 0 | 0 | 0 | 0 | 0 | 0 | \$21,000 | | | x | x |
| Liberal Arts & Social Sciences | Women's Studies Program | Vollrath,Lesli A | Lecturer | Part-time | 0% | 100% | 0% | 100% | 0 | 0 | 0 | 0 | 0 | 0 | 5 | 0 | 0 | 0 | 0 | 0 | 0 | \$3,000 | | | x | |
| Natural Sciences & Mathematics | Biology | O'Bryant,Zaven Keith | Adjunct Faculty | Part-time | 0% | 100% | 0% | 100% | 0 | 0 | 0 | 0 | 0 | 0 | 1 | 0 | 1 | 0 | 0 | 0 | 0 | \$5,000 | | | x | |
| Natural Sciences & Mathematics | Chemistry | Geanangel,Russell A | Active Faculty Retiree | Part-time | 0% | 80% | 20% | 100% | 0 | 0 | 0 | 0 | 0 | 0 | 0 | 0 | 0 | 0 | 0 | 0 | 0 | \$22,500 | | | | x |
| Natural Sciences & Mathematics | Chemistry | Thummel,Randolph P | Active Faculty Retiree | Part-time | 100% | 0% | 0% | 100% | 0 | 0 | 0 | 0 | 0 | 0 | 0 | 0 | 0 | 0 | 0 | 0 | 0 | \$36,000 | | | | x |
| Natural Sciences & Mathematics | Computer Science | Biediger,Daniel Edward | Lecturer | Part-time | 0% | 100% | 0% | 100% | 1 | 0 | 0 | 0 | 0 | 0 | 0 | 0 | 0 | 0 | 0 | 0 | 0 | \$6,500 | | | | x |
| Natural Sciences & Mathematics | Computer Science | Donatelli,Vincent M | Lecturer | Part-time | 0% | 100% | 0% | 100% | 1 | 0 | 1 | 0 | 0 | 0 | 1 | 0 | 0 | 0 | 0 | 0 | 0 | \$13,000 | | | | x |
| Natural Sciences & Mathematics | Computer Science | Mantini,Pranav | Lecturer | Part-time | 0% | 100% | 0% | 100% | 1 | 0 | 1 | 0 | 0 | 0 | 1 | 0 | 1 | 0 | 0 | 0 | 0 | \$13,000 | | | | x |
| Natural Sciences & Mathematics | Computer Science | Panahi,Hesam Mike | Lecturer | Part-time | 0% | 100% | 0% | 100% | 1 | 0 | 0 | 0 | 0 | 0 | 0 | 0 | 0 | 0 | 0 | 0 | 0 | \$6,500 | | | | x |
| Natural Sciences & Mathematics | Computer Science | Ramamurthy,Uma | Adjunct Faculty | Part-time | 0% | 100% | 0% | 100% | 1 | 0 | 0 | 0 | 0 | 0 | 2 | 0 | 0 | 0 | 0 | 0 | 0 | \$19,500 | | | | x |
| Natural Sciences & Mathematics | Computer Science | Singh,Raj Kumar | Lecturer | Part-time | 0% | 100% | 0% | 100% | 2 | 1 | 0 | 0 | 0 | 0 | 2 | 1 | 1 | 0 | 0 | 0 | 0 | \$26,000 | | | | x |
| Natural Sciences & Mathematics | Computer Science | Subramaniam,Venkat | Adjunct Professor | Part-time | 0% | 100% | 0% | 100% | 2 | 0 | 2 | 0 | 0 | 0 | 1 | 0 | 2 | 0 | 0 | 0 | 0 | \$55,251 | | | | x |
| Natural Sciences & Mathematics | Earth & Atmospheric Sciences | Baysal,Edip | Lecturer | Part-time | 0% | 100% | 0% | 100% | 0 | 0 | 0 | 0 | 0 | 0 | 0 | 2 | 0 | 0 | 0 | 0 | 0 | \$5,200 | | | x | |
| Natural Sciences & Mathematics | Earth & Atmospheric Sciences | Bird,Dale E | Lecturer | Part-time | 0% | 100% | 0% | 100% | 0 | 0 | 0 | 0 | 0 | 0 | 0 | 0 | 0 | 0 | 0 | 0 | 0 | \$459 | | | x | |
| Natural Sciences & Mathematics | Earth & Atmospheric Sciences | Bissada,Kadry K | Lecturer | Part-time | 0% | 100% | 0% | 100% | 0 | 0 | 1 | 1 | 0 | 0 | 0 | 1 | 1 | 1 | 0 | 0 | 0 | \$10,400 | | | x | |
| Natural Sciences & Mathematics | Earth & Atmospheric Sciences | Bissada,Kadry K | Research Professor | Part-time | 0% | 100% | 0% | 100% | 0 | 0 | 1 | 1 | 0 | 0 | 0 | 1 | 1 | 1 | 0 | 0 | 0 | \$15,737 | | | x | |
| Natural Sciences & Mathematics | Earth & Atmospheric Sciences | Dyaur,Nikolay | Research Scientist | Part-time | 100% | 0% | 0% | 100% | 0 | 0 | 0 | 0 | 0 | 0 | 0 | 0 | 0 | 0 | 0 | 0 | 0 | \$53,047 | | | x | |
| Natural Sciences & Mathematics | Earth & Atmospheric Sciences | Han,De-Hua | Active Faculty Retiree | Part-time | 100% | 0% | 0% | 100% | 0 | 0 | 0 | 0 | 0 | 0 | 0 | 0 | 0 | 0 | 0 | 0 | 0 | \$15,568 | x | | | |
| Natural Sciences & Mathematics | Earth & Atmospheric Sciences | Hilerman,Fred | Distinguished Univ Professor | Part-time | 0% | 100% | 0% | 100% | 0 | 0 | 0 | 1 | 0 | 0 | 0 | 0 | 0 | 2 | 0 | 0 | 0 | \$10,000 | | | | x |
| Natural Sciences & Mathematics | Earth & Atmospheric Sciences | Marfurt,Kurt J | Adjunct Faculty | Part-time | 0% | 100% | 0% | 100% | 0 | 0 | 1 | 0 | 0 | 0 | 0 | 0 | 0 | 0 | 0 | 0 | 0 | \$10,000 | | | | x |
| Natural Sciences & Mathematics | Earth & Atmospheric Sciences | Naruk,Stephen | Adjunct Faculty | Part-time | 100% | 0% | 0% | 100% | 0 | 0 | 0 | 0 | 0 | 0 | 0 | 0 | 0 | 0 | 0 | 0 | 0 | \$10,000 | | | | x |
| Natural Sciences & Mathematics | Earth & Atmospheric Sciences | Thomsen,Leon A | Adjunct Faculty | Part-time | 100% | 0% | 0% | 100% | 0 | 0 | 0 | 0 | 0 | 0 | 0 | 0 | 0 | 0 | 0 | 0 | 0 | \$10,000 | | | | x |
| Natural Sciences & Mathematics | Earth & Atmospheric Sciences | Wiley,Robert W | Lecturer | Part-time | 0% | 100% | 0% | 100% | 1 | 0 | 0 | 0 | 0 | 0 | 0 | 0 | 0 | 0 | 0 | 0 | 0 | \$4,200 | | | x | |
| Natural Sciences & Mathematics | Mathematics | Arregoces,Luis A | Lecturer | Part-time | 0% | 100% | 0% | 100% | 0 | 0 | 0 | 0 | 0 | 0 | 0 | 0 | 1 | 0 | 0 | 0 | 0 | \$8,000 | | | x | |
| Natural Sciences & Mathematics | Mathematics | Czuron,Alan | Lecturer | Part-time | 0% | 100% | 0% | 100% | 0 | 0 | 1 | 0 | 0 | 0 | 0 | 0 | 0 | 0 | 0 | 0 | 0 | \$6,000 | | | x | |
| Natural Sciences & Mathematics | Mathematics | Herring,James L. | Lecturer | Part-time | 0% | 100% | 0% | 100% | 1 | 0 | 0 | 0 | 0 | 0 | 0 | 0 | 0 | 0 | 0 | 0 | 0 | \$12,000 | | | x | |
| Natural Sciences & Mathematics | Mathematics | Hollyer,Victoria Leigh | Sr Lecturer | Part-time | 0% | 80% | 20% | 100% | 2 | 0 | 0 | 0 | 0 | 0 | 2 | 0 | 0 | 0 | 0 | 0 | 0 | \$29,990 | | | | x |
| Natural Sciences & Mathematics | Mathematics | Hong,Yuqi | Lecturer | Part-time | 0% | 100% | | | | | | | | | | | | | | | | | | | | |

KEY: UG - Undergraduate Class; GR - Graduate Class; SP - Special Professional Class; ORG - Organized Class; NON - Non Organized Class

| COLLEGE NAME | DEPARTMENT/UNIT | FACULTY NAME | FACULTY TITLE/RANK | FT/PT | AY 19-20 Percent (%) Effort | | | | # Classes Taught Fall 2019 | | | | | | # Classes Taught Spring 2020 | | | | | | Funding Source | | | | | | | |
|--------------|-------------------------|-----------------------------|------------------------|-----------|-----------------------------|------------------------|---------|------------------|----------------------------|-----|-----|-----|-----|-----|------------------------------|-----|-----|-----|-----|-----|----------------|------|-----------|-----------|-------|----|---|----|
| | | | | | Research & Scholarship | Teaching & Instruction | Service | Total (%) Effort | ORG | NON | ORG | NON | ORG | NON | ORG | NON | ORG | NON | ORG | NON | Salary | Gift | Grant | Local | State | | | |
| | | | | | | | | | | | | | | | | | | | | | | | | | | UG | | GR |
| | | | | | | | | | | | | | | | | | | | | | | | | | | | | |
| Optometry | Dean, Optometry | Gorman, Tiffanie Renee | Adjunct Faculty | Part-time | 0% | 100% | 0% | 100% | 0 | 0 | 0 | 0 | 0 | 0 | 0 | 0 | 0 | 0 | 0 | 0 | 0 | 0 | 0 | \$9,620 | | | | x |
| Optometry | Dean, Optometry | Holdeman, Nicky Ray | Active Faculty Retiree | Part-time | 0% | 100% | 0% | 100% | 0 | 0 | 0 | 0 | 0 | 0 | 0 | 0 | 0 | 0 | 0 | 0 | 0 | 0 | 0 | \$43,643 | | | | x |
| Optometry | Dean, Optometry | Lin, Albert P | Adjunct Faculty | Part-time | 0% | 100% | 0% | 100% | 0 | 0 | 0 | 0 | 0 | 0 | 0 | 0 | 0 | 0 | 0 | 0 | 0 | 0 | 0 | \$78,000 | | | | x |
| Optometry | Dean, Optometry | Maxwell, Lisa Marie | Adjunct Faculty | Part-time | 0% | 100% | 0% | 100% | 0 | 0 | 0 | 0 | 0 | 0 | 0 | 0 | 0 | 0 | 0 | 0 | 0 | 0 | 0 | \$9,620 | | | | x |
| Optometry | Dean, Optometry | Morrow, Courtney Faatin | Adjunct Faculty | Part-time | 0% | 100% | 0% | 100% | 0 | 0 | 0 | 0 | 0 | 0 | 0 | 0 | 0 | 0 | 0 | 0 | 0 | 0 | 0 | \$9,620 | | | | x |
| Optometry | Dean, Optometry | Nanda, Seema | Adjunct Faculty | Part-time | 0% | 100% | 0% | 100% | 0 | 0 | 0 | 0 | 0 | 0 | 0 | 0 | 0 | 0 | 0 | 0 | 0 | 0 | 0 | \$9,620 | | | | x |
| Optometry | Dean, Optometry | Patel, Swati Bhupendra | Adjunct Faculty | Part-time | 0% | 100% | 0% | 100% | 0 | 0 | 0 | 0 | 0 | 0 | 0 | 0 | 0 | 0 | 0 | 0 | 0 | 0 | 0 | \$9,620 | | | | x |
| Optometry | Dean, Optometry | Salem, Andrew K | Adjunct Faculty | Part-time | 0% | 100% | 0% | 100% | 0 | 0 | 0 | 0 | 0 | 0 | 0 | 0 | 0 | 0 | 0 | 0 | 0 | 0 | 0 | \$78,000 | | | | x |
| Optometry | Dean, Optometry | Sanders, Marc R | Adjunct Faculty | Part-time | 0% | 100% | 0% | 100% | 0 | 0 | 0 | 0 | 0 | 0 | 0 | 0 | 0 | 0 | 0 | 0 | 0 | 0 | 0 | \$78,000 | | | | x |
| Pharmacy | Dean, Pharmacy | Ordonez, Nancy D | Clinical Assoc Prof | Part-time | 0% | 75% | 25% | 100% | 0 | 0 | 0 | 0 | 0 | 16 | 0 | 0 | 0 | 0 | 0 | 0 | 2 | 13 | \$100,431 | | | | x | |
| Technology | Construction Management | Beadle, Dwight D | Lecturer | Part-time | 0% | 100% | 0% | 100% | 2 | 0 | 0 | 0 | 0 | 0 | 2 | 0 | 0 | 0 | 0 | 0 | 0 | 0 | 0 | \$20,000 | | | | x |
| Technology | Construction Management | Blount, James | Lecturer | Part-time | 0% | 100% | 0% | 100% | 1 | 0 | 0 | 0 | 0 | 0 | 1 | 0 | 0 | 0 | 0 | 0 | 0 | 0 | 0 | \$9,000 | | | | x |
| Technology | Construction Management | Bolander, Larry A | Lecturer | Part-time | 0% | 100% | 0% | 100% | 1 | 0 | 0 | 0 | 0 | 0 | 0 | 0 | 0 | 0 | 0 | 0 | 0 | 0 | 0 | \$8,000 | | | | x |
| Technology | Construction Management | Burton, Christopher E | Lecturer | Part-time | 0% | 100% | 0% | 100% | 1 | 0 | 0 | 0 | 0 | 0 | 1 | 0 | 0 | 0 | 0 | 0 | 0 | 0 | 0 | \$9,000 | | | | x |
| Technology | Construction Management | Butler Jr, Bobby Dwight | Lecturer | Part-time | 0% | 100% | 0% | 100% | 3 | 0 | 0 | 0 | 0 | 0 | 3 | 0 | 0 | 0 | 0 | 0 | 0 | 0 | 0 | \$24,000 | | | | x |
| Technology | Construction Management | Chang, Chi Chung | Lecturer | Part-time | 0% | 100% | 0% | 100% | 0 | 0 | 0 | 0 | 0 | 0 | 1 | 0 | 0 | 0 | 0 | 0 | 0 | 0 | 0 | \$20,000 | | | | x |
| Technology | Construction Management | Clark, Peter J | Lecturer | Part-time | 0% | 100% | 0% | 100% | 1 | 0 | 0 | 0 | 0 | 0 | 1 | 0 | 0 | 0 | 0 | 0 | 0 | 0 | 0 | \$10,500 | | | | x |
| Technology | Construction Management | Cluff, Rodney R | Lecturer | Part-time | 0% | 100% | 0% | 100% | 0 | 0 | 0 | 0 | 0 | 0 | 0 | 0 | 0 | 0 | 0 | 0 | 0 | 0 | 0 | \$9,000 | | | | x |
| Technology | Construction Management | Connors, Jayme P | Lecturer | Part-time | 0% | 100% | 0% | 100% | 0 | 0 | 0 | 0 | 0 | 0 | 0 | 0 | 1 | 0 | 0 | 0 | 0 | 0 | 0 | \$5,000 | | | | x |
| Technology | Construction Management | Conover, Sharon Cecilia | Lecturer | Part-time | 0% | 100% | 0% | 100% | 0 | 0 | 0 | 0 | 0 | 0 | 0 | 0 | 0 | 0 | 0 | 0 | 0 | 0 | 0 | \$12,000 | | | | x |
| Technology | Construction Management | Djendou, Abir | Lecturer | Part-time | 0% | 100% | 0% | 100% | 0 | 0 | 0 | 0 | 0 | 0 | 0 | 0 | 0 | 0 | 0 | 0 | 0 | 0 | 0 | \$4,000 | | | | x |
| Technology | Construction Management | Drucker, Aaron Nicholas | Lecturer | Part-time | 0% | 100% | 0% | 100% | 0 | 0 | 0 | 0 | 0 | 0 | 0 | 0 | 0 | 0 | 0 | 0 | 0 | 0 | 0 | \$4,000 | | | | x |
| Technology | Construction Management | Ducran, Denis George | Lecturer | Part-time | 0% | 100% | 0% | 100% | 0 | 0 | 0 | 0 | 0 | 0 | 1 | 0 | 0 | 0 | 0 | 0 | 0 | 0 | 0 | \$9,000 | | | | x |
| Technology | Construction Management | Elliott, Stephen Dwight | Lecturer | Part-time | 0% | 100% | 0% | 100% | 1 | 0 | 0 | 0 | 0 | 0 | 2 | 0 | 0 | 0 | 0 | 0 | 0 | 0 | 0 | \$12,000 | | | | x |
| Technology | Construction Management | Elsamahy, Ibrahim M | Lecturer | Part-time | 0% | 100% | 0% | 100% | 2 | 0 | 0 | 0 | 0 | 0 | 0 | 0 | 0 | 0 | 0 | 0 | 0 | 0 | 0 | \$12,000 | | | | x |
| Technology | Construction Management | Escobar, C Mauricio | Lecturer | Part-time | 0% | 100% | 0% | 100% | 0 | 0 | 0 | 0 | 0 | 0 | 0 | 0 | 0 | 0 | 0 | 0 | 0 | 0 | 0 | \$8,000 | | | | x |
| Technology | Construction Management | Franklin II, Carter L | Lecturer | Part-time | 0% | 100% | 0% | 100% | 0 | 0 | 0 | 0 | 0 | 0 | 0 | 0 | 0 | 0 | 0 | 0 | 0 | 0 | 0 | \$6,000 | | | | x |
| Technology | Construction Management | Glumac, Carmel | Lecturer | Part-time | 0% | 100% | 0% | 100% | 0 | 0 | 0 | 0 | 0 | 0 | 1 | 0 | 0 | 0 | 0 | 0 | 0 | 0 | 0 | \$4,000 | | | | x |
| Technology | Construction Management | Hanssen, Byron Ernst | Lecturer | Part-time | 0% | 100% | 0% | 100% | 0 | 0 | 0 | 0 | 0 | 0 | 1 | 0 | 0 | 0 | 0 | 0 | 0 | 0 | 0 | \$4,500 | | | | x |
| Technology | Construction Management | Hart, Lee J | Lecturer | Part-time | 0% | 100% | 0% | 100% | 0 | 0 | 0 | 0 | 0 | 0 | 0 | 0 | 0 | 0 | 0 | 0 | 0 | 0 | 0 | \$8,000 | | | | x |
| Technology | Construction Management | Hogan, James Eugene | Lecturer | Part-time | 0% | 100% | 0% | 100% | 1 | 0 | 0 | 0 | 0 | 0 | 0 | 0 | 0 | 0 | 0 | 0 | 0 | 0 | 0 | \$9,000 | | | | x |
| Technology | Construction Management | Hollis, Thomas Edward | Lecturer | Part-time | 0% | 100% | 0% | 100% | 2 | 0 | 0 | 0 | 0 | 0 | 2 | 0 | 0 | 0 | 0 | 0 | 0 | 0 | 0 | \$16,000 | | | | x |
| Technology | Construction Management | Hossain, Sk Amjad | Lecturer | Part-time | 0% | 100% | 0% | 100% | 1 | 0 | 0 | 0 | 0 | 0 | 0 | 0 | 0 | 0 | 0 | 0 | 0 | 0 | 0 | \$4,000 | | | | x |
| Technology | Construction Management | Jankovic, James | Lecturer | Part-time | 0% | 100% | 0% | 100% | 2 | 0 | 0 | 0 | 0 | 0 | 0 | 0 | 0 | 0 | 0 | 0 | 0 | 0 | 0 | \$10,500 | | | | x |
| Technology | Construction Management | Khan-Hill, Keziah Cyline | Lecturer | Part-time | 0% | 100% | 0% | 100% | 2 | 0 | 0 | 0 | 0 | 0 | 2 | 0 | 0 | 0 | 0 | 0 | 0 | 0 | 0 | \$20,000 | | | | x |
| Technology | Construction Management | Lamb, James L | Lecturer | Part-time | 0% | 100% | 0% | 100% | 2 | 0 | 0 | 0 | 0 | 0 | 2 | 0 | 0 | 0 | 0 | 0 | 0 | 0 | 0 | \$16,000 | | | | x |
| Technology | Construction Management | Liggin, Gregory G | Lecturer | Part-time | 0% | 100% | 0% | 100% | 1 | 0 | 0 | 0 | 0 | 0 | 0 | 0 | 0 | 0 | 0 | 0 | 0 | 0 | 0 | \$13,500 | | | | x |
| Technology | Construction Management | Lozano Garcia, Miguel Angel | Lecturer | Part-time | 0% | 100% | 0% | 100% | 0 | 0 | 1 | 0 | 0 | 0 | 0 | 0 | 1 | 0 | 0 | 0 | 0 | 0 | 0 | \$12,000 | | | | x |
| Technology | Construction Management | Lyon, Eva Yaneth | Adjunct Faculty | Part-time | 0% | 100% | 0% | 100% | 1 | 0 | 0 | 0 | 0 | 0 | 2 | 0 | 0 | 0 | 0 | 0 | 0 | 0 | 0 | \$10,500 | | | | x |
| Technology | Construction Management | Mahmood, Sabrina Sharma | Lecturer | Part-time | 0% | 100% | 0% | 100% | 1 | 0 | 0 | 0 | 0 | 0 | 0 | 0 | 0 | 0 | 0 | 0 | 0 | 0 | 0 | \$4,500 | | | | x |
| Technology | Construction Management | Melasky, David Hillel | Lecturer | Part-time | 0% | 100% | 0% | 100% | 2 | 0 | 0 | 0 | 0 | 0 | 1 | 0 | 0 | 0 | 0 | 0 | 0 | 0 | 0 | \$7,500 | | | | x |
| Technology | Construction Management | Meyer, Joseph Ray | Lecturer | Part-time | 0% | 100% | 0% | 100% | 1 | 0 | 0 | 0 | 0 | 0 | 1 | 0 | 0 | 0 | 0 | 0 | 0 | 0 | 0 | \$16,000 | | | | x |
| Technology | Construction Management | Moghaddam, Hassan | Lecturer | Part-time | 0% | 100% | 0% | 100% | 3 | 0 | 0 | 0 | 0 | 0 | 4 | 0 | 0 | 0 | 0 | 0 | 0 | 0 | 0 | \$9,000 | | | | x |
| Technology | Construction Management | Opara, Ethelbert | Lecturer | Part-time | 0% | 100% | 0% | 100% | 0 | 0 | 0 | 0 | 0 | 0 | 2 | 0 | 0 | 0 | 0 | 0 | 0 | 0 | 0 | \$12,000 | | | | x |
| Technology | Construction Management | Poisler, Marco A | Lecturer | Part-time | 0% | 100% | 0% | 100% | 0 | 0 | 0 | 0 | 0 | 0 | 0 | 0 | 0 | 0 | 0 | 0 | 0 | 0 | 0 | \$4,500 | | | | x |
| Technology | Construction Management | Ponussamy, Ravi Chandran | Lecturer | Part-time | 0% | 100% | 0% | 100% | 1 | 0 | 0 | 0 | 0 | 0 | 1 | 0 | 0 | 0 | 0 | 0 | 0 | 0 | 0 | \$9,000 | | | | x |
| Technology | Construction Management | Radwan, Amr | Lecturer | Part-time | 0% | 100% | 0% | 100% | 2 | 0 | 0 | 0 | 0 | 0 | 1 | 0 | 0 | 0 | 0 | 0 | 0 | 0 | 0 | \$16,000 | | | | x |
| Technology | Construction Management | Ray, Kyle A | Lecturer | Part-time | 0% | 100% | 0% | 100% | 2 | 0 | 0 | 0 | 0 | 0 | 1 | 0 | 0 | 0 | 0 | 0 | 0 | 0 | 0 | \$4,000 | | | | x |
| Technology | Construction Management | Reyes, Jorge | Lecturer | Part-time | 0% | 100% | 0% | 100% | 0 | 0 | 0 | 0 | 0 | 0 | 0 | 0 | 1 | 0 | 0 | 0 | 0 | 0 | 0 | \$4,500 | | | | x |
| Technology | Construction Management | Ritchie Jr, Earl James | Lecturer | Part-time | 0% | 100% | 0% | 100% | 0 | 0 | 1 | 0 | 0 | 0 | 0 | 0 | 0 | 0 | 0 | 0 | 0 | 0 | 0 | \$5,000 | | | | x |
| Technology | Construction Management | Shepard, Mark Cullom | Lecturer | Part-time | 0% | 100% | 0% | 100% | 0 | 0 | 0 | 0 | 0 | 0 | 0 | 0 | 0 | 0 | 0 | 0 | 0 | 0 | 0 | \$18,000 | | | | x |
| Technology | Construction Management | Sherman, Dennis Louis | Lecturer | Part-time | 0% | 100% | 0% | 100% | 0 | 0 | 4 | 0 | 0 | 0 | 0 | 0 | 2 | 0 | 0 | 0 | 0 | 0 | 0 | \$16,000 | | | | x |
| Technology | Construction Management | Sheu, William Tay-Haur | Lecturer | Part-time | 0% | 100% | 0% | 100% | 0 | 0 | 0 | 0 | 0 | 0 | 0 | 0 | 0 | 0 | 0 | 0 | 0 | 0 | 0 | \$4,000 | | | | x |
| Technology | Construction Management | Siddiqui, Muhammad Ali | Lecturer | Part-time | 0% | 100% | 0% | 100% | 1 | 0 | 0 | 0 | 0 | 0 | 2 | 0 | 0 | 0 | 0 | 0 | 0 | 0 | 0 | \$10,000 | | | | x |
| Technology | Construction Management | Sikes, Andrew Lonnie | Lecturer | Part-time | 0% | 100% | 0% | 100% | 0 | 0 | 0 | 0 | 0 | 0 | 1 | 0 | 0 | 0 | 0 | 0 | 0 | 0 | 0 | \$8,000 | | | | x |
| Technology | Construction Management | Sissa, Nicholas George | Lecturer | Part-time | 0% | 100% | 0% | 100% | 1 | 0 | 0 | 0 | 0 | 0 | 0 | 0 | 0 | 0 | 0 | 0 | 0 | 0 | 0 | \$4,000 | | | | x |
| Technology | Construction Management | Sulehri, Hassan | Lecturer | Part-time | 0% | 100% | 0% | 100% | 0 | 0 | 0 | 0 | 0 | 0 | 1 | 0 | 0 | 0 | 0 | 0 | 0 | 0 | 0 | \$4,500</ | | | | |

Faculty Workload Report - Fall 2019 and Spring 2020

KEY: UG - Undergraduate Class; GR - Graduate Class; SP - Special Professional Class; ORG - Organized Class; NON - Non Organized Class

| COLLEGE NAME | DEPARTMENT/UNIT | FACULTY NAME | FACULTY TITLE/RANK | FT/PT | AY 19-20 Percent (%) Effort | | | | # Classes Taught Fall 2019 | | | | | | # Classes Taught Spring 2020 | | | | | | Funding Source | | | | | | |
|--------------|------------------------------|-------------------------------|--------------------|-----------|-----------------------------|------------------------|---------|------------------|----------------------------|-----|-----|-----|-----|-----|------------------------------|-----|-----|-----|-----|-----|----------------|------|----------|-------|-------|--|---|
| | | | | | Research & Scholarship | Teaching & Instruction | Service | Total (%) Effort | UG | | GR | | SP | | UG | | GR | | SP | | Salary | Gift | Grant | Local | State | | |
| | | | | | | | | | ORG | NON | ORG | NON | ORG | NON | ORG | NON | ORG | NON | ORG | NON | | | | | | | |
| Technology | Engineering Technology | Black,Ryan W. | Adjunct Faculty | Part-time | 0% | 100% | 0% | 100% | 1 | 0 | 0 | 0 | 0 | 0 | 0 | 0 | 0 | 0 | 0 | 0 | 0 | 0 | \$4,500 | | | | x |
| Technology | Engineering Technology | Chen, Jingjia | Lecturer | Part-time | 0% | 100% | 0% | 100% | 0 | 0 | 0 | 0 | 0 | 0 | 0 | 1 | 0 | 0 | 0 | 0 | 0 | 0 | \$4,500 | | | | x |
| Technology | Engineering Technology | Gallardo,Victor Jaime | Adjunct Faculty | Part-time | 0% | 100% | 0% | 100% | 1 | 0 | 0 | 0 | 0 | 0 | 0 | 0 | 0 | 0 | 0 | 0 | 0 | 0 | \$4,000 | | | | x |
| Technology | Engineering Technology | Gharbi,Mohamed | Lecturer | Part-time | 0% | 100% | 0% | 100% | 2 | 0 | 0 | 0 | 0 | 0 | 2 | 0 | 0 | 0 | 0 | 0 | 0 | 0 | \$16,000 | | | | x |
| Technology | Engineering Technology | Gundrum,Russell F | Lecturer | Part-time | 0% | 100% | 0% | 100% | 2 | 0 | 0 | 0 | 0 | 0 | 2 | 0 | 0 | 0 | 0 | 0 | 0 | 0 | \$16,000 | | | | x |
| Technology | Engineering Technology | Karimi,Tahereh | Lecturer | Part-time | 0% | 100% | 0% | 100% | 0 | 0 | 0 | 0 | 0 | 0 | 0 | 0 | 0 | 0 | 0 | 0 | 0 | 0 | \$2,000 | | | | x |
| Technology | Engineering Technology | Kelkar,Ram | Lecturer | Part-time | 0% | 100% | 0% | 100% | 0 | 0 | 0 | 0 | 0 | 0 | 0 | 0 | 0 | 0 | 0 | 0 | 0 | 0 | \$1,333 | | | | x |
| Technology | Engineering Technology | Loop,Justin | Lecturer | Part-time | 0% | 100% | 0% | 100% | 1 | 0 | 0 | 0 | 0 | 0 | 0 | 0 | 0 | 0 | 0 | 0 | 0 | 0 | \$4,000 | | | | x |
| Technology | Engineering Technology | Lou,Ning | Lecturer | Part-time | 0% | 100% | 0% | 100% | 2 | 0 | 0 | 0 | 0 | 0 | 0 | 0 | 0 | 0 | 0 | 0 | 0 | 0 | \$8,000 | | | | x |
| Technology | Engineering Technology | Maida Jr,John Laureto | Lecturer | Part-time | 0% | 100% | 0% | 100% | 1 | 0 | 0 | 0 | 0 | 0 | 0 | 0 | 0 | 0 | 0 | 0 | 0 | 0 | \$9,000 | | | | x |
| Technology | Engineering Technology | Moghaddam,Hassan | Lecturer | Part-time | 0% | 100% | 0% | 100% | 3 | 0 | 0 | 0 | 0 | 0 | 4 | 0 | 0 | 0 | 0 | 0 | 0 | 0 | \$8,000 | | | | x |
| Technology | Engineering Technology | Pham,Dzung | Lecturer | Part-time | 0% | 100% | 0% | 100% | 4 | 0 | 0 | 0 | 0 | 0 | 1 | 0 | 0 | 0 | 0 | 0 | 0 | 0 | \$12,000 | | | | x |
| Technology | Engineering Technology | Ray,Kyle A | Lecturer | Part-time | 0% | 100% | 0% | 100% | 2 | 0 | 0 | 0 | 0 | 0 | 1 | 0 | 0 | 0 | 0 | 0 | 0 | 0 | \$9,000 | | | | x |
| Technology | Engineering Technology | Rypien,David V | Lecturer | Part-time | 0% | 100% | 0% | 100% | 3 | 0 | 0 | 0 | 0 | 0 | 0 | 0 | 0 | 0 | 0 | 0 | 0 | 0 | \$12,000 | | | | x |
| Technology | Engineering Technology | Talushi,Pratap Reddy | Lecturer | Part-time | 0% | 100% | 0% | 100% | 4 | 0 | 0 | 0 | 0 | 0 | 4 | 0 | 0 | 0 | 0 | 0 | 0 | 0 | \$16,000 | | | | x |
| Technology | Engineering Technology | Tsegaye,Mikias | Lecturer | Part-time | 0% | 100% | 0% | 100% | 2 | 0 | 0 | 0 | 0 | 0 | 1 | 0 | 0 | 0 | 0 | 0 | 0 | 0 | \$12,000 | | | | x |
| Technology | Human Develop & Consumer Sci | Bennett,LaTasha | Lecturer | Part-time | 0% | 100% | 0% | 100% | 1 | 0 | 0 | 0 | 0 | 0 | 2 | 0 | 0 | 0 | 0 | 0 | 0 | 0 | \$12,500 | | | | x |
| Technology | Human Develop & Consumer Sci | Breaux,James William | Lecturer | Part-time | 0% | 100% | 0% | 100% | 1 | 0 | 0 | 0 | 0 | 0 | 2 | 0 | 0 | 0 | 0 | 0 | 0 | 0 | \$12,000 | | | | x |
| Technology | Human Develop & Consumer Sci | Chakraborty,Misha | Lecturer | Part-time | 0% | 100% | 0% | 100% | 1 | 0 | 0 | 0 | 0 | 0 | 1 | 0 | 0 | 0 | 0 | 0 | 0 | 0 | \$4,000 | | | | x |
| Technology | Human Develop & Consumer Sci | Chapman PhD,Robert Bennett | Lecturer | Part-time | 0% | 100% | 0% | 100% | 0 | 0 | 1 | 0 | 0 | 0 | 0 | 0 | 1 | 0 | 0 | 0 | 0 | 0 | \$12,000 | | | | x |
| Technology | Human Develop & Consumer Sci | Corona,Lourdes R | Lecturer | Part-time | 0% | 100% | 0% | 100% | 1 | 0 | 0 | 0 | 0 | 0 | 0 | 0 | 0 | 0 | 0 | 0 | 0 | 0 | \$8,000 | | | | x |
| Technology | Human Develop & Consumer Sci | Cowart,Adam David | Lecturer | Part-time | 0% | 100% | 0% | 100% | 0 | 0 | 0 | 0 | 0 | 0 | 0 | 0 | 1 | 0 | 0 | 0 | 0 | 0 | \$4,000 | | | | x |
| Technology | Human Develop & Consumer Sci | Daniel,Patrick Nathaniel | Adjunct Faculty | Part-time | 0% | 100% | 0% | 100% | 1 | 0 | 0 | 0 | 0 | 0 | 1 | 0 | 0 | 0 | 0 | 0 | 0 | 0 | \$8,000 | | | | x |
| Technology | Human Develop & Consumer Sci | Del Grande,Lisa | Lecturer | Part-time | 0% | 100% | 0% | 100% | 2 | 0 | 0 | 0 | 0 | 0 | 2 | 0 | 0 | 0 | 0 | 0 | 0 | 0 | \$16,000 | | | | x |
| Technology | Human Develop & Consumer Sci | Dick,Deanna L | Lecturer | Part-time | 0% | 100% | 0% | 100% | 1 | 0 | 0 | 0 | 0 | 0 | 3 | 0 | 0 | 0 | 0 | 0 | 0 | 0 | \$16,000 | | | | x |
| Technology | Human Develop & Consumer Sci | Doss,Tommy | Lecturer | Part-time | 0% | 100% | 0% | 100% | 1 | 0 | 1 | 0 | 0 | 0 | 0 | 0 | 0 | 0 | 0 | 0 | 0 | 0 | \$10,000 | | | | x |
| Technology | Human Develop & Consumer Sci | Frewen-Wuellner PhD,Cynthia S | Lecturer | Part-time | 0% | 100% | 0% | 100% | 0 | 0 | 1 | 0 | 0 | 0 | 0 | 0 | 0 | 0 | 0 | 0 | 0 | 0 | \$4,000 | | | | x |
| Technology | Human Develop & Consumer Sci | Gatterson,Beverly | Lecturer | Part-time | 0% | 100% | 0% | 100% | 2 | 0 | 0 | 0 | 0 | 0 | 2 | 0 | 0 | 0 | 0 | 0 | 0 | 0 | \$16,000 | | | | x |
| Technology | Human Develop & Consumer Sci | Gillette,Estella | Lecturer | Part-time | 0% | 100% | 0% | 100% | 2 | 0 | 0 | 0 | 0 | 0 | 2 | 0 | 0 | 0 | 0 | 0 | 0 | 0 | \$16,500 | | | | x |
| Technology | Human Develop & Consumer Sci | Hitchman,Cal M | Lecturer | Part-time | 0% | 100% | 0% | 100% | 2 | 0 | 0 | 0 | 0 | 0 | 2 | 0 | 0 | 0 | 0 | 0 | 0 | 0 | \$16,000 | | | | x |
| Technology | Human Develop & Consumer Sci | Jacobs,Karen S | Lecturer | Part-time | 0% | 100% | 0% | 100% | 2 | 0 | 0 | 0 | 0 | 0 | 2 | 0 | 0 | 0 | 0 | 0 | 0 | 0 | \$16,000 | | | | x |
| Technology | Human Develop & Consumer Sci | Kellogg,James David | Lecturer | Part-time | 0% | 100% | 0% | 100% | 0 | 0 | 0 | 0 | 0 | 0 | 1 | 0 | 0 | 0 | 0 | 0 | 0 | 0 | \$4,000 | | | | x |
| Technology | Human Develop & Consumer Sci | Larsen,Marilyn Annette | Lecturer | Part-time | 0% | 100% | 0% | 100% | 1 | 0 | 0 | 0 | 0 | 0 | 1 | 0 | 0 | 0 | 0 | 0 | 0 | 0 | \$8,000 | | | | x |
| Technology | Human Develop & Consumer Sci | Lopez,Johana Patricia | Lecturer | Part-time | 0% | 100% | 0% | 100% | 1 | 0 | 0 | 0 | 0 | 0 | 0 | 0 | 0 | 0 | 0 | 0 | 0 | 0 | \$4,500 | | | | x |
| Technology | Human Develop & Consumer Sci | Mudd,Blake Stevens | Lecturer | Part-time | 0% | 100% | 0% | 100% | 2 | 0 | 0 | 0 | 0 | 0 | 1 | 0 | 0 | 0 | 0 | 0 | 0 | 0 | \$12,000 | | | | x |
| Technology | Human Develop & Consumer Sci | Nair,Maya | Lecturer | Part-time | 0% | 100% | 0% | 100% | 0 | 0 | 0 | 0 | 0 | 0 | 0 | 1 | 0 | 0 | 0 | 0 | 0 | 0 | \$4,000 | | | | x |
| Technology | Human Develop & Consumer Sci | Owens-Shepard,Toya | Lecturer | Part-time | 0% | 100% | 0% | 100% | 0 | 1 | 0 | 0 | 0 | 0 | 0 | 1 | 0 | 0 | 0 | 0 | 0 | 0 | \$8,000 | | | | x |
| Technology | Human Develop & Consumer Sci | Palmer,Kristin B | Lecturer | Part-time | 0% | 100% | 0% | 100% | 1 | 0 | 0 | 0 | 0 | 0 | 2 | 0 | 0 | 0 | 0 | 0 | 0 | 0 | \$16,000 | | | | x |
| Technology | Human Develop & Consumer Sci | Patel,Shatun B | Lecturer | Part-time | 0% | 100% | 0% | 100% | 1 | 0 | 0 | 0 | 0 | 0 | 1 | 0 | 0 | 0 | 0 | 0 | 0 | 0 | \$8,000 | | | | x |
| Technology | Human Develop & Consumer Sci | Pereira-Leon,Maura Josefina | Adjunct Faculty | Part-time | 0% | 100% | 0% | 100% | 1 | 0 | 1 | 0 | 0 | 0 | 1 | 0 | 0 | 0 | 0 | 0 | 0 | 0 | \$12,000 | | | | x |
| Technology | Human Develop & Consumer Sci | Salomon,Lauren Manning | Lecturer | Part-time | 0% | 100% | 0% | 100% | 0 | 0 | 1 | 0 | 0 | 0 | 0 | 0 | 0 | 0 | 0 | 0 | 0 | 0 | \$4,000 | | | | x |
| Technology | Human Develop & Consumer Sci | Schroeder,Susan L | Lecturer | Part-time | 0% | 60% | 40% | 100% | 3 | 0 | 0 | 0 | 0 | 0 | 5 | 0 | 0 | 0 | 0 | 0 | 0 | 0 | \$23,750 | | | | x |
| Technology | Human Develop & Consumer Sci | Schultz,Wendy L | Lecturer | Part-time | 0% | 100% | 0% | 100% | 0 | 0 | 1 | 0 | 0 | 0 | 0 | 0 | 1 | 0 | 0 | 0 | 0 | 0 | \$8,000 | | | | x |
| Technology | Human Develop & Consumer Sci | Selzer,Lori Michele | Adjunct Faculty | Part-time | 0% | 100% | 0% | 100% | 1 | 0 | 0 | 0 | 0 | 0 | 1 | 0 | 0 | 0 | 0 | 0 | 0 | 0 | \$8,000 | | | | x |
| Technology | Human Develop & Consumer Sci | Smith,Yolanda E | Lecturer | Part-time | 0% | 100% | 0% | 100% | 1 | 0 | 0 | 0 | 0 | 0 | 0 | 0 | 0 | 0 | 0 | 0 | 0 | 0 | \$4,500 | | | | x |
| Technology | Human Develop & Consumer Sci | Stewart,Juliana Floriene | Lecturer | Part-time | 0% | 100% | 0% | 100% | 2 | 0 | 0 | 0 | 0 | 0 | 2 | 0 | 0 | 0 | 0 | 0 | 0 | 0 | \$16,000 | | | | x |
| Technology | Human Develop & Consumer Sci | Stewart,Quentin K | Lecturer | Part-time | 0% | 100% | 0% | 100% | 2 | 0 | 0 | 0 | 0 | 0 | 1 | 0 | 0 | 0 | 0 | 0 | 0 | 0 | \$12,000 | | | | x |
| Technology | Human Develop & Consumer Sci | Telles,John E | Lecturer | Part-time | 0% | 100% | 0% | 100% | 2 | 0 | 0 | 0 | 0 | 0 | 1 | 0 | 0 | 0 | 0 | 0 | 0 | 0 | \$12,000 | | | | x |
| Technology | Human Develop & Consumer Sci | Tesoro,Ferdinand Monsale | Lecturer | Part-time | 0% | 100% | 0% | 100% | 0 | 0 | 0 | 0 | 0 | 0 | 0 | 1 | 0 | 0 | 0 | 0 | 0 | 0 | \$6,000 | | | | x |
| Technology | Human Develop & Consumer Sci | Wade,Alicia | Lecturer | Part-time | 0% | 100% | 0% | 100% | 1 | 0 | 0 | 0 | 0 | 0 | 0 | 0 | 0 | 0 | 0 | 0 | 0 | 0 | \$4,000 | | | | x |
| Technology | Human Develop & Consumer Sci | Whittington,Alexandra L | Lecturer | Part-time | 0% | 100% | 0% | 100% | 2 | 0 | 0 | 0 | 0 | 0 | 2 | 0 | 0 | 0 | 0 | 0 | 0 | 0 | \$16,000 | | | | x |
| Technology | Human Develop & Consumer Sci | Williford,Jennifer | Lecturer | Part-time | 0% | 100% | 0% | 100% | 0 | 0 | 1 | 0 | 0 | 0 | 0 | 0 | 0 | 0 | 0 | 0 | 0 | 0 | \$4,000 | | | | x |
| Technology | Human Develop & Consumer Sci | Woodgate,Derek | Lecturer | Part-time | 0% | 100% | 0% | 100% | 1 | 0 | 0 | 0 | 0 | 0 | 0 | 0 | 1 | 0 | 0 | 0 | 0 | 0 | \$8,000 | | | | x |
| Technology | Info & Logistics Technology | Amirpanahi,Fardosht | Lecturer | Part-time | 0% | 100% | 0% | 100% | 1 | 0 | 0 | 0 | 0 | 0 | 2 | 0 | 0 | 0 | 0 | 0 | 0 | 0 | \$15,000 | | | | x |
| Technology | Info & Logistics Technology | Beyl,Charles Eugene | Lecturer | Part-time | 0% | 100% | 0% | 100% | 0 | 0 | 0 | 0 | 0 | 0 | 1 | 0 | 0 | 0 | 0 | 0 | 0 | 0 | \$4,500 | | | | x |
| Technology | Info & Logistics Technology | Bostic,Kyhia | Lecturer | Part-time | 0% | 100% | 0% | 100% | 2 | 0 | 0 | 0 | 0 | 0 | 2 | 0 | 0 | 0 | 0 | 0 | 0 | 0 | \$20,000 | | | | x |
| Technology | Info & Logistics Technology | Bravo,Gina C | Lecturer | Part-time | 0% | 100% | 0% | 100% | 2 | 0 | 0 | 0 | 0 | 0 | 3 | 0 | 0 | 0 | 0 | 0 | 0 | 0 | \$21,750 | | | | x |
| Technology | Info & Logistics Technology | Chance,Michael Dean | Lecturer | Part-time | 0% | 100% | 0% | 100% | 3 | 0 | 0 | 0 | 0 | 0 | 2 | 0 | 0 | 0 | 0 | 0 | 0 | 0 | \$19,500 | | | | x |
| Technology | Info & Logistics Technology | Charleville,Patrice E | Lecturer | Part-time | 0% | 100% | 0% | 100% | 1 | 0 | 0 | 0 | 0 | 0 | 1 | 0 | 0 | 0 | 0 | 0 | 0 | 0 | \$21,250 | | | | x |
| Technology | Info & Logistics Technology | Dobretberger,Otto | Lecturer | Part-time | 0% | 100% | 0% | 100% | 2 | 0 | 0 | 0 | 0 | 0 | 2 | 0 | 0 | 0 | 0 | 0 | 0 | 0 | \$20,000 | | | | x |
| Technology | Info & Logistics Technology | Dozier,Devin K | Lecturer | Part-time | 0% | 100% | 0% | 100% | 1 | 0 | 0 | 0 | 0 | 0 | 1 | 0 | 0 | 0 | 0 | 0 | 0 | 0 | \$8,750 | | | | x |
| Technology | Info & Logistics Technology | Evans III,Louis Durand | Lecturer | Part-time | 0% | 100% | 0% | 100% | 1 | 0 | 0 | 0 | 0 | 0 | 1 | 0 | 0 | 0 | 0 | 0 | 0 | 0 | \$7,000 | | | | x |
| Technology | Info & Logistics Technology | Evans IV,Louis Durand | Lecturer | Part-time | 0% | 100% | 0% | 100% | 1 | 0 | 0 | 0 | 0 | 0 | 1 | 0 | 0 | 0 | 0 | 0 | 0 | 0 | \$7,000 | | | | x |
| Technology | Info & Logistics Technology | Evans,Cindi Lee | Lecturer | Part-time | 0% | 100% | 0% | 100% | 1 | 0 | 0 | 0 | 0 | 0 | 1 | 0 | | | | | | | | | | | |

Faculty Workload Report - Fall 2019 and Spring 2020

KEY: UG - Undergraduate Class; GR - Graduate Class; SP - Special Professional Class; ORG - Organized Class; NON - Non Organized Class

| COLLEGE NAME | DEPARTMENT/UNIT | FACULTY NAME | FACULTY TITLE/RANK | FT/PT | AY 19-20 Percent (%) Effort | | | | # Classes Taught Fall 2019 | | | | | | # Classes Taught Spring 2020 | | | | | | Funding Source | | | | |
|--------------|-----------------------------|----------------------------|--------------------|-----------|-----------------------------|------------------------|---------|------------------|----------------------------|-----|-----|-----|-----|-----|------------------------------|-----|-----|-----|-----|----------|----------------|------|-------|-------|-------|
| | | | | | Research & Scholarship | Teaching & Instruction | Service | Total (%) Effort | UG | | GR | | SP | | UG | | GR | | SP | | Salary | Gift | Grant | Local | State |
| | | | | | | | | | ORG | NON | ORG | NON | ORG | NON | ORG | NON | ORG | NON | ORG | NON | | | | | |
| Technology | Info & Logistics Technology | Gibbs,Thomas Garfield | Lecturer | Part-time | 0% | 100% | 0% | 100% | 2 | 0 | 0 | 0 | 0 | 0 | 3 | 0 | 0 | 0 | 0 | \$25,000 | | | | x | |
| Technology | Info & Logistics Technology | Golecha,Devshree | Lecturer | Part-time | 0% | 100% | 0% | 100% | 1 | 0 | 0 | 0 | 0 | 0 | 1 | 0 | 0 | 0 | 0 | \$9,000 | | | | x | |
| Technology | Info & Logistics Technology | Golovko,Anastasia | Lecturer | Part-time | 0% | 100% | 0% | 100% | 2 | 0 | 0 | 0 | 0 | 0 | 2 | 0 | 0 | 0 | 0 | \$20,000 | | | | x | |
| Technology | Info & Logistics Technology | Greenfield,Brandon Scott | Lecturer | Part-time | 0% | 100% | 0% | 100% | 1 | 0 | 0 | 0 | 0 | 0 | 2 | 0 | 0 | 0 | 0 | \$15,000 | | | | x | |
| Technology | Info & Logistics Technology | Hargrove,Mark Stephen | Lecturer | Part-time | 0% | 100% | 0% | 100% | 1 | 0 | 0 | 0 | 0 | 0 | 2 | 0 | 0 | 0 | 0 | \$22,250 | | | | x | |
| Technology | Info & Logistics Technology | Harlan,Pamela Kay | Lecturer | Part-time | 0% | 100% | 0% | 100% | 5 | 0 | 0 | 0 | 0 | 0 | 6 | 0 | 0 | 0 | 0 | \$18,000 | | | | x | |
| Technology | Info & Logistics Technology | Harris,Elizabeth | Lecturer | Part-time | 0% | 100% | 0% | 100% | 0 | 0 | 0 | 0 | 0 | 0 | 0 | 0 | 0 | 0 | 0 | \$4,000 | | | | x | |
| Technology | Info & Logistics Technology | Hollingsworth,Patricia T | Lecturer | Part-time | 0% | 100% | 0% | 100% | 1 | 0 | 0 | 0 | 0 | 0 | 2 | 0 | 0 | 0 | 0 | \$13,500 | | | | x | |
| Technology | Info & Logistics Technology | Hollis,Melody | Lecturer | Part-time | 0% | 100% | 0% | 100% | 1 | 0 | 0 | 0 | 0 | 0 | 0 | 0 | 0 | 0 | 0 | \$4,000 | | | | x | |
| Technology | Info & Logistics Technology | Kirtley,Melinda Gayle | Lecturer | Part-time | 0% | 100% | 0% | 100% | 0 | 0 | 0 | 0 | 0 | 0 | 0 | 0 | 0 | 0 | 0 | \$3,500 | | | | x | |
| Technology | Info & Logistics Technology | Kozma,Andrew M | Lecturer | Part-time | 0% | 100% | 0% | 100% | 0 | 0 | 0 | 0 | 0 | 0 | 0 | 0 | 0 | 0 | 0 | \$8,000 | | | | x | |
| Technology | Info & Logistics Technology | Lancaster,Keith C | Lecturer | Part-time | 0% | 100% | 0% | 100% | 2 | 0 | 0 | 0 | 0 | 0 | 0 | 0 | 0 | 0 | 0 | \$10,000 | | | | x | |
| Technology | Info & Logistics Technology | Laroche,Thomas | Lecturer | Part-time | 0% | 100% | 0% | 100% | 1 | 0 | 0 | 0 | 0 | 0 | 1 | 0 | 0 | 0 | 0 | \$13,500 | | | | x | |
| Technology | Info & Logistics Technology | Lattier,Gregory Jeff | Lecturer | Part-time | 0% | 100% | 0% | 100% | 2 | 0 | 0 | 0 | 0 | 0 | 2 | 0 | 0 | 0 | 0 | \$14,000 | | | | x | |
| Technology | Info & Logistics Technology | Malik,Sarah A | Lecturer | Part-time | 0% | 100% | 0% | 100% | 1 | 0 | 0 | 0 | 0 | 0 | 1 | 0 | 0 | 0 | 0 | \$9,000 | | | | x | |
| Technology | Info & Logistics Technology | Mardis,Jerlyn L | Lecturer | Part-time | 0% | 100% | 0% | 100% | 0 | 0 | 0 | 0 | 0 | 0 | 0 | 0 | 0 | 0 | 0 | \$8,000 | | | | x | |
| Technology | Info & Logistics Technology | Melasky,David Hillel | Lecturer | Part-time | 0% | 100% | 0% | 100% | 2 | 0 | 0 | 0 | 0 | 0 | 1 | 0 | 0 | 0 | 0 | \$3,500 | | | | x | |
| Technology | Info & Logistics Technology | Minigan,Pamela Renee | Lecturer | Part-time | 0% | 100% | 0% | 100% | 1 | 0 | 0 | 0 | 0 | 0 | 1 | 0 | 0 | 0 | 0 | \$7,000 | | | | x | |
| Technology | Info & Logistics Technology | Moore,George P | Lecturer | Part-time | 0% | 100% | 0% | 100% | 2 | 0 | 0 | 0 | 0 | 0 | 2 | 0 | 0 | 0 | 0 | \$14,000 | | | | x | |
| Technology | Info & Logistics Technology | Murphey,Jimidene | Lecturer | Part-time | 0% | 100% | 0% | 100% | 0 | 0 | 0 | 0 | 0 | 0 | 0 | 0 | 0 | 0 | 0 | \$8,000 | | | | x | |
| Technology | Info & Logistics Technology | O'kelly,Donna K | Lecturer | Part-time | 0% | 100% | 0% | 100% | 2 | 0 | 0 | 0 | 0 | 0 | 2 | 0 | 0 | 0 | 0 | \$14,000 | | | | x | |
| Technology | Info & Logistics Technology | Pegram,Norman | Lecturer | Part-time | 0% | 100% | 0% | 100% | 1 | 0 | 0 | 0 | 0 | 0 | 1 | 0 | 0 | 0 | 0 | \$9,000 | | | | x | |
| Technology | Info & Logistics Technology | Peterson,Kathryn Marie | Lecturer | Part-time | 0% | 100% | 0% | 100% | 0 | 0 | 0 | 0 | 0 | 0 | 0 | 0 | 0 | 0 | 0 | \$4,000 | | | | x | |
| Technology | Info & Logistics Technology | Powell III,Ernest McKinney | Lecturer | Part-time | 0% | 100% | 0% | 100% | 1 | 0 | 0 | 0 | 0 | 0 | 1 | 0 | 0 | 0 | 0 | \$7,000 | | | | x | |
| Technology | Info & Logistics Technology | Pyka,Jerry A | Lecturer | Part-time | 0% | 100% | 0% | 100% | 1 | 0 | 0 | 0 | 0 | 0 | 0 | 0 | 0 | 0 | 0 | \$4,500 | | | | x | |
| Technology | Info & Logistics Technology | Roberts,Phyllis Rayburn | Lecturer | Part-time | 0% | 100% | 0% | 100% | 1 | 0 | 0 | 0 | 0 | 0 | 1 | 0 | 0 | 0 | 0 | \$10,000 | | | | x | |
| Technology | Info & Logistics Technology | Sadeghi,Abdi | Lecturer | Part-time | 0% | 100% | 0% | 100% | 1 | 0 | 0 | 0 | 0 | 0 | 1 | 0 | 0 | 0 | 0 | \$10,000 | | | | x | |
| Technology | Info & Logistics Technology | Smith,John E | Adjunct Faculty | Part-time | 0% | 100% | 0% | 100% | 1 | 0 | 0 | 0 | 0 | 0 | 1 | 0 | 0 | 0 | 0 | \$9,000 | | | | x | |
| Technology | Info & Logistics Technology | Snyder,Karen Yvonne | Lecturer | Part-time | 0% | 100% | 0% | 100% | 0 | 0 | 0 | 0 | 0 | 0 | 2 | 0 | 0 | 0 | 0 | \$13,500 | | | | x | |
| Technology | Info & Logistics Technology | Soiliz,Rudy | Lecturer | Part-time | 0% | 100% | 0% | 100% | 1 | 0 | 0 | 0 | 0 | 0 | 1 | 0 | 0 | 0 | 0 | \$7,000 | | | | x | |
| Technology | Info & Logistics Technology | Stoneham,Edrel Z | Lecturer | Part-time | 0% | 100% | 0% | 100% | 1 | 0 | 0 | 0 | 0 | 0 | 0 | 0 | 0 | 0 | 0 | \$3,500 | | | | x | |
| Technology | Info & Logistics Technology | Tabrizi,Negin | Lecturer | Part-time | 0% | 100% | 0% | 100% | 0 | 0 | 0 | 0 | 0 | 0 | 1 | 0 | 0 | 0 | 0 | \$5,000 | | | | x | |
| Technology | Info & Logistics Technology | Terrell,John Allen | Lecturer | Part-time | 0% | 100% | 0% | 100% | 1 | 0 | 0 | 0 | 0 | 0 | 2 | 0 | 0 | 0 | 0 | \$12,500 | | | | x | |
| Technology | Info & Logistics Technology | Viseh,Mehran | Lecturer | Part-time | 0% | 100% | 0% | 100% | 2 | 0 | 0 | 0 | 0 | 0 | 3 | 0 | 0 | 0 | 0 | \$25,000 | | | | x | |
| Technology | Info & Logistics Technology | Weber,Peter John | Adjunct Faculty | Part-time | 0% | 100% | 0% | 100% | 1 | 0 | 0 | 0 | 0 | 0 | 1 | 0 | 0 | 0 | 0 | \$10,000 | | | | x | |

UNIVERSITY of HOUSTON
MANUAL OF ADMINISTRATIVE POLICIES AND PROCEDURES

SECTION: Academic Affairs
AREA: Faculty Development

Number: 12.05.01

| |
|---|
| SUBJECT: University of Houston Faculty Workload Policy |
|---|

I. PURPOSE AND SCOPE

A. Faculty members play a fundamental role in advancing the instructional and research mission of the university while fostering and ensuring student success. The courses the faculty design, the classes they offer, the learning environment they create, the instructional methods they employ, the research they conduct, the creative works they produce, the service they provide, and their professional engagement with students inside and outside of the classroom, including advising, are all important components of faculty workload.

B. [Texas Education Code, Section 51.402](#) requires that each institution of higher education develop and recommend general policies and standard reports for academic faculty workloads and services. The University recognizes that classroom teaching, basic and applied research, and professional development are important elements of faculty workload. This policy provides the appropriate weight to each activity when determining the standards for faculty academic workload.

Pursuant to [Texas Education Code, Section 51.402](#) and University of Houston System (UHS) [Board of Regents Policy 21.05](#), this MAPP establishes the general workload policy for all faculty members employed at the University of Houston and is designed to ensure a fair and equitable distribution of faculty workload in meeting the mission and operational needs of academic units.

C. This policy also establishes the annual reporting requirements to the UHS Board of Regents concerning faculty workload. As part of those requirements, each department chair and college dean must certify that the duties of each faculty member constitute an appropriate workload responsibility in accordance with the following requirements documented in MAPP 12.05.01.

II. POLICY

A. Although the university requires that every faculty member fulfill a certain minimum teaching load and assume a comparably high level of general workload, it does not insist that each one have the same teaching/instructional load. However, consistent with the institutional mission of the University of Houston as a nationally competitive, research-intensive university, annual faculty workload expectations will be aligned with those found at similar institutions.

B. In order to achieve maximum effectiveness, the university administration will provide department chairs (or equivalent unit administrators) the flexibility to adjust each individual faculty member's teaching/instructional assignments in order to meet the student enrollment needs and research goals of the unit.

- C. Regardless of the type of faculty appointment held, faculty workload at the University of Houston involves a range of activities that normally fall into one or more of three (3) standard workload domains: research/scholarship, student teaching/instruction, and service to the university or profession that also includes faculty professional development activities of value to the institution.

Faculty members may meet their overall annual workload commitment by combining a variety of work-related activities drawn from any of these standard workload domains, with the collective activities from these workload domains comprising the academic workload of the faculty member.

- D. While faculty workload assignments may differ depending on the academic discipline and the specific workload expectations of their academic unit, overall workload should be reflective of the primary professional responsibilities of the faculty appointment held, including fulfilling any minimum teaching/instructional responsibilities associated with that appointment.

III. GUIDING PRINCIPLES FOR WORKLOAD ASSIGNMENT

Although faculty workload assignments may differ between academic units, this policy requires that decisions concerning an individual faculty member's annual workload be consistent with the following principles:

- A. Faculty workload assignments will be determined at the unit or departmental level and will reflect the faculty workload expectations of the department and/or college for the type of faculty appointment which the faculty member holds.
- B. Meeting the teaching and instructional needs of the unit and/or department will take highest priority when determining faculty workload assignments.
- C. To meet the operational needs of the academic unit, an individual faculty member's workload may be differentially distributed across any of the three standard workload domains consistent with the type of faculty appointment held.
- D. Based on departmental/college expectations, individual faculty workload may be differentially distributed across workload domains to take into consideration the extent of a faculty member's research and creative activities, faculty rank and/or their career stage.
- E. Determination of an individual faculty member's annual workload resides ultimately with the chair or director of the department/academic unit with oversight from the dean.

IV. ADMINISTRATIVE OVERSIGHT OF WORKLOAD ASSIGNMENT

- A. As part of their responsibility in setting annual faculty workload assignments, a department chair (or equivalent unit administrator) may modify an individual faculty member's percent (%) effort in one or more of the three (3) standard workload domains in order to meet the operational needs of the unit. In addition, a department chair may modify an individual faculty member's percent (%) effort in one or more workload domains to address concomitant changes in effort in any other workload domain.
- B. However, regardless of the differential distribution of effort across workload domains, department chairs must certify that an individual faculty member's overall total annual workload (i.e., 100 percent effort) meets the expectations of the department and/or college for the type of faculty appointment held.

V. WORKLOAD ASSIGNMENT CONSIDERATIONS

- A. When appropriate, department chairs may temporarily reduce the percent (%) effort expended in the teaching/instructional or service domains to compensate for increased concomitant effort in the research/scholarship domain. Conversely, when appropriate, directors and/or department chairs may require an increase in percent (%) effort in the teaching/instructional and/or service domains to compensate for a concomitant reduction in effort in the research and scholarship domain. Departments are reminded that regardless of workload distribution, full-time employees are expected to work not less than 40 hours a week pursuant to [Texas Government Code, § 658.002](#). However, in the case of faculty members, there is no expectation that the entire workload occur only on campus, during business hours or during the normal work-week.
- B. Other factors that may also be taken into consideration by the department chair when setting an appropriate annual workload for an individual faculty member include, but are not limited to, the following:
- 1) Providing protected time for a faculty member to fulfill the obligations stipulated by sponsors who provide external funding support for research/scholarship activities;
 - 2) Reduced teaching/instructional responsibilities for early career tenure-track faculty to establish their research and scholarship base;
 - 3) Differences in the normal level of effort associated with instructional responsibilities related to large or small class sizes, laboratory classes, coordination of several sections of the same class;
 - 4) Development of new instructional materials, new classes or major course revisions; and
 - 5) Instruction and supervision of master's or doctoral level students.
- C. It is expected that any compensatory modifications in the distribution of percent (%) effort described above will be made in consultation with the individual faculty member. However, department chairs and/or directors may unilaterally require such compensatory modifications. Any such unilateral modification in an individual faculty member's workload should not extend beyond one academic year without supporting documentation and the written approval of the Dean.

VI. DISPUTING WORKLOAD ASSIGNMENTS

Individual faculty members have the right to dispute their assigned workload by first discussing their workload with their department chair or immediate unit level supervisor. The faculty member may subsequently appeal any decision by their unit supervisor to their appropriate college grievance committee, then to their dean; and finally by initiating a university level grievance as provided in the [UH Faculty Grievance Policy](#). Until any grievance has been fully resolved, the terms of the original workload assignment being grieved will remain in effect.

VII. WORKLOAD CERTIFICATION PROCEDURES

- A. Regardless of the final distribution of annual faculty workload across workload domains, each individual faculty member's assignments will in aggregate meet the overall 9-month

academic year workload expectation set by the department and/or college for the particular faculty appointment/rank held.

- B. As required under [Texas Education Code, Section 51.402](#), the institution shall report and certify, at the department/unit level, the academic duties and services that each individual faculty member has fulfilled for their annual workload commitment for the 9-month academic year. Annual faculty workload certification will take the form of a standardized report submitted by each department chair (or equivalent unit administrator) to their Dean by May 30 of each year. Each Dean will be responsible for collating these departmental reports and forwarding the documentation to the Associate Provost for Faculty Development and Faculty Affairs no later than June 30 of each year.
- C. In accordance with the statute, the Associate Provost for Faculty Development and Faculty Affairs has been designated as the institutional official responsible for monitoring faculty workloads, preparing an annual faculty workload report and submitting this report to the Provost for subsequent certification by the President. This report will then be filed with the UH System Board of Regents no later than 30 days after the end of the academic year (30 days after August 31 of each year). In addition, a copy of this faculty workload policy (MAPP 12.05.01) will be reported to the Texas Higher Education Coordinating Board and included in the operating budget of the University.

VIII. DATA REPORTING REQUIREMENTS

- A. The annual faculty workload report to the UH System Board of Regents will consist of the following data for each faculty member employed during the long semesters of the previous academic year:
 - 1) Faculty member name;
 - 2) Faculty title/appointment(s);
 - 3) Faculty Rank;
 - 4) Full time/part-time status;
 - 5) The percent (%) effort expended in each applicable work-load domain;
 - 6) The number and type of classes (i.e., undergraduate versus graduate, organized versus non-organized) taught during the 9-month academic year;
 - 7) A pro-rated 9-month academic base salary (or total salary for part-time employees); and
 - 8) The source of funds from which the salary was paid.
- B. Departments will receive a standard report pre-populated with all data listed above except for Section VIII.A.5 (i.e., percent effort in each workload domain) which is to be entered into the report by the department chair. Once completed, the department chair will review the report and certify that each faculty member has fulfilled their annual workload commitment for the 9-month academic year.
- C. The completed departmental report will then be sent to the dean who will collate all departmental reports into a single college level report for submission to the Associate Provost for Faculty Development and Faculty Affairs.

IX. REVIEW AND RESPONSIBILITY

Responsible Party: Senior Vice President for Academic Affairs and Provost

Review: Every five years on or before August 31

X. APPROVAL

Paula M. Short

Senior Vice President for Academic Affairs and Provost

Renu Khator

President

Date of President's Approval: _____ May 24, 2018

XI. REFERENCES

[Texas Education Code, § 51.402](#)

[Texas Government Code, § 658.002](#)

[UH Faculty Grievance Policy](#)

REVISION LOG

| Revision Number | Approved Date | Description of Changes |
|------------------------|----------------------|-------------------------------|
| 1 | 05/24/2018 | Initial version |

UNIVERSITY OF HOUSTON CLEAR LAKE FACULTY WORKLOAD REPORT SUMMARY (ACADEMIC YEAR 2019-2020)

Faculty workload for each academic year is reported to the Board of Regents by the Senior Vice Chancellor for Academic Affairs as described in the Texas Education Code (Section 51.402) and UHS Board of Regents Policy 21.05.

Faculty workload reports are required to list the rank/type of faculty appointment held, full- or part-time status, effort distribution across the three possible components of faculty workload (i.e. teaching/instruction, research/scholarship and/or service activities), number and type of classes taught, academic year salary and salary source for each individual faculty member.

The faculty workload report is accompanied by a copy of the UH-Clear Lake Faculty Workload Policy (UHCL Faculty Handbook Section 6.1) that details institutional expectations and policies relating to faculty workload.

The following summary document provides aggregated information on how faculty workload is distributed across these three domains of faculty activities, including a breakdown of effort by faculty appointment type across individual academic colleges.

SECTION 1: TYPE OF FACULTY APPOINTMENTS HELD AT THE UNIVERSITY OF HOUSTON CLEAR LAKE (ACADEMIC YEAR 2019-2020)

To meet the instructional needs and research missions of individual academic units at the **University of Houston Clear Lake**, the institution employs a range of full-time and part-time faculty members who have different professional responsibilities within academic units and across the university as a whole.

All faculty members at the **University of Houston Clear Lake** are classified as either **Tenured/Tenure-Track Faculty** or as **Non-Tenure Track Faculty**. Tenured and tenure-track faculty appointments are ranked, full-time faculty positions. Non-tenure-track faculty appointments can be ranked or non-ranked, full-time or part-time positions.

Based on the type of faculty appointment held and the needs of their individual units, each faculty member is assigned different professional responsibilities within their academic units and across the university as a whole. However, all faculty members employed by the **University of Houston Clear Lake** have professional responsibilities in at least one of the following areas: ***student teaching and/or instruction, generation of research and/or scholarship, and service to the institution, profession and/or community.***

Table 1 Faculty Appointments Held at the University of Houston Clear Lake (Academic Year 2019-2020)

| Faculty Appointment | Ranked/Non-ranked | Faculty Title/Rank | Full/Part-time Status | Head Count | General Professional Responsibilities |
|---------------------|-------------------|--|-----------------------|------------|--|
| Tenured | Ranked | Professor | Full-Time | 59 | Research and/Scholarship, Student Teaching/Instruction and Service |
| Tenured | Ranked | Associate Professor | | 93 | |
| Tenure-Track | Ranked | Assistant Professor | | 84 | |
| Non-Tenure-Track | Ranked | Clinical Professor (All Ranks) | Full-Time | 5 | Student Teaching/Instruction and Service |
| Non-Tenure-Track | Non-ranked | Lecturer, Program Director, Visiting Professor (All Ranks) | Full-Time | 45 | Student Teaching/Instruction |
| Non-Tenure-Track | Non-ranked | Various Adjunct Titles | Part-Time | 260 | Student Teaching/Instruction |

SECTION 2: FACULTY WORKLOAD RESPONSIBILITIES BASED ON TYPE OF FACULTY APPOINTMENT HELD

A) GENERAL WORKLOAD EXPECTATIONS FOR FACULTY MEMBERS

In the case of full-time, ranked **Tenured and Tenure-Track (T/TT)** faculty members, the distribution of effort across the academic year is normally **75% effort in the teaching/instructional domain, 12.5% effort in the research/scholarship domain and 12.5% effort in the service domain.**

In the case of full-time, ranked **Non-Tenure Track (NTT)** faculty members, the distribution of effort across the academic year is normally **80% effort in the teaching/instructional domain and 20% effort in the service domain.**

In the case of all other full-time and part-time **Non-Tenure Track (NTT)** faculty members, the normal distribution of effort across the academic year is **100% effort in the teaching/instructional domain.**

SECTION 3: ANALYSIS OF FACULTY WORKLOAD BY WORK LOAD DOMAIN AND COLLEGE (ACADEMIC YEAR 2019-2020)

The **University of Houston Clear Lake** has a total of four (4) Colleges of various sizes that have different academic and research missions demonstrated by the type of classes offered by the college (i.e. undergraduate and graduate classes), the number of undergraduate and/or graduate students enrolled in the college, the number of academic departments and programs housed in the college, and the type of research and scholarship being conducted within the college. As such, all of these factors reflect the number and type of faculty members employed within each college required to meet its academic and research needs.

A) FACULTY WORKLOAD EFFORT BY FACULTY APPOINTMENT ACROSS COLLEGES

Each type of faculty appointment and position has different expectations as to the percent (%) level of effort that should be expended in each of the three faculty workload domains. These expectations are set at the departmental level but should reflect the professional responsibilities of the faculty appointment/ title held. For example, during the academic year all ranked T/TT faculty are expected to have an active research and scholarship agenda, be involved in student teaching and instruction, as well providing service to the university, their profession and the community.

Tables 2, 3 & 4 provide the average percent (%) effort reported within each faculty workload domain (i.e. research/scholarship, teaching and instruction, and service) for full-time faculty appointments held in each college. Data also includes the average 9-month academic base salary paid for each appointment type listed. It is important to note that faculty salaries vary significantly based on academic discipline and faculty rank even within colleges. For individual level faculty salary data please refer to the complete UHCL Faculty Workload Report (AY 2019-2020).

Table 2 Average Faculty Effort Distribution for T/TT Faculty Members By College (AY 2019-2020)

| College | Number of T/TT faculty | Average T/TT Faculty Workload (%) Effort Reported | | | Average 9-month T/TT Faculty Salary |
|-------------------------------|------------------------|---|----------------------|---------|-------------------------------------|
| | | Research/Scholarship | Teaching/Instruction | Service | |
| Business | 51 | 13% | 71% | 16% | \$118,453 |
| Education | 37 | 13% | 74% | 13% | \$72,491 |
| Human Sciences and Humanities | 77 | 13% | 73% | 15% | \$67,803 |
| Science and Engineering | 71 | 14% | 71% | 15% | \$85,786 |

Table 3 Average Faculty Effort Distribution for Ranked NTT Faculty Members By College (AY 2019-2020)

| College | Number of Ranked NTT faculty | Average Ranked NTT Faculty Workload (%) Effort Reported | | | Average 9-month NTT Faculty Salary |
|-------------------------------|------------------------------|---|----------------------|---------|------------------------------------|
| | | Research/Scholarship | Teaching/Instruction | Service | |
| Business | 1 | 13% | 75% | 13% | \$60,714 |
| Education | 3 | 13% | 75% | 13% | \$60,086 |
| Human Sciences and Humanities | 1 | 0% | 50% | 50% | \$55,825 |
| Science and Engineering | 0 | 0% | 0% | 0% | \$0 |

Table 4 Average Faculty Effort Distribution for Non-Ranked NTT Faculty Members By College (AY 2019-2020)

| College | Number of Non-Ranked NTT faculty | Average Non-Ranked NTT Faculty Workload (%) Effort Reported | | | Average 9-month NTT Faculty Salary |
|-------------------------------|----------------------------------|---|----------------------|---------|------------------------------------|
| | | Research/Scholarship | Teaching/Instruction | Service | |
| Business | 7 | 6% | 59% | 35% | \$95,272 |
| Education | 4 | 9% | 69% | 22% | \$55,209 |
| Human Sciences and Humanities | 18 | 1% | 69% | 30% | \$53,864 |
| Science and Engineering | 16 | 1% | 71% | 28% | \$62,850 |

UNIVERSITY OF HOUSTON – CLEAR LAKE

ANNUAL FACULTY WORKLOAD REPORT COVERSHEET

(Academic YEAR: 2019-2020)

The following report on annual faculty workload at the **University of Houston – Clear Lake** during the **academic 2019-2020 year** has been compiled by the Office of the Provost in accordance with the requirements of the Texas Education Code Section 51.402 (Report of Institutional and Academic Duties).

At the University of Houston – Clear Lake the appropriate Dean has been designated as the official responsible for monitoring individual faculty workloads in his/her college and preparing an annual college faculty workload report. These college reports are compiled, reviewed and approved by the Provost for subsequent certification by the President in preparation for submission to the UH System Board of Regents by the UH System Senior Vice Chancellor for Academic Affairs. Submission of this report to the UH System Board of Regents must occur no later than 30 days after the end of the academic year (i.e. 30 days after August 31 of each year).

The report contains the following information concerning all faculty members (both full-time and part-time) employed at the University of Houston during the fall and spring semesters of the academic **2019-2020** year:

- a. college
- b. department unit
- c. faculty name
- d. faculty title/appointment(s)
- e. faculty rank
- f. full-time (FT) or part-time (PT) status
- g. the percent (%) effort expended in each applicable work-load domain based on type of faculty appointment held
- h. the number and type of classes taught by each faculty member during the 9-month academic year (i.e. undergraduate, graduate and/or special professional classes, organized versus non-organized classes)
- i. a pro-rated 9-month academic base salary for full-time faculty members (or total salary for part-time employees), and
- j. the source of funds from which the salary was paid.

The report is organized initially by college, followed by department/academic unit if applicable, and finally by individual faculty member name listed alphabetically. This report does not include faculty members holding full-time administrative positions (i.e. dean level and senior administrators) that were reported as an instructor-of-record while receiving no additional compensation.

Please contact the Office of the Provost for any questions concerning this report.

University of Houston-Clear Lake
Office of Institutional Effectiveness
UHS Board of Regents: Annual Faculty Workload Report AY 2019-2020

(Note: Report must be sorted by ft/pt followed by college, department/unit, and faculty name)

| College | Department/Unit | Name | Faculty Title | Faculty Rank | FT/PT | Research & Scholarship | Percent (%) Effort | | | | # Classes Taught Fall 2019 | | | | | | # Classes Taught Spring 2020 | | | | | | salary | grant | local | state |
|----------------------|--|------------------------|--------------------------------|---------------------|-------|------------------------|------------------------|---------|-----------|----|----------------------------|----|----|----|----|----|------------------------------|----|-----|---------|-----|-----|--------|-------|-------|-------|
| | | | | | | | Teaching & Instruction | Service | Total (%) | UG | GR | SP | UG | GR | SP | UG | GR | SP | | | | | | | | |
| | | | | | | | | | | | | | | | | | | | ORG | NON | ORG | NON | | | | |
| College of Business | Department of Accounting | Hasan, Md Rajib | Asst Professor | Assistant Professor | FT | 12.5 | 75 | 12.5 | 100 | 3 | 0 | 0 | 0 | 0 | 3 | 0 | 0 | 0 | 0 | 128,804 | | | x | | | |
| College of Business | Department of Accounting | Du, Hui | Professor | Professor | FT | 12.5 | 75 | 12.5 | 100 | 4 | 0 | 0 | 0 | 0 | 5 | 0 | 0 | 0 | 0 | 144,222 | | | x | | | |
| College of Business | Department of Accounting | Hao, Jun | Asst Professor | Assistant Professor | FT | 12.5 | 75 | 12.5 | 100 | 2 | 0 | 2 | 0 | 0 | 3 | 0 | 3 | 0 | 0 | 134,131 | | | x | | | |
| College of Business | Department of Accounting | Kim, Se Han | Asst Professor | Assistant Professor | FT | 12.5 | 75 | 12.5 | 100 | 3 | 0 | 0 | 0 | 0 | 3 | 0 | 0 | 0 | 0 | 128,804 | | x | | | | |
| College of Business | Department of Accounting | Lacina, Michael | Professor | Professor | FT | 15 | 50 | 35 | 100 | 2 | 1 | 5 | 1 | 2 | 2 | 1 | 2 | 1 | 0 | 144,347 | | | x | | | |
| College of Business | Department of Accounting | Lehmann, Constance | Professor | Professor | FT | 12.5 | 75 | 12.5 | 100 | 2 | 1 | 5 | 0 | 0 | 2 | 0 | 4 | 0 | 0 | 141,360 | | x | | | | |
| College of Business | Department of Accounting | Marks, Barry | Professor | Professor | FT | 12.5 | 75 | 12.5 | 100 | 2 | 0 | 1 | 0 | 0 | 1 | 0 | 2 | 0 | 0 | 136,147 | | | x | | | |
| College of Business | Department of Accounting | Pan, Shanshan | Asst Professor | Assistant Professor | FT | 12.5 | 75 | 12.5 | 100 | 3 | 0 | 1 | 0 | 0 | 3 | 0 | 0 | 0 | 0 | 129,529 | | | x | | | |
| College of Business | Department of Accounting | Shin, Haeyoung | Assoc Professor | Assistant Professor | FT | 12.5 | 75 | 12.5 | 100 | 3 | 0 | 1 | 0 | 0 | 3 | 0 | 2 | 0 | 0 | 133,663 | | | x | | | |
| College of Business | Department of Accounting | Sorensen, Susan | Assoc Professor | Assistant Professor | FT | 12.5 | 75 | 12.5 | 100 | 2 | 0 | 1 | 0 | 0 | 2 | 0 | 1 | 0 | 0 | 134,355 | | | x | | | |
| College of Business | Department of Accounting | Xu, Zhaohui | Professor | Professor | FT | 12.5 | 75 | 12.5 | 100 | 1 | 0 | 1 | 0 | 0 | 2 | 0 | 2 | 0 | 0 | 143,335 | | | x | | | |
| College of Business | Department of Accounting | Yi, Lin | Asst Professor | Assistant Professor | FT | 12.5 | 75 | 12.5 | 100 | 0 | 0 | 2 | 0 | 0 | 1 | 0 | 2 | 0 | 0 | 128,510 | | | x | | | |
| College of Business | Department of Economics, Finance, Marketing, and Decision Sciences | Anders, Anne | Asst Professor | Assistant Professor | FT | 12.5 | 75 | 12.5 | 100 | 1 | 0 | 2 | 0 | 0 | 2 | 0 | 4 | 0 | 0 | 89,320 | | x | | | | |
| College of Business | Department of Economics, Finance, Marketing, and Decision Sciences | Bendeck, Yvette | Professor | Professor | FT | 12.5 | 75 | 12.5 | 100 | 0 | 0 | 0 | 0 | 0 | 3 | 0 | 0 | 0 | 0 | 132,000 | | | x | | | |
| College of Business | Department of Economics, Finance, Marketing, and Decision Sciences | Black, Kenneth | Professor | Professor | FT | 12.5 | 75 | 12.5 | 100 | 3 | 0 | 0 | 0 | 0 | 3 | 0 | 0 | 0 | 0 | 125,504 | | | x | | | |
| College of Business | Department of Economics, Finance, Marketing, and Decision Sciences | Cotten, Stephen | Assoc Professor | Associate Professor | FT | 12.5 | 50 | 37.5 | 100 | 4 | 0 | 0 | 0 | 0 | 6 | 0 | 0 | 0 | 0 | 95,591 | | | x | | | |
| College of Business | Department of Economics, Finance, Marketing, and Decision Sciences | Erdem, Selim | Professor | Professor | FT | 12.5 | 75 | 12.5 | 100 | 4 | 0 | 0 | 0 | 0 | 4 | 0 | 0 | 0 | 0 | 121,181 | | | x | | | |
| College of Business | Department of Economics, Finance, Marketing, and Decision Sciences | Gu, Ching | Assoc Professor | Associate Professor | FT | 12.5 | 75 | 12.5 | 100 | 2 | 0 | 1 | 0 | 0 | 0 | 0 | 5 | 0 | 0 | 112,159 | | | x | | | |
| College of Business | Department of Economics, Finance, Marketing, and Decision Sciences | McCormack, Joseph | Assoc Professor | Associate Professor | FT | 12.5 | 75 | 12.5 | 100 | 2 | 0 | 1 | 0 | 0 | 2 | 0 | 2 | 0 | 0 | 113,815 | | | x | | | |
| College of Business | Department of Economics, Finance, Marketing, and Decision Sciences | Michael, Timothy | Assoc Professor | Associate Professor | FT | 12.5 | 75 | 12.5 | 100 | 1 | 0 | 3 | 0 | 0 | 2 | 0 | 7 | 0 | 0 | 120,200 | | | x | | | |
| College of Business | Department of Economics, Finance, Marketing, and Decision Sciences | Murasko, Jason | Assoc Professor | Associate Professor | FT | 12.5 | 75 | 12.5 | 100 | 2 | 0 | 1 | 0 | 0 | 4 | 0 | 1 | 0 | 0 | 99,960 | | | x | | | |
| College of Business | Department of Economics, Finance, Marketing, and Decision Sciences | Pavlova-Stout, Velina | Assoc Professor | Associate Professor | FT | 12.5 | 75 | 12.5 | 100 | 3 | 0 | 2 | 0 | 0 | 7 | 0 | 1 | 0 | 0 | 126,584 | | | x | | | |
| College of Business | Department of Economics, Finance, Marketing, and Decision Sciences | Perdue, Daniel | Professor | Professor | FT | 12.5 | 75 | 12.5 | 100 | 4 | 0 | 1 | 0 | 0 | 3 | 0 | 2 | 0 | 0 | 128,332 | | | x | | | |
| College of Business | Department of Economics, Finance, Marketing, and Decision Sciences | Place, Eleanor | Lecturer | Other Faculty | FT | 0 | 80 | 20 | 100 | 4 | 0 | 0 | 0 | 0 | 4 | 0 | 0 | 0 | 0 | 76,125 | | | x | | | |
| College of Business | Department of Economics, Finance, Marketing, and Decision Sciences | Robinson, Leroy | Assoc Professor | Associate Professor | FT | 12.5 | 75 | 12.5 | 100 | 5 | 0 | 0 | 0 | 0 | 5 | 0 | 0 | 0 | 0 | 111,143 | | x | | | | |
| College of Business | Department of Economics, Finance, Marketing, and Decision Sciences | Sheng, Lifai | Asst Professor | Assistant Professor | FT | 12.5 | 75 | 12.5 | 100 | 4 | 0 | 0 | 0 | 0 | 4 | 0 | 0 | 0 | 0 | 108,998 | | | x | | | |
| College of Business | Department of Economics, Finance, Marketing, and Decision Sciences | Walker, Linda | Professor | Professor | FT | 12.5 | 75 | 12.5 | 100 | 1 | 0 | 1 | 0 | 0 | 2 | 0 | 3 | 0 | 0 | 123,506 | | | x | | | |
| College of Business | Department of Economics, Finance, Marketing, and Decision Sciences | Whitworth, Jeffrey | Assoc Professor | Associate Professor | FT | 12.5 | 75 | 12.5 | 100 | 2 | 0 | 0 | 0 | 0 | 2 | 0 | 0 | 0 | 0 | 118,957 | | | x | | | |
| College of Business | Department of Economics, Finance, Marketing, and Decision Sciences | Williams, Melissa | Assoc Professor | Associate Professor | FT | 15 | 50 | 35 | 100 | 2 | 0 | 5 | 0 | 0 | 1 | 0 | 3 | 0 | 0 | 116,338 | | | x | | | |
| College of Business | Department of Economics, Finance, Marketing, and Decision Sciences | Zaila, Faiza | Assoc Professor | Associate Professor | FT | 12.5 | 75 | 12.5 | 100 | 4 | 0 | 0 | 0 | 0 | 4 | 0 | 0 | 0 | 0 | 106,556 | | | x | | | |
| College of Business | Department of Healthcare Administration | Ayadi, Mary | Professor | Professor | FT | 12.5 | 75 | 12.5 | 100 | 1 | 1 | 2 | 1 | 0 | 1 | 1 | 2 | 2 | 0 | 107,675 | | | x | | | |
| College of Business | Department of Healthcare Administration | Chandra, Ashish | Professor | Professor | FT | 12.5 | 75 | 12.5 | 100 | 2 | 0 | 2 | 0 | 0 | 2 | 0 | 1 | 0 | 0 | 134,811 | | | x | | | |
| College of Business | Department of Healthcare Administration | Decker, Phillip | Professor | Professor | FT | 12.5 | 75 | 12.5 | 100 | 2 | 0 | 2 | 0 | 0 | 3 | 0 | 3 | 0 | 0 | 104,906 | | | x | | | |
| College of Business | Department of Healthcare Administration | Khouiry, Raymond | Lecturer | Other Faculty | FT | 0 | 50 | 50 | 100 | 0 | 0 | 2 | 1 | 0 | 0 | 0 | 2 | 0 | 0 | 110,972 | | | x | | | |
| College of Business | Department of Healthcare Administration | Mitchell, Jordan | Assoc Professor | Associate Professor | FT | 12.5 | 75 | 12.5 | 100 | 1 | 0 | 1 | 0 | 0 | 2 | 0 | 4 | 0 | 0 | 101,615 | | | x | | | |
| College of Business | Department of Management | Abdel-Zaher, Dina | Assoc Professor | Associate Professor | FT | 12.5 | 75 | 12.5 | 100 | 0 | 0 | 2 | 0 | 0 | 1 | 0 | 5 | 0 | 0 | 116,780 | | | x | | | |
| College of Business | Department of Management | Chambers, Silvana | Asst Professor | Assistant Professor | FT | 12.5 | 75 | 12.5 | 100 | 1 | 0 | 1 | 0 | 0 | 4 | 0 | 1 | 0 | 0 | 106,260 | | | x | | | |
| College of Business | Department of Management | Durand, Roger | Professor | Professor | FT | 12.5 | 75 | 12.5 | 100 | 4 | 0 | 0 | 0 | 0 | 2 | 0 | 0 | 0 | 0 | 110,235 | | | x | | | |
| College of Business | Department of Management | Esley, Robert | Lecturer | Other Faculty | FT | 0 | 60 | 40 | 100 | 4 | 0 | 0 | 0 | 0 | 4 | 0 | 0 | 0 | 0 | 69,071 | | | x | | | |
| College of Business | Department of Management | Everhart, Jonathan | Asst Professor | Assistant Professor | FT | 12.5 | 75 | 12.5 | 100 | 4 | 0 | 1 | 0 | 0 | 4 | 0 | 0 | 0 | 0 | 93,095 | | | x | | | |
| College of Business | Department of Management | Garland, Kathleen | Lecturer | Other Faculty | FT | 0 | 60 | 40 | 100 | 6 | 0 | 3 | 0 | 0 | 2 | 0 | 2 | 1 | 0 | 77,398 | | | x | | | |
| College of Business | Department of Management | Gossett, Lisa | Assoc Professor | Associate Professor | FT | 12.5 | 50 | 37.5 | 100 | 1 | 0 | 2 | 0 | 0 | 1 | 0 | 1 | 0 | 0 | 96,568 | | | x | | | |
| College of Business | Department of Management | Guerrero, Laura | Asst Professor | Assistant Professor | FT | 12.5 | 75 | 12.5 | 100 | 4 | 0 | 1 | 0 | 0 | 4 | 0 | 0 | 0 | 0 | 116,725 | | | x | | | |
| College of Business | Department of Management | Johnson, Vanessa | Asst Professor | Assistant Professor | FT | 12.5 | 75 | 12.5 | 100 | 5 | 2 | 0 | 0 | 0 | 6 | 1 | 0 | 0 | 0 | 93,531 | | | x | | | |
| College of Business | Department of Management | Kirkman, Dorothy | Int Assoc Dean, College of BUS | Associate Professor | FT | 12.5 | 25 | 62.5 | 100 | 0 | 0 | 0 | 1 | 0 | 0 | 0 | 2 | 1 | 0 | 153,265 | | | x | | | |
| College of Business | Department of Management | Martynov, Aleksey | Assoc Professor | Associate Professor | FT | 12.5 | 75 | 12.5 | 100 | 0 | 0 | 4 | 0 | 0 | 0 | 0 | 3 | 0 | 0 | 115,442 | | | x | | | |
| College of Business | Department of Management | Mayfield, Clifton | Assoc Professor | Associate Professor | FT | 12.5 | 75 | 12.5 | 100 | 1 | 0 | 1 | 0 | 0 | 4 | 0 | 5 | 0 | 0 | 114,109 | | | x | | | |
| College of Business | Department of Management | Stringer, Donna | Lecturer | Other Faculty | FT | 20 | 60 | 20 | 100 | 3 | 0 | 2 | 0 | 0 | 4 | 0 | 2 | 0 | 0 | 76,125 | | | x | | | |
| College of Business | Department of Management | Tombaugh, Jay | Assoc Professor | Associate Professor | FT | 12.5 | 75 | 12.5 | 100 | 1 | 0 | 2 | 0 | 0 | 5 | 0 | 2 | 0 | 0 | 96,569 | | | x | | | |
| College of Business | Department of Management | Valenti, M | Professor | Professor | FT | 12.5 | 75 | 12.5 | 100 | 4 | 0 | 2 | 1 | 0 | 0 | 0 | 4 | 0 | 0 | 125,263 | | | x | | | |
| College of Business | Department of Management | Voelker, Troy | Assoc Professor | Associate Professor | FT | 12.5 | 62.5 | 25 | 100 | 3 | 0 | 0 | 0 | 0 | 4 | 0 | 0 | 0 | 0 | 117,108 | | | x | | | |
| College of Business | Department of Management | Wooten, Kevin | Professor | Professor | FT | 15 | 25 | 60 | 100 | 0 | 0 | 0 | 0 | 0 | 0 | 0 | 4 | 0 | 0 | 150,000 | | | x | | | |
| College of Business | Department of Management Information Systems | Gercek, Gokhan | Professor | Professor | FT | 12.5 | 75 | 12.5 | 100 | 0 | 0 | 3 | 0 | 0 | 0 | 0 | 3 | 0 | 0 | 121,477 | | | x | | | |
| College of Business | Department of Management Information Systems | Lin, Jian | Asst Professor | Assistant Professor | FT | 12.5 | 75 | 12.5 | 100 | 2 | 0 | 3 | 0 | 0 | 2 | 0 | 3 | 0 | 0 | 104,988 | | | x | | | |
| College of Business | Department of Management Information Systems | Nanayakkara, Prabhathi | Clinical Asst Professor | Other Faculty | FT | 12.5 | 75 | 12.5 | 100 | 3 | 0 | 0 | 0 | 0 | 0 | 0 | 0 | 0 | 0 | 30,357 | | | x | | | |
| College of Business | Department of Management Information Systems | Saleem, Naveed | Professor | Professor | FT | 15 | 50 | 35 | 100 | 1 | 1 | 2 | 0 | 0 | 2 | 1 | 2 | 0 | 0 | 128,301 | | | x | | | |
| College of Business | Department of Management Information Systems | Steel, Douglas | Assoc Professor | Associate Professor | FT | 12.5 | 75 | 12.5 | 100 | 2 | 0 | 2 | 0 | 0 | 2 | 0 | 2 | 0 | 0 | 110,154 | | | x | | | |
| College of Business | Department of Management Information Systems | Sun, Nanfei | Visiting Asst Professor | Other Faculty | FT | 12.5 | 75 | 12.5 | 100 | 2 | 0 | 3 | 0 | 0 | 3 | 0 | 3 | 0 | 0 | 103,951 | | | x | | | |
| College of Business | Department of Management Information Systems | Wu, Michael | Asst Professor | Other Faculty | FT | 12.5 | 75 | 12.5 | 100 | 3 | 0 | 1 | 0 | 0 | 4 | 0 | 1 | 0 | 0 | 99,292 | | | x | | | |
| College of Education | Counseling Special Education and Diversity | Beavers, Elizabeth | Assoc Professor | Associate Professor | FT | 12.5 | 75 | 12.5 | 100 | 2 | 0 | 2 | 1 | 0 | 3 | 0 | 1 | 1 | 0 | 66,209 | | | x | | | |
| College of Education | Counseling Special Education and Diversity | Davis, Randy | Asst Professor | Assistant Professor | FT | 12.5 | 75 | 12.5 | 100 | 1 | 0 | 0 | 2 | 0 | 0 | 0 | 0 | 0 | 0 | 51,004 | | | x | | | |
| College of Education | Counseling Special Education and Diversity | Gauna-Gago, Leslie | Asst Professor | Assistant Professor | FT | 12.5 | 75 | 12.5 | 100 | 3 | 0 | 0 | 0 | 0 | 2 | 0 | 0 | 0 | 0 | 60,900 | | | x | | | |
| College of Education | Counseling Special Education and Diversity | Jones, Lisa | Assoc Professor | Associate Professor | FT | 12.5 | 75 | 12.5 | 100 | 1 | 0 | 3 | 1 | 0 | 0 | 0 | 3 | 0 | 0 | 67,956 | | | x | | | |
| College of Education | Counseling Special Education and Diversity | Marquez, Judith | Professor | Professor | FT | 12.5 | 75 | 12.5 | 100 | 2 | 0 | 0 | 3 | 0 | 1 | 0 | 0 | 2 | 0 | 102,868 | | | x | | | |
| College of Education | Counseling Special Education and Diversity | Pace, Robert | Clinical Assoc Professor | Other Faculty | FT | 12.5 | 75 | 12.5 | 100 | 0 | 0 | 3 | 2 | 0 | 0 | 0 | 2 | 3 | 0 | 63,014 | | | x | | | |
| College of Education | Counseling Special Education and Diversity | Perera-Diltz, Dilani | Professor | Professor | FT | 12.5 | 75 | 12.5 | 100 | 0 | 0 | 3 | 0 | 0 | 0 | 1 | 3 | 0 | 0 | 84,245 | | | x | | | |
| College of Education | Counseling Special Education and Diversity | Sawyer, Cheryl | Professor | Professor | FT | 12.5 | 75 | 12.5 | 100 | 0 | 0 | 0 | 0 | 0 | 0 | 0 | 0 | 0 | 0 | 37,460 | | | x | | | |
| College of Education | Counseling Special Education and Diversity | Seevers, Randy | Assoc Professor | Associate Professor | FT | 12.5 | 75 | 12.5 | 100 | 3 | 0 | 1 | 0 | 0 | 4 | 0 | 1 | 0 | 0 | 74,818 | | | x | | | |
| College of Education | Counseling Special Education and Diversity | Tello, Angelica | Asst Professor | Assistant Professor | FT | 12.5 | 75 | 12.5 | 100 | 0 | 0 | 1 | 2 | 0 | 0 | 0 | 1 | 2 | 0 | 61,522 | | | x | | | |
| College of Education | Counseling Special Education and Diversity | Weaver, Laurie | Professor | Professor | FT | 12.5 | 75 | 12.5 | 100 | 1 | 0 | 0 | 1 | 0 | 2 | 0 | 0 | 1 | 0 | 94,855 | | | x | | | |
| College of Education | Curriculum and Instruction | Brown, Amber | Assoc Professor | Associate Professor | | | | | | | | | | | | | | | | | | | | | | |

University of Houston-Clear Lake
Office of Institutional Effectiveness
UHS Board of Regents: Annual Faculty Workload Report AY 2019-2020

(Note: Report must be sorted by ft/pt followed by college, department/unit, and faculty name)

| College | Department/Unit | Name | Faculty Title | Faculty Rank | FT/PT | Research & Scholarship | Percent (%) Effort | | | # Classes Taught Fall 2019 | | | | | # Classes Taught Spring 2020 | | | | | salary | grant | local | state |
|--|------------------------------|------------------------|---------------------|---------------------|-------|------------------------|------------------------|---------|-----------|----------------------------|----|----|----|----|------------------------------|----|----|---------|---|--------|-------|-------|-------|
| | | | | | | | Teaching & Instruction | Service | Total (%) | UG | GR | SP | UG | GR | SP | UG | GR | SP | | | | | |
| College of Human Sciences and Humanities | Liberal Arts | Sisman, Cengiz | Assoc Professor | Associate Professor | FT | 13 | 75 | 12 | 100 | 2 | 0 | 1 | 1 | 3 | 0 | 2 | 1 | 62,106 | | | x | | |
| College of Human Sciences and Humanities | Liberal Arts | Zophy, Jonathan | Asst Professor | Professor | FT | 13 | 75 | 12 | 100 | 3 | 0 | 0 | 0 | 3 | 0 | 0 | 0 | 88,478 | | | x | | |
| College of Human Sciences and Humanities | Psychology | Kellins, Angela | Asst Professor | Assistant Professor | FT | 13 | 75 | 12 | 100 | 2 | 0 | 1 | 0 | 3 | 0 | 0 | 0 | 59,885 | | | x | | |
| College of Human Sciences and Humanities | Psychology | Rios, Desdamona | Assoc Professor | Associate Professor | FT | 13 | 75 | 12 | 100 | 2 | 0 | 1 | 2 | 3 | 0 | 1 | 0 | 66,035 | | | x | | |
| College of Human Sciences and Humanities | Psychology | Shaman, Nicholas | Asst Professor | Assistant Professor | FT | 13 | 75 | 12 | 100 | 3 | 0 | 1 | 0 | 4 | 0 | 0 | 2 | 62,930 | | | x | | |
| College of Human Sciences and Humanities | Psychology | Ward, Christopher | Professor | Professor | FT | 13 | 75 | 12 | 100 | 3 | 0 | 2 | 1 | 0 | 0 | 2 | 1 | 82,123 | | | x | | |
| College of Human Sciences and Humanities | Social and Cultural Sciences | Anderson Diaz, Comeka | Visiting Lecturer | Other Faculty | FT | 0 | 75 | 25 | 100 | 6 | 0 | 0 | 0 | 6 | 0 | 0 | 0 | 54,000 | | | x | | |
| College of Human Sciences and Humanities | Social and Cultural Sciences | Curtis, Maria | Assoc Professor | Associate Professor | FT | 13 | 75 | 12 | 100 | 4 | 0 | 4 | 2 | 5 | 0 | 2 | 1 | 70,056 | | | x | | |
| College of Human Sciences and Humanities | Social and Cultural Sciences | French, Leticia | Lecturer | Other Faculty | FT | 0 | 75 | 25 | 100 | 5 | 0 | 0 | 0 | 5 | 0 | 0 | 0 | 53,140 | x | | x | | |
| College of Human Sciences and Humanities | Social and Cultural Sciences | Hsu, Henda | Asst Professor | Assistant Professor | FT | 13 | 75 | 12 | 100 | 1 | 0 | 2 | 1 | 6 | 0 | 1 | 0 | 59,885 | | | x | | |
| College of Human Sciences and Humanities | Social and Cultural Sciences | Jin, Hae | Asst Professor | Assistant Professor | FT | 13 | 75 | 12 | 100 | 4 | 0 | 0 | 0 | 4 | 0 | 0 | 0 | 59,885 | | | x | | |
| College of Human Sciences and Humanities | Social and Cultural Sciences | Kovic, Christine | Professor | Professor | FT | 12.5 | 37.5 | 50 | 100 | 3 | 0 | 0 | 0 | 2 | 0 | 2 | 0 | 81,261 | | | x | | |
| College of Human Sciences and Humanities | Social and Cultural Sciences | Lash, Jeffrey | Assoc Professor | Associate Professor | FT | 13 | 75 | 12 | 100 | 0 | 0 | 0 | 0 | 3 | 0 | 1 | 0 | 69,402 | | | x | | |
| College of Human Sciences and Humanities | Social and Cultural Sciences | Lucas, Amy | Assoc Professor | Associate Professor | FT | 13 | 75 | 12 | 100 | 3 | 0 | 2 | 7 | 0 | 1 | 2 | 7 | 64,980 | | | x | | |
| College of Human Sciences and Humanities | Social and Cultural Sciences | Mark, Ryan | Asst Professor | Assistant Professor | FT | 13 | 75 | 12 | 100 | 0 | 0 | 6 | 1 | 0 | 0 | 3 | 4 | 65,975 | | | x | | |
| College of Human Sciences and Humanities | Social and Cultural Sciences | McMullen, John | Professor | Professor | FT | 13 | 75 | 12 | 100 | 3 | 0 | 1 | 0 | 2 | 0 | 2 | 0 | 91,155 | | | x | | |
| College of Human Sciences and Humanities | Social and Cultural Sciences | Penn, Everette | Professor | Professor | FT | 13 | 75 | 12 | 100 | 2 | 0 | 1 | 0 | 2 | 0 | 1 | 0 | 94,896 | | | x | | |
| College of Human Sciences and Humanities | Social and Cultural Sciences | Powers, William | Dir, TDC Program | Other Faculty | FT | 0 | 50 | 50 | 100 | 2 | 0 | 0 | 0 | 2 | 0 | 0 | 0 | 16,000 | | | | | |
| College of Human Sciences and Humanities | Social and Cultural Sciences | Walther, Christine | Assistant Professor | Assistant Professor | FT | 13 | 75 | 12 | 100 | 3 | 0 | 2 | 0 | 4 | 0 | 2 | 0 | 58,275 | | | x | | |
| College of Human Sciences and Humanities | Social and Cultural Sciences | Woldu, Dawit | Asst Professor | Assistant Professor | FT | 13 | 75 | 12 | 100 | 4 | 0 | 1 | 0 | 6 | 0 | 3 | 1 | 59,619 | | | x | | |
| College of Human Sciences and Humanities | Social and Cultural Sciences | Yi, Se-Hyoung | Asst Professor | Assistant Professor | FT | 13 | 75 | 12 | 100 | 3 | 0 | 0 | 0 | 3 | 0 | 0 | 0 | 59,621 | | | x | | |
| College of Science and Engineering | Biology and Biotechnology | Ariza, Martha | Lecturer | Other Faculty | FT | 0 | 80 | 20 | 100 | 2 | 0 | 4 | 2 | 0 | 0 | 6 | 3 | 62,087 | | | x | | |
| College of Science and Engineering | Biology and Biotechnology | Garcia, Thomas | Asst Professor | Assistant Professor | FT | 15.5 | 75 | 9.5 | 100 | 2 | 0 | 2 | 1 | 1 | 0 | 2 | 1 | 67,634 | | | x | | |
| College of Science and Engineering | Biology and Biotechnology | Gruber, Stephen | Lecturer | Other Faculty | FT | 0 | 80 | 20 | 100 | 5 | 0 | 0 | 0 | 6 | 0 | 0 | 0 | 60,900 | | | x | | |
| College of Science and Engineering | Biology and Biotechnology | LaMontagne, Michael | Asst Professor | Assistant Professor | FT | 15.5 | 75 | 9.5 | 100 | 4 | 0 | 0 | 0 | 5 | 1 | 0 | 1 | 65,975 | | | x | | |
| College of Science and Engineering | Biology and Biotechnology | Mills, William | Professor | Professor | FT | 12.5 | 75 | 12.5 | 100 | 3 | 2 | 2 | 1 | 3 | 2 | 2 | 0 | 107,367 | | | x | | |
| College of Science and Engineering | Biology and Biotechnology | Puzdrowski, Richard | Assoc Professor | Associate Professor | FT | 12.5 | 75 | 18.75 | 100 | 1 | 0 | 1 | 3 | 2 | 0 | 0 | 0 | 81,146 | | | x | | |
| College of Science and Engineering | Biology and Biotechnology | Rashid, Mohammad | Assoc Professor | Associate Professor | FT | 12.5 | 75 | 12.5 | 100 | 1 | 2 | 2 | 3 | 3 | 1 | 0 | 0 | 74,198 | | | x | | |
| College of Science and Engineering | Biology and Biotechnology | Rohde, Larry | Assoc Professor | Associate Professor | FT | 12.5 | 75 | 12.5 | 100 | 2 | 0 | 1 | 0 | 3 | 0 | 0 | 1 | 81,289 | | | x | | |
| College of Science and Engineering | Biology and Biotechnology | Santiago-Vazquez, Lory | Assoc Professor | Associate Professor | FT | 12.5 | 68.75 | 18.75 | 100 | 1 | 4 | 4 | 3 | 1 | 2 | 3 | 2 | 75,092 | | | x | | |
| College of Science and Engineering | Biology and Biotechnology | Stephens, Brian | Assoc Professor | Associate Professor | FT | 17.5 | 62.5 | 20 | 100 | 3 | 0 | 0 | 0 | 4 | 2 | 0 | 1 | 72,705 | | | x | | |
| College of Science and Engineering | Biology and Biotechnology | Trubi, Patricia | Lecturer | Other Faculty | FT | 0 | 80 | 20 | 100 | 11 | 1 | 0 | 0 | 9 | 1 | 0 | 0 | 62,469 | | | x | | |
| College of Science and Engineering | Biology and Biotechnology | Wasko, Briam | Asst Professor | Assistant Professor | FT | 18.75 | 75 | 6.25 | 100 | 4 | 1 | 1 | 2 | 2 | 1 | 1 | 1 | 67,599 | | | x | | |
| College of Science and Engineering | Computing Sciences | Abeysekera, Krishani | Senior Lecturer | Other Faculty | FT | 0 | 80 | 20 | 100 | 6 | 1 | 0 | 0 | 3 | 1 | 0 | 0 | 77,454 | | | x | | |
| College of Science and Engineering | Computing Sciences | Abukmail, Ahmed | Assoc Professor | Associate Professor | FT | 12.5 | 68.75 | 18.75 | 100 | 3 | 0 | 2 | 0 | 3 | 0 | 2 | 0 | 91,138 | | | x | | |
| College of Science and Engineering | Computing Sciences | Al-Mubaid, Hisham | Professor | Professor | FT | 12.5 | 75 | 12.5 | 100 | 3 | 0 | 2 | 1 | 4 | 0 | 1 | 2 | 103,734 | | | x | | |
| College of Science and Engineering | Computing Sciences | Baker, Joshua | Lecturer | Other Faculty | FT | 0 | 80 | 20 | 100 | 0 | 0 | 0 | 0 | 4 | 0 | 0 | 0 | 33,333 | | | x | | |
| College of Science and Engineering | Computing Sciences | Bettayeb, Saïd | Professor | Professor | FT | 12.5 | 75 | 12.5 | 100 | 1 | 0 | 1 | 0 | 2 | 1 | 1 | 0 | 108,426 | | | x | | |
| College of Science and Engineering | Computing Sciences | Boettcher, Gary | Assoc Professor | Associate Professor | FT | 12.5 | 75 | 12.5 | 100 | 0 | 0 | 3 | 0 | 0 | 0 | 3 | 0 | 88,400 | | | x | | |
| College of Science and Engineering | Computing Sciences | Buddharaju, Pradeep | Assoc Professor | Associate Professor | FT | 12.5 | 75 | 12.5 | 100 | 4 | 0 | 1 | 1 | 2 | 0 | 2 | 0 | 87,915 | | | x | | |
| College of Science and Engineering | Computing Sciences | Davari, Sadegh | Professor | Professor | FT | 26.5 | 37.5 | 36 | 100 | 1 | 2 | 0 | 2 | 1 | 2 | 0 | 1 | 115,099 | | | x | | |
| College of Science and Engineering | Computing Sciences | Feagin, Terry | Professor | Professor | FT | 12.5 | 75 | 12.5 | 100 | 1 | 1 | 2 | 0 | 2 | 0 | 1 | 0 | 114,622 | | | x | | |
| College of Science and Engineering | Computing Sciences | Hall, Sharon | Professor | Professor | FT | 12.5 | 75 | 12.5 | 100 | 3 | 0 | 0 | 0 | 2 | 0 | 1 | 0 | 107,799 | | | x | | |
| College of Science and Engineering | Computing Sciences | Hasan, Khondker | Asst Professor | Assistant Professor | FT | 12.5 | 75 | 12.5 | 100 | 1 | 0 | 2 | 2 | 2 | 0 | 1 | 1 | 86,275 | | | x | | |
| College of Science and Engineering | Computing Sciences | Lacher, Lisa | Asst Professor | Assistant Professor | FT | 12.5 | 68.75 | 18.75 | 100 | 4 | 1 | 0 | 0 | 4 | 1 | 0 | 0 | 84,413 | | | x | | |
| College of Science and Engineering | Computing Sciences | Perez-Davila, Alfredo | Assoc Professor | Associate Professor | FT | 12.5 | 75 | 12.5 | 100 | 7 | 0 | 0 | 0 | 7 | 0 | 0 | 0 | 94,475 | | | x | | |
| College of Science and Engineering | Computing Sciences | Phillips, Charles | Lecturer | Other Faculty | FT | 0 | 80 | 20 | 100 | 4 | 0 | 0 | 0 | 4 | 2 | 0 | 1 | 69,701 | | | x | | |
| College of Science and Engineering | Computing Sciences | Sha, Kewei | Assoc Professor | Associate Professor | FT | 12.5 | 75 | 12.5 | 100 | 3 | 0 | 1 | 1 | 1 | 0 | 2 | 0 | 86,966 | | | x | | |
| College of Science and Engineering | Computing Sciences | Wei, Wei | Assoc Professor | Associate Professor | FT | 12.5 | 68.75 | 18.75 | 100 | 3 | 0 | 1 | 0 | 4 | 0 | 1 | 0 | 86,870 | | | x | | |
| College of Science and Engineering | Computing Sciences | Yang, Tonleuh | Assoc Professor | Associate Professor | FT | 12.5 | 75 | 12.5 | 100 | 2 | 0 | 2 | 0 | 1 | 0 | 2 | 1 | 101,743 | | | x | | |
| College of Science and Engineering | Computing Sciences | Yue, Kwok-Bun | Professor | Professor | FT | 12.5 | 75 | 12.5 | 100 | 3 | 0 | 1 | 1 | 2 | 1 | 1 | 0 | 113,042 | | | x | | |
| College of Science and Engineering | Engineering | Andrews, Sharon | Assoc Professor | Associate Professor | FT | 12.5 | 68.75 | 18.75 | 100 | 0 | 0 | 4 | 0 | 0 | 0 | 4 | 0 | 86,241 | | | x | | |
| College of Science and Engineering | Engineering | Bhuiyan, Ariful | Asst Professor | Assistant Professor | FT | 12.5 | 75 | 12.5 | 100 | 2 | 0 | 0 | 0 | 4 | 0 | 0 | 0 | 83,000 | | | x | | |
| College of Science and Engineering | Engineering | Bokzurt, Ipek | Assoc Professor | Associate Professor | FT | 12.5 | 75 | 12.5 | 100 | 0 | 0 | 4 | 0 | 0 | 0 | 6 | 0 | 85,155 | | | x | | |
| College of Science and Engineering | Engineering | Bryant, Vernon | Senior Lecturer | Other Faculty | FT | 0 | 62.5 | 37.5 | 100 | 2 | 0 | 0 | 0 | 5 | 0 | 0 | 0 | 78,756 | | | x | | |
| College of Science and Engineering | Engineering | Dabney, James | Professor | Professor | FT | 15 | 62.5 | 22.5 | 100 | 1 | 0 | 3 | 1 | 1 | 0 | 2 | 1 | 116,910 | | | x | | |
| College of Science and Engineering | Engineering | Daghooghi, Mohsen | Asst Professor | Assistant Professor | FT | 12.5 | 75 | 12.5 | 100 | 3 | 0 | 0 | 0 | 3 | 0 | 0 | 0 | 82,215 | | | x | | |
| College of Science and Engineering | Engineering | Datta, Soma | Asst Professor | Assistant Professor | FT | 12.5 | 75 | 12.5 | 100 | 0 | 0 | 3 | 1 | 0 | 0 | 12 | 3 | 82,622 | | | x | | |
| College of Science and Engineering | Engineering | Demirocak, Dervis | Asst Professor | Assistant Professor | FT | 12.5 | 75 | 12.5 | 100 | 3 | 0 | 0 | 0 | 2 | 0 | 0 | 0 | 83,000 | | | x | | |
| College of Science and Engineering | Engineering | Hamidi, Yousef | Asst Professor | Assistant Professor | FT | 12.5 | 75 | 12.5 | 100 | 3 | 0 | 0 | 0 | 2 | 0 | 0 | 0 | 88,389 | | | x | | |
| College of Science and Engineering | Engineering | Harman, Thomas | Professor | Professor | FT | 12.5 | 62.5 | 25 | 100 | 0 | 0 | 2 | 0 | 1 | 0 | 1 | 0 | 124,595 | | | x | | |
| College of Science and Engineering | Engineering | Helm, James | Assoc Professor | Associate Professor | FT | 12.5 | 75 | 12.5 | 100 | 0 | 0 | 5 | 0 | 0 | 0 | 4 | 0 | 100,745 | | | x | | |
| College of Science and Engineering | Engineering | Jeong, Ki-Young | Assoc Professor | Associate Professor | FT | 12.5 | 68.75 | 18.75 | 100 | 0 | 0 | 6 | 1 | 0 | 0 | 8 | 0 | 93,331 | | | x | | |
| College of Science and Engineering | Engineering | Kirac, Emre | Asst Professor | Assistant Professor | FT | 12.5 | 75 | 12.5 | 100 | 0 | 0 | 0 | 0 | 0 | 0 | 0 | 0 | 79,170 | | | x | | |
| College of Science and Engineering | Engineering | Koc, Hakduran | Assoc Professor | Associate Professor | FT | 12.5 | 68.75 | 18.75 | 100 | 5 | 0 | 1 | 1 | 4 | 0 | 0 | 1 | 94,816 | | | x | | |
| College of Science and Engineering | Engineering | Lu, Jjiang | Asst Professor | Assistant Professor | FT | 12.5 | 75 | 12.5 | 100 | 4 | 0 | 0 | 2 | 4 | 1 | 1 | 1 | 82,622 | | </ | | | |

University of Houston-Clear Lake

Office of Institutional Effectiveness

UHS Board of Regents: Annual Faculty Workload Report AY 2019-2020

(Note: Report must be sorted by ft/pt followed by college, department/unit, and faculty name)

| College | Department/Unit | Name | Faculty Title | Faculty Rank | FT/PT | Percent (%) Effort | | | | # Classes Taught Fall 2019 | | | | | | # Classes Taught Spring 2020 | | | | | | salary | grant | local | state |
|------------------------------------|--|---------------------------|--------------------------------|---------------------|-------|------------------------|------------------------|---------|-----------|----------------------------|-----|-----|-----|-----|-----|------------------------------|-----|-----|-----|---------|-----|--------|-------|-------|-------|
| | | | | | | Research & Scholarship | Teaching & Instruction | Service | Total (%) | UG | | GR | | SP | | UG | | GR | | SP | | | | | |
| | | | | | | | | | | ORG | NON | ORG | NON | ORG | NON | ORG | NON | ORG | NON | ORG | NON | | | | |
| College of Science and Engineering | Mathematics and Statistics | Mustafaev, Zokhrab | Assoc Professor | Associate Professor | FT | 12.5 | 68.75 | 18.75 | 100 | 2 | 0 | 1 | 0 | 0 | 2 | 0 | 0 | 0 | 2 | 73,318 | | | x | | |
| College of Science and Engineering | Mathematics and Statistics | Rivas, Ilesa | Lecturer | Other Faculty | FT | 0 | 80 | 20 | 100 | 3 | 0 | 0 | 0 | 0 | 3 | 0 | 0 | 0 | 0 | 61,591 | | | x | | |
| College of Science and Engineering | Mathematics and Statistics | Shiaw, Lielune | Professor | Professor | FT | 22.5 | 62.5 | 15 | 100 | 1 | 0 | 1 | 2 | 2 | 0 | 1 | 0 | 0 | 0 | 53,551 | | | x | | |
| College of Science and Engineering | Mathematics and Statistics | Weerasinghe, Sadhana | Lecturer | Other Faculty | FT | 0 | 80 | 20 | 100 | 4 | 0 | 0 | 0 | 0 | 4 | 0 | 0 | 0 | 0 | 57,530 | | | x | | |
| College of Science and Engineering | Mathematics and Statistics | Yang, Yipeng | Asst Professor | Assistant Professor | FT | 12.5 | 75 | 12.5 | 100 | 4 | 0 | 0 | 1 | 1 | 4 | 0 | 0 | 0 | 0 | 68,038 | | | x | | |
| College of Science and Engineering | Physical and Applied Sciences | Akladios, Magdy | Professor | Professor | FT | 12.5 | 62.5 | 25 | 100 | 1 | 2 | 2 | 1 | 3 | 0 | 4 | 0 | 0 | 0 | 95,251 | | | x | | |
| College of Science and Engineering | Physical and Applied Sciences | Haque, Mohammad | Asst Professor | Assistant Professor | FT | 12.5 | 75 | 12.5 | 100 | 0 | 0 | 0 | 0 | 2 | 0 | 0 | 0 | 0 | 0 | 6,480 | | x | | | |
| College of Science and Engineering | Physical and Applied Sciences | Markina, Nataliya | Visiting Asst Professor | Other Faculty | FT | 0 | 80 | 20 | 100 | 6 | 0 | 0 | 0 | 5 | 2 | 0 | 0 | 0 | 0 | 57,896 | | | x | | |
| College of Science and Engineering | Physical and Applied Sciences | Dubrovskiy, Anton | Asst Professor | Assistant Professor | FT | 15 | 62.5 | 22.5 | 100 | 3 | 1 | 0 | 0 | 2 | 1 | 0 | 0 | 0 | 0 | 71,889 | | | x | | |
| College of Science and Engineering | Physical and Applied Sciences | Garrison, David | Interim Assoc Dean, Col of CSE | Professor | FT | 12.5 | 12.5 | 75 | 100 | 0 | 0 | 5 | 2 | 1 | 1 | 0 | 0 | 0 | 0 | 127,268 | | | | | |
| College of Science and Engineering | Physical and Applied Sciences | Krivoshain, Arcadius | Asst Professor | Assistant Professor | FT | 18.75 | 75 | 6.25 | 100 | 2 | 0 | 1 | 0 | 3 | 0 | 0 | 0 | 0 | 0 | 65,975 | | | x | | |
| College of Science and Engineering | Physical and Applied Sciences | Lu, Jack | Professor | Professor | FT | 12.5 | 75 | 12.5 | 100 | 4 | 0 | 2 | 0 | 2 | 0 | 3 | 0 | 0 | 0 | 94,747 | | | x | | |
| College of Science and Engineering | Physical and Applied Sciences | MacDermott, Alexandra | Assoc Professor | Associate Professor | FT | 12.5 | 75 | 12.5 | 100 | 4 | 0 | 0 | 0 | 3 | 0 | 0 | 1 | 0 | 0 | 80,180 | | | x | | |
| College of Science and Engineering | Physical and Applied Sciences | Macsood, Samina | Assoc Professor | Professor | FT | 12.5 | 75 | 12.5 | 100 | 3 | 0 | 1 | 2 | 3 | 1 | 1 | 2 | 0 | 0 | 88,101 | | | x | | |
| College of Science and Engineering | Physical and Applied Sciences | Maves, Van | Asst Professor | Assistant Professor | FT | 18.75 | 75 | 6.25 | 100 | 3 | 1 | 1 | 1 | 2 | 1 | 4 | 1 | 0 | 0 | 69,090 | | | x | | |
| College of Science and Engineering | Physical and Applied Sciences | Phalen, Robert | Assoc Professor | Associate Professor | FT | 15 | 62.5 | 22.5 | 100 | 2 | 0 | 2 | 0 | 2 | 1 | 2 | 0 | 0 | 0 | 80,829 | | | x | | |
| College of Science and Engineering | Physical and Applied Sciences | Su, Yi | Asst Professor | Assistant Professor | FT | 12.5 | 75 | 12.5 | 100 | 4 | 0 | 0 | 0 | 2 | 0 | 1 | 0 | 0 | 0 | 68,005 | | | x | | |
| College of Science and Engineering | Physical and Applied Sciences | Thompson, Walter | Lecturer | Other Faculty | FT | 0 | 80 | 20 | 100 | 17 | 0 | 0 | 0 | 17 | 1 | 0 | 0 | 0 | 0 | 65,275 | | | x | | |
| College of Science and Engineering | Physical and Applied Sciences | Wang, Zerong | Professor | Professor | FT | 12.5 | 75 | 12.5 | 100 | 3 | 0 | 2 | 0 | 4 | 1 | 3 | 1 | 0 | 0 | 87,242 | | | x | | |
| College of Science and Engineering | Physical and Applied Sciences | Withey, Paul | Assoc Professor | Associate Professor | FT | 15 | 62.5 | 22.5 | 100 | 1 | 0 | 2 | 0 | 1 | 0 | 2 | 1 | 0 | 0 | 77,353 | | | x | | |
| College of Business | Department of Accounting | Schoolcraft, Amanda | Adjunct - Non Ben | Other Faculty | PT | 0 | 100 | 0 | 100 | 3 | 0 | 0 | 0 | 3 | 0 | 0 | 0 | 0 | 0 | 15,000 | | x | | | |
| College of Business | Department of Accounting | Siewert, Celine | Adjunct - Non Ben | Other Faculty | PT | 0 | 100 | 0 | 100 | 1 | 0 | 0 | 0 | 0 | 0 | 1 | 0 | 0 | 0 | 6,750 | | x | | | |
| College of Business | Department of Accounting | Youngblood, William Scott | Adjunct - Non Ben | Other Faculty | PT | 0 | 100 | 0 | 100 | 1 | 0 | 0 | 0 | 1 | 0 | 0 | 0 | 0 | 0 | 6,750 | | x | | | |
| College of Business | Department of Accounting | Zhu, Limin | Adjunct - Non Ben | Other Faculty | PT | 0 | 100 | 0 | 100 | 2 | 0 | 0 | 0 | 2 | 0 | 0 | 0 | 0 | 0 | 5,400 | | x | | | |
| College of Business | Department of Economics, Finance, Marketing, and Decision Sciences | Ceyanes, Jason | Adjunct - Non Ben | Other Faculty | PT | 0 | 100 | 0 | 100 | 1 | 0 | 0 | 0 | 1 | 0 | 0 | 0 | 0 | 0 | 7,500 | | x | | | |
| College of Business | Department of Economics, Finance, Marketing, and Decision Sciences | Huq, Ahsanul | Adjunct - Non Ben | Other Faculty | PT | 0 | 100 | 0 | 100 | 1 | 0 | 0 | 0 | 1 | 0 | 2 | 0 | 0 | 0 | 12,000 | | x | | | |
| College of Business | Department of Economics, Finance, Marketing, and Decision Sciences | Reagan, Ken | Adjunct - Non Ben | Other Faculty | PT | 0 | 100 | 0 | 100 | 2 | 0 | 0 | 0 | 1 | 0 | 1 | 0 | 0 | 0 | 3,000 | | x | | | |
| College of Business | Department of Healthcare Administration | Anhalt, Carole | Adjunct - Non Ben | Other Faculty | PT | 0 | 100 | 0 | 100 | 1 | 0 | 1 | 0 | 1 | 0 | 2 | 0 | 0 | 0 | 7,500 | | x | | | |
| College of Business | Department of Healthcare Administration | Potter, Pamela | Adjunct - Non Ben | Other Faculty | PT | 0 | 100 | 0 | 100 | 2 | 0 | 0 | 0 | 2 | 0 | 0 | 0 | 0 | 0 | 12,000 | | x | | | |
| College of Business | Department of Management | Conerly, Allison | Adjunct - Non Ben | Other Faculty | PT | 0 | 100 | 0 | 100 | 1 | 0 | 0 | 0 | 0 | 0 | 0 | 0 | 0 | 0 | 3,750 | | x | | | |
| College of Business | Department of Management | Ferris, Cynde | Adjunct - Non Ben | Other Faculty | PT | 0 | 100 | 0 | 100 | 4 | 0 | 0 | 0 | 0 | 0 | 2 | 0 | 0 | 0 | 10,800 | | x | | | |
| College of Business | Department of Management | Jones, William | Adjunct - Non Ben | Other Faculty | PT | 0 | 100 | 0 | 100 | 0 | 0 | 0 | 0 | 1 | 0 | 0 | 0 | 0 | 0 | 3,750 | | x | | | |
| College of Business | Department of Management | McGlashan, Robert | Adjunct/Retiree | Other Faculty | PT | 0 | 100 | 0 | 100 | 2 | 0 | 0 | 0 | 2 | 0 | 0 | 0 | 0 | 0 | 12,000 | | x | | | |
| College of Business | Department of Management | Small, Danna | Adjunct - Non Ben | Other Faculty | PT | 0 | 100 | 0 | 100 | 0 | 0 | 0 | 0 | 2 | 0 | 0 | 0 | 0 | 0 | 3,000 | | x | | | |
| College of Business | Department of Management | Summers, Angela | Adjunct - Non Ben | Other Faculty | PT | 0 | 100 | 0 | 100 | 0 | 0 | 0 | 0 | 0 | 0 | 1 | 0 | 0 | 0 | 3,750 | | x | | | |
| College of Business | Department of Management | Weber, Winifred | Adjunct - Non Ben | Other Faculty | PT | 0 | 100 | 0 | 100 | 1 | 0 | 0 | 0 | 1 | 0 | 0 | 0 | 0 | 0 | 7,500 | | x | | | |
| College of Business | Department of Management Information Systems | Belwal, Chaitanya | Adjunct - Non Ben | Other Faculty | PT | 0 | 100 | 0 | 100 | 1 | 0 | 0 | 0 | 1 | 0 | 0 | 0 | 0 | 0 | 7,500 | | x | | | |
| College of Business | Department of Management Information Systems | McLaughlin, James | Adjunct - Non Ben | Other Faculty | PT | 0 | 100 | 0 | 100 | 1 | 0 | 0 | 0 | 2 | 0 | 0 | 0 | 0 | 0 | 5,400 | | x | | | |
| College of Business | Department of Management Information Systems | Meyer, Richard | Adjunct - Non Ben | Other Faculty | PT | 0 | 100 | 0 | 100 | 1 | 0 | 0 | 0 | 0 | 0 | 0 | 0 | 0 | 0 | 3,000 | | x | | | |
| College of Business | Department of Management Information Systems | Robinson, Russell | Adjunct - Non Ben | Other Faculty | PT | 0 | 100 | 0 | 100 | 1 | 0 | 0 | 0 | 1 | 0 | 0 | 0 | 0 | 0 | 6,000 | | x | | | |
| College of Business | Department of Management Information Systems | Saad, William | Adjunct - Non Ben | Other Faculty | PT | 0 | 100 | 0 | 100 | 2 | 0 | 0 | 0 | 2 | 0 | 0 | 0 | 0 | 0 | 12,000 | | x | | | |
| College of Business | Department of Management Information Systems | Tran, Hien | Adjunct/Retiree | Other Faculty | PT | 0 | 100 | 0 | 100 | 2 | 0 | 0 | 0 | 0 | 0 | 0 | 0 | 0 | 0 | 6,000 | | x | | | |
| College of Education | Counseling Special Education and Diversity | Albrecht, Christal | Adjunct - Non Ben | Other Faculty | PT | 0 | 100 | 0 | 100 | 0 | 0 | 1 | 0 | 0 | 0 | 0 | 0 | 0 | 0 | 3,050 | | x | | | |
| College of Education | Counseling Special Education and Diversity | Alvarez, Carolina | Adjunct - Non Ben | Other Faculty | PT | 0 | 100 | 0 | 100 | 0 | 0 | 0 | 0 | 1 | 0 | 0 | 0 | 0 | 0 | 2,638 | | | x | | |
| College of Education | Counseling Special Education and Diversity | Anderson, Cynthia | Adjunct - Non Ben | Other Faculty | PT | 0 | 100 | 0 | 100 | 1 | 0 | 0 | 0 | 1 | 0 | 0 | 0 | 0 | 0 | 5,444 | | | x | | |
| College of Education | Counseling Special Education and Diversity | Bruton, Loree | Adjunct - Non Ben | Other Faculty | PT | 0 | 100 | 0 | 100 | 1 | 0 | 0 | 0 | 1 | 0 | 0 | 0 | 0 | 0 | 7,100 | | | x | | |
| College of Education | Counseling Special Education and Diversity | Bump, Wren | Adjunct - Non Ben | Other Faculty | PT | 0 | 100 | 0 | 100 | 0 | 0 | 0 | 0 | 1 | 0 | 0 | 0 | 0 | 0 | 4,150 | | | x | | |
| College of Education | Counseling Special Education and Diversity | Capelo, Ismael | Adjunct/Retiree | Other Faculty | PT | 0 | 100 | 0 | 100 | 1 | 0 | 0 | 0 | 1 | 0 | 0 | 0 | 0 | 0 | 6,600 | | | x | | |
| College of Education | Counseling Special Education and Diversity | Chase, Sarah | Adjunct - Non Ben | Other Faculty | PT | 0 | 100 | 0 | 100 | 1 | 0 | 0 | 0 | 0 | 0 | 0 | 0 | 0 | 0 | 2,638 | | | x | | |
| College of Education | Counseling Special Education and Diversity | Coronado, Cynthia | Adjunct - Non Ben | Other Faculty | PT | 0 | 100 | 0 | 100 | 0 | 0 | 1 | 0 | 0 | 0 | 0 | 1 | 0 | 0 | 7,200 | | | x | | |
| College of Education | Counseling Special Education and Diversity | Cox, Lee | Adjunct/Retiree | Other Faculty | PT | 0 | 100 | 0 | 100 | 0 | 0 | 0 | 0 | 0 | 0 | 0 | 0 | 0 | 0 | 4,250 | | | x | | |
| College of Education | Counseling Special Education and Diversity | Ellis, Pamela | Adjunct - Non Ben | Other Faculty | PT | 0 | 100 | 0 | 100 | 1 | 0 | 1 | 0 | 0 | 0 | 0 | 0 | 0 | 0 | 3,050 | | | x | | |
| College of Education | Counseling Special Education and Diversity | Geer, Jennifer | Adjunct - Non Ben | Other Faculty | PT | 0 | 100 | 0 | 100 | 2 | 0 | 0 | 0 | 0 | 0 | 0 | 0 | 0 | 0 | 6,452 | | | x | | |
| College of Education | Counseling Special Education and Diversity | Gomez, Maria Sol | Adjunct - Non Ben | Other Faculty | PT | 0 | 100 | 0 | 100 | 0 | 0 | 0 | 0 | 1 | 0 | 0 | 0 | 0 | 0 | 2,638 | | | x | | |
| College of Education | Counseling Special Education and Diversity | Hansen, Stanlee | Adjunct/Retiree | Other Faculty | PT | 0 | 100 | 0 | 100 | 1 | 0 | 0 | 0 | 2 | 0 | 0 | 0 | 0 | 0 | 8,166 | | | x | | |
| College of Education | Counseling Special Education and Diversity | Hart, Linda | Adjunct - Non Ben | Other Faculty | PT | 0 | 100 | 0 | 100 | 0 | 0 | 0 | 0 | 0 | 0 | 1 | 0 | 0 | 0 | 3,050 | | | x | | |
| College of Education | Counseling Special Education and Diversity | Henriquez, Carina | Adjunct - Non Ben | Other Faculty | PT | 0 | 100 | 0 | 100 | 1 | 0 | 0 | 0 | 1 | 0 | 0 | 0 | 0 | 0 | 5,276 | | | x | | |
| College of Education | Counseling Special Education and Diversity | Herbst, Sharon | Adjunct/Retiree | Other Faculty | PT | 0 | 100 | 0 | 100 | 1 | 0 | 0 | 0 | 1 | 0 | 0 | 0 | 0 | 0 | 5,612 | | | x | | |
| College of Education | Counseling Special Education and Diversity | Holub, Maria | Adjunct/Retiree | Other Faculty | PT | 0 | 100 | 0 | 100 | 2 | 0 | 0 | 0 | 2 | 0 | 0 | 0 | 0 | 0 | 14,920 | | | x | | |
| College of Education | Counseling Special Education and Diversity | Medina, Norma | Adjunct - Non Ben | Other Faculty | PT | 0 | 100 | 0 | 100 | 1 | 0 | 0 | 0 | 1 | 0 | 0 | 0 | 0 | 0 | 5,276 | | | x | | |
| College of Education | Counseling Special Education and Diversity | Morgan, Marlene | Adjunct - Non Ben | Other Faculty | PT | 0 | 100 | 0 | 100 | 2 | 0 | 0 | 0 | 2 | 0 | 0 | 0 | | | | | | | | |

University of Houston-Clear Lake
Office of Institutional Effectiveness
UHS Board of Regents: Annual Faculty Workload Report AY 2019-2020

(Note: Report must be sorted by ft/pt followed by college, department/unit, and faculty name)

| College | Department/Unit | Name | Faculty Title | Faculty Rank | FT/PT | Research & Scholarship | Teaching & Instruction | Service | Total (%) Effort | # Classes Taught Fall 2019 | | | | # Classes Taught Spring 2020 | | | | salary | grant | local | state | |
|--|---|---------------------------|-----------------------------|---------------------|-------|------------------------|------------------------|---------|------------------|----------------------------|-----|-----|-----|------------------------------|-----|-----|-----|--------|-------|-------|-------|----|
| | | | | | | | | | | Percent (%) Effort | | UG | GR | SP | UG | | GR | | | | | SP |
| | | | | | | | | | | ORG | NON | ORG | NON | ORG | NON | ORG | NON | | | | | |
| College of Education | Curriculum and Instruction | McCormack, Cathy | Adjunct - Non Ben | Assistant Professor | PT | 0 | 100 | 0 | 100 | 0 | 1 | 0 | 0 | 0 | 0 | 0 | 0 | 3,100 | x | | | |
| College of Education | Curriculum and Instruction | Mitchell, Shelly | Adjunct - Non Ben | Other Faculty | PT | 0 | 100 | 0 | 100 | 1 | 0 | 0 | 0 | 0 | 0 | 0 | 0 | 2,638 | x | | | |
| College of Education | Curriculum and Instruction | Nix, Linda | Adjunct/Retiree | Other Faculty | PT | 0 | 100 | 0 | 100 | 0 | 2 | 0 | 0 | 0 | 1 | 0 | 0 | 6,495 | x | | | |
| College of Education | Curriculum and Instruction | Nuetzmann, Chad | Adjunct - Non Ben | Other Faculty | PT | 0 | 100 | 0 | 100 | 0 | 1 | 0 | 0 | 0 | 0 | 0 | 0 | 0 | | | | |
| College of Education | Curriculum and Instruction | Perrin, Janice | Adjunct/Retiree | Other Faculty | PT | 0 | 100 | 0 | 100 | 2 | 0 | 0 | 0 | 2 | 0 | 0 | 0 | 15,400 | x | | | |
| College of Education | Curriculum and Instruction | Polzin, Ray | Adjunct - Non Ben | Other Faculty | PT | 0 | 100 | 0 | 100 | 0 | 1 | 0 | 0 | 0 | 1 | 0 | 0 | 0 | | | | |
| College of Education | Curriculum and Instruction | Quick, Deani | Adjunct - Non Ben | Other Faculty | PT | 0 | 100 | 0 | 100 | 0 | 2 | 0 | 0 | 1 | 1 | 0 | 0 | 4,537 | | | x | |
| College of Education | Curriculum and Instruction | Rogers, Mary | Adjunct/Retiree | Other Faculty | PT | 0 | 100 | 0 | 100 | 0 | 1 | 0 | 0 | 0 | 1 | 0 | 0 | 6,200 | x | | | |
| College of Education | Curriculum and Instruction | Sansing, Linda | Adjunct - Non Ben | Other Faculty | PT | 0 | 100 | 0 | 100 | 2 | 0 | 0 | 0 | 2 | 0 | 0 | 0 | 15,000 | | | x | |
| College of Education | Curriculum and Instruction | Schatzke, Sheila | Adjunct - Non Ben | Other Faculty | PT | 0 | 100 | 0 | 100 | 2 | 0 | 0 | 0 | 0 | 0 | 0 | 0 | 15,710 | x | | | |
| College of Education | Curriculum and Instruction | Smedley, Linda | Adjunct/Retiree | Other Faculty | PT | 0 | 100 | 0 | 100 | 0 | 2 | 0 | 0 | 0 | 2 | 0 | 0 | 6,200 | x | | | |
| College of Education | Curriculum and Instruction | Snider, Teresa | Adjunct/Retiree | Other Faculty | PT | 0 | 100 | 0 | 100 | 0 | 2 | 0 | 0 | 0 | 2 | 0 | 0 | 6,200 | x | | | |
| College of Education | Curriculum and Instruction | Speed-Butler, Carolyn | Adjunct/Retiree | Other Faculty | PT | 0 | 100 | 0 | 100 | 1 | 0 | 0 | 0 | 2 | 0 | 0 | 0 | 8,418 | x | | | |
| College of Education | Curriculum and Instruction | Stiles, Ann | Adjunct - Non Ben | Other Faculty | PT | 0 | 100 | 0 | 100 | 1 | 0 | 0 | 0 | 1 | 0 | 0 | 0 | 6,200 | | | x | |
| College of Education | Curriculum and Instruction | Taylor, Christine | Adjunct/Retiree | Other Faculty | PT | 0 | 100 | 0 | 100 | 0 | 1 | 0 | 0 | 0 | 1 | 0 | 0 | 6,200 | x | | | |
| College of Education | Curriculum and Instruction | Teichelman, Nancy | Instructor | Other Faculty | PT | 0 | 100 | 0 | 100 | 0 | 1 | 0 | 0 | 0 | 1 | 0 | 0 | 0 | | | | |
| College of Education | Curriculum and Instruction | Tilley, Terry | Adjunct - Non Ben | Other Faculty | PT | 0 | 100 | 0 | 100 | 0 | 1 | 0 | 0 | 0 | 1 | 0 | 0 | 0 | | | | |
| College of Education | Curriculum and Instruction | Tryer, Kelly | Adjunct - Non Ben | Other Faculty | PT | 0 | 100 | 0 | 100 | 1 | 0 | 0 | 0 | 1 | 0 | 0 | 0 | 5,612 | | | x | |
| College of Education | Curriculum and Instruction | Vela, Viola | Adjunct/Retiree | Other Faculty | PT | 0 | 100 | 0 | 100 | 2 | 0 | 0 | 0 | 2 | 0 | 0 | 0 | 15,400 | x | | | |
| College of Education | Curriculum and Instruction | Ward, Janet | Adjunct/Retiree | Other Faculty | PT | 0 | 100 | 0 | 100 | 0 | 1 | 0 | 0 | 0 | 1 | 0 | 0 | 6,200 | x | | | |
| College of Education | Curriculum and Instruction | Wisnoski, Dawn | Adjunct/Retiree | Other Faculty | PT | 0 | 100 | 0 | 100 | 0 | 0 | 0 | 0 | 0 | 1 | 0 | 0 | 4,650 | x | | | |
| College of Education | Curriculum and Instruction | Wood, Amy | Adjunct - Non Ben | Other Faculty | PT | 0 | 100 | 0 | 100 | 1 | 0 | 0 | 0 | 1 | 0 | 0 | 0 | 5,360 | | | x | |
| College of Education | Curriculum and Instruction | Wright, Stephanie | Adjunct/Retiree | Other Faculty | PT | 0 | 100 | 0 | 100 | 0 | 1 | 0 | 0 | 0 | 1 | 0 | 0 | 6,200 | x | | | |
| College of Education | Curriculum and Instruction, Literacy Library, and Learning Technology | Groscurth, Grace | Adjunct/Retiree | Other Faculty | PT | 0 | 100 | 0 | 100 | 1 | 0 | 0 | 0 | 1 | 0 | 0 | 0 | 6,200 | x | | | |
| College of Education | Leadership and Policy Analysis | Browning, Sandra | Adjunct/Retiree | Other Faculty | PT | 0 | 100 | 0 | 100 | 2 | 0 | 0 | 0 | 1 | 0 | 0 | 0 | 33,376 | x | | | |
| College of Education | Leadership and Policy Analysis | Carr, Eric | Adjunct - Non Ben | Other Faculty | PT | 0 | 100 | 0 | 100 | 1 | 0 | 0 | 0 | 1 | 0 | 0 | 0 | 6,400 | | | x | |
| College of Education | Leadership and Policy Analysis | Garcia, Andres | Adjunct - Non Ben | Other Faculty | PT | 0 | 100 | 0 | 100 | 0 | 0 | 1 | 0 | 0 | 0 | 1 | 0 | 6,100 | x | | | |
| College of Education | Leadership and Policy Analysis | Griffith, Cynthia | Adjunct - Non Ben | Other Faculty | PT | 0 | 100 | 0 | 100 | 0 | 0 | 0 | 0 | 0 | 0 | 0 | 0 | 3,050 | | | x | |
| College of Education | Leadership and Policy Analysis | Ingram, Jacqueline | Adjunct - Non Ben | Other Faculty | PT | 0 | 100 | 0 | 100 | 0 | 0 | 1 | 0 | 0 | 0 | 0 | 0 | 3,050 | x | | | |
| College of Education | Leadership and Policy Analysis | Lang, Arthur | Instructional Assoc/Retiree | Other Faculty | PT | 0 | 100 | 0 | 100 | 0 | 0 | 0 | 0 | 0 | 0 | 1 | 0 | 28,775 | | | | |
| College of Education | Leadership and Policy Analysis | Parker, Derrick | Adjunct/Retiree | Other Faculty | PT | 0 | 100 | 0 | 100 | 1 | 0 | 1 | 0 | 0 | 0 | 1 | 0 | 10,650 | x | | | |
| College of Education | Leadership and Policy Analysis | Richardson, Timothy | Adjunct - Non Ben | Other Faculty | PT | 0 | 100 | 0 | 100 | 0 | 0 | 0 | 0 | 0 | 0 | 1 | 1 | 0 | | | | |
| College of Education | Leadership and Policy Analysis | Schumacher, Gerald | Adjunct/Retiree | Other Faculty | PT | 0 | 100 | 0 | 100 | 0 | 0 | 2 | 0 | 0 | 0 | 2 | 0 | 11,850 | x | | | |
| College of Education | Leadership and Policy Analysis | Torres, Eduardo | Adjunct/Retiree | Other Faculty | PT | 0 | 100 | 0 | 100 | 0 | 0 | 1 | 0 | 0 | 0 | 2 | 0 | 9,150 | x | | | |
| College of Education | Leadership and Policy Analysis | Winn, Christian | Adjunct - Non Ben | Other Faculty | PT | 0 | 100 | 0 | 100 | 0 | 0 | 0 | 0 | 0 | 0 | 2 | 0 | 6,100 | | | x | |
| College of Education | Leadership and Policy Analysis, Curriculum and Instruction | Farrell, Tina | Adjunct/Retiree | Other Faculty | PT | 0 | 100 | 0 | 100 | 0 | 0 | 2 | 0 | 0 | 0 | 4 | 0 | 14,200 | x | | | |
| College of Education | Literacy, Library, and Learning Technology | Rice, Curtis | Adjunct - Non Ben | Other Faculty | PT | 0 | 100 | 0 | 100 | 0 | 0 | 0 | 0 | 0 | 0 | 0 | 0 | 7,500 | x | | | |
| College of Education | Literacy, Library, and Learning Technology | Armendariz, Terri | Adjunct - Non Ben | Other Faculty | PT | 0 | 100 | 0 | 100 | 1 | 0 | 0 | 0 | 1 | 0 | 0 | 0 | 5,360 | | | x | |
| College of Education | Literacy, Library, and Learning Technology | Becker, Donald | Adjunct - Non Ben | Other Faculty | PT | 0 | 100 | 0 | 100 | 0 | 0 | 0 | 0 | 0 | 0 | 0 | 0 | 2,638 | | | x | |
| College of Education | Literacy, Library, and Learning Technology | Bowman, Denise | Adjunct - Non Ben | Other Faculty | PT | 0 | 100 | 0 | 100 | 1 | 0 | 0 | 0 | 1 | 0 | 0 | 0 | 7,460 | | | x | |
| College of Education | Literacy, Library, and Learning Technology | Buford, Brandie | Adjunct - Non Ben | Other Faculty | PT | 0 | 100 | 0 | 100 | 0 | 0 | 1 | 0 | 0 | 0 | 0 | 0 | 3,050 | x | | | |
| College of Education | Literacy, Library, and Learning Technology | Chandler, Marla | Adjunct - Non Ben | Other Faculty | PT | 0 | 100 | 0 | 100 | 1 | 0 | 0 | 0 | 1 | 0 | 0 | 0 | 7,292 | | | x | |
| College of Education | Literacy, Library, and Learning Technology | Fanning, Morgan | Adjunct - Non Ben | Other Faculty | PT | 0 | 100 | 0 | 100 | 1 | 0 | 0 | 0 | 1 | 0 | 0 | 0 | 5,528 | x | | | |
| College of Education | Literacy, Library, and Learning Technology | Finnerty, Gordon | Adjunct - Non Ben | Other Faculty | PT | 0 | 100 | 0 | 100 | 0 | 0 | 0 | 0 | 1 | 0 | 0 | 0 | 2,638 | | | x | |
| College of Education | Literacy, Library, and Learning Technology | Freeman, Codi | Adjunct - Non Ben | Other Faculty | PT | 0 | 100 | 0 | 100 | 2 | 0 | 0 | 0 | 2 | 0 | 1 | 0 | 13,200 | x | | | |
| College of Education | Literacy, Library, and Learning Technology | Golding, Malene | Adjunct - Non Ben | Other Faculty | PT | 0 | 100 | 0 | 100 | 1 | 0 | 0 | 0 | 1 | 0 | 0 | 0 | 5,360 | x | | | |
| College of Education | Literacy, Library, and Learning Technology | Holub, Karen | Adjunct - Non Ben | Other Faculty | PT | 0 | 100 | 0 | 100 | 1 | 0 | 0 | 0 | 1 | 0 | 0 | 0 | 6,536 | x | | | |
| College of Education | Literacy, Library, and Learning Technology | Hughes, Jessica | Adjunct - Non Ben | Other Faculty | PT | 0 | 100 | 0 | 100 | 0 | 0 | 0 | 0 | 0 | 2 | 0 | 0 | 9,450 | x | | | |
| College of Education | Literacy, Library, and Learning Technology | Lejeune, Amy | Adjunct - Non Ben | Other Faculty | PT | 0 | 100 | 0 | 100 | 0 | 0 | 0 | 0 | 1 | 0 | 0 | 0 | 2,722 | x | | | |
| College of Education | Literacy, Library, and Learning Technology | Liburd, Dolly | Adjunct - Non Ben | Other Faculty | PT | 0 | 100 | 0 | 100 | 1 | 0 | 0 | 0 | 1 | 0 | 1 | 0 | 7,300 | x | | | |
| College of Education | Literacy, Library, and Learning Technology | Mann, Barkley | Adjunct - Non Ben | Other Faculty | PT | 0 | 100 | 0 | 100 | 1 | 0 | 0 | 0 | 1 | 0 | 0 | 0 | 6,500 | x | | | |
| College of Education | Literacy, Library, and Learning Technology | Nguyen, Thuan | Adjunct - Non Ben | Other Faculty | PT | 0 | 100 | 0 | 100 | 2 | 0 | 0 | 0 | 0 | 0 | 0 | 0 | 8,166 | x | | | |
| College of Education | Literacy, Library, and Learning Technology | Pruitt-Annisette, Brenda | Adjunct - Non Ben | Other Faculty | PT | 0 | 100 | 0 | 100 | 0 | 0 | 1 | 0 | 0 | 0 | 0 | 0 | 6,100 | x | | | |
| College of Education | Literacy, Library, and Learning Technology | Reeves, Laura | Adjunct - Non Ben | Other Faculty | PT | 0 | 100 | 0 | 100 | 2 | 0 | 0 | 0 | 1 | 0 | 0 | 0 | 11,900 | x | | | |
| College of Education | Literacy, Library, and Learning Technology | Ritter, Rhonda | Adjunct - Non Ben | Other Faculty | PT | 0 | 100 | 0 | 100 | 0 | 0 | 2 | 0 | 1 | 0 | 0 | 0 | 9,450 | x | | | |
| College of Education | Literacy, Library, and Learning Technology | Ruiz, Michael-ann | Adjunct - Non Ben | Other Faculty | PT | 0 | 100 | 0 | 100 | 1 | 0 | 0 | 0 | 2 | 0 | 0 | 0 | 5,276 | | | x | |
| College of Education | Literacy, Library, and Learning Technology | Simon, Kellie | Adjunct - Non Ben | Other Faculty | PT | 0 | 100 | 0 | 100 | 2 | 0 | 0 | 0 | 0 | 0 | 0 | 0 | 5,276 | | | x | |
| College of Education | Literacy, Library, and Learning Technology | Theiler, Janice | Adjunct - Non Ben | Other Faculty | PT | 0 | 100 | 0 | 100 | 1 | 0 | 0 | 0 | 1 | 0 | 0 | 0 | 5,696 | | | x | |
| College of Education | Literacy, Library, and Learning Technology | Thomas, Miriam | Adjunct - Non Ben | Other Faculty | PT | 0 | 100 | 0 | 100 | 0 | 0 | 1 | 0 | 0 | 0 | 2 | 0 | 12,400 | x | | | |
| College of Education | Literacy, Library, and Learning Technology | Trevathan, Monica | Adjunct - Non Ben | Other Faculty | PT | 0 | 100 | 0 | 100 | 0 | 0 | 2 | 0 | 0 | 0 | 0 | 0 | 9,350 | x | | | |
| College of Education | Literacy, Library, and Learning Technology | Willis-Opalenik, Jennifer | Adjunct - Non Ben | Other Faculty | PT | 0 | 100 | 0 | 100 | 0 | 0 | 2 | 0 | 0 | 0 | 4 | 0 | 13,400 | x | | | |
| College of Human Sciences and Humanities | Clinical, Health, and Applied Psychology | Abshire, Jason | Adjunct - Non Ben | Other Faculty | PT | 0 | 100 | 0 | 100 | 2 | 0 | 0 | 0 | 2 | 0 | 0 | 0 | 9,600 | x | | | |
| College of Human Sciences and Humanities | Clinical, Health, and Applied Psychology | Battle, Jennifer | Adjunct - Non Ben | Other Faculty | PT | 0 | 100 | 0 | 100 | 1 | 0 | 0 | 0 | 1 | 0 | 0 | 0 | 6,000 | x | | | |
| College of Human Sciences and Humanities | Clinical, Health, and Applied Psychology | Buckaloo, Jason | Adjunct - Non Ben | Other Faculty | PT | 0 | 100 | 0 | 100 | 1 | 0 | 0 | 0 | 0 | 0 | 0 | 0 | 2,400 | | | x | |
| College of Human Sciences and Humanities | Clinical, Health, and Applied Psychology | Coleman, Alfred | Adjunct - Non Ben | Other Faculty | PT | 0 | 100 | 0 | 100 | 1 | 0 | 1 | 0 | 1 | 0 | 1 | 0 | 16,400 | x | | | |
| College of Human Sciences and Humanities | Clinical, Health, and Applied Psychology | Dawitt, John | Adjunct - Non Ben | Other Faculty | PT | 0 | 100 | 0 | 100 | 1 | 0 | 0 | 0 | 0 | 0 | 1 | 0 | 5,700 | x | | | |
| College of Human Sciences and Humanities | Clinical, Health, and Applied Psychology | Gravelly, Cindy | Adjunct - Non Ben | Other Faculty | PT | 0 | 100 | 0 | 100 | 2 | 0 | 0 | 0 | 2 | 0 | 0 | 0 | 9,600 | x | | | |
| College of Human Sciences and Humanities | Clinical, Health, and Applied Psychology | Luck, Kally | Adjunct - Non Ben | Other Faculty | PT | 0 | 100 | 0 | 100 | 1 | 0 | 0 | 0 | 0 | 0 | 0 | 0 | 2,400 | x | | | |
| College of Human Sciences and Humanities | Clinical, Health, and Applied Psychology | Thomas, Felicia | Adjunct - Non Ben | Other Faculty | PT | 0 | 100 | 0 | 100 | 2 | 0 | 0 | 0 | 2 | 0 | 0 | 0 | 11,400 | x | | | |
| College of Human Sciences and Humanities | Clinical, Health, and Applied Psychology | Wuenschel, Peter | Adjunct - Non Ben | Other Faculty | PT | 0 | 100 | 0 | 100 | 1 | 0 | 0 | 0 | 1 | 0 | 0 | 0 | 6,350 | x | | | |
| College of Human Sciences and Humanities | Clinical, Health, and Applied Sciences | Amonette, Jenny | Adjunct - Non Ben | Other Faculty | PT | 0 | 100 | 0 | 100 | 1 | 0 | 0 | 0 | 1 | 0 | 0 | 0 | 4,800 | x | | | |
| College of Human Sciences and Humanities | Clinical, Health, and Applied Sciences | Fullmer, Paul | Adjunct - Non Ben | Other Faculty | PT | 0 | 100 | 0 | 100 | 1 | 0 | 0 | 0 | 0 | 0 | 0 | 0 | 2,400 | x | | | |
| College of Human Sciences and Humanities | Clinical, Health, and Applied Sciences | Mollhagen, Amber | Adjunct - Non Ben | Other Faculty | PT | 0 | 100 | 0 | 100 | 0 | 0 | 0 | 0 | 1 | 0 | 0 | 0 | 2,850 | x | | | |
| College of Human Sciences and Humanities | Clinical, Health, and Applied Sciences | Newark Jr., Daniel | Adjunct - Non Ben | Other Faculty | PT | 0 | 100 | 0 | 100 | 1 | 0 | 0 | 0 | 1 | 0 | 0 | 0 | 4,800 | x | | | |
| College of Human Sciences and Humanities | Clinical, Health, and Applied Sciences | Odom, Edward Albert | Adjunct - Non Ben | Other Faculty | PT | 0 | 100 | 0 | 100 | 2 | 0 | 0 | 0 | 1 | 0 | 0 | 0 | 17,000 | x | | | |
| College of Human Sciences and Humanities | Clinical, Health, and Applied Sciences | Parker, Jamie | Adjunct - Non Ben | Other Faculty | PT | 0 | 100 | 0 | 100 | 1 | 0 | 0 | 0 | 1 | 0 | 0 | 0 | 6 | | | | |

University of Houston-Clear Lake
Office of Institutional Effectiveness
UHS Board of Regents: Annual Faculty Workload Report AY 2019-2020

(Note: Report must be sorted by ft/pt followed by college, department/unit, and faculty name)

| College | Department/Unit | Name | Faculty Title | Faculty Rank | FT/PT | Research & Scholarship | Percent (%) Effort | | | | # Classes Taught Fall 2019 | | | | | | # Classes Taught Spring 2020 | | | | | | salary | grant | local | state |
|--|---|-------------------------|-------------------|---------------|-------|------------------------|------------------------|---------|-----------|----|----------------------------|-----|-----|----|----|-----|------------------------------|--------|-----|---|--|--|--------|-------|-------|-------|
| | | | | | | | Teaching & Instruction | Service | Total (%) | UG | GR | SP | | UG | GR | SP | | | | | | | | | | |
| | | | | | | | | | | | | ORG | NON | | | ORG | NON | ORG | NON | | | | | | | |
| College of Human Sciences and Humanities | Clinical, Health, and Applied Sciences* | Reddy, Deepa | Adjunct - Non Ben | Other Faculty | PT | 0 | 100 | 0 | 100 | 4 | 0 | 0 | 0 | 2 | 0 | 2 | 0 | 16,400 | | x | | | | | | |
| College of Human Sciences and Humanities | Clinical, Health, and Applied Sciences* | Reynolds, Janet | Adjunct - Non Ben | Other Faculty | PT | 0 | 100 | 0 | 100 | 1 | 0 | 0 | 0 | 0 | 0 | 0 | 2,400 | | x | | | | | | | |
| College of Human Sciences and Humanities | Clinical, Health, and Applied Sciences* | Sensat, Rachel | Adjunct - Non Ben | Other Faculty | PT | 0 | 100 | 0 | 100 | 1 | 0 | 0 | 0 | 0 | 1 | 0 | 4,800 | | x | | | | | | | |
| College of Human Sciences and Humanities | Clinical, Health, and Applied Sciences* | Syers, Julie | Adjunct - Non Ben | Other Faculty | PT | 0 | 100 | 0 | 100 | 0 | 0 | 0 | 0 | 1 | 0 | 0 | 2,400 | | x | | | | | | | |
| College of Human Sciences and Humanities | Clinical, Health, and Applied Sciences* | Waggett, Cassandra | Adjunct - Non Ben | Other Faculty | PT | 0 | 100 | 0 | 100 | 0 | 0 | 0 | 0 | 2 | 0 | 0 | 4,800 | | x | | | | | | | |
| College of Human Sciences and Humanities | Clinical, Health, and Applied Sciences* | Weller, Cecil | Adjunct - Non Ben | Other Faculty | PT | 0 | 100 | 0 | 100 | 1 | 0 | 0 | 0 | 1 | 0 | 0 | 6,200 | | x | | | | | | | |
| College of Human Sciences and Humanities | Clinical, Health, and Applied Sciences* | Williams, Victoria | Adjunct - Non Ben | Other Faculty | PT | 0 | 100 | 0 | 100 | 2 | 0 | 0 | 0 | 2 | 0 | 0 | 9,600 | | x | | | | | | | |
| College of Human Sciences and Humanities | Clinical, Health, and Applied Sciences* | Williamson, Cara | Adjunct - Non Ben | Other Faculty | PT | 0 | 100 | 0 | 100 | 1 | 0 | 0 | 0 | 2 | 0 | 0 | 10,850 | | x | | | | | | | |
| College of Human Sciences and Humanities | Clinical, Health, and Applied Sciences* | Wimberly, Barbara | Adjunct - Non Ben | Other Faculty | PT | 0 | 100 | 0 | 100 | 1 | 0 | 0 | 0 | 0 | 0 | 0 | 2,400 | | x | | | | | | | |
| College of Human Sciences and Humanities | Clinical, Health, and Applied Sciences* | Wofford, Kyle | Adjunct - Non Ben | Other Faculty | PT | 0 | 100 | 0 | 100 | 1 | 0 | 0 | 0 | 0 | 0 | 0 | 2,700 | | x | | | | | | | |
| College of Human Sciences and Humanities | Communication and Studio Arts | Akingbade, Babatunde | Adjunct - Non Ben | Other Faculty | PT | 0 | 100 | 0 | 100 | 2 | 0 | 0 | 0 | 2 | 0 | 0 | 9,600 | | x | | | | | | | |
| College of Human Sciences and Humanities | Communication and Studio Arts | Basso McCauley, Susan | Adjunct - Non Ben | Other Faculty | PT | 0 | 100 | 0 | 100 | 2 | 0 | 0 | 0 | 2 | 0 | 0 | 12,000 | | x | | | | | | | |
| College of Human Sciences and Humanities | Communication and Studio Arts | Beck, Michael | Adjunct - Non Ben | Other Faculty | PT | 0 | 100 | 0 | 100 | 2 | 0 | 0 | 0 | 3 | 0 | 0 | 12,000 | | x | | | | | | | |
| College of Human Sciences and Humanities | Communication and Studio Arts | Bethany, Janice | Visiting Lecturer | Other Faculty | PT | 0 | 75 | 25 | 100 | 2 | 0 | 0 | 0 | 5 | 0 | 0 | 54,000 | | x | | | | | | | |
| College of Human Sciences and Humanities | Communication and Studio Arts | Brittain, Kara | Adjunct - Non Ben | Other Faculty | PT | 0 | 100 | 0 | 100 | 0 | 0 | 0 | 0 | 1 | 0 | 0 | 3,250 | | x | | | | | | | |
| College of Human Sciences and Humanities | Communication and Studio Arts | Clayton, Jeffrey | Adjunct - Non Ben | Other Faculty | PT | 0 | 100 | 0 | 100 | 1 | 0 | 0 | 0 | 1 | 0 | 0 | 6,200 | | x | | | | | | | |
| College of Human Sciences and Humanities | Communication and Studio Arts | Cunningham, Kenneth | Adjunct - Non Ben | Other Faculty | PT | 0 | 100 | 0 | 100 | 1 | 0 | 0 | 0 | 1 | 0 | 0 | 4,800 | | x | | | | | | | |
| College of Human Sciences and Humanities | Communication and Studio Arts | Duron-Larson, Angela | Adjunct - Non Ben | Other Faculty | PT | 0 | 100 | 0 | 100 | 2 | 0 | 0 | 0 | 2 | 0 | 0 | 12,400 | | x | | | | | | | |
| College of Human Sciences and Humanities | Communication and Studio Arts | Faxel, Brenda | Adjunct - Non Ben | Other Faculty | PT | 0 | 100 | 0 | 100 | 2 | 0 | 0 | 0 | 1 | 0 | 0 | 7,200 | | x | | | | | | | |
| College of Human Sciences and Humanities | Communication and Studio Arts | Frase, Lisa | Adjunct - Non Ben | Other Faculty | PT | 0 | 100 | 0 | 100 | 1 | 0 | 0 | 0 | 2 | 0 | 0 | 7,200 | | x | | | | | | | |
| College of Human Sciences and Humanities | Communication and Studio Arts | Hammitt, Elizabeth | Adjunct - Non Ben | Other Faculty | PT | 0 | 100 | 0 | 100 | 0 | 0 | 0 | 0 | 0 | 0 | 0 | 4,800 | | x | | | | | | | |
| College of Human Sciences and Humanities | Communication and Studio Arts | Hensley, Rachel | Adjunct - Non Ben | Other Faculty | PT | 0 | 100 | 0 | 100 | 3 | 0 | 0 | 0 | 3 | 0 | 0 | 9,600 | | x | | | | | | | |
| College of Human Sciences and Humanities | Communication and Studio Arts | Johnson, Leslie | Adjunct - Non Ben | Other Faculty | PT | 0 | 100 | 0 | 100 | 2 | 0 | 0 | 0 | 2 | 0 | 0 | 11,600 | | x | | | | | | | |
| College of Human Sciences and Humanities | Communication and Studio Arts | King, Donna | Adjunct - Non Ben | Other Faculty | PT | 0 | 100 | 0 | 100 | 1 | 0 | 0 | 0 | 0 | 0 | 0 | 2,400 | | x | | | | | | | |
| College of Human Sciences and Humanities | Communication and Studio Arts | Kortus, Lee | Adjunct - Non Ben | Other Faculty | PT | 0 | 100 | 0 | 100 | 0 | 0 | 0 | 0 | 2 | 0 | 0 | 4,800 | | x | | | | | | | |
| College of Human Sciences and Humanities | Communication and Studio Arts | Moya, David | Adjunct - Non Ben | Other Faculty | PT | 0 | 100 | 0 | 100 | 2 | 0 | 0 | 0 | 3 | 0 | 0 | 13,000 | | x | | | | | | | |
| College of Human Sciences and Humanities | Communication and Studio Arts | Nell, Donna | Adjunct - Non Ben | Other Faculty | PT | 0 | 100 | 0 | 100 | 1 | 0 | 0 | 0 | 1 | 0 | 0 | 4,800 | | x | | | | | | | |
| College of Human Sciences and Humanities | Communication and Studio Arts | Paben, Marjorie | Adjunct - Non Ben | Other Faculty | PT | 0 | 100 | 0 | 100 | 1 | 0 | 0 | 0 | 4 | 0 | 0 | 12,200 | | x | | | | | | | |
| College of Human Sciences and Humanities | Communication and Studio Arts | Pauley, Donna | Adjunct - Non Ben | Other Faculty | PT | 0 | 100 | 0 | 100 | 1 | 0 | 0 | 0 | 1 | 0 | 0 | 5,300 | | x | | | | | | | |
| College of Human Sciences and Humanities | Communication and Studio Arts | Polanco, Raquel | Adjunct - Non Ben | Other Faculty | PT | 0 | 100 | 0 | 100 | 1 | 0 | 0 | 0 | 1 | 0 | 0 | 5,700 | | x | | | | | | | |
| College of Human Sciences and Humanities | Communication and Studio Arts | Russell, Adrian | Adjunct - Non Ben | Other Faculty | PT | 0 | 100 | 0 | 100 | 0 | 0 | 0 | 0 | 1 | 0 | 0 | 2,400 | | x | | | | | | | |
| College of Human Sciences and Humanities | Communication and Studio Arts | Sasser, Amy | Adjunct - Non Ben | Other Faculty | PT | 0 | 100 | 0 | 100 | 2 | 0 | 0 | 0 | 3 | 0 | 0 | 12,000 | | x | | | | | | | |
| College of Human Sciences and Humanities | Communication and Studio Arts | Snyder, John | Adjunct - Non Ben | Other Faculty | PT | 0 | 100 | 0 | 100 | 2 | 0 | 0 | 0 | 2 | 0 | 0 | 16,000 | | x | | | | | | | |
| College of Human Sciences and Humanities | Communication and Studio Arts | Suchon, Donnetta | Adjunct - Non Ben | Other Faculty | PT | 0 | 100 | 0 | 100 | 1 | 0 | 0 | 0 | 1 | 0 | 0 | 6,800 | | x | | | | | | | |
| College of Human Sciences and Humanities | Communication and Studio Arts | Vosters, Megan | Adjunct - Non Ben | Other Faculty | PT | 0 | 100 | 0 | 100 | 0 | 0 | 0 | 0 | 1 | 0 | 0 | 2,850 | | x | | | | | | | |
| College of Human Sciences and Humanities | Liberal Arts | Andrade, Tracy | Adjunct - Non Ben | Other Faculty | PT | 0 | 100 | 0 | 100 | 1 | 0 | 0 | 0 | 1 | 0 | 0 | 4,800 | | x | | | | | | | |
| College of Human Sciences and Humanities | Liberal Arts | Bible, Danielle | Adjunct - Non Ben | Other Faculty | PT | 0 | 100 | 0 | 100 | 2 | 0 | 0 | 0 | 1 | 0 | 0 | 7,200 | | x | | | | | | | |
| College of Human Sciences and Humanities | Liberal Arts | Kelleher, Philip | Adjunct - Non Ben | Other Faculty | PT | 0 | 100 | 0 | 100 | 0 | 0 | 0 | 0 | 3 | 0 | 0 | 4,800 | | x | | | | | | | |
| College of Human Sciences and Humanities | Liberal Arts | Lam, Thi | Adjunct - Non Ben | Other Faculty | PT | 0 | 100 | 0 | 100 | 0 | 0 | 0 | 0 | 1 | 0 | 0 | 4,000 | | x | | | | | | | |
| College of Human Sciences and Humanities | Liberal Arts | Ramos, Joshua | Adjunct - Non Ben | Other Faculty | PT | 0 | 100 | 0 | 100 | 0 | 0 | 0 | 0 | 2 | 0 | 0 | 5,700 | | x | | | | | | | |
| College of Human Sciences and Humanities | Liberal Arts | Stromberg, Joseph | Adjunct - Non Ben | Other Faculty | PT | 0 | 100 | 0 | 100 | 1 | 0 | 0 | 0 | 1 | 0 | 0 | 5,700 | | x | | | | | | | |
| College of Human Sciences and Humanities | Liberal Arts | Stubbs, Quentin | Adjunct - Non Ben | Other Faculty | PT | 0 | 100 | 0 | 100 | 1 | 0 | 0 | 0 | 0 | 0 | 0 | 2,850 | | x | | | | | | | |
| College of Human Sciences and Humanities | Liberal Arts | Wilson, Ezell | Adjunct - Non Ben | Other Faculty | PT | 0 | 100 | 0 | 100 | 0 | 0 | 0 | 0 | 1 | 0 | 0 | 2,400 | | x | | | | | | | |
| College of Human Sciences and Humanities | Psychology | Crocker, Charles | Adjunct - Non Ben | Other Faculty | PT | 0 | 100 | 0 | 100 | 1 | 0 | 0 | 0 | 1 | 0 | 0 | 6,000 | | x | | | | | | | |
| College of Human Sciences and Humanities | Psychology | Goyarzu, Pilar | Adjunct - Non Ben | Other Faculty | PT | 0 | 100 | 0 | 100 | 5 | 0 | 0 | 0 | 4 | 0 | 0 | 14,600 | | x | | | | | | | |
| College of Human Sciences and Humanities | Psychology | Gregory, Meagan | Adjunct - Non Ben | Other Faculty | PT | 0 | 100 | 0 | 100 | 2 | 0 | 0 | 0 | 1 | 0 | 0 | 8,850 | | x | | | | | | | |
| College of Human Sciences and Humanities | Psychology | McLain, Steven | Adjunct - Non Ben | Other Faculty | PT | 0 | 100 | 0 | 100 | 2 | 0 | 0 | 0 | 2 | 0 | 0 | 13,600 | | x | | | | | | | |
| College of Human Sciences and Humanities | Psychology | Travis, Steven | Adjunct - Non Ben | Other Faculty | PT | 0 | 100 | 0 | 100 | 3 | 0 | 0 | 0 | 3 | 0 | 0 | 13,600 | | x | | | | | | | |
| College of Human Sciences and Humanities | Social and Cultural Sciences | Clarke, Natasha | Adjunct - Non Ben | Other Faculty | PT | 0 | 100 | 0 | 100 | 1 | 0 | 0 | 0 | 1 | 0 | 0 | 4,800 | | x | | | | | | | |
| College of Human Sciences and Humanities | Social and Cultural Sciences | Darragh, Henry | Adjunct - Non Ben | Other Faculty | PT | 0 | 100 | 0 | 100 | 2 | 0 | 0 | 0 | 2 | 0 | 0 | 11,400 | | x | | | | | | | |
| College of Human Sciences and Humanities | Social and Cultural Sciences | Darguiba, Soma | Adjunct - Non Ben | Other Faculty | PT | 0 | 100 | 0 | 100 | 0 | 0 | 0 | 0 | 1 | 0 | 0 | 4,800 | | x | | | | | | | |
| College of Human Sciences and Humanities | Social and Cultural Sciences | Emmons, Duane | Adjunct - Non Ben | Other Faculty | PT | 0 | 100 | 0 | 100 | 1 | 0 | 0 | 0 | 1 | 0 | 0 | 4,800 | | x | | | | | | | |
| College of Human Sciences and Humanities | Social and Cultural Sciences | Etoria, Brianna | Adjunct - Non Ben | Other Faculty | PT | 0 | 100 | 0 | 100 | 2 | 0 | 0 | 0 | 2 | 0 | 0 | 4,800 | | x | | | | | | | |
| College of Human Sciences and Humanities | Social and Cultural Sciences | Ewer, Audrey | Adjunct - Non Ben | Other Faculty | PT | 0 | 100 | 0 | 100 | 2 | 0 | 0 | 0 | 1 | 0 | 0 | 8,550 | | x | | | | | | | |
| College of Human Sciences and Humanities | Social and Cultural Sciences | Harvey, Rhonda | Adjunct - Non Ben | Other Faculty | PT | 0 | 100 | 0 | 100 | 1 | 0 | 0 | 0 | 1 | 0 | 0 | 4,800 | | x | | | | | | | |
| College of Human Sciences and Humanities | Social and Cultural Sciences | Kilgore, William | Adjunct - Non Ben | Other Faculty | PT | 0 | 100 | 0 | 100 | 2 | 0 | 0 | 0 | 3 | 0 | 0 | 11,200 | | x | | | | | | | |
| College of Human Sciences and Humanities | Social and Cultural Sciences | Kitcart, Tiffany | Adjunct - Non Ben | Other Faculty | PT | 0 | 100 | 0 | 100 | 2 | 0 | 0 | 0 | 2 | 0 | 0 | 5,700 | | x | | | | | | | |
| College of Human Sciences and Humanities | Social and Cultural Sciences | McCoy, Victoria | Adjunct - Non Ben | Other Faculty | PT | 0 | 100 | 0 | 100 | 2 | 0 | 0 | 0 | 2 | 0 | 0 | 5,700 | | x | | | | | | | |
| College of Human Sciences and Humanities | Social and Cultural Sciences | Melchor, Pedro | Adjunct - Non Ben | Other Faculty | PT | 0 | 100 | 0 | 100 | 3 | 0 | 0 | 0 | 0 | 0 | 0 | 4,800 | | x | | | | | | | |
| College of Human Sciences and Humanities | Social and Cultural Sciences | Middleton, Jessica | Adjunct - Non Ben | Other Faculty | PT | 0 | 100 | 0 | 100 | 2 | 0 | 0 | 0 | 2 | 0 | 0 | 10,000 | | x | | | | | | | |
| College of Human Sciences and Humanities | Social and Cultural Sciences | Moore, Scotty | Adjunct - Non Ben | Other Faculty | PT | 0 | 100 | 0 | 100 | 0 | 0 | 0 | 0 | 1 | 0 | 0 | 2,400 | | x | | | | | | | |
| College of Human Sciences and Humanities | Social and Cultural Sciences | Mougouris, Tina | Adjunct - Non Ben | Other Faculty | PT | 0 | 100 | 0 | 100 | 2 | 0 | 0 | 0 | 1 | 0 | 0 | 11,250 | | x | | | | | | | |
| College of Human Sciences and Humanities | Social and Cultural Sciences | Shope, Cynthia | Adjunct - Non Ben | Other Faculty | PT | 0 | 100 | 0 | 100 | 0 | 0 | 0 | 0 | 1 | 0 | 0 | 2,400 | | x | | | | | | | |
| College of Human Sciences and Humanities | Social and Cultural Sciences | Sisman, Ozlem | Adjunct - Non Ben | Other Faculty | PT | 0 | 100 | 0 | 100 | 0 | 0 | 0 | 0 | 1 | 0 | 0 | 4,000 | | x | | | | | | | |
| College of Human Sciences and Humanities | Social and Cultural Sciences | Tracy, Austin | Adjunct - Non Ben | Other Faculty | PT | 0 | 100 | 0 | 100 | 1 | 0 | 0 | 0 | 0 | 0 | 0 | 2,400 | | x | | | | | | | |
| College of Human Sciences and Humanities | Social and Cultural Sciences | Weinberg, Laura | Adjunct - Non Ben | Other Faculty | PT | 0 | 100 | 0 | 100 | 2 | 0 | 0 | 0 | 0 | 0 | 0 | 4,800 | | x | | | | | | | |
| College of Human Sciences and Humanities | Social and Cultural Sciences | Whittenberg, Traci | Adjunct - Non Ben | Other Faculty | PT | 0 | 100 | 0 | 100 | 1 | 0 | 0 | 0 | 1 | 0 | 0 | 7,400 | | x | | | | | | | |
| College of Science and Engineering | Biology and Biotechnology | Buckel, Scott | Adjunct - Non Ben | Other Faculty | PT | 0 | 100 | 0 | 100 | 1 | 0 | 0 | 0 | 1 | 0 | 0 | 9,870 | | x | | | | | | | |
| College of Science and Engineering | Biology and Biotechnology | Giblin, Leonard | Adjunct - Non Ben | Other Faculty | PT | 0 | 100 | 0 | 100 | 1 | 0 | 0 | 0 | 0 | 1 | 0 | 7,880 | | x | | | | | | | |
| College of Science and Engineering | Biology and Biotechnology | Hudspeth, Elissa | Adjunct - Non Ben | Other Faculty | PT | 0 | 100 | 0 | 100 | 1 | 0 | 0 | 0 | 0 | 0 | 0 | 2,880 | | x | | | | | | | |
| College of Science and Engineering | Biology and Biotechnology | Mays, Stanley | Adjunct - Non Ben | Other Faculty | PT | 0 | 100 | 0 | 100 | 0 | 0 | 0 | 0 | 1 | 0 | 0 | 2,880 | | x | | | | | | | |
| College of Science and Engineering | Biology and Biotechnology | Meyers, Paul | Adjunct/Retiree | Other Faculty | PT | 0 | 100 | 0 | 100 | 1 | 0 | 0 | 0 | 1 | 0 | 0 | 7,680 | | x | | | | | | | |
| College of Science and Engineering | Biology and Biotechnology | O'Brien, Catherine | Adjunct - Non Ben | Other Faculty | PT | 0 | 100 | 0 | 100 | 2 | 0 | 0 | 0 | 2 | 0 | 0 | 13,510 | | x | | | | | | | |
| College of Science and Engineering | Biology and Biotechnology | Plaza, Angel | Adjunct - Non Ben | Other Faculty | PT | 0 | 100 | 0 | 100 | 0 | 0 | 0 | 0 | 1 | 0 | 0 | 3,690 | | x | | | | | | | |
| College of Science and Engineering | Biology and Biotechnology | Powell, Steven | Adjunct - Non Ben | Other Faculty | PT | 0 | 100 | 0 | 100 | 2 | 0 | 0 | 0 | 2 | 0 | 0 | 11,620 | | x | | | | | | | |
| College of Science and Engineering | Biology and Biotechnology | Tafurth, Zoraya | Adjunct - Non Ben | Other Faculty | PT | 0 | 100 | 0 | 100 | 0 | 0 | 0 | 0 | 1 | 0 | 0 | 2,880 | | x | | | | | | | |
| College of Science and Engineering | Biology and Biotechnology | Vallejos Membreno, Jose | Adjunct - Non Ben | Other Faculty | PT | 0 | 100 | 0 | 100 | 0 | 0 | 0 | 0 | 0 | 1 | 0 | 3,240 | | x | | | | | | | |
| College of Science and Engineering | Engineering | Drew, Daniel | Adjunct - Non Ben | Other Faculty | PT | 0 | 100 | 0 | 100 | 2 | 0 | 0 | 0 | 3 | 0 | 0 | 14,650 | | x | | | | | | | |
| College of Science and Engineering | Environmental Science | Pitts, David | Adjunct - Non Ben | Other Faculty | PT | 0 | 100 | 0 | 100 | 1 | 0 | 0 | 0 | | | | | | | | | | | | | |

University of Houston-Clear Lake
Office of Institutional Effectiveness
UHS Board of Regents: Annual Faculty Workload Report AY 2019-2020

(Note: Report must be sorted by ft/pt followed by college, department/unit, and faculty name)

| College | Department/Unit | Name | Faculty Title | Faculty Rank | FT/PT | Percent (%) Effort | | | | # Classes Taught Fall 2019 | | | | | | # Classes Taught Spring 2020 | | | | | | salary | grant | local | state | | | |
|------------------------------------|---|---------------------|-------------------|---------------|-------|------------------------|------------------------|---------|-----------|----------------------------|-----|-----|-----|-----|-----|------------------------------|-----|-----|-----|-----|-----|--------|-------|-------|--------|--|---|---|
| | | | | | | Research & Scholarship | Teaching & Instruction | Service | Total (%) | UG | | GR | | SP | | UG | | GR | | SP | | | | | | | | |
| | | | | | | | | | | ORG | NON | ORG | NON | ORG | NON | ORG | NON | ORG | NON | ORG | NON | | | | | | | |
| College of Science and Engineering | Mathematics and Statistics | Smith, Jessica | Adjunct - Non Ben | Other Faculty | PT | 0 | 100 | 0 | 100 | 2 | 0 | 0 | 0 | | | | | 1 | 0 | 0 | 0 | | | | 8,640 | | | x |
| College of Science and Engineering | Mathematics and Statistics | Vourtsanis, Yiannis | Adjunct - Non Ben | Other Faculty | PT | 0 | 100 | 0 | 100 | 3 | 0 | 0 | 0 | | | | | 0 | 0 | 0 | 0 | | | | 11,975 | | | x |
| College of Science and Engineering | Physical and Applied Sciences | Aired, John | Adjunct - Non Ben | Other Faculty | PT | 0 | 100 | 0 | 100 | 1 | 0 | 0 | 0 | | | | | 1 | 0 | 0 | 0 | | | | 16,200 | | | x |
| College of Science and Engineering | Physical and Applied Sciences | Cassedy, Dennis | Adjunct - Non Ben | Other Faculty | PT | 0 | 100 | 0 | 100 | 0 | 0 | 3 | 0 | | | | | 0 | 0 | 0 | 0 | | | | 10,100 | | | x |
| College of Science and Engineering | Physical and Applied Sciences | Gandhi, Jateen | Adjunct - Non Ben | Other Faculty | PT | 0 | 100 | 0 | 100 | 0 | 0 | 0 | 0 | | | | | 3 | 0 | 0 | 0 | | | | 9,720 | | x | |
| College of Science and Engineering | Physical and Applied Sciences | Kelly, Wesley | Adjunct - Non Ben | Other Faculty | PT | 0 | 100 | 0 | 100 | 0 | 0 | 0 | 0 | | | | | 1 | 0 | 0 | 0 | | | | 2,880 | | x | |
| College of Science and Engineering | Physical and Applied Sciences | Khural, Monica | Adjunct - Non Ben | Other Faculty | PT | 0 | 100 | 0 | 100 | 0 | 0 | 0 | 0 | | | | | 3 | 0 | 0 | 0 | | | | 11,520 | | x | |
| College of Science and Engineering | Physical and Applied Sciences | Ma, Lihua | Adjunct - Non Ben | Other Faculty | PT | 0 | 100 | 0 | 100 | 2 | 0 | 0 | 0 | | | | | 0 | 0 | 0 | 0 | | | | 7,080 | | x | |
| College of Science and Engineering | Physical and Applied Sciences | Martin, Peter | Adjunct - Non Ben | Other Faculty | PT | 0 | 100 | 0 | 100 | 3 | 0 | 0 | 0 | | | | | 0 | 0 | 0 | 0 | | | | 6,480 | | | x |
| College of Science and Engineering | Physical and Applied Sciences | Reddell, Brandon | Adjunct - Non Ben | Other Faculty | PT | 0 | 100 | 0 | 100 | 1 | 0 | 0 | 0 | | | | | 0 | 0 | 0 | 0 | | | | 3,390 | | | x |
| College of Science and Engineering | Physical and Applied Sciences | Richards, Evan | Adjunct - Non Ben | Other Faculty | PT | 0 | 100 | 0 | 100 | 2 | 0 | 0 | 0 | | | | | 1 | 0 | 0 | 0 | | | | 9,870 | | | x |
| College of Science and Engineering | Physical and Applied Sciences | Smits, Jacqueline | Adjunct - Non Ben | Other Faculty | PT | 0 | 100 | 0 | 100 | 3 | 0 | 0 | 0 | | | | | 0 | 0 | 0 | 0 | | | | 9,720 | | | x |
| College of Science and Engineering | Physical and Applied Sciences | Starr, Cotton | Adjunct - Non Ben | Other Faculty | PT | 0 | 100 | 0 | 100 | 4 | 0 | 0 | 0 | | | | | 2 | 0 | 0 | 0 | | | | 17,430 | | | x |
| College of Science and Engineering | Physical and Applied Sciences | Van Baalen, Mary | Adjunct - Non Ben | Other Faculty | PT | 0 | 100 | 0 | 100 | 0 | 0 | 0 | 0 | | | | | 1 | 0 | 0 | 0 | | | | 13,360 | | | x |
| College of Science and Engineering | Physical and Applied Sciences | Young, William | Adjunct - Non Ben | Other Faculty | PT | 0 | 100 | 0 | 100 | 0 | 0 | 0 | 0 | | | | | 1 | 0 | 0 | 0 | | | | 3,280 | | | x |
| College of Science and Engineering | Physical and Applied Sciences | Zolensky, Michael | Adjunct - Non Ben | Other Faculty | PT | 0 | 100 | 0 | 100 | 0 | 0 | 0 | 0 | | | | | 1 | 0 | 1 | 0 | | | | 3,240 | | | x |
| College of Business | Department of Healthcare Administration | Fontenot, Andrew | Adjunct - Non Ben | Other Faculty | PT | 0 | 100 | 0 | 100 | 0 | 0 | 0 | 0 | | | | | 1 | 0 | 0 | 0 | | | | 6,000 | | | x |
| College of Business | Department of Healthcare Administration | Newman, Daniel | Adjunct - Non Ben | Other Faculty | PT | 0 | 100 | 0 | 100 | 0 | 0 | 0 | 0 | | | | | 0 | 0 | 1 | 0 | | | | 3,000 | | | x |

(7.0) Discontinuance of a Program Because of Financial Exigency See:
Faculty Handbook section 5.7 - Financial Exigency

6.1 WORKLOAD POLICY FOR FACULTY

FSEC.1997.001

Approved by University Council May 8, 1997

(1.0) Purpose and Scope

The purpose of this policy is to provide guidelines for the assignment of workload for full time non-tenure and tenure track faculty. A separate policy applies to part time faculty and is given in the faculty handbook.

(2.0) Policy Statement

The faculty and administration of the University of Houston-Clear Lake adhere to the following guidelines to ensure the delivery of the highest quality instructional program possible to students and to promote scholarship and professional service.

(3.0) Responsibility for Administration of Policy

The deans of the colleges, in collaboration with their respective associate deans, are responsible for implementing procedures to ensure adherence to the university workload policy for faculty. The deans are responsible to the senior vice president and provost who has overall responsibility for UHCL's workload policy, including academic assignments. The office of the Senior Vice President and Provost is responsible for preparing the faculty workload reports, based on the information provided by the colleges. Within their areas of responsibility, the deans certify that faculty have been assigned professional duties that are appropriate to the individual faculty member and which ensure effective management of the academic component.

(3.1) Faculty: Non-Tenure Track

Normal Workload. The normal teaching load for a full-time, non-tenure track faculty member is twelve (12) semester credit hours, but deans may make exceptions for good and sufficient reasons. Visiting faculty members should have the same classroom teaching load as tenure track faculty. Other responsibilities for non-tenure track faculty will be assigned by the dean as appropriate.

(3.2) Faculty: Tenure Track

Normal Workload. The normal teaching load for a full-time tenure-track faculty member is nine (9) semester credit hours per long semester. In addition to carrying the normal teaching load, faculty members are responsible for student advising and mentoring; college, university and system curriculum development; and maintaining an active involvement in research, scholarship, or creative activity. Faculty members are also responsible for service activities, such as academic program reviews; accreditation studies; shared governance; and faculty service to their profession and to the local community. Those activities beyond the normal nine hour teaching load shall be counted as the equivalent of three (3) semester credit hours.

(4.0) Course-Load Equivalencies

Definition. A course is equated to three semester credit hours.

(4.1) Laboratory teaching where the faculty member is present in the laboratory with or without an assistant. Two laboratory class hours are normally equated to one semester credit hour. Supervision of student teachers/teaching interns. Supervision of six student teachers is normally equated to one three semester credit hour course.

(4.2) Supervision of student interns. Supervision of six student interns is normally equated to one three semester credit hour course with the approval of the appropriate dean. Program requirements agreed upon by the program faculty and dean will determine the specific number of interns equivalent to one course.

(4.3) Independent Studies. Course-load equivalencies for faculty supervising Independent Studies will be handled by the individual colleges.

(4.4) Thesis direction. A faculty member will receive one course release for every 24 credit hours of thesis research completed. A faculty member cannot count one student for more than six (6) credit hours of thesis credit for purpose of this policy.

(4.5) Master's Projects. Course-load equivalencies for faculty chairing Master's Projects will be handled by the individual colleges.

(5.0) Flexible Teaching Assignments

Faculty may request, and deans may assign, with the approval of the faculty member involved, an additional course in one long-semester in return for a reduction of one course in a long semester to be decided in negotiation between the faculty member and the dean.

Tenured faculty members may request to teach an additional three hour class in order to be evaluated primarily in teaching. The weights (Research, Teaching, Service) would be negotiated with the appropriate dean's office. This agreement must be renewed each academic year. The faculty member is advised to consider the effect the choice of weights may have on promotion. The weighting structure (Research, Teaching, and Service) plays an important role in the granting of tenure. Untenured faculty should not be assigned duties outside this structure that diminish the likelihood of being granted tenure. Additionally, untenured faculty should not be given the option to teach more courses than required by the normal workload.

(6.0) Course Releases

(6.1) New tenure-track faculty.

Course releases for newly appointed, terminally-degreed, tenure-track faculty will be determined at the college level.

(6.2) University Funded Course Releases.

The dean may approve an internally funded reduction in a faculty member's teaching load to allow the faculty member additional time for special research, administrative assignments, professional service, or other legitimate activity of value to the university. These assignments will be reviewed by the provost. If the provost requests a dean to release a faculty member from a course for a special assignment, then the provost will be expected to reimburse the college at a negotiated rate. Faculty are still responsible for their non-instructional duties. However, in special cases some or all non- instructional duties may be reassigned with the approval of the dean of the college involved.

(6.3) Cost of Releases Not Funded by the University.

Normally, each course release must provide for funding at a rate of 1/8 of the faculty member's 9 month salary plus cost of benefits. The university may set a different funding rate for individual releases at the discretion of the appropriate dean. Faculty are still responsible for their non- instructional duties. However, in special cases some or all non-instructional duties may be reassigned with the approval of the dean of the college involved.

(6.4) Deans and Associate Deans

In consideration of their administrative duties, deans and associate deans normally teach one course per semester.

(6.5) Documentation

Course release approvals/disapprovals of both the appropriate dean and academic area administrator are required to be in writing. Annual reports on administrative and other course releases, approved by the provost's office, will be available in the provost's office.

6.2 FACULTY OFFICE HOURS

Approved 1984

Revised and approved 2011

(1.0) Purpose

This policy is to implement the UHCL requirement for faculty office hours.

(2.0) Definitions

(2.1) Office hours – this represents time set aside for interactions with students during the semester in which the faculty member teaches. They may include a variety of modalities for the convenience of students and faculty. Office hours begin the week before classes start.

(2.2) Faculty member – all faculty positions, tenured or tenure track, non-tenured and part-time.

(3.0) Policy

(3.1) Faculty members shall maintain office hours when students may contact them.

(3.2) Every class shall normally require two office hours, although the actual number of office hours will vary depending on the nature of the faculty member's assignment.

(3.2.1) At least one third of the total hours per week is to be face to face in faculty's assigned office, except part-time faculty who are teaching only on-line courses.

(3.2.2) Up to two-thirds of the total hours per week should reflect the faculty member's teaching assignment.

(4.0) The schedule of faculty office hours is to be posted in a visible place in the faculty suite and in all course syllabi.

6.3 INTERCOLLEGE TEACHING POLICY

From Faculty Handbook Approved June 1988

(1.0) Policy

A request for a faculty member in one college to teach a course in another college may be initiated by either the faculty member to his/her own Dean or by the Dean of the receiving college to the Dean of the faculty member's college. If the faculty member initiates the request, then that request is subject to the approval of the receiving Dean. If both the receiving and granting Deans approve the faculty member's assignment, then the receiving college shall provide the granting Dean with funds sufficient to obtain an adjunct faculty to teach one course that the faculty member would otherwise have taught in the granting college. In the event the Deans cannot agree on releasing the faculty member to the receiving college, the matter will be referred to the Provost. If the Provost

UNIVERSITY OF HOUSTON - DOWNTOWN FACULTY WORKLOAD REPORT SUMMARY
(ACADEMIC YEAR 2019-2020)

Faculty workload for each academic year is reported to the Board of Regents by the Senior Vice Chancellor for Academic Affairs as described in the Texas Education Code (Section 51.402) and UHS Board of Regents Policy 21.05.

Faculty workload reports are required to list the rank/type of faculty appointment held, full- or part-time status, effort distribution across the three possible components of faculty workload (i.e. teaching/instruction, research/scholarship and/or service activities), number and type of classes taught, academic year salary and salary source for each individual faculty member.

The faculty workload report is accompanied by a copy of the University of Houston-Downtown (UHD) Faculty Workload Policy (PS 10.A.04) that details institutional expectations and policies relating to faculty workload.

The following summary document provides aggregated information on how faculty workload is distributed across these three domains of faculty activities, including a breakdown of effort by faculty appointment type across individual academic colleges.

SECTION 1: TYPE OF FACULTY APPOINTMENTS HELD AT THE UNIVERSITY OF HOUSTON - DOWNTOWN
(ACADEMIC YEAR 2019-2020)

To meet the instructional needs and research missions of individual academic units at the **University of Houston-Downtown**, the institution employs a range of full-time and part-time faculty members who have different professional responsibilities within academic units and across the university as a whole.

All faculty members at the **University of Houston-Downtown** are classified as either **Tenured/Tenure-Track Faculty** or as **Non-Tenure Track Faculty**. Tenured and tenure-track faculty appointments are **ranked**, full-time faculty positions. Non-tenure-track faculty appointments are **non-ranked**, full-time or part-time positions.

Based on the type of faculty appointment held and the needs of their individual units, each faculty member is assigned different professional responsibilities within their academic units and across the university as a whole. However, all faculty members employed by the **University of Houston-Downtown** have professional responsibilities in at least one of the following areas: ***student teaching and/or instruction, generation of research and/or scholarship, and service to the institution, profession and/or community.***

Table 1 Faculty Appointments Held at the University of Houston Downtown (Academic Year 2019-2020)

| Faculty Appointment | Ranked/Non-ranked | Faculty Title/Rank | Full/Part-time Status | Head Count | General Professional Responsibilities |
|---------------------|-------------------|------------------------------|-----------------------|------------|--|
| Tenured | Ranked | Professor | Full-Time | 64 | Research and/Scholarship, Student Teaching/Instruction and Service |
| Tenured | Ranked | Associate Professor | | 115 | |
| Tenure-Track | Ranked | Assistant Professor | | 76 | |
| Non-Tenure-Track | Non-ranked | Lecturer, Visiting Professor | Full-Time | 105 | Student Teaching/Instruction and Service |
| Non-Tenure-Track | Non-ranked | Various Adjunct Titles | Part-Time | 411 | Student Teaching/Instruction and Service |

SECTION 2: FACULTY WORKLOAD RESPONSIBILITIES BASED ON TYPE OF FACULTY APPOINTMENT HELD

A) GENERAL WORKLOAD EXPECTATIONS FOR FACULTY MEMBERS

In the case of full-time, ranked **Tenured and Tenure-Track (T/TT)** faculty members, the distribution of effort across the academic year is normally **50% effort in the teaching/instructional domain, 25% effort in the research/scholarship domain and 25% effort in the service domain.**

In the case of full-time, non-ranked **Non-Tenure Track (NTT)** faculty members, the distribution of effort across the academic year is normally **either: 100% effort in the teaching/instructional domain, or 80% effort in the teaching/instructional domain and 20% effort in the service domain.**

In the case of all part-time, non-ranked **Non-Tenure Track (NTT)** faculty members, the normal distribution of effort across the academic year is **100% effort in the teaching/instructional domain.** However, in rare instances part-time faculty may contribute effort in the service domain (e.g. faculty members in transition to retirement through *voluntary modification of employment -VMOE*).

SECTION 3: ANALYSIS OF FACULTY WORKLOAD BY WORK LOAD DOMAIN AND COLLEGE (ACADEMIC YEAR 2018-2019)

The **University of Houston-Downtown** has a total of five (5) Colleges of various sizes that have different academic and research missions demonstrated by the type of classes offered by the college (i.e. undergraduate and graduate classes), the number of undergraduate and/or graduate students enrolled in the college, the number of academic departments and programs housed in the college, and the type of research and scholarship being conducted within the college. As such, all of these factors reflect the number and type of faculty members employed within each college required to meet its academic and research needs.

A) FACULTY WORKLOAD EFFORT BY FACULTY APPOINTMENT ACROSS COLLEGES

Each type of faculty appointment and position has different expectations as to the percent (%) level of effort should be expended in each of the three faculty workload domains. These expectations are set at the departmental level but should reflect the professional responsibilities of the faculty appointment/ title held. For example, during the academic year all ranked T/TT faculty are expected to have an active research and scholarship agenda, be involved in student teaching and instruction, as well providing service to the university, their profession and the community.

Tables 2 & 3 provide the average percent (%) effort reported within each faculty workload domain (i.e. research/scholarship, teaching and instruction, and service) for full-time faculty appointments held in each college. Data also includes the average 9-month academic base salary paid for each appointment type listed. It is important to note that faculty salaries vary significantly based on academic discipline and faculty rank even within colleges. For individual level faculty salary data please refer to the complete UHD Faculty Workload Report (AY 2019-2020).

Table 2 Average Faculty Effort Distribution for T/TT Faculty Members By College (AY 2019-2020)

| College | Number of T/TT faculty | Average T/TT Faculty Workload (%) Effort Reported | | | Average 9-month T/TT Faculty Salary |
|--------------------------------|------------------------|---|----------------------|---------|-------------------------------------|
| | | Research/Scholarship | Teaching/Instruction | Service | |
| Business | 63 | 29% | 42% | 29% | \$120,667.88 |
| Humanities and Social Sciences | 91 | 27% | 40% | 34% | \$72,405.66 |
| Public Service | 43 | 29% | 39% | 33% | \$75,914.45 |
| Sciences and Technology | 57 | 24% | 45% | 31% | \$81,398.74 |

Table 3 Average Faculty Effort Distribution for Non-Ranked NTT Faculty Members By College (AY 2019-2020)

| College | Number of Non-Ranked NTT faculty | Average Non-Ranked NTT Faculty Workload (%) Effort Reported | | | Average 9-month Non-Ranked NTT Faculty Salary |
|--------------------------------|----------------------------------|---|----------------------|---------|---|
| | | Research/Scholarship | Teaching/Instruction | Service | |
| Business | 123 | 1% | 97% | 2% | \$23,516.00 |
| Humanities and Social Sciences | 154 | 0% | 99% | 1% | \$19,783.95 |
| Public Service | 119 | 0% | 99% | 0.7% | \$11,937.46 |
| Sciences and Technology | 110 | 0.4% | 98% | 1% | \$22,910.93 |
| University College | 8 | 0% | 91% | 9% | \$30,203.79 |

SECTION 4: KEY FINDINGS

Analysis of data contained in the **2019-2020 UHD Faculty Workload Report** concerning average (%) workload effort distribution across all four (4) colleges for the two major types of faculty appointments at UH Downtown provides the following key findings:

- Full-time, tenured/tenure-track (T/TT) faculty expend **41%** of their effort in teaching and instructional activities, **27%** of their effort in research and scholarship activities and **32%** in service activities.
- Non-ranked, non-tenure track (NTT) faculty expend **97%** of their effort in teaching and instructional activities, **0%** of their effort in research and scholarship activities and **3%** in service activities.

| FY20 UNIVERSITY OF HOUSTON-DOWNTOWN FACULTY WORKLOAD REPORT | | | | | Percentage (%) Effort | | | | # Classes taught Fall 2019 | | | | # Classes taught Spring 2020 | | | | Salary | Funding Source |
|---|-------------------------------------|---------------------------|------------------------------|-------|------------------------|------------------------|---------|------------------|----------------------------|-----|-----|-----|------------------------------|-----|-----|-----|------------|----------------|
| College | Dept | Rank | Name | FT PT | Research & Scholarship | Teaching & Instruction | Service | Total (%) Effort | UG | | GR | | UG | | GR | | | |
| | | | | | | | | | ORD | NON | ORG | NON | ORG | NON | ORG | NON | | |
| Marilyn Davies College of Business | Accounting & International Business | Adjunct Faculty | Amezcuaj,Jesus Juan | PT | 0 | 100 | 0 | 100 | 2 | | | | 1 | | | | 9,600.00 | Designated |
| Marilyn Davies College of Business | Accounting & International Business | Adjunct Faculty | Grau,Marina | PT | 0 | 100 | 0 | 100 | | | 1 | | | | 1 | | 8,075.00 | Designated |
| Marilyn Davies College of Business | Accounting & International Business | Adjunct Faculty | Harden Jr,Ernest James | PT | 0 | 100 | 0 | 100 | 3 | | | | 1 | | | | 12,000.00 | Designated |
| Marilyn Davies College of Business | Accounting & International Business | Adjunct Faculty | Hill,Clifton M | PT | 0 | 100 | 0 | 100 | 1 | | | | | | | | 3,000.00 | Designated |
| Marilyn Davies College of Business | Accounting & International Business | Adjunct Faculty | Jaganath,Christa Devi | PT | 0 | 100 | 0 | 100 | | | | | 1 | | | | 3,000.00 | Designated |
| Marilyn Davies College of Business | Accounting & International Business | Adjunct Faculty | Lewis,Charles L | PT | 0 | 100 | 0 | 100 | 2 | | | | 2 | | | | 12,000.00 | Designated |
| Marilyn Davies College of Business | Accounting & International Business | Adjunct Faculty | McNally,Rose | PT | 0 | 100 | 0 | 100 | 2 | | | | | | | | 6,000.00 | Designated |
| Marilyn Davies College of Business | Accounting & International Business | Adjunct Faculty | Meegan,Cathryn Michelle | PT | 0 | 100 | 0 | 100 | | | 1 | | | | 1 | | 8,000.00 | Designated |
| Marilyn Davies College of Business | Accounting & International Business | Adjunct Faculty | Mohan,A.S. Ram | PT | 0 | 100 | 0 | 100 | 2 | | | | | | | | 6,000.00 | Designated |
| Marilyn Davies College of Business | Accounting & International Business | Adjunct Faculty | Odom,Christopher | PT | 0 | 100 | 0 | 100 | 2 | | | | 1 | | | | 9,000.00 | Designated |
| Marilyn Davies College of Business | Accounting & International Business | Adjunct Faculty | Saad Mohammadi,Kasra | PT | 0 | 100 | 0 | 100 | | | | | 2 | | | | 6,400.00 | Designated |
| Marilyn Davies College of Business | Accounting & International Business | Adjunct Faculty | Shuman,Ronit | PT | 0 | 100 | 0 | 100 | | | | | 1 | | | | 3,000.00 | Designated |
| Marilyn Davies College of Business | Accounting & International Business | Assistant Professor | Shroff,Arpita | FT | 32 | 43 | 25 | 100 | 2 | | 2 | | 2 | | | 2 | 137,041.20 | State |
| Marilyn Davies College of Business | Accounting & International Business | Assistant Professor | Yancy,Alicia Ann | FT | 32 | 43 | 25 | 100 | 2 | | | | 4 | | | | 125,835.60 | State |
| Marilyn Davies College of Business | Accounting & International Business | Assistant Professor | Lloyd,Cynthia Beatrice | FT | 32 | 43 | 25 | 100 | 3 | | | | 3 | | | | 139,664.40 | State |
| Marilyn Davies College of Business | Accounting & International Business | Assistant Professor | Zhang,Zhenyu | FT | 25 | 50 | 25 | 100 | 3 | | | | 4 | | | | 122,215.80 | State |
| Marilyn Davies College of Business | Accounting & International Business | Assistant Professor | Zhang,Lanyi | FT | 32 | 43 | 25 | 100 | 3 | | | | 3 | | | | 129,999.96 | State |
| Marilyn Davies College of Business | Accounting & International Business | Assistant Professor | Yu,Zhimin | FT | 32 | 43 | 25 | 100 | 1 | | 2 | | | | 2 | | 127,986.21 | State |
| Marilyn Davies College of Business | Accounting & International Business | Associate Professor/Chair | Liu,Zishang Cathy | FT | 25 | 21 | 54 | 100 | 1 | 2 | | | 2 | | 5 | | 197,743.08 | State |
| Marilyn Davies College of Business | Accounting & International Business | Associate Professor | Pence,Diana K | FT | 25 | 50 | 25 | 100 | 4 | | | | 3 | | | | 120,694.20 | State |
| Marilyn Davies College of Business | Accounting & International Business | Associate Professor | Venugopalan,Raghunathan | FT | 32 | 43 | 25 | 100 | 9 | | 1 | | 1 | | | 2 | 150,000.00 | State |
| Marilyn Davies College of Business | Accounting & International Business | Lecturer | Miller,Stephen M | FT | 0 | 90 | 10 | 100 | 5 | | | | 2 | | | 2 | 76,152.96 | Designated |
| Marilyn Davies College of Business | Accounting & International Business | Lecturer | Richards,Dorothy L. | FT | 0 | 100 | 0 | 100 | 5 | | | | 2 | | | | 50,398.56 | State |
| Marilyn Davies College of Business | Accounting & International Business | Lecturer | Holmes,Don Abbott | FT | 0 | 100 | 0 | 100 | 6 | 1 | | | 6 | | | | 56,208.51 | State |
| Marilyn Davies College of Business | Accounting & International Business | Lecturer | Jackson,Thomas A. | FT | 0 | 100 | 0 | 100 | 6 | | | | 6 | | | | 64,830.24 | State |
| Marilyn Davies College of Business | Accounting & International Business | Professor | Serrett,Randy | FT | 25 | 50 | 25 | 100 | 9 | | | | 3 | | | | 121,776.48 | State |
| Marilyn Davies College of Business | Accounting & International Business | Professor | Wadhwa,Darshan | FT | 32 | 43 | 25 | 100 | 3 | | | | 3 | | | | 121,342.44 | State |
| Marilyn Davies College of Business | Accounting & International Business | Professor | Williams,Marvin J | FT | 32 | 43 | 25 | 100 | 1 | | 2 | | 3 | | | | 126,282.48 | State |
| Marilyn Davies College of Business | Accounting & International Business | Visiting Faculty | George,Jessie | FT | 0 | 100 | 0 | 100 | 1 | | 2 | | 4 | | | | 112,998.96 | State |
| College of Humanities & Social Sciences | Arts & Communication | Adjunct Faculty | Ahern,Philip F | PT | 0 | 100 | 0 | 100 | 2 | | | | 1 | | | | 9,000.00 | Designated |
| College of Humanities & Social Sciences | Arts & Communication | Adjunct Faculty | Basave,Dafne | PT | 0 | 100 | 0 | 100 | 4 | | | | 4 | | | | 12,800.00 | Designated |
| College of Humanities & Social Sciences | Arts & Communication | Adjunct Faculty | Blanchard,Walter Louis | PT | 0 | 100 | 0 | 100 | 3 | | | | 2 | | | | 18,000.00 | Designated |
| College of Humanities & Social Sciences | Arts & Communication | Adjunct Faculty | Bourgeois,Tiffany Emma | PT | 0 | 100 | 0 | 100 | | | | | | | 1 | | 4,800.00 | Designated |
| College of Humanities & Social Sciences | Arts & Communication | Adjunct Faculty | Chaney,Marybelle | PT | 0 | 100 | 0 | 100 | 1 | | | | 2 | | | | 9,000.00 | Designated |
| College of Humanities & Social Sciences | Arts & Communication | Adjunct Faculty | Cunningham,Lily Ann | PT | 0 | 100 | 0 | 100 | 3 | | | | 3 | | | | 6,400.00 | Designated |
| College of Humanities & Social Sciences | Arts & Communication | Adjunct Faculty | Davis,John Christopher | PT | 0 | 100 | 0 | 100 | 2 | | | | | | | | 4,266.65 | Designated |
| College of Humanities & Social Sciences | Arts & Communication | Adjunct Faculty | Engerrand,Anne Walts | PT | 0 | 100 | 0 | 100 | | | | | 1 | | | | 3,000.00 | Designated |
| College of Humanities & Social Sciences | Arts & Communication | Adjunct Faculty | Hainley,Lauren A | PT | 0 | 100 | 0 | 100 | 8 | | | | | | | | 6,000.00 | Designated |
| College of Humanities & Social Sciences | Arts & Communication | Adjunct Faculty | Hargrove,Arquilla Winnie | PT | 0 | 100 | 0 | 100 | 3 | | | | 2 | | | | 15,600.00 | Designated |
| College of Humanities & Social Sciences | Arts & Communication | Adjunct Faculty | Hernandez,Patricia | PT | 0 | 100 | 0 | 100 | 2 | | | | 3 | | | | 17,066.68 | Designated |
| College of Humanities & Social Sciences | Arts & Communication | Adjunct Faculty | Keown,Emily L | PT | 0 | 100 | 0 | 100 | 3 | | | | 2 | | | | 22,400.00 | Designated |
| College of Humanities & Social Sciences | Arts & Communication | Adjunct Faculty | Kress,Lisa M | PT | 0 | 100 | 0 | 100 | 3 | | | | 1 | | | | 19,200.00 | Designated |
| College of Humanities & Social Sciences | Arts & Communication | Adjunct Faculty | Kubala,Jessica T | PT | 0 | 100 | 0 | 100 | 3 | | | | 3 | | | | 18,000.00 | Designated |
| College of Humanities & Social Sciences | Arts & Communication | Adjunct Faculty | Lee II,El Franco | PT | 0 | 100 | 0 | 100 | 8 | 1 | | | 5 | | | | 18,386.67 | Designated |
| College of Humanities & Social Sciences | Arts & Communication | Adjunct Faculty | Osterberg,Susan | PT | 0 | 100 | 0 | 100 | 2 | | | | 2 | | | | 12,800.00 | Designated |
| College of Humanities & Social Sciences | Arts & Communication | Adjunct Faculty | Pittman,Willioneita | PT | 0 | 100 | 0 | 100 | 3 | | | | 1 | | | | 9,000.00 | Designated |
| College of Humanities & Social Sciences | Arts & Communication | Adjunct Faculty | Rankin,Mason | PT | 0 | 100 | 0 | 100 | 3 | | | | 3 | | | | 28,800.00 | Designated |
| College of Humanities & Social Sciences | Arts & Communication | Adjunct Faculty | Tunuguntla,Rama Murthy | PT | 0 | 100 | 0 | 100 | 2 | | | | 2 | | | | 12,800.00 | Designated |
| College of Humanities & Social Sciences | Arts & Communication | Adjunct Faculty | Vogel,Pamela Marie | PT | 0 | 100 | 0 | 100 | 2 | | | | 2 | | | | 12,800.00 | Designated |
| College of Humanities & Social Sciences | Arts & Communication | Adjunct Faculty | Wawee,Robert William | PT | 0 | 100 | 0 | 100 | 3 | | | | 6 | | | | 18,000.00 | Designated |
| College of Humanities & Social Sciences | Arts & Communication | Adjunct Faculty | Whittington,Elizabeth Yvonne | PT | 0 | 100 | 0 | 100 | | | | | 2 | | | | 6,400.00 | Designated |
| College of Humanities & Social Sciences | Arts & Communication | Assistant Professor | Hatfield,Elizabeth Fish | FT | 25 | 43 | 32 | 100 | 3 | | | | 2 | | | | 62,251.44 | State |
| College of Humanities & Social Sciences | Arts & Communication | Assistant Professor | Logan,Lucas | FT | 25 | 43 | 32 | 100 | 3 | | | | 3 | | | | 61,614.24 | State |
| College of Humanities & Social Sciences | Arts & Communication | Assistant Professor | Archiopoli,Ashley Marie | FT | 25 | 50 | 25 | 100 | 3 | 1 | | | 4 | | 1 | | 62,084.80 | State |
| College of Humanities & Social Sciences | Arts & Communication | Assistant Professor | Harris,Felicia Lynne | FT | 25 | 36 | 39 | 100 | 3 | | | | 2 | | | | 62,055.48 | State |
| College of Humanities & Social Sciences | Arts & Communication | Assistant Professor | Benton,Darius Mccullough | FT | 25 | 50 | 25 | 100 | 4 | | | | 3 | | | | 64,366.32 | State |
| College of Humanities & Social Sciences | Arts & Communication | Assistant Professor | Gan,Ivan | FT | 25 | 50 | 25 | 100 | 3 | | | | 3 | | | | 61,376.76 | State |
| College of Humanities & Social Sciences | Arts & Communication | Assistant Professor | Poggio,Natacha Lorena | FT | | | | 100 | 2 | | | | 2 | | | | 59,579.64 | State |

| | | | | | | | | | | | | | | | | | | | |
|---|---|---------------------------|-----------------------------|----|----|-----|----|-----|---|---|---|---|---|---|---|---|---|------------|------------------|
| College of Humanities & Social Sciences | Arts & Communication | Assistant Professor | Rountree,John Christopher | FT | 25 | 50 | 25 | 100 | 3 | | | | | 3 | 1 | | | 57,000.00 | State |
| College of Humanities & Social Sciences | Arts & Communication | Associate Professor | Lawrence,Windy Yvonne | FT | 25 | 36 | 39 | 100 | 2 | | | | | 3 | 1 | | | 73,462.80 | State |
| College of Humanities & Social Sciences | Arts & Communication | Associate Professor | Siriko Hoang,Toni | FT | 25 | 36 | 39 | 100 | 3 | | | | | 2 | | | | 67,017.60 | State |
| College of Humanities & Social Sciences | Arts & Communication | Associate Professor/Chair | Rejaie,Azar M. | FT | 25 | 22 | 53 | 100 | 2 | 1 | | | | 2 | 1 | | | 96,045.24 | State |
| College of Humanities & Social Sciences | Arts & Communication | Associate Professor | Matveeva,Natalya Vasilyevna | FT | 25 | 36 | 39 | 100 | 3 | | | | | 2 | | | | 69,834.87 | State |
| College of Humanities & Social Sciences | Arts & Communication | Associate Professor | Murray,Creshema ReKuisse | FT | 25 | 29 | 46 | 100 | 2 | 1 | | | | 2 | 1 | | | 67,814.76 | State |
| College of Humanities & Social Sciences | Arts & Communication | Associate Professor | Klein,Timothy Patrick | FT | 25 | 29 | 46 | 100 | 2 | | | | | 3 | | | | 73,869.00 | State |
| College of Humanities & Social Sciences | Arts & Communication | Lecturer | Mitha,Zeenat Kassam | FT | 0 | 100 | 0 | 100 | 5 | | | | | 5 | | | | 50,762.70 | State |
| College of Humanities & Social Sciences | Arts & Communication | Lecturer | Jackson,Larisa | FT | 0 | 100 | 0 | 100 | 6 | | | | | 6 | 1 | | | 44,338.92 | State |
| College of Humanities & Social Sciences | Arts & Communication | Lecturer | Mueller,Bridget H | FT | 0 | 100 | 0 | 100 | 5 | | | | | 5 | | | | 51,061.59 | State |
| College of Humanities & Social Sciences | Arts & Communication | Lecturer | Wilson,Robert | FT | 0 | 60 | 40 | 100 | 6 | | | | | 6 | | | | 57,250.68 | State/Designated |
| College of Humanities & Social Sciences | Arts & Communication | Lecturer | Pogue,Bill Ray | FT | 0 | 100 | 0 | 100 | 5 | | | | | 5 | | | | 49,206.60 | State |
| College of Humanities & Social Sciences | Arts & Communication | Lecturer | Fedell,Luke | FT | 0 | 100 | 0 | 100 | 6 | | | | | 5 | | | | 47,273.64 | State |
| College of Humanities & Social Sciences | Arts & Communication | Lecturer | Secor,Beth | FT | | | | 100 | 4 | | | | | 4 | | | | 46,931.49 | State |
| College of Humanities & Social Sciences | Arts & Communication | Lecturer | Kennedy,Amanda Kae | FT | | | | 100 | | | | | | 5 | | | | 42,000.00 | State |
| College of Humanities & Social Sciences | Arts & Communication | Lecturer | French,Charles B | FT | 0 | 100 | 0 | 100 | 5 | | | | | 5 | | | | 44,316.54 | State |
| College of Humanities & Social Sciences | Arts & Communication | Lecturer | Wilson,Michael Raphael | FT | 0 | 100 | 0 | 100 | 5 | | | | | 5 | | | | 46,495.35 | State |
| College of Humanities & Social Sciences | Arts & Communication | Lecturer | Hodgins,Danielle Aldea | FT | 0 | 60 | 40 | 100 | 3 | | | | | 5 | 1 | | | 42,000.00 | State |
| College of Humanities & Social Sciences | Arts & Communication | Lecturer | Shivers,Candice M. | FT | 0 | 90 | 10 | 100 | 5 | | | | | 4 | | | | 42,000.03 | Designated |
| College of Humanities & Social Sciences | Arts & Communication | Lecturer | Winkler,Kara Leeann | FT | 0 | 100 | 0 | 100 | 5 | | | | | 5 | | | | 42,000.03 | State |
| College of Humanities & Social Sciences | Arts & Communication | Professor | Baker,Susan J. | FT | 25 | 43 | 32 | 100 | 4 | | | | | 5 | | | | 81,892.44 | State |
| College of Humanities & Social Sciences | Arts & Communication | Professor | Newsom,Floyd E | FT | 25 | 50 | 25 | 100 | | | | | | 3 | | | | 96,388.68 | State |
| College of Humanities & Social Sciences | Arts & Communication | Professor | Cervenka,Mark William | FT | 25 | 22 | 53 | 100 | 1 | 2 | | | | 1 | 1 | | | 85,362.00 | State/Auxillary |
| College of Humanities & Social Sciences | Arts & Communication | Special Faculty | Roubicek,Hank | PT | 0 | 100 | 0 | 100 | 2 | | | | | 2 | | | | 45,580.77 | Designated |
| College of Humanities & Social Sciences | Arts & Communication | Special Faculty | Dewitt,Jean M | PT | 0 | 100 | 0 | 100 | 2 | | | | | 2 | | | | 40,640.58 | Designated |
| College of Sciences & Technology | Computer Science & Engineering Technology | Adjunct Faculty | Guillen Rondon,Pablo Emilio | PT | 0 | 100 | 0 | 100 | 1 | | | | | 1 | | | | 7,295.98 | Designated |
| College of Sciences & Technology | Computer Science & Engineering Technology | Adjunct Faculty | Henderson,John C | PT | 0 | 100 | 0 | 100 | 2 | | | | | 3 | | | | 15,975.00 | Designated |
| College of Sciences & Technology | Computer Science & Engineering Technology | Adjunct Faculty | Hunter,Bruce | PT | 0 | 100 | 0 | 100 | 1 | | | | | 1 | | | | 8,000.00 | Designated |
| College of Sciences & Technology | Computer Science & Engineering Technology | Adjunct Faculty | Koehn,Jan | PT | 0 | 100 | 0 | 100 | 1 | | | | | 1 | | | | 3,000.00 | Designated |
| College of Sciences & Technology | Computer Science & Engineering Technology | Adjunct Faculty | Krishnan,G V | PT | 0 | 100 | 0 | 100 | 1 | | | | | 1 | | | | 6,000.00 | Designated |
| College of Sciences & Technology | Computer Science & Engineering Technology | Adjunct Faculty | Magar,Kristian L | PT | 0 | 100 | 0 | 100 | | | | | | 1 | | | | 3,200.00 | Designated |
| College of Sciences & Technology | Computer Science & Engineering Technology | Adjunct Faculty | Miller,Newton George | PT | 0 | 100 | 0 | 100 | 1 | | | | | 2 | | | | 9,000.00 | Designated |
| College of Sciences & Technology | Computer Science & Engineering Technology | Adjunct Faculty | Munoz,Orlando Thomas | PT | 0 | 100 | 0 | 100 | 1 | | | | | 1 | | | | 6,000.00 | Designated |
| College of Sciences & Technology | Computer Science & Engineering Technology | Adjunct Faculty | Nikzad,Ali | PT | 0 | 100 | 0 | 100 | 2 | | | | | 2 | | | | 16,000.00 | Designated |
| College of Sciences & Technology | Computer Science & Engineering Technology | Adjunct Faculty | Patrick,Amelia Irene | PT | 0 | 100 | 0 | 100 | 1 | | | | | 1 | | | | 7,000.00 | Designated |
| College of Sciences & Technology | Computer Science & Engineering Technology | Assistant Professor | Tito-Izquierdo,Jorge | FT | 25 | 50 | 25 | 100 | 4 | | | | | 3 | | | | 74,086.29 | State |
| College of Sciences & Technology | Computer Science & Engineering Technology | Assistant Professor | Soibam,Benjamin | FT | 25 | 50 | 25 | 100 | 4 | | | 1 | 1 | 3 | | 2 | 1 | 81,905.76 | State |
| College of Sciences & Technology | Computer Science & Engineering Technology | Assistant Professor | Zhang,Ting | FT | 32 | 43 | 25 | 100 | 1 | | | 1 | | 3 | | | 1 | 80,987.04 | State |
| College of Sciences & Technology | Computer Science & Engineering Technology | Assistant Professor | Rahmatian,Arash | FT | 25 | 50 | 25 | 100 | 4 | | | | | 3 | | | | 69,294.78 | State |
| College of Sciences & Technology | Computer Science & Engineering Technology | Assistant Professor | Chang,Yuchou | FT | 25 | 50 | 25 | 100 | 3 | 1 | 1 | | | 3 | | | | 82,052.10 | State |
| College of Sciences & Technology | Computer Science & Engineering Technology | Assistant Professor | Xu,Ling | FT | 25 | 50 | 25 | 100 | 5 | | | 1 | | 2 | | 1 | | 80,987.04 | State |
| College of Sciences & Technology | Computer Science & Engineering Technology | Associate Professor/Chair | Tzouanas,Vasilios K | FT | 25 | 21 | 54 | 100 | 2 | 1 | | | | 1 | 1 | | | 118,704.60 | State/Grant |
| College of Sciences & Technology | Computer Science & Engineering Technology | Associate Professor | Sheinberg,Edward R | FT | 25 | 50 | 25 | 100 | 4 | | | | | 3 | | | | 73,208.16 | State |
| College of Sciences & Technology | Computer Science & Engineering Technology | Associate Professor | Oberhoff,Kenneth E | FT | 25 | 36 | 39 | 100 | 2 | 1 | | | | 1 | 1 | | | 95,666.28 | State |
| College of Sciences & Technology | Computer Science & Engineering Technology | Associate Professor | Feng,Weining | FT | 25 | 50 | 25 | 100 | 4 | | | | | 3 | | | | 88,940.34 | State |
| College of Sciences & Technology | Computer Science & Engineering Technology | Associate Professor | Shastri,Dvijesh J | FT | 25 | 50 | 39 | 100 | 2 | | | 2 | 1 | 1 | | 2 | 1 | 92,012.40 | State |
| College of Sciences & Technology | Computer Science & Engineering Technology | Lecturer | Singh,Kulwant | FT | 0 | 100 | 0 | 100 | 7 | | | | | 6 | | | | 58,398.48 | State |
| College of Sciences & Technology | Computer Science & Engineering Technology | Lecturer | Ahmed,Moiz | FT | 0 | 100 | 0 | 100 | 5 | | | | | 5 | | | | 54,999.99 | State |
| College of Sciences & Technology | Computer Science & Engineering Technology | Lecturer | Harris,Cyril E | FT | 0 | 100 | 0 | 100 | 5 | | | | | 6 | | | | 54,976.80 | State |
| College of Sciences & Technology | Computer Science & Engineering Technology | Lecturer | Hasan,Mahmud | FT | 0 | 100 | 0 | 100 | 5 | 1 | | | | 5 | | | | 56,850.66 | State |
| College of Sciences & Technology | Computer Science & Engineering Technology | Professor | Lin,Hong | FT | 25 | 50 | 25 | 100 | 3 | | | 1 | 1 | 3 | | 1 | 1 | 107,024.64 | State |
| College of Sciences & Technology | Computer Science & Engineering Technology | Professor | Yuan,Shengli | FT | 25 | 50 | 25 | 100 | 4 | | | | | 3 | | 1 | 1 | 102,997.20 | State |
| College of Public Service | Criminal Justice & Social Work | Adjunct Faculty | Baldazo,Edward | PT | 0 | 100 | 0 | 100 | 1 | | | | | 1 | | | | 6,000.00 | Designated |
| College of Public Service | Criminal Justice & Social Work | Adjunct Faculty | Branch,Keith | PT | 0 | 100 | 0 | 100 | 1 | | | | | 1 | | | | 6,400.00 | Designated |
| College of Public Service | Criminal Justice & Social Work | Adjunct Faculty | Cannon,Michael I. | PT | 0 | 100 | 0 | 100 | 2 | | | | | 2 | | | | 12,000.00 | Designated |
| College of Public Service | Criminal Justice & Social Work | Adjunct Faculty | Chavez-Berry,Maria D | PT | 0 | 100 | 0 | 100 | 2 | | | | | 2 | | | | 6,000.00 | Designated |
| College of Public Service | Criminal Justice & Social Work | Adjunct Faculty | Chiotti,Jennifer M | PT | 0 | 100 | 0 | 100 | 2 | | | | | 2 | | | | 12,800.00 | Designated |
| College of Public Service | Criminal Justice & Social Work | Adjunct Faculty | Clark,Linda | PT | 0 | 100 | 0 | 100 | 1 | | | | | 1 | | | | 6,400.00 | Designated |
| College of Public Service | Criminal Justice & Social Work | Adjunct Faculty | Dewey,James D. | PT | 0 | 100 | 0 | 100 | 1 | | | | | 1 | | | | 6,000.00 | Designated |
| College of Public Service | Criminal Justice & Social Work | Adjunct Faculty | Dewey,Lois Denise | PT | 0 | 100 | 0 | 100 | 1 | | | | | 2 | | | | 9,000.00 | Designated |
| College of Public Service | Criminal Justice & Social Work | Adjunct Faculty | Emeka PhD,Trajina | PT | 0 | 100 | 0 | 100 | 1 | | | | | 1 | | | | 6,400.00 | Designated |
| College of Public Service | Criminal Justice & Social Work | Adjunct Faculty | Fremin,Gregory James | PT | 0 | 100 | 0 | 100 | 2 | | | | | 2 | | | | 12,000.00 | Designated |
| College of Public Service | Criminal Justice & Social Work | Adjunct Faculty | Garcia,Hector M | PT | 0 | 100 | 0 | 100 | 1 | | | | | 2 | | | | 9,600.00 | Designated |

| | | | | | | | | | | | | | | | | | | | | | | |
|---|--------------------------------|---------------------------|------------------------------|----|----|-----|----|-----|---|---|---|---|---|--|---|---|-----------|------------|-------------|-----------|------------|------------|
| College of Public Service | Criminal Justice & Social Work | Adjunct Faculty | Gonzales III, Henry G | PT | 0 | 100 | 0 | 100 | 1 | | | | | | | | 6,000.00 | Designated | | | | |
| College of Public Service | Criminal Justice & Social Work | Adjunct Faculty | Gurley,Dayna N. | PT | 0 | 100 | 0 | 100 | | 1 | | | | | | | 3,000.00 | Designated | | | | |
| College of Public Service | Criminal Justice & Social Work | Adjunct Faculty | Hairell,Raymie | PT | 0 | 100 | 0 | 100 | 1 | | | | | | 2 | | 9,000.00 | Designated | | | | |
| College of Public Service | Criminal Justice & Social Work | Adjunct Faculty | Hernandez III, Antonio | PT | 0 | 100 | 0 | 100 | 1 | | | | | | | | 9,000.00 | Designated | | | | |
| College of Public Service | Criminal Justice & Social Work | Adjunct Faculty | Johnson,Jermaine A | PT | 0 | 100 | 0 | 100 | | | | | | | 1 | | 3,200.00 | Designated | | | | |
| College of Public Service | Criminal Justice & Social Work | Adjunct Faculty | Kalenda, Tacy R. | PT | 0 | 100 | 0 | 100 | 2 | | | | | | 2 | | 12,000.00 | Designated | | | | |
| College of Public Service | Criminal Justice & Social Work | Adjunct Faculty | Karas,Stephanie Diana | PT | 0 | 100 | 0 | 100 | 1 | | | | | | 1 | | 6,000.00 | Designated | | | | |
| College of Public Service | Criminal Justice & Social Work | Adjunct Faculty | Martin,Roderick Douglas | PT | 0 | 100 | 0 | 100 | | | | | | | 1 | | 3,000.00 | Designated | | | | |
| College of Public Service | Criminal Justice & Social Work | Adjunct Faculty | Mendez,Eric Thomas | PT | 0 | 100 | 0 | 100 | | | | | | | 1 | | 3,000.00 | Designated | | | | |
| College of Public Service | Criminal Justice & Social Work | Adjunct Faculty | Mendoza,Yvonne Anette | PT | 0 | 100 | 0 | 100 | 1 | | | | | | 1 | | 6,000.00 | Designated | | | | |
| College of Public Service | Criminal Justice & Social Work | Adjunct Faculty | Morrison,Stephen Lee | PT | 0 | 100 | 0 | 100 | 2 | | | | | | 2 | | 12,800.00 | Designated | | | | |
| College of Public Service | Criminal Justice & Social Work | Adjunct Faculty | Nguyen,Nhatthien Quang | PT | 0 | 100 | 0 | 100 | 1 | | | | | | 1 | | 6,400.00 | Designated | | | | |
| College of Public Service | Criminal Justice & Social Work | Adjunct Faculty | Pelz,Charles Terry | PT | 0 | 100 | 0 | 100 | 2 | | | | | | 3 | | 15,000.00 | Designated | | | | |
| College of Public Service | Criminal Justice & Social Work | Adjunct Faculty | Pereira,Gloria | PT | 0 | 100 | 0 | 100 | 4 | | | | | | 3 | | 22,400.00 | Designated | | | | |
| College of Public Service | Criminal Justice & Social Work | Adjunct Faculty | Powers Jr, Richard C | PT | 0 | 100 | 0 | 100 | 2 | | 1 | | | | 2 | | 20,685.72 | Designated | | | | |
| College of Public Service | Criminal Justice & Social Work | Adjunct Faculty | Price,Rebecca Ann | PT | 0 | 100 | 0 | 100 | 1 | | | | | | 1 | | 6,000.00 | Designated | | | | |
| College of Public Service | Criminal Justice & Social Work | Adjunct Faculty | Rodriguez, Karina | PT | 0 | 100 | 0 | 100 | 2 | | | | | | 2 | | 12,800.00 | Designated | | | | |
| College of Public Service | Criminal Justice & Social Work | Adjunct Faculty | Ross, Tiffany | PT | 0 | 100 | 0 | 100 | 2 | | | | | | 1 | | 12,600.00 | Designated | | | | |
| College of Public Service | Criminal Justice & Social Work | Adjunct Faculty | Ruzicka,Lynn | PT | 0 | 100 | 0 | 100 | 2 | | | | | | 2 | | 12,000.00 | Designated | | | | |
| College of Public Service | Criminal Justice & Social Work | Adjunct Faculty | Saavedra,Pakeithe D. | PT | 0 | 100 | 0 | 100 | 2 | | | | | | 2 | | 12,800.00 | Designated | | | | |
| College of Public Service | Criminal Justice & Social Work | Adjunct Faculty | Sessums,Johnny Lee | PT | 0 | 100 | 0 | 100 | 2 | | | | | | 2 | | 12,000.00 | Designated | | | | |
| College of Public Service | Criminal Justice & Social Work | Adjunct Faculty | Simonds,Richard Michael | PT | 0 | 100 | 0 | 100 | 3 | | | | | | 3 | | 12,000.00 | Designated | | | | |
| College of Public Service | Criminal Justice & Social Work | Adjunct Faculty | Threadcraft,Whitney Bianca | PT | 0 | 100 | 0 | 100 | | | | | | | 1 | | 3,200.00 | Designated | | | | |
| College of Public Service | Criminal Justice & Social Work | Adjunct Faculty | Tyksinski,Aaron W | PT | 0 | 100 | 0 | 100 | 1 | | | | | | 2 | | 9,600.00 | Designated | | | | |
| College of Public Service | Criminal Justice & Social Work | Adjunct Faculty | Ugwu,Joseph | PT | 0 | 100 | 0 | 100 | 3 | | | | | | 3 | | 19,200.00 | Designated | | | | |
| College of Public Service | Criminal Justice & Social Work | Adjunct Faculty | Wallace,Shane L | PT | 0 | 100 | 0 | 100 | 1 | | | | | | 2 | | 9,000.00 | Designated | | | | |
| College of Public Service | Criminal Justice & Social Work | Adjunct Faculty | West,Damon Joseph | PT | 0 | 100 | 0 | 100 | | | | | | | 1 | | 3,000.00 | Designated | | | | |
| College of Public Service | Criminal Justice & Social Work | Adjunct Faculty | Wojcik Jr,Joseph Paul | PT | 0 | 100 | 0 | 100 | 1 | | | | | | 1 | | 6,000.00 | Designated | | | | |
| College of Public Service | Criminal Justice & Social Work | Assistant Professor | Smith,Dana S. | FT | 32 | 29 | 39 | 100 | | 3 | | | | | 3 | 5 | 1 | 67,617.24 | State | | | |
| College of Public Service | Criminal Justice & Social Work | Assistant Professor | Harris,Judith A | FT | 25 | 50 | 25 | 100 | 4 | | | | | | 3 | | | 65,559.00 | State | | | |
| College of Public Service | Criminal Justice & Social Work | Assistant Professor | Lane,Liza Barros | FT | 39 | 36 | 25 | 100 | | | | | | | 1 | | | 64,999.98 | State | | | |
| College of Public Service | Criminal Justice & Social Work | Assistant Professor | Gilmore,Elizabeth Lenore | FT | 25 | 43 | 32 | 100 | 1 | 2 | | | | | 1 | 2 | | 65,883.84 | State | | | |
| College of Public Service | Criminal Justice & Social Work | Assistant Professor | Valcore,Jace | FT | 25 | 36 | 39 | 100 | 2 | | | 1 | 1 | | 1 | | 1 | 63,521.64 | State | | | |
| College of Public Service | Criminal Justice & Social Work | Assistant Professor | Lovins,Lori | FT | 46 | 29 | 25 | 100 | 1 | | | 1 | 1 | | | 1 | 1 | 63,203.64 | State | | | |
| College of Public Service | Criminal Justice & Social Work | Assistant Professor | Barbieri,Nina A | FT | 25 | 43 | 32 | 100 | 2 | | | 1 | 2 | | 1 | | 3 | 64,965.84 | State | | | |
| College of Public Service | Criminal Justice & Social Work | Associate Professor | Pelz,Beth E | FT | 25 | 50 | 25 | 100 | 2 | | | | | | 2 | | 1 | 100,062.60 | State | | | |
| College of Public Service | Criminal Justice & Social Work | Associate Professor | Karson,Lawrence | FT | 25 | 50 | 25 | 100 | 4 | | | | | | 3 | | | 70,412.40 | State | | | |
| College of Public Service | Criminal Justice & Social Work | Associate Professor | Ahmad,Janice | FT | 25 | 50 | 25 | 100 | 3 | | | | | | | | | 74,746.56 | State | | | |
| College of Public Service | Criminal Justice & Social Work | Associate Professor | McCarty,Dawn Aldava | FT | 25 | 22 | 53 | 100 | 2 | 1 | | | | | 1 | 1 | | 73,084.20 | State | | | |
| College of Public Service | Criminal Justice & Social Work | Associate Professor | Gehring,Krista | FT | 39 | 36 | 25 | 100 | 1 | | 1 | | | | 1 | | 1 | 70,418.88 | State/Grant | | | |
| College of Public Service | Criminal Justice & Social Work | Associate Professor/Chair | Blackburn,Ashley G | FT | 49 | 7 | 54 | 100 | | | | | | | 1 | | | 2 | 125,533.20 | State | | |
| College of Public Service | Criminal Justice & Social Work | Associate Professor | Fowler,Shannon Keith | FT | 25 | 50 | 25 | 100 | 1 | | | 2 | 1 | | 2 | | 1 | 1 | 74,750.76 | State | | |
| College of Public Service | Criminal Justice & Social Work | Associate Professor | Cavanaugh Jr,Michael Redmond | FT | 25 | 22 | 53 | 100 | | | | 1 | 2 | | | | 1 | 1 | 71,655.84 | State | | |
| College of Public Service | Criminal Justice & Social Work | Associate Professor | Pfeffer,Rebecca D | FT | 25 | 50 | 32 | 100 | 1 | | | 1 | 1 | | | | | | 73,172.52 | State | | |
| College of Public Service | Criminal Justice & Social Work | Lecturer | Goins,Angela M | FT | 0 | 100 | 0 | 100 | 3 | 2 | | | | | | 2 | | | 58,161.84 | State | | |
| College of Public Service | Criminal Justice & Social Work | Lecturer | Cortez,Damaris Guadalupe | FT | 0 | 79 | 21 | 100 | 4 | | | | | | 5 | | | | 55,340.16 | State | | |
| College of Public Service | Criminal Justice & Social Work | Lecturer | Savani,Shahnaz | FT | 0 | 79 | 21 | 100 | 3 | 2 | | | | | 2 | 2 | | | 57,091.50 | State | | |
| College of Public Service | Criminal Justice & Social Work | Professor | Belbot,Barbara | FT | 25 | 50 | 25 | 100 | 4 | | | | | | 4 | | | | 91,678.08 | State | | |
| College of Public Service | Criminal Justice & Social Work | Professor | Wang,Hsiao-Ming | FT | 25 | 29 | 46 | 100 | 1 | | | 1 | 2 | | 1 | | 1 | 1 | 88,530.84 | State | | |
| College of Public Service | Criminal Justice & Social Work | Professor | Snell,Clete | FT | 25 | 50 | 25 | 100 | 3 | | | | | | 1 | 3 | | 1 | 1 | 88,980.12 | State | |
| College of Public Service | Criminal Justice & Social Work | Professor | Wernet,Stephen P | FT | 25 | 50 | 25 | 100 | 5 | | | | | | 4 | | | | | 91,437.72 | State | |
| College of Public Service | Criminal Justice & Social Work | Professor | Buckler,Kevin G | FT | 46 | 29 | 25 | 100 | 3 | | | 1 | 1 | | | | | 1 | | 87,528.36 | State | |
| College of Public Service | Criminal Justice & Social Work | Associate Professor | Goltz, Heather | FT | 75 | 0 | 25 | 100 | | | | | | | | | | | | 71,517.00 | State | |
| College of Humanities & Social Sciences | English | Adjunct Faculty | Bugg Jr,Robert Milton | PT | 0 | 100 | 0 | 100 | 1 | | | | | | 1 | | | | | 6,000.00 | Designated | |
| College of Humanities & Social Sciences | English | Adjunct Faculty | Cardamone,Thomas | PT | 0 | 100 | 0 | 100 | 3 | | | | | | 3 | | | | | 19,200.00 | Designated | |
| College of Humanities & Social Sciences | English | Adjunct Faculty | Casteel,Jessie R. | PT | 0 | 100 | 0 | 100 | 3 | | | | | | | | | | | 9,000.00 | Designated | |
| College of Humanities & Social Sciences | English | Adjunct Faculty | Denton,Eric Clayton | PT | 0 | 100 | 0 | 100 | 1 | | | | | | 1 | | | | | 6,000.00 | Designated | |
| College of Humanities & Social Sciences | English | Adjunct Faculty | Dolan,Cody Edward | PT | 0 | 100 | 0 | 100 | 2 | | | | | | 2 | | | | | 12,000.00 | Designated | |
| College of Humanities & Social Sciences | English | Adjunct Faculty | Dyles,Nicole | PT | 0 | 100 | 0 | 100 | 2 | | | | | | 1 | | | | | 9,000.00 | Designated | |
| College of Humanities & Social Sciences | English | Adjunct Faculty | Ferchichi,Soumaya Bent Salah | PT | 0 | 100 | 0 | 100 | 2 | | | | | | | | | | | 6,000.00 | Designated | |
| College of Humanities & Social Sciences | English | Adjunct Faculty | Hilbig,Michael Gerard | PT | 0 | 100 | 0 | 100 | 2 | | | | | | | | | | | 12,800.00 | Designated | |
| College of Humanities & Social Sciences | English | Adjunct Faculty | Joachim,Doug | PT | 0 | 100 | 0 | 100 | 1 | | | | | | | | | | | 6,400.00 | Designated | |
| College of Humanities & Social Sciences | English | Adjunct Faculty | Lopez III,Santiago | PT | 0 | 100 | 0 | 100 | 4 | | | | | | | | | | | 3 | 18,000.00 | Designated |

| | | | | | | | | | | | | | | | | | | | | |
|---|-------------------------------|---------------------------|------------------------------|----|----|-----|----|-----|---|--|---|---|---|---|---|---|------------|------------|------------|------------------|
| College of Humanities & Social Sciences | English | Adjunct Faculty | Melone,Angela M | PT | 0 | 100 | 0 | 100 | 1 | | | | | | | | 3,000.00 | Designated | | |
| College of Humanities & Social Sciences | English | Adjunct Faculty | Powell,Yvette | PT | 0 | 100 | 0 | 100 | 3 | | | | | | | | 9,000.00 | Designated | | |
| College of Humanities & Social Sciences | English | Adjunct Faculty | Ramirez,Vanessa | PT | 0 | 100 | 0 | 100 | 3 | | | | | | | | 6,000.00 | Designated | | |
| College of Humanities & Social Sciences | English | Adjunct Faculty | Sanchez,Wyonna Wade | PT | 0 | 100 | 0 | 100 | 2 | | | | | 1 | | | 9,000.00 | Designated | | |
| College of Humanities & Social Sciences | English | Adjunct Faculty | Schmadeka,Wayne | PT | 0 | 100 | 0 | 100 | 3 | | | | | 2 | | | 16,000.00 | Designated | | |
| College of Humanities & Social Sciences | English | Adjunct Faculty | Ucciardino,Jack Bennett | PT | 0 | 100 | 0 | 100 | 3 | | | | | | | | 9,600.00 | Designated | | |
| College of Humanities & Social Sciences | English | Adjunct Faculty | Walker,Faye Elaine | PT | 0 | 100 | 0 | 100 | 3 | | | | | | | | 9,600.00 | Designated | | |
| College of Humanities & Social Sciences | English | Adjunct Faculty | Williams,Robert M | PT | 0 | 100 | 0 | 100 | 2 | | | | | 1 | | | 9,000.00 | Designated | | |
| College of Humanities & Social Sciences | English | Assistant Professor | Dimmick,Michael Edward | FT | 25 | 43 | 32 | 100 | 2 | | 1 | | | 2 | | | 59,500.92 | State | | |
| College of Humanities & Social Sciences | English | Assistant Professor | Pena,Daniel Inouye | FT | 32 | 43 | 25 | 100 | 2 | | 1 | | | 2 | 1 | | 64,294.32 | State | | |
| College of Humanities & Social Sciences | English | Associate Professor | Scharold,Dagmar | FT | 25 | 21 | 54 | 100 | 2 | | 2 | | | 1 | | 1 | 66,367.32 | State | | |
| College of Humanities & Social Sciences | English | Associate Professor | Jackson,Chuck | FT | 25 | 43 | 32 | 100 | 3 | | | | | 3 | | | 71,195.04 | State | | |
| College of Humanities & Social Sciences | English | Associate Professor | Farris,Sara | FT | 25 | 50 | 25 | 100 | 5 | | | | | 4 | | | 75,271.56 | State | | |
| College of Humanities & Social Sciences | English | Associate Professor | Pavletich,JoAnn | FT | 25 | 50 | 25 | 100 | 3 | | | | | 4 | | | 75,773.64 | State | | |
| College of Humanities & Social Sciences | English | Associate Professor/AVP | Moosally,Michelle | FT | 25 | 50 | 25 | 100 | 5 | | 1 | | | | | | 77,928.96 | Designated | | |
| College of Humanities & Social Sciences | English | Associate Professor/Chair | Kintzele,Paul | FT | 25 | 21 | 54 | 100 | 1 | | | | | 1 | | | 101,924.76 | State | | |
| College of Humanities & Social Sciences | English | Associate Professor | Fortunato,Paul L. | FT | 25 | 50 | 25 | 100 | 4 | | | | | 3 | | | 56,319.66 | State | | |
| College of Humanities & Social Sciences | English | Associate Professor | Lund,Giuliana E. | FT | 25 | 50 | 25 | 100 | 3 | | | | | 4 | | | 64,716.72 | State | | |
| College of Humanities & Social Sciences | English | Associate Professor | Jager,Katharine Woodason | FT | 32 | 36 | 32 | 100 | 3 | | | | | 2 | | | 62,604.72 | State | | |
| College of Humanities & Social Sciences | English | Associate Professor | Waters,William Joseph Condon | FT | 25 | 50 | 25 | 100 | 2 | | 2 | | | 6 | | 1 | 62,253.00 | State | | |
| College of Humanities & Social Sciences | English | Associate Professor | Choudhuri,Sucheta Mallick | FT | 25 | 21 | 54 | 100 | 5 | | | | | 1 | | | 66,249.96 | State | | |
| College of Humanities & Social Sciences | English | Associate Professor | Ellwanger,Adam T | FT | 25 | 36 | 39 | 100 | 1 | | 1 | 1 | | 1 | | 2 | 1 | 69,529.32 | State | |
| College of Humanities & Social Sciences | English | Associate Professor | Duncan,Michael Gary | FT | 25 | 21 | 54 | 100 | 1 | | 1 | | | | | 1 | 1 | 67,651.68 | State | |
| College of Humanities & Social Sciences | English | Associate Professor | Sample,Joseph C | FT | 25 | 43 | 32 | 100 | 3 | | 1 | 1 | | | | 2 | 1 | 3 | 64,756.98 | State |
| College of Humanities & Social Sciences | English | Associate Professor | Agboka,Godwin Yaw | FT | 46 | 43 | 32 | 100 | 1 | | | 2 | 1 | | | | | | 77,231.43 | State/Designated |
| College of Humanities & Social Sciences | English | Associate Professor | Hill,Jillian Averi | FT | 25 | 43 | 32 | 100 | 2 | | 2 | 1 | | 2 | 2 | 1 | 1 | | 66,401.88 | State |
| College of Humanities & Social Sciences | English | Associate Professor | Bjork,Olin R. | FT | 25 | 50 | 25 | 100 | 2 | | | 1 | | 3 | | | 1 | | 65,707.92 | State |
| College of Humanities & Social Sciences | English | Lecturer | Wedes,Joan Blackwell | FT | 0 | 100 | 0 | 100 | 5 | | | | | 5 | | | | | 44,598.12 | State |
| College of Humanities & Social Sciences | English | Lecturer | Howard,Catherine | FT | 0 | 100 | 0 | 100 | 5 | | | | | 5 | | | | | 52,135.20 | State |
| College of Humanities & Social Sciences | English | Lecturer | Garza,Linda Carol | FT | 0 | 100 | 0 | 100 | 5 | | | | | 5 | | | | | 46,733.16 | State |
| College of Humanities & Social Sciences | English | Lecturer | Auchter,David | FT | 0 | 100 | 0 | 100 | 5 | | | | | 5 | | | | | 42,991.74 | State |
| College of Humanities & Social Sciences | English | Lecturer | Bridges,Dawn | FT | 0 | 100 | 0 | 100 | 5 | | | | | 5 | | | | | 45,266.94 | State |
| College of Humanities & Social Sciences | English | Lecturer | Feliciano,Olga | FT | 0 | 100 | 0 | 100 | 5 | | | | | 5 | | | | | 47,133.99 | State |
| College of Humanities & Social Sciences | English | Lecturer | Seratt,Heather E | FT | 0 | 100 | 0 | 100 | 7 | | | | | 5 | | | | | 47,803.44 | State |
| College of Humanities & Social Sciences | English | Lecturer | Lourence,Benjamin C | FT | 0 | 100 | 0 | 100 | 5 | | | | | 5 | | | | | 47,832.96 | State |
| College of Humanities & Social Sciences | English | Lecturer | Smith,Claudia | FT | 0 | 100 | 0 | 100 | 5 | | | | | 5 | | | | | 46,028.76 | State |
| College of Humanities & Social Sciences | English | Professor | Schmertz,Johanna | FT | 25 | 50 | 25 | 100 | 4 | | | | | 3 | | | | | 76,207.20 | State |
| College of Humanities & Social Sciences | English | Professor | Creighton,Jane M | FT | 25 | 36 | 39 | 100 | 3 | | | | | 2 | | | | | 80,367.12 | State/Designated |
| College of Humanities & Social Sciences | English | Professor | Sullivan PhD,Nell | FT | 32 | 29 | 39 | 100 | 2 | | | | | 2 | | | | | 85,391.40 | State |
| College of Humanities & Social Sciences | English | Professor | Thomas,Tammis E. | FT | 25 | 50 | 25 | 100 | 5 | | | | | 4 | | | | | 82,776.36 | State |
| College of Humanities & Social Sciences | English | Professor | Dahlberg,Sandra | FT | 32 | 29 | 39 | 100 | 2 | | | | | 2 | | | | | 87,642.96 | State |
| College of Humanities & Social Sciences | English | Special Faculty | Jarrett,Robert | PT | 0 | 100 | 0 | 100 | 2 | | | | | 2 | | | | | 45,937.56 | Designated |
| College of Humanities & Social Sciences | English | Special Faculty | Davidson,Robin | PT | 0 | 100 | 0 | 100 | 2 | | | | | 2 | | | | | 38,966.22 | Designated |
| Marilyn Davies College of Business | Finance & Information Systems | Adjunct Faculty | Abou-Saad,Ibrahim Mostafa | PT | 0 | 100 | 0 | 100 | 1 | | | | | 1 | | | | | 6,400.00 | Designated |
| Marilyn Davies College of Business | Finance & Information Systems | Adjunct Faculty | Bentley,Joseph | PT | 0 | 100 | 0 | 100 | 3 | | | | | 5 | | | | | 18,000.00 | Designated |
| Marilyn Davies College of Business | Finance & Information Systems | Adjunct Faculty | Bui,Minh Quang | PT | 0 | 100 | 0 | 100 | 3 | | | | | 1 | | | 3 | | 22,550.00 | Designated |
| Marilyn Davies College of Business | Finance & Information Systems | Adjunct Faculty | Dabney,Devin J | PT | 0 | 100 | 0 | 100 | 1 | | | | | 1 | | | 1 | | 9,300.00 | Designated |
| Marilyn Davies College of Business | Finance & Information Systems | Adjunct Faculty | Edwards,Renee | PT | 0 | 100 | 0 | 100 | 2 | | | | | 2 | | | | | 12,000.00 | Designated |
| Marilyn Davies College of Business | Finance & Information Systems | Adjunct Faculty | Georges,Georgina Y | PT | 0 | 100 | 0 | 100 | 2 | | | | | 1 | | | 2 | | 19,300.00 | Designated |
| Marilyn Davies College of Business | Finance & Information Systems | Adjunct Faculty | Hart,Charles Joseph | PT | 0 | 100 | 0 | 100 | 1 | | | | | | | | | | 3,450.00 | Designated |
| Marilyn Davies College of Business | Finance & Information Systems | Adjunct Faculty | Jou,Yih-Yaw Earl | PT | 0 | 100 | 0 | 100 | 2 | | | | | | | | | | 6,000.00 | Designated |
| Marilyn Davies College of Business | Finance & Information Systems | Adjunct Faculty | Malkan,Rajiv | PT | 0 | 100 | 0 | 100 | 2 | | | | | | | | | | 6,400.00 | Designated |
| Marilyn Davies College of Business | Finance & Information Systems | Adjunct Faculty | Mineman,Edward | PT | 0 | 100 | 0 | 100 | 2 | | | | | 3 | | | | | 15,150.00 | Designated |
| Marilyn Davies College of Business | Finance & Information Systems | Adjunct Faculty | Nal,Osman | PT | 0 | 100 | 0 | 100 | 2 | | | | | 1 | | | | | 3,275.00 | Designated |
| Marilyn Davies College of Business | Finance & Information Systems | Adjunct Faculty | Nguyen PhD,Thai Duy | PT | 0 | 100 | 0 | 100 | 3 | | | | | 3 | | | | | 19,526.52 | Designated |
| Marilyn Davies College of Business | Finance & Information Systems | Adjunct Faculty | Nishi,Irin Ferdous | PT | 0 | 100 | 0 | 100 | 2 | | | | | 3 | | | | | 9,000.00 | Designated |
| Marilyn Davies College of Business | Finance & Information Systems | Adjunct Faculty | Putnam,Kyle James | PT | 0 | 100 | 0 | 100 | 2 | | | | | 4 | | | | 2 | 24,075.00 | Designated |
| Marilyn Davies College of Business | Finance & Information Systems | Adjunct Faculty | Rebhun,Herbert | PT | 0 | 100 | 0 | 100 | 3 | | | | | 2 | | | | | 16,000.00 | Designated |
| Marilyn Davies College of Business | Finance & Information Systems | Adjunct Faculty | Smith,Daniel Joseph | PT | 0 | 100 | 0 | 100 | 2 | | | | | 4 | | | | 2 | 24,075.00 | Designated |
| Marilyn Davies College of Business | Finance & Information Systems | Adjunct Faculty | Xu,Shuang | PT | 0 | 100 | 0 | 100 | 2 | | | | | | | | | 1 | 3,000.00 | Designated |
| Marilyn Davies College of Business | Finance & Information Systems | Adjunct Faculty | Zareian,Mahin | PT | 0 | 100 | 0 | 100 | 2 | | | | | 2 | | | | | 6,000.00 | Designated |
| Marilyn Davies College of Business | Finance & Information Systems | Assistant Professor | Castro,Esther Eunice | FT | 25 | 50 | 25 | 100 | 1 | | | | | 2 | | | 2 | 2 | 116,934.48 | State |
| Marilyn Davies College of Business | Finance & Information Systems | Assistant Professor | Dejan,Austin Joseph | FT | 25 | 50 | 25 | 100 | 2 | | | | | 1 | | | | 3 | 114,721.65 | State |

| | | | | | | | | | | | | | | | | | | | |
|------------------------------------|--|----------------------|----------------------------------|----|----|-----|----|-----|----|--|--|---|---|---|---|---|---|------------|------------------|
| Marilyn Davies College of Business | Finance & Information Systems | Associate Professor | McMahon, Richard A | FT | 25 | 50 | 25 | 100 | 3 | | | | | | | | | 101,182.59 | State |
| Marilyn Davies College of Business | Finance & Information Systems | Associate Professor | Hashemi, Shohreh | FT | 25 | 50 | 25 | 100 | 4 | | | | 5 | | | | | 113,608.44 | State |
| Marilyn Davies College of Business | Finance & Information Systems | Associate Professor | Nguyen, Chu V | FT | 32 | 43 | 25 | 100 | 3 | | | | | | | 4 | | 116,926.56 | State |
| Marilyn Davies College of Business | Finance & Information Systems | Associate Professor | Zhou, Zehai | FT | 25 | 50 | 25 | 100 | 4 | | | | 3 | | | | | 103,703.94 | State |
| Marilyn Davies College of Business | Finance & Information Systems | Associate Professor | Paskelian, Ohaness G | FT | 32 | 43 | 25 | 100 | 3 | | | | 4 | | | | | 123,861.51 | State |
| Marilyn Davies College of Business | Finance & Information Systems | Associate Professor | Jones, Kevin | FT | 32 | 43 | 25 | 100 | 3 | | | | 3 | | | | | 121,658.76 | State |
| Marilyn Davies College of Business | Finance & Information Systems | Lecturer | Cedeno, Luis Rafael | FT | 0 | 100 | 0 | 100 | 5 | | | | 6 | | | | | 54,242.01 | State |
| Marilyn Davies College of Business | Finance & Information Systems | Lecturer | Ghosh, Prabir | FT | 0 | 100 | 0 | 100 | 1 | | | | 4 | | | 1 | | 28,125.00 | State |
| Marilyn Davies College of Business | Finance & Information Systems | Lecturer | Ali, Syed | FT | 0 | 100 | 0 | 100 | 7 | | | | 5 | | | | | 50,722.80 | State/Designated |
| Marilyn Davies College of Business | Finance & Information Systems | Lecturer | Javed, Adnan | FT | 0 | 100 | 0 | 100 | 5 | | | | 6 | | | | | 46,350.54 | State/Designated |
| Marilyn Davies College of Business | Finance & Information Systems | Lecturer | Jafari, Tahereh T | FT | 0 | 100 | 0 | 100 | 5 | | | | 6 | | | | | 49,167.45 | State |
| Marilyn Davies College of Business | Finance & Information Systems | Lecturer | Bennett, Sylvia Kathleen | FT | 0 | 100 | 0 | 100 | 4 | | | 1 | 4 | | | 2 | | 51,927.48 | Designated |
| Marilyn Davies College of Business | Finance & Information Systems | Professor | Smith, Charles Alden | FT | 32 | 43 | 25 | 100 | 4 | | | | 3 | | | | | 126,653.28 | State |
| Marilyn Davies College of Business | Finance & Information Systems | Professor | Robbins, Ruth R | FT | 32 | 29 | 39 | 100 | 3 | | | | 3 | | | | | 123,542.28 | State |
| Marilyn Davies College of Business | Finance & Information Systems | Professor | Islam, Anisul | FT | 32 | 29 | 39 | 100 | 13 | | | 1 | 2 | | | | | 114,689.25 | State |
| Marilyn Davies College of Business | Finance & Information Systems | Professor | Pelaez, Rolando F | FT | 32 | 43 | 25 | 100 | 3 | | | | 3 | | | | | 125,477.37 | State |
| Marilyn Davies College of Business | Finance & Information Systems | Professor | DeVries, Peter | FT | 32 | 43 | 25 | 100 | 3 | | | | 3 | | | | | 114,239.97 | State |
| Marilyn Davies College of Business | Finance & Information Systems | Professor | Penkar, Samuel H | FT | 25 | 50 | 25 | 100 | 3 | | | | 4 | | | | | 120,250.68 | State |
| Marilyn Davies College of Business | Finance & Information Systems | Professor/Chair | Bose, Utpal | FT | 25 | 21 | 54 | 100 | | | | | | 1 | | 6 | | 168,733.44 | State |
| Marilyn Davies College of Business | Finance & Information Systems | Professor/Assoc Dean | Manrique, Justo Rafael | FT | 25 | 14 | 61 | 100 | | | | | | | | | 2 | 121,579.68 | Designated |
| Marilyn Davies College of Business | Finance & Information Systems | Professor | Verma, Rahul | FT | 39 | 36 | 25 | 100 | 1 | | | 1 | | | | | 2 | 139,427.64 | State |
| Marilyn Davies College of Business | Finance & Information Systems | Professor | Deo, Prakash S | FT | 39 | 36 | 25 | 100 | 1 | | | 1 | 1 | | | | 2 | 130,872.36 | State |
| Marilyn Davies College of Business | Finance & Information Systems | Visiting Faculty | Ren, Peter | FT | 0 | 100 | 0 | 100 | 7 | | | | 8 | | | | | 92,700.00 | State |
| Marilyn Davies College of Business | General Business, Marketing & Supply Chain | Adjunct Faculty | Ball, Donald Edward | PT | 0 | 100 | 0 | 100 | 1 | | | | 1 | | | | | 6,000.00 | Designated |
| Marilyn Davies College of Business | General Business, Marketing & Supply Chain | Adjunct Faculty | Brace, Carol Barclay | PT | 0 | 100 | 0 | 100 | 5 | | | | 5 | | | | | 24,000.00 | Designated |
| Marilyn Davies College of Business | General Business, Marketing & Supply Chain | Adjunct Faculty | Bruner, Terry Christopher | PT | 0 | 100 | 0 | 100 | 1 | | | 2 | 1 | | | | 2 | 22,775.00 | Designated |
| Marilyn Davies College of Business | General Business, Marketing & Supply Chain | Adjunct Faculty | Canady, Byron | PT | 0 | 100 | 0 | 100 | 1 | | | | 2 | | | | | 9,000.00 | Designated |
| Marilyn Davies College of Business | General Business, Marketing & Supply Chain | Adjunct Faculty | Carson, Gary Kent | PT | 0 | 100 | 0 | 100 | 1 | | | | | | | | | 3,000.00 | Designated |
| Marilyn Davies College of Business | General Business, Marketing & Supply Chain | Adjunct Faculty | Cordovi, Marilyn G. | PT | 0 | 100 | 0 | 100 | 4 | | | | 4 | | | | | 24,000.00 | Designated |
| Marilyn Davies College of Business | General Business, Marketing & Supply Chain | Adjunct Faculty | Crimi, Thomas A | PT | 0 | 100 | 0 | 100 | 1 | | | 2 | | | | | 4 | 27,225.00 | Designated |
| Marilyn Davies College of Business | General Business, Marketing & Supply Chain | Adjunct Faculty | Dudley Jr, William | PT | 0 | 100 | 0 | 100 | 4 | | | | 4 | | | | | 24,000.00 | Designated |
| Marilyn Davies College of Business | General Business, Marketing & Supply Chain | Adjunct Faculty | Fly, Jane Mueller | PT | 0 | 100 | 0 | 100 | 2 | | | | | | | | | 6,400.00 | Designated |
| Marilyn Davies College of Business | General Business, Marketing & Supply Chain | Adjunct Faculty | Ford, Tamara | PT | 0 | 100 | 0 | 100 | | | | | 1 | | | | | 3,000.00 | Designated |
| Marilyn Davies College of Business | General Business, Marketing & Supply Chain | Adjunct Faculty | Friday - Black, Athena Mary | PT | 0 | 100 | 0 | 100 | 2 | | | | 1 | | | | | 9,000.00 | Designated |
| Marilyn Davies College of Business | General Business, Marketing & Supply Chain | Adjunct Faculty | Glover, Jamila N | PT | 0 | 100 | 0 | 100 | | | | | | | | | 1 | 3,200.00 | Designated |
| Marilyn Davies College of Business | General Business, Marketing & Supply Chain | Adjunct Faculty | Guillory, Andrea Marie | PT | 0 | 100 | 0 | 100 | 1 | | | | 1 | | | | | 6,000.00 | Designated |
| Marilyn Davies College of Business | General Business, Marketing & Supply Chain | Adjunct Faculty | Hemphill, Craig Kyle | PT | 0 | 100 | 0 | 100 | 4 | | | | | | | | | 12,800.00 | Designated |
| Marilyn Davies College of Business | General Business, Marketing & Supply Chain | Adjunct Faculty | Johnson, Madeline | PT | 0 | 100 | 0 | 100 | | | | 1 | | | | | | 12,075.00 | Designated |
| Marilyn Davies College of Business | General Business, Marketing & Supply Chain | Adjunct Faculty | Kennebrew, Daniel Earl | PT | 0 | 100 | 0 | 100 | 2 | | | | | | | | | 12,000.00 | Designated |
| Marilyn Davies College of Business | General Business, Marketing & Supply Chain | Adjunct Faculty | Khan, Keziah C | PT | 0 | 100 | 0 | 100 | | | | | 3 | | | | | 9,000.00 | Designated |
| Marilyn Davies College of Business | General Business, Marketing & Supply Chain | Adjunct Faculty | Laws, Kira M | PT | 0 | 100 | 0 | 100 | 4 | | | | 4 | | | | | 25,600.00 | Designated |
| Marilyn Davies College of Business | General Business, Marketing & Supply Chain | Adjunct Faculty | Lozano, Miguel Angel | PT | 0 | 100 | 0 | 100 | | | | 3 | | | | | 2 | 23,250.00 | Designated |
| Marilyn Davies College of Business | General Business, Marketing & Supply Chain | Adjunct Faculty | Martin, Katharine Anne | PT | 0 | 100 | 0 | 100 | 2 | | | | | | | | | 6,400.00 | Designated |
| Marilyn Davies College of Business | General Business, Marketing & Supply Chain | Adjunct Faculty | Matzner, Lloyd Jay | PT | 0 | 100 | 0 | 100 | 1 | | | | 1 | | | | | 6,000.00 | Designated |
| Marilyn Davies College of Business | General Business, Marketing & Supply Chain | Adjunct Faculty | McBayne, Melisa Amoy | PT | 0 | 100 | 0 | 100 | | | | | 1 | | | | | 3,000.00 | Designated |
| Marilyn Davies College of Business | General Business, Marketing & Supply Chain | Adjunct Faculty | McCoy, LaShawn D | PT | 0 | 100 | 0 | 100 | 2 | | | | 1 | | | | | 9,000.00 | Designated |
| Marilyn Davies College of Business | General Business, Marketing & Supply Chain | Adjunct Faculty | Nguyen, Bryan TheHoi | PT | 0 | 100 | 0 | 100 | 1 | | | | 1 | | | | | 10,000.00 | Designated |
| Marilyn Davies College of Business | General Business, Marketing & Supply Chain | Adjunct Faculty | Pham, Cindy B | PT | 0 | 100 | 0 | 100 | 3 | | | | 4 | | | | | 22,400.00 | Designated |
| Marilyn Davies College of Business | General Business, Marketing & Supply Chain | Adjunct Faculty | Quander, Erin | PT | 0 | 100 | 0 | 100 | 4 | | | | 4 | | | | | 25,600.00 | Designated |
| Marilyn Davies College of Business | General Business, Marketing & Supply Chain | Adjunct Faculty | Simmons, Toye Michelle | PT | 0 | 100 | 0 | 100 | 1 | | | | 1 | | | | | 6,000.00 | Designated |
| Marilyn Davies College of Business | General Business, Marketing & Supply Chain | Adjunct Faculty | Smith, Jacqueline L | PT | 0 | 100 | 0 | 100 | 1 | | | | 1 | | | | | 6,000.00 | Designated |
| Marilyn Davies College of Business | General Business, Marketing & Supply Chain | Adjunct Faculty | Smith, Terri Lynn | PT | 0 | 100 | 0 | 100 | | | | | 1 | | | | | 3,200.00 | Designated |
| Marilyn Davies College of Business | General Business, Marketing & Supply Chain | Adjunct Faculty | Ta, Kenneth | PT | 0 | 100 | 0 | 100 | 1 | | | | 1 | | | | | 6,000.00 | Designated |
| Marilyn Davies College of Business | General Business, Marketing & Supply Chain | Adjunct Faculty | Tangeh, Nicholas | PT | 0 | 100 | 0 | 100 | | | | | 1 | | | | | 3,200.00 | Designated |
| Marilyn Davies College of Business | General Business, Marketing & Supply Chain | Adjunct Faculty | Wales, Steven Douglas | PT | 0 | 100 | 0 | 100 | 3 | | | | 1 | | | | | 12,800.00 | Designated |
| Marilyn Davies College of Business | General Business, Marketing & Supply Chain | Adjunct Faculty | Wicmandy, Michelle M. | PT | 0 | 100 | 0 | 100 | | | | | 2 | | | | | 6,000.00 | Designated |
| Marilyn Davies College of Business | General Business, Marketing & Supply Chain | Adjunct Faculty | Wilkins, Bridgette | PT | 0 | 100 | 0 | 100 | 1 | | | | 1 | | | | | 9,000.00 | Designated |
| Marilyn Davies College of Business | General Business, Marketing & Supply Chain | Adjunct Faculty | Wyatt, Rosalind A | PT | 0 | 100 | 0 | 100 | 1 | | | | | | | | | 3,200.00 | Designated |
| Marilyn Davies College of Business | General Business, Marketing & Supply Chain | Assistant Professor | Fulbright, Paul Walton | FT | 25 | 50 | 25 | 100 | 3 | | | | 2 | | | | | 88,029.00 | State |
| Marilyn Davies College of Business | General Business, Marketing & Supply Chain | Assistant Professor | von Biedenfeld, Dietrich Matthew | FT | 25 | 33 | 42 | 100 | | | | 2 | 1 | | 1 | | 1 | 88,029.00 | State |
| Marilyn Davies College of Business | General Business, Marketing & Supply Chain | Assistant Professor | Elking, Isaac | FT | 25 | 50 | 25 | 100 | 3 | | | | 2 | | | | 1 | 110,467.08 | State |
| Marilyn Davies College of Business | General Business, Marketing & Supply Chain | Assistant Professor | Davis, Scott Williams | FT | 25 | 50 | 25 | 100 | 1 | | | 2 | | | | | 2 | 110,467.08 | Designated |
| Marilyn Davies College of Business | General Business, Marketing & Supply Chain | Assistant Professor | Cohen, Dinah A | FT | 25 | 50 | 25 | 100 | 3 | | | | 3 | | | | | 114,000.00 | State |

| | | | | | | | | | | | | | | | | | | | | | | | | | |
|---|--|---------------------------|------------------------------|----|----|-----|----|-----|---|--|---|--|--|--|---|--|---|---|------------|------------|------------------|-----------------------|------------|-----------|-------|
| Marilyn Davies College of Business | General Business, Marketing & Supply Chain | Assistant Professor | Conde,Richard | FT | 25 | 50 | 25 | 100 | | | | | | | 2 | | | | 108,000.00 | State | | | | | |
| Marilyn Davies College of Business | General Business, Marketing & Supply Chain | Associate Professor | Dillard Jr.,John E | FT | 25 | 50 | 25 | 100 | 1 | | | | | | 2 | | 1 | | 2 | 109,997.37 | State | | | | |
| Marilyn Davies College of Business | General Business, Marketing & Supply Chain | Associate Professor/Chair | Davis,Jonathan | FT | 25 | 21 | 54 | 100 | | | 2 | | | | | | | 1 | | 154,357.80 | State | | | | |
| Marilyn Davies College of Business | General Business, Marketing & Supply Chain | Associate Professor | Rauniar,Rupak | FT | 25 | 50 | 25 | 100 | 2 | | | | | | 1 | | | 4 | | 113,051.28 | State | | | | |
| Marilyn Davies College of Business | General Business, Marketing & Supply Chain | Associate Professor | Zhou,Steve B. | FT | 25 | 50 | 25 | 100 | 3 | | | | | | | | | | 2 | 113,588.73 | State | | | | |
| Marilyn Davies College of Business | General Business, Marketing & Supply Chain | Associate Professor | Hu,Xinxin | FT | 25 | 50 | 25 | 100 | 4 | | | | | | | | | 1 | 2 | 119,560.92 | State/Designated | | | | |
| Marilyn Davies College of Business | General Business, Marketing & Supply Chain | Lecturer | Gleason,Kimberly R. | FT | 0 | 80 | 20 | 100 | 6 | | | | | | | | | 6 | | 61,078.68 | State | | | | |
| Marilyn Davies College of Business | General Business, Marketing & Supply Chain | Lecturer | Kessler,Robin | FT | 0 | 80 | 20 | 100 | 5 | | | | | | | | | 5 | 1 | 48,297.60 | Designated | | | | |
| Marilyn Davies College of Business | General Business, Marketing & Supply Chain | Lecturer | Kohlhausen,Donna P. | FT | 0 | 80 | 20 | 100 | 5 | | | | | | | | | 5 | | 51,338.16 | State | | | | |
| Marilyn Davies College of Business | General Business, Marketing & Supply Chain | Lecturer | Pettiette,Michael | FT | 0 | 80 | 20 | 100 | 5 | | | | | | | | | 5 | | 52,095.60 | State | | | | |
| Marilyn Davies College of Business | General Business, Marketing & Supply Chain | Lecturer | Hollingsworth,Patricia Ann | FT | 0 | 80 | 20 | 100 | 1 | | | | | | | | | | | 3,000.00 | Designated | | | | |
| Marilyn Davies College of Business | General Business, Marketing & Supply Chain | Lecturer | Daigle,Jamie | FT | 0 | 80 | 20 | 100 | 3 | | | | | | | | | 4 | 4 | 49,600.53 | Designated | | | | |
| Marilyn Davies College of Business | General Business, Marketing & Supply Chain | Lecturer | Davis,Tracy | FT | 0 | 20 | 80 | 100 | 2 | | | | | | | | | | 3 | | 118,413.84 | State/Designated/Gift | | | |
| Marilyn Davies College of Business | General Business, Marketing & Supply Chain | Lecturer | Jayasankar,Priya | FT | 0 | 80 | 20 | 100 | 5 | | | | | | | | | | 5 | | 51,165.96 | Designated | | | |
| Marilyn Davies College of Business | General Business, Marketing & Supply Chain | Professor | Strain,Charles | FT | 25 | 50 | 25 | 100 | 3 | | | | | | | | | | 4 | | 114,655.92 | State | | | |
| Marilyn Davies College of Business | General Business, Marketing & Supply Chain | Professor | Nealy,Chynette | FT | 25 | 50 | 25 | 100 | 3 | | | | | | | | | | | 3 | 103,982.76 | State | | | |
| Marilyn Davies College of Business | General Business, Marketing & Supply Chain | Professor | Stanberry,Kurt | FT | 25 | 50 | 25 | 100 | | | | | | | 2 | | | | 1 | 2 | 110,462.52 | State | | | |
| Marilyn Davies College of Business | General Business, Marketing & Supply Chain | Professor | Pointer,Lucille | FT | 25 | 50 | 25 | 100 | 3 | | | | | | | | | | | 3 | 124,114.68 | State | | | |
| Marilyn Davies College of Business | General Business, Marketing & Supply Chain | Professor | Usnick,Lee | FT | 25 | 50 | 25 | 100 | 4 | | | | | | | | | | | | 105,828.00 | State | | | |
| Marilyn Davies College of Business | General Business, Marketing & Supply Chain | Professor | Cao,Qing (Ray) | FT | 25 | 50 | 25 | 100 | | | | | | | 2 | | | | | 2 | 143,990.37 | State | | | |
| Marilyn Davies College of Business | General Business, Marketing & Supply Chain | Special Faculty | Ashe,Carolyn | PT | 0 | 100 | 0 | 100 | 2 | | | | | | | | | | | 2 | 53,487.96 | Designated | | | |
| Marilyn Davies College of Business | General Business, Marketing & Supply Chain | Visiting Faculty | Maldonado,David Jaime | FT | 0 | 80 | 20 | 100 | 1 | | | | | | | | | | | 2 | 82,431.00 | Designated | | | |
| Marilyn Davies College of Business | Graduate Business | Adjunct Faculty | Berryman,Paul Erick | PT | 0 | 100 | 0 | 100 | | | | | | | | | | | | 1 | 4,800.00 | Designated | | | |
| Marilyn Davies College of Business | Graduate Business | Adjunct Faculty | Botts,Eric | PT | 0 | 100 | 0 | 100 | | | | | | | | | | | | 1 | 4,500.00 | Designated | | | |
| Marilyn Davies College of Business | Graduate Business | Adjunct Faculty | Khatib,Nada I | PT | 0 | 100 | 0 | 100 | | | | | | | | | | | | 2 | 14,400.00 | Designated | | | |
| Marilyn Davies College of Business | Graduate Business | Adjunct Faculty | Ramirez,Jose R. | PT | 0 | 100 | 0 | 100 | | | | | | | | | | | | 1 | 4,500.00 | Designated | | | |
| Marilyn Davies College of Business | Graduate Business | Adjunct Faculty | Swailes,Ted Carl | PT | 0 | 100 | 0 | 100 | | | | | | | | | | | | 1 | 9,000.00 | Designated | | | |
| Marilyn Davies College of Business | Graduate Business | Adjunct Faculty | Winn II, Tom | PT | 0 | 100 | 0 | 100 | | | | | | | | | | | | 1 | 2,349.76 | Designated | | | |
| College of Humanities & Social Sciences | History, Humanities & Languages | Adjunct Faculty | Bohorquez,Carlos E | PT | 0 | 100 | 0 | 100 | 3 | | | | | | | | | | | 3 | 19,200.00 | Designated | | | |
| College of Humanities & Social Sciences | History, Humanities & Languages | Adjunct Faculty | Buie,David K | PT | 0 | 100 | 0 | 100 | 2 | | | | | | | | | | | 1 | 9,000.00 | Designated | | | |
| College of Humanities & Social Sciences | History, Humanities & Languages | Adjunct Faculty | Bunin,Matthew Jacob | PT | 0 | 100 | 0 | 100 | 2 | | | | | | | | | | | 2 | 15,000.00 | Designated | | | |
| College of Humanities & Social Sciences | History, Humanities & Languages | Adjunct Faculty | Eid,Christopher | PT | 0 | 100 | 0 | 100 | 2 | | | | | | | | | | | 2 | 12,400.00 | Designated | | | |
| College of Humanities & Social Sciences | History, Humanities & Languages | Adjunct Faculty | Greenfield,Peter | PT | 0 | 100 | 0 | 100 | 2 | | | | | | | | | | | 1 | 9,600.00 | Designated | | | |
| College of Humanities & Social Sciences | History, Humanities & Languages | Adjunct Faculty | LaMendola,Charles T | PT | 0 | 100 | 0 | 100 | 1 | | | | | | | | | | | 1 | 6,000.00 | Designated | | | |
| College of Humanities & Social Sciences | History, Humanities & Languages | Adjunct Faculty | Mares,Toya Trenice | PT | 0 | 100 | 0 | 100 | 1 | | | | | | | | | | | 1 | 6,000.00 | Designated | | | |
| College of Humanities & Social Sciences | History, Humanities & Languages | Adjunct Faculty | Nicholson-Preuss,Mari | PT | 0 | 100 | 0 | 100 | 1 | | | | | | | | | | | 1 | - | Designated | | | |
| College of Humanities & Social Sciences | History, Humanities & Languages | Adjunct Faculty | Olivares,Jaime | PT | 0 | 100 | 0 | 100 | 1 | | | | | | | | | | | | 3,200.00 | Designated | | | |
| College of Humanities & Social Sciences | History, Humanities & Languages | Adjunct Faculty | Pacious,Daniel Martin | PT | 0 | 100 | 0 | 100 | 2 | | | | | | | | | | | 1 | 9,000.00 | Designated | | | |
| College of Humanities & Social Sciences | History, Humanities & Languages | Adjunct Faculty | Parks,Jimmy | PT | 0 | 100 | 0 | 100 | 3 | | | | | | | | | | | | 9,600.00 | Designated | | | |
| College of Humanities & Social Sciences | History, Humanities & Languages | Adjunct Faculty | Postigo,Angela Marie | PT | 0 | 100 | 0 | 100 | 1 | | | | | | | | | | | 2 | 12,800.01 | Designated | | | |
| College of Humanities & Social Sciences | History, Humanities & Languages | Adjunct Faculty | Reyna,Sergio | PT | 0 | 100 | 0 | 100 | 2 | | | | | | | | | | | | 7,466.65 | Designated | | | |
| College of Humanities & Social Sciences | History, Humanities & Languages | Adjunct Faculty | Ross,James Travis | PT | 0 | 100 | 0 | 100 | 2 | | | | | | | | | | | | 2 | 12,000.00 | Designated | | |
| College of Humanities & Social Sciences | History, Humanities & Languages | Adjunct Faculty | Simper,Calvin | PT | 0 | 100 | 0 | 100 | 2 | | | | | | | | | | | | 2 | 12,000.00 | Designated | | |
| College of Humanities & Social Sciences | History, Humanities & Languages | Adjunct Faculty | Snider,Ashton R | PT | 0 | 100 | 0 | 100 | 3 | | | | | | | | | | | | 3 | 18,000.00 | Designated | | |
| College of Humanities & Social Sciences | History, Humanities & Languages | Adjunct Faculty | Tharp,Angela Gail | PT | 0 | 100 | 0 | 100 | 1 | | | | | | | | | | | | 2 | 9,600.00 | Designated | | |
| College of Humanities & Social Sciences | History, Humanities & Languages | Adjunct Faculty | Tierney,Robert Barkley | PT | 0 | 100 | 0 | 100 | 2 | | | | | | | | | | | | 3 | 16,000.00 | Designated | | |
| College of Humanities & Social Sciences | History, Humanities & Languages | Adjunct Faculty | Torres,Cristina | PT | 0 | 100 | 0 | 100 | 1 | | | | | | | | | | | | 2 | 12,000.00 | Designated | | |
| College of Humanities & Social Sciences | History, Humanities & Languages | Adjunct Faculty | Tsai,Chu Chao | PT | 0 | 100 | 0 | 100 | 2 | | | | | | | | | | | | 2 | 15,786.71 | Designated | | |
| College of Humanities & Social Sciences | History, Humanities & Languages | Adjunct Faculty | Turner,Albert Blythe | PT | 0 | 100 | 0 | 100 | | | | | | | | | | | | | 2 | 6,400.00 | Designated | | |
| College of Humanities & Social Sciences | History, Humanities & Languages | Adjunct Faculty | Vipond Quesada,Julie April | PT | 0 | 100 | 0 | 100 | 1 | | | | | | | | | | | | | 3,000.00 | Designated | | |
| College of Humanities & Social Sciences | History, Humanities & Languages | Adjunct Faculty | Wrobel-Best,Jolanta | PT | 0 | 100 | 0 | 100 | 3 | | | | | | | | | | | | 2 | 16,000.00 | Designated | | |
| College of Humanities & Social Sciences | History, Humanities & Languages | Assistant Professor | Chism,Jonathan Langston | FT | 25 | 50 | 25 | 100 | 4 | | | | | | | | | | | 3 | 60,510.24 | State | | | |
| College of Humanities & Social Sciences | History, Humanities & Languages | Assistant Professor | Salinas,Salvador | FT | 32 | 29 | 39 | 100 | 1 | | | | | | | | | | | | 3 | 61,259.28 | State | | |
| College of Humanities & Social Sciences | History, Humanities & Languages | Assistant Professor | Bielakowski,Alexander Magnus | FT | 25 | 50 | 25 | 100 | 3 | | | | | | | | | | | | 4 | 62,736.72 | State | | |
| College of Humanities & Social Sciences | History, Humanities & Languages | Associate Professor | Mandell,Paul B | FT | 25 | 36 | 39 | 100 | 2 | | | | | | | | | | | 1 | 2 | 65,945.16 | State | | |
| College of Humanities & Social Sciences | History, Humanities & Languages | Associate Professor | Allen,Austin L | FT | 25 | 50 | 25 | 100 | 4 | | | | | | | | | | | | 1 | 2 | 68,313.48 | State | |
| College of Humanities & Social Sciences | History, Humanities & Languages | Associate Professor | Nowak,William | FT | 25 | 36 | 39 | 100 | 3 | | | | | | | | | | | | 2 | | 68,520.60 | State | |
| College of Humanities & Social Sciences | History, Humanities & Languages | Associate Professor | Chiquillo,Raquel | FT | 25 | 50 | 25 | 100 | 3 | | | | | | | | | | | | | 3 | 68,361.72 | State | |
| College of Humanities & Social Sciences | History, Humanities & Languages | Associate Professor | Case,Theresa Ann | FT | 25 | 36 | 39 | 100 | 2 | | | | | | | | | | | | | 3 | 69,430.80 | State | |
| College of Humanities & Social Sciences | History, Humanities & Languages | Associate Professor | Pavelich,Andrew | FT | 25 | 29 | 46 | 100 | 2 | | | | | | | | | | | | 1 | | 71,313.12 | State | |
| College of Humanities & Social Sciences | History, Humanities & Languages | Associate Professor | Preuss,Gene | FT | 25 | 50 | 25 | 100 | 4 | | | | | | | | | | | | | 3 | 1 | 68,158.92 | State |
| College of Humanities & Social Sciences | History, Humanities & Languages | Associate Professor | Robertson,Vida | FT | 25 | 29 | 46 | 100 | 3 | | | | | | | | | | | | 1 | 1 | 1 | 96,318.12 | State |
| College of Humanities & Social Sciences | History, Humanities & Languages | Associate Professor | Gillette,Aaron Kenneth | FT | 25 | 50 | 25 | 100 | 3 | | | | | | | | | | | | | | | 65,094.72 | State |

| | | | | | | | | | | | | | | | | | | |
|---|--|---------------------------|------------------------------|----|----|-----|----|-----|---|---|---|--|---|---|---|---|------------|------------------|
| College of Humanities & Social Sciences | History, Humanities & Languages | Associate Professor | Elkholy,Sharin | FT | 25 | 50 | 25 | 100 | 3 | | | | | 4 | | | 63,739.71 | State |
| College of Humanities & Social Sciences | History, Humanities & Languages | Associate Professor | Romero Jr,Reynaldo | FT | 25 | 36 | 39 | 100 | 3 | 2 | | | | 2 | 1 | | 67,628.16 | State |
| College of Humanities & Social Sciences | History, Humanities & Languages | Associate Professor | Lucero,Bonnie Adorno | FT | 25 | 21 | 54 | 100 | 1 | | | | | 1 | | 1 | 88,928.04 | State/Designated |
| College of Humanities & Social Sciences | History, Humanities & Languages | Lecturer/Prog Dir BSIS | Hovsepian,Melissa | FT | 0 | 60 | 40 | 100 | 1 | 2 | | | | | 2 | | 83,659.08 | State |
| College of Humanities & Social Sciences | History, Humanities & Languages | Lecturer | Lopez,Nancy | FT | 0 | 100 | 0 | 100 | 7 | | | | | 5 | | | 51,981.48 | State |
| College of Humanities & Social Sciences | History, Humanities & Languages | Lecturer | Whitman,Norman Lee | FT | 0 | 100 | 0 | 100 | 5 | | | | | 5 | | | 44,103.84 | State |
| College of Humanities & Social Sciences | History, Humanities & Languages | Lecturer | DeJesus,Albert | FT | 0 | 60 | 40 | 100 | 4 | | | | | 3 | | | 44,248.59 | State |
| College of Humanities & Social Sciences | History, Humanities & Languages | Lecturer | Davey,Joseph Miles | FT | 0 | 100 | 0 | 100 | 7 | | | | | 5 | | | 44,103.96 | State |
| College of Humanities & Social Sciences | History, Humanities & Languages | Professor | Alvarez,Jose' E. | FT | 25 | 50 | 25 | 100 | 3 | | | | | 2 | | | 84,704.88 | State |
| College of Humanities & Social Sciences | History, Humanities & Languages | Professor | Hagen,L Kirk | FT | 25 | 50 | 25 | 100 | 5 | | | | | 4 | | | 85,767.94 | State |
| College of Humanities & Social Sciences | History, Humanities & Languages | Professor/Assoc Dean | Ryden,David Beck | FT | 0 | 14 | 86 | 100 | | | | | 1 | 1 | | | 95,355.96 | Designated |
| College of Humanities & Social Sciences | History, Humanities & Languages | Professor/Chair | Jackson,Jeffrey M. | FT | 25 | 21 | 54 | 100 | 2 | 1 | | | | | | | 113,762.64 | State |
| College of Humanities & Social Sciences | History, Humanities & Languages | Professor | Westfall,Joseph | FT | 32 | 36 | 32 | 100 | 3 | 1 | | | | 2 | | | 79,290.48 | State |
| College of Humanities & Social Sciences | History, Humanities & Languages | Professor | Cueva,Edmund Paul | FT | 25 | 50 | 25 | 100 | 5 | | | | | 4 | | | 94,184.40 | State |
| Marilyn Davies College of Business | Management & Insurance Risk Management | Adjunct Faculty | Cedillos Jr, Cesar M. | PT | 0 | 100 | 0 | 100 | | | | | | | 2 | | 6,275.00 | Designated |
| Marilyn Davies College of Business | Management & Insurance Risk Management | Adjunct Faculty | Cox,Roxanne Renee | PT | 0 | 100 | 0 | 100 | | 1 | | | | | 1 | | 8,000.00 | Designated |
| Marilyn Davies College of Business | Management & Insurance Risk Management | Adjunct Faculty | Drake,Brian Jeffrey | PT | 0 | 100 | 0 | 100 | 2 | | | | | 2 | | | 12,000.00 | Designated |
| Marilyn Davies College of Business | Management & Insurance Risk Management | Adjunct Faculty | Gadd,Silas Sanford | PT | 0 | 100 | 0 | 100 | | 4 | | | | | | 4 | 33,650.00 | Designated |
| Marilyn Davies College of Business | Management & Insurance Risk Management | Adjunct Faculty | Goodwin,Latrisha F. | PT | 0 | 100 | 0 | 100 | | | | | | 1 | | | 3,000.00 | Designated |
| Marilyn Davies College of Business | Management & Insurance Risk Management | Adjunct Faculty | Halterman,Steve L | PT | 0 | 100 | 0 | 100 | 1 | | | | | 2 | | | 9,000.00 | Designated |
| Marilyn Davies College of Business | Management & Insurance Risk Management | Adjunct Faculty | Irabor,Robert E | PT | 0 | 100 | 0 | 100 | 4 | | | | | | | | 9,600.00 | Designated |
| Marilyn Davies College of Business | Management & Insurance Risk Management | Adjunct Faculty | Javidinejad,Mehdi | PT | 0 | 100 | 0 | 100 | | | | | | 1 | | | 3,000.00 | Designated |
| Marilyn Davies College of Business | Management & Insurance Risk Management | Adjunct Faculty | Keedy,Elias | PT | 0 | 100 | 0 | 100 | 2 | | 1 | | | 2 | | 1 | 20,250.00 | Designated |
| Marilyn Davies College of Business | Management & Insurance Risk Management | Adjunct Faculty | Khaleghian,Farzin | PT | 0 | 100 | 0 | 100 | 1 | | | | | 3 | | | 12,000.00 | Designated |
| Marilyn Davies College of Business | Management & Insurance Risk Management | Adjunct Faculty | Lamb-Morrison,Djuana | PT | 0 | 100 | 0 | 100 | 1 | | | | | | | | 3,000.00 | Designated |
| Marilyn Davies College of Business | Management & Insurance Risk Management | Adjunct Faculty | Latheef,Iqbal | PT | 0 | 100 | 0 | 100 | | | 2 | | | | | | 7,900.00 | Designated |
| Marilyn Davies College of Business | Management & Insurance Risk Management | Adjunct Faculty | Lee,Lori Michele | PT | 0 | 100 | 0 | 100 | 2 | | | | | 2 | | | 12,000.00 | Designated |
| Marilyn Davies College of Business | Management & Insurance Risk Management | Adjunct Faculty | Lopez,Thomas Jason | PT | 0 | 100 | 0 | 100 | 1 | | | | | 1 | | | 6,000.00 | Designated |
| Marilyn Davies College of Business | Management & Insurance Risk Management | Adjunct Faculty | Ramirez,Lori Ann | PT | 0 | 100 | 0 | 100 | 1 | | | | | 4 | | | 15,000.00 | Designated |
| Marilyn Davies College of Business | Management & Insurance Risk Management | Adjunct Faculty | Reyes,Denise Lucia Matilde | PT | 0 | 100 | 0 | 100 | 1 | | | | | 1 | | | 6,000.00 | Designated |
| Marilyn Davies College of Business | Management & Insurance Risk Management | Adjunct Faculty | Robinson,Demetria | PT | 0 | 100 | 0 | 100 | 2 | | | | | 2 | | | 12,000.00 | Designated |
| Marilyn Davies College of Business | Management & Insurance Risk Management | Adjunct Faculty | Rogers,Tolulope Abimbola | PT | 0 | 100 | 0 | 100 | 4 | | | | | 4 | | | 24,000.00 | Designated |
| Marilyn Davies College of Business | Management & Insurance Risk Management | Adjunct Faculty | Sherif,Dalia M | PT | 0 | 100 | 0 | 100 | 2 | | | | | 2 | | | 12,800.00 | Designated |
| Marilyn Davies College of Business | Management & Insurance Risk Management | Adjunct Faculty | Siddiqi,Muddassar | PT | 0 | 100 | 0 | 100 | | | 1 | | | | | 2 | 14,625.00 | Designated |
| Marilyn Davies College of Business | Management & Insurance Risk Management | Adjunct Faculty | Simmons,Stephanie | PT | 0 | 100 | 0 | 100 | | | 1 | | | | | | 4,800.00 | Designated |
| Marilyn Davies College of Business | Management & Insurance Risk Management | Adjunct Faculty | Smith,Caroline Marie | PT | 0 | 100 | 0 | 100 | 2 | | | | | 2 | | | 12,000.00 | Designated |
| Marilyn Davies College of Business | Management & Insurance Risk Management | Adjunct Faculty | Theriot,Karen | PT | 0 | 100 | 0 | 100 | 1 | | | | | | | | 3,000.00 | Designated |
| Marilyn Davies College of Business | Management & Insurance Risk Management | Assistant Professor | TeDuits,Douglas J. | FT | 32 | 43 | 25 | 100 | | | 2 | | | | | 2 | 112,305.96 | State |
| Marilyn Davies College of Business | Management & Insurance Risk Management | Assistant Professor | McKee,Rob Austin | FT | 32 | 43 | 25 | 100 | | | 3 | | | | | 3 | 108,221.13 | Designated |
| Marilyn Davies College of Business | Management & Insurance Risk Management | Assistant Professor | Latheef,Zahir | FT | 32 | 36 | 32 | 100 | 1 | | 1 | | | 1 | | 1 | 109,409.04 | State |
| Marilyn Davies College of Business | Management & Insurance Risk Management | Assistant Professor | TenBrink,Candace | FT | 53 | 22 | 25 | 100 | 2 | | 1 | | | | | | 112,271.76 | State |
| Marilyn Davies College of Business | Management & Insurance Risk Management | Assistant Professor | Nittrouer,Christine L | FT | 32 | 43 | 25 | 100 | 3 | | | | | 3 | | | 105,000.00 | State |
| Marilyn Davies College of Business | Management & Insurance Risk Management | Assistant Professor | Neale,Nathan Robert | FT | 32 | 43 | 25 | 100 | 1 | | 3 | | | | | 2 | 107,696.88 | State |
| Marilyn Davies College of Business | Management & Insurance Risk Management | Assistant Professor | Canedo,Julio | FT | 25 | 50 | 25 | 100 | 3 | 1 | | | | 3 | | | 110,173.77 | State |
| Marilyn Davies College of Business | Management & Insurance Risk Management | Associate Professor | Epstein,David | FT | 32 | 43 | 25 | 100 | | | 4 | | | | | 2 | 105,685.65 | State |
| Marilyn Davies College of Business | Management & Insurance Risk Management | Associate Professor/Chair | Waples PhD,Ethan Paul | FT | 25 | 21 | 54 | 100 | | 1 | 2 | | | | | | 161,710.20 | State |
| Marilyn Davies College of Business | Management & Insurance Risk Management | Associate Professor | Morgan,Whitney Botsford | FT | 32 | 26 | 42 | 100 | 2 | | | | | | | 1 | 124,329.00 | State |
| Marilyn Davies College of Business | Management & Insurance Risk Management | Associate Professor | Wang,Yingchun | FT | 32 | 43 | 25 | 100 | 2 | | 1 | | | 2 | | 1 | 105,882.66 | State |
| Marilyn Davies College of Business | Management & Insurance Risk Management | Associate Professor | Hurley,Pamela Rachel | FT | 32 | 36 | 32 | 100 | 3 | | | | | 2 | | | 119,201.76 | State |
| Marilyn Davies College of Business | Management & Insurance Risk Management | Associate Professor | Pore,Anand | FT | 25 | 50 | 25 | 100 | 1 | | 4 | | | 2 | | | 119,671.08 | State |
| Marilyn Davies College of Business | Management & Insurance Risk Management | Lecturer | Tannous,Steven S | FT | 0 | 100 | 0 | 100 | 4 | | | | | 6 | | | 54,347.00 | State |
| Marilyn Davies College of Business | Management & Insurance Risk Management | Lecturer | Oehler,Priscilla Faye | FT | 0 | 80 | 20 | 100 | 1 | 1 | | | | 1 | 2 | | 125,000.04 | State/Designated |
| Marilyn Davies College of Business | Management & Insurance Risk Management | Professor | Coy,Steven | FT | 25 | 50 | 25 | 100 | 3 | | | | | 3 | | 1 | 121,946.64 | State |
| Marilyn Davies College of Business | Management & Insurance Risk Management | Professor | Gupta,Omprakash | FT | 32 | 29 | 39 | 100 | 1 | | 1 | | | 2 | | | 112,713.93 | State |
| Marilyn Davies College of Business | Management & Insurance Risk Management | Professor | Barksdale,Kevin | FT | 32 | 29 | 39 | 100 | | | 1 | | | | | 3 | 114,628.56 | State |
| Marilyn Davies College of Business | Management & Insurance Risk Management | Special Faculty | Shiple, Margaret F | PT | 0 | 100 | 0 | 100 | | | 2 | | | | | 2 | 60,581.79 | Designated |
| Marilyn Davies College of Business | Management & Insurance Risk Management | Visiting Faculty | Nayebpour,Mohamad R | FT | 20 | 80 | 0 | 100 | 4 | | 1 | | | 3 | 1 | 1 | 83,274.03 | Designated |
| Marilyn Davies College of Business | Management & Insurance Risk Management | Visiting Faculty | Angert,Cory | FT | 20 | 80 | 0 | 100 | 4 | | | | | 4 | | | 83,428.47 | Designated |
| Marilyn Davies College of Business | Management & Insurance Risk Management | Visiting Faculty | Zargarzadeh,Mohammad Amin | FT | 20 | 80 | 0 | 100 | 3 | | 1 | | | 4 | | | 91,999.98 | Designated |
| Marilyn Davies College of Business | Management & Insurance Risk Management | Visiting Faculty | Robinson Jr,Robert Mc Collum | FT | 20 | 80 | 0 | 100 | 1 | | 2 | | | 3 | | 1 | 90,000.00 | Designated |
| College of Sciences & Technology | Mathematics & Statistics | Adjunct Faculty | Campbell,Lea | PT | 0 | 100 | 0 | 100 | 1 | | | | | 2 | | | 9,600.00 | Designated |
| College of Sciences & Technology | Mathematics & Statistics | Adjunct Faculty | Chen,Samuel | PT | 0 | 100 | 0 | 100 | 2 | | | | | 2 | | | 12,000.00 | Designated |
| College of Sciences & Technology | Mathematics & Statistics | Adjunct Faculty | Douglas,Jamal | PT | 0 | 100 | 0 | 100 | 2 | | | | | 1 | | | 11,442.41 | Designated |

| | | | | | | | | | | | | | | | | | | |
|----------------------------------|--------------------------|----------------------|-----------------------------|----|----|-----|----|-----|---|--|--|---|---|---|--|--|------------|------------------|
| College of Sciences & Technology | Mathematics & Statistics | Adjunct Faculty | Dozier, John L | PT | 0 | 100 | 0 | 100 | 2 | | | | | | | | 19,200.00 | Designated |
| College of Sciences & Technology | Mathematics & Statistics | Adjunct Faculty | Gamez, Jose J. | PT | 0 | 100 | 0 | 100 | 1 | | | | | | | | 3,000.00 | Designated |
| College of Sciences & Technology | Mathematics & Statistics | Adjunct Faculty | Grimm, Henry James | PT | 0 | 100 | 0 | 100 | 1 | | | | | | | | 8,242.41 | Designated |
| College of Sciences & Technology | Mathematics & Statistics | Adjunct Faculty | Heydari, Fariborz | PT | 0 | 100 | 0 | 100 | 2 | | | | | | | | 21,599.99 | Designated |
| College of Sciences & Technology | Mathematics & Statistics | Adjunct Faculty | Idlebird, Joe | PT | 0 | 100 | 0 | 100 | 2 | | | | | | | | 12,000.00 | Designated |
| College of Sciences & Technology | Mathematics & Statistics | Adjunct Faculty | Lazo Esq, Iride V | PT | 0 | 100 | 0 | 100 | 2 | | | | | | | | 26,000.00 | Designated |
| College of Sciences & Technology | Mathematics & Statistics | Adjunct Faculty | Lea, Robert N | PT | 0 | 100 | 0 | 100 | 2 | | | | | | | | 19,200.00 | Designated |
| College of Sciences & Technology | Mathematics & Statistics | Adjunct Faculty | Muire, Katharine Larsen | PT | 0 | 100 | 0 | 100 | 3 | | | | | | | | 19,500.00 | Designated |
| College of Sciences & Technology | Mathematics & Statistics | Adjunct Faculty | Nguyen, Hien | PT | 0 | 100 | 0 | 100 | 1 | | | | | | | | 6,000.00 | Designated |
| College of Sciences & Technology | Mathematics & Statistics | Adjunct Faculty | Porterfield, Mike | PT | 0 | 100 | 0 | 100 | 3 | | | | | | | | 23,000.00 | Designated |
| College of Sciences & Technology | Mathematics & Statistics | Adjunct Faculty | Sever, Timor Alexandre | PT | 0 | 100 | 0 | 100 | 1 | | | | | | | | 5,000.00 | Designated |
| College of Sciences & Technology | Mathematics & Statistics | Adjunct Faculty | Simon, Shannon Michael | PT | 0 | 100 | 0 | 100 | 1 | | | | | | | | 3,000.00 | Designated |
| College of Sciences & Technology | Mathematics & Statistics | Adjunct Faculty | Smalley, Richard G | PT | 0 | 100 | 0 | 100 | 3 | | | | | | | | 18,000.00 | Designated |
| College of Sciences & Technology | Mathematics & Statistics | Adjunct Faculty | Solomon, Frankie T | PT | 0 | 100 | 0 | 100 | 2 | | | | | | | | 9,386.34 | Designated |
| College of Sciences & Technology | Mathematics & Statistics | Adjunct Faculty | Thomas, Leonard F | PT | 0 | 100 | 0 | 100 | 2 | | | | | | | | 12,000.00 | Designated |
| College of Sciences & Technology | Mathematics & Statistics | Adjunct Faculty | Watts, Courtney Chayana | PT | 0 | 100 | 0 | 100 | 1 | | | | | | | | 9,000.00 | Designated |
| College of Sciences & Technology | Mathematics & Statistics | Adjunct Faculty | Yang, Edward | PT | 0 | 100 | 0 | 100 | 1 | | | | | | | | 3,000.00 | Designated |
| College of Sciences & Technology | Mathematics & Statistics | Assistant Professor | Davila, Randy Ryan | FT | 25 | 50 | 25 | 100 | 4 | | | | | | | | 63,000.00 | State |
| College of Sciences & Technology | Mathematics & Statistics | Assistant Professor | King, J Patrick | FT | 25 | 50 | 25 | 100 | 1 | | | 2 | 1 | 2 | | | 76,960.92 | State |
| College of Sciences & Technology | Mathematics & Statistics | Assistant Professor | Nganou PhD, Jean B | FT | 25 | 50 | 25 | 100 | 4 | | | | | | | | 61,678.56 | State |
| College of Sciences & Technology | Mathematics & Statistics | Assistant Professor | Garza, Cesar Arturo | FT | 25 | 50 | 25 | 100 | 3 | | | 1 | | | | | 60,894.24 | State |
| College of Sciences & Technology | Mathematics & Statistics | Assistant Professor | Shoemaker, Katherine Ann | FT | 25 | 50 | 25 | 100 | 1 | | | 1 | | | | | 69,999.96 | State |
| College of Sciences & Technology | Mathematics & Statistics | Associate Professor | Zafiris, Vasilis | FT | 25 | 50 | 25 | 100 | 4 | | | | | | | | 71,471.52 | State |
| College of Sciences & Technology | Mathematics & Statistics | Associate Professor | Chan, Youn-Sha | FT | 25 | 50 | 25 | 100 | 3 | | | | | | | | 70,526.97 | State |
| College of Sciences & Technology | Mathematics & Statistics | Associate Professor | Tecarro, Edwin | FT | 25 | 50 | 25 | 100 | 3 | | | | | | | | 69,346.71 | State |
| College of Sciences & Technology | Mathematics & Statistics | Associate Professor | Redl, Timothy A. | FT | 25 | 50 | 25 | 100 | 5 | | | | | | | | 73,272.12 | State |
| College of Sciences & Technology | Mathematics & Statistics | Associate Professor | Quander, Rebecca R | FT | 25 | 50 | 25 | 100 | 5 | | | | | | | | 70,871.52 | State |
| College of Sciences & Technology | Mathematics & Statistics | Associate Professor | Koshkin, Sergiy | FT | 25 | 50 | 25 | 100 | 3 | | | | | | | | 70,235.88 | State |
| College of Sciences & Technology | Mathematics & Statistics | Associate Professor | Mhoon, Kendra Brown | FT | 25 | 50 | 25 | 100 | 3 | | | 1 | 1 | 2 | | | 67,334.04 | State |
| College of Sciences & Technology | Mathematics & Statistics | Associate Professor | Cahoy, Dexter | FT | 25 | 50 | 25 | 100 | 2 | | | 1 | 1 | 3 | | | 80,180.46 | State |
| College of Sciences & Technology | Mathematics & Statistics | Lecturer | Hallaway, Joyce G. | FT | 0 | 100 | 0 | 100 | 3 | | | | | | | | 35,585.52 | State/Designated |
| College of Sciences & Technology | Mathematics & Statistics | Lecturer | Abbott, Kevin | FT | 0 | 100 | 0 | 100 | 5 | | | | | | | | 54,999.99 | State |
| College of Sciences & Technology | Mathematics & Statistics | Lecturer | Ban, Xinyu Li | FT | 0 | 100 | 0 | 100 | 4 | | | | | | | | 45,999.96 | State |
| College of Sciences & Technology | Mathematics & Statistics | Lecturer | Beane, Susan Lea | FT | 0 | 100 | 0 | 100 | 6 | | | | | | | | 50,527.08 | State |
| College of Sciences & Technology | Mathematics & Statistics | Lecturer | Blumberg, Bonnie G | FT | 0 | 100 | 0 | 100 | 5 | | | | | | | | 51,719.52 | State |
| College of Sciences & Technology | Mathematics & Statistics | Lecturer | Gad, Sangeeta | FT | 0 | 20 | 80 | 100 | 1 | | | | | | | | 61,640.91 | State |
| College of Sciences & Technology | Mathematics & Statistics | Lecturer | John, Benny | FT | 0 | 100 | 0 | 100 | 6 | | | | | | | | 48,980.97 | State |
| College of Sciences & Technology | Mathematics & Statistics | Lecturer | Morales, Rebecca Garcia | FT | 0 | 100 | 0 | 100 | 5 | | | | | | | | 52,989.72 | State |
| College of Sciences & Technology | Mathematics & Statistics | Lecturer | Nakamura, Mitsue | FT | 0 | 80 | 20 | 100 | 5 | | | | | | | | 63,020.16 | State |
| College of Sciences & Technology | Mathematics & Statistics | Lecturer | Nguyen, Ha | FT | 0 | 100 | 0 | 100 | 5 | | | 1 | | | | | 47,030.76 | State |
| College of Sciences & Technology | Mathematics & Statistics | Lecturer | Nguyen, Thu | FT | 0 | 100 | 0 | 100 | 6 | | | | | | | | 44,659.68 | State |
| College of Sciences & Technology | Mathematics & Statistics | Lecturer | Nguyen, Vien Quang | FT | 0 | 100 | 0 | 100 | 5 | | | | | | | | 52,999.20 | State |
| College of Sciences & Technology | Mathematics & Statistics | Lecturer | Simmons, Anna Rosenthal | FT | 0 | 100 | 0 | 100 | 5 | | | | | | | | 57,176.76 | State |
| College of Sciences & Technology | Mathematics & Statistics | Professor | London, Steve | FT | 25 | 50 | 25 | 100 | 3 | | | 3 | | | | | 92,949.72 | State |
| College of Sciences & Technology | Mathematics & Statistics | Professor/Chair | Pepper, Ryan D | FT | 32 | 29 | 39 | 100 | 2 | | | | | | | | 119,752.08 | State |
| College of Sciences & Technology | Mathematics & Statistics | Professor | Waller, William Alfred | FT | 25 | 50 | 25 | 100 | 3 | | | | | | | | 97,251.84 | State |
| College of Sciences & Technology | Mathematics & Statistics | Professor/Assoc Dean | Trevino DeLaVina, Ermelinda | FT | 0 | 21 | 79 | 100 | | | | | 1 | | | | 108,834.96 | Designated |
| College of Sciences & Technology | Mathematics & Statistics | Professor | Xie, Shishen | FT | 25 | 50 | 25 | 100 | 4 | | | | | | | | 89,390.34 | State |
| College of Sciences & Technology | Mathematics & Statistics | Professor | Becerra, Linda | FT | 25 | 50 | 25 | 100 | 3 | | | | | | | | 91,654.74 | State |
| College of Sciences & Technology | Mathematics & Statistics | Professor | Simeonov, Plamen | FT | 25 | 50 | 25 | 100 | 4 | | | | | | | | 88,372.16 | State |
| College of Sciences & Technology | Mathematics & Statistics | Professor | Yoon, Jeong-Mi | FT | 25 | 50 | 25 | 100 | 4 | | | | | | | | 82,659.72 | State |
| College of Sciences & Technology | Mathematics & Statistics | Professor | Jegdic, Katarina | FT | 25 | 50 | 25 | 100 | 4 | | | 1 | | | | | 82,765.89 | State |
| College of Sciences & Technology | Natural Sciences | Adjunct Faculty | Abraham, Godly M. | PT | 0 | 100 | 0 | 100 | | | | | | | | | 2,000.73 | Designated |
| College of Sciences & Technology | Natural Sciences | Adjunct Faculty | Ahmadov, Ramil Surhay | PT | 0 | 100 | 0 | 100 | | | | | | | | | 6,400.00 | Designated |
| College of Sciences & Technology | Natural Sciences | Adjunct Faculty | Aurisano, Richard W. | PT | 0 | 100 | 0 | 100 | 2 | | | | | | | | 6,400.00 | Designated |
| College of Sciences & Technology | Natural Sciences | Adjunct Faculty | Bedi, Supinder Sing | PT | 0 | 100 | 0 | 100 | 1 | | | | | | | | 3,200.00 | Designated |
| College of Sciences & Technology | Natural Sciences | Adjunct Faculty | Berger Jr, Brian James | PT | 0 | 100 | 0 | 100 | 2 | | | | | | | | 4,000.00 | Designated |
| College of Sciences & Technology | Natural Sciences | Adjunct Faculty | Bouhoutsos-Brown, Elene | PT | 0 | 100 | 0 | 100 | 3 | | | | | | | | 4,800.00 | Designated |
| College of Sciences & Technology | Natural Sciences | Adjunct Faculty | Dang, Bachlien | PT | 0 | 100 | 0 | 100 | 3 | | | | | | | | 12,800.00 | Designated |
| College of Sciences & Technology | Natural Sciences | Adjunct Faculty | Das, Nina | PT | 0 | 100 | 0 | 100 | 4 | | | | | | | | 18,000.00 | Designated |
| College of Sciences & Technology | Natural Sciences | Adjunct Faculty | Esmaeiliyan, Mehdi | PT | 0 | 100 | 0 | 100 | 1 | | | | | | | | 6,000.00 | Designated |
| College of Sciences & Technology | Natural Sciences | Adjunct Faculty | Fan, Yubo | PT | 0 | 100 | 0 | 100 | 2 | | | | | | | | 6,400.00 | Designated |
| College of Sciences & Technology | Natural Sciences | Adjunct Faculty | Gandhi, Jateen Shantilal | PT | 0 | 100 | 0 | 100 | 4 | | | | | | | | 13,866.70 | Designated |

| | | | | | | | | | | | | | | | | | | |
|---|------------------|-----------------|-----------------------------|----|----|-----|----|-----|---|---|---|--|---|---|---|---|------------|------------------|
| College of Sciences & Technology | Natural Sciences | Lecturer | Qavi,Hamida | FT | 0 | 100 | 0 | 100 | 4 | 2 | | | 5 | 2 | | | 50,032.56 | State |
| College of Sciences & Technology | Natural Sciences | Lecturer | Saha,Sanghamitra | FT | 0 | 100 | 0 | 100 | 5 | | | | 7 | 1 | | | 47,613.69 | State |
| College of Sciences & Technology | Natural Sciences | Lecturer | Sartain,Heather Novell | FT | 0 | 100 | 0 | 100 | 3 | | | | 4 | | | | 23,625.00 | State |
| College of Sciences & Technology | Natural Sciences | Lecturer | Sen,Sam | FT | 0 | 100 | 0 | 100 | 4 | | | | 4 | | | | 46,269.81 | State |
| College of Sciences & Technology | Natural Sciences | Lecturer | Singh,Ajay Kumar | FT | 0 | 100 | 0 | 100 | 7 | | | | 5 | | | | 52,076.07 | State |
| College of Sciences & Technology | Natural Sciences | Lecturer | Standlee,Courtney R | FT | 0 | 100 | 0 | 100 | 5 | | | | 5 | | | | 50,000.04 | State |
| College of Sciences & Technology | Natural Sciences | Lecturer | Sterna,Larry L | FT | 0 | 100 | 0 | 100 | 5 | | | | 5 | | | | 57,809.34 | State |
| College of Sciences & Technology | Natural Sciences | Professor | Johnson,Jerry E | FT | 0 | 7 | 93 | 100 | 2 | | | | | | | | 138,375.00 | State/Designated |
| College of Sciences & Technology | Natural Sciences | Professor | Morano,Lisa Deane | FT | 25 | 50 | 25 | 100 | 3 | 2 | | | 3 | 1 | | | 86,741.16 | State |
| College of Sciences & Technology | Natural Sciences | Professor | Grebowicz,Janusz | FT | 25 | 50 | 25 | 100 | 4 | | | | 5 | 1 | | | 76,219.20 | State |
| College of Sciences & Technology | Natural Sciences | Special Faculty | Smith,Penny A M | PT | 0 | 100 | 0 | 100 | 3 | | | | 2 | | | | 21,145.50 | Designated |
| College of Humanities & Social Sciences | Social Sciences | Adjunct Faculty | Adossi,Nancy | PT | 0 | 100 | 0 | 100 | 4 | | | | 3 | | | | 21,000.00 | Designated |
| College of Humanities & Social Sciences | Social Sciences | Adjunct Faculty | Aiyer,Jay Kumar | PT | 0 | 100 | 0 | 100 | 2 | | | | 2 | | | | 6,400.00 | Designated |
| College of Humanities & Social Sciences | Social Sciences | Adjunct Faculty | Altamirano,Janet L. | PT | 0 | 100 | 0 | 100 | 2 | | | | 2 | | | | 12,000.00 | Designated |
| College of Humanities & Social Sciences | Social Sciences | Adjunct Faculty | Antenangeli,Leonardo | PT | 0 | 100 | 0 | 100 | 2 | | | | 2 | | | | 12,800.00 | Designated |
| College of Humanities & Social Sciences | Social Sciences | Adjunct Faculty | Auburn,Pamela | PT | 0 | 100 | 0 | 100 | 2 | | | | 2 | | | | 12,800.00 | Designated |
| College of Humanities & Social Sciences | Social Sciences | Adjunct Faculty | Azubiike,Eric E. | PT | 0 | 100 | 0 | 100 | 1 | | | | 2 | | | | 9,600.00 | Designated |
| College of Humanities & Social Sciences | Social Sciences | Adjunct Faculty | Bachman,Christine | PT | 0 | 100 | 0 | 100 | 4 | 1 | | | 3 | | | | 12,800.00 | Designated |
| College of Humanities & Social Sciences | Social Sciences | Adjunct Faculty | Baly,Jacqueline Joyce | PT | 0 | 100 | 0 | 100 | 4 | | | | 3 | | | | 21,000.00 | Designated |
| College of Humanities & Social Sciences | Social Sciences | Adjunct Faculty | Bivins,Matiko I | PT | 0 | 100 | 0 | 100 | 1 | | | | 1 | | | | 6,400.00 | Designated |
| College of Humanities & Social Sciences | Social Sciences | Adjunct Faculty | Bloomquist,Lauren | PT | 0 | 100 | 0 | 100 | 3 | | | | 3 | | | | 18,000.00 | Designated |
| College of Humanities & Social Sciences | Social Sciences | Adjunct Faculty | Boveland,Pamela Jae | PT | 0 | 100 | 0 | 100 | 1 | | | | 2 | | | | 9,600.00 | Designated |
| College of Humanities & Social Sciences | Social Sciences | Adjunct Faculty | Cantalamesa,Elizabeth Amber | PT | 0 | 100 | 0 | 100 | 3 | | | | 3 | | | | 18,000.00 | Designated |
| College of Humanities & Social Sciences | Social Sciences | Adjunct Faculty | Cantu,Aleha Buffaloe | PT | 0 | 100 | 0 | 100 | 4 | | | | 4 | | | | 25,600.00 | Designated |
| College of Humanities & Social Sciences | Social Sciences | Adjunct Faculty | Chatman,Timberlin Monique | PT | 0 | 100 | 0 | 100 | 1 | | | | 2 | | | | 9,600.00 | Designated |
| College of Humanities & Social Sciences | Social Sciences | Adjunct Faculty | Chrishon Phd,Paula M. | PT | 0 | 100 | 0 | 100 | 1 | | | | 2 | | | | 9,600.00 | Designated |
| College of Humanities & Social Sciences | Social Sciences | Adjunct Faculty | Colbert,Cynthia Nunes | PT | 0 | 100 | 0 | 100 | | | 1 | | | | | 1 | 9,000.00 | Designated |
| College of Humanities & Social Sciences | Social Sciences | Adjunct Faculty | Cross,Renee D | PT | 0 | 100 | 0 | 100 | 1 | | | | | | | | 3,000.00 | Designated |
| College of Humanities & Social Sciences | Social Sciences | Adjunct Faculty | Elsayegh,Nisreen | PT | 0 | 100 | 0 | 100 | 4 | | | | 2 | | | | 18,000.00 | Designated |
| College of Humanities & Social Sciences | Social Sciences | Adjunct Faculty | Farah,Elena | PT | 0 | 100 | 0 | 100 | | | 1 | | | | | | 4,800.00 | Designated |
| College of Humanities & Social Sciences | Social Sciences | Adjunct Faculty | Fonge,Michael | PT | 0 | 100 | 0 | 100 | 1 | | | | 2 | | | | 9,600.00 | Designated |
| College of Humanities & Social Sciences | Social Sciences | Adjunct Faculty | Goldberg,Ruth Ellen | PT | 0 | 100 | 0 | 100 | 2 | | | | 2 | | | | 12,000.00 | Designated |
| College of Humanities & Social Sciences | Social Sciences | Adjunct Faculty | Gonzalez-Diaz,Jessica A | PT | 0 | 100 | 0 | 100 | 1 | | | | | | | | 3,200.00 | Designated |
| College of Humanities & Social Sciences | Social Sciences | Adjunct Faculty | Greene,Brian | PT | 0 | 100 | 0 | 100 | | | 1 | | | | | 1 | 13,500.00 | Designated |
| College of Humanities & Social Sciences | Social Sciences | Adjunct Faculty | Hackett,Justin David | PT | 0 | 100 | 0 | 100 | 2 | | | | 3 | | | | 16,000.00 | Designated |
| College of Humanities & Social Sciences | Social Sciences | Adjunct Faculty | Heinrich,Sarah V. | PT | 0 | 100 | 0 | 100 | 1 | | | | 1 | | | | 6,000.00 | Designated |
| College of Humanities & Social Sciences | Social Sciences | Adjunct Faculty | Henceroth,Mallori Michelle | PT | 0 | 100 | 0 | 100 | 4 | | | | 4 | | | | 24,000.00 | Designated |
| College of Humanities & Social Sciences | Social Sciences | Adjunct Faculty | Hiebeler,Diana Lee Henney | PT | 0 | 100 | 0 | 100 | 1 | | | | 3 | | | | 12,000.00 | Designated |
| College of Humanities & Social Sciences | Social Sciences | Adjunct Faculty | Livesey,Laura | PT | 0 | 100 | 0 | 100 | | | | | 3 | | | | 9,000.00 | Designated |
| College of Humanities & Social Sciences | Social Sciences | Adjunct Faculty | Maldonado,V. Arrow | PT | 0 | 100 | 0 | 100 | 3 | | | | 3 | | | | 18,000.00 | Designated |
| College of Humanities & Social Sciences | Social Sciences | Adjunct Faculty | Mallams,Sarah Arlene | PT | 0 | 100 | 0 | 100 | 1 | | | | 2 | | | | 9,000.00 | Designated |
| College of Humanities & Social Sciences | Social Sciences | Adjunct Faculty | Manh,Kim | PT | 0 | 100 | 0 | 100 | | | | | 1 | | | | 3,000.00 | Designated |
| College of Humanities & Social Sciences | Social Sciences | Adjunct Faculty | Modaresi,Mojan | PT | 0 | 100 | 0 | 100 | 2 | | | | | | | | 6,000.00 | Designated |
| College of Humanities & Social Sciences | Social Sciences | Adjunct Faculty | Mohammadi,Pantea | PT | 0 | 100 | 0 | 100 | 3 | | | | 2 | | | | 15,000.00 | Designated |
| College of Humanities & Social Sciences | Social Sciences | Adjunct Faculty | Montgomery,Jennifer K | PT | 0 | 100 | 0 | 100 | 2 | | | | 2 | | | | 12,800.00 | Designated |
| College of Humanities & Social Sciences | Social Sciences | Adjunct Faculty | Mougouris,Tina | PT | 0 | 100 | 0 | 100 | 2 | | | | 1 | | | | 9,000.00 | Designated |
| College of Humanities & Social Sciences | Social Sciences | Adjunct Faculty | Murphy,Randall Wade | PT | 0 | 100 | 0 | 100 | 2 | | | | 2 | | | | 12,800.00 | Designated |
| College of Humanities & Social Sciences | Social Sciences | Adjunct Faculty | Osterman,John Muth | PT | 0 | 100 | 0 | 100 | 3 | | | | 4 | | | | 21,000.00 | Designated |
| College of Humanities & Social Sciences | Social Sciences | Adjunct Faculty | PashaZaidi,Nausheen | PT | 0 | 100 | 0 | 100 | 2 | | | | 2 | | | | 12,800.00 | Designated |
| College of Humanities & Social Sciences | Social Sciences | Adjunct Faculty | Patten,Erin Lynae | PT | 0 | 100 | 0 | 100 | 1 | | | | | | | | 3,000.00 | Designated |
| College of Humanities & Social Sciences | Social Sciences | Adjunct Faculty | Phelan,Catherine C | PT | 0 | 100 | 0 | 100 | 4 | | | | 4 | | | | 24,000.00 | Designated |
| College of Humanities & Social Sciences | Social Sciences | Adjunct Faculty | Raouf,Mona | PT | 0 | 100 | 0 | 100 | 1 | | | | 2 | | | | 9,000.00 | Designated |
| College of Humanities & Social Sciences | Social Sciences | Adjunct Faculty | Rhone,Erica | PT | 0 | 100 | 0 | 100 | 1 | | | | | | | | 3,000.00 | Designated |
| College of Humanities & Social Sciences | Social Sciences | Adjunct Faculty | Rocha,Darla Ann | PT | 0 | 100 | 0 | 100 | 2 | | | | 2 | | | | 12,000.00 | Designated |
| College of Humanities & Social Sciences | Social Sciences | Adjunct Faculty | Sanborn,Robert David | PT | 0 | 100 | 0 | 100 | | | 3 | | | | 1 | | 12,800.00 | Designated |
| College of Humanities & Social Sciences | Social Sciences | Adjunct Faculty | Scherer,Rhonda | PT | 0 | 100 | 0 | 100 | 2 | | | | 2 | | | | 8,000.00 | Designated |
| College of Humanities & Social Sciences | Social Sciences | Adjunct Faculty | Stevens,Genevieve Dee | PT | 0 | 100 | 0 | 100 | 3 | | | | 3 | | | | 19,200.00 | Designated |
| College of Humanities & Social Sciences | Social Sciences | Adjunct Faculty | Stiegelmeyer,Elizabeth Joy | PT | 0 | 100 | 0 | 100 | 1 | | | | 2 | | | | 9,000.00 | Designated |
| College of Humanities & Social Sciences | Social Sciences | Adjunct Faculty | STROUD,MARGARET PINKNEY | PT | 0 | 100 | 0 | 100 | | | | | | | 1 | | 1,600.00 | Designated |
| College of Humanities & Social Sciences | Social Sciences | Adjunct Faculty | Tengler,Mark W | PT | 0 | 100 | 0 | 100 | | | | | 2 | | | | 6,000.00 | Designated |
| College of Humanities & Social Sciences | Social Sciences | Adjunct Faculty | Thomas,Joy | PT | 0 | 100 | 0 | 100 | 3 | | | | 4 | | | | 22,400.00 | Designated |
| College of Humanities & Social Sciences | Social Sciences | Adjunct Faculty | Thomason,Tommy | PT | 0 | 100 | 0 | 100 | 1 | | | | | | | | 3,000.00 | Designated |
| College of Humanities & Social Sciences | Social Sciences | Adjunct Faculty | Thompson Wright,Reba M | PT | 0 | 100 | 0 | 100 | 2 | | | | 2 | | | | 12,800.00 | Designated |

| | | | | | | | | | | | | | | | | | | |
|---|--------------------|---------------------|-----------------------------|----|----|-----|----|-----|---|---|---|---|--|--|--|--|------------|------------------|
| College of Humanities & Social Sciences | Social Sciences | Adjunct Faculty | Vallejo,Arthur | PT | 0 | 100 | 0 | 100 | 3 | | | | | | | | 18,000.00 | Designated |
| College of Humanities & Social Sciences | Social Sciences | Adjunct Faculty | Wathen,Alexander B. | PT | 0 | 100 | 0 | 100 | 3 | | | | | | | | 16,000.00 | Designated |
| College of Humanities & Social Sciences | Social Sciences | Adjunct Faculty | Watson,Carol La Faye | PT | 0 | 100 | 0 | 100 | 2 | | | | | | | | 12,800.00 | Designated |
| College of Humanities & Social Sciences | Social Sciences | Adjunct Faculty | Wiggins,Michelle Lawanda | PT | 0 | 100 | 0 | 100 | 1 | | | | | | | | 3,200.00 | Designated |
| College of Humanities & Social Sciences | Social Sciences | Assistant Professor | Serrano,Danya M | FT | 25 | 50 | 25 | 100 | 5 | | | | | | | | 62,955.81 | State |
| College of Humanities & Social Sciences | Social Sciences | Assistant Professor | Hughes,Christina N | FT | 25 | 50 | 25 | 100 | 3 | 1 | | | | | | | 60,766.02 | State |
| College of Humanities & Social Sciences | Social Sciences | Assistant Professor | Roncancio,Angelica | FT | 25 | 50 | 25 | 100 | 4 | 1 | | | | | | | 62,955.81 | State |
| College of Humanities & Social Sciences | Social Sciences | Assistant Professor | Coleman,Stephanie L. | FT | 25 | 21 | 54 | 100 | 3 | 1 | | | | | | | 62,578.92 | State |
| College of Humanities & Social Sciences | Social Sciences | Assistant Professor | Cho,Kit Wing | FT | 39 | 22 | 39 | 100 | 2 | 1 | | | | | | | 61,209.18 | State |
| College of Humanities & Social Sciences | Social Sciences | Assistant Professor | Wilson,Antoinette Rina | FT | 32 | 43 | 25 | 100 | 3 | | | | | | | | 62,216.88 | State |
| College of Humanities & Social Sciences | Social Sciences | Assistant Professor | Connors,Shahnjaya Khrishida | FT | 25 | 50 | 25 | 100 | 4 | 1 | | | | | | | 62,629.80 | State |
| College of Humanities & Social Sciences | Social Sciences | Assistant Professor | Parker,Laura Ruth Murry | FT | 39 | 36 | 25 | 100 | 3 | 1 | | | | | | | 62,629.83 | State |
| College of Humanities & Social Sciences | Social Sciences | Assistant Professor | Lemke,Michael K | FT | 32 | 43 | 25 | 100 | 4 | | | | | | | | 62,629.83 | State |
| College of Humanities & Social Sciences | Social Sciences | Associate Professor | Williams,Patrick | FT | 25 | 36 | 39 | 100 | 3 | | | | | | | | 94,891.92 | State |
| College of Humanities & Social Sciences | Social Sciences | Associate Professor | Stewart,Cindy | FT | 25 | 50 | 25 | 100 | 3 | 1 | | | | | | | 71,073.36 | State |
| College of Humanities & Social Sciences | Social Sciences | Associate Professor | Chadha,Anita | FT | 61 | 14 | 25 | 100 | | | | | | | | | 71,542.80 | State |
| College of Humanities & Social Sciences | Social Sciences | Associate Professor | Mobasher,Mohsen M. | FT | 32 | 43 | 25 | 100 | 3 | 1 | | | | | | | 71,720.91 | State |
| College of Humanities & Social Sciences | Social Sciences | Associate Professor | Linantud,John | FT | 25 | 36 | 39 | 100 | 2 | 1 | | | | | | | 71,845.44 | State |
| College of Humanities & Social Sciences | Social Sciences | Associate Professor | Li,Peter Jianqiang | FT | 32 | 43 | 25 | 100 | 2 | | | | | | | | 69,022.20 | State |
| College of Humanities & Social Sciences | Social Sciences | Associate Professor | Kaftan,Joanna Urszula | FT | 25 | 36 | 39 | 100 | 3 | 1 | | | | | | | 67,077.45 | State |
| College of Humanities & Social Sciences | Social Sciences | Associate Professor | Caro,Jason | FT | 25 | 50 | 25 | 100 | 4 | | | | | | | | 64,413.63 | State |
| College of Humanities & Social Sciences | Social Sciences | Associate Professor | Kane,Anne E. | FT | 25 | 50 | 25 | 100 | 3 | 1 | | | | | | | 65,331.72 | State |
| College of Humanities & Social Sciences | Social Sciences | Associate Professor | Johnson,Ruth Marie | FT | 32 | 29 | 39 | 100 | 2 | 1 | | | | | | | 68,258.28 | State |
| College of Humanities & Social Sciences | Social Sciences | Associate Professor | Babb,Stephanie Jean | FT | 25 | 50 | 25 | 100 | 3 | 1 | | | | | | | 68,906.04 | State |
| College of Humanities & Social Sciences | Social Sciences | Associate Professor | Eliassen,Arthur Henry | FT | 25 | 50 | 25 | 100 | 3 | 1 | | | | | | | 63,963.81 | State |
| College of Humanities & Social Sciences | Social Sciences | Associate Professor | DeFreitas,Stacie Craft | FT | 25 | 29 | 46 | 100 | 2 | | | | | | | | 70,552.53 | State |
| College of Humanities & Social Sciences | Social Sciences | Associate Professor | Crone,Travis | FT | 25 | 50 | 25 | 100 | 3 | | | | | | | | 71,087.04 | State |
| College of Humanities & Social Sciences | Social Sciences | Associate Professor | Rubinson,Claude James | FT | 25 | 50 | 25 | 100 | 3 | 1 | | | | | | | 64,817.40 | State |
| College of Humanities & Social Sciences | Social Sciences | Associate Professor | Rufino,Katrina Anne | FT | 25 | 50 | 25 | 100 | 5 | 1 | | | | | | | 72,353.88 | State |
| College of Humanities & Social Sciences | Social Sciences | Lecturer | Emeka PHD.F. | FT | 0 | 100 | 0 | 100 | 5 | | | | | | | | 43,384.95 | State |
| College of Humanities & Social Sciences | Social Sciences | Lecturer | Raymundo,Melissa | FT | 0 | 100 | 0 | 100 | 5 | | | | | | | | 43,034.04 | State |
| College of Humanities & Social Sciences | Social Sciences | Lecturer | Capuzzo,Kristen Irene | FT | 0 | 100 | 0 | 100 | 5 | 1 | | | | | | | 48,802.05 | State |
| College of Humanities & Social Sciences | Social Sciences | Lecturer | Colon,Edgardo Emmanuel | FT | 0 | 60 | 40 | 100 | 2 | | 1 | 2 | | | | | 52,041.87 | State |
| College of Humanities & Social Sciences | Social Sciences | Lecturer | Colbert-Dunbar,Sharla | FT | 0 | 100 | 0 | 100 | 3 | | | | | | | | 23,625.00 | State |
| College of Humanities & Social Sciences | Social Sciences | Lecturer | Wilson,Jules | FT | 0 | 100 | 0 | 100 | 4 | 1 | | | | | | | 49,350.26 | State/Designated |
| College of Humanities & Social Sciences | Social Sciences | Professor | Kumar,Leena Thacker | FT | 25 | 50 | 25 | 100 | 3 | | | | | | | | 82,962.63 | State |
| College of Humanities & Social Sciences | Social Sciences | Professor/Chair | Branham,David P | FT | 25 | 21 | 54 | 100 | 4 | 2 | 1 | | | | | | 113,360.16 | State |
| College of Humanities & Social Sciences | Social Sciences | Professor | Anderson,Kristin J. | FT | 25 | 50 | 25 | 100 | 3 | 1 | | | | | | | 81,985.44 | State |
| College of Humanities & Social Sciences | Social Sciences | Professor | Henney,Susan Meredith | FT | 25 | 50 | 25 | 100 | 3 | 3 | | | | | | | 83,314.20 | State |
| College of Humanities & Social Sciences | Social Sciences | Professor | Flores,Bill | FT | 25 | 50 | 25 | 100 | 2 | | 1 | | | | | | 82,861.80 | State |
| University College | University College | Adjunct Faculty | Banos,Tomas | PT | 0 | 100 | 0 | 100 | 1 | | | | | | | | 9,600.00 | Designated |
| University College | University College | Adjunct Faculty | Frank,April Nicole | PT | 0 | 100 | 0 | 100 | 2 | | | | | | | | 12,000.00 | Designated |
| University College | University College | Adjunct Faculty | Pearson,Elaine May | PT | 0 | 100 | 0 | 100 | 1 | | | | | | | | 6,000.00 | Designated |
| University College | University College | Adjunct Faculty | Philips,Tommy | PT | 0 | 100 | 0 | 100 | 2 | | | | | | | | 9,000.00 | Designated |
| University College | University College | Adjunct Faculty | Robertson,Shandra | PT | 0 | 100 | 0 | 100 | 3 | | | | | | | | 9,000.00 | Designated |
| University College | University College | Lecturer | Buell,Deborah J | FT | 0 | 100 | 0 | 100 | 5 | | | | | | | | 48,396.48 | State |
| University College | University College | Lecturer | Kaser,Karen Collura | FT | 0 | 30 | 70 | 100 | | 2 | | | | | | | 100,202.76 | State/Designated |
| University College | University College | Lecturer | Nuwal,Tara | FT | 0 | 100 | 0 | 100 | 6 | | | | | | | | 47,428.65 | State |
| College of Public Service | Urban Education | Adjunct Faculty | Agu,Philomena N. | PT | 0 | 100 | 0 | 100 | | | | | | | | | 3,200.00 | Designated |
| College of Public Service | Urban Education | Adjunct Faculty | Aguilar,Jacqueline | PT | 0 | 100 | 0 | 100 | | | | | | | | | 6,000.00 | Designated |
| College of Public Service | Urban Education | Adjunct Faculty | Askw,Lauren Sue | PT | 0 | 100 | 0 | 100 | | 1 | | | | | | | 3,800.00 | Designated |
| College of Public Service | Urban Education | Adjunct Faculty | Aykroyd,Shawn R | PT | 0 | 100 | 0 | 100 | 4 | 1 | | | | | | | 25,310.00 | Designated |
| College of Public Service | Urban Education | Adjunct Faculty | Brazell,Jana Dianne | PT | 0 | 100 | 0 | 100 | 2 | | | | | | | | 9,000.00 | Designated |
| College of Public Service | Urban Education | Adjunct Faculty | Buck,Clifford William | PT | 0 | 100 | 0 | 100 | | 1 | | | | | | | 9,000.00 | Designated |
| College of Public Service | Urban Education | Adjunct Faculty | Burnett,Allyson Joyce Saul | PT | 0 | 100 | 0 | 100 | 1 | | | | | | | | 6,000.00 | Designated |
| College of Public Service | Urban Education | Adjunct Faculty | Byrd,Johanna A. | PT | 0 | 100 | 0 | 100 | | | | | | | | | 3,000.00 | Designated |
| College of Public Service | Urban Education | Adjunct Faculty | Byrne,Pamela Sue | PT | 0 | 100 | 0 | 100 | 1 | | | | | | | | 9,000.00 | Designated |
| College of Public Service | Urban Education | Adjunct Faculty | Campbell,Matthew R | PT | 0 | 100 | 0 | 100 | | | | | | | | | 3,200.00 | Designated |
| College of Public Service | Urban Education | Adjunct Faculty | Carrillo,Gabriel | PT | 0 | 100 | 0 | 100 | 4 | | | | | | | | 18,000.00 | Designated |
| College of Public Service | Urban Education | Adjunct Faculty | Carter,Debra Magness | PT | 0 | 100 | 0 | 100 | 1 | | | | | | | | 6,000.00 | Designated |
| College of Public Service | Urban Education | Adjunct Faculty | Cavazos,Frank Villanueva | PT | 0 | 100 | 0 | 100 | | 1 | | | | | | | 9,000.00 | Designated |
| College of Public Service | Urban Education | Adjunct Faculty | Cherbonnier,Mary L. | PT | 0 | 100 | 0 | 100 | | 8 | | | | | | | 27,150.00 | Designated |
| College of Public Service | Urban Education | Adjunct Faculty | Coleman,Joe Al | PT | 0 | 100 | 0 | 100 | 1 | | | | | | | | 6,600.00 | Designated |

| | | | | | | | | | | | | | | | | | |
|---------------------------|-----------------|---------------------|----------------------------|----|----|-----|----|-----|---|---|--|--|--|--|--|-----------|------------|
| College of Public Service | Urban Education | Adjunct Faculty | Contreras,Benita A | PT | 0 | 100 | 0 | 100 | 1 | | | | | | | 9,600.00 | Designated |
| College of Public Service | Urban Education | Adjunct Faculty | Cornejo,Janeth | PT | 0 | 100 | 0 | 100 | 2 | | | | | | | 12,000.00 | Designated |
| College of Public Service | Urban Education | Adjunct Faculty | Craft,Hykeem M | PT | 0 | 100 | 0 | 100 | 1 | | | | | | | 9,600.00 | Designated |
| College of Public Service | Urban Education | Adjunct Faculty | Cruz Wiley,Maria Cristina | PT | 0 | 100 | 0 | 100 | | 2 | | | | | | 12,800.00 | Designated |
| College of Public Service | Urban Education | Adjunct Faculty | Delahoussaye,Vera Vanese | PT | 0 | 100 | 0 | 100 | 1 | | | | | | | 6,200.00 | Designated |
| College of Public Service | Urban Education | Adjunct Faculty | Dudley,Dixie Lee | PT | 0 | 100 | 0 | 100 | 2 | | | | | | | 15,000.00 | Designated |
| College of Public Service | Urban Education | Adjunct Faculty | Edwards,Lisa M | PT | 0 | 100 | 0 | 100 | 3 | | | | | | | 12,000.00 | Designated |
| College of Public Service | Urban Education | Adjunct Faculty | Ekstrom,Katie | PT | 0 | 100 | 0 | 100 | | 1 | | | | | | 9,000.00 | Designated |
| College of Public Service | Urban Education | Adjunct Faculty | Frاند,Clifford | PT | 0 | 100 | 0 | 100 | 1 | 2 | | | | | | 18,850.00 | Designated |
| College of Public Service | Urban Education | Adjunct Faculty | Freer-Alvarez,Trudy Ann | PT | 0 | 100 | 0 | 100 | | 4 | | | | | | 14,600.00 | Designated |
| College of Public Service | Urban Education | Adjunct Faculty | Garcia,Eva Helen | PT | 0 | 100 | 0 | 100 | | 4 | | | | | | 13,350.00 | Designated |
| College of Public Service | Urban Education | Adjunct Faculty | Goffney,Melody L | PT | 0 | 100 | 0 | 100 | | 1 | | | | | | 3,200.00 | Designated |
| College of Public Service | Urban Education | Adjunct Faculty | Grau,Isidro | PT | 0 | 100 | 0 | 100 | 1 | | | | | | | 6,400.00 | Designated |
| College of Public Service | Urban Education | Adjunct Faculty | Groth,Janine Rene | PT | 0 | 100 | 0 | 100 | 3 | | | | | | | 18,000.00 | Designated |
| College of Public Service | Urban Education | Adjunct Faculty | Hewitt,Haley A | PT | 0 | 100 | 0 | 100 | 1 | | | | | | | 15,000.00 | Designated |
| College of Public Service | Urban Education | Adjunct Faculty | Hile,Adam R | PT | 0 | 100 | 0 | 100 | 1 | | | | | | | 6,400.00 | Designated |
| College of Public Service | Urban Education | Adjunct Faculty | Hudson,Jennifer B. | PT | 0 | 100 | 0 | 100 | 1 | | | | | | | 9,000.00 | Designated |
| College of Public Service | Urban Education | Adjunct Faculty | James,Carol Denise | PT | 0 | 100 | 0 | 100 | | 3 | | | | | | 6,000.00 | Designated |
| College of Public Service | Urban Education | Adjunct Faculty | Jones-Thomas,Anissa D. | PT | 0 | 100 | 0 | 100 | | 2 | | | | | | 12,000.00 | Designated |
| College of Public Service | Urban Education | Adjunct Faculty | Keelen,Christi Rae | PT | 0 | 100 | 0 | 100 | 1 | | | | | | | 1,280.00 | Designated |
| College of Public Service | Urban Education | Adjunct Faculty | Lara,Alma L. | PT | 0 | 100 | 0 | 100 | | 1 | | | | | | 10,000.00 | Designated |
| College of Public Service | Urban Education | Adjunct Faculty | Lugo,Catalina | PT | 0 | 100 | 0 | 100 | | | | | | | | 3,540.00 | Designated |
| College of Public Service | Urban Education | Adjunct Faculty | Lundvall,Anita Laureen | PT | 0 | 100 | 0 | 100 | | 2 | | | | | | 10,250.00 | Designated |
| College of Public Service | Urban Education | Adjunct Faculty | Manzoor,Atifa | PT | 0 | 100 | 0 | 100 | 1 | | | | | | | 6,400.00 | Designated |
| College of Public Service | Urban Education | Adjunct Faculty | Martindell,Peter T | PT | 0 | 100 | 0 | 100 | | | | | | | | 8,000.00 | Designated |
| College of Public Service | Urban Education | Adjunct Faculty | Mattern,Rosa Estela Garcia | PT | 0 | 100 | 0 | 100 | | 3 | | | | | | 9,000.00 | Designated |
| College of Public Service | Urban Education | Adjunct Faculty | Matthews,Carolyn Joyce | PT | 0 | 100 | 0 | 100 | 1 | 5 | | | | | | 18,000.00 | Designated |
| College of Public Service | Urban Education | Adjunct Faculty | Mays,Anthony Tywaun | PT | 0 | 100 | 0 | 100 | | | | | | | | 3,200.00 | Designated |
| College of Public Service | Urban Education | Adjunct Faculty | McCormack,Susan | PT | 0 | 100 | 0 | 100 | | | | | | | | 3,200.00 | Designated |
| College of Public Service | Urban Education | Adjunct Faculty | Mercado,Suzanne | PT | 0 | 100 | 0 | 100 | | 1 | | | | | | 7,500.00 | Designated |
| College of Public Service | Urban Education | Adjunct Faculty | Molitor Jr,Michael | PT | 0 | 100 | 0 | 100 | 1 | | | | | | | 3,000.00 | Designated |
| College of Public Service | Urban Education | Adjunct Faculty | Nixon,Tina | PT | 0 | 100 | 0 | 100 | | | | | | | | 3,885.72 | Designated |
| College of Public Service | Urban Education | Adjunct Faculty | Nyofu,Mshinda | PT | 0 | 100 | 0 | 100 | 1 | | | | | | | 6,000.00 | Designated |
| College of Public Service | Urban Education | Adjunct Faculty | Orum,Eddie L. | PT | 0 | 100 | 0 | 100 | | 3 | | | | | | 12,000.00 | Designated |
| College of Public Service | Urban Education | Adjunct Faculty | Page,Mary Elizabeth | PT | 0 | 100 | 0 | 100 | | 6 | | | | | | 19,400.00 | Designated |
| College of Public Service | Urban Education | Adjunct Faculty | Parmeter,Jill Marie | PT | 0 | 100 | 0 | 100 | 2 | | | | | | | 9,600.00 | Designated |
| College of Public Service | Urban Education | Adjunct Faculty | Perez,Deborah | PT | 0 | 100 | 0 | 100 | | | | | | | | 3,000.00 | Designated |
| College of Public Service | Urban Education | Adjunct Faculty | Ramirez,Leticia | PT | 0 | 100 | 0 | 100 | | 2 | | | | | | 12,000.00 | Designated |
| College of Public Service | Urban Education | Adjunct Faculty | Reyes,Blanca Iris | PT | 0 | 100 | 0 | 100 | | 2 | | | | | | 12,000.00 | Designated |
| College of Public Service | Urban Education | Adjunct Faculty | Rhoden,Tamra Kay | PT | 0 | 100 | 0 | 100 | | | | | | | | 3,000.00 | Designated |
| College of Public Service | Urban Education | Adjunct Faculty | Roades,Owen Louise | PT | 0 | 100 | 0 | 100 | | 3 | | | | | | 15,000.00 | Designated |
| College of Public Service | Urban Education | Adjunct Faculty | Rohatgi,Irma Iris A | PT | 0 | 100 | 0 | 100 | | 3 | | | | | | 14,600.00 | Designated |
| College of Public Service | Urban Education | Adjunct Faculty | Rosby,Monisha R. | PT | 0 | 100 | 0 | 100 | 1 | | | | | | | 6,000.00 | Designated |
| College of Public Service | Urban Education | Adjunct Faculty | Rushing,Cathy Denise | PT | 0 | 100 | 0 | 100 | | | | | | | | 3,650.00 | Designated |
| College of Public Service | Urban Education | Adjunct Faculty | Sanchez,Julie Martin | PT | 0 | 100 | 0 | 100 | 1 | | | | | | | 6,000.00 | Designated |
| College of Public Service | Urban Education | Adjunct Faculty | Schone,Juliana B | PT | 0 | 100 | 0 | 100 | 1 | | | | | | | 6,000.00 | Designated |
| College of Public Service | Urban Education | Adjunct Faculty | Shafer,Cheryl Lynn | PT | 0 | 100 | 0 | 100 | | | | | | | | 3,000.00 | Designated |
| College of Public Service | Urban Education | Adjunct Faculty | Shanklin,Adrienne D | PT | 0 | 100 | 0 | 100 | 1 | | | | | | | 9,000.00 | Designated |
| College of Public Service | Urban Education | Adjunct Faculty | Sharp,Mattie Ann | PT | 0 | 100 | 0 | 100 | | 5 | | | | | | 9,000.00 | Designated |
| College of Public Service | Urban Education | Adjunct Faculty | Spilman,Mark Allan | PT | 0 | 100 | 0 | 100 | 1 | | | | | | | 9,000.00 | Designated |
| College of Public Service | Urban Education | Adjunct Faculty | Topfer,Larry | PT | 0 | 100 | 0 | 100 | | 6 | | | | | | 17,700.00 | Designated |
| College of Public Service | Urban Education | Adjunct Faculty | Torres,Erik L. | PT | 0 | 100 | 0 | 100 | 2 | | | | | | | 12,000.00 | Designated |
| College of Public Service | Urban Education | Adjunct Faculty | Vargas,Edward L | PT | 0 | 100 | 0 | 100 | | 4 | | | | | | 21,600.00 | Designated |
| College of Public Service | Urban Education | Adjunct Faculty | Villano,Rebekah Jean | PT | 0 | 100 | 0 | 100 | | | | | | | | 3,000.00 | Designated |
| College of Public Service | Urban Education | Adjunct Faculty | Wang,Mei-Chih | PT | 0 | 100 | 0 | 100 | 2 | | | | | | | 9,600.00 | Designated |
| College of Public Service | Urban Education | Adjunct Faculty | Williams-Earlie,Xandra J | PT | 0 | 100 | 0 | 100 | 2 | | | | | | | 9,000.00 | Designated |
| College of Public Service | Urban Education | Adjunct Faculty | Winton,Stephen | PT | 0 | 100 | 0 | 100 | 1 | | | | | | | 6,400.00 | Designated |
| College of Public Service | Urban Education | Adjunct Faculty | Zayid,Christina Issa | PT | 0 | 100 | 0 | 100 | | | | | | | | 3,000.00 | Designated |
| College of Public Service | Urban Education | Assistant Professor | Perez,Natasha | FT | 25 | 50 | 25 | 100 | 1 | | | | | | | 63,999.96 | State |
| College of Public Service | Urban Education | Assistant Professor | Alford,Beverly L | FT | 25 | 50 | 25 | 100 | 3 | | | | | | | 64,985.16 | State |
| College of Public Service | Urban Education | Assistant Professor | Fugate,Matthew | FT | 25 | 36 | 39 | 100 | 3 | | | | | | | 66,121.44 | State |
| College of Public Service | Urban Education | Assistant Professor | Miller,Diane Morris | FT | 25 | 50 | 25 | 100 | 4 | | | | | | | 64,785.72 | State |
| College of Public Service | Urban Education | Assistant Professor | Zehavi,Eve | FT | 25 | 43 | 32 | 100 | 3 | | | | | | | 63,999.96 | State |

| | | | | | | | | | | | | | | | | | | |
|---------------------------|-----------------|---------------------------|-----------------------------------|----|----|-----|----|-----|---|--|---|---|---|--|---|---|------------|-------|
| College of Public Service | Urban Education | Assistant Professor | Allaire, Franklin Sturm | FT | 25 | 50 | 25 | 100 | 4 | | | | 3 | | | 1 | 63,262.32 | State |
| College of Public Service | Urban Education | Assistant Professor | Tiwari, Ash | FT | 25 | 36 | 39 | 100 | 2 | | | | 4 | | 1 | | 65,404.20 | State |
| College of Public Service | Urban Education | Assistant Professor | Hung, Yu-Han | FT | 32 | 43 | 25 | 100 | 3 | | | 1 | 3 | | | | 65,404.20 | State |
| College of Public Service | Urban Education | Assistant Professor | Link, Laura Jane | FT | 25 | 29 | 46 | 100 | 2 | | | | 1 | | | | 65,000.04 | State |
| College of Public Service | Urban Education | Associate Professor | Pedrana, Angela Lopez | FT | 25 | 21 | 54 | 100 | 5 | | | 1 | 1 | | | | 68,042.16 | State |
| College of Public Service | Urban Education | Associate Professor | Hewitt, Amelia Louise-Miller | FT | 25 | 50 | 25 | 100 | 4 | | | | 3 | | | | 70,229.52 | State |
| College of Public Service | Urban Education | Associate Professor | Bhattacharjee, Maria P | FT | 25 | 50 | 25 | 100 | 3 | | | | 4 | | | | 80,861.64 | State |
| College of Public Service | Urban Education | Associate Professor | Mitchell, Laura Ann | FT | 25 | 43 | 32 | 100 | 3 | | 1 | 1 | 3 | | 1 | | 67,572.60 | State |
| College of Public Service | Urban Education | Associate Professor | Pohl Jr, Bernardo E | FT | 25 | 36 | 39 | 100 | 3 | | 1 | | 2 | | | | 70,233.72 | State |
| College of Public Service | Urban Education | Associate Professor | Sack, Jacqueline | FT | 25 | 50 | 25 | 100 | 3 | | 2 | | 4 | | 2 | 1 | 71,817.00 | State |
| College of Public Service | Urban Education | Associate Professor/Chair | Burnett-Sánchez, Christal Gooding | FT | 25 | 21 | 54 | 100 | 1 | | | 1 | 1 | | | | 99,733.92 | State |
| College of Public Service | Urban Education | Associate Professor | Kelly, John R | FT | 25 | 50 | 25 | 100 | 7 | | | | 8 | | | | 69,606.60 | State |
| College of Public Service | Urban Education | Lecturer | Bundoc, Kasi S. | FT | 0 | 80 | 20 | 100 | 4 | | | | 4 | | | | 61,886.28 | State |
| College of Public Service | Urban Education | Lecturer | White, Stephen | FT | 0 | 100 | 0 | 100 | 5 | | 1 | | 6 | | 1 | | 59,484.96 | State |
| College of Public Service | Urban Education | Lecturer | Nelson, Susan Kelly | FT | 0 | 80 | 20 | 100 | 5 | | | | 4 | | | | 55,962.72 | State |
| College of Public Service | Urban Education | Professor | Van Horn, Leigh Grindal | FT | 25 | 29 | 46 | 100 | 2 | | | | 2 | | | | 89,558.28 | State |
| College of Public Service | Urban Education | Professor | Chen, Irene Linlin | FT | 25 | 50 | 25 | 100 | 4 | | 1 | | 3 | | 1 | | 84,753.45 | State |
| College of Public Service | Urban Education | Professor | Connell, Michael L | FT | 25 | 50 | 25 | 100 | 4 | | | | 5 | | | 1 | 111,384.60 | State |
| College of Public Service | Urban Education | Professor | Beebe, Ronald Scott | FT | 25 | 36 | 39 | 100 | 2 | | 1 | 1 | 2 | | | | 88,304.60 | State |
| College of Public Service | Urban Education | Special Faculty | Johnson, Robert | PT | 0 | 100 | 0 | 100 | 2 | | | | | | | | 31,278.66 | State |
| | | | | | | | | | | | | | | | | | | |
| | | | | | | | | | | | | | | | | | | |
| | | | | | | | | | | | | | | | | | | |
| | | | | | | | | | | | | | | | | | | |
| | | | | | | | | | | | | | | | | | | |
| | | | | | | | | | | | | | | | | | | |
| | | | | | | | | | | | | | | | | | | |
| | | | | | | | | | | | | | | | | | | |
| | | | | | | | | | | | | | | | | | | |
| | | | | | | | | | | | | | | | | | | |

Memo To: All UH-Downtown/PS Holders

UH-Downtown/PS 10.A.04

From: William Flores, President

Issue No. 5

Effective Date: 09/01/10

Subject: Faculty Teaching Workload

Page 1 of 3

1. PURPOSE

This PS defines the restructured faculty workload policy for the University of Houston-Downtown. The teaching course load described recognizes the increased faculty time commitments in the areas of service and scholarship at the university.

2. DEFINITIONS

- 2.1 The term “year,” unless otherwise specified in this PS, means the 9-month academic year.
- 2.2 The term “one-to-one course” refers to a course in which a student receives direct research supervision by a faculty member such as in the case of Directed Studies, Special Projects, and Undergraduate Research Supervision.

3. POLICY/PROCEDURES

3.1 Scope

The policy defined in this PS applies only to full-time tenured or tenure-track faculty members and only to the part of the year included in the 9-month academic year that encompasses two long semesters.

3.2 Principles

This policy is intended to facilitate effective teaching, support professional development, encourage research, maintain academic quality, and provide appropriate response to enrollment growth. Department chairs will regularly monitor each faculty member’s teaching load to ensure its consistency with sound pedagogical practices, and the best interests of the students, the department, the college, and the university.

3.3 Policy

- 3.3.1 The standard course load for a faculty member during the combined long semesters is 21 semester credit hours (9/12 or 12/9) of classroom instruction or the equivalent. It is the responsibility of the department chair, in consultation with the faculty and the dean, to ensure academic programs have appropriate coverage. In addition, faculty are expected to maintain scheduled office hours, perform other course-related activities, be involved in shared governance

activity, provide service to the community within their areas of expertise, and engage in research and other creative activities.

- 3.3.2 The teaching load for department chairs is nine (9) semester hours or equivalent per year.
- 3.3.3 Graduate semester hours shall count as 1.5 undergraduate semester hours in determining teaching load.
- 3.3.4 Course load adjustments to balance “half-course” credits, as for graduate teaching, shall either be banked until a full credit is earned or may be paid out as an overload if the faculty member should request overload pay. To consider departmental needs, the timing of a workload adjustment should be approved by the department chair but credited within two calendar years from the time the full credit is earned.
- 3.3.5 The department chair is responsible for assigning and monitoring the workload of faculty within the department to insure individual compliance to the course load requirement. The department chair will insure that other academic duties are assigned equitably within the department. Course releases below the 12/9 or 9/12 semester credit hours per year require written approval by departmental chair and college dean prior to annual scheduling. The department chair must report all course loads to the college dean, who must report these to the Vice President for Academic Affairs.

3.4 Adjustments and Exceptions to Policy

- 3.4.1 Adjustments and exceptions to this policy provide for other than the standard teaching workload in particular situations. Where adjustments and exceptions result in less than the standard teaching course load, such reduction shall be referred to as “reassigned time.” The following adjustments are current university-wide policy; however, other adjustments and exceptions may exist or be approved according to the bases indicated in the following sections.
- 3.4.2 The cumulative supervision of ten (10) undergraduate students enrolled in one-to-one courses shall count for 3 undergraduate course credits. The cumulative supervision of seven (7) graduate students enrolled in one-to-one courses shall count for 4.5 undergraduate course credits. This formula can be used in determining the faculty member’s course load or may be paid out as an overload if the faculty member prefers. Overload pay may be prorated on a per student basis for one-to-one courses. To be credited, all such one-to-one courses should follow the requirements of the Directed Studies Policy (03.A.17) including requirements for necessary approvals and documentation. Faculty and Department Chair will work together to ensure equitable distribution of one-to-one courses in order to maximize faculty-student contact.

3.4.3 Service as chair of thesis committees is credited with a graduate course release for four thesis committees chaired. Discontinuation of service as thesis committee chair while the thesis is in progress does not contribute to credited workload. Faculty who serve as thesis committee members, do so as part of their regular workload. The Department Chair or designee(s) responsible for thesis distribution will ensure equitable distributions of workload resulting from service on thesis committees.

4. SEE SECTION 3 FOR PROCEDURES

5. EXHIBITS

There are no exhibits associated with this policy.

6. REVIEW PROCESS

Responsible Party (Reviewer): President

Review: Biannually

Signed original on file in Employment Services and Operations.

7. POLICY HISTORY

Issue #3: 3/1/86

Issue #4: 1/1/07

8. REFERENCES

There are no references associated with this policy.

UNIVERSITY OF HOUSTON VICTORIA FACULTY WORKLOAD REPORT SUMMARY (ACADEMIC YEAR 2019-2020)

Faculty workload for each academic year is reported to the Board of Regents by the Senior Vice Chancellor for Academic Affairs as described in the Texas Education Code (Section 51.402) and UHS Board of Regents Policy 21.05.

Faculty workload reports are required to list the rank/type of faculty appointment held, full- or part-time status, effort distribution across the three possible components of faculty workload (i.e. teaching/instruction, research/scholarship and/or service activities), number and type of classes taught, academic year salary and salary source for each individual faculty member.

The faculty workload report is accompanied by a copy of the UH-Victoria Faculty Workload Policy (Faculty Manual 3.12) that details institutional expectations and policies relating to faculty workload.

The following summary document provides aggregated information on how faculty workload is distributed across these three domains of faculty activities, including a breakdown of effort by faculty appointment type across individual academic colleges.

SECTION 1: TYPE OF FACULTY APPOINTMENTS HELD AT THE UNIVERSITY OF HOUSTON VICTORIA (ACADEMIC YEAR 2019-2020)

To meet the instructional needs and research missions of individual academic units at the **University of Houston Victoria**, the institution employs a range of full-time and part-time faculty members who have different professional responsibilities within academic units and across the university as a whole.

All faculty members at the **University of Houston Victoria** are classified as either **Tenured/Tenure-Track Faculty** or as **Non-Tenure Track Faculty**. Tenured and tenure-track faculty appointments are ranked, full-time faculty positions. Non-tenure-track faculty appointments can be ranked or non-ranked, full-time or part-time positions.

Based on the type of faculty appointment held and the needs of their individual units, each faculty member is assigned different professional responsibilities within their academic units and across the university as a whole. However, all faculty members employed by the **University of Houston Victoria** have professional responsibilities in at least one of the following areas: ***student teaching and/or instruction, generation of research and/or scholarship, and service to the institution, profession and/or community.***

Table 1 Faculty Appointments Held at the University of Houston Victoria (Academic Year 2019-2020)

| Faculty Appointment | Ranked/Non-ranked | Faculty Title/Rank | Full/Part-time Status | Head Count | General Professional Responsibilities |
|---------------------|-------------------|--|-----------------------|------------|--|
| Tenured | Ranked | Professor | Full-Time | 32 | Research and/Scholarship, Student Teaching/Instruction and Service |
| Tenured | Ranked | Associate Professor | | 43 | |
| Tenure-Track | Ranked | Assistant Professor | | 46 | |
| Non-Tenure-Track | Ranked | Clinical Professor (All Ranks) | Full-Time | 3 | Student Teaching/Instruction and Service |
| Non-Tenure-Track | Non-ranked | Lecturer, Visiting Professor (All Ranks) | Full-Time | 12 | Student Teaching/Instruction |
| Non-Tenure-Track | Non-ranked | Various Adjunct Titles | Part-Time | 114 | Student Teaching/Instruction |

SECTION 2: FACULTY WORKLOAD RESPONSIBILITIES BASED ON TYPE OF FACULTY APPOINTMENT HELD

A) GENERAL WORKLOAD EXPECTATIONS FOR FACULTY MEMBERS

In the case of full-time, ranked **Tenured and Tenure-Track (T/TT)** faculty members, the distribution of effort across the academic year is normally **60% effort in the teaching/instructional domain, 30% effort in the research/scholarship domain and 10% effort in the service domain.**

In the case of full-time, ranked **Non-Tenure Track (NTT)** faculty members, the distribution of effort across the academic year is normally **100% effort in the teaching/instructional domain for clinical Professors.**

In the case of all other full-time and part-time **Non-Tenure Track (NTT)** faculty members, the normal distribution of effort across the academic year is **100% effort in the teaching/instructional domain.**

SECTION 3: ANALYSIS OF FACULTY WORKLOAD BY WORK LOAD DOMAIN AND COLLEGE (ACADEMIC YEAR 2017-2018)

The University of Houston Victoria has a total of three (3) colleges of various sizes that have different academic and research missions demonstrated by the type of classes offered by the college (i.e. undergraduate and graduate classes), the number of undergraduate and/or graduate students enrolled in the college and the type of research and scholarship being conducted within the college. As such, all of these factors reflect the number and type of faculty members employed within each college required to meet its academic and research needs.

A) FACULTY WORKLOAD EFFORT BY FACULTY APPOINTMENT ACROSS COLLEGES

Each type of faculty appointment and position has different expectations as to the percent (%) level of effort should be expended in each of the three faculty workload domains. These expectations are set at

the college level but should reflect the professional responsibilities of the faculty appointment/ title held. For example, during the academic year all ranked T/TT faculty are expected to have an active research and scholarship agenda, be involved in student teaching and instruction, as well providing service to the university, their profession and the community.

Tables 2, 3 & 4 provide the average percent (%) effort reported within each faculty workload domain (i.e. research/scholarship, teaching and instruction, and service) for faculty appointments held in each college. Data also includes the average 9-month academic base salary paid for each appointment type listed. It is important to note that faculty salaries may vary significantly based on academic discipline and faculty rank even within colleges. For individual level faculty salary data please refer to the complete UHV Faculty Workload Report (AY 2019-2020).

Table 2 Average Faculty Effort Distribution for T/TT Faculty Members By College (AY 2019-2020)

| College | Number of T/TT faculty | Average T/TT Faculty Workload (%) Effort Reported | | | Average 9-month T/TT Faculty Salary |
|---|------------------------|---|----------------------|---------|-------------------------------------|
| | | Research/Scholarship | Teaching/Instruction | Service | |
| Arts and Sciences | 53 | 29% | 59% | 12% | \$65,181 |
| Business Administration | 39 | 40% | 49% | 11% | \$106,685 |
| Education, Health and Human Performance | 29 | 30% | 58% | 12% | \$65,127 |

Table 3 Average Faculty Effort Distribution for Ranked NTT Faculty Members By College (AY 2019-2020)

| College | Number of Ranked NTT faculty | Average Ranked NTT Faculty Workload (%) Effort Reported | | | Average 9-month NTT Faculty Salary |
|---|------------------------------|---|----------------------|---------|------------------------------------|
| | | Research/Scholarship | Teaching/Instruction | Service | |
| Arts and Sciences | 1 | 0% | 100% | 0% | \$51,605 |
| Business Administration | 2 | 0% | 100% | 0% | \$67,548 |
| Education, Health and Human Performance | - | - | - | - | - |

Table 4 Average Faculty Effort Distribution for Non-Ranked NTT Faculty Members By College (AY 2019-2020)

| College | Number of Non-Ranked NTT faculty | Average Non-Ranked NTT Faculty Workload (%) Effort Reported | | | Average 9-month NTT Faculty Salary |
|-------------------------|----------------------------------|---|----------------------|---------|------------------------------------|
| | | Research/Scholarship | Teaching/Instruction | Service | |
| Arts and Sciences | 12 | 3% | 97% | 1% | \$47,388 |
| Business Administration | - | - | - | - | - |

| | | | | | |
|---|---|---|---|---|---|
| Education, Health and Human Performance | - | - | - | - | - |
|---|---|---|---|---|---|

SECTION 4: KEY FINDINGS

Analysis of data contained in the **2019-2020 UH Victoria Faculty Workload Report** concerning average (%) workload effort distribution across all three (3) colleges for the three major types of faculty appointments at UH Victoria provides the following key findings:

- Full-time, tenured/tenure-track (T/TT) faculty expend **56%** of their effort in teaching and instructional activities, **33%** of their effort in research and scholarship activities and **11%** in service activities.
- Full-time, ranked (NTT) faculty expend **100%** of their effort in teaching and instructional activities.
- Non-ranked, non-tenure track (NTT) faculty expend **97%** of their effort in teaching and instructional activities, **3%** of their effort in research and scholarship activities and **1%** in service activities.

University of Houston - Victoria
Faculty Workload Report - Fall 2019 and

KEY: UG - Undergraduate Class; GR - Graduate Class; SP - Special Professional Class; ORG - Organized Class; NON - Non Organized Class

| COLLEGE NAME | DEPARTMENT / UNIT | FACULTY NAME | FACULTY TITLE/RANK | RANKED / NON-RANKED | Full-time/ Part-time | AY 19-20 Percent (%) Effort | | | | (#) Classes Taught Fall 2019 | | | | | | (#) Classes Taught Spring 2020 | | | | | | Salary | Funding Source |
|-----------------|-------------------|-------------------|-------------------------|---------------------|----------------------|-----------------------------|------------------------|---------|------------------|------------------------------|-----|-----|-----|-----|-----|--------------------------------|-----|-----|-----|-----|-----|-----------|----------------|
| | | | | | | Research & Scholarship | Teaching & Instruction | Service | Total (%) Effort | UG | | GR | | SP | | UG | | GR | | SP | | | |
| | | | | | | | | | | ORG | NON | ORG | NON | ORG | NON | ORG | NON | ORG | NON | ORG | NON | | |
| Arts & Sciences | | Abo Shakra, M. | Lecturer | Non-Ranked | Full-time | 0% | 100% | 0% | 100% | 6 | 0 | 0 | 0 | 0 | 0 | 4 | 0 | 0 | 0 | 0 | 0 | \$57,118 | State |
| Arts & Sciences | | Akins, C. | Lecturer | Non-Ranked | Full-time | 0% | 100% | 0% | 100% | 4 | 0 | 0 | 0 | 0 | 0 | 6 | 0 | 0 | 0 | 0 | 0 | \$47,379 | State |
| Arts & Sciences | | Akins, J. | Assoc Professor | Ranked | Full-time | 30% | 60% | 10% | 100% | 3 | 0 | 1 | 0 | 0 | 0 | 6 | 1 | 1 | 0 | 0 | 0 | \$66,297 | State |
| Arts & Sciences | | Auer, K. | Lecturer | Non-Ranked | Full-time | 0% | 100% | 0% | 100% | 6 | 0 | 0 | 0 | 0 | 0 | 5 | 0 | 0 | 0 | 0 | 0 | \$54,000 | State |
| Arts & Sciences | | Baerg, A. | Professor | Ranked | Full-time | 30% | 60% | 10% | 100% | 2 | 0 | 1 | 0 | 0 | 0 | 1 | 1 | 0 | 0 | 0 | 0 | \$65,781 | State |
| Arts & Sciences | | Bell, J. | Assoc Professor | Ranked | Full-time | 30% | 60% | 10% | 100% | 4 | 0 | 0 | 0 | 0 | 0 | 4 | 0 | 0 | 0 | 0 | 0 | \$57,714 | State |
| Arts & Sciences | | Cass, J. | Professor | Ranked | Full-time | 30% | 60% | 10% | 100% | 3 | 0 | 0 | 0 | 0 | 0 | 0 | 0 | 0 | 0 | 0 | 0 | \$126,670 | State |
| Arts & Sciences | | M. | Senior Lecturer | Non-Ranked | Full-time | 0% | 100% | 0% | 100% | 5 | 1 | 0 | 0 | 0 | 0 | 5 | 0 | 0 | 0 | 0 | 0 | \$45,135 | State |
| Arts & Sciences | | Chavez-Rivera, A. | Assoc Professor | Ranked | Full-time | 30% | 60% | 10% | 100% | 4 | 0 | 0 | 0 | 0 | 0 | 3 | 1 | 0 | 0 | 0 | 0 | \$59,722 | State |
| Arts & Sciences | | Cuenca, E. | Assistant Professor | Ranked | Full-time | 30% | 60% | 10% | 100% | 2 | 0 | 1 | 0 | 0 | 0 | 3 | 1 | 0 | 0 | 0 | 0 | \$50,000 | Local |
| Arts & Sciences | | Cui, J. | Lecturer | Non-Ranked | Full-time | 0% | 100% | 0% | 100% | 1 | 0 | 0 | 0 | 0 | 0 | 3 | 0 | 0 | 0 | 0 | 0 | \$47,314 | State |
| Arts & Sciences | | da Silva, R. | Assistant Professor | Ranked | Full-time | 30% | 60% | 10% | 100% | 4 | 1 | 3 | 0 | 0 | 0 | 6 | 0 | 0 | 0 | 0 | 0 | \$70,000 | State |
| Arts & Sciences | | Deason, A. | Lecturer | Non-Ranked | Full-time | 0% | 100% | 0% | 100% | 6 | 0 | 0 | 0 | 0 | 0 | 6 | 0 | 0 | 0 | 0 | 0 | \$40,000 | State |
| Arts & Sciences | | DiLeo, J. | Dean/Professor | Ranked | Full-time | 30% | 60% | 10% | 100% | 0 | 0 | 0 | 0 | 0 | 0 | 0 | 0 | 0 | 0 | 0 | 0 | \$185,878 | Local |
| Arts & Sciences | | Dogan, A. | Assistant Professor | Ranked | Full-time | 30% | 60% | 10% | 100% | 5 | 1 | 0 | 0 | 0 | 0 | 5 | 0 | 0 | 0 | 0 | 0 | \$51,395 | State |
| Arts & Sciences | | Ehsan, H. | Assistant Professor | Ranked | Full-time | 30% | 60% | 10% | 100% | 3 | 0 | 2 | 0 | 0 | 0 | 5 | 0 | 2 | 0 | 0 | 0 | \$52,080 | State |
| Arts & Sciences | | Eugene, N. | Assistant Professor | Ranked | Full-time | 30% | 60% | 10% | 100% | 3 | 0 | 0 | 0 | 0 | 0 | 2 | 0 | 0 | 0 | 0 | 0 | \$54,378 | State |
| Arts & Sciences | | Fairlamb, H. | Professor | Ranked | Full-time | 30% | 60% | 10% | 100% | 1 | 0 | 2 | 0 | 0 | 0 | 2 | 0 | 1 | 0 | 0 | 0 | \$104,534 | State |
| Arts & Sciences | | Gilb, D. | Residence | Ranked | Full-time | 0% | 0% | 100% | 100% | 0 | 0 | 0 | 0 | 0 | 0 | 0 | 0 | 0 | 0 | 0 | 0 | \$82,728 | State |
| Arts & Sciences | | Gohel, H. | Assistant Professor | Ranked | Full-time | 30% | 60% | 10% | 100% | 1 | 0 | 4 | 0 | 0 | 1 | 3 | 0 | 3 | 1 | 0 | 0 | \$70,000 | State |
| Arts & Sciences | | Goodman, C. | Assoc Professor | Ranked | Full-time | 30% | 60% | 10% | 100% | 4 | 0 | 0 | 0 | 0 | 0 | 7 | 1 | 0 | 0 | 0 | 0 | \$60,029 | State |
| Arts & Sciences | | Guo, H. | Assoc Professor | Ranked | Full-time | 30% | 60% | 10% | 100% | 3 | 0 | 2 | 0 | 0 | 1 | 3 | 0 | 1 | 0 | 0 | 0 | \$81,605 | State |
| Arts & Sciences | | Harkey, W. | Lecturer | Non-Ranked | Full-time | 0% | 100% | 0% | 100% | 6 | 0 | 0 | 0 | 0 | 0 | 5 | 0 | 0 | 0 | 0 | 0 | \$44,838 | State |
| Arts & Sciences | | Harrington, R. | Professor | Ranked | Full-time | 30% | 60% | 10% | 100% | 1 | 0 | 1 | 0 | 0 | 0 | 2 | 0 | 1 | 0 | 0 | 0 | \$102,788 | State |
| Arts & Sciences | | Hawkins, R. | Assoc Professor | Ranked | Full-time | 30% | 60% | 10% | 100% | 4 | 0 | 0 | 0 | 0 | 0 | 4 | 1 | 0 | 0 | 0 | 0 | \$66,592 | State |
| Arts & Sciences | | Hendricker, E. | Assoc Professor | Ranked | Full-time | 30% | 60% | 10% | 100% | 1 | 0 | 1 | 0 | 0 | 0 | 1 | 0 | 1 | 0 | 0 | 0 | \$56,731 | State |
| Arts & Sciences | | Hernandez, H. | Assistant Professor | Ranked | Full-time | 30% | 60% | 10% | 100% | 2 | 0 | 2 | 0 | 0 | 0 | 4 | 0 | 0 | 0 | 0 | 0 | \$55,000 | State |
| Arts & Sciences | | Heron, R. | Assistant Professor | Ranked | Full-time | 30% | 60% | 10% | 100% | 3 | 0 | 0 | 0 | 0 | 0 | 0 | 0 | 0 | 0 | 0 | 0 | \$56,000 | State |
| Arts & Sciences | | Hu, J. | Assistant Professor | Ranked | Full-time | 30% | 60% | 10% | 100% | 3 | 0 | 0 | 0 | 0 | 0 | 5 | 0 | 0 | 0 | 0 | 0 | \$52,450 | State |
| Arts & Sciences | | Ilo, S. | Assistant Professor | Ranked | Full-time | 30% | 60% | 10% | 100% | 5 | 0 | 0 | 0 | 0 | 0 | 4 | 0 | 0 | 0 | 0 | 0 | \$58,357 | State |
| Arts & Sciences | | Itani, W. | Assoc Professor | Ranked | Full-time | 30% | 60% | 10% | 100% | 0 | 0 | 0 | 0 | 0 | 0 | 5 | 0 | 0 | 0 | 0 | 0 | \$80,000 | State |
| Arts & Sciences | | Kaneko, G. | Assistant Professor | Ranked | Full-time | 30% | 60% | 10% | 100% | 4 | 0 | 2 | 0 | 0 | 1 | 5 | 0 | 1 | 0 | 0 | 0 | \$56,403 | State |
| Arts & Sciences | | Lang, B. | Assistant Professor | Ranked | Full-time | 30% | 60% | 10% | 100% | 2 | 0 | 2 | 0 | 0 | 0 | 1 | 0 | 2 | 0 | 0 | 0 | \$55,000 | State |
| Arts & Sciences | | Lemanski, M. | Assistant Professor | Ranked | Full-time | 30% | 60% | 10% | 100% | 1 | 0 | 2 | 0 | 0 | 0 | 1 | 0 | 1 | 1 | 0 | 0 | \$55,000 | State |
| Arts & Sciences | | Locke, J. | Assistant Professor | Ranked | Full-time | 30% | 60% | 10% | 100% | 4 | 0 | 0 | 0 | 0 | 0 | 2 | 0 | 1 | 0 | 0 | 0 | \$53,739 | State |
| Arts & Sciences | | Loffredo, D. | Professor | Ranked | Full-time | 30% | 60% | 10% | 100% | 2 | 0 | 2 | 0 | 0 | 0 | 0 | 0 | 0 | 0 | 0 | 0 | \$82,130 | State |
| Arts & Sciences | | Lopez, D. | Assoc Professor | Ranked | Full-time | 30% | 60% | 10% | 100% | 2 | 0 | 1 | 0 | 0 | 1 | 3 | 0 | 1 | 0 | 0 | 0 | \$56,909 | State |
| Arts & Sciences | | Madrid, A. | Assistant Professor | Ranked | Full-time | 30% | 60% | 10% | 100% | 2 | 1 | 1 | 0 | 0 | 1 | 3 | 0 | 0 | 0 | 0 | 0 | \$50,000 | State |
| Arts & Sciences | | Mamina, L. | Assistant Professor | Ranked | Full-time | 30% | 60% | 10% | 100% | 3 | 0 | 0 | 0 | 0 | 0 | 3 | 0 | 0 | 0 | 0 | 0 | \$50,000 | State |
| Arts & Sciences | | McCue, J. | Asst Clinical Professor | Ranked | Full-time | 0% | 100% | 0% | 100% | 5 | 0 | 0 | 0 | 0 | 0 | 6 | 0 | 0 | 0 | 0 | 0 | \$51,605 | State |

University of Houston - Victoria
Faculty Workload Report - Fall 2019 and

KEY: UG - Undergraduate Class; GR - Graduate Class; SP - Special Professional Class; ORG - Organized Class; NON - Non Organized Class

| COLLEGE NAME | DEPARTMENT / UNIT | FACULTY NAME | FACULTY TITLE/RANK | RANKED / NON-RANKED | Full-time/ Part-time | AY 19-20 Percent (%) Effort | | | | #) Classes Taught Fall 2019 | | | | | | #) Classes Taught Spring 2020 | | | | | | Salary | Funding Source |
|-------------------------|-------------------|--------------------|-------------------------|---------------------|----------------------|-----------------------------|------------------------|---------|------------------|-----------------------------|-----|-----|-----|-----|-----|-------------------------------|-----|-----|-----|-----|-----|-----------|----------------|
| | | | | | | Research & Scholarship | Teaching & Instruction | Service | Total (%) Effort | UG | | GR | | SP | | UG | | GR | | SP | | | |
| | | | | | | | | | | ORG | NON | ORG | NON | ORG | NON | ORG | NON | ORG | NON | ORG | NON | | |
| Arts & Sciences | | Nusayr, A. | Assistant Professor | Ranked | Full-time | 30% | 60% | 10% | 100% | 5 | 0 | 1 | 0 | 0 | 0 | 2 | 0 | 6 | 0 | 0 | 0 | \$72,563 | State |
| Arts & Sciences | | Nusayr, T. | Visit Asst Prof | Non-Ranked | Full-time | 0% | 100% | 0% | 100% | 5 | 0 | 0 | 0 | 0 | 0 | 5 | 0 | 0 | 0 | 0 | 0 | \$52,000 | State |
| Arts & Sciences | | Ortiz Garza, J. | Senior Lecturer | Non-Ranked | Full-time | 0% | 100% | 0% | 100% | 9 | 1 | 0 | 0 | 0 | 0 | 4 | 1 | 0 | 0 | 0 | 0 | \$52,176 | State |
| Arts & Sciences | | Park, J. | Assistant Professor | Ranked | Full-time | 30% | 60% | 10% | 100% | 5 | 1 | 0 | 0 | 0 | 0 | 4 | 0 | 0 | 0 | 0 | 0 | \$52,000 | State |
| Arts & Sciences | | Parsonson, K. | Assistant Professor | Ranked | Full-time | 30% | 60% | 10% | 100% | 0 | 0 | 2 | 0 | 0 | 0 | 2 | 0 | 1 | 0 | 0 | 0 | \$56,740 | State |
| Arts & Sciences | | Patton, A. | Assistant Professor | Ranked | Full-time | 30% | 60% | 10% | 100% | 5 | 0 | 0 | 0 | 0 | 0 | 5 | 0 | 0 | 0 | 0 | 0 | \$54,000 | State |
| Arts & Sciences | | Perz, C. | Assoc Professor | Ranked | Full-time | 30% | 60% | 10% | 100% | 2 | 0 | 1 | 0 | 0 | 0 | 2 | 0 | 1 | 0 | 0 | 0 | \$71,976 | State |
| Arts & Sciences | | Pittendrigh, N. | Assistant Professor | Ranked | Full-time | 30% | 60% | 10% | 100% | 3 | 0 | 0 | 0 | 0 | 0 | 3 | 0 | 0 | 0 | 0 | 0 | \$52,370 | Local |
| Arts & Sciences | | Razvi, S. | Assistant Professor | Ranked | Full-time | 30% | 60% | 10% | 100% | 2 | 0 | 1 | 0 | 0 | 0 | 3 | 0 | 0 | 0 | 0 | 0 | \$53,798 | State |
| Arts & Sciences | | Sartain, J. | Assoc Professor | Ranked | Full-time | 30% | 60% | 10% | 100% | 4 | 0 | 0 | 0 | 0 | 0 | 3 | 0 | 0 | 0 | 0 | 0 | \$53,855 | State |
| Arts & Sciences | | Schlesinger, K. | Professor | Ranked | Full-time | 30% | 60% | 10% | 100% | 3 | 0 | 2 | 0 | 0 | 0 | 1 | 0 | 3 | 0 | 0 | 0 | \$65,673 | State |
| Arts & Sciences | | Snyder, J. | Lecturer | Non-Ranked | Full-time | 0% | 100% | 0% | 100% | 8 | 0 | 0 | 0 | 0 | 0 | 7 | 0 | 0 | 0 | 0 | 0 | \$42,700 | Local |
| Arts & Sciences | | Sobolev, D. | Assoc Professor | Ranked | Full-time | 30% | 60% | 10% | 100% | 5 | 0 | 0 | 0 | 0 | 0 | 3 | 0 | 0 | 0 | 0 | 0 | \$71,326 | State |
| Arts & Sciences | | Sterritt, B. | Assistant Professor | Ranked | Full-time | 30% | 60% | 10% | 100% | 5 | 0 | 0 | 0 | 0 | 0 | 1 | 0 | 2 | 0 | 0 | 0 | \$50,000 | State |
| Arts & Sciences | | Stricklin, R. | Lecturer | Non-Ranked | Full-time | 0% | 100% | 0% | 100% | 8 | 0 | 0 | 0 | 0 | 0 | 4 | 0 | 0 | 0 | 0 | 0 | \$40,000 | state |
| Arts & Sciences | | Tanguay, L. | Assistant Professor | Ranked | Full-time | 30% | 60% | 10% | 100% | 3 | 0 | 0 | 0 | 0 | 0 | 2 | 0 | 1 | 0 | 0 | 0 | \$53,960 | State |
| Arts & Sciences | | Teixeira, R. | Assoc Professor | Ranked | Full-time | 30% | 60% | 10% | 100% | 8 | 1 | 0 | 0 | 0 | 0 | 5 | 0 | 0 | 0 | 0 | 0 | \$58,246 | State |
| Arts & Sciences | | Venneman, S. | Professor | Ranked | Full-time | 30% | 60% | 10% | 100% | 4 | 0 | 0 | 0 | 0 | 0 | 5 | 0 | 0 | 0 | 0 | 0 | \$74,310 | State |
| Arts & Sciences | | Viola, S. | Assistant Professor | Ranked | Full-time | 30% | 60% | 10% | 100% | 3 | 0 | 2 | 0 | 0 | 0 | 1 | 0 | 1 | 0 | 0 | 0 | \$56,400 | State |
| Arts & Sciences | | Wagner, W. | Dir, Strength Inst Prog | Non-Ranked | Full-time | 30% | 60% | 10% | 100% | 6 | 0 | 0 | 0 | 0 | 0 | 3 | 0 | 0 | 0 | 0 | 0 | \$45,999 | State |
| Arts & Sciences | | Wan, Y. | Professor | Ranked | Full-time | 30% | 60% | 10% | 100% | 1 | 0 | 3 | 0 | 0 | 1 | 1 | 0 | 3 | 0 | 0 | 0 | \$1,989 | Local |
| Arts & Sciences | | Ward, M. | Assoc Professor | Ranked | Full-time | 30% | 60% | 10% | 100% | 2 | 0 | 0 | 0 | 0 | 0 | 2 | 0 | 1 | 0 | 0 | 0 | \$60,476 | State |
| Arts & Sciences | | Wesley Martins, S. | Assistant Professor | Ranked | Full-time | 30% | 60% | 10% | 100% | 4 | 1 | 0 | 0 | 0 | 0 | 4 | 0 | 0 | 0 | 0 | 0 | \$70,000 | State |
| Arts & Sciences | | White, D. | Assistant Professor | Ranked | Full-time | 30% | 60% | 10% | 100% | 2 | 0 | 5 | 0 | 0 | 2 | 2 | 0 | 6 | 2 | 0 | 0 | \$53,758 | State |
| Arts & Sciences | | Zedaker, S. | Assistant Professor | Ranked | Full-time | 30% | 60% | 10% | 100% | 4 | 0 | 0 | 0 | 0 | 0 | 5 | 0 | 0 | 0 | 0 | 0 | \$56,971 | State |
| Arts & Sciences | | Zhu, Q. | Professor | Ranked | Full-time | 30% | 60% | 10% | 100% | 4 | 0 | 2 | 0 | 0 | 0 | 4 | 0 | 1 | 1 | 0 | 0 | \$88,262 | State |
| Business Administration | | Adamchik, V. | Assoc Professor | Ranked | Full-time | 40% | 50% | 10% | 100% | 0 | 0 | 3 | 0 | 0 | 0 | 0 | 0 | 4 | 0 | 0 | 0 | \$98,357 | Local/State |
| Business Administration | | Aidov, A. | Assoc Professor | Ranked | Full-time | 40% | 50% | 10% | 100% | 2 | 0 | 1 | 0 | 0 | 0 | 2 | 0 | 1 | 0 | 0 | 0 | \$112,203 | State |
| Business Administration | | Blodgett, J. | Professor | Ranked | Full-time | 40% | 50% | 10% | 100% | 3 | 0 | 0 | 0 | 0 | 0 | 3 | 0 | 0 | 0 | 0 | 0 | \$127,034 | State |
| Business Administration | | Chapa, O. | Assoc Professor | Ranked | Full-time | 40% | 50% | 10% | 100% | 3 | 0 | 0 | 0 | 0 | 0 | 3 | 0 | 0 | 0 | 0 | 0 | \$100,765 | State |
| Business Administration | | Chen, C. | Professor | Ranked | Full-time | 40% | 50% | 10% | 100% | 3 | 0 | 0 | 0 | 0 | 0 | 1 | 0 | 2 | 0 | 0 | 0 | \$90,358 | Local/State |
| Business Administration | | Chiang, W. | Assoc Professor | Ranked | Full-time | 40% | 50% | 10% | 100% | 2 | 0 | 2 | 0 | 0 | 0 | 1 | 0 | 3 | 0 | 0 | 0 | \$141,992 | Local/State |
| Business Administration | | Cloninger, P. | Professor | Ranked | Full-time | 40% | 50% | 10% | 100% | 0 | 0 | 2 | 0 | 0 | 0 | 0 | 0 | 4 | 0 | 0 | 0 | \$110,534 | State |
| Business Administration | | Dong, X. | Assoc Professor | Ranked | Full-time | 40% | 50% | 10% | 100% | 3 | 0 | 0 | 0 | 0 | 0 | 1 | 0 | 2 | 0 | 0 | 0 | \$139,073 | State |
| Business Administration | | Du, J. | Assoc Professor | Ranked | Full-time | 40% | 50% | 10% | 100% | 2 | 0 | 2 | 0 | 0 | 0 | 3 | 0 | 1 | 0 | 0 | 0 | \$107,580 | State |
| Business Administration | | Durmaz, N. | Assoc Professor | Ranked | Full-time | 40% | 50% | 10% | 100% | 3 | 0 | 0 | 0 | 0 | 0 | 4 | 0 | 0 | 0 | 0 | 0 | \$87,517 | State |
| Business Administration | | Garza-Gomez, X. | Professor | Ranked | Full-time | 40% | 50% | 10% | 100% | 1 | 0 | 0 | 0 | 0 | 0 | 1 | 0 | 2 | 0 | 0 | 0 | \$123,633 | State |
| Business Administration | | Glasure, Y. | Professor | Ranked | Full-time | 40% | 50% | 10% | 100% | 0 | 0 | 0 | 0 | 0 | 0 | 3 | 0 | 0 | 0 | 0 | 0 | \$96,989 | State |
| Business Administration | | Hajilee, M. | Assoc Professor | Ranked | Full-time | 40% | 50% | 10% | 100% | 2 | 0 | 2 | 0 | 0 | 0 | 2 | 0 | 2 | 0 | 0 | 0 | \$97,094 | State |
| Business Administration | | Hayes, L. | Professor | Ranked | Full-time | 40% | 50% | 10% | 100% | 0 | 0 | 1 | 0 | 0 | 0 | 1 | 0 | 0 | 0 | 0 | 0 | \$122,051 | State |

University of Houston - Victoria
Faculty Workload Report - Fall 2019 and

KEY: UG - Undergraduate Class; GR - Graduate Class; SP - Special Professional Class; ORG - Organized Class; NON - Non Organized Class

| COLLEGE NAME | DEPARTMENT / UNIT | FACULTY NAME | FACULTY TITLE/RANK | RANKED / NON-RANKED | Full-time/ Part-time | AY 19-20 Percent (%) Effort | | | | #) Classes Taught Fall 2019 | | | | | | #) Classes Taught Spring 2020 | | | | | | Salary | Funding Source |
|-------------------------|-------------------|---------------------|-------------------------|---------------------|----------------------|-----------------------------|------------------------|---------|------------------|-----------------------------|-----|-----|-----|-----|-----|-------------------------------|-----|-----|-----|-----|-----------|-------------|----------------|
| | | | | | | Research & Scholarship | Teaching & Instruction | Service | Total (%) Effort | UG | | GR | | SP | | UG | | GR | | SP | | | |
| | | | | | | | | | | ORG | NON | ORG | NON | ORG | NON | ORG | NON | ORG | NON | ORG | NON | | |
| Business Administration | | Huang, S. | Assoc Professor | Ranked | Full-time | 40% | 50% | 10% | 100% | 4 | 0 | 0 | 0 | 0 | 0 | 3 | 0 | 0 | 0 | 0 | \$102,367 | Local/State | |
| Business Administration | | Kagochi, J. | Assoc Professor | Ranked | Full-time | 40% | 50% | 10% | 100% | 5 | 0 | 2 | 0 | 0 | 0 | 1 | 0 | 3 | 0 | 0 | \$90,393 | State | |
| Business Administration | | Kalelkar, R. | Assoc Professor | Ranked | Full-time | 40% | 50% | 10% | 100% | 1 | 0 | 1 | 0 | 0 | 0 | 2 | 0 | 2 | 0 | 0 | \$131,930 | Local/State | |
| Business Administration | | Kang, T. | Assistant Professor | Ranked | Full-time | 40% | 50% | 10% | 100% | 3 | 0 | 0 | 0 | 0 | 0 | 4 | 0 | 0 | 0 | 0 | \$93,000 | State | |
| Business Administration | | Kuang, Y. | Assoc Professor | Ranked | Full-time | 40% | 50% | 10% | 100% | 2 | 0 | 4 | 0 | 0 | 0 | 2 | 0 | 3 | 0 | 0 | \$127,136 | State | |
| Business Administration | | Lee, K. | Assistant Professor | Ranked | Full-time | 40% | 50% | 10% | 100% | 0 | 0 | 5 | 0 | 0 | 0 | 0 | 0 | 3 | 0 | 0 | \$95,000 | State | |
| Business Administration | | Lee, Y. | Assoc Professor | Ranked | Full-time | 40% | 50% | 10% | 100% | 2 | 0 | 1 | 0 | 0 | 0 | 2 | 0 | 1 | 0 | 0 | \$108,151 | State | |
| Business Administration | | Liutec, C. | Assistant Professor | Ranked | Full-time | 40% | 50% | 10% | 100% | 1 | 0 | 3 | 0 | 0 | 0 | 2 | 0 | 2 | 0 | 0 | \$88,911 | State | |
| Business Administration | | Lu, J. | Professor | Ranked | Full-time | 40% | 50% | 10% | 100% | 0 | 0 | 6 | 0 | 0 | 0 | 1 | 0 | 3 | 0 | 0 | \$116,693 | Local/State | |
| Business Administration | | Metghalchi, M. | Professor | Ranked | Full-time | 40% | 50% | 10% | 100% | 2 | 0 | 2 | 0 | 0 | 0 | 1 | 0 | 2 | 0 | 0 | \$135,683 | Local/State | |
| Business Administration | | Moghaddam, K. | Assoc Professor | Ranked | Full-time | 40% | 50% | 10% | 100% | 3 | 0 | 0 | 0 | 0 | 0 | 3 | 0 | 0 | 0 | 0 | \$98,474 | State | |
| Business Administration | | Ning, Y. | Professor | Ranked | Full-time | 40% | 50% | 10% | 100% | 2 | 0 | 3 | 0 | 0 | 0 | 1 | 0 | 1 | 0 | 0 | \$135,766 | State | |
| Business Administration | | Niroomand, F. | Professor | Ranked | Full-time | 40% | 50% | 10% | 100% | 6 | 0 | 0 | 0 | 0 | 0 | 4 | 0 | 1 | 0 | 0 | \$163,488 | State | |
| Business Administration | | Quansah, E. | Assistant Professor | Ranked | Full-time | 40% | 50% | 10% | 100% | 2 | 0 | 2 | 0 | 0 | 0 | 2 | 0 | 2 | 0 | 0 | \$11,025 | local | |
| Business Administration | | Ren, L. | Assoc Professor | Ranked | Full-time | 40% | 50% | 10% | 100% | 3 | 0 | 0 | 0 | 0 | 0 | 3 | 0 | 0 | 0 | 0 | \$92,662 | State | |
| Business Administration | | Salazar, R. | Professor | Ranked | Full-time | 40% | 50% | 10% | 100% | 0 | 0 | 3 | 0 | 0 | 0 | 0 | 0 | 2 | 0 | 0 | \$1,125 | local | |
| Business Administration | | Summers, D. | Assoc Professor | Ranked | Full-time | 40% | 50% | 10% | 100% | 0 | 0 | 5 | 0 | 0 | 0 | 0 | 0 | 4 | 0 | 0 | \$99,607 | State | |
| Business Administration | | Swaid, S. | Professor | Ranked | Full-time | 40% | 50% | 10% | 100% | 3 | 0 | 1 | 0 | 0 | 0 | 2 | 0 | 1 | 0 | 0 | \$118,717 | state | |
| Business Administration | | Wang, J. | Associate Dean | Ranked | Full-time | 40% | 30% | 30% | 100% | 0 | 0 | 1 | 0 | 0 | 0 | 0 | 0 | 3 | 0 | 0 | \$130,477 | Local/State | |
| Business Administration | | Wang, Y. | Assistant Professor | Ranked | Full-time | 40% | 50% | 10% | 100% | 3 | 0 | 1 | 0 | 0 | 0 | 1 | 0 | 0 | 0 | 0 | \$87,125 | State | |
| Business Administration | | Xu, Q. | Assistant Professor | Ranked | Full-time | 40% | 50% | 10% | 100% | 4 | 0 | 0 | 0 | 0 | 0 | 3 | 0 | 0 | 0 | 0 | \$128,125 | State | |
| Business Administration | | Yang, Jie | Professor | Ranked | Full-time | 40% | 50% | 10% | 100% | 2 | 0 | 3 | 0 | 0 | 0 | 1 | 0 | 3 | 0 | 0 | \$124,863 | state | |
| Business Administration | | Yang, Jun | Assoc Professor | Ranked | Full-time | 40% | 50% | 10% | 100% | 2 | 0 | 0 | 0 | 0 | 0 | 1 | 0 | 2 | 0 | 0 | \$102,776 | State | |
| Business Administration | | Yang, Z. | Assoc Professor | Ranked | Full-time | 40% | 50% | 10% | 100% | 3 | 0 | 0 | 0 | 0 | 0 | 3 | 0 | 0 | 0 | 0 | \$121,094 | State | |
| Business Administration | | Yu, C. | Professor | Ranked | Full-time | 40% | 50% | 10% | 100% | 2 | 0 | 0 | 0 | 0 | 0 | 2 | 0 | 2 | 0 | 0 | \$100,963 | State | |
| Human Development | | Alaniz, R. | Assoc Professor | Ranked | Full-time | 30% | 60% | 10% | 100% | 0 | 0 | 2 | 0 | 0 | 0 | 0 | 0 | 6 | 0 | 0 | \$73,831 | Local/State | |
| Human Development | | Bacon, K. | Assoc Professor | Ranked | Full-time | 30% | 60% | 10% | 100% | 0 | 0 | 2 | 0 | 0 | 1 | 0 | 0 | 1 | 1 | 0 | \$61,810 | state | |
| Human Development | | Baldwin, M. | Assistant Professor | Ranked | Full-time | 30% | 60% | 10% | 100% | 3 | 4 | 0 | 0 | 0 | 0 | 2 | 5 | 0 | 0 | 0 | \$55,196 | State | |
| Human Development | | Barnhill, A. | Assoc Professor | Ranked | Full-time | 30% | 60% | 10% | 100% | 2 | 5 | 0 | 0 | 0 | 0 | 2 | 6 | 1 | 0 | 0 | \$75,816 | Local/State | |
| Human Development | | Black, Jr, W. | Assistant Professor | Ranked | Full-time | 30% | 60% | 10% | 100% | 4 | 0 | 0 | 0 | 0 | 0 | 4 | 0 | 0 | 0 | 0 | \$61,030 | Local/State | |
| Human Development | | Bouknight, J. | Assistant Professor | Ranked | Full-time | 30% | 60% | 10% | 100% | 3 | 7 | 0 | 0 | 0 | 0 | 3 | 7 | 0 | 0 | 0 | \$62,076 | Local/State | |
| Human Development | | Camargo, K. | Asst Clinical Professor | Ranked | Full-time | 0% | 100% | 0% | 100% | 3 | 0 | 0 | 0 | 0 | 0 | 7 | 0 | 0 | 0 | 0 | \$73,145 | Gift/State | |
| Human Development | | Carlson, P. | Professor | Ranked | Full-time | 30% | 60% | 10% | 100% | 2 | 0 | 1 | 0 | 0 | 0 | 2 | 0 | 1 | 0 | 0 | \$89,935 | State | |
| Human Development | | Delossantos, E. | Professor | Ranked | Full-time | 30% | 60% | 10% | 100% | 2 | 0 | 0 | 0 | 0 | 0 | 2 | 0 | 0 | 0 | 0 | \$83,102 | State | |
| Human Development | | Fox, J. | Professor | Ranked | Full-time | 30% | 60% | 10% | 100% | 4 | 0 | 0 | 0 | 0 | 0 | 3 | 0 | 0 | 0 | 0 | \$96,027 | State | |
| Human Development | | Klages, C. | Assoc Professor | Ranked | Full-time | 30% | 60% | 10% | 100% | 2 | 0 | 1 | 0 | 0 | 0 | 3 | 0 | 1 | 0 | 0 | \$75,466 | Local/State | |
| Human Development | | Lasater, M. | Assoc Professor | Ranked | Full-time | 30% | 60% | 10% | 100% | 1 | 4 | 2 | 0 | 0 | 0 | 1 | 6 | 2 | 0 | 0 | \$59,458 | State | |
| Human Development | | Lee, C. | Assistant Professor | Ranked | Full-time | 30% | 60% | 10% | 100% | 5 | 0 | 0 | 0 | 0 | 0 | 4 | 0 | 0 | 0 | 0 | \$63,419 | Local/State | |
| Human Development | | LeSage Clements, T. | Assoc Professor | Ranked | Full-time | 30% | 95 | 60% | 100% | 4 | 0 | 0 | 0 | 0 | 0 | 4 | 1 | 0 | 0 | 0 | \$71,086 | Local/State | |
| Human Development | | Lin, H. | Professor | Ranked | Full-time | 30% | 60% | 10% | 100% | 2 | 0 | 1 | 0 | 0 | 0 | 2 | 0 | 2 | 0 | 0 | \$70,126 | State | |

University of Houston - Victoria
Faculty Workload Report - Fall 2019 and

KEY: UG - Undergraduate Class; GR - Graduate Class; SP - Special Professional Class; ORG - Organized Class; NON - Non Organized Class

| COLLEGE NAME | DEPARTMENT / UNIT | FACULTY NAME | FACULTY TITLE/RANK | RANKED / NON-RANKED | Full-time/ Part-time | AY 19-20 Percent (%) Effort | | | | #) Classes Taught Fall 2019 | | | | | | #) Classes Taught Spring 2020 | | | | | | Salary | Funding Source |
|-------------------|-------------------|-------------------|----------------------------|---------------------|----------------------|-----------------------------|------------------------|---------|------------------|-----------------------------|-----|-----|-----|-----|-----|-------------------------------|-----|-----|-----|-----|----------|-------------|----------------|
| | | | | | | Research & Scholarship | Teaching & Instruction | Service | Total (%) Effort | UG | | GR | | SP | | UG | | GR | | SP | | | |
| | | | | | | | | | | ORG | NON | ORG | NON | ORG | NON | ORG | NON | ORG | NON | ORG | NON | | |
| Human Development | | Litton, F. | Dean/Professor | Ranked | Full-time | 30% | 30% | 40% | 100% | 0 | 0 | 0 | 0 | 0 | 0 | 1 | 0 | 0 | 0 | 0 | \$4,050 | State | |
| Human Development | | Lloyd-Zannini, L. | Assoc Professor | Ranked | Full-time | 30% | 60% | 10% | 100% | 0 | 0 | 3 | 0 | 0 | 0 | 0 | 0 | 8 | 0 | 0 | \$76,899 | State | |
| Human Development | | Martinez, R. | Assoc Professor/Assoc Dean | Ranked | Full-time | 30% | 30% | 40% | 100% | 0 | 0 | 2 | 0 | 0 | 0 | 0 | 0 | 2 | 1 | 0 | \$91,451 | e | |
| Human Development | | Monachello, R. | Assistant Professor | Ranked | Full-time | 30% | 60% | 10% | 100% | 0 | 0 | 4 | 0 | 0 | 2 | 0 | 0 | 5 | 1 | 0 | \$57,500 | State | |
| Human Development | | Nayar, S. | Assistant Professor | Ranked | Full-time | 30% | 60% | 10% | 100% | 0 | 0 | 2 | 0 | 0 | 1 | 0 | 0 | 1 | 2 | 0 | \$60,000 | State | |
| Human Development | | Olson, J. | Assoc Professor | Ranked | Full-time | 30% | 60% | 10% | 100% | 0 | 0 | 3 | 0 | 0 | 0 | 0 | 0 | 3 | 1 | 0 | \$1,879 | e | |
| Human Development | | Pannell, S. | Assoc Professor | Ranked | Full-time | 30% | 60% | 10% | 100% | 0 | 0 | 2 | 0 | 0 | 0 | 2 | 0 | 2 | 0 | 0 | \$68,340 | State | |
| Human Development | | Patton, B. | Professor | Ranked | Full-time | 30% | 60% | 10% | 100% | 6 | 0 | 2 | 0 | 0 | 2 | 3 | 0 | 3 | 0 | 0 | \$79,072 | Local/State | |
| Human Development | | Rodriguez, A. | Assistant Professor | Ranked | Full-time | 30% | 60% | 10% | 100% | 0 | 0 | 5 | 0 | 0 | 0 | 0 | 0 | 4 | 0 | 0 | \$60,000 | State | |
| Human Development | | Smith, W. | Assistant Professor | Ranked | Full-time | 30% | 60% | 10% | 100% | 0 | 0 | 5 | 0 | 0 | 0 | 0 | 0 | 5 | 0 | 0 | \$59,225 | State | |
| Human Development | | Tucker, R. | Assistant Professor | Ranked | Full-time | 30% | 60% | 10% | 100% | 4 | 0 | 0 | 0 | 0 | 0 | 4 | 0 | 0 | 0 | 0 | \$64,078 | Local/State | |
| Human Development | | Vafa, S. | Assistant Professor | Ranked | Full-time | 30% | 60% | 10% | 100% | 1 | 0 | 3 | 0 | 0 | 0 | 1 | 0 | 3 | 0 | 0 | \$56,871 | Local/State | |
| Human Development | | Vaughn, T. | Asst Clinical Professor | Ranked | Full-time | 0% | 100% | 0% | 100% | 3 | 0 | 0 | 0 | 0 | 0 | 7 | 1 | 0 | 0 | 0 | \$61,950 | State | |
| Human Development | | Wei, L. | Assistant Professor | Ranked | Full-time | 30% | 60% | 10% | 100% | 0 | 0 | 2 | 0 | 0 | 0 | 0 | 0 | 1 | 1 | 0 | \$56,781 | State | |
| Human Development | | Wiblishauser, M. | Assistant Professor | Ranked | Full-time | 30% | 60% | 10% | 100% | 5 | 0 | 0 | 0 | 0 | 0 | 4 | 0 | 0 | 0 | 0 | \$71,000 | Local/State | |
| Human Development | | Young, A. | Professor | Ranked | Full-time | 30% | 60% | 10% | 100% | 0 | 0 | 3 | 0 | 0 | 0 | 0 | 0 | 3 | 0 | 0 | \$83,152 | Local/State | |
| Arts & Sciences | | Alam, A. | Adjunct | Non-Ranked | Part-time | 0% | 100% | 0% | 100% | 1 | 0 | 0 | 0 | 0 | 0 | 1 | 0 | 0 | 0 | 0 | \$3,375 | Local | |
| Arts & Sciences | | Alexander, C. | Adjunct | Non-Ranked | Part-time | 0% | 100% | 0% | 100% | 2 | 0 | 0 | 0 | 0 | 0 | 2 | 0 | 0 | 0 | 0 | \$9,567 | Local | |
| Arts & Sciences | | Amble, T. | Adjunct | Non-Ranked | Part-time | 0% | 100% | 0% | 100% | 0 | 0 | 1 | 0 | 0 | 0 | 0 | 0 | 2 | 0 | 0 | \$3,938 | Local | |
| Arts & Sciences | | Arrendell, J. | Adjunct | Non-Ranked | Part-time | 0% | 100% | 0% | 100% | 3 | 0 | 0 | 0 | 0 | 0 | 0 | 0 | 0 | 0 | 0 | \$9,113 | Local | |
| Arts & Sciences | | Bashaw, H. | Adjunct | Non-Ranked | Part-time | 0% | 100% | 0% | 100% | 1 | 0 | 0 | 0 | 0 | 0 | 0 | 0 | 0 | 0 | 0 | \$2,000 | Local | |
| Arts & Sciences | | Beane, M. | Adjunct | Non-Ranked | Part-time | 0% | 100% | 0% | 100% | 1 | 0 | 0 | 0 | 0 | 0 | 2 | 0 | 0 | 0 | 0 | \$2,700 | Local | |
| Arts & Sciences | | Belz, S. | Adjunct | Non-Ranked | Part-time | 0% | 100% | 0% | 100% | 2 | 0 | 0 | 0 | 0 | 0 | 1 | 0 | 0 | 0 | 0 | \$10,125 | Local | |
| Arts & Sciences | | Billo, K. | Adjunct | Non-Ranked | Part-time | 0% | 100% | 0% | 100% | 2 | 0 | 0 | 0 | 0 | 0 | 2 | 0 | 0 | 0 | 0 | \$10,350 | Local | |
| Arts & Sciences | | Butler, A. | Adjunct | Non-Ranked | Part-time | 0% | 100% | 0% | 100% | 3 | 0 | 0 | 0 | 0 | 0 | 0 | 0 | 0 | 0 | 0 | \$6,188 | Local | |
| Arts & Sciences | | Byerly, E. | Adjunct | Non-Ranked | Part-time | 0% | 100% | 0% | 100% | 1 | 0 | 0 | 0 | 0 | 0 | 1 | 0 | 0 | 0 | 0 | \$6,278 | Local | |
| Arts & Sciences | | Camarillo, E. | Coordinator | Non-Ranked | Part-time | 0% | 100% | 0% | 100% | 0 | 0 | 0 | 0 | 0 | 0 | 2 | 0 | 0 | 0 | 0 | \$4,860 | Local | |
| Arts & Sciences | | Castille, P. | Retiree, Modified Faculty | Non-Ranked | Part-time | 0% | 100% | 0% | 100% | 2 | 0 | 0 | 0 | 0 | 0 | 2 | 0 | 0 | 0 | 0 | \$50,923 | State | |
| Arts & Sciences | | Covarrubias, E. | Adjunct | Non-Ranked | Part-time | 0% | 100% | 0% | 100% | 0 | 0 | 0 | 0 | 0 | 0 | 0 | 0 | 1 | 0 | 0 | \$3,938 | Local | |
| Arts & Sciences | | Cox, N. | Adjunct | Non-Ranked | Part-time | 0% | 100% | 0% | 100% | 1 | 0 | 0 | 0 | 0 | 0 | 1 | 0 | 0 | 0 | 0 | \$8,044 | Local | |
| Arts & Sciences | | Cuevas, A. | Adjunct | Non-Ranked | Part-time | 0% | 100% | 0% | 100% | 3 | 0 | 0 | 0 | 0 | 0 | 3 | 0 | 0 | 0 | 0 | \$5,625 | Local | |
| Arts & Sciences | | Damodaran, M. | Adjunct Retiree | Non-Ranked | Part-time | 0% | 100% | 0% | 100% | 2 | 0 | 0 | 0 | 0 | 0 | 0 | 0 | 0 | 0 | 0 | \$20,250 | Local | |
| Arts & Sciences | | Davis, C. | Adjunct | Non-Ranked | Part-time | 0% | 100% | 0% | 100% | 0 | 0 | 0 | 0 | 0 | 0 | 0 | 0 | 1 | 0 | 0 | \$3,375 | Local | |
| Arts & Sciences | | DeBord, S. | Adjunct | Non-Ranked | Part-time | 0% | 100% | 0% | 100% | 0 | 0 | 0 | 0 | 0 | 0 | 1 | 0 | 0 | 0 | 0 | \$4,320 | Local | |
| Arts & Sciences | | Denton, S. | Adjunct | Non-Ranked | Part-time | 0% | 100% | 0% | 100% | 2 | 0 | 0 | 0 | 0 | 0 | 0 | 0 | 0 | 0 | 0 | \$2,475 | Local | |
| Arts & Sciences | | Hamilton, P. | Adjunct Retiree | Non-Ranked | Part-time | 0% | 100% | 0% | 100% | 0 | 0 | 0 | 0 | 0 | 0 | 0 | 0 | 1 | 0 | 0 | \$8,575 | Local | |
| Arts & Sciences | | Harris, P. | Adjunct | Non-Ranked | Part-time | 0% | 100% | 0% | 100% | 0 | 0 | 0 | 0 | 0 | 0 | 0 | 0 | 1 | 0 | 0 | \$56,910 | State | |
| Arts & Sciences | | Hatmaker, A. | Adjunct | Non-Ranked | Part-time | 0% | 100% | 0% | 100% | 1 | 0 | 0 | 0 | 0 | 0 | 2 | 0 | 0 | 0 | 0 | \$9,169 | Local | |
| Arts & Sciences | | Japahuge, J. | Adjunct | Non-Ranked | Part-time | 0% | 100% | 0% | 100% | 3 | 0 | 0 | 0 | 0 | 0 | 3 | 0 | 0 | 0 | 0 | \$15,188 | Local | |
| Arts & Sciences | | Ji, Y. | Adjunct | Non-Ranked | Part-time | 0% | 100% | 0% | 100% | 0 | 0 | 1 | 0 | 0 | 0 | 0 | 0 | 0 | 0 | 0 | \$11,475 | Local | |

University of Houston - Victoria
Faculty Workload Report - Fall 2019 and

KEY: UG - Undergraduate Class; GR - Graduate Class; SP - Special Professional Class; ORG - Organized Class; NON - Non Organized Class

| COLLEGE NAME | DEPARTMENT / UNIT | FACULTY NAME | FACULTY TITLE/RANK | RANKED / NON-RANKED | Full-time/ Part-time | AY 19-20 Percent (%) Effort | | | | #) Classes Taught Fall 2019 | | | | | | #) Classes Taught Spring 2020 | | | | | | Salary | Funding Source | |
|-------------------------|-------------------|-----------------------|--------------------|---------------------|----------------------|-----------------------------|------------------------|---------|------------------|-----------------------------|-----|-----|-----|-----|-----|-------------------------------|-----|-----|-----|-----|-----|--------|----------------|-------------|
| | | | | | | Research & Scholarship | Teaching & Instruction | Service | Total (%) Effort | UG | | GR | | SP | | UG | | GR | | SP | | | | |
| | | | | | | | | | | ORG | NON | ORG | NON | ORG | NON | ORG | NON | ORG | NON | ORG | NON | | | |
| Arts & Sciences | | Klurfan, A. | Adjunct | Non-Ranked | Part-time | 0% | 100% | 0% | 100% | 1 | 0 | 0 | 0 | 0 | 0 | 0 | 0 | 0 | 0 | 0 | 0 | 0 | \$2,475 | Local |
| Arts & Sciences | | Leibensperger, S. | Adjunct | Non-Ranked | Part-time | 0% | 100% | 0% | 100% | 2 | 0 | 0 | 0 | 0 | 0 | 1 | 0 | 0 | 0 | 0 | 0 | 0 | \$7,313 | Local |
| Arts & Sciences | | Linch, C. | Adjunct | Non-Ranked | Part-time | 0% | 100% | 0% | 100% | 2 | 0 | 0 | 0 | 0 | 0 | 2 | 0 | 0 | 0 | 0 | 0 | 0 | \$3,094 | Local |
| Arts & Sciences | | Loubser, I. | Adjunct | Non-Ranked | Part-time | 0% | 100% | 0% | 100% | 1 | 0 | 0 | 0 | 0 | 0 | 1 | 0 | 0 | 0 | 0 | 0 | 0 | \$2,813 | Local |
| Arts & Sciences | | Martin, E. | Adjunct | Non-Ranked | Part-time | 0% | 100% | 0% | 100% | 2 | 0 | 0 | 0 | 0 | 0 | 2 | 0 | 0 | 0 | 0 | 0 | 0 | \$7,740 | Local |
| Arts & Sciences | | Martinez, J. | Adjunct | Non-Ranked | Part-time | 0% | 100% | 0% | 100% | 2 | 0 | 0 | 0 | 0 | 0 | 0 | 0 | 0 | 0 | 0 | 0 | 0 | \$2,475 | Local |
| Arts & Sciences | | McKnight, R. | Adjunct | Non-Ranked | Part-time | 0% | 100% | 0% | 100% | 0 | 0 | 0 | 0 | 0 | 0 | 0 | 0 | 1 | 0 | 0 | 0 | 0 | \$2,813 | Local |
| Arts & Sciences | | McLain, J. | Adjunct | Non-Ranked | Part-time | 0% | 100% | 0% | 100% | 2 | 0 | 0 | 0 | 0 | 0 | 2 | 0 | 0 | 0 | 0 | 0 | 0 | \$4,500 | Local |
| Arts & Sciences | | Medina, D. | Adjunct | Non-Ranked | Part-time | 0% | 100% | 0% | 100% | 0 | 0 | 1 | 0 | 0 | 1 | 0 | 0 | 1 | 1 | 0 | 0 | 0 | \$12,150 | Local |
| Arts & Sciences | | Nealy, R. | Adjunct | Non-Ranked | Part-time | 0% | 100% | 0% | 100% | 2 | 0 | 0 | 0 | 0 | 0 | 1 | 0 | 0 | 0 | 0 | 0 | 0 | \$10,125 | Local |
| Arts & Sciences | | Okwuchukwu, C. | Adjunct | Non-Ranked | Part-time | 0% | 100% | 0% | 100% | 2 | 0 | 0 | 0 | 0 | 0 | 0 | 0 | 0 | 0 | 0 | 0 | 0 | \$4,050 | Local |
| Arts & Sciences | | Quintero, C. | Adjunct | Non-Ranked | Part-time | 0% | 100% | 0% | 100% | 0 | 0 | 0 | 0 | 0 | 0 | 2 | 0 | 0 | 0 | 0 | 0 | 0 | \$6,188 | Local |
| Arts & Sciences | | Rigsbee, J. | Adjunct | Non-Ranked | Part-time | 0% | 100% | 0% | 100% | 0 | 0 | 0 | 0 | 0 | 0 | 0 | 0 | 1 | 0 | 0 | 0 | 0 | \$2,813 | Local |
| Arts & Sciences | | Sanchez, A. | Adjunct | Non-Ranked | Part-time | 0% | 100% | 0% | 100% | 1 | 0 | 0 | 0 | 0 | 0 | 1 | 0 | 0 | 0 | 0 | 0 | 0 | \$1,800 | Local |
| Arts & Sciences | | Sappington, K. | Systems Analyst | Non-Ranked | Part-time | 0% | 100% | 0% | 100% | 0 | 0 | 1 | 0 | 0 | 0 | 0 | 0 | 0 | 0 | 0 | 0 | 0 | \$2,500 | Local |
| Arts & Sciences | | Sarraj, H. | Adjunct | Non-Ranked | Part-time | 0% | 100% | 0% | 100% | 2 | 0 | 0 | 0 | 0 | 0 | 2 | 0 | 0 | 0 | 0 | 0 | 0 | \$6,075 | Local |
| Arts & Sciences | | Sellountos, D. | Adjunct | Non-Ranked | Part-time | 0% | 100% | 0% | 100% | 3 | 0 | 0 | 0 | 0 | 0 | 3 | 0 | 0 | 0 | 0 | 0 | 0 | \$11,138 | Local |
| Arts & Sciences | | Smith, H. | Adjunct Retiree | Non-Ranked | Part-time | 0% | 100% | 0% | 100% | 1 | 0 | 0 | 0 | 0 | 0 | 1 | 0 | 0 | 0 | 0 | 0 | 0 | \$6,075 | Local |
| Arts & Sciences | | Tolbert, N. | Adjunct | Non-Ranked | Part-time | 0% | 100% | 0% | 100% | 1 | 0 | 0 | 0 | 0 | 0 | 1 | 0 | 0 | 0 | 0 | 0 | 0 | \$4,050 | Local |
| Arts & Sciences | | Wang, J. | Adjunct | Non-Ranked | Part-time | 0% | 100% | 0% | 100% | 1 | 0 | 0 | 0 | 0 | 0 | 1 | 0 | 0 | 0 | 0 | 0 | 0 | \$6,750 | Local/State |
| Arts & Sciences | | Washington, T. | Adjunct | Non-Ranked | Part-time | 0% | 100% | 0% | 100% | 1 | 0 | 0 | 0 | 0 | 0 | 0 | 0 | 0 | 0 | 0 | 0 | 0 | \$9,450 | Local |
| Arts & Sciences | | White, D.E. | Visiting Lecturer | Non-Ranked | Part-time | 0% | 100% | 0% | 100% | 6 | 0 | 0 | 0 | 0 | 0 | 8 | 0 | 0 | 0 | 0 | 0 | 0 | \$49,500 | Local/State |
| Arts & Sciences | | White, W. | Adjunct Retiree | Non-Ranked | Part-time | 0% | 100% | 0% | 100% | 2 | 0 | 0 | 0 | 0 | 0 | 4 | 0 | 0 | 0 | 0 | 0 | 0 | \$8,303 | Local |
| Arts & Sciences | | Winfield Fletcher, C. | Adjunct | Non-Ranked | Part-time | 0% | 100% | 0% | 100% | 1 | 0 | 0 | 0 | 0 | 0 | 0 | 0 | 0 | 0 | 0 | 0 | 0 | \$2,813 | Local |
| Arts & Sciences | | Woleslagle, J. | Adjunct | Non-Ranked | Part-time | 0% | 100% | 0% | 100% | 2 | 0 | 0 | 0 | 0 | 0 | 1 | 0 | 0 | 0 | 0 | 0 | 0 | \$7,875 | Local |
| Arts & Sciences | | Zalloua, M. | Adjunct | Non-Ranked | Part-time | 0% | 100% | 0% | 100% | 1 | 0 | 0 | 0 | 0 | 0 | 1 | 0 | 0 | 0 | 0 | 0 | 0 | \$5,513 | Local |
| Arts & Sciences | | Zand, F. | Visiting Lecturer | Non-Ranked | Part-time | 0% | 100% | 0% | 100% | 6 | 0 | 0 | 0 | 0 | 0 | 9 | 0 | 0 | 0 | 0 | 0 | 0 | \$58,902 | State |
| Arts & Sciences | | Zedaker, R. | Adjunct | Non-Ranked | Part-time | 0% | 100% | 0% | 100% | 1 | 0 | 0 | 0 | 0 | 0 | 1 | 0 | 0 | 0 | 0 | 0 | 0 | \$5,569 | Local |
| Arts & Sciences | | Zhang, H. | Adjunct | Non-Ranked | Part-time | 0% | 100% | 0% | 100% | 2 | 0 | 0 | 0 | 0 | 0 | 2 | 0 | 0 | 0 | 0 | 0 | 0 | \$5,400 | Local |
| Business Administration | | Anand, B. | Adjunct | Non-Ranked | Part-time | 0% | 100% | 0% | 100% | 1 | 0 | 0 | 0 | 0 | 0 | 1 | 0 | 0 | 0 | 0 | 0 | 0 | \$7,088 | Local |
| Business Administration | | Armstrong, G. | Adjunct | Non-Ranked | Part-time | 0% | 100% | 0% | 100% | 2 | 0 | 0 | 0 | 0 | 0 | 2 | 0 | 0 | 0 | 0 | 0 | 0 | \$11,363 | Local |
| Business Administration | | Bhuiyan, N. | Adjunct | Non-Ranked | Part-time | 0% | 100% | 0% | 100% | 1 | 0 | 0 | 0 | 0 | 0 | 1 | 0 | 0 | 0 | 0 | 0 | 0 | \$3,150 | Local |
| Business Administration | | Cadle, R. | Adjunct | Non-Ranked | Part-time | 0% | 100% | 0% | 100% | 2 | 0 | 0 | 0 | 0 | 0 | 2 | 0 | 0 | 0 | 0 | 0 | 0 | \$10,238 | Local |
| Business Administration | | Carmouche, C. | Adjunct | Non-Ranked | Part-time | 0% | 100% | 0% | 100% | 1 | 0 | 0 | 0 | 0 | 0 | 1 | 0 | 0 | 0 | 0 | 0 | 0 | \$7,088 | local |
| Business Administration | | Garcia, B. | Adjunct | Non-Ranked | Part-time | 0% | 100% | 0% | 100% | 1 | 0 | 0 | 0 | 0 | 0 | 0 | 0 | 0 | 0 | 0 | 0 | 0 | \$7,088 | local |
| Business Administration | | Harrison, L. | Adjunct | Non-Ranked | Part-time | 0% | 100% | 0% | 100% | 2 | 0 | 0 | 0 | 0 | 0 | 2 | 0 | 0 | 0 | 0 | 0 | 0 | \$17,325 | local |
| Business Administration | | Henry, B. | Adjunct | Non-Ranked | Part-time | 0% | 100% | 0% | 100% | 2 | 0 | 0 | 0 | 0 | 0 | 2 | 0 | 0 | 0 | 0 | 0 | 0 | \$16,425 | local |
| Business Administration | | Keeling, W. | Adjunct | Non-Ranked | Part-time | 0% | 100% | 0% | 100% | 2 | 0 | 0 | 0 | 0 | 0 | 1 | 0 | 0 | 0 | 0 | 0 | 0 | \$7,088 | local |
| Business Administration | | LoBanova, O. | Adjunct | Non-Ranked | Part-time | 0% | 97 | 100% | 100% | 0 | 0 | 0 | 0 | 0 | 0 | 1 | 0 | 0 | 0 | 0 | 0 | 0 | \$4,500 | Local |
| Business Administration | | Lybolt, L. | Adjunct | Non-Ranked | Part-time | 0% | 100% | 0% | 100% | 1 | 0 | 0 | 0 | 0 | 0 | 1 | 0 | 0 | 0 | 0 | 0 | 0 | \$7,088 | Local |

University of Houston - Victoria
Faculty Workload Report - Fall 2019 and

KEY: UG - Undergraduate Class; GR - Graduate Class; SP - Special Professional Class; ORG - Organized Class; NON - Non Organized Class

| COLLEGE NAME | DEPARTMENT / UNIT | FACULTY NAME | FACULTY TITLE/RANK | RANKED / NON-RANKED | Full-time/ Part-time | AY 19-20 Percent (%) Effort | | | | #) Classes Taught Fall 2019 | | | | | | #) Classes Taught Spring 2020 | | | | | | Salary | Funding Source |
|-------------------------|-------------------|----------------------|---------------------------|---------------------|----------------------|-----------------------------|------------------------|---------|------------------|-----------------------------|-----|-----|-----|-----|-----|-------------------------------|-----|-----|-----|-----|-----|----------|----------------|
| | | | | | | Research & Scholarship | Teaching & Instruction | Service | Total (%) Effort | UG | | GR | | SP | | UG | | GR | | SP | | | |
| | | | | | | | | | | ORG | NON | ORG | NON | ORG | NON | ORG | NON | ORG | NON | ORG | NON | | |
| Business Administration | | Martinez, M. | Adjunct | Non-Ranked | Part-time | 0% | 100% | 0% | 100% | 3 | 0 | 0 | 0 | 0 | 0 | 2 | 0 | 0 | 0 | 0 | 0 | \$11,025 | local |
| Business Administration | | Menefee, D. | Adjunct | Non-Ranked | Part-time | 0% | 100% | 0% | 100% | 2 | 0 | 0 | 0 | 0 | 0 | 2 | 0 | 0 | 0 | 0 | 0 | \$14,175 | Local |
| Business Administration | | Pantel, K. | Adjunct | Non-Ranked | Part-time | 0% | 100% | 0% | 100% | 0 | 0 | 1 | 0 | 0 | 0 | 0 | 0 | 0 | 0 | 0 | 0 | \$3,150 | Local |
| Business Administration | | Ruiz, M. | Adjunct | Non-Ranked | Part-time | 0% | 100% | 0% | 100% | 2 | 0 | 0 | 0 | 0 | 0 | 1 | 0 | 0 | 0 | 0 | 0 | \$12,600 | local |
| Business Administration | | Sanders, K. | Adjunct | Non-Ranked | Part-time | 0% | 100% | 0% | 100% | 1 | 0 | 0 | 0 | 0 | 0 | 1 | 0 | 0 | 0 | 0 | 0 | \$14,175 | local |
| Business Administration | | Simmons, S. | Adjunct | Non-Ranked | Part-time | 0% | 100% | 0% | 100% | 1 | 0 | 0 | 0 | 0 | 0 | 1 | 0 | 1 | 0 | 0 | 0 | \$14,175 | local |
| Business Administration | | Smith, R. | Adjunct | Non-Ranked | Part-time | 0% | 100% | 0% | 100% | 2 | 0 | 0 | 0 | 0 | 0 | 2 | 0 | 0 | 0 | 0 | 0 | \$14,175 | local |
| Human Development | | Allen, L. | Adjunct Retiree | Non-Ranked | Part-time | 0% | 100% | 0% | 100% | 0 | 0 | 0 | 0 | 0 | 0 | 0 | 0 | 0 | 0 | 0 | 0 | \$3,473 | local |
| Human Development | | Autry, L. | Adjunct Retiree | Non-Ranked | Part-time | 0% | 100% | 0% | 100% | 0 | 0 | 1 | 0 | 0 | 0 | 0 | 0 | 0 | 0 | 0 | 0 | \$4,050 | local |
| Human Development | | Bludau, J. | Adjunct | Non-Ranked | Part-time | 0% | 100% | 0% | 100% | 0 | 0 | 0 | 0 | 0 | 0 | 0 | 0 | 1 | 0 | 0 | 0 | \$4,050 | Local |
| Human Development | | Bucek, M. | Adjunct | Non-Ranked | Part-time | 0% | 100% | 0% | 100% | 0 | 0 | 0 | 0 | 0 | 0 | 0 | 0 | 0 | 0 | 0 | 0 | \$2,250 | Local |
| Human Development | | Cavazos, L. | Adjunct | Non-Ranked | Part-time | 0% | 100% | 0% | 100% | 0 | 0 | 0 | 0 | 0 | 0 | 0 | 0 | 1 | 0 | 0 | 0 | \$6,278 | local |
| Human Development | | Collins, C. | Adjunct | Non-Ranked | Part-time | 0% | 100% | 0% | 100% | 0 | 0 | 1 | 0 | 0 | 0 | 0 | 0 | 4 | 0 | 0 | 0 | \$7,898 | local |
| Human Development | | Cortines, T. | Adjunct | Non-Ranked | Part-time | 0% | 100% | 0% | 100% | 1 | 0 | 0 | 0 | 0 | 0 | 1 | 0 | 0 | 0 | 0 | 0 | \$4,658 | local |
| Human Development | | Cowley, J. | Adjunct | Non-Ranked | Part-time | 0% | 100% | 0% | 100% | 0 | 0 | 0 | 0 | 0 | 0 | 0 | 0 | 0 | 0 | 0 | 0 | \$5,468 | local |
| Human Development | | de los Santos, D. | Adjunct Retiree | Non-Ranked | Part-time | 0% | 100% | 0% | 100% | 0 | 0 | 0 | 0 | 0 | 0 | 0 | 0 | 0 | 0 | 0 | 0 | \$3,128 | local |
| Human Development | | Dillon, G. | Adjunct | Non-Ranked | Part-time | 0% | 100% | 0% | 100% | 0 | 0 | 1 | 0 | 0 | 0 | 0 | 0 | 0 | 0 | 0 | 0 | \$2,430 | Local |
| Human Development | | Elder, J. | Adjunct | Non-Ranked | Part-time | 0% | 100% | 0% | 100% | 0 | 0 | 1 | 0 | 0 | 0 | 0 | 0 | 1 | 0 | 0 | 0 | \$6,278 | Local |
| Human Development | | Ford, J. | Adjunct | Non-Ranked | Part-time | 0% | 100% | 0% | 100% | 3 | 0 | 0 | 0 | 0 | 0 | 3 | 0 | 0 | 0 | 0 | 0 | \$10,125 | Local |
| Human Development | | Friedman, P. | Adjunct Retiree | Non-Ranked | Part-time | 0% | 100% | 0% | 100% | 0 | 0 | 0 | 0 | 0 | 0 | 0 | 0 | 0 | 0 | 0 | 0 | \$2,383 | Local |
| Human Development | | Fry, J. | Retiree, Modified Faculty | Non-Ranked | Part-time | 0% | 100% | 0% | 100% | 2 | 0 | 0 | 0 | 0 | 0 | 2 | 0 | 0 | 0 | 0 | 0 | \$70,955 | State |
| Human Development | | Garza, M. | Adjunct | Non-Ranked | Part-time | 0% | 100% | 0% | 100% | 1 | 0 | 0 | 0 | 0 | 0 | 1 | 0 | 0 | 0 | 0 | 0 | \$4,658 | Local |
| Human Development | | Griffin, R. | Adjunct Retiree | Non-Ranked | Part-time | 0% | 100% | 0% | 100% | 0 | 0 | 1 | 0 | 0 | 0 | 0 | 0 | 0 | 0 | 0 | 0 | \$6,278 | Local |
| Human Development | | Hardin, V. | Adjunct | Non-Ranked | Part-time | 0% | 100% | 0% | 100% | 0 | 0 | 0 | 0 | 0 | 0 | 0 | 0 | 0 | 0 | 0 | 0 | \$2,441 | Local |
| Human Development | | Harris, T. | Adjunct | Non-Ranked | Part-time | 0% | 100% | 0% | 100% | 0 | 0 | 1 | 0 | 0 | 0 | 0 | 0 | 0 | 0 | 0 | 0 | \$7,290 | local |
| Human Development | | Heinsohn, H. | Adjunct | Non-Ranked | Part-time | 0% | 100% | 0% | 100% | 0 | 0 | 0 | 0 | 0 | 0 | 0 | 0 | 0 | 0 | 0 | 0 | \$7,118 | Local |
| Human Development | | Holmberg-Abel, D. | Adjunct Retiree | Non-Ranked | Part-time | 0% | 100% | 0% | 100% | 0 | 0 | 2 | 0 | 0 | 0 | 0 | 0 | 2 | 0 | 0 | 0 | \$10,530 | Local |
| Human Development | | Hood, S. | Adjunct | Non-Ranked | Part-time | 0% | 100% | 0% | 100% | 0 | 0 | 0 | 0 | 0 | 0 | 0 | 0 | 1 | 0 | 0 | 0 | \$3,375 | Local |
| Human Development | | Jones-Trebatoski, K. | Adjunct | Non-Ranked | Part-time | 0% | 100% | 0% | 100% | 0 | 0 | 1 | 0 | 0 | 0 | 0 | 0 | 1 | 0 | 0 | 0 | \$7,290 | Local |
| Human Development | | Kenahan, R. | Adjunct | Non-Ranked | Part-time | 0% | 100% | 0% | 100% | 0 | 0 | 1 | 0 | 0 | 0 | 0 | 0 | 1 | 0 | 0 | 0 | \$5,468 | Local |
| Human Development | | Kubelka, K. | Adjunct Retiree | Non-Ranked | Part-time | 0% | 100% | 0% | 100% | 1 | 0 | 0 | 0 | 0 | 0 | 1 | 0 | 0 | 0 | 0 | 0 | \$12,107 | Local |
| Human Development | | Maxwell, J. | Adjunct | Non-Ranked | Part-time | 0% | 100% | 0% | 100% | 0 | 0 | 0 | 0 | 0 | 0 | 0 | 0 | 0 | 0 | 0 | 0 | \$1,125 | Local |
| Human Development | | Murphree, C. | Adjunct | Non-Ranked | Part-time | 0% | 100% | 0% | 100% | 1 | 0 | 0 | 0 | 0 | 0 | 2 | 0 | 0 | 0 | 0 | 0 | \$7,245 | Local |
| Human Development | | Nevel, D. | Adjunct | Non-Ranked | Part-time | 0% | 100% | 0% | 100% | 0 | 0 | 2 | 0 | 0 | 0 | 0 | 0 | 2 | 0 | 0 | 0 | \$12,555 | Local |
| Human Development | | Novotny, M. | Adjunct | Non-Ranked | Part-time | 0% | 100% | 0% | 100% | 0 | 0 | 1 | 0 | 0 | 0 | 0 | 0 | 1 | 0 | 0 | 0 | \$7,290 | Local |
| Human Development | | Patek, T. | Adjunct | Non-Ranked | Part-time | 0% | 100% | 0% | 100% | 0 | 0 | 0 | 0 | 0 | 0 | 0 | 0 | 0 | 0 | 0 | 0 | \$4,000 | Local |
| Human Development | | Peters, N. | Adjunct | Non-Ranked | Part-time | 0% | 100% | 0% | 100% | 0 | 0 | 0 | 0 | 0 | 0 | 0 | 0 | 0 | 0 | 0 | 0 | \$567 | Local |
| Human Development | | Pribyl, T. | Adjunct | Non-Ranked | Part-time | 0% | 100% | 0% | 100% | 1 | 0 | 0 | 0 | 0 | 0 | 1 | 0 | 0 | 0 | 0 | 0 | \$2,070 | State |
| Human Development | | Prince, D. | Adjunct Retiree | Non-Ranked | Part-time | 0% | 98 | 100% | 100% | 2 | 0 | 0 | 0 | 0 | 0 | 1 | 0 | 1 | 0 | 0 | 0 | \$51,823 | Local |
| Human Development | | Rice, S. | Adjunct Retiree | Non-Ranked | Part-time | 0% | 100% | 0% | 100% | 0 | 0 | 0 | 0 | 0 | 0 | 0 | 0 | 0 | 0 | 0 | 0 | \$5,040 | Local |

University of Houston - Victoria
Faculty Workload Report - Fall 2019 and

KEY: UG - Undergraduate Class; GR - Graduate Class; SP - Special Professional Class; ORG - Organized Class; NON - Non Organized Class

| COLLEGE NAME | DEPARTMENT / UNIT | FACULTY NAME | FACULTY TITLE/RANK | RANKED / NON-RANKED | Full-time/ Part-time | AY 19-20 Percent (%) Effort | | | | #) Classes Taught Fall 2019 | | | | | | #) Classes Taught Spring 2020 | | | | | | Salary | Funding Source | | | |
|-------------------|-------------------|----------------|--------------------|---------------------|----------------------|-----------------------------|------------------------|---------|------------------|-----------------------------|-----|-----|-----|-----|-----|-------------------------------|-----|-----|-----|-----|-----|--------|----------------|---|----------|-------|
| | | | | | | Research & Scholarship | Teaching & Instruction | Service | Total (%) Effort | UG | | GR | | SP | | UG | | GR | | SP | | | | | | |
| | | | | | | | | | | ORG | NON | ORG | NON | ORG | NON | ORG | NON | ORG | NON | ORG | NON | | | | | |
| Human Development | | Schuelke, D. | Adjunct Retiree | Non-Ranked | Part-time | 0% | 100% | 0% | 100% | 0 | 0 | 0 | 0 | 0 | 0 | 0 | 0 | 0 | 0 | 0 | 0 | 0 | 0 | 0 | \$4,465 | Local |
| Human Development | | Shepherd, Q. | Adjunct | Non-Ranked | Part-time | 0% | 100% | 0% | 100% | 0 | 0 | 0 | 0 | 0 | 0 | 0 | 0 | 0 | 0 | 1 | 0 | 0 | 0 | 0 | \$3,375 | Local |
| Human Development | | Soliz, C. | Adjunct | Non-Ranked | Part-time | 0% | 100% | 0% | 100% | 2 | 0 | 0 | 0 | 0 | 0 | 0 | 1 | 0 | 0 | 0 | 0 | 0 | 0 | 0 | \$8,775 | Local |
| Human Development | | Stehling, S. | Adjunct | Non-Ranked | Part-time | 0% | 100% | 0% | 100% | 1 | 0 | 0 | 0 | 0 | 0 | 0 | 1 | 0 | 0 | 0 | 0 | 0 | 0 | 0 | \$5,783 | Local |
| Human Development | | Thedford, G. | Adjunct Retiree | Non-Ranked | Part-time | 0% | 100% | 0% | 100% | 0 | 0 | 0 | 0 | 0 | 0 | 0 | 0 | 0 | 0 | 0 | 0 | 0 | 0 | 0 | \$3,426 | local |
| Human Development | | Trowbridge, S. | Adjunct Retiree | Non-Ranked | Part-time | 0% | 100% | 0% | 100% | 1 | 0 | 1 | 0 | 0 | 0 | 0 | 1 | 0 | 1 | 0 | 0 | 0 | 0 | 0 | \$7,526 | Local |
| Human Development | | Wang, M. | Adjunct | Non-Ranked | Part-time | 0% | 100% | 0% | 100% | 1 | 0 | 0 | 0 | 0 | 0 | 0 | 1 | 0 | 0 | 0 | 0 | 0 | 0 | 0 | \$5,468 | Local |
| Human Development | | Wilhelm, C. | Adjunct | Non-Ranked | Part-time | 0% | 100% | 0% | 100% | 1 | 0 | 0 | 0 | 0 | 0 | 0 | 2 | 0 | 0 | 0 | 0 | 0 | 0 | 0 | \$7,245 | Local |
| Human Development | | Wilkinson, M. | Adjunct | Non-Ranked | Part-time | 0% | 100% | 0% | 100% | 2 | 0 | 0 | 0 | 0 | 0 | 0 | 0 | 0 | 0 | 0 | 0 | 0 | 0 | 0 | \$10,935 | Local |
| Human Development | | Williams, K. | Adjunct | Non-Ranked | Part-time | 0% | 100% | 0% | 100% | 0 | 0 | 0 | 0 | 0 | 0 | 0 | 0 | 0 | 1 | 0 | 0 | 0 | 0 | 0 | \$3,375 | Local |

legislature mandates costs of living increases, this action does not necessarily preclude merit increases.

Promotion to associate professor carries a 4% increase in salary exclusive of any other raise; for promotion to full professor, the increase is 6%. The Table of Employment decisions can be found in Section 3.7 or in the UHV Dean's Guide.

3.12 Workload and Compensation

Expectations regarding teaching, research/scholarship, and service workloads are noted below. Refer to each academic school for specific workload standards.

3.12.1 Teaching Workload Expectation

The teaching workload expectation is 12 semester hours of course instruction or its equivalent. Schools are responsible for providing more specific guidance for meeting these expectations. This standard may be modified only with the dean's approval; however, each faculty member paid full time from the appropriations item "Faculty Salaries" shall report no less than nine hours of course instruction or its equivalent each semester.

In addition to course instruction, the teaching workload standard may include advising students, directing independent studies and theses, and developing curriculum.

One research scholarship workload expectation is defined as one (1) semester credit hour of assigned teaching or the reassigned equivalent. The normal teaching load for full-time faculty at UHV is 12 credit hours of organized classes that meet minimum enrollment standards.

The school shall maintain credit generation at the existing or expected level or above, based on expected teaching loads for each full-time faculty member.

3.12.1.1 Minimum Course Enrollments

Classes may be cancelled if they do not meet the State funding formula of ten undergraduate students or five graduate students. However, at UHV the class size expectation will be decided annually by the provost based on institutional necessity and financial considerations. Minimum class size will be communicated to the deans and shared with the faculty. The provost decides exceptions, based on a recommendation by the dean.

3.12.1.2 Course Load Modification

As specified in initial letters of appointment, the standard teaching load at UHV is 12 credits per semester. School deans may make modifications to the semester credit load, which may include research, administrative tasks or serving as Faculty Senate president. If the semester credit load has been modified for the express purpose of allowing a faculty member more time for research, summer teaching shall be comparably reduced, and the faculty member shall not teach a course elsewhere for extra pay.

3.12.1.3 Overload Teaching

Overloads shall be approved in advance and are paid at adjunct rates. An overload shall not exceed one three-credit course, or the equivalent, per semester or summer and is considered to be an infrequent and temporary recourse. Faculty members receiving course load reductions are not eligible for overloads. As an exception to this policy, faculty members who agree to teach an overload in response to an unanticipated institutional need will be compensated in accordance with the applicable adjunct rate, regardless of whether the standard teaching load has been reduced.

3.12.1.4 Summer Scheduling and Compensation

Expectations for summer school scheduling and compensation are subject to change in accordance with university, UH System, or state mandates; the availability of funds; and curricular needs. Faculty members are not obligated to accept summer teaching assignments, and the university is not obligated to make them available.

If available, summer teaching rates for full-time faculty members are currently set at one-twelfth of the member's nine-month base salary for each three-credit summer course that meets minimum enrollment standards. Based on availability of funds, two courses are considered a normal summer teaching load. The third course will be paid at adjunct rates. Faculty members on modified contracts are paid in accordance with their contracts.

Most faculty members can anticipate at least limited summer teaching opportunities, depending on enrollment demand in their field, but summer teaching assignments are not guaranteed and are subject to cancellation.

Faculty employed during the summer are not eligible for summer release time, and they are expected to maintain service and research obligations during the summer.

3.12.1.5 Faculty Availability

All full-time faculty shall be available for university activities during the academic year. Services shall include, but are not limited to, committee meetings, faculty meetings, student advising meetings, commencement attendance at least once per year, and meetings with UHV administrators. Faculty are expected to be available one week prior to the start of each semester.

3.12.1.6 Academic Advising

Each school shall establish a procedure for advising both new and continuing students at regular intervals and at designated times during the academic year. Although all faculty members may not always be directly involved in the advising of students, it is the responsibility of all faculty members to know the rules and regulations applying to the admission, enrollment, and degree requirements. The appropriate school administers and coordinates all advising assignments and activities.

3.12.1.7 Office Hours

Faculty members shall maintain regular face-to-face or virtual office hours when students, staff, or colleagues may contact them. Although office hours may vary depending upon the nature of the individual's assignment and upon the number of student advisees, the following expectations apply to all full-time, part-time, and adjunct faculty:

1. Faculty shall schedule and maintain a minimum of one office hour per week, per course, at times convenient to students and be available by appointment.
2. Faculty shall post office hours on or near the faculty office door and in syllabi. Faculty are required to notify the school dean's or department chair's office of office hours.
3. When office hours cannot be kept as scheduled or must be changed, school administrative assistants shall be informed, and notices shall be posted in the on-line class, on the classroom door, or near the faculty office door.
4. Faculty will indicate in the course syllabus the expected time frame for responding to online student inquiries. When unusual circumstances will prevent regular access, faculty will post this information in the online course(s) affected.

3.12.1.8 Faculty Load Monitoring and Reporting

The Office of Institutional Research and Effectiveness is designated as responsible for monitoring individual faculty workloads and preparing an annual faculty workload report. This report is reviewed and approved by the Provost in preparation for submission to the UH System Board of Regents by the UH System Senior Vice Chancellor for Academic Affairs.

3.12.2 Research/Scholarship Workload Standard

Research/scholarship activities include the work done by faculty members outside the classroom. All faculty members at UHV are expected to participate in scholarly activities, such as, engaging in the design and implementation of new studies and publication of results, grant proposal submission, contributions to knowledge in their professional fields, or creative activities that are closely connected and appropriate to their disciplines.

3.12.3 Service Workload Standard

Faculty members are expected to participate in service to the school, university, profession, and the community. Service may contribute to teaching or scholarly activities. Examples of service activities include participation in program development and assessment, service to students and student organizations, service to professional societies, and service to the greater community.

3.12.4 Salary and Method of Payment

Appointments of full-time faculty are based on nine months of teaching. All full-time faculty have the option of being paid in nine or 12 equal monthly payments; this option shall be

**UNIVERSITY OF HOUSTON SYSTEM
BOARD OF REGENTS AGENDA**

COMMITTEE: Academic and Student Success

ITEM: GRE in UH Law Center Admissions – University of Houston

DATE PREVIOUSLY SUBMITTED:

SUMMARY:

The University of Houston Law Center is proposing a modification to its admission standards. Approximately 60 out of almost 200 ABA accredited law schools are using the GRE in lieu of the LSAT in evaluating law school applicants for admissions. Once approved, the Law Center would join its Texas competitors (UT Austin School of Law, SMU Dedman School of Law, and Texas A&M School of Law) by having this additional metric in evaluating applicants.

Use of the GRE in Law Center admissions will reduce barriers to entry for students who take multiple standardized tests. It would also ease the admissions process for joint degree programs for students who already have a GRE. Overall, it should help expand the market of qualified and talented law school students from which the Law Center can recruit.

SUPPORTING DOCUMENTATION: Justification

FISCAL NOTE: None

**RECOMMENDATION/
ACTION REQUESTED:** Administration recommends approval of this item

COMPONENT: University of Houston



08/19/2020

PRESIDENT

Renu Khator

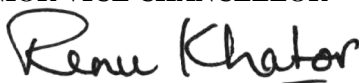
DATE



SENIOR VICE CHANCELLOR

Paula Myrick Short

8/6/2020
DATE



CHANCELLOR

Renu Khator

08/19/2020
DATE

UH Law Center – GRE in Admissions

Approximately 60 out of almost 200 American Bar Association (ABA) accredited law schools are using the Graduate Records Examination (GRE) in lieu of the Law School Admission Test (LSAT) in evaluating law school applicants for admissions. If approved, the Law Center would join its Texas competitors (UT Austin School of Law, SMU Dedman School of Law, and Texas A&M School of Law) by having this additional metric in evaluating applicants.

Use of the GRE in Law Center admissions will reduce barriers to entry for students who take multiple standardized tests. It would also ease the admissions process for some of the college's joint degree programs for students who already have a GRE. Overall, it should help expand the market of qualified and talented law school students from which the Law Center can recruit.

On November 2, 2018, with a vote of 35 to 6 in favor, the UH Law Center faculty approved accepting an applicant's GRE score in lieu of an LSAT score for admission subject to statistical study of its validity. A national study of 21 law schools found that the GRE is a strong, generalizable valid predictor of first-year law school grades. The Law Center has comparable entry credentials of its law students as the law schools in the national study. Of the Law Center students who have both LSAT and GRE scores, their first-year academic performance is reasonably related to their first year GPA. For these reasons, we believe that the GRE will be an equally responsive measure in determining Law Center applicant's academic potential.

**UNIVERSITY OF HOUSTON SYSTEM
BOARD OF REGENTS AGENDA**

COMMITTEE: Academic and Student Success

ITEM: Approval of a Master of Science in Artificial Intelligence – University of Houston-Downtown

DATE PREVIOUSLY SUBMITTED:

SUMMARY:

The University of Houston-Downtown requests approval to establish a Master of Science in Artificial Intelligence. The proposed degree combines theoretical knowledge of AI with hands-on training in AI-specific applications through programming languages. Graduates will be prepared for jobs in automotive, supply-chain, computer-gaming, finance, military, and data security industries as companies are seeking automation and AI-based decision-making approaches in their businesses. According to the Bureau of Labor Statistics, employment in these occupations is expected to grow 13% from 2016 to 2026 adding about 557,100 new jobs. Additionally, employment of software developers is expected to increase by 24% (302,500 new jobs), and computer and information research scientists is expected to increase by 19% (5,400 new jobs). Locally, the Texas Workforce Commission projected excellent employment prospects for software developers and computer and information research scientists in the Gulf Coast area, with 19% growth from 2016 to 2026 adding about 4,938 new jobs. This program is the first program of its kind in the Houston metropolitan region. No universities in the UH System or other local universities offer graduate programs with an AI concentration. The program expects to generate revenue starting in its fourth year.

SUPPORTING DOCUMENTATION: Program Description and Financial Pro Forma

FISCAL NOTE: None


**RECOMMENDATION/
ACTION REQUESTED:** Administration recommends approval of this item

COMPONENT: University of Houston-Downtown




PRESIDENT Antonio Tillis

8/7/2020
DATE



SENIOR VICE CHANCELLOR Paula Myrick Short

8/6/2020
DATE



CHANCELLOR Renu Khator

08/19/2020
DATE

EXECUTIVE SUMMARY

Congruence with System Goals and University Mission

This program is consistent with UHD's mission to "engage with the community to address the needs and advance the development of the region." Of particular import is our focus on providing new opportunities for career advancement for our highly diverse student body. The program is designed to allow working adults to complete the program via hybrid and online coursework.

Artificial Intelligence (AI) combines science and engineering to make intelligent machines and systems. The rapid growth of AI-related careers reflects AI's position in the transformation of business and personal lives. There are more job opportunities, greater responsibilities, and higher wages as companies apply AI in more functions. Houston, being the 4th largest city in the US, has a diverse and vibrant spectrum of industries and business, has a growing demand of individuals with AI skills. However, the Houston area does not have an AI-specific master's program that can provide systematic knowledge on AI. The proposed graduate program in AI (MSAI) is intended to fill this gap. Furthermore, it aims to enrich degree programs at UHD and support the goals of the University of Houston System by providing cutting-edge education for the region, with particular attention to offering students opportunities for career success in the following ways:

1. Market need: The National Science Foundation (NSF) noted recently that to stay competitive companies will have to become AI-competent companies (Statement on Artificial Intelligence for American Industry, 2018). Indeed.com, an online job search website, reported that employer demand for AI-related roles has more than doubled over the past three years. In addition, their report stated that the number of AI-related job postings as a share of all job postings is up 119%. Indeed.com lists about 60 jobs and LinkedIn lists about 240 jobs in the Houston area specific to AI and machine learning (as of July 20, 2020). This new master's program aims to provide an AI-oriented education opportunity to meet this growing demand at the regional and national levels.
2. Student Success via employment: the market need is reflected by emerging jobs in AI. By offering this degree, UHD makes its student body marketable by providing them with AI-specific skills to meet the latest labor market demand, and keep them competitive both locally and regionally.
3. Student Success via graduate education: the proposed program opens a new pathway of graduate education to UHD's undergraduate students from various disciplines including computer science, mathematics, and data science.
4. Meeting the needs of local and regional employers: To understand the industry's perspective on AI-related careers and the need for an MSAI, UHD convened an industrial advisory committee in April, 2019 consisting of representatives from key regional industries including oil and gas (e.g., Schlumberger), health care (e.g., Memorial Hermann), and software companies providing AI solutions (e.g., KPISoft and UiPath). The committee agreed that the AI market is expected to increase in coming years and a major restraining factor of the growth would be the shortage of AI specialists. The committee members were excited by UHD's plan to create an MSAI; the curriculum reflects their input, including a required course in natural language processing and an elective course on robotics process automation. The committee appreciated the inclusion of application-oriented courses such as AI in Business Intelligence, AI in Biomedical, and AI in Engineering. The committee concluded that the knowledge gained through the program will contribute to the advancement of local industries such as oil and gas, healthcare, and aerospace. According to a study on the careers that have the highest salaries and largest growth opportunities, AI specialist is "at the top of the job pyramid" (*Houston Chronicle*, 2018).

Program Description

The Master of Science in Artificial Intelligence program (MSAI) is a 30-hour application-oriented program that combines theoretical knowledge of AI with hands-on training in AI-specific applications through programming languages such as Python and open source libraries such as TensorFlow. Graduates will be prepared for jobs in the automotive industry, supply-chain industry, computer-gaming, finance, military, and data security as companies are seeking automation and AI-based decision-making approaches in their businesses.

Graduates of the Master of Science in Artificial Intelligence program will be able to:

- a) Explore, prepare, and clean data.
- b) Transfer data into machine-learning representations of unsupervised, supervised, or reinforcement learning.
- c) Design and develop intelligent agents and expert systems that receive percepts from the environment and perform actions.
- d) Communicate and summarize AI solutions in written, oral, and visual form.

Student and Job Market Demand

The MSAI is designed to meet the growing needs for individuals with AI-specific skillsets. AI-related jobs fall under a broader category of Computer and Information Technology Occupations. According to the Bureau of Labor Statistics (BLS), employment in these occupations is expected to grow 13 percent from 2016 to 2026 adding about 557,100 new jobs. Additionally, employment of software developers is expected to increase by 24 percent (302,500 new jobs), and employment of computer and information research scientists is expected to increase by 19 percent (5,400 new jobs). Locally, the Texas Workforce Commission projected excellent employment prospects for software developers and computer and information research scientists in the Gulf Coast area, with employment in these areas expected to grow by 19 percent from 2016 to 2026 adding about 4,938 new jobs. Through this degree, UHD MSAI graduates will have the AI-specific skills to meet this emerging labor market demand, both locally and regionally.

Program Duplication

The UHD MSAI is the first program of its kind in the Houston metropolitan region. None of the other universities in the UH System offer a graduate program with an AI concentration. Nor do other local universities (TSU; Rice; Sam Houston State; PVAMU) offer graduate programs with an AI concentration.

Faculty Resources

UHD computer science faculty consists of seven (7) tenured and tenure-track members. The computer science faculty have the skills, knowledge, expertise, and experience to initiate the MSAI program. As demand grows, we will recruit additional faculty to maintain quality and accreditation standards.

State or National Need

AI developers can be employable in multiple business sectors including the automotive industry, supply-chain industry, computer-gaming, finance, military, and data security. Demands for AI-skilled employees are growing as noted earlier; companies are seeking automation and AI-based decision-making approaches in their businesses. A taskforce formed by Houston Mayor Sylvester Turner to study possibilities to make the city a tech and innovative hub cited artificial intelligence, medical devices, cyber security, and robotics as promising industries because of the city's existing science and technology infrastructure. Local companies such as Accenture, IBM, Avanade, Shell, Deloitte, UiPath, KPISoft, and MD Anderson are actively recruiting individuals with AI skills.

PRO FORMA FOR UHD MS in Artificial Intelligence

| Enrollments | Operating Years | | | | | |
|--------------|-----------------|-----------|-----------|-----------|-----------|-----------|
| | Year 0 | FY22 | FY23 | FY24 | FY26 | FY27 |
| | | Fall 2021 | Fall 2022 | Fall 2023 | Fall 2024 | Fall 2025 |
| Cohort 1 | | 14 | 12 | | | |
| Cohort 2 | | | 24 | | | |
| Cohort 3 | | | | 20 | | |
| Cohort 4 | | | | 30 | 26 | |
| Cohort 5 | | | | | 36 | 31 |
| Cohort 6 | | | | | | 40 |
| Total | | 14 | 36 | 50 | 62 | 71 |

| Expenses | Salary | 5-year Average % effort | Year 0 | FY22 | FY23 | FY24 | FY26 | FY27 |
|--|----------------|-------------------------------|-------------------|---------------------|---------------------|--------------------|-------------------|-------------------|
| | | | Faculty (9 month) | | | | | |
| Professor - Lin Hong | \$ 101,018 | 5% | - | - | 21,647 | - | 21,647 | 22,080 |
| Professor - Shengli Yuan | \$ 89,180 | 3% | - | - | - | 19,492 | - | 19,492 |
| Associate Prof - Dvijesh Shastri | \$ 81,818 | 23% | - | 17,532 | 35,065 | 35,766 | 35,766 | 35,766 |
| Assistant Prof - Benjamin Soibam | \$ 72,500 | 13% | - | 31,071 | 15,536 | - | 15,846 | 15,846 |
| Assistant Prof - Yuchou Chang | \$ 72,500 | 19% | - | 15,536 | 31,071 | 31,693 | 31,693 | 31,693 |
| Assistant Prof - Ting Zhang | \$ 72,500 | 10% | - | 15,536 | - | 15,846 | - | 31,693 |
| Assistant Prof - Ling Xu | \$ 72,500 | 15% | - | 15,536 | 15,536 | 15,846 | 31,693 | 15,846 |
| Associate Prof - Vassilios Tzouanas | \$ 80,820 | 5% | - | - | 17,319 | - | - | 17,665 |
| Assistant Prof - New Hire | \$ 72,000 | 20% | - | - | 31,071 | 31,474 | 31,474 | 31,474 |
| Adjunct Faculty for Undergrad programs | | | - | 19,200 | 25,600 | 22,400 | 25,600 | 35,200 |
| Subtotal | 714,836 | 111% | - | 114,411 | 192,844 | 172,518 | 193,719 | 256,756 |
| Faculty FTE | | | | 0.75 | 1.25 | 1.13 | 1.05 | 1.38 |
| Staff (12 month) | | | | | | | | |
| Adm. Support and Advisor | 39,900 | 25% | - | 9,975 | 9,975 | 9,975 | 9,975 | 9,975 |
| Program coordinator | 72,500 | 20% | - | 13,838 | 13,838 | 13,838 | 13,838 | 13,838 |
| Subtotal | 112,400 | 45% | - | 23,813 | 23,813 | 23,813 | 23,813 | 23,813 |
| Staff FTE | | | | 0.45 | 0.45 | 0.45 | 0.45 | 0.45 |
| Total Salaries | | | - | 138,224 | 216,658 | 196,332 | 217,533 | 280,569 |
| Benefits @ 28% | | | - | 38,703 | 60,664 | 54,973 | 60,909 | 78,559 |
| Total Personnel | | | - | 176,927 | 277,322 | 251,304 | 278,442 | 359,128 |
| Non-Personnel | | | | | | | | |
| Annual maintenance & operations | | | - | 10,000 | 10,000 | 10,000 | 7,000 | 7,000 |
| Marketing and Recruiting | | | - | 10,000 | 10,000 | 5,000 | 2,000 | 2,000 |
| Graduate Assistantships | | | - | - | - | - | - | - |
| Accreditation | | | - | - | 10,000 | 8,600 | - | - |
| Library support | | | - | 5,000 | 5,000 | 5,000 | 5,000 | 5,000 |
| Laboratory start up & Maintenance | | | - | 50,000 | 10,000 | 10,000 | 5,000 | 5,000 |
| Professional Development | | | - | 25,000 | 10,000 | 5,000 | 5,000 | 5,000 |
| Other | | | - | - | - | - | - | - |
| Total Non-Personnel | | | - | 100,000 | 55,000 | 43,600 | 24,000 | 24,000 |
| Allocated to university operations | 35% | | - | 24,696 | 63,328 | 88,906 | 108,486 | 124,538 |
| Total Annual Expense | | | \$ - | \$ 301,623 | \$ 395,649 | \$ 383,810 | \$ 410,928 | \$ 507,667 |
| Revenue | | | | | | | | |
| Formula Funding Generated | | | - | - | - | 220,451 | 220,451 | 377,654 |
| Statutory Tuition Applied to Formula | | | - | - | - | (26,925) | (26,925) | (46,125) |
| Subtotal: State General Revenue | | | - | - | - | 193,526 | 193,526 | 331,529 |
| UHD Tuition and Fees | | | - | 70,560 | 180,936 | 254,016 | 309,960 | 355,824 |
| Allocated to set aside per student | | | - | (2,363) | (6,058) | (8,505) | (10,378) | (11,914) |
| Total Revenue from Enrollment | | | - | 68,198 | 174,878 | 439,037 | 493,108 | 675,439 |
| College Existing Resources | | | - | 95,211 | 136,173 | 118,644 | 136,645 | 190,082 |
| Net Revenue | | | - | 163,409 | 311,051 | 557,681 | 629,753 | 865,520 |
| Net Annual Gain/(Loss) | | | - | \$ (138,215) | \$ (84,599) | \$ 173,871 | \$ 218,826 | \$ 357,853 |
| Cumulative Gain/(Loss) | | | - | \$ (138,215) | \$ (222,813) | \$ (48,942) | \$ 169,884 | \$ 527,737 |

**UNIVERSITY OF HOUSTON SYSTEM
BOARD OF REGENTS AGENDA**

COMMITTEE: Academic and Student Success

ITEM: Approval of a Master of Science in Entrepreneurship – University of Houston

DATE PREVIOUSLY SUBMITTED:

SUMMARY:




The University of Houston requests approval to establish a Master of Science in Entrepreneurship. The proposed degree is designed to give existing and aspiring sales leaders the skills and networks to be successful. The program offers customized learning that allows students to tailor the program to their individual interests and opportunities to network with Houston's business community. According to the U.S. Small Business Administration, 18,499 establishments started in Texas in the third quarter of 2016 alone, generating 80,792 new jobs. Entrepreneurs are not seeking jobs, they are providing jobs by the tens of thousands in Texas every year. This program would be the first Master of Science in Entrepreneurship offered in Texas. The University of Texas at Dallas offers an M.S. in Innovation and Entrepreneurship with tracks for either New Venture or Innovation within the Corporation. UH-Victoria offers an M.S. in Economic Development & Entrepreneurship for which much of the curriculum is economic development. The program expects to generate revenue starting in its third year.

SUPPORTING DOCUMENTATION: Program Description and Financial Pro Forma

FISCAL NOTE: None

**RECOMMENDATION/
ACTION REQUESTED:** Administration recommends approval of this item

COMPONENT: University of Houston

| | | |
|---|--------------------|-------------|
|  | | 08/19/2020 |
| PRESIDENT | Renu Khator | DATE |
|  | | 8/6/2020 |
| SENIOR VICE CHANCELLOR | Paula Myrick Short | DATE |
|  | | 08/19/2020 |
| CHANCELLOR | Renu Khator | DATE |

MASTER OF SCIENCE IN ENTREPRENEURSHIP

UNIVERSITY OF HOUSTON

Congruence with System Goals and University Mission

The mission of the University of Houston is to offer nationally competitive and internationally recognized opportunities for learning, discovery and engagement to a diverse population of students in a real-world setting, and the University's goals include student success, community advancement, and local and national recognition.

The proposed Master of Science in Entrepreneurship program will be an extension of the existing entrepreneurship program and will allow the C.T. Bauer College of Business to expand service to graduate students. This highly successful program is ranked #2 in the nation by The Princeton Review and was cited for excellence by the Texas Higher Education Coordinating Board in 2015. Graduates from the program have started hundreds of companies in the past ten years, and more than 90% of those companies are still in business. Overall, it is a nationally competitive program that has fostered student success and community advancement and has earned local and national recognition. The proposed M.S. in Entrepreneurship will afford similar opportunities to graduate students.

One of the college success measures is to "Prepare Graduates who will Change the World," as well as the number of graduate and professional degrees awarded. The proposed M.S. in Entrepreneurship will enhance the number of master's degrees awarded and is also consistent with Bauer's strategy to continue building enrollment through specialized graduate programs.

Program Description

The proposed Master of Science in Entrepreneurship is a 30 semester credit hour program and will consist of 15 hours of required courses, 6 hours of experiential study centered around the student's interests, and 9 hours of elective courses that allow students to build specific skills according to their needs and interests.

The program is designed to give existing and aspiring entrepreneurs the skills and networks to be successful. It offers customized learning that allows students to tailor the program to their individual interests and opportunities to network with Houston's business community.

The criteria for assessment will be consistent with those used in other programs in Bauer, and consistent with accreditation standards of the Association for the Advancement of Collegiate Schools of Business. Criteria for assessment will include defined learning goals, such as business planning skills, research skills, and written and oral communication skills. The entrepreneurial business plan course will be used to assess how well students demonstrate overall competence in all the skills they acquired. The program will also use business creation and business survival rates to assess alumni success.

Student and Job Market Demand

The market for graduate business education is large. The Graduate Management Admissions Council, which administers the Graduate Management Admissions Test (GMAT), reports that 250,884 people took the GMAT exam in 2017 for master's programs in business and that specialized programs (e.g., M.S. programs) "continue to increase their market share of global GMAT score reports, growing from 29 percent of all scores sent in 2013 to 33 percent in 2017."

MASTER OF SCIENCE IN ENTREPRENEURSHIP UNIVERSITY OF HOUSTON

Evidence of interest in entrepreneurship education is seen in Bauer's undergraduate program. More than 2,000 students took at least one undergraduate Entrepreneurship course at UH last year, and more than 100 applied for the Wolff Center for Entrepreneurship undergraduate cohort program.

According to the U.S. Small Business Administration, 18,499 establishments started in Texas in the third quarter of 2016 alone, generating 80,792 new jobs. An important point is that entrepreneurs are not seeking jobs, they are providing jobs by the tens of thousands in Texas every year.

The proposed M.S. in Entrepreneurship will provide aspiring and existing entrepreneurs with knowledge and tools that enable them to build successful businesses and employ not only themselves but others as well.

Program Duplication

There is no other M.S. in Entrepreneurship in Houston, and no other M.S. in Entrepreneurship as such in Texas. The most similar program is at University of Texas at Dallas, which offers an M.S. in Innovation and Entrepreneurship with tracks for either New Venture or Innovation within the Corporation.

UH-Victoria offers an M.S. in Economic Development & Entrepreneurship for which much of the curriculum is economic development. University of Texas at Austin offers an M.S. in Technology Commercialization. Texas A&M offers an M.S. in Entrepreneurial Leadership as an option within Management, but their website has very little information about the program.

Faculty Resources

The Department of Marketing & Entrepreneurship will house the M.S. in Entrepreneurship program. Faculty for the core and individual study portions of the program will be drawn from the existing faculty of the department. The free electives in the program may be drawn from a variety of departments, and the faculty for those courses will likewise be drawn from the existing faculty of the respective departments.

State or National Need

The economic well-being of Texas and the nation depends on the availability of jobs. According to research by the Kauffman Foundation, "new businesses account for nearly all net new job creation" in the U.S. and "companies less than one year-old have created an average of 1.5 million jobs per year over the past three decades." The proposed program will provide aspiring and existing entrepreneurs with knowledge and resources that enable them to build successful businesses and provide jobs.

PRO FORMA FOR MS in Entrepreneurship

| | | Operating Years | | | | | |
|---|-----------------|-----------------|-------------|------------|------------|------------|------------|
| | | Year 0 | FY2022 | FY2023 | FY2024 | FY2025 | FY2026 |
| | | | Fall21 | Fall22 | Fall23 | Fall24 | Fall25 |
| Enrollments | | | | | | | |
| Cohort 1 | | | 4 | 4 | | | |
| Cohort 2 | | | | 6 | 6 | | |
| Cohort 3 | | | | | 14 | 14 | |
| Cohort 4 | | | | | | 6 | 6 |
| Cohort 5 | | | | | | | 14 |
| Cohort 6 | | | | | | | |
| Total | | | 4 | 10 | 20 | 20 | 20 |
| Expenses | | | | | | | |
| Faculty (9 month) | Salary % effort | Year 0 | FY2022 | FY2023 | FY2024 | FY2025 | FY2026 |
| Ed Blair, Professor | 225,875 10% | | 22,588 | 23,039 | 23,500 | 23,970 | 24,449 |
| Ye Hu, Associate Professor | 182,415 10% | | 18,242 | 18,606 | 18,978 | 19,358 | 19,745 |
| New adjunct for 1 new class | 8,000 100% | | 8,000 | 8,000 | 8,000 | 8,000 | 8,000 |
| Partha Krishnamurthy, Professor | 0% 0% | | - | - | - | - | - |
| Steve Werner, Professor | 0% 0% | | - | - | - | - | - |
| Alan Lish, Professor of Practice | 0% 0% | | - | - | - | - | - |
| Read Boles, Professor of Practice | 0% 0% | | - | - | - | - | - |
| Keith Rassin, Professor of Practice | 0% 0% | | - | - | - | - | - |
| Steven Wilbur, Professor of Practice | 0% 0% | | - | - | - | - | - |
| Subtotal | 416,290 120% | - | 48,829 | 49,646 | 50,479 | 51,328 | 52,195 |
| Faculty FTE | | | 0.5 | 0.5 | 0.5 | 0.5 | 0.5 |
| Staff (12 month) | | | | | | | |
| Position 1 | | | - | - | - | - | - |
| Position 2 | | | - | - | - | - | - |
| Position 3 | | | - | - | - | - | - |
| Position 4 | | | - | - | - | - | - |
| Position 5 | | | - | - | - | - | - |
| Position 6 | | | - | - | - | - | - |
| Graduate Students | | | - | - | - | - | - |
| Subtotal | - 0% | - | - | - | - | - | - |
| Staff FTE | | | | | | | |
| Total Salaries | | - | 48,829 | 49,646 | 50,479 | 51,328 | 52,195 |
| Benefits @ 20.5% | | - | 10,010 | 10,177 | 10,348 | 10,522 | 10,700 |
| Total Personnel | | - | 58,839 | 59,823 | 60,827 | 61,850 | 62,895 |
| Non-Personnel | | | | | | | |
| Marketing/Recruiting | | 20,000 | 10,000 | 10,000 | 10,000 | 10,000 | 10,000 |
| Scholarships & Tuition Assistantships | | | - | - | - | - | - |
| Annual maintenance & operations | | | - | - | - | - | - |
| Library and Information Technology | | | - | - | - | - | - |
| Accreditation | | | - | - | - | - | - |
| Facilities | | | - | - | - | - | - |
| Laboratory and other equipment | | | - | - | - | - | - |
| Other | | | - | - | - | - | - |
| Total Non-Personnel | | 20,000 | 10,000 | 10,000 | 10,000 | 10,000 | 10,000 |
| Allocated to university operations | 10% | | 4,726 | 11,816 | 25,382 | 25,382 | 27,610 |
| Total Annual Expense | | \$ 20,000 | \$ 73,565 | \$ 81,639 | \$ 96,209 | \$ 97,232 | \$ 100,505 |
| Revenue | | | | | | | |
| Formula Funding Generated | | | - | - | 24,107 | 24,107 | 54,789 |
| Statutory Tuition Applied to Formula | | | - | - | (6,600) | (6,600) | (15,000) |
| Subtotal: State General Revenue | | | - | - | 17,507 | 17,507 | 39,789 |
| UH Tuition and Fees | | | 50,584 | 126,459 | 252,918 | 252,918 | 252,918 |
| Allocated to set aside per student | | | (3,321) | (8,303) | (16,606) | (16,606) | (16,606) |
| Total Revenue from Enrollment | | | 47,262 | 118,156 | 253,819 | 253,819 | 276,101 |
| Philanthropy and other External Revenue | | | - | - | - | - | - |
| Net Revenue | | | 47,262 | 118,156 | 253,819 | 253,819 | 276,101 |
| Net Annual Gain/(Loss) | | (20,000) | \$ (26,303) | \$ 36,517 | \$ 157,611 | \$ 156,587 | \$ 175,596 |
| Cumulative Gain/(Loss) | | (20,000) | \$ (46,303) | \$ (9,785) | \$ 147,825 | \$ 304,412 | \$ 480,008 |

**UNIVERSITY OF HOUSTON SYSTEM
BOARD OF REGENTS AGENDA**

COMMITTEE: Academic and Student Success

ITEM: Approval of a Master of Science in Sales Leadership – University of Houston

DATE PREVIOUSLY SUBMITTED:

SUMMARY:




The University of Houston requests approval to establish a Master of Science in Sales Leadership. The proposed degree is designed to give existing and aspiring sales leaders the skills and networks to be successful. The program offers customized learning that allows students to tailor the program to their individual interests, and opportunities to network with Houston's business community. Today there are approximately 385,000 front line sales managers in the US and the profession is expected to grow 5% per year between 2014 and 2024. There are currently 26,420 front line sales managers in Texas. According to the U.S. Bureau of Labor Statistics, these front line sales managers typically receive no training to equip them for a role that is significantly different from their prior position, which is almost always a single contributor sales role. Nationwide, there are only five accredited universities that offer a graduate degree program focused on Sales. In Texas, UH-Downtown and UT-Dallas offer graduate certificates within other degree programs. The program expects to generate revenue starting in its fourth year.

SUPPORTING DOCUMENTATION: Program Description and Financial Pro Forma

FISCAL NOTE: None

**RECOMMENDATION/
ACTION REQUESTED:** Administration recommends approval of this item

COMPONENT: University of Houston

| | | |
|---|--------------------|-------------|
|  | | 08/19/2020 |
| <hr/> | | <hr/> |
| PRESIDENT | Renu Khator | DATE |
|  | | 8/6/2020 |
| <hr/> | | <hr/> |
| SENIOR VICE CHANCELLOR | Paula Myrick Short | DATE |
|  | | 08/19/2020 |
| <hr/> | | <hr/> |
| CHANCELLOR | Renu Khator | DATE |

MASTER OF SCIENCE IN SALES LEADERSHIP

UNIVERSITY OF HOUSTON

Congruence with System Goals and University Mission

The mission of the University of Houston is to offer nationally competitive and internationally recognized opportunities for learning, discovery and engagement to a diverse population of students in a real-world setting, and the University's goals include student success, community advancement, and local and national recognition.

The proposed Master of Science in Sales Leadership program will be an extension of the C.T. Bauer College of Business's highly successful Stagner Sales Excellence Institute (SEI). It will allow them to expand SEI offerings for graduate students and offer the first comprehensive Master of Science in Sales Leadership degree. The undergraduate sales program at the Bauer College of Business attracts more than 100 companies to its Fall and Spring Sales Career Fairs and has a 98% placement rate at graduation for entry level sales positions with companies such as 3M, BMC, Dell EMC, Fidelity, Hewlett Packard Enterprise, and Schlumberger. Bauer's doctoral students have won numerous awards including the American Marketing Association award for best dissertation in selling and sales management in 2006, 2007, 2008, 2009, 2013, 2014, 2015, and 2019. The proposed program will also facilitate the expansion of service to students at the master's level.

One of the college success measures is to "Prepare Graduates who will Change the World," and an associated indicator is the number of graduate and professional degrees awarded. The proposed M.S. in Sales Leadership will enhance the number of master's degrees awarded and is also consistent with Bauer's strategy to continue building enrollment through specialized graduate programs.

Program Description

The Master of Science in Entrepreneurship is a 30 semester credit hour program and will consist of 21 hours of required courses, including individual projects centered around the student's interests, and 9 hours of elective courses that allow students to build specific skills according to their needs and interests.

The proposed program is designed to give existing and aspiring sales leaders the skills and networks to be successful. It offers customized learning that allows students to tailor the program to their individual interests, and opportunities to network with Houston's business community.

The criteria for assessment will be consistent with those used in other programs in Bauer, and consistent with accreditation standards of the Association for the Advancement of Collegiate Schools of Business. Criteria for assessment will include defined learning goals, such as business planning skills, research skills, and written and oral communication skills. The entrepreneurial business plan course will be used to assess how well students demonstrate overall competence in all the skills they acquired. The program will also use business creation and business survival rates to assess alumni success.

Student and Job Market Demand

The market for graduate business education is large. The Graduate Management Admissions Council, which administers the Graduate Management Admissions Test (GMAT), reports that 250,884 people took the GMAT exam in 2017 for master's programs in business and that

MASTER OF SCIENCE IN SALES LEADERSHIP UNIVERSITY OF HOUSTON

specialized programs (e.g., M.S. programs) “continue to increase their market share of global GMAT score reports, growing from 29 percent of all scores sent in 2013 to 33 percent in 2017.”

At the undergraduate level, more than 1,900 students took at least one sales course at UH last year. More than 200 applied for the Sales Excellence Institute undergraduate cohort program.

According to the U.S. Bureau of Labor Statistics, these front line sales managers typically receive no training to equip them for a role that is significantly different from their prior position, which is almost always a single contributor sales role. Frank Cespedes, Senior Lecturer at Harvard Business School, states, "Moving from doer (individual contributor) to manager (someone who gets things done with and through others) is a challenge."

The proposed M.S. in Sales Leadership will provide aspiring and existing entrepreneurs with knowledge and tools that enable them to build successful businesses and employ not only themselves but others as well.

Program Duplication

According to the Sales Education Foundation, "Universities have done little to actively address the educational development of sales leaders." Nationally, we can only identify five accredited universities that offer a graduate degree program focused on Sales, as follows: William Paterson University, Alden University, Salem University, Strayer University, and University of Toledo.

In Texas, UH-Downtown and UT-Dallas offer graduate certificates within other degree programs.

Faculty Resources

The Department of Marketing and Entrepreneurship will house the M.S. in Sales Leadership program. Faculty for the core and individual study portions of the program will be drawn from the existing faculty of the department. The free electives in the program may be drawn from a variety of departments, and the faculty for those courses will likewise be drawn from the existing faculty of the respective departments.

State or National Need

Today there are approximately 385,000 front line sales managers in the US and the profession is expected to grow 5% per year between 2014 and 2024. There are currently 26,420 front line sales managers in Texas.

According to the Sales Education Foundation, "The sales leader is responsible for managing and leading one of the firm's most important assets, often with insufficient development and capability. This situation is complicated by the fact that many firms face a leadership gap. With many pending retirements and a significant portion of current sales management prospects being younger and with less experience, these firms are facing challenges in finding and developing new sales leaders."

PRO FORMA FOR MS in Sales Leadership

| | | | Operating Years | | | | | | | |
|--|--|-----|-----------------|----------|-----------|--------------|--------------|-------------|------------|------------|
| | | | Year 0 | FY2022 | FY2023 | FY2024 | FY2025 | FY2026 | | |
| | | | | Fall21 | Fall22 | Fall23 | Fall24 | Fall25 | | |
| Enrollments | | | | | | | | | | |
| Cohort 1 | | | | 8 | | | | | | |
| Cohort 2 | | | | | 15 | | | | | |
| Cohort 3 | | | | | | 20 | | | | |
| Cohort 4 | | | | | | | 20 | | | |
| Cohort 5 | | | | | | | | 20 | | |
| Cohort 6 | | | | | | | | | | |
| Total | | | | 8 | 15 | 20 | 20 | 20 | | |
| Expenses | | | | | | | | | | |
| Faculty (9 month) | | | Salary | % effort | Year 0 | FY2022 | FY2023 | FY2024 | FY2025 | FY2026 |
| Ed Blair, Professor | | | 225,875 | 10% | - | 22,588 | 23,039 | 23,500 | 23,970 | 24,449 |
| Mike Ahearne, Professor | | | 320,362 | 10% | - | 32,036 | 32,677 | 33,330 | 33,997 | 34,677 |
| Seshadri Tirunillai, Associate Professor | | | 176,865 | 40% | - | 70,746 | 72,161 | 73,604 | 75,076 | 76,578 |
| Carl Herman, Professor of Practice | | | 119,969 | 20% | - | 23,994 | 24,474 | 24,963 | 25,462 | 25,972 |
| Amy Vandaveer, Professor of Practice | | | 150,375 | 10% | - | 15,038 | 15,338 | 15,645 | 15,958 | 16,277 |
| Randy Webb, Professor of Practice | | | 178,976 | 10% | - | 17,898 | 18,256 | 18,621 | 18,993 | 19,373 |
| James Hess, Professor | | | | 0% | - | - | - | - | - | - |
| Ye Hu, Associate Professor | | | | 0% | - | - | - | - | - | - |
| Praveen Kumar, Professor | | | | 0% | - | - | - | - | - | - |
| Overload costs for 4 new classes | | | 23,000 | 100% | - | 23,000 | 23,000 | 23,000 | 23,000 | 23,000 |
| Subtotal | | | 1,195,423 | 200% | - | 205,299 | 208,945 | 212,664 | 216,457 | 220,326 |
| Faculty FTE | | | | | | 1 | 1 | 1 | 1 | 1 |
| Staff (12 month) | | | | | | | | | | |
| New Program Manager | | | 52,656 | 100% | - | 52,656 | 53,709 | 54,783 | 55,879 | 56,997 |
| Position 2 | | | | | - | - | - | - | - | - |
| Position 3 | | | | | - | - | - | - | - | - |
| Position 4 | | | | | - | - | - | - | - | - |
| Position 5 | | | | | - | - | - | - | - | - |
| Position 6 | | | | | - | - | - | - | - | - |
| Graduate Students | | | | | - | - | - | - | - | - |
| Subtotal | | | 52,656 | 100% | - | 52,656 | 53,709 | 54,783 | 55,879 | 56,997 |
| Staff FTE | | | | | | 1 | 1 | 1 | 1 | 1 |
| Total Salaries | | | | | - | 257,955 | 262,654 | 267,447 | 272,336 | 277,323 |
| Benefits @ 20.5% | | | | | - | 52,881 | 53,844 | 54,827 | 55,829 | 56,851 |
| Total Personnel | | | | | - | 310,836 | 316,498 | 322,274 | 328,165 | 334,174 |
| Non-Personnel | | | | | | | | | | |
| Marketing/Recruiting | | | | | 20,000 | 10,000 | 10,000 | 10,000 | 10,000 | 10,000 |
| Scholarships & Tuition Assistantships | | | | | | | - | - | - | - |
| Annual maintenance & operations | | | | | | | - | - | - | - |
| Library and Information Technology | | | | | | | - | - | - | - |
| Accreditation | | | | | | | - | - | - | - |
| Facilities | | | | | | | - | - | - | - |
| Laboratory and other equipment | | | | | | | - | - | - | - |
| Other | | | | | | | - | - | - | - |
| Total Non-Personnel | | | | | 20,000 | 10,000 | 10,000 | 10,000 | 10,000 | 10,000 |
| Allocated to university operations | | 10% | | | | 18,905 | 35,447 | 52,674 | 52,674 | 55,220 |
| Total Annual Expense | | | | | \$ 20,000 | \$ 339,741 | \$ 361,945 | \$ 384,947 | \$ 390,839 | \$ 399,394 |
| Revenue | | | | | | | | | | |
| Formula Funding Generated | | | | | | | - | 74,513 | 74,513 | 109,578 |
| Statutory Tuition Applied to Formula | | | | | | | | (20,400) | (20,400) | (30,000) |
| Subtotal: State General Revenue | | | | | | | | 54,113 | 54,113 | 79,578 |
| UH Tuition and Fees | | | | | | 202,334 | 379,377 | 505,836 | 505,836 | 505,836 |
| Allocated to set aside per student | | | | | | (13,285) | (24,909) | (33,212) | (33,212) | (33,212) |
| Total Revenue from Enrollment | | | | | | 189,050 | 354,468 | 526,737 | 526,737 | 552,202 |
| Philanthropy and other External Revenue | | | | | | | | | | |
| Net Revenue | | | | | | 189,050 | 354,468 | 526,737 | 526,737 | 552,202 |
| Net Annual Gain/(Loss) | | | | | (20,000) | \$ (150,691) | \$ (7,477) | \$ 141,789 | \$ 135,898 | \$ 152,808 |
| Cumulative Gain/(Loss) | | | | | (20,000) | \$ (170,691) | \$ (178,168) | \$ (36,378) | \$ 99,520 | \$ 252,327 |

**UNIVERSITY OF HOUSTON SYSTEM
BOARD OF REGENTS AGENDA**

COMMITTEE: Academic and Student Success

ITEM: Approval of a Master of Arts in US Hispanic Studies – University of Houston

DATE PREVIOUSLY SUBMITTED:

SUMMARY:

The University of Houston requests approval to establish a Master of Arts in US Hispanic Studies. The proposed degree is designed to provide training in U.S. Spanish and Heritage Language Education to professionals from diverse fields. The program will prepare students in (a) the teaching of Spanish as a heritage language; (b) linguistic, cultural, literary, historical, sociopolitical, and artistic components of the U.S. Hispanic community; and (c) the application of this knowledge to everyday life in teaching, medical, legal, media, and/or business settings. According to 2017-2018 demographics, the Houston Independent School District is the largest school district in Texas and the seventh largest in the U.S., with nearly 215,000 students, of which almost 62% are of Hispanic background. Despite the large enrollment of Spanish-language heritage speakers, most local Spanish teachers have no formal training in teaching Spanish to these learners. The same is true for teachers from other Houston-area districts and the state of Texas, as well for most parts of the nation. There are currently no M. A. programs focused on US Hispanic Studies anywhere in the United States or the world; and offering the program online will allow enrollment beyond local and regional communities. The program expects to generate revenue starting in its third year.

SUPPORTING

DOCUMENTATION: Program Description and Financial Pro Forma

FISCAL NOTE: None

**RECOMMENDATION/
ACTION REQUESTED:** Administration recommends approval of this item

COMPONENT: University of Houston



08/19/2020

PRESIDENT

Renu Khator

DATE



SENIOR VICE CHANCELLOR

Paula Myrick Short

8/6/2020

DATE



CHANCELLOR

Renu Khator

08/19/2020

DATE

MASTER OF ARTS IN US HISPANIC STUDIES UNIVERSITY OF HOUSTON

Congruence with System Goals and University Mission

The proposed online Master of Arts in US Hispanic Studies supports the University of Houston's commitment to its Tier One goals for academic rigor and the expansion of graduate education. It aligns with the University of Houston System's strategic principles of providing broad student access through an online degree that will grant students the tools to better connect to and serve the community.

The University of Houston already houses two of the most prominent projects related to the Hispanic community: Arte Público Press, the largest Hispanic press in the United States, and the Recovery Project. This program is expected to further bolster the institution as the main disseminator of the many aspects related to the Hispanic community of the United States by attracting a diverse audience with both traditional and non-traditional students, through expanding its geographic reach.

The national visibility of UH will be greatly increased by offering a unique graduate program in US Spanish with quality teaching in fields in which we are truly pioneers, such as heritage language education, Hispanic literature, linguistics, and culture, among others. The program is the only one at this level to prepare teachers to serve the burgeoning Spanish-speaking student population of the United States; the demand is great, but the expertise is in short supply.

Program Description

The proposed online US Hispanic Studies graduate degree is 36 semester credit hours and will consist of a sequence of 10 courses entirely delivered online and a six-hour thesis or community project that will offer training in U.S. Spanish and Heritage Language Education to professionals from diverse fields.

In conjunction with the existing Graduate Certificate in Spanish as a Heritage Language, which is also offered by the Department of Hispanic Studies, the program is aimed at accomplishing the following: 1) preparing a corps of well trained teachers of Spanish and Hispanic culture for heritage language learners; 2) attracting Spanish teachers at schools and community colleges (where the majority of Hispanic students study) to begin their graduate education and even continue beyond the certificate and M.A. to a Ph.D.; 3) strategically enabling other institutions that do not have the advanced programmatic and personnel resources of the University of Houston to further the graduate education of their students receiving B.A. degrees and teachers in their surrounding communities; and 4) to allow professionals from diverse fields (e.g., medical, business, the arts) to acquire the necessary tools to successfully work with the Hispanic community in the United States and in global environments.

Student and Job Market Demand

According to 2017-2018 demographics, the Houston Independent School District is the largest school district in Texas and the seventh largest in the U.S., with nearly 215,000 students, of which almost 62% (n = 132,449) are of Hispanic background. Despite the large enrollment of Spanish-language heritage speakers, most local Spanish teachers have no formal training in teaching Spanish to these learners. The same is true for teachers from other Houston area districts and the state of Texas, as well for most parts of the nation. Recently conducted surveys and studies presented at national conferences underscore the overwhelming need for trained

MASTER OF ARTS IN US HISPANIC STUDIES

UNIVERSITY OF HOUSTON

professionals to teach heritage language learners, as well as to contribute to other areas in the community. For decades, instruction has been offered to Hispanic students through educational models used in second-language acquisition settings. This approach has been shown to be lacking due to the fact that it does not take into account the background of this student population.

While more than 60% of college students majoring in Spanish are from Hispanic backgrounds, there is a dearth of professors and teachers trained in the methodology for teaching Spanish to heritage language learners. Even more critical is the scarcity of graduate professors able to prepare future professors and teachers in this methodology.

Program Duplication

There have been several federally funded Summer Workshops and Institutes in different parts of the country to prepare teachers to teach heritage languages. However, there are currently no M.A. programs focused on US Hispanic Studies anywhere in the United States or the world; and offering the program online will allow students beyond local and regional communities to enroll.

Faculty Resources

The Department of Hispanic Studies will house the online master's degree in U.S. Hispanic Studies. Faculty for the program will be composed of professionals whose research and teaching areas are related to U.S. Hispanics, some of them renowned leaders in their field and with extensive experience in U.S. Spanish literature, language, culture, business, arts, and pedagogy.

State or National Need

According to the U.S. Census Bureau, the U.S. Hispanic population reached nearly 58 million in 2017, which represents 18% of the nation's total population, making it the largest minority group in the country. Hispanic population has been increasing constantly for almost half a century, pegging an 83% increase since 1970, when the census estimated a community of 9.6 million.

The United States is the second largest Spanish-speaking country in the world after Mexico, which has 111 million inhabitants. If current demographic trends continue, the Hispanic population will triple in size and will account for most of the nation's population growth from 2005 through 2050. Hispanics will make up 29% of the US population in 2050, compared with 14% in 2005 (Pew Research Center 2018).

Over the past two decades, Texas has seen a substantial increase in its Hispanic population of all ethnicities and origins. In 2016, Hispanics represented 38% of the total population of Texas (nearly 11 million people), primarily concentrated in South Texas near the US-Mexico border and particularly in the San Antonio, Dallas, Austin, and Houston metropolitan areas. The Greater Houston area experienced significant growth in Hispanic population since the 1990s and is now the fourth largest U.S. metropolitan area by number of Hispanics (Kinder Institute for Urban Research 2014). This continuous expansion has positioned the Hispanic community as the new majority in Houston; according to US census figures, the Hispanic population tripled between 1980 and 2016, from 281,331 to 921,392 people. Currently, Hispanics make up 44.8% of the total population of the Houston area, and 42.4% of the population of Harris County, in which the city of Houston is located (US Census Bureau 2016, 2017).

PRO FORMA FOR MA in US Hispanic Studies

| FY2021 | | Operating Years | | | | | | | |
|--|-----|-----------------|----------|--------|-------------|------------|------------|------------|-----------|
| | | Year 0 | FY2021 | FY2022 | FY2023 | FY2024 | FY2025 | | |
| | | | Fall20 | Fall21 | Fall22 | Fall23 | Fall24 | | |
| Enrollments | | | | | | | | | |
| Cohort 1 | | | 9 | 7 | | | | | |
| Cohort 2 | | | | 9 | 7 | | | | |
| Cohort 3 | | | | | 9 | 7 | | | |
| Cohort 4 | | | | | | 9 | 7 | | |
| Cohort 5 | | | | | | | 9 | | |
| Cohort 6 | | | | | | | | | |
| Total | | | 9 | 16 | 16 | 16 | 16 | | |
| Expenses | | | | | | | | | |
| Faculty (9 month) | | Salary | % effort | Year 0 | FY2021 | FY2022 | FY2023 | FY2024 | FY2025 |
| Nicolas Kanellos, Professor | | 174,200 | 7% | | 12,194 | 12,438 | 12,687 | 12,940 | 13,199 |
| Manuel Gutierrez, Professor | | 111,268 | 13% | | 14,465 | 14,754 | 15,049 | 15,350 | 15,657 |
| Marta Fairclough, Professor | | 107,540 | 13% | | 13,980 | 14,260 | 14,545 | 14,836 | 15,133 |
| Gabriela Baeza Ventura, Assoc. Professor | | 78,815 | 13% | | 10,246 | 10,451 | 10,660 | 10,873 | 11,091 |
| Guillermo de los Reyes, Assoc. Professor | | 83,371 | 7% | | 5,836 | 5,953 | 6,072 | 6,193 | 6,317 |
| Christiina Sisk, Assoc. Professor | | 77,213 | 7% | | 5,405 | 5,513 | 5,623 | 5,736 | 5,850 |
| Liz Goodin-Mayeda, Assoc. Professor | | 80,478 | 7% | | 5,633 | 5,746 | 5,861 | 5,978 | 6,098 |
| Adjuncts | | | | - | - | - | - | - | - |
| Subtotal | | 712,885 | 67% | - | 67,759 | 69,115 | 70,497 | 71,907 | 73,345 |
| Faculty FTE | | | | | 0.7 | 0.7 | 0.7 | 0.7 | 0.7 |
| Staff (12 month) | | | | | | | | | |
| Paola Arboleda, Instructional Graduate Admission Advisor | | 56,299 | 5% | | 2,815 | 2,871 | 2,929 | 2,987 | 3,047 |
| Position 2 | | | | | - | - | - | - | - |
| Position 3 | | | | | - | - | - | - | - |
| Position 4 | | | | | - | - | - | - | - |
| Position 5 | | | | | - | - | - | - | - |
| Position 6 | | | | | - | - | - | - | - |
| Graduate Students | | | | | - | - | - | - | - |
| Subtotal | | 56,299 | 5% | - | 2,815 | 2,871 | 2,929 | 2,987 | 3,047 |
| Staff FTE | | | | | 0.05 | 0.05 | 0.05 | 0.05 | 0.05 |
| Total Salaries | | | | - | 70,574 | 71,986 | 73,425 | 74,894 | 76,392 |
| Benefits @ 20.5% | | | | - | 14,468 | 14,757 | 15,052 | 15,353 | 15,660 |
| Total Personnel | | | | - | 85,042 | 86,743 | 88,478 | 90,247 | 92,052 |
| Non-Personnel | | | | | | | | | |
| Marketing/Recruiting | | | | | 5,000 | 5,000 | 5,000 | 5,000 | 5,000 |
| Scholarships & Tuition Assistantships | | | | | - | - | - | - | - |
| Annual maintenance & operations | | | | | - | - | - | - | - |
| Library and Information Technology | | | | | 1,000 | 1,000 | 1,000 | 1,000 | 1,000 |
| Accreditation | | | | | - | - | - | - | - |
| Facilities | | | | | - | - | - | - | - |
| Laboratory and other equipment | | | | | - | - | - | - | - |
| Other | | | | | - | - | - | - | - |
| Total Non-Personnel | | | | - | 6,000 | 6,000 | 6,000 | 6,000 | 6,000 |
| Allocated to university operations | 10% | | | | 5,973 | 13,698 | 13,698 | 16,094 | 16,094 |
| Total Annual Expense | | | | \$ - | \$ 97,015 | \$ 106,441 | \$ 108,176 | \$ 112,342 | \$114,147 |
| Revenue | | | | | | | | | |
| Formula Funding Generated | | | | | - | 38,905 | 38,905 | 69,165 | 69,165 |
| Statutory Tuition Applied to Formula | | | | | - | (8,100) | (8,100) | (14,400) | (14,400) |
| Subtotal: State General Revenue | | | | | - | 30,805 | 30,805 | 54,765 | 54,765 |
| UH Tuition and Fees | | | | | 63,169 | 112,300 | 112,300 | 112,300 | 112,300 |
| Allocated to set aside per student | | | | | (3,443) | (6,121) | (6,121) | (6,121) | (6,121) |
| Total Revenue from Enrollment | | | | | 59,725 | 136,983 | 136,983 | 160,943 | 160,943 |
| Philanthropy and other External Revenue | | | | | - | - | - | - | - |
| Net Revenue | | | | | 59,725 | 136,983 | 136,983 | 160,943 | 160,943 |
| Net Annual Gain/(Loss) | | | | - | \$ (37,289) | \$ 30,542 | \$ 28,807 | \$ 48,601 | \$ 46,796 |
| Cumulative Gain/(Loss) | | | | - | \$ (37,289) | \$ (6,747) | \$ 22,060 | \$ 70,662 | \$117,458 |

**UNIVERSITY OF HOUSTON SYSTEM
BOARD OF REGENTS AGENDA**

COMMITTEE: Academic and Student Success

ITEM: Reflections from College of Medicine Inaugural Medical School Class –
University of Houston

DATE PREVIOUSLY SUBMITTED:

SUMMARY:




Two students from the inaugural class of the University of Houston College of Medicine will reflect on their journey to medicine, why they chose the UH College of Medicine, and their experience to date.

SUPPORTING DOCUMENTATION: N/A

FISCAL NOTE: N/A

**RECOMMENDATION/
ACTION REQUESTED:** Information

COMPONENT: University of Houston

| | | |
|---|--------------------|-------------|
|  | | 08/19/2020 |
| <hr/> | | <hr/> |
| PRESIDENT | Renu Khator | DATE |
|  | | 8/13/2020 |
| <hr/> | | <hr/> |
| SENIOR VICE CHANCELLOR | Paula Myrick Short | DATE |
|  | | 08/19/2020 |
| <hr/> | | <hr/> |
| CHANCELLOR | Renu Khator | DATE |