

BOARD OF TRUSTEES
Regular Meeting and Public Hearing: Financial Integrity Rating System of Texas (FIRST)
Report Agenda
October 16, 2023
5:30 PM

The Board of Trustees of the Midland Independent School District will attend the following Regular Meeting and Public Hearing: Financial Integrity Rating System of Texas (FIRST) Report on October 16, 2023, beginning at 5:30 PM at
Bowie Fine Arts Academy
805 Elk Avenue
Midland, Texas 79701.

**Please note that the District may add or remove agenda items up until 72 hours prior to the meeting. Pursuant to the Texas Open Meetings Act the District must publicly post this notice and agenda 72 hours prior to the meeting.*

Public Forum: Participants must register to speak in person by 5:25 p.m. on the day of the meeting.

1. Call to Order - Roll Call
2. Verification of Compliance with Open Meeting Law - this is to certify that the provisions of Section 551.001 of the Texas Government code have been met in connection with public notice of this meeting.
3. Moment of Silence
4. Pledge to the US Flag and Texas Flag
 - A. Principal: Debra Alba, Santa Rita Elementary
 1. Pledge Leaders: Santa Rita Elementary Students
5. Presentations, Recognitions, Awards, Announcements
Presenter: Lyndsey White
 - A. Bryce Hoppel
 - B. National Merit Commended Students
 - C. Midland High School BBQ Bulldogs
 - D. Foreign Exchange Students
 - E. Custodial Appreciation Day
 - F. Texas Education HR Day
 - G. National Principals Month
6. Public Forum
7. Public Hearing
 - A. Financial Integrity Rating System of Texas (FIRST) Report
Presenter: Tucker Durham



Midland Independent School District

BOARD OF TRUSTEES AGENDA

Meeting Date: October 16, 2023

Presented By: Tucker Durham, Chief Financial Officer

Subject: Financial Integrity Rating System of Texas (FIRST) Report

Public Hearing

Executive Summary:

In 1999, the Texas Education Agency developed the Schools Financial Integrity Rating System of Texas (FIRST) reporting in response to Senate Bill 875 of the 76th Legislature. The goal is to achieve quality performance in the management of a district's financial resources. The report provides transparency to the public of anticipation of future financial solvency for a school district. Each school district must prepare and distribute an annual financial management report, and the public is allowed to comment on the report at a public hearing. This must be completed within two months of receiving the final financial accountability rating. The annual financial management report must include the district's financial performance rating provided by the Texas Education Agency (TEA) based on its comparison with indicators established by the Commissioner of Education for the state's Financial Accountability system and additional financial information.

The 2022-2023 FIRST report data is lagging and based on the 2021-2022 fiscal year. The district received a score of 98 and a rating of an A for Superior Achievement.

Contact Person:

Tucker Durham, Chief Financial Officer

Enclosure:

FIRST Report from TEA
Annual Financial Management Report

User: Tucker Durham
 User Role: District

RATING YEAR DISTRICT NUMBER



Financial Integrity Rating System of Texas

2022-2023 RATINGS BASED ON SCHOOL YEAR 2021-2022 DATA - DISTRICT STATUS DETAIL

Name: MIDLAND ISD(165901)	Publication Level 1: 8/4/2023 12:02:16 PM
Status: Passed	Publication Level 2: 8/7/2023 3:01:39 PM
Rating: A = Superior Achievement	Last Updated: 8/7/2023 3:01:39 PM
District Score: 98	Passing Score: 70

#	Indicator Description	Updated	Score
1	Was the complete annual financial report (AFR) and data submitted to the TEA within 30 days of the November 27 or January 28 deadline depending on the school district's fiscal year end date of June 30 or August 31, respectively?	7/13/2023 6:19:29 PM	Yes
2	Was there an unmodified opinion in the AFR on the financial statements as a whole? (The American Institute of Certified Public Accountants (AICPA) defines unmodified opinion. The external independent auditor determines if there was an unmodified opinion.)	7/13/2023 6:19:29 PM	Yes
3	Was the school district in compliance with the payment terms of all debt agreements at fiscal year end? (If the school district was in default in a prior fiscal year, an exemption applies in following years if the school district is current on its forbearance or payment plan with the lender and the payments are made on schedule for the fiscal year being rated. Also exempted are technical defaults that are not related to monetary defaults. A technical default is a failure to uphold the terms of a debt covenant, contract, or master promissory note even though payments to the lender, trust, or sinking fund are current. A debt agreement is a legal agreement between a debtor (= person, company, etc. that owes money) and their creditors, which includes a plan for paying back the debt.)	7/13/2023 6:19:29 PM	Yes
4	Did the school district make timely payments to the Teachers Retirement System (TRS), Texas Workforce Commission (TWC), Internal Revenue Service (IRS), and other government agencies? (If the school district received a warrant hold and the warrant hold was not cleared within 30 days from the date the warrant hold was issued, the school district is considered to not have made timely payments and will fail critical indicator 4. If the school district was issued a warrant hold, the maximum points and highest rating that the school district may receive is 95 points, A = Superior Achievement, even if the issue surrounding the initial warrant hold was resolved and cleared within 30 days.)	7/13/2023 6:19:29 PM	Yes Ceiling Passed
5	This indicator is not being evaluated.		
			1 Multiplier Sum
6	Was the average change in (assigned and unassigned) fund balances over 3 years less than a 25 percent decrease or did the current year's assigned and unassigned fund balances exceed 75 days of operational expenditures? (If the school district fails indicator 6, the maximum points and	7/13/2023 6:19:29 PM	Ceiling Passed

	<u>highest rating that the school district may receive is 89 points, B = Above Standard Achievement.)</u>		
7	<u>Was the number of days of cash on hand and current investments in the general fund for the school district sufficient to cover operating expenditures (excluding facilities acquisition and construction)? See ranges below in the Determination of Points section.</u>	7/13/2023 6:19:29 PM	10
8	<u>Was the measure of current assets to current liabilities ratio for the school district sufficient to cover short-term debt? See ranges below in the Determination of Points section.</u>	7/13/2023 6:19:29 PM	8
9	<u>Did the school district's general fund revenues equal or exceed expenditures (excluding facilities acquisition and construction)? If not, was the school district's number of days of cash on hand greater than or equal to 60 days? See ranges below in the Determination of Points section.</u>	7/13/2023 6:19:29 PM	10
10	This indicator is not being evaluated.		10
11	<u>Was the ratio of long-term liabilities to total assets for the school district sufficient to support long-term solvency? (If the school district's increase of students in membership over 5 years was 7 percent or more or 1,000 or more students in membership, then the school district passes this indicator.)</u>	7/13/2023 6:19:29 PM	10
12	<u>What is the correlation between future debt requirements and the district's assessed property value?</u>	7/13/2023 6:19:29 PM	10
13	<u>Was the school district's administrative cost ratio equal to or less than the threshold ratio? See ranges below in the Determination of Points section.</u>	7/13/2023 6:19:29 PM	10
14	This indicator is not being evaluated.		10
15	This indicator is not being evaluated.		5
16	<u>Did the comparison of Public Education Information Management System (PEIMS) data to like information in the school district's AFR result in a total variance of less than 3 percent of all expenditures by function? (If the school district fails indicator 16, the maximum points and highest rating that the school district may receive is 89 points, B = Above Standard Achievement.)</u>	7/13/2023 6:19:29 PM	Ceiling Passed
17	<u>Did the external independent auditor report that the AFR was free of any instance(s) of material weaknesses in internal controls over financial reporting and compliance for local, state, or federal funds and free from substantial doubt about the school district's ability to continue as a going concern? (The AICPA defines material weakness.) (If the school district fails indicator 17, the maximum points and highest rating that the school district may receive is 79 points, C = Meets Standard Achievement.)</u>	7/13/2023 6:19:29 PM	Ceiling Passed
18	<u>Did the external independent auditor indicate the AFR was free of any instance(s) of material noncompliance for grants, contracts, and laws related to local, state, or federal funds? (The AICPA defines material noncompliance.)</u>	7/13/2023 6:19:29 PM	10
19	<u>Did the school district post the required financial information on its website in accordance with Government Code, Local Government Code, Texas Education Code, Texas Administrative Code and other statutes, laws and rules that were in effect at the school district's fiscal year end?</u>	7/13/2023 6:19:29 PM	5
20	<u>Did the school district's administration and school board members discuss any changes and/or impact to local, state, and federal funding at a board meeting within 120 days before the district adopted its budget?</u>	7/13/2023 6:19:29 PM	Ceiling Passed
			98 Weighted Sum
			1 Multiplier

	Sum
	(100 Ceiling)
	98 Score

DETERMINATION OF RATING

A.	Did the school district fail any of the critical indicators 1, 2, 3, or 4? If so, the school district's rating is F for Substandard Achievement regardless of points earned.	
B.	Determine the rating by the applicable number of points.	
	A = Superior Achievement	90-100
	B = Above Standard Achievement	80-89
	C = Meets Standard Achievement	70-79
	F = Substandard Achievement	<70
<p>No Rating = A school district receiving territory that annexes with a school district ordered by the commissioner under TEC 13.054, or consolidation under Subchapter H, Chapter 41. No rating will be issued for the school district receiving territory until the third year after the annexation/consolidation.</p> <p>The school district receives an F if it scores below the minimum passing score, if it failed any critical indicator 1, 2, 3, or 4, if the AFR or the data were not both complete, or if either the AFR or the data were not submitted on time for FIRST analysis.</p>		

CEILING INDICATORS

Did the school district meet the criteria for any of the following **ceiling indicators** 4, 6, 16, 17, or 20? If so, the school district's applicable maximum points and rating are disclosed below. Please note, an F = Substandard Achievement Rating supersedes any rating earned as the result of the school district meeting the criteria of a ceiling indicator.

Determination of rating based on meeting ceiling criteria.	Maximum Points	Maximum Rating
Indicator 4 (Timely Payments) - School district was issued a warrant hold.	95	A = Superior Achievement
Indicator 6 (Average Change in Fund Balance) - Response to indicator is <i>No</i> .	89	B = Above Standard Achievement
Indicator 16 (PEIMS to AFR) - Response to indicator is <i>No</i> .	89	B = Above Standard Achievement
Indicator 17 (Material Weaknesses) - Response to indicator is <i>No</i> .	79	C = Meets Standard Achievement
Indicator 20 (Property Values and Tax Discussion) - Response to indicator is <i>No</i> .	89	B = Above Standard Achievement

Home Page: [Financial Compliance | Texas Education Agency](#) | Send comments or suggestions to FinancialAccountability@tea.texas.gov

THE TEXAS EDUCATION AGENCY
 1701 NORTH CONGRESS AVENUE · AUSTIN, TEXAS, 78701 · (512) 463-9734

Financial Integrity Rating System of Texas (FIRST)

Midland ISD
Annual Financial Management Report
2022-2023
(Based on Fiscal Year 2021-2022)

Midland Independent School District
School FIRST
Notice of Public Meeting

NOTICE OF PUBLIC MEETING
TO DISCUSS
MIDLAND INDEPENDENT SCHOOL DISTRICT
STATE FINANCIAL ACCOUNTABILITY RATING

The Board of Trustees of the Midland Independent School District will hold a public meeting at 5:30 pm. Monday, October 16, 2023 in the auditorium of the James Bowie Fine Arts Academy, 805 Elk Avenue, Midland, Texas.

The purpose of this meeting is to discuss Midland ISD's rating through the state Financial Accountability System (FIRST) - Financial Integrity Rating System of Texas.

Introduction

Passed during the 77th regular session of the Texas Legislature (2001), Senate Bill 218 requires each Texas school district to prepare an annual financial accountability report on the District's Schools FIRST (Financial Accountability Rating System of Texas) rating. Many business-related issues are covered in this report and the District must hold a public meeting to discuss the report.

Since its inception, the FIRST rating has been modified several times to reflect changes in legislation and serve as a better measurement of a district's financial position. The rating system has been reduced from an original 22 indicators to currently 20 indicators. Other changes included measurements based on student performance have been removed to focus strictly on financial matters. In addition, six disclosures are now required along with the report; 1) the Superintendent's employment contract, 2) reimbursements received by the Superintendent and Board members, 3) outside compensation and/or fees received by the Superintendent for professional consulting and/or other personal services, 4) gifts received by the executive officer(s) and Board members (and first degree relatives, if any), 5) business transactions between the school district and Board members, 6) additional information that the district's board of trustees deems useful.

The District's Schools FIRST rating is based upon budgetary and actual financial data along with an analysis of staff and student data reported for the 2021-2022 fiscal year. This information is submitted through the District's annual PEIMS (Public Education Information Management System) submissions. TEA issued the preliminary financial accountability ratings for the 2021-2022 fiscal year in August 2023. The District's rating of "Passed" with an "A = Superior" is included in this report.

The financial accountability rating of the District is based on its overall performance on certain financial measurements, ratios, and other indicators established by the Commissioner of Education with the financial accountability rating worksheet. This worksheet was developed by representatives of the Texas Education Agency (TEA), the Texas Business & Education Council (TBEC), the Comptroller's office and the Texas Association of School Business Officials (TASBO). The worksheet consists of 20 indicators, each weighted with numeric values with the exception of the Critical Indicators. A "No" response to one of the Critical Indicators 1-4 will automatically result in a rating of Substandard Achievement, giving these four indicators high importance.

Included in this report is the Rating Report received from TEA used in determining the District's score, an explanation of each of the Indicators, and the required disclosures.

MIDLAND INDEPENDENT SCHOOL DISTRICT
FINANCIAL INTEGRITY RATING SYSTEM OF TEXAS (FIRST)

Based on Data from Fiscal Year Ended June 30, 2022



#	Criteria Description	2021-2022	
		Yes/No	Score
1	Was the complete annual financial report (AFR) and data submitted to the TEA within 30 days of the November 27 or January 28 deadline depending on the school district's fiscal year end date of June 30 or August 31, respectively?	Yes	N/A
2	Was there an unmodified opinion in the AFR on the financial statements as a whole?	Yes	N/A
3	Was the school district in compliance with the payment terms of all debt agreements at fiscal year end?	Yes	N/A
4	Did the school district make timely payments to the Teachers Retirement System (TRS), Texas Workforce Commission (TWC), Internal Revenue Service (IRS), and other government agencies?	Yes	N/A
5	This indicator is not being evaluated.	Not Rated	N/A
6	Was the average change in (assigned and unassigned) fund balances over 3 years less than a 25 percent decrease or did the current year's assigned and unassigned fund balances exceed 75 days of operational expenditures?	Yes Ceiling Passed	N/A
7	Was the number of days of cash on hand and current investments in the general fund for the school district sufficient to cover operating expenditures (excluding facilities acquisition and construction)?	Yes	10
8	Was the measure of current assets to current liabilities ratio for the school district sufficient to cover short-term debt?	Yes	8
9	Did the school district's general fund revenues equal or exceed expenditures (excluding facilities acquisition and construction)?	Yes	10
10	This indicator is not being evaluated.	Not Rated	10
11	Was the ratio of long-term liabilities to total assets for the school district sufficient to support long-term solvency?	Yes	10
12	What is the correlation between future debt requirements and the district's assessed property value?	Yes	10
13	Was the school district's administrative cost ratio equal to or less than the threshold ratio?	Yes	10
14	This indicator is not being evaluated.	Not Rated	10
15	This indicator is not being evaluated.	Not Rated	5
16	Did the comparison of Public Education Information Management System (PEIMS) data to like information in the school district's AFR result in a total variance of less than 3 percent of all expenditures by function?	Yes Ceiling Passed	N/A
17	Did the external independent auditor report that the AFR was free of any instance(s) of material weaknesses in internal controls over financial reporting and compliance for local, state, or federal funds and free from substantial doubt about the school district's ability to continue as a going concern?	Yes Ceiling Passed	N/A
18	Did the external independent auditor indicate the AFR was free of any instance(s) of material noncompliance for grants, contracts, and laws related to local, state, or federal funds?	Yes	10
19	Did the school district post the required financial information on its website in accordance with Government Code, Local Government Code, Texas Education Code, Texas Administrative Code and other statutes, laws and rules that were in effect at the school district's fiscal year end?	Yes	5
20	Did the school district's administration and school board members discuss any changes and/or impact to local, state, and federal funding at a board meeting within 120 days before the district adopted its budget?	Yes Ceiling Passed	N/A
TOTAL SCORE (Total Possible = 100)			98

Rating Criteria: Passing Score = 60 or more and "Yes" to Indicators 1, 2A, 3, 4 and 5.

- A = Superior; Score of 90-100
- B = Above Standard; Score of 80-89
- C = Meets Standard; Score of 60-79
- F = Substandard; Score < 60

TEA 2022-2023

Rating:

A

Superior

**2022 – 2033
BASED ON 2021-2022
SCHOOL YEAR DATA
INDICATORS**



Financial Integrity Rating System of Texas

2022-2023 RATINGS BASED ON 2021-2022 SCHOOL YEAR DATA INDICATOR TEST 1

Name:	MIDLAND ISD (165901)
Indicator:	Was the complete annual financial report (AFR) and data submitted to the TEA within 30 days of the November 27 or January 28 deadline depending on the school district's fiscal year end date of June 30 or August 31, respectively?
Status	Passed
Last Updated:	7/13/2023 6:19:29 PM

FORMULA

Field	Value
Date Received	2022/11/22
<= Due Date (Fiscal Year End + Deadline in Days After Fiscal Year End)	2022/12/27

RESULT DETERMINATION REFERENCE

This indicator will be considered PASSED if the audit report was on time or filed within 30 days of the deadline.

Home Page: [Financial Compliance | Texas Education Agency](#) | Send comments or suggestions to FinancialAccountability@tea.texas.gov

THE **TEXAS EDUCATION AGENCY**
1701 NORTH CONGRESS AVENUE · AUSTIN, TEXAS, 78701 · (512) 463-9734

FIRST 5.14.3.3



Financial Integrity Rating System of Texas

2022-2023 RATINGS BASED ON 2021-2022 SCHOOL YEAR DATA INDICATOR TEST 2

Name:	MIDLAND ISD (165901)
Indicator:	Was there an unmodified opinion in the AFR on the financial statements as a whole? (The American Institute of Certified Public Accountants (AICPA) defines unmodified opinion. The external independent auditor determines if there was an unmodified opinion.)
Status	Passed
Last Updated:	7/13/2023 6:19:29 PM

FORMULA

Field	Value
Unmodified Opinion	<input type="text" value="true"/>

RESULT DETERMINATION REFERENCE

This indicator will be considered PASSED if the district received an unmodified opinion in the AFR.

Home Page: [Financial Compliance | Texas Education Agency](#) | Send comments or suggestions to FinancialAccountability@tea.texas.gov

THE **TEXAS EDUCATION AGENCY**
 1701 NORTH CONGRESS AVENUE · AUSTIN, TEXAS, 78701 · (512) 463-9734

FIRST 5.14.3.3



Financial Integrity Rating System of Texas

2022-2023 RATINGS BASED ON 2021-2022 SCHOOL YEAR DATA INDICATOR TEST 3

Name:	MIDLAND ISD (165901)
Indicator:	Was the school district in compliance with the payment terms of all debt agreements at fiscal year end? (If the school district was in default in a prior fiscal year, an exemption applies in following years if the school district is current on its forbearance or payment plan with the lender and the payments are made on schedule for the fiscal year being rated. Also exempted are technical defaults that are not related to monetary defaults. A technical default is a failure to uphold the terms of a debt covenant, contract, or master promissory note even though payments to the lender, trust, or sinking fund are current. A debt agreement is a legal agreement between a debtor (= person, company, etc. that owes money) and their creditors, which includes a plan for paying back the debt.)
Status	Passed
Last Updated:	7/13/2023 6:19:29 PM

FORMULA

Field	Value
Not Default Disclosures	false

RESULT DETERMINATION REFERENCE

This indicator will be considered PASSED if there were no disclosures in the annual financial report and/or other sources of information concerning default on debt agreements.

Home Page: [Financial Compliance | Texas Education Agency](#) | Send comments or suggestions to FinancialAccountability@tea.texas.gov

THE TEXAS EDUCATION AGENCY
1701 NORTH CONGRESS AVENUE · AUSTIN, TEXAS, 78701 · (512) 463-9734

FIRST 5.14.3.3



Financial Integrity Rating System of Texas

2022-2023 RATINGS BASED ON 2021-2022 SCHOOL YEAR DATA INDICATOR TEST 4

Name:	MIDLAND ISD (165901)
Indicator:	Did the school district make timely payments to the Teachers Retirement System (TRS), Texas Workforce Commission (TWC), Internal Revenue Service (IRS), and other government agencies? (If the school district received a warrant hold and the warrant hold was not cleared within 30 days from the date the warrant hold was issued, the school district is considered to not have made timely payments and will fail critical indicator 4. If the school district was issued a warrant hold, the maximum points and highest rating that the school district may receive is 95 points, A = Superior Achievement, even if the issue surrounding the initial warrant hold was resolved and cleared within 30 days.)
Status	Passed
Ceiling	Passed
Last Updated:	7/13/2023 6:19:29 PM

FORMULA

Field	Value
Timely Payments to Government Agencies	<input type="text" value="true"/>

CEILING FORMULA

Field	Value
Warrant Hold Issued	<input type="text" value="false"/>

RESULT DETERMINATION REFERENCE

This indicator will be considered PASSED if the district made timely payments to the TRS, TWC, IRS, and other government agencies.

CEILING DETERMINATION

This indicator will be considered PASSED for the Ceiling if the district was not issued a warrant hold.

Home Page: [Financial Compliance | Texas Education Agency](#) | Send comments or suggestions to FinancialAccountability@tea.texas.gov

THE TEXAS EDUCATION AGENCY
1701 NORTH CONGRESS AVENUE · AUSTIN, TEXAS, 78701 · (512) 463-9734

FIRST 5.14.3.3



Financial Integrity Rating System of Texas

2022-2023 RATINGS BASED ON 2021-2022 SCHOOL YEAR DATA INDICATOR TEST 6

Name:	MIDLAND ISD (165901)
Indicator:	Was the average change in (assigned and unassigned) fund balances over 3 years less than a 25 percent decrease or did the current year's assigned and unassigned fund balances exceed 75 days of operational expenditures? (If the school district fails indicator 6, the maximum points and highest rating that the school district may receive is 89 points, B = Above Standard Achievement.)
Ceiling	Passed
Last Updated:	7/13/2023 6:19:29 PM

FORMULA

Field	Value
(
(
(
2019-2020 Assigned and Unassigned Fund Balances	<input type="text" value="152,863,904"/>
-	
2018-2019 Assigned and Unassigned Fund Balances	<input type="text" value="99,939,386"/>
)	
/	
2018-2019 Assigned and Unassigned Fund Balances	<input type="text" value="99,939,386"/>
)	
+	
(
(
2020-2021 Assigned and Unassigned Fund Balances	<input type="text" value="170,876,078"/>
-	
2019-2020 Assigned and Unassigned Fund Balances	<input type="text" value="152,863,904"/>
)	
/	
2019-2020 Assigned and Unassigned Fund Balances	<input type="text" value="152,863,904"/>
)	
+	
(
(
2021-2022 Assigned and Unassigned Fund Balances	<input type="text" value="189,453,315"/>
-	
2020-2021 Assigned and Unassigned Fund Balances	<input type="text" value="170,876,078"/>
)	
/	
2020-2021 Assigned and Unassigned Fund Balances	<input type="text" value="170,876,078"/>
)	
)	
/	
3	
>=	
Threshold for Three-Year Percent Change in Fund Balances	<input type="text" value="-0.25"/>
Or	
2021-2022 Assigned and Unassigned Fund Balances	<input type="text" value="189,453,315"/>
>	
(
(
2021-2022 Total Expenditures	<input type="text" value="391,416,280"/>
-	
2021-2022 Capital Outlay	<input type="text" value="642,137"/>
)	
/	
365	
*	
75	
)	
Mathematical Breakdown: 0.252 >= -0.25 Or 189,453,315 > 80,296,056.7808	

RESULT DETERMINATION REFERENCE

CEILING DETERMINATION

This indicator will be considered PASSED for the Ceiling if the average change in fund balances over 3 years had less than a 25 percent decrease or the current year's assigned and unassigned fund balances exceed 75 days of operational expenditures.



Financial Integrity Rating System of Texas

2022-2023 RATINGS BASED ON 2021-2022 SCHOOL YEAR DATA INDICATOR TEST 7

Name:	MIDLAND ISD (165901)
Indicator:	Was the number of days of cash on hand and current investments in the general fund for the school district sufficient to cover operating expenditures (excluding facilities acquisition and construction)? See ranges below in the Determination of Points section.
Result/Points	10
Last Updated:	7/13/2023 6:19:29 PM

FORMULA

Field	Value
(
(
Cash and Equivalents	78,721,836
+ Current Investments	226,771,581
)	
/	
(
Total Expenditures	391,416,280
- Facilities Acquisition and Construction	642,137
)	
)	
*	365

Mathematical Breakdown: 285.3441

RESULT DETERMINATION REFERENCE

DETERMINATION OF POINTS					
10	8	6	4	2	0
>=90	<90 >=75	<75 >=60	<60 >=45	<45 >=30	<30

Home Page: [Financial Compliance | Texas Education Agency](#) | Send comments or suggestions to FinancialAccountability@tea.texas.gov

THE **TEXAS EDUCATION AGENCY**
 1701 NORTH CONGRESS AVENUE · AUSTIN, TEXAS, 78701 · (512) 463-9734

FIRST 5.14.3.3



Financial Integrity Rating System of Texas

2022-2023 RATINGS BASED ON 2021-2022 SCHOOL YEAR DATA INDICATOR TEST 8

Name:	MIDLAND ISD (165901)
Indicator:	Was the measure of current assets to current liabilities ratio for the school district sufficient to cover short-term debt? See ranges below in the Determination of Points section.
Result/Points	8
Last Updated:	7/13/2023 6:19:29 PM

FORMULA

Field	Value
Current Assets	403,024,213
/ Current Liabilities	157,220,324
Mathematical Breakdown: 2.5634	

RESULT DETERMINATION REFERENCE

DETERMINATION OF POINTS					
10	8	6	4	2	0
>=3.00	<3.00 >=2.50	<2.50 >=2.00	<2.00 >=1.50	<1.50 >=1.00	<1.00

Home Page: [Financial Compliance | Texas Education Agency](#) | Send comments or suggestions to FinancialAccountability@tea.texas.gov

THE TEXAS EDUCATION AGENCY
1701 NORTH CONGRESS AVENUE · AUSTIN, TEXAS, 78701 · (512) 463-9734

FIRST 5.14.3.3



Financial Integrity Rating System of Texas

2022-2023 RATINGS BASED ON 2021-2022 SCHOOL YEAR DATA INDICATOR TEST 9

Name:	MIDLAND ISD (165901)
Indicator:	Did the school district's general fund revenues equal or exceed expenditures (excluding facilities acquisition and construction)? If not, was the school district's number of days of cash on hand greater than or equal to 60 days? See ranges below in the Determination of Points section.
Result/Points	10
Last Updated:	7/13/2023 6:19:29 PM

FORMULA

Field	Value
(Total Revenue	<input type="text" value="423,125,168"/>
/ (Total Expenditures	<input type="text" value="391,416,280"/>
- Facilities Acquisition and Construction	<input type="text" value="642,137"/>
)	
- 1	
)	
>= 0	
Or	
(
(Cash and Equivalents	<input type="text" value="78,721,836"/>
+ Current Investments	<input type="text" value="226,771,581"/>
)	
/ (Total Expenditures	<input type="text" value="391,416,280"/>
- Facilities Acquisition and Construction	<input type="text" value="642,137"/>
)	
)	
* 365	
>= Acceptable Days Cash on Hand	<input type="text" value="60"/>

Mathematical Breakdown: 0.0828 >= 0 Or 285.3441 >= 60

RESULT DETERMINATION REFERENCE

DETERMINATION OF POINTS	
10	0
>=0%	<0%

Home Page: [Financial Compliance | Texas Education Agency](#) | Send comments or suggestions to FinancialAccountability@tea.texas.gov

THE TEXAS EDUCATION AGENCY
1701 NORTH CONGRESS AVENUE · AUSTIN, TEXAS, 78701 · (512) 463-9734

FIRST 5.14.3.3



Financial Integrity Rating System of Texas

2022-2023 RATINGS BASED ON 2021-2022 SCHOOL YEAR DATA INDICATOR TEST 11

Name:	MIDLAND ISD (165901)
Indicator:	Was the ratio of long-term liabilities to total assets for the school district sufficient to support long-term solvency? (If the school district's increase of students in membership over 5 years was 7 percent or more or 1,000 or more students in membership, then the school district passes this indicator.)
Result/Points	10
Last Updated:	7/13/2023 6:19:29 PM

FORMULA

Field	Value
(
Long Term Liabilities	164,111,984
/	
Total Assets	738,141,580
<=	1
)	
Or	
(
(
2022 Total Students	26,387
-	
2018 Total Students	25,663
)	
/	
2018 Total Students	25,663
>=	Threshold for Five-Year Percent Increase in Students
)	0.07
Or	
(
Change in Students	724
>=	Threshold for five year numerical Increase in Students
)	1,000
)	

Mathematical Breakdown: 0.2223 <= 1 Or 0.0282 >= 0.07 Or 724 >= 1,000

RESULT DETERMINATION REFERENCE

DETERMINATION OF POINTS					
10	8	6	4	2	0
<=0.60	>0.60 <=0.70	>0.70 <=0.80	>0.80 <=0.90	>0.90 <=1.00	>1.00

Home Page: [Financial Compliance | Texas Education Agency](#) | Send comments or suggestions to FinancialAccountability@tea.texas.gov

THE TEXAS EDUCATION AGENCY
1701 NORTH CONGRESS AVENUE · AUSTIN, TEXAS, 78701 · (512) 463-9734

FIRST 5.14.3.3



Financial Integrity Rating System of Texas

2022-2023 RATINGS BASED ON 2021-2022 SCHOOL YEAR DATA INDICATOR TEST 12

Name:	MIDLAND ISD (165901)
Indicator:	What is the correlation between future debt requirements and the district's assessed property value?
Result/Points	10
Last Updated:	7/13/2023 6:19:29 PM

FORMULA

Field	Value
(Total Local and Intermediate Sources	<input type="text" value="23,564,567"/>
/ Total Revenue	<input type="text" value="23,723,064"/>
)	
* Long Term Liabilities	<input type="text" value="164,111,984"/>
* 100	
/ Assessed Property Value	<input type="text" value="35,075,800,152"/>
Mathematical Breakdown: 0.4648	

RESULT DETERMINATION REFERENCE

DETERMINATION OF POINTS					
10	8	6	4	2	0
<= 4	> 4 <= 7	> 7 <= 10	> 10 <= 11.5	> 11.5 <= 13.5	> 13.5

Home Page: [Financial Compliance | Texas Education Agency](#) | Send comments or suggestions to FinancialAccountability@tea.texas.gov

THE **TEXAS EDUCATION AGENCY**
 1701 NORTH CONGRESS AVENUE · AUSTIN, TEXAS, 78701 · (512) 463-9734

FIRST 5.14.3.3



Financial Integrity Rating System of Texas

2022-2023 RATINGS BASED ON 2021-2022 SCHOOL YEAR DATA INDICATOR TEST 13

Name:	MIDLAND ISD (165901)
Indicator:	Was the school district's administrative cost ratio equal to or less than the threshold ratio? See ranges below in the Determination of Points section.
Result/Points	10
Last Updated:	7/13/2023 6:19:29 PM

FORMULA

Field	Value
District Administrative Cost Ratio	<input type="text" value="0.0682"/>
And	
ADA	<input type="text" value="23,208.335"/>
Or	
Sparse	<input type="text" value="FALSE"/>

RESULT DETERMINATION REFERENCE

DETERMINATION OF POINTS						
ADA Size	10	8	6	4	2	0
10,000 and Above	<= 0.0855	> 0.0855 <= 0.1105	> 0.1105 <= 0.1355	> 0.1355 <= 0.1605	> 0.1605 <= 0.1855	> 0.1855
5,000 to 9,999	<= 0.1000	> 0.1000 <= 0.1250	> 0.1250 <= 0.1500	> 0.1500 <= 0.1750	> 0.1750 <= 0.2000	> 0.2000
1,000 to 4,999	<= 0.1151	> 0.1151 <= 0.1401	> 0.1401 <= 0.1651	> 0.1651 <= 0.1901	> 0.1901 <= 0.2151	> 0.2151
500 to 999	<= 0.1311	> 0.1311 <= 0.1561	> 0.1561 <= 0.1811	> 0.1811 <= 0.2061	> 0.2061 <= 0.2311	> 0.2311
Less than 500	<= 0.2404	> 0.2404 <= 0.2654	> 0.2654 <= 0.2904	> 0.2904 <= 0.3154	> 0.3154 <= 0.3404	> 0.3404
Sparse	<= 0.3364	> 0.3364 <= 0.3614	> 0.3614 <= 0.3864	> 0.3864 <= 0.4114	> 0.4114 <= 0.4364	> 0.4364

Home Page: [Financial Compliance | Texas Education Agency](#) | Send comments or suggestions to FinancialAccountability@tea.texas.gov

THE TEXAS EDUCATION AGENCY
1701 NORTH CONGRESS AVENUE · AUSTIN, TEXAS, 78701 · (512) 463-9734

FIRST 5.14.3.3



Financial Integrity Rating System of Texas

2022-2023 RATINGS BASED ON 2021-2022 SCHOOL YEAR DATA INDICATOR TEST 16

Name:	MIDLAND ISD (165901)
Indicator:	Did the comparison of Public Education Information Management System (PEIMS) data to like information in the school district's AFR result in a total variance of less than 3 percent of all expenditures by function? (If the school district fails indicator 16, the maximum points and highest rating that the school district may receive is 89 points, B = Above Standard Achievement.)
Ceiling	Passed
Last Updated:	7/13/2023 6:19:29 PM

FORMULA

Field	Value
Sum of Differences	1,445
/ Denominator	391,416,075
< Acceptable Level of Variance	.03

Mathematical Breakdown: $0 < 0.03$

RESULT DETERMINATION REFERENCE

<h4>CEILING DETERMINATION</h4> <p>This indicator will be considered PASSED for the Ceiling if the comparison of PEIMS expenditure data to AFR data has a total variance of less than 3 percent.</p>

Home Page: [Financial Compliance | Texas Education Agency](#) | Send comments or suggestions to FinancialAccountability@tea.texas.gov

THE **TEXAS EDUCATION AGENCY**
 1701 NORTH CONGRESS AVENUE · AUSTIN, TEXAS, 78701 · (512) 463-9734

FIRST 5.14.3.3



Financial Integrity Rating System of Texas

2022-2023 RATINGS BASED ON 2021-2022 SCHOOL YEAR DATA INDICATOR TEST 17

Name:	MIDLAND ISD (165901)
Indicator:	Did the external independent auditor report that the AFR was free of any instance(s) of material weaknesses in internal controls over financial reporting and compliance for local, state, or federal funds and free from substantial doubt about the school district's ability to continue as a going concern? (The AICPA defines material weakness.) (If the school district fails indicator 17, the maximum points and highest rating that the school district may receive is 79 points, C = Meets Standard Achievement.)
Ceiling	Passed
Last Updated:	7/13/2023 6:19:29 PM

FORMULA

Field	Value
Not Material Weakness or Going Concern	<input type="text" value="false"/>

RESULT DETERMINATION REFERENCE

CEILING DETERMINATION

This indicator will be considered PASSED for the Ceiling if the external auditor reported no material weaknesses or a going concern in the audit report.

Home Page: [Financial Compliance | Texas Education Agency](#) | Send comments or suggestions to FinancialAccountability@tea.texas.gov

THE **TEXAS EDUCATION AGENCY**
1701 NORTH CONGRESS AVENUE · AUSTIN, TEXAS, 78701 · (512) 463-9734

FIRST 5.14.3.3



Financial Integrity Rating System of Texas

2022-2023 RATINGS BASED ON 2021-2022 SCHOOL YEAR DATA INDICATOR TEST 18

Name:	MIDLAND ISD (165901)
Indicator:	Did the external independent auditor indicate the AFR was free of any instance(s) of material noncompliance for grants, contracts, and laws related to local, state, or federal funds? (The AICPA defines material noncompliance.)
Result/Points	10
Last Updated:	7/13/2023 6:19:29 PM

FORMULA

Field	Value
Not Material Non-Compliance	<input type="text" value="false"/>

RESULT DETERMINATION REFERENCE

DETERMINATION OF POINTS	
10	0
Yes	No

Home Page: [Financial Compliance | Texas Education Agency](#) | Send comments or suggestions to FinancialAccountability@tea.texas.gov

THE **TEXAS EDUCATION AGENCY**
 1701 NORTH CONGRESS AVENUE · AUSTIN, TEXAS, 78701 · (512) 463-9734

FIRST 5.14.3.3



Financial Integrity Rating System of Texas

2022-2023 RATINGS BASED ON 2021-2022 SCHOOL YEAR DATA INDICATOR TEST 19

Name:	MIDLAND ISD (165901)
Indicator:	Did the school district post the required financial information on its website in accordance with Government Code, Local Government Code, Texas Education Code, Texas Administrative Code and other statutes, laws and rules that were in effect at the school district's fiscal year end?
Result/Points	5
Last Updated:	7/13/2023 6:19:29 PM

FORMULA

Field	Value
Required Financial Postings	<input type="text" value="true"/>

RESULT DETERMINATION REFERENCE

DETERMINATION OF POINTS	
5	0
Yes	No

Home Page: [Financial Compliance | Texas Education Agency](#) | Send comments or suggestions to FinancialAccountability@tea.texas.gov

THE TEXAS EDUCATION AGENCY
1701 NORTH CONGRESS AVENUE · AUSTIN, TEXAS, 78701 · (512) 463-9734

FIRST 5.14.3.3



Financial Integrity Rating System of Texas

2022-2023 RATINGS BASED ON 2021-2022 SCHOOL YEAR DATA INDICATOR TEST 20

Name:	MIDLAND ISD (165901)
Indicator:	Did the school district's administration and school board members discuss any changes and/or impact to local, state, and federal funding at a board meeting within 120 days before the district adopted its budget?
Ceiling	Passed
Last Updated:	7/13/2023 6:19:29 PM

FORMULA

Field	Value
Impact to Funding Discussion	<input type="text" value="true"/>

RESULT DETERMINATION REFERENCE

CEILING DETERMINATION

This indicator will be considered PASSED for the Ceiling if the school district's administration and school board members discussed any changes and/or impact to local, state, and federal funding at a board meeting within 120 days before the district adopted its budget.

Home Page: [Financial Compliance | Texas Education Agency](#) | Send comments or suggestions to FinancialAccountability@tea.texas.gov

THE **TEXAS EDUCATION AGENCY**
 1701 NORTH CONGRESS AVENUE · AUSTIN, TEXAS, 78701 · (512) 463-9734

FIRST 5.14.3.3

REQUIRED DISCLOSURES

Reimbursements Received by the Superintendent and Board Members

A summary schedule for the twelve-month period of total reimbursements received by the superintendent and each board member is to be included in the annual financial management report. All reimbursement expenses, regardless of the manner of payment, including direct pay, credit card, cash, and purchase orders are to be reported. The summary schedule is to report separately items per category including:

Meals – Meals consumed out of town, and in-district meals at area restaurants (outside of board meetings, excludes catered board meeting meals); **Lodging** – Hotel charges; **Transportation** – Airfare, car rental (can include fuel on rental, taxis, mileage reimbursements, leased cars, parking and tolls); **Motor fuel** – Gasoline; **Other** – Registration fees, telephone/cell phone, internet service, fax machine, and other reimbursements to (or on behalf of) the superintendent and board member not defined above.

For the Twelve-Month Period Ended June 30, 2023

Name of Board Member	Meals	Lodging	Transportation	Mileage/Fuel	Membership / Registration	Other	Total
Angelica Ramsey	218.77	623.08	1,039.88	54.70	425.00		2,361.43
Kellie Spencer	372.33	2,037.07	1,250.80				3,660.20
Stephanie Howard	296.69	3,572.25	2,708.73	3,347.38	1,862.50	7,663.80	19,451.35
Brandon Hodges					885.00		885.00
Bryan Murry	80.77	793.11	503.71		910.00		2,287.59
John Trischitti III		211.40					211.40
Katie Joyner	44.29	264.37	473.21		425.00		1,206.87
Michael Booker	270.24	3,393.22	1,790.91		910.00		6,364.37
Rick Davis	51.62	961.98		398.63	475.00		1,887.23
Robert Marquez	80.19	826.71	112.58	398.63	960.00		2,378.11
Sara Burleson	30.13	1,442.64	58.28		960.00		2,491.05
Tommy Bishop	124.17	975.40	970.68		960.00		3,030.25

Gifts Received by the Executive Officer(s) and Board Members (and First-Degree relatives, if any)
For the Twelve-Month Period Ending June 30, 2022

Angelica Ramsey	\$0
Bryan Murry	\$0
John Trischitti III	\$0
Katie Joyner	\$0
Michael Booker	\$0
Rick Davis	\$0
Robert Marquez	\$0
Tommy Bishop	\$0

Business Transactions Between School District and Board Members
For the Twelve-Month Period Ending June 30, 2022

Angelica Ramsey	\$0
Bryan Murry	\$0
John Trischitti III	\$0
Katie Joyner	\$0
Michael Booker	\$0
Rick Davis	\$0
Robert Marquez	\$0
Tommy Bishop	\$0

**Outside Compensation and/or Fees Received by the
Superintendent for Professional Consulting and/or Other
Personal Services**

Angelica Ramsey	\$ 2,000.00
-----------------	-------------



OFFICE OF FINANCIAL SERVICES

Midland Independent School District
615 W. Missouri Ave., Midland, TX 79701
432-240-1000 • midlandisd.net

Date: September 2, 2022
To: Mr. John Trischitti III
From: Darrell Dodds, Chief Financial Officer
Subject: Required Disclosures for the Schools FIRST Report

One of the required disclosures for the Schools FIRST Report is related to gifts to Executive Officers and outside compensation received during the year under review. The current year under review is the 2021-2022 fiscal year.

GIFTS

Please list any and all gifts received, as best you can recall, during the period beginning July 1, 2021 to June 30, 2022. Gifts are defined as any and all items given to you and/or your immediate family members from an outside entity having an aggregate value of \$250 or more during the fiscal year. See explanation on next page for additional details.


Approx. Date	Item	Approx. Cost or \$\$\$ Value
_____	_____	\$ <u>n/a</u>

OUTSIDE COMPENSATION

Please list any outside compensation or fees received for professional consulting or other services received during the period beginning July 1, 2021 to June 30, 2022.

Approx. Date	Item	Approx. Cost or \$\$\$ Value
_____	_____	\$ <u>n/a</u>

In order to facilitate this reporting requirement in the future, please disclose any gifts received or business transactions subsequent to this reporting period to Darrell Dodds, Chief Financial Officer, for tabulation and reporting in future Schools FIRST reports.

Signature: 



Date: September 2, 2022
To: Mr. Tommy Bishop
From: Darrell Dodds, Chief Financial Officer
Subject: Required Disclosures for the Schools FIRST Report

One of the required disclosures for the Schools FIRST Report is related to gifts to Executive Officers and outside compensation received during the year under review. The current year under review is the 2021-2022 fiscal year.

GIFTS

Please list any and all gifts received, as best you can recall, during the period beginning July 1, 2021 to June 30, 2022. Gifts are defined as any and all items given to you and/or your immediate family members from an outside entity having an aggregate value of \$250 or more during the fiscal year. See explanation on next page for additional details.

Approx. Date	Item	Approx. Cost or \$\$\$ Value
_____	_____	\$ <u>0</u>

OUTSIDE COMPENSATION

Please list any outside compensation or fees received for professional consulting or other services received during the period beginning July 1, 2021 to June 30, 2022.

Approx. Date	Item	Approx. Cost or \$\$\$ Value
_____	_____	\$ <u>0</u>

In order to facilitate this reporting requirement in the future, please disclose any gifts received or business transactions subsequent to this reporting period to Darrell Dodds, Chief Financial Officer, for tabulation and reporting in future Schools FIRST reports.

Signature: Bishop



OFFICE OF FINANCIAL SERVICES

Midland Independent School District
615 W. Missouri Ave., Midland, TX 79701
432-240-1000 • midlandisd.net

Date: September 2, 2022
To: Mr. Rick Davis
From: Darrell Dodds, Chief Financial Officer
Subject: Required Disclosures for the Schools FIRST Report

One of the required disclosures for the Schools FIRST Report is related to gifts to Executive Officers and outside compensation received during the year under review. The current year under review is the 2021-2022 fiscal year.

GIFTS

Please list any and all gifts received, as best you can recall, during the period beginning July 1, 2021 to June 30, 2022. Gifts are defined as any and all items given to you and/or your immediate family members from an outside entity having an aggregate value of \$250 or more during the fiscal year. See explanation on next page for additional details.

Approx. Date	Item	Approx. Cost or \$\$\$ Value
<u>N/A</u>	_____	\$ _____

OUTSIDE COMPENSATION

Please list any outside compensation or fees received for professional consulting or other services received during the period beginning July 1, 2021 to June 30, 2022.

Approx. Date	Item	Approx. Cost or \$\$\$ Value
<u>N/A</u>	_____	\$ _____

In order to facilitate this reporting requirement in the future, please disclose any gifts received or business transactions subsequent to this reporting period to Darrell Dodds, Chief Financial Officer, for tabulation and reporting in future Schools FIRST reports.

Signature: *Rick D. Davis, Jr.*



OFFICE OF FINANCIAL SERVICES

Midland Independent School District
615 W. Missouri Ave., Midland, TX 79701
432-240-1000 • midlandisd.net

Date: September 2, 2022
To: Mrs. Katie Joyner
From: Darrell Dodds, Chief Financial Officer
Subject: Required Disclosures for the Schools FIRST Report

One of the required disclosures for the Schools FIRST Report is related to gifts to Executive Officers and outside compensation received during the year under review. The current year under review is the 2021-2022 fiscal year.

GIFTS

Please list any and all gifts received, as best you can recall, during the period beginning July 1, 2021 to June 30, 2022. Gifts are defined as any and all items given to you and/or your immediate family members from an outside entity having an aggregate value of \$250 or more during the fiscal year. See explanation on next page for additional details.

Approx. Date	Item	Approx. Cost or \$\$\$ Value
<u>Ø</u>	<u>Ø</u>	\$ <u>Ø</u>

OUTSIDE COMPENSATION

Please list any outside compensation or fees received for professional consulting or other services received during the period beginning July 1, 2021 to June 30, 2022.

Approx. Date	Item	Approx. Cost or \$\$\$ Value
<u>Ø</u>	<u>Ø</u>	\$ <u>Ø</u>

In order to facilitate this reporting requirement in the future, please disclose any gifts received or business transactions subsequent to this reporting period to Darrell Dodds, Chief Financial Officer, for tabulation and reporting in future Schools FIRST reports.

Signature: 



OFFICE OF FINANCIAL SERVICES

Midland Independent School District
615 W. Missouri Ave., Midland, TX 79701
432-240-1000 • midlandisd.net

Date: September 2, 2022
To: Mr. Robert Marquez
From: Darrell Dodds, Chief Financial Officer
Subject: Required Disclosures for the Schools FIRST Report

One of the required disclosures for the Schools FIRST Report is related to gifts to Executive Officers and outside compensation received during the year under review. The current year under review is the 2021-2022 fiscal year.

GIFTS

Please list any and all gifts received, as best you can recall, during the period beginning July 1, 2021 to June 30, 2022. Gifts are defined as any and all items given to you and/or your immediate family members from an outside entity having an aggregate value of \$250 or more during the fiscal year. See explanation on next page for additional details.

Approx. Date	Item	Approx. Cost or \$\$\$ Value
<u>N/A</u>	_____	\$ _____

OUTSIDE COMPENSATION

Please list any outside compensation or fees received for professional consulting or other services received during the period beginning July 1, 2021 to June 30, 2022.

Approx. Date	Item	Approx. Cost or \$\$\$ Value
<u>N/A</u>	_____	\$ _____

In order to facilitate this reporting requirement in the future, please disclose any gifts received or business transactions subsequent to this reporting period to Darrell Dodds, Chief Financial Officer, for tabulation and reporting in future Schools FIRST reports.

Signature: 



OFFICE OF FINANCIAL SERVICES

Midland Independent School District
615 W. Missouri Ave., Midland, TX 79701
432-240-1000 • midlandisd.net

Date: September 2, 2022
To: Mr. Bryan Murry
From: Darrell Dodds, Chief Financial Officer
Subject: Required Disclosures for the Schools FIRST Report

One of the required disclosures for the Schools FIRST Report is related to gifts to Executive Officers and outside compensation received during the year under review. The current year under review is the 2021-2022 fiscal year.

GIFTS

Please list any and all gifts received, as best you can recall, during the period beginning July 1, 2021 to June 30, 2022. Gifts are defined as any and all items given to you and/or your immediate family members from an outside entity having an aggregate value of \$250 or more during the fiscal year. See explanation on next page for additional details.


Approx. Date	Item	Approx. Cost or \$\$\$ Value
<u>N/A</u>	<u>—</u>	\$ <u>—</u>

OUTSIDE COMPENSATION

Please list any outside compensation or fees received for professional consulting or other services received during the period beginning July 1, 2021 to June 30, 2022.

Approx. Date	Item	Approx. Cost or \$\$\$ Value
<u>N/A</u>	<u>—</u>	\$ <u>—</u>

In order to facilitate this reporting requirement in the future, please disclose any gifts received or business transactions subsequent to this reporting period to Darrell Dodds, Chief Financial Officer, for tabulation and reporting in future Schools FIRST reports.

Signature: 



OFFICE OF FINANCIAL SERVICES

Midland Independent School District
615 W. Missouri Ave., Midland, TX 79701
432-240-1000 • midlandisd.net

Date: September 2, 2022
To: Mr. Michael Booker
From: Darrell Dodds, Chief Financial Officer
Subject: Required Disclosures for the Schools FIRST Report

One of the required disclosures for the Schools FIRST Report is related to gifts to Executive Officers and outside compensation received during the year under review. The current year under review is the 2021-2022 fiscal year.

GIFTS

Please list any and all gifts received, as best you can recall, during the period beginning July 1, 2021 to June 30, 2022. Gifts are defined as any and all items given to you and/or your immediate family members from an outside entity having an aggregate value of \$250 or more during the fiscal year. See explanation on next page for additional details.

Approx. Date	Item	Approx. Cost or \$\$\$ Value
<u>—</u>	<u>∅</u>	\$ <u>∅</u>

OUTSIDE COMPENSATION

Please list any outside compensation or fees received for professional consulting or other services received during the period beginning July 1, 2021 to June 30, 2022.

Approx. Date	Item	Approx. Cost or \$\$\$ Value
<u>—</u>	<u>∅</u>	\$ <u>∅</u>

In order to facilitate this reporting requirement in the future, please disclose any gifts received or business transactions subsequent to this reporting period to Darrell Dodds, Chief Financial Officer, for tabulation and reporting in future Schools FIRST reports.

Signature: Michael Booker



OFFICE OF FINANCIAL SERVICES

Midland Independent School District
615 W. Missouri Ave., Midland, TX 79701
432-240-1000 • midlandisd.net

Date: September 2, 2022
To: Dr. Angelica Ramsey
From: Darrell Dodds, Chief Financial Officer
Subject: Required Disclosures for the Schools FIRST Report

One of the required disclosures for the Schools FIRST Report is related to gifts to Executive Officers and outside compensation received during the year under review. The current year under review is the 2021-2022 fiscal year.

GIFTS

Please list any and all gifts received, as best you can recall, during the period beginning July 1, 2021 to June 30, 2022. Gifts are defined as any and all items given to you and/or your immediate family members from an outside entity having an aggregate value of \$250 or more during the fiscal year. See explanation on next page for additional details.


Approx. Date	Item	Approx. Cost or \$\$\$ Value
_____	_____	\$ <u>0</u>

OUTSIDE COMPENSATION

Please list any outside compensation or fees received for professional consulting or other services received during the period beginning July 1, 2021 to June 30, 2022.

Approx. Date	Item	Approx. Cost or \$\$\$ Value
<u>6/22</u>	<u>AASA Mentoring stipend</u>	<u>\$ 2000</u>

In order to facilitate this reporting requirement in the future, please disclose any gifts received or business transactions subsequent to this reporting period to Darrell Dodds, Chief Financial Officer, for tabulation and reporting in future Schools FIRST reports.

Signature: 

Field Definitions/Glossary

This section defines all fields in School FIRST as well as some financial management terms, in alphabetical order.

#

The number of the indicator. Indicators make up the set of criteria used to determine the status and rating of a school district for a particular school year.

% Total

On the Overall Statistics screen, this field appears twice:

In the Status Counts section, this field shows the percentage of the total number of districts in Texas that received a passing status, the percentage that received a failing status, and the percentage whose status has not yet been determined.

In the Rating Counts section, this field shows the percentage of the total number of districts in Texas that received each rating: Superior Achievement, Above Standard Achievement, Standard Achievement, Substandard Achievement, and Suspended Due to Data Quality. (Districts with a status of "Error" and a rating of "Undetermined" are not included in this section.)

A

Active

A check box indicating whether to include this indicator in the calculations when running or re-running district rating reports (checked=yes, unchecked=no). After checking or unchecking this check box, you must click the Update button at the bottom of the screen to save your change(s).

Administrative Cost Ratio Data File

Specifies the internet location of the Administrative Cost Ratio Data File used in the indicator calculations. This value is used to locate the file for viewing and/or importing on the External Data Administration screen.(See the "External Data Administration" section for more information.)

B

C

Capital Project Funds

Fund type used to account for financial resources to be used for the acquisition or construction of major capital facilities (other than those financed by proprietary funds and trust funds.)

Cash

The term, as used in connection with cash flows reporting, includes not only currency on hand, but also demand deposits with banks or other financial institutions. Cash also includes deposits in other kinds of accounts or cash management pools that have the general characteristics of demand deposit accounts in that the governmental enterprise may deposit additional cash at any time and also effectively may withdraw cash at any time without prior notice or penalty.

Class Name

Used by the TEA developers of the FIRST application. Before a new indicator can be added to FIRST, the developer must first define the class for the new indicator.

Count

On the Overall Statistics screen, this field appears three times:

In the Status Counts section, this field shows the number of districts in Texas that received a passing status, the number that received a failing status, and the number whose status has not yet been determined.

In the Rating Counts section, this field shows the number of districts in Texas that received each rating: Superior Achievement, Above Standard Achievement, Standard Achievement, Substandard Achievement, and Suspended Due to Data Quality. (Districts with a status of "Error" and a rating of "Undetermined" are not included in this section.)

In the Answers By Indicator section, this field shows the number of districts by points for a particular indicator. (Indicators make up the set of criteria used to determine the status and rating of a school district for a particular school year.)

Critical Indicator

A non-critical indicator is one that a district is not necessarily required to pass in order to receive an overall passing rating (if the district has passed enough of the other indicators, the district may receive a passing rating despite its failure on one or more non-critical indicators).

For critical indicators, a district **MUST** pass a certain number of these indicators in order to receive an overall passing rating. This number is configured by the FIRST administrator.

D

Data

The type of district data files that can be downloaded to your computer in tab-delimited format (*filename.tab*). See the "Data Downloads" section for more information.

Data Load Year Offset

This option allows the administrator to run a chosen school year's indicator calculations against a previous year's set of district data. The default value for this field is 0, which causes the system to use the current year's data for the calculations. Entering -1 causes the system to use the previous year's data, -2 uses the data from two years ago, and so on. This is useful if indicators are added or changed, and the administrator would like to see what effect the new indicators will have on a district's current or past rating. For example, if a district earned a Standard Achievement rating for the 2004-2005 rating year, but the proposed indicators for the 2005-2006 rating year have changed, the administrator can run the newly proposed indicators using the 2003-2004 school year data (by entering -1 as the Data Load Year Offset) to determine whether the proposed indicator changes will help or hurt the district's rating for the next year (or neither).

After changing this option, you must use one of the methods for running indicators to actually generate results using a previous year's data. See the "Running Specific Indicators" section for more information.

Days Late

Indicates how early or late the district's Annual Financial Report was filed, in days. A negative number indicates that the report was filed before the due date; a positive number indicates that the report was filed late. A zero indicates that the report was filed on the due date. The system uses the Received date and Due date fields to calculate the Days Late value.

Debt Service Fund

Governmental fund type used to account for the accumulation of resources for, and the payment of, general long-term debt principal and interest.

Deferred Revenue

Resource inflows that do not yet meet the criteria for revenue recognition. Unearned amounts are always reported as deferred revenue. In governmental funds, earned amounts also are reported as deferred revenue until they are available to liquidate liabilities of the current period.

Deficiency

Represents receivables owed at the end of the school year.

Delete

A Delete check box signifies that a particular item can be deleted from the system for a chosen school year. More specifically:

- On the Indicator Administration screen, individual financial indicators can be deleted.
- On the Application Parameter Administration screen, individual system-wide parameters can be deleted.
- On the Indicator Parameter Administration screen, individual state-wide parameters can be deleted.
- On the Ratings Administration screen, individual financial rating configurations can be deleted.
- On the Submit Date Data Administration screen, individual district submission entries can be deleted.

To delete an item, activate the check box for the item, then click the Delete button at the bottom of the screen. (Multiple items can be deleted at the same time.)

Designated Fund Balance

Represents tentative plans for the future use of financial resources. Designations require Board action to earmark fund balance for bona fide purposes that will be fulfilled within a reasonable period of time.

District

The unique six-digit number identifying a district.

On the District Status Summary table, clicking on this number displays detailed information about the district's financial accountability rating (if you are authorized to view this information).

District Number

For administrative users, the District Number drop down list at the top of the screen lists all districts in FIRST. Selecting a district number from the list displays the District Status Detail report for that district.

District Score

The numerical score earned by this district. This field is hidden from view for non-administrative users.

The district's score must meet or exceed the [Passing Score](#) set forth by the TEA in order to receive a "Passed" status in FIRST. See the "Passing Score" field for more information.

See the "Understanding District Score Calculations" section for details about how the District Score is tabulated.

District Size - Number of Students Between

On the District Status Detail report, the indicators shown at the bottom of the screen depend on the district's size and on pre-determined acceptable ratios of students to teachers and students to staff. The District Size column lists several ranges of student enrollment numbers for the district. Within the appropriate range for your district, refer to the [Ranges for Ratios](#) columns to determine the low and high ratios that are acceptable for your level of student enrollment. For example, a range of 7 to 22 indicates that there should be no fewer than 7 students per teacher/staff and no more than 22 students per teacher/staff. In order to pass these indicators, a district's ratios must fit within these ranges for the district's size.

See the "Ranges for Ratios" field definition for more information.

The date by which the district's Annual Financial Report must be received to be considered on time, in YYYY/MM/DD format. The system calculates this date as follows:

Fiscal Year End date (from Submit Date Data screen)
+ Submission Deadline in Days After Fiscal Year End (from Application Parameter Administration screen)

E

EDA

see [Existing Debt Allotment \(EDA\)](#)

EDA Data File

Specifies the internet location of the [EDA](#) Data File used in the indicator calculations (e.g., http://wahoo/first/sourcedata/2002/EDA_0203.xls). This value is used to locate the file for viewing and/or importing on the External Data Administration screen.(See the "External Data Administration" section for more information.)

Enrollment

On the Overall Statistics screen, this field appears three times:

In the Status Counts section, this field shows the number of students in Texas who are enrolled in each type of district (passing, failing, or neither due to errors in the processing of their status).

In the Rating Counts section, this field shows the number of students in Texas who are enrolled in each district type (Superior Achievement, Above Standard Achievement, Standard Achievement, Substandard Achievement, and Suspended Due to Data Quality). (Districts with a status of "Error" and a rating of "Undetermined" are not included in this section.)

In the Answers By Indicator section, this field shows the number of students in Texas who are enrolled in districts that failed a particular indicator. (Indicators make up the set of criteria used to determine the status and rating of a school district for a particular school year.)

Error (status)

see [Status](#)

ESC (Education Service Center)

Supports the districts in a specific region of the state.

Excess

Represents receivables due at the end of the school year.

Existing Debt Allotment (EDA)

The amount of state funds to be allocated to the district for assistance with existing debt.

Expenditures

The cost of goods delivered or services rendered, whether paid or unpaid, including expenses, provisions for debt retirement not reported as a liability of the fund from which retired, and capital outlays.

F

Fiscal Year

A period of 12 consecutive months legislatively selected as a basis for annual financial reporting, planning, and budgeting. The fiscal year may run September 1 through August 31 or July 1 through June 30.

Fiscal Year End

On the Submit Date Data screen, this is the last day of the district's 12-month accounting period, in YYYY/MM/DD format. Valid fiscal year end dates are August 31st and June 30th.

Full-Time Equivalent (FTE)

Measures the extent to which one individual or student occupies a full-time position or provides instruction; e.g., a person who works four hours a day or a student who attends a half day represents a .5 FTE.

Function

Function codes identify the expenditures of an operational area or a group of related activities. For example, in order to provide the appropriate atmosphere for learning, school districts transport students to school, teach students, feed students, and provide health services. Each of these activities is a function.

Fund Balance

The difference between assets and liabilities reported in a governmental fund.

G

General Fund

This fund finances the fundamental operations of the district in partnership with the community. All revenues and expenditures not accounted for by other funds are included. This is a budgeted fund and any fund balances are considered resources available for current operations.

H

High

see [Ranges for Ratios](#)

I

IFA

see [Instructional Facilities Allotment \(IFA\)](#)

IFA Data File

Specifies the internet location of the [IFA](#) Data File used in the indicator calculations (e.g., http://wahoo/first/sourcedata/2002/IFA_0203.xls). This value is used to locate the file for viewing and/or importing on the External Data Administration screen.(See the "External Data Administration" section for more information.)

Include Districts Outstanding Month/Day

The date on which districts which have not filed their data for the current year or which have processing errors are first displayed on the District Status screens, in MM/DD format (the current year is assumed). Prior to this date, these districts are excluded from the display. ("Processing errors" occasionally occur if a calculation for a particular indicator involves dividing a number by zero. (In mathematics, dividing a number by zero gives an "undefined" or "indeterminate" result.))

This setting overrides the [Pub Level](#) setting for a district.

This setting does not affect which districts are included in the Overall Statistics.

Indicator

Indicators make up the set of criteria used to determine the status and rating of a school district for a particular school year.

The Overall Statistics screen shows totals and percentages of responses and enrollment, as well as totals for each indicator.

On the Indicator Test screen, this is the [Indicator Description](#) (see the "Indicator Description" field definition for details).

Indicator Description

The definition of the indicator. Indicators make up the set of criteria used to determine the status and rating of a school district for a particular school year.

On the District Status Detail report, clicking on the indicator description displays detailed information about how the indicator was calculated.

Indicators Answered

The District Status Detail report displays the number of points, by indicator, received by a district.

Instruction

The amount spent on direct classroom instruction and other activities that deliver, enhance, or direct the delivery of learning situations to students regardless of location or medium. Expenditures associated with this functional area are reported under Function 11.

Instructional Facilities Allotment (IFA)

(State Aid) Provides assistance to school districts in making debt service payments on qualifying bonds and lease-purchase agreements. Proceeds must be used for the construction or renovation of an instructional facility.

J

K

L

Last Updated

On the District Status Detail report, the Last Updated field is the last date & time the district status information was updated (e.g., the last time an indicator was edited for this district, the last time the status information was published to the web, the last time the number of failed indicators changed for this district, etc.).

The Last Updated field on the Indicator Test screen and the Updated field on the District Status Detail report display the last date & time the indicator was updated (e.g., the last time the indicator was edited for this district, the last time the calculations for the indicator were re-run, etc.).

On the Overall Statistics screen, this is the last date & time any indicator or district status information was updated or re-run.

Low

see [Ranges for Ratios](#)

M

N

Name

The name of the school district. (On the District Status Detail report and the Indicator Test screen, the name is followed by the unique number identifying the district, in parentheses.)

On the Application Parameter Administration screen, this is the name of a system-wide parameter.

On the Indicator Parameter Administration screen, this is the name of a specific operand within the formula for a particular indicator.

On the Ratings Administration screen, this field is used when adding a new rating level to the system, and indicates the name you want assigned to the new rating level.

Number of Students Between

see [District Size - Number of Students Between](#)

O

Object

The highest level of accounting classification used to identify either the transaction posted or the source to which the associated monies are related. Each object is assigned a code that identifies in which of the eight major object groupings it belongs (assets, liabilities, fund balances, revenue, etc.)

Operating Expenditures

A wide variety of expenditures necessary to a district's operations fall into this category, with the largest portion going to payroll and related employee benefits and the purchase of goods and services.

Option

On the Data Downloads screen, the Download option saves the selected district data file to your computer in tab-delimited format (*filename.tab*). See the "Data Downloads" section for more information.

On the External Data Administration screen, this is a list of external TEA files which can be viewed and/or imported into FIRST. See the "External Data Administration" section for more information.

Options

On the Application Parameter Administration screen, these are the administrative functions that can be performed. An administrator can delete an existing parameter, update the system-wide value for an existing parameter, or add a new parameter and configure its system-wide value. See the "Application Parameter Administration" screen for more information.

On the Indicator Parameter Administration screen, this is a list of existing indicators for which the administrator can add, delete, or update default operand values. See the "Indicator Parameter Administration" screen for more information.

On the [District Status Summary](#) table, these are the administrative functions that can be performed. See the sections on "Printing District Status Reports" and "Changing District Publication Levels" for more information.

On the [District Status Detail](#) report, these are the administrative functions that can be performed. See the sections on "Running Specific Indicators", "Changing District Publication Levels", and "Suspending a District's Rating" for more information.

On the [Overall Statistics](#) screen, the Update Enrollment Counts option imports the latest enrollment data from PEIMS and refreshes the overall statistics to reflect the new data. See the "Viewing Overall Statistics" section for more information.

On the Ratings Administration screen, these are the administrative functions that can be performed. An administrator can delete an existing rating, update the Minimum/Maximum Failed values for an existing rating, or add a new rating and configure its Minimum/Maximum Failed values. See the "Ratings Administration" screen for more information.

On the Submit Date Data Administration screen, these are the administrative functions that can be performed. An administrator can delete an existing district's date data, update the date data for an existing district, or add a new district and enter its date data. See the "Submit Date Data Administration" screen for more information.

On the Indicator Administration screen, these are the administrative functions that can be performed. An administrator can delete an existing indicator, update the parameters for an existing indicator, or add a new indicator and configure its parameters. This screen also includes the "special" Rollover option for setting up the system for a new school year. See the "Indicator Administration" screen and the "Configuring the System For a New School Year" section for more information.

Other Resources

This amount is credited to total actual other resources or non-operating revenues received or residual equity transfers in.

P

Passing

see [Passing Score](#)

Passing Score

The numerical score established by the TEA that a district must meet or exceed to receive a "Passed" status in FIRST. This number is configured on the Application Parameter Administration screen.(See the "Application Parameter Administration" section for more information.)

Changes to this parameter take effect in the district rating reports immediately (i.e., it is not necessary to re-run the indicators).

On the District Status Detail report, this field is hidden from view for non-administrative users.

PEIMS

see [Public Education Information Management System \(PEIMS\)](#)

Pub Level

The extent to which the district's data has been made available to users in FIRST. District ratings with a Pub Level of 0 can only be viewed by a FIRST administrator or an internal TEA user. District ratings with a Pub Level of 1 can also be viewed by the particular district and by the staff of the district's supporting ESC. District ratings with a Pub Level of 2 can be viewed by all users (both overall and detailed rating information can be seen).

This field is hidden from view for non-administrative users.

The administrator can raise or lower the publication level for a district (or for all districts) at any time.

The "[Include Districts Outstanding Month/Day](#)" setting overrides the Pub Level for districts with processing errors or incomplete data.

Publication Level 1

The date and time the district's rating for the chosen school year was most recently raised to [Pub Level](#) 1. If the rating has never been raised to Pub Level 1, or if the rating has been lowered back to Pub Level 0, this field displays "None". This field is hidden from view for non-administrative users.

See the "Pub Level" field for more information.

Publication Level 2

The date and time the district's rating for the chosen school year was most recently raised to [Pub Level](#) 2. If the rating has never been raised to Pub Level 2, or if the rating has been lowered back to Pub Level 1 or 0, this field displays "None". This field is hidden from view for non-administrative users.

See the "Pub Level" field for more information.

Public Education Information Management System (PEIMS)

A state-wide data management system for public education information in the State of Texas. One of the basic goals of PEIMS, as adopted by the State Board of Education in 1986, is to improve education practices of local school districts. PEIMS is a major improvement over previous information sources gathered from aggregated data available on paper reports. School districts now submit their data via standardized computer files. These are defined in a yearly publication, the PEIMS Data Standards.

Q

Qualified Opinion

A term used in conjunction with financial auditing; a modification of the independent auditor's report on the fair presentation of the financial statements indicating that there exists one or more specific exceptions to the auditor's general assertion that the financial statements are fairly presented.

R

Ranges for Ratios

On the District Status Detail report, the indicators shown at the bottom of the screen depend on the [district's size](#) and on pre-determined acceptable ratios of students to teachers and students to staff. The Ranges for Ratios column displays these pre-determined ratios. The Low column displays the lowest number of students that are acceptable per teacher/staff member for a particular district size, and the High column displays the highest number of students that are acceptable per teacher/staff member for a particular district size. For example, a range of 7 to 22 indicates that there should be no fewer than 7 students per teacher/staff and no more than 22 students per teacher/staff. In order to pass these indicators, a district's ratios must fit within these ranges for the [district's size](#).

See the "District Size" field definition for more information.

Rating

On the District Status screens, this is the financial accountability rating that was earned by the district for the indicated school year: Superior Achievement, Above Standard Achievement, Standard Achievement, Substandard Achievement, Suspended Due to Data Quality, or Undetermined. See the "[Understanding FIRST Ratings](#)" section for more information about these ratings. (If the rating is Suspended Due to Data Quality, and if the administrator entered a reason for the suspension, this reason is displayed beside the rating.)

On the Ratings Administration screen, this column shows the financial accountability ratings that are currently configured in the system. See the "Ratings Administration" section for details about configuring FIRST ratings.

Ratings

On the Overall Statistics screen, this column lists the possible financial accountability ratings that can be earned by a district: Superior Achievement, Above Standard Achievement, Standard Achievement, Substandard Achievement, and Suspended Due to Data Quality. (Districts with a status of "Error" and a rating of "Undetermined" are not included in this section. Also, if the number of districts for a particular rating is zero, that rating is not shown in the table.) See the "[Understanding FIRST Ratings](#)" section for more information about each of these ratings.

Received

The date on which the district actually filed its Annual Financial Report with the TEA. The system uses this date and the district's fiscal year end date to determine whether the district filed on time.

Region

The Education Service Center (ESC) region in Texas in which the district is located. This field is hidden from view for non-administrative users.

Release Overall Stats Month/Day

The starting date on which the [overall district statistics](#) for the specified year can be viewed by users, in MM/DD format (the current year is assumed). Prior to this date, only administrators can view this information for the specified year. See the "Viewing Overall Statistics" section for more information.

Required

The Required Group to which the indicator is assigned: 0, 1, or 2. See the "[Required Group 1 Pass Minimum/Required Group 2 Pass Minimum](#)" field for more information.

On the District Status Detail report, †1 to the left of the indicator number indicates required Group 1, and †2 indicates Required Group 2. Indicators without a group designation to the left of their indicator number are assigned to Required Group 0. This column is hidden from view for non-administrative users.

An indicator's Required Group affects how it is sorted on the screens. See the "[Sort](#)" field for details.

Required Group 1 Pass Minimum/Required Group 2 Pass Minimum

Each indicator in the system is assigned to a Required Group (0, 1, or 2). For indicators in Required Group 0, a district is not necessarily required to pass the indicator in order to receive an overall passing rating (if the district has passed enough of the other indicators, the district may receive a passing rating despite its failure on one or more Group 0 indicators).

For indicators in Required Groups 1 and 2, a district MUST pass a certain number of these indicators in order to receive an overall passing rating. These numbers are specified in the Required Group 1 Pass Minimum and Required Group 2 Pass Minimum fields on the Application Parameter Administration screen, and are configured by the FIRST administrator.

For example, if the Required Group 1 Pass Minimum is set to 3, and the Required Group 2 Pass Minimum is set to 1, this means that each district must pass at least three of the indicators in Group 1 AND at least one of the indicators in Group 2. If either of these conditions is not met, the district automatically receives a failing rating.

Changes to these parameters take effect in the district rating reports immediately (i.e., it is not necessary to re-run the indicators).

Reserve Fund Balance

The portion of fund equity which is not available for appropriation or which has been legally separated for a specific purpose.

Result/Points

On the District Status Detail report, this is the outcome of the calculation for a particular indicator. (Indicators make up the set of criteria used to determine the status and rating of a school district for a particular school year.) To see detailed information about why the indicator passed or failed, click on the Indicator Description for the desired indicator.

If you are logged in as an administrator, the [Score](#) field is displayed instead of the Result field. See the "Score" field for more information.

Revenues

Any increase in a school district's financial resources from property taxes, foundation fund entitlements, user charges, grants, and other sources. Revenues fall into three broad sources: local & intermediate, state, and federal.

School Year

The 12 months beginning September 1 of one year and ending August 31 of the following year, or beginning July 1 and ending June 30. (Districts have two options.)

Score

On the District Status Summary table and in the District Status Data file, this is the [District Score](#) (see the "District Score" field). This field is hidden from view for non-administrative users.

On the District Status Detail report, this is the number of points the district earned for this indicator. If the district failed the indicator, the score is 0. If the district passed the indicator, the score is typically 1 (if the indicator is weighted more heavily than other indicators, the score can be higher than 1; see the "[Weight](#)" field for more information). These indicator scores are used to determine the district's overall score; see the "[District Score](#)" field for details. (For non-administrative users, the [Result](#) field is displayed instead of the Score field. See the "Result" field for more information.)

Sort

The *secondary* order in which the indicators are sorted for display on the District Status Detail report and the Overall Statistics screen (from lowest to highest).

The *primary* sort order is determined by the indicators' [Required Group](#) settings. Indicators in Required Group 1 are sorted first, indicators in Required Group 2 are sorted next, and indicators in Required Group 0 are sorted last. The Sort value is then used to do secondary sorting within these Required Groups.

The Sort value solely controls the numbers shown in the "number" column in data files downloaded from the application.

See the "Required" field for more information.

Special Options

see [Options](#)

Special Revenue Fund


A governmental fund type used to account for the proceeds of specific revenue sources (other than for major capital projects) that are legally restricted to expenditures for specified purposes.


Status


On the Overall Statistics screen, this column lists the possible statuses that can be earned by a district: Passed, Failed, Error, Incomplete, or New. (If the number of districts that earned a particular status is zero, that rating is not shown in the table.)

On the Indicator Test screen, this is the outcome of the calculation for this indicator. (Indicators make up the set of criteria used to determine the status and rating of a school district for a particular school year.) An indicator that was forced to pass by an administrator is displayed as "Passed (Forced)".

On the District Status Summary table, this column displays an icon representing the overall status that was earned by the district for the indicated school year:

 = Passed

 = Failed

 = Error (i.e., undetermined)

(Two other status types, Incomplete and New, occur rarely.) You can position your cursor over the icon on the District Status Summary table to display the description of the icon ("Passed", "Failed", "Error", "Incomplete", or "New").

On the District Status Detail report, the Status field near the top shows the overall status that was earned by the district for the indicated school year: Passed, Failed, Error, Incomplete, or New. The Status column displays an icon representing the outcome of the calculation for each indicator. The Status information is hidden from view for non-administrative users.

See the "[Understanding FIRST Ratings](#)" section for more information about the Passed and Failed statuses.

Submission Deadline in Days After Fiscal Year End

The amount of time (in days) after the districts' fiscal year end date that districts are allotted to prepare and file their Annual Financial Reports. This parameter applies to all districts. Beyond this number of days, a district's report is considered late. This parameter is used to calculate the [Due](#) field on the Submit Date Data Administration screen.

Changes to this parameter do not take effect in the district rating reports until the related indicator is re-run for the district(s).

See the "Due" field and the "Submit Date Data Administration" section for more information.

T

Test

The shorthand name assigned to an [indicator](#) when the indicator was first added to the system.

These names are configured on the Indicator Administration screen whenever new indicators are added.

Title

The field that defines the [Indicator Description](#) for each indicator. See the "Indicator Description" field for more information.

Undesignated Fund Balance

The portion of fund equity that is currently available to finance expenditures not already approved by the Board of Trustees.

Undesignated Unreserved Fund Balance

Available expendable financial resources in a governmental fund that are not the object of tentative management plans (i.e., designations). One primary criterion of rating agencies for school bonds is the relative amount of undesignated unreserved fund balance. Bond rating agencies view undesignated unreserved fund balances as a reflection of the financial strength of school districts and they show concern when district fund balances decrease.

Unqualified Opinion

An opinion rendered without reservation by the independent auditor that financial statements are fairly presented.

Updated

see [Last Updated](#)

User Role

The level of access assigned to the user who is currently logged in (District, ESC, Internal, or Admin). See the "[Access to the School FIRST Application](#)" section for details about each of the roles.

V

Value

On the Indicator Test screen, this column displays the values that were actually used to calculate this indicator for this district. To the right of each value is an icon with a ? symbol in the center. Position your cursor over this icon to see how this value was derived by the system (usually from external sources, such as PEIMS or the district's Annual Financial Report). (If the word "Parameter" is shown when you display the derivation for a value, this indicates that the value came directly from a parameter that is defined in the FIRST system by the TEA, and that the same value is used for all districts.) See the "[Viewing the Calculation of an Indicator](#)" section for more information about this field.

On the Application Parameter Administration screen, this is the value that has been established by the TEA for a system-wide parameter. Each parameter is defined separately in this Glossary (in alphabetical order).

On the Indicator Parameter Administration screen, this is the default value defined by the TEA for a specific operand within the formula for a particular indicator. These default values are used for all districts when computing the indicators. In general, these values are static, but may change occasionally. Changes to these parameters do not take effect in the district rating reports until the related indicators are re-run for the district(s).

W

Weight

Generally, each indicator used in the calculation of a district's score is weighted equally (with the exception of the [critical indicators](#), which are treated slightly differently). Optionally, an indicator can be given more weight, such that it contributes more to the final outcome than other indicators. The normal weight for an indicator is 1. This means that a "Yes" answer for the indicator contributes 1 to the district's final score. Raising this number causes an indicator to have a more significant effect on the final score; setting this number to 0 removes any effect of this indicator on the final score.

See the "[District Score](#)" field and the "[Score](#)" field for more information.

X

Y

YEAR

Each screen displays a "YEAR" drop down list at the top of the page. This field indicates the rating year; the rating for the rating year is based on the prior school year's data. You can change this field by clicking on the list box and selecting a different rating year.

Z



FINANCIAL INTEGRITY RATING SYSTEM OF TEXAS (FIRST)

2022-2023 FIRST Rating
(Based on Fiscal Year 2021-2022 Data)

Annual Financial Management Report Public Hearing

Tucker Durham

October 16th, 2023

School FIRST Rating

Background

- Developed in 1999 by the Texas Education Agency in response to Senate Bill 875 of the 76th Legislature.
- The system is designed to encourage Texas public schools to better manage their financial resources to provide the maximum allocation possible for direct instructional purposes.
- District is rated according to indicators developed by the Commissioner of Education.
- Information is tied to submission of audit data and PEIMS

Rating Worksheet

20 Indicators

- Financial Audit and Governance Disclosures
- Debt Management
- Administrative Costs
- Cash and Investments
- Student Enrollment
- Students to Staff Ratio
- Fund Balance

Indicator 1

Was the complete annual financial report (AFR) and data submitted to the TEA within 30 days of the November 27 or January 28 deadline depending on the school district's fiscal year end date of June 30 or August 31, respectively?

Due Date: 12/27/2022

Date Received: 11/22/2022

Result: Passed



Indicator 2

Was there an unmodified opinion in the AFR on the financial statements as a whole?

Midland ISD received an unmodified (clean) audit opinion.

Result: Passed



Indicator 3

Was the school district in compliance with the payment terms of all debt agreements at fiscal year end?

Result: Passed



Indicator 4

Did the school district make timely payments to the Teachers Retirement System (TRS), Texas Workforce Commission (TWC), Internal Revenue Service (IRS), and other government agencies?

Result: Passed



Indicator 5

Per TEA - this indicator is not being scored.

Fiscal Responsibility

Indicator 6

Was the average change in (assigned and unassigned) fund balances over 3 years less than a 25 percent decrease or did the current year's assigned and unassigned fund balances exceed 75 days of operational expenditures?

Result: Passed



Indicator 7

Was the number of days of cash on hand and current investments in the general fund for the school district sufficient to cover operating expenditures (excluding facilities acquisition and construction)?

Result: 10 Points

Cash and Equivalents	\$ 78,721,836
Current Investments	\$ 226,771,581
Total Expenditures	\$ 391,416,280
Facilities Acquisition and Construction	\$ 642,137

Mathematical Breakdown: 285.3441

10	8	6	4	2	0
>=90	<90 >=75	<75 >=60	<60 >=45	<45 >=30	<30



Indicator 8

Was the measure of current assets to current liabilities ratio for the school district sufficient to cover short-term debt? (See ranges below.)

Result: 8 Points

Current Assets \$ 403,024,213
 Current Liabilities \$ 157,220,324

Mathematical Breakdown: 2.5634

10	8	6	4	2	0
≥ 3.00	< 3.00 ≥ 2.50	< 2.50 ≥ 2.00	< 2.00 ≥ 1.50	⁶³ < 1.50 ≥ 1.00	< 1.00

Indicator 9

Did the school district’s general fund revenues equal or exceed expenditures (excluding facilities acquisition and construction)? If not, was the school district’s number of days of cash on hand greater than or equal to 60 days?

Result: 10 Points

Total Revenue	\$ 423,125,168
Total Expenditures	\$ 391,416,280
Facilities Acquisition and Construction	\$ 642,137
Cash and Equivalents	\$ 78,721,836
Current Investments	\$ 226,771,581
Total Expenditures	\$ 391,416,280
Facilities Acquisition and Construction	\$ 642,137
Acceptable Days Cash on Hand	\$ 60



Indicator 10

This indicator is not being scored.

Indicator 11

Was the ratio of long-term liabilities to total assets for the school district sufficient to support long-term solvency?

Long Term Liabilities \$ 164,111,984
 Total Assets \$ 738,141,580

2022 Total Students \$ 26,387
 2018 Total Students \$ 25,663

Result: 10 Points

Threshold for Five-Year Percent Increase in Students 0.07

10	8	6	4	2	0
<=0.60	>0.60 <=0.70	>0.70 <=0.80	>0.80 <=0.90	⁶⁶ >0.90 <=1.00	>1.00



Indicator 12

What is the correlation between future debt requirements and the district's assessed property value?

Total Local and Intermediate Sources	\$	23,564,567
Total Revenue	\$	23,723,064
Long Term Liabilities	\$	164,111,984
Assessed Property Value	\$	35,075,800,152

Result: 10 Points

Mathematical Breakdown: 0.4648

10	8	6	4	2	0
≤ 4	> 4 ≤ 7	> 7 ≤ 10	> 10 ≤ 11.5	⁶⁷ > 11.5 ≤ 13.5	> 13.5



Indicator 14

Per TEA - this indicator is not being scored.

Indicator 15

Per TEA - this indicator is not being scored.

Indicator 16

Did the comparison of Public Education Information Management System (PEIMS) data to like information in the school district's AFR result in a total variance of less than 3 percent of all expenditures by function?

Result: Passed



Sum of Differences	1,445
Denominator	391,416,075
Acceptable Level of Variance	.03

Mathematical Breakdown: $0 < 0.03$

Ceiling Determination

This indicator will be considered PASSED for the Ceiling if the comparison of PEIMS expenditure data AFR data has a total variance of less than 3 percent.



Indicator 17

Did the external independent auditor report that the AFR was free of any instance(s) of material weaknesses in internal controls over financial reporting and compliance for local, state, or federal funds?

Field	Value
Weak Internal Controls	false

Ceiling Determination

This indicator will be considered PASSED for the Ceiling if the external auditor reported no material weakness in the audit report.

Result: Passed



Indicator 18

Did the external independent auditor indicate the AFR was free of any instance(s) of material noncompliance for grants, contracts, and laws related to local, state, or federal funds?

Field	Value
Material Non-Compliance	false

Result: 10 points



Indicator 19

Did the school district post the required financial information on its website in accordance with Government Code, Local Government Code, Texas Education Code, Texas Administrative Code and other statutes, laws and rules that were in effect at the school district's fiscal year end?

Field	Value
Required Financial Positions	true

Result: 5 points



Indicator 20

Did the school board members discuss the district's property values at a board meeting within 120 days before the district adopted its budget?

Field	Value
Board Property Value Discussion	true

CEILING DETERMINATION

This indicator will be considered PASSED for the Ceiling if the school board discussed property values at a meeting within 120 days before the district adopted its budget.

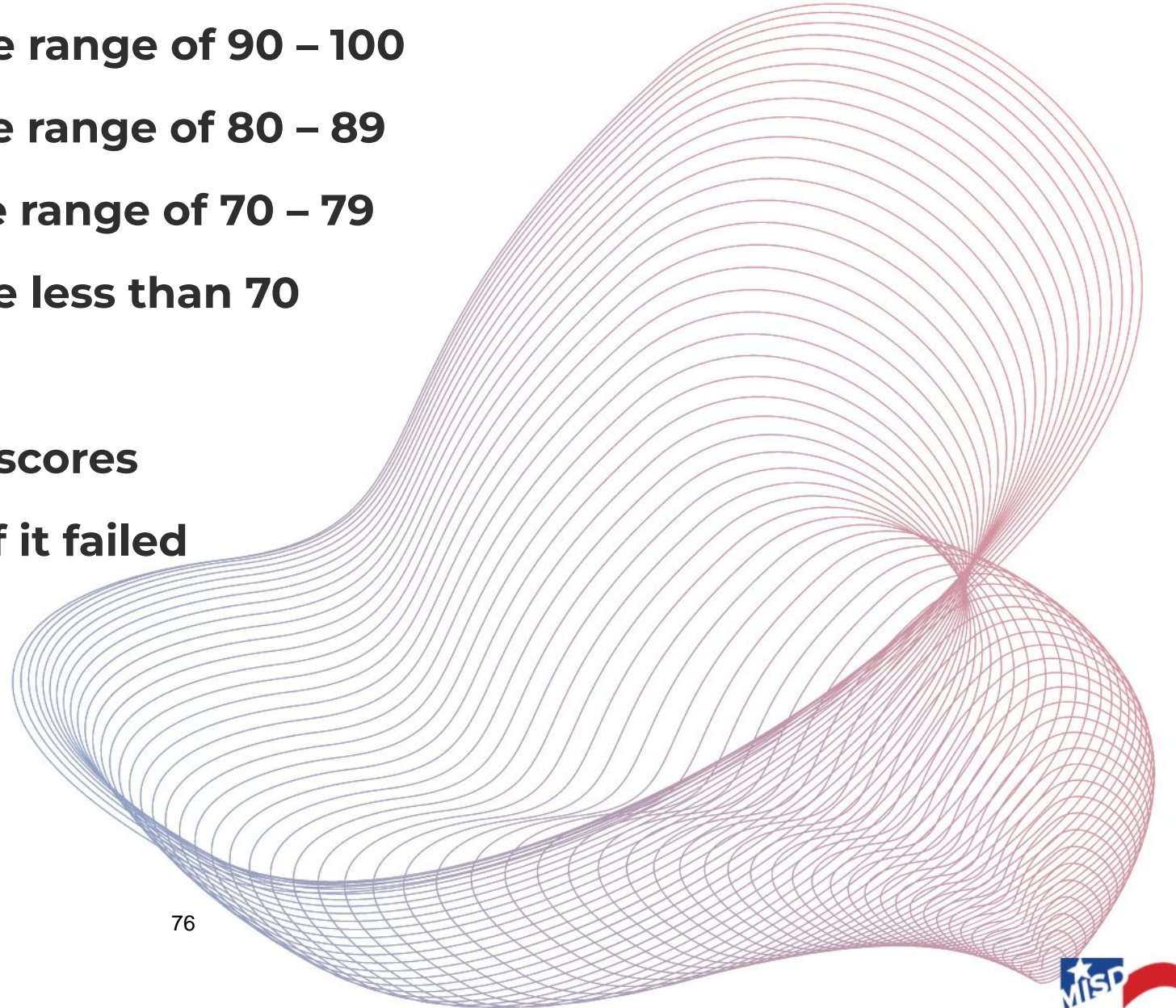
Result: Passed



Scoring System

A = Superior	 Score range of 90 – 100
B = Above Standard	 Score range of 80 – 89
C = Meets Standard	 Score range of 70 – 79
F = Substandard Achievement	 Score less than 70

The school district receives an F if it scores below the minimum passing score, if it failed any critical indicator 1, 2, 3, or 4, if the AFR or the data were not both complete, or if either the AFR or the data were not submitted on time for FIRST analysis.



Midland ISD 2022 FIRST Results

Rating: A = Superior

Midland ISD	98
Total Possible Points	100



Additional Reporting Requirements and Disclosures

Superintendent / Board Reimbursements - For the period Ending June 30, 2023

Name of Board Member	Meals	Lodging	Transportation	Mileage/Fuel	Membership/Registration	Other	Total
Angelica Ramsey	218.77	623.08	1,039.88	54.70	425.00		2,361.43
Kellie Spencer	372.33	2,037.07	1,250.80				3,660.20
Stephanie Howard	296.69	3,572.25	2,708.73	3,347.38	1,862.50	7,663.80	19,451.35
Brandon Hodges	-	-	-		885.00		885.00
Bryan Murry	80.77	793.11	503.71		910.00		2,287.59
John Trischitti III		211.40					211.40
Katie Joyner	44.29	264.37	473.21		425.00		1,206.87
Michael Booker	270.24	3,393.22	1,790.91		910.00		6,364.37
Rick Davis	51.62	961.98		398.63	475.00		1,887.23
Robert Marquez	80.19	826.71	112.58	398.63	960.00		2,378.11
Sara Burleson	30.13	1,442.64	58.28		960.00		2,491.05
Tommy Bishop	124.17	975.40	970.68		960.00		3,030.25

Additional Reporting Requirements and Disclosures

Business Transactions Between School District and Board Members

(For the Twelve-Month Period Ending June 30, 2022)

There were no business transactions between the School District and Board Members

Superintendent's Contract

A copy of the Superintendent's current employment contract can be found on the districts website.

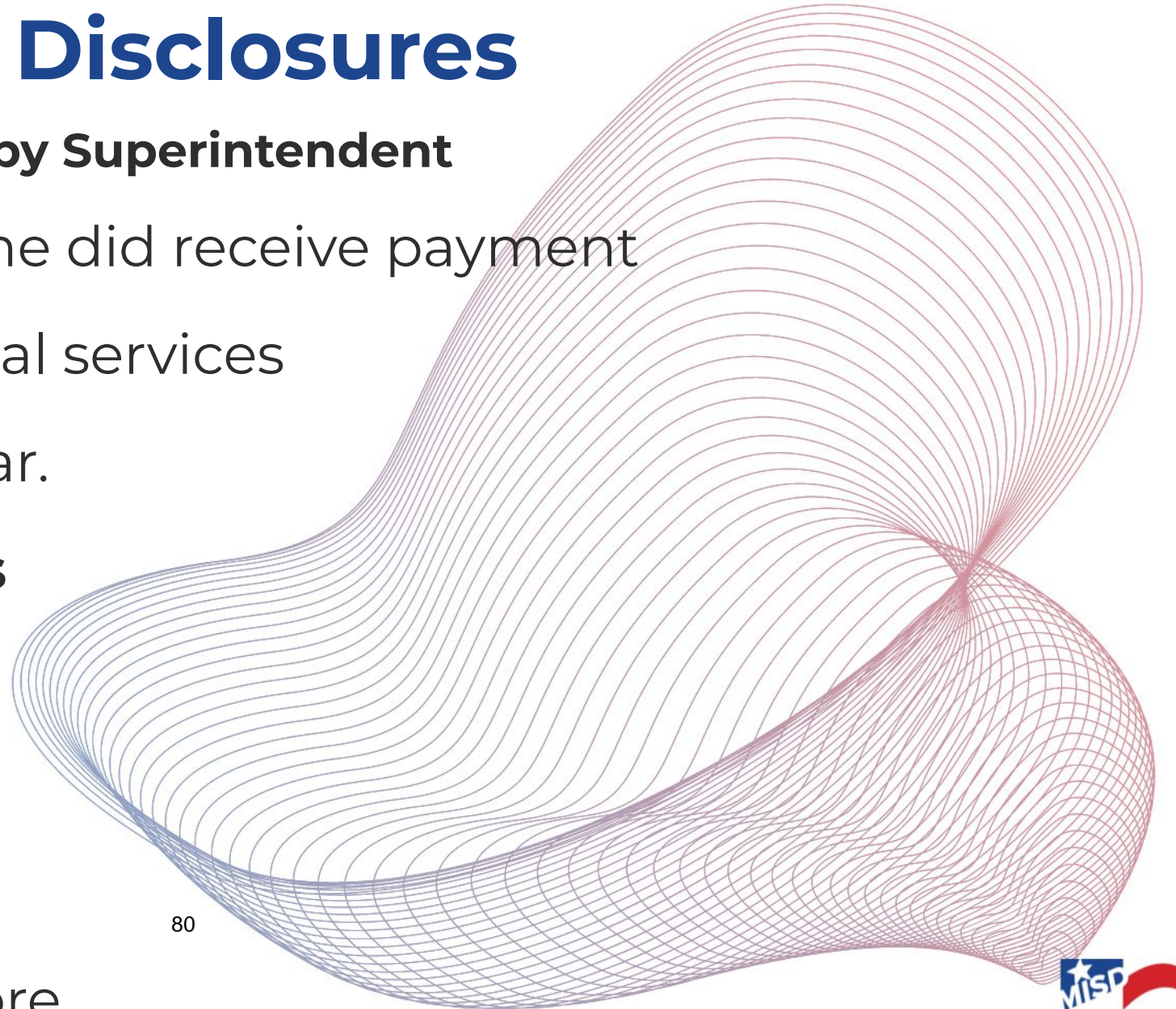
Additional Reporting Requirements and Disclosures

Outside Compensation Received by Superintendent

The Superintendent at the time did receive payment for consulting or other personal services during the 2021-2022 fiscal year.

Superintendent / Board Gifts

The Superintendent and board members did not receive any gifts with an economic value of \$250 or more.



- 8. Superintendent's Update
Presenter: Dr. Stephanie Howard
- 9. District Reports
 - A. Summer Learning Update
Presenter: Andrea Messick

82



Midland Independent School District

BOARD OF TRUSTEES AGENDA

Meeting Date: October 16, 2023

Presented By: Andrea Messick, Executive Director of Teaching and Learning

Subject: Summer Learning Update

District Report

Executive Summary: The Executive Director of Teaching and Learning will provide an update on Summer Learning attendance, program metrics, success, and plans for enhancement.

Contact Person: Andrea Messick, Executive Director of Teaching and Learning



Summer Learning **RECAP**

83

Andrea Messick, Executive Director of Teaching and Learning

October 16, 2023

SUMMER LEARNING OVERVIEW

- June 5- June 30
- Grades Pre-K-6: 698 students served daily
- Grades 7-12: 391 students served daily
- Weekly Attendance
 - Week 1: 871 elementary and 741 secondary students
 - Week 2: 527 elementary and 364 secondary students
 - Week 3: 696 elementary and 314 secondary students
 - Week 4: 697 elementary and 146 secondary students

Elementary Locations:

- Bush Elementary, De Zavala Elementary, Fannin Elementary, Jones Elementary, Long Elementary, and Scharbauer Elementary

Secondary Locations:

- Abell Junior High, Goddard Junior High, Legacy High School (also served LFHS, YWLA, and Early College HS), Midland High School (also served MFHS and Coleman HS)



SUMMER LEARNING PROGRAMS

Programs Utilized

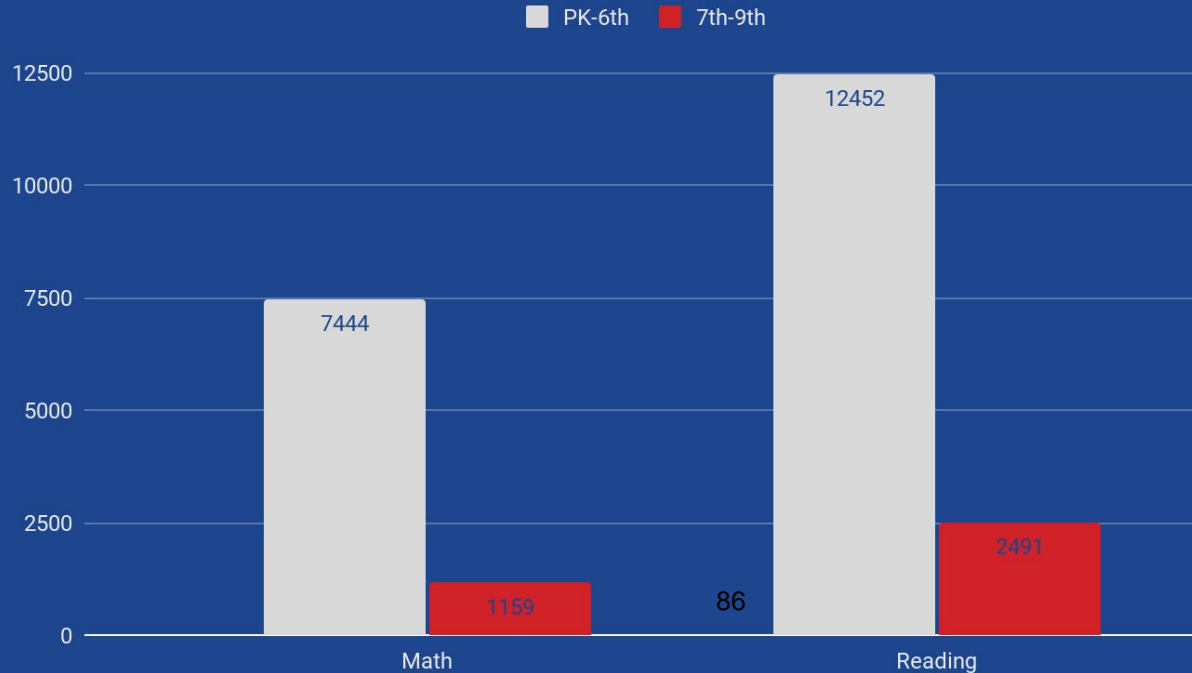
- **Magnetic Reading Foundations**
 - **K-2 Phonics**
- **i-Ready Math and Reading**
 - **Personalized Learning Supplemental Resource**
 - **Reading: Comprehension, High-Frequency Words, Phonics, Phonological Awareness, and Vocabulary**
 - **Math: Numbers and Operations, Algebra and Algebraic Thinking, Measurement and Data, and Geometry**
- **Amplify Tutoring**
 - **K-2 students at Bonham, Burnet, Henderson, Jones, Long, and Scharbauer**
 - **Phonemic Awareness Skills, Letter Sound Knowledge, and Decoding Skills**
- **Edmentum (for credit recovery)**
 - **5 students successfully earned the credits needed to graduate**



SUMMER LEARNING SUCCESS

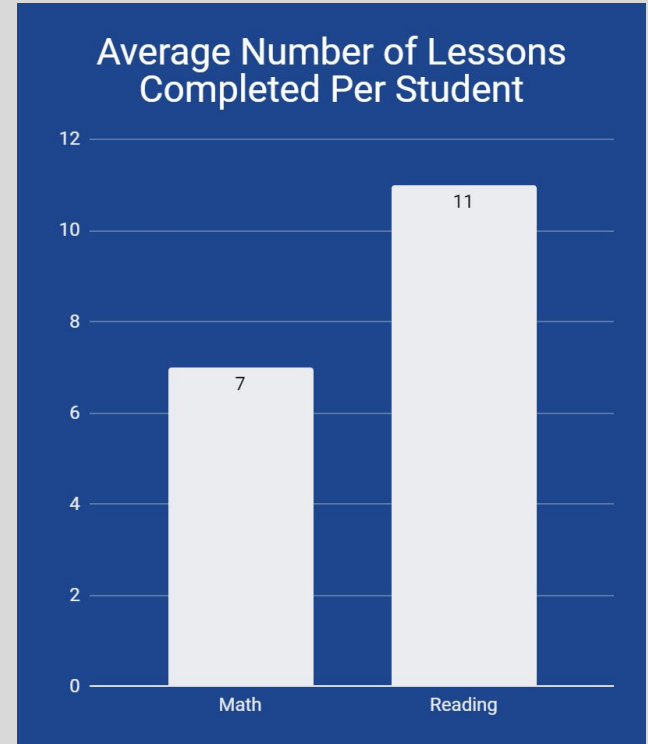
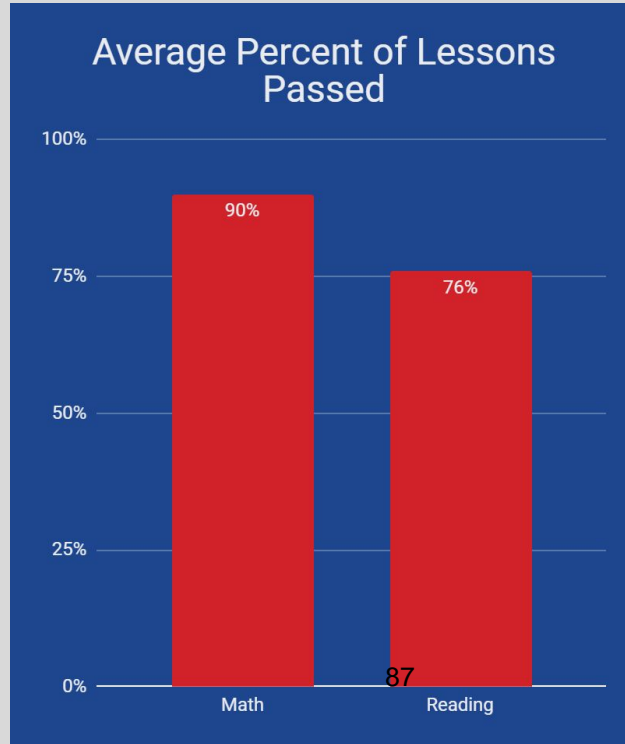
i-Ready Personalized Learning Supplemental Resource

Lessons Completed in i-Ready



MORE SUMMER LEARNING SUCCESS

i-Ready Personalized Learning Supplemental Resource




EVEN MORE SUMMER LEARNING SUCCESS

Amplify Tutoring in Kindergarten- Second Grade


700+
Sessions



190+
Students



350+
Hours



IN JUST 4 SHORT WEEKS OF SUMMER LEARNING

Student A

1st grade
Scharbauer Elementary



52
Letter Sounds



68
Letter Sounds

11
Fluency




18
Fluency

"Student A is a hard worker and loves to tell about his interests. He overcame difficulty with /b/ and /d/ confusion with verbal reminders early on and was able to self correct those errors on his own without additional support. Great improvement has been shown in reading words with short vowel sounds correctly. During our time together, he used his decoding skills well and increased his sight word vocabulary, and he began to read with more confidence. His desire to be a good reader is obvious and his hard work has paid off!"

PLANS TO ENHANCE OPPORTUNITIES

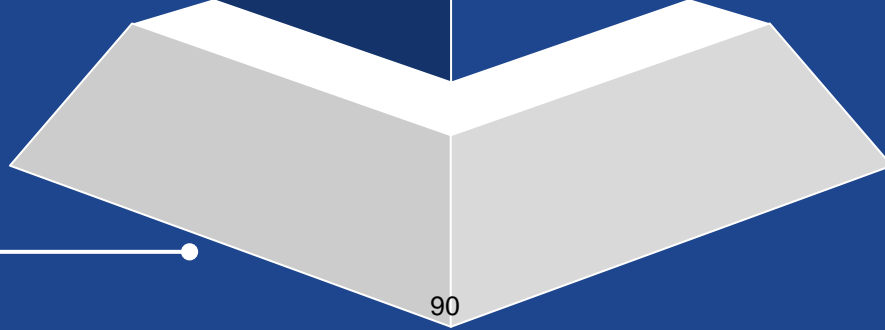
Partner with local businesses offering summer learning camps



Provide opportunities for enrichment



Incentivize summer learning for secondary students







Midland Independent School District

BOARD OF TRUSTEES AGENDA

Meeting Date: October 16, 2023

Presented By: Luz Meléndez, Executive Director of Bilingual/ESL Education

Subject: Bilingual and ESL Program Update

District Report

Executive Summary: The program Director will provide a yearly report to reflect the academic progress for emergent bilingual students, the extent to which emergent bilingual students are developing English proficiency, the number of students who have been reclassified as English proficient as well the number of teachers and other personnel trained on strategies, which support second language acquisition.

Contact Person: Luz Meléndez, Executive Director of Bilingual/ESL Education



Bilingual/ESL Program Evaluation

Presenter: Luz Melendez, Executive Director of Bilingual/ESL

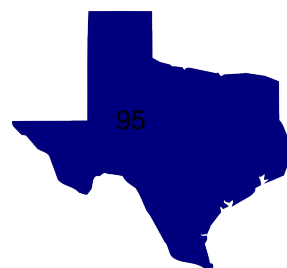
October 16, 2023



Compliance with Texas Education Code

All school districts required to implement a bilingual education or English as a second language (ESL) program shall conduct an annual evaluation in accordance with Texas Education Code (TEC), §29.053,

The program evaluation report is to include a full range of data to determine program effectiveness to ensure student academic success. The report shall be **presented to the board of trustees before November 1** of each year and the report shall be retained at the school district level in accordance with TEC, §29.062



Meet the Team



Luz Meléndez, Executive Director

Elizabeth Varela, Director Family and Student Support

Stephanie Espinoza-Reyes, Elementary EB Supervisor

Roxann Lujan, Secondary EB Supervisor

Arcenia Pizarro, Dual Language Coordinator

Betzabe Encinas, EB Transition Coordinator

Victor Hermosillo, EB Transition Coordinator

Luis Solis, LPAC Coordinator

Diana Dominguez, EB Instructional Specialist

Melissa Garcia, EB Instructional Specialist

Gail Glenn, EB Instructional Specialist

Christopher Hague, EB Instructional Specialist

Sergio Sarabia, EB Instructional Specialist

Connie Gonzalez, Administrative Assistant

Sung Sung, Burmese Parent Liaison

Terminology

Emergent Bilingual(EB)

Texas Education Code (TEC) 29.052 refers to students who are in the process of acquiring English and have a primary language other than English as **Limited English Proficient (LEP)**.

Texas Administrative Code (TAC) Chapter 89 used the term **English Language Learner (ELL)** but in recent revisions updated to the term **English Learner (EL)** in alignment with the Every Student Succeeds Act (ESSA).

Effective September 1, 2021, the agency uses the term **Emergent Bilingual** as per the 87th Legislative Session.

Emergent Bilingual and English learners may be used interchangeably.

Newcomer

Newcomers are typically defined as recent **immigrant** students (2 years or less) , and they encompass the various sub-groups. Not all newcomers are identified as Emergent Bilingual students (EBs), and those that are EBs, are at varying levels of English proficiency. Subgroups: Migrant, Asylee/Refugee, SIFE, Unaccompanied Youth.

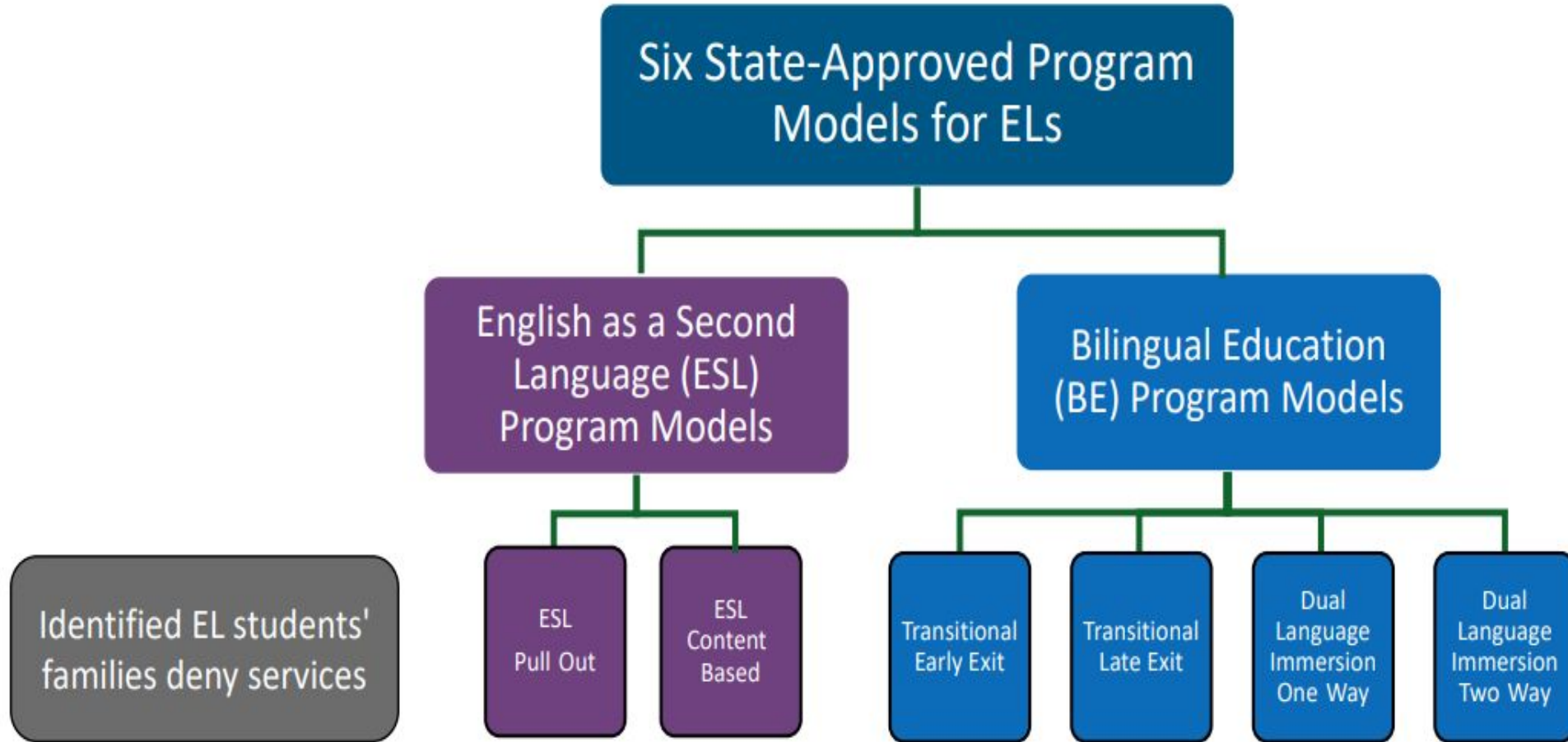
Reclassification

The process by which the Language Proficiency Assessment Committee determines that an English Learner has met the appropriate criteria to be classified as an English Proficient, Non-LEP- (Non-EB)

Exit

The point at which an English Learner has met reclassification criteria and no longer requires Bilingual or ESL program services; student exits with parent or guardian approval.

State Approved Bilingual Education Program Models



Midland ISD Program Models

Dual Language One- Way	Dual Language Two- Way	ESL Content-Based	ESL Pull-Out
<ul style="list-style-type: none"> ❖ Bonham ❖ Bunche ❖ Burnet ❖ De Zavala ❖ Fasken ❖ Long ❖ Rusk ❖ South ❖ Pease 	<ul style="list-style-type: none"> ❖ Milam 	<ul style="list-style-type: none"> ❖ Jones- NC Academy ❖ Pease- NC Academy <p style="text-align: center;">Lower- Elementary</p> <ul style="list-style-type: none"> ❖ Bush ❖ Carver ❖ Franks ❖ Greathouse ❖ Parker ❖ Yarbrough ❖ Santa Rita ❖ Scharbauer ❖ Henderson 	<ul style="list-style-type: none"> ❖ Alamo- NC Academy ❖ San Jacinto- NC Academy ❖ Legacy High- NC Academy ❖ Midland High- NC Academy <ul style="list-style-type: none"> ❖ Junior High ❖ Upper Elementary

Current Program Participation

Bilingual: Dual Language	English as Second Language	Pending Placement
1,985	3,421	131

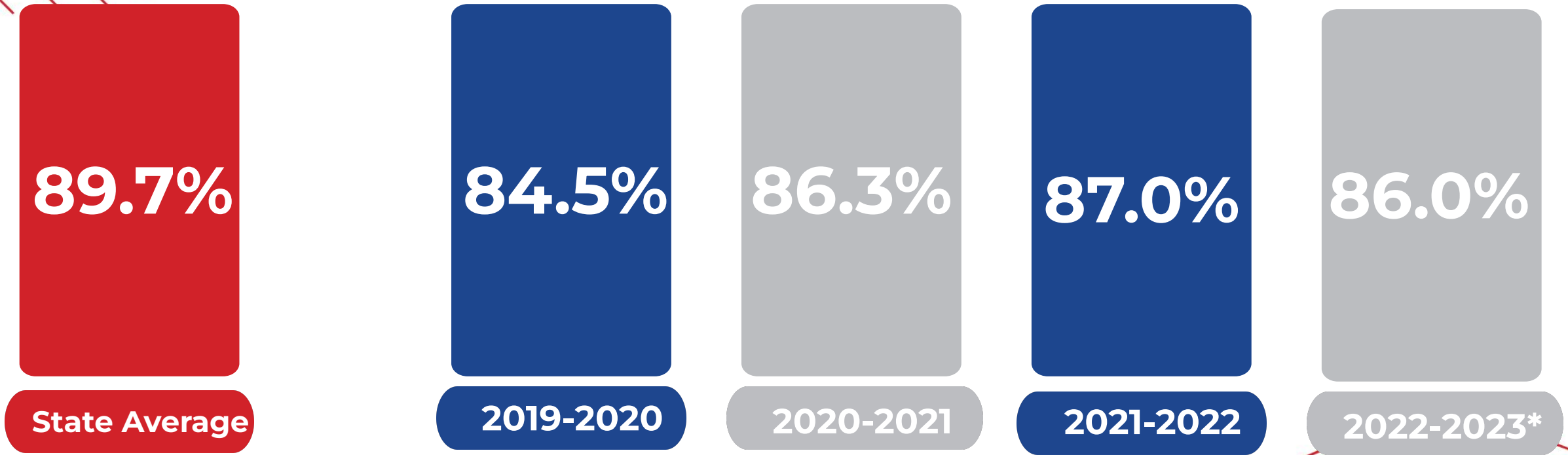


Total Students Served: 5,406

Parent Denials	Monitoring Y1	Monitoring Y2
234	34	34

Total Students Not Served: 302

Emergent Bilingual Graduation Rate



*Projection based on current data.
Official Report not yet available.

Emergent Bilingual Student TELPAS Performance



1,470 Students Assessed

State Composite Scores KG-2nd Grade March 2023	
Beginner	31%
Intermediate	41%
Advanced	20%
Advanced High	8%

District Composite Scores KG-2nd Grade March 2023	
Beginner	44.15%
Intermediate	37.14%
Advanced	15.31%
Advanced High	3.13%



reading



listening



speaking



writing

Emergent Bilingual Student TELPAS Performance



3,082 Students Assessed

State Composite Scores 3rd -2nd Grade March 2023	
Beginner	8%
Intermediate	36%
Advanced	40%
Advanced High	18%

District Composite Scores 3rd- 12th Grade March 2023	
Beginner	12.33%
Intermediate	34.88%
Advanced	37.38%
Advanced High	12.14%



reading



listening

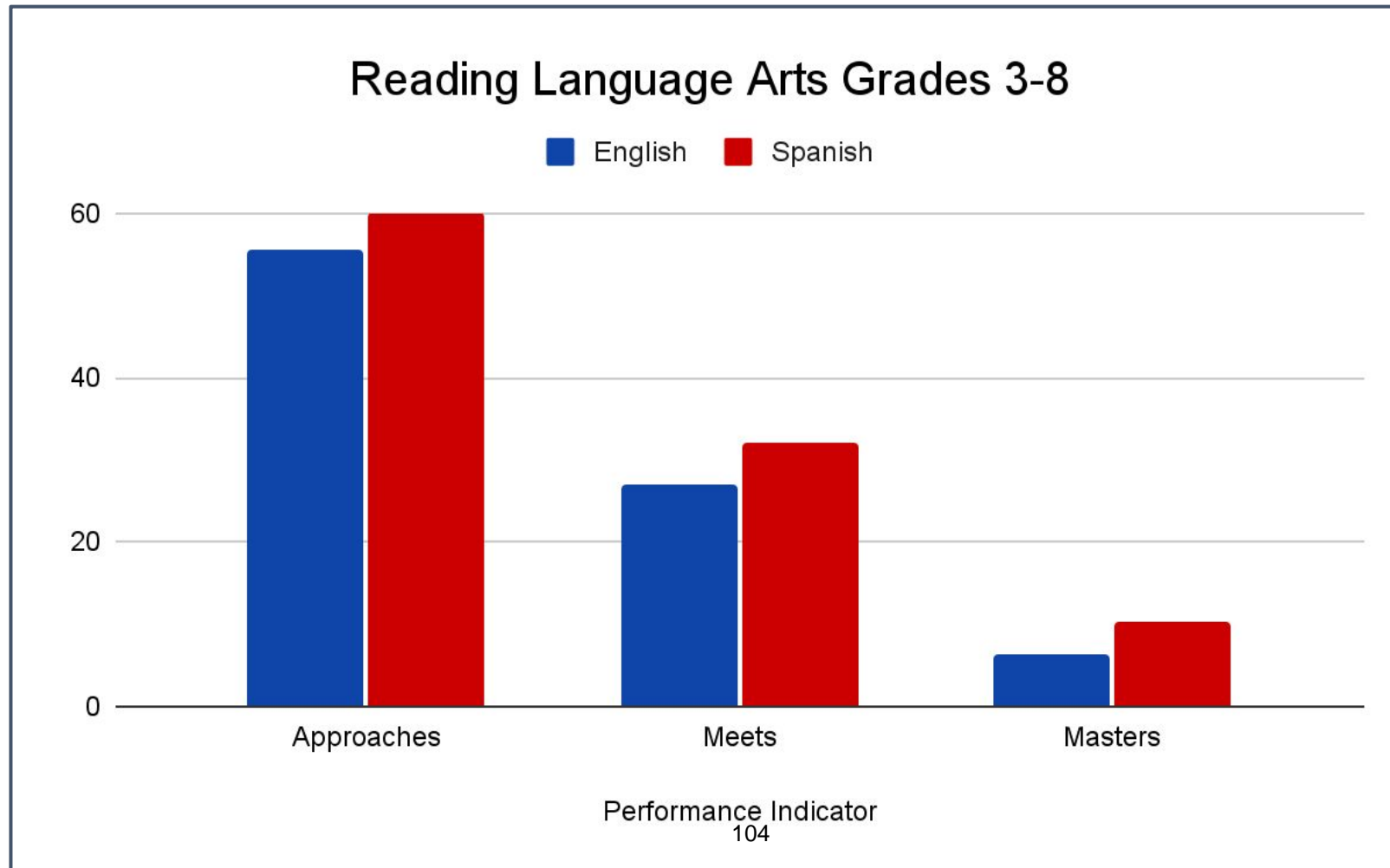


speaking

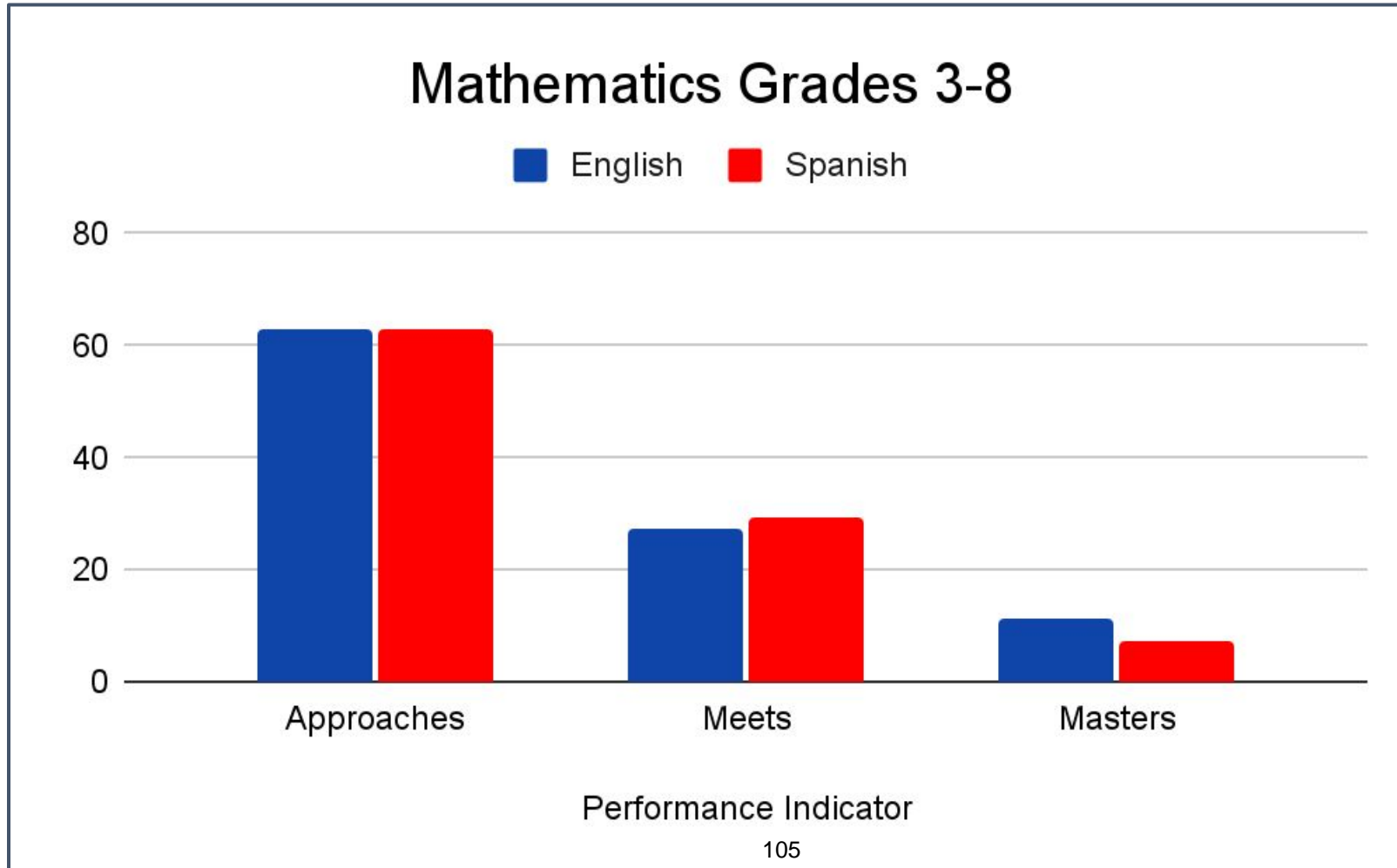


writing

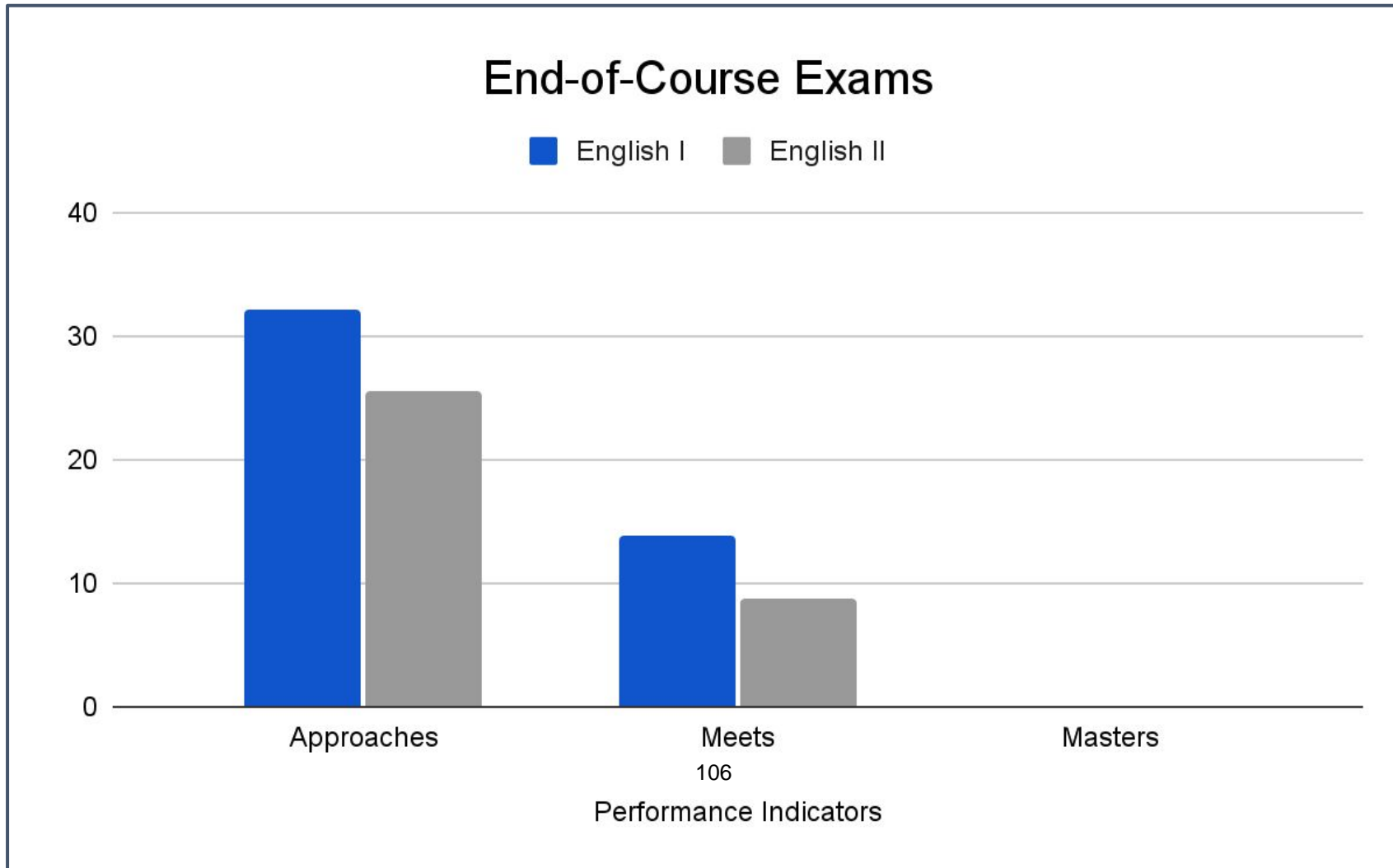
Emergent Bilingual Student STAAR Performance



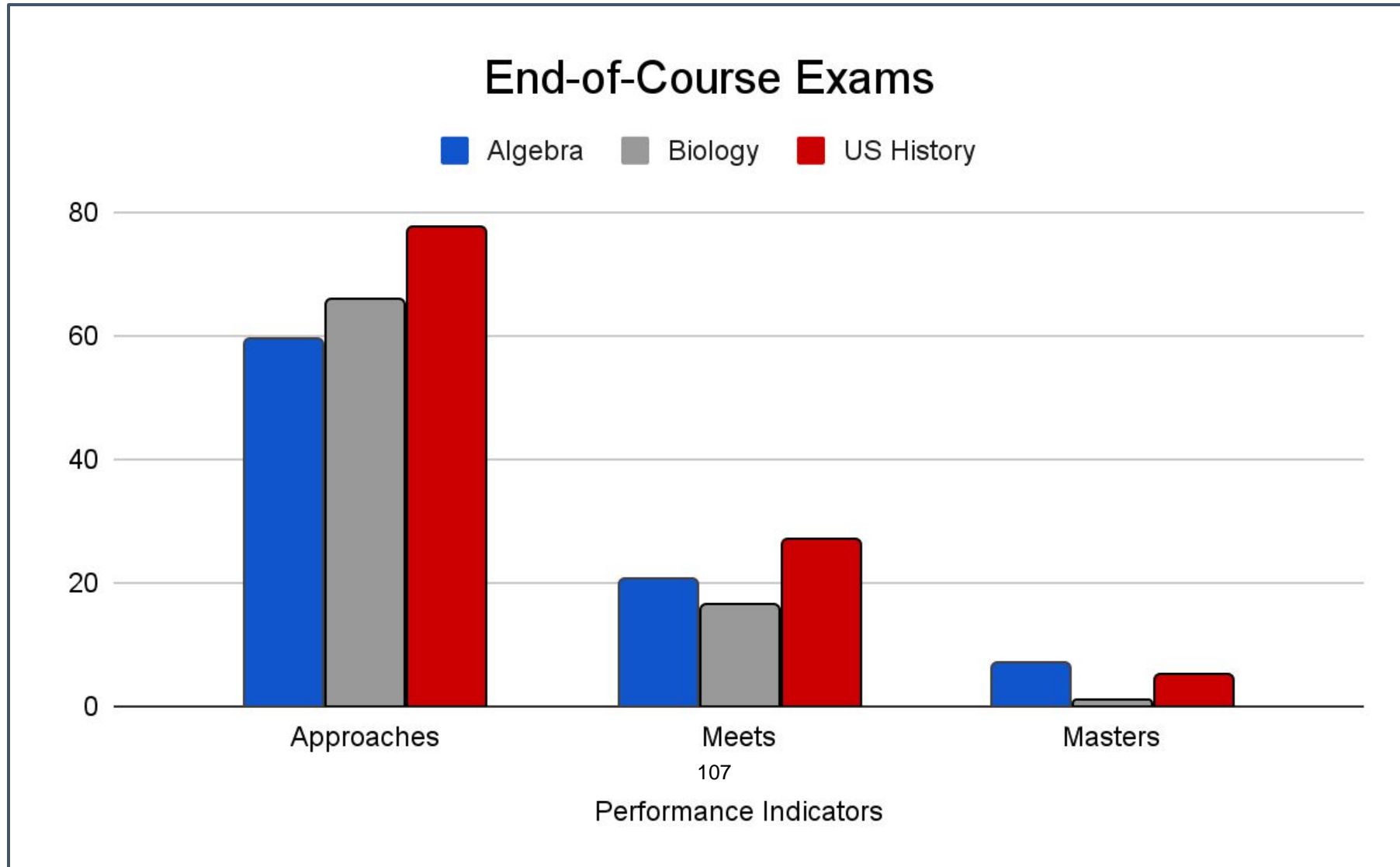
Emergent Bilingual Student STAAR Performance



Emergent Bilingual Student STAAR Performance



Emergent Bilingual Student STAAR Performance



Exceptions and Waivers 2022-2023



71/138

Bilingual Exemptions

Bilingual Classrooms not covered by a certified Bilingual Educator

- ★ DOI- Must submit exemption
- ★ Increasing number of students enrolled- 136% increase
- ★ National and statewide teacher vacancy challenges

111/261

ESL Waivers

ELAR Classrooms/Courses not covered by and ESL certified Educator

- ★ National and statewide teacher vacancy challenges



Request for approval from the Commissioner of Education to offer a temporary alternative language program.

Exceptions and Waivers 2023-2024

(Preliminary)



47/127

Bilingual Exemptions

Bilingual Classrooms not covered by a certified Bilingual Educator

- ★ DOI- Must submit exemption
- ★ Increasing number of students enrolled- 136% increase
- ★ National and statewide teacher vacancy challenges

102/262

ESL Waivers

ELAR Classrooms/Courses not covered by and ESL certified Educator

- ★ National and statewide teacher vacancy challenges



Request for approval from the Commissioner of Education to offer a temporary alternative language program.

Recruitment

- ❖ Coordinated efforts with Human Resources Department to recruit and retain personnel
 - Bilingual Stipend Increase (\$5000)
 - Social Media Platforms
 - Statewide Job Fairs
- ❖ Application to the Texas-Spain Visiting Teacher Program
- ❖ Participation in the Region 4 International Teacher Job-Fair
- ❖ Attendance at the Texas Association of Bilingual Education State Conference

Professional Learning 2022-2023



Sheltered Instruction Observation Protocol (SIOP)



English Language Proficiency Standards (ELPS) & Texas Essential Knowledge and Skills (TEKS)



Lesson Planning for the Dual Language Immersion Classroom



English Vocabulary Development & Literacy Skills for EB Students



ESL certification test preparation for teachers

Professional Learning 2023-2024



Parent Information Sessions



Dual Language Time and Treatment Allocation



Sheltered Instruction Strategies

Making Cross-Linguistic Connections in the DLI classroom



Classroom management and organization



Collaboration with Talent Development Department to provide “job-embedded professional learning.”



Bilingual/ESL Department

615 W. Missouri Avenue

Suite 520

Midland, Texas 79701

(432) 240-1480

C. Overview of the Special Services Department
Presenter: Lynda Rhodes



Midland Independent School District

BOARD OF TRUSTEES AGENDA

Meeting Date: October 16, 2023
Presented By: Lynda Rhodes, Executive Director of Special Services
Subject: Special Services Update

District Report

Executive Summary

The Executive Director of Special Services will provide an update on the Special Services Department thus far for the 23-24 school year. Information regarding current departmental organization, areas of progress, areas of needed improvement, and actions that will be taken to address needs will be addressed.

Contact Person

Lynda Rhodes, Executive Director of Special Services



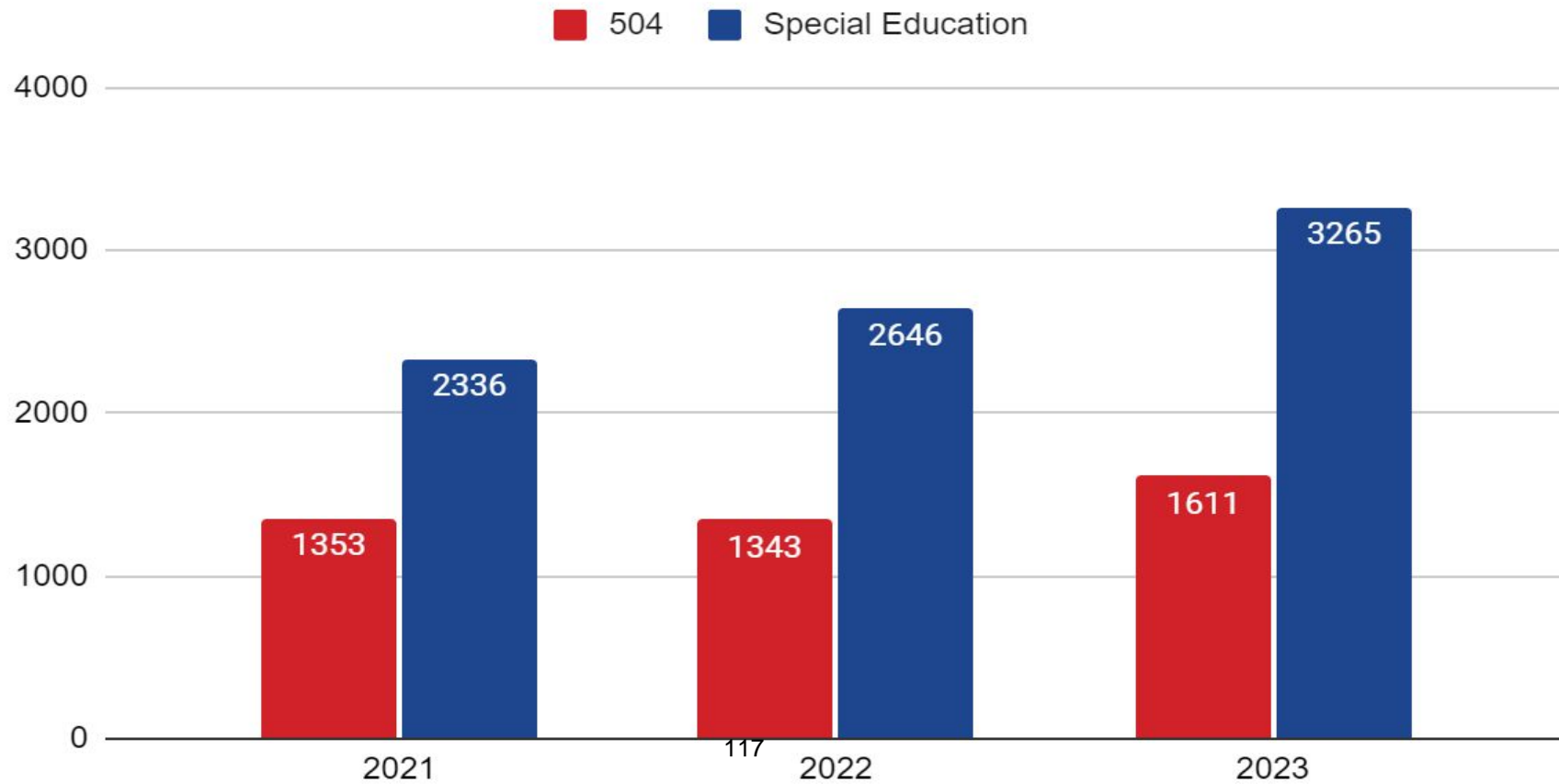
SPECIAL SERVICES

Lynda Rhodes

10/16/23

Students Served

Special Education and 504



Categories of Disabilities

- Autism
- Intellectual Disability
- Visual Impairment
- Deaf, Hard-of-Hearing
- Deaf-blind
- Emotional Disturbance
- Specific Learning Disability
- Orthopedic Impairment
- Other Health Impairment
- Traumatic Brain Injury
- Multiple Disabilities
- Speech Language Disorder
- Non-Categorical Early Childhood
- 504 Eligibilities

Department Staff

137 Staff Members Including 



Diagnosticians

Admission, Review, & Dismissal Facilitators

School Psychologists & SP Assistants

Speech Language Pathologists & SLP Assistants

Licensed Professional Counselors

Dyslexia Teachers

Itinerant Bilingual Resource Teachers

Itinerant Resource Teachers

Teachers of the Visually Impaired

Orientation & Mobility Teacher

Occupational Therapists

Physical Therapists

Adapted PE Coached

Program Specialists

Behavior Interventionists

Homebound Teachers

Transition Coordinators

116 Clerks

Supervisors


District Staff Role

Special Education & 504

Compliance and Support


Actions Taken

- Restructured Department
- Staffing Ratios
- Assessed Department Needs
- Caseload Deep Dive
- Medicaid Service Provider change
- Increased Visibility



Actions Taken

- Job Embedded Professional Learning
- AU Grant Implementation
- Cyclical Audits
- Parent Newsletter
- Special Services Newsletter



Noteworthy Development

Department Restructure
Job Embedded Coaching
Prompt Support
Visibility

Needs Improvement

**Job Alike Professional Learning
Family Engagement/Support
Systems, Processes, Procedures
Communication**


On the Horizon

- Fine tune systems, processes, & procedures
- Campus staff meetings
- Transition plan for student movement
- Professional learning plan (campus and district)
- Streamline Individualized Education Plan development

On the Horizon

- Family engagement plan
- Identify, evaluate, and place **all** children needing services
- Staffing plan projecting student growth as well as increased evaluation referrals
- Actively recruit specialized staff

Honorable Mention



Project Search



Unified Sports



Rolling Baristas



D. Safety and Security Update

130

Presenters: Roberto Cedillo, Scott McKown, Tim Allen, Cortney Smith,
and Fatima Muniz



Midland Independent School District

BOARD OF TRUSTEES AGENDA

Meeting Date: October 16, 2023

Presented By: Roberto Cedillo, Scott McKown, Cortney Smith, and Fatima Muniz

Subject: Safety and Security Update

District Report

Executive Summary:

Presentation on various safety and security measures that are in place or being implemented to ensure the safety of Midland ISD students.

Contact Person:

Roberto Cedillo, Scott McKown, Cortney Smith, and Fatima Muniz



Midland ISD

Safety & Security Update

October 16, 2023

District and Campus Administration

- District & Campus Leadership
- Midland ISD Police Department
- Technology Department
- Facilities & Operations Department



Campus Leadership

Education of Students

- Expectations, Rules, Routines, and Procedures

Campus Emergency Teams

- Ongoing Emergency Drills for Staff and Students
- Behavior Threat Assessments
- After Action Reviews

Administrator Investigations

- Student Tips, Parent Reports, or Crime Stoppers

133

Campus Leadership

Supervision & School-wide staff presence

- Staff remaining vigilant
- Campus Support Monitors
- Main Entrances Monitored
- Implementing the Student Code of Conduct
- Feedback - Discipline approach is working
- 30% decrease in students fighting from '22 - '23 school year

Communication

Radio Network

- Administration, MISD PD, Nurse, and Transportation

Incident Communication Protocol

- Notify parents and district leaders as soon as possible depending on the incident
- Transparency
- Frequent & Effective Communication

Additional Prevention Measures

6 Crisis Counselors

- Licensed Professional Counselors (LPC)

Safety Walkthroughs

- Doors are closed and locked

Positive School Culture

- Positive Incentives and Recognition

Signage to promote safety

- “See Something, Say Something” & “Threats are not a joke”

Collaborative Efforts

Law Enforcement and School Administrators

- Positive working relationships
- Communication and coordination
- Clear roles and responsibilities

Midland ISD Police Department

Currently 18 Police Officers

- Officers come from specialized backgrounds
- 2 Narcotic K-9 Dogs
- Military
- Patrol
- Basic Peace Officer License to Master Peace Officer
- TCOLE Instructors-Firearms, ALERRT (Active Shooter),
- Investigation



Officer Maui MISD

Training

- **Gang Training- Officers are members on a local Drug and Gang Task Force Unit**
- **ALERRT**
- **ASP Baton Training**
- **K9**
- **Field Training**
- **Missing and Exploited Children Law Enforcement Training**
- **NCMEC, Office of Juvenile Justice and Delinquency Prevention**
- **CPR and First Aid-All officers carry Narcan**

Security Measures

are required to be trained in Standard Response Protocol

conduct monthly emergency drills

Control entry

Control Entrances and Interior Doors

Control Entrances

Instruction to keep all instructional doors closed and locked

Electronic

Surveilling MISD campuses

Operates the surveillance system throughout the day

Employees wear ID's

Visitor pass



Hold is followed by the Directive: "**In Your Room or Area**" and is the protocol used when hallways need to be kept clear of occupants.



Secure is followed by the Directive: "**Get Inside. Lock Outside Doors**" and is the protocol used to safeguard people within the building.



Lockdown is followed by "**Locks, Lights, Out of Sight**" and is the protocol used to secure individual rooms and keep occupants quiet and in place.



Evacuate and may be followed by a location, and is used to move people from one location to a different location in or out of the building.



Shelter State the **Hazard** and **Safety Strategy** for group and self protection.

Increased Police Department's Budget

- To Date, \$258,512.29 spent this year for needed equipment
- Uniforms
- Body Armor
- Duty Gear - Belts, holsters, handcuffs and cases, OC Spray and holders
- Radar - Detect speeding vehicles around campus
- Breathalyzer-conduct breath test for alcohol
- Handguns
- Holographic sights for handguns



Technology

- **Student Success Cards**
 - Photo ID for students
 - Access instructional materials via Classlink
 - Library cards
 - Lunch
 - Transportation/school bus
- **Digital Citizenship and Cybersecurity**
 - Students
 - Staff
 - Data Privacy Agreement



Facilities & Operations

- **Crosswalks and Fire Lanes**
- **Door Hardware and Locking Mechanisms**
- **Exterior Safety Lighting**
- **Intruder Resistant Film**
- **Secure Vestibules**
- **Transportation - Bus Safety**



143






Midland ISD

Thank you!

October 16, 2023



**Officer Davis and K9 Voelke,
MISD PD**

10. Action Items

A. *Discussion of and Request for Approval of Lone Star Governance GPM 1.2 K-2 Reading Growth Goals, GPM 2.2 K-2 Math Growth Goals, GPM 1.3 3rd Graders Score Meets or Above in Reading on STAAR-Like Assessment, and GPM 2.3 3rd Graders Score Meets or Above in Math on STAAR-Like Assessment.

Presenter: Ashley Osborne

146



Midland Independent School District

BOARD OF TRUSTEES AGENDA

Meeting Date: Oct 16, 2023

Presented By: Ashley Osborne, Associate Superintendent of Teaching and Learning

Subject: Academic Update Goal Progress Measures 1.2, 1.3, 2.2, 2.3

Action Item

Financial Impact

NA

Board Goal(s):

Goal 1 and Goal 2

Executive Summary:

Lone STAR governance reporting for October 2023 includes results that show progress on the following goal progress measures: GPM 1.2, GPM 1.3, GPM 2.2., and GPM 2.3.

Recommendation:

We recommend that the Board approve the information submitted in the Academic Update for Goal Progress Measures 1.2, 1.3, 2.2, and 2.3.

Motion:

Motion to approve the information submitted in the Academic Update for Goal Progress Measures 1.2, 1.3, 2.2, 2.3.

Estimated Time to Prepare Agenda Item:

10 hours

Contact Person:

Ashley Osborne, Associate Superintendent of Teaching and Learning

Lone STAR Governance

Ashley Osborne

Associate Superintendent

GPM 1.2, 2.2, 1.3, 2.3
October 2023



GPM 1.2: K-2nd Reading



1.2

The percentage of Kindergarten-2nd grade students who meet or exceed their individual growth goals in reading as measured by NWEA MAP will increase from 47% to 70% by the end of school year 2026.

2023-2024 End of Year Target: **60%**

Student Experience

Academics

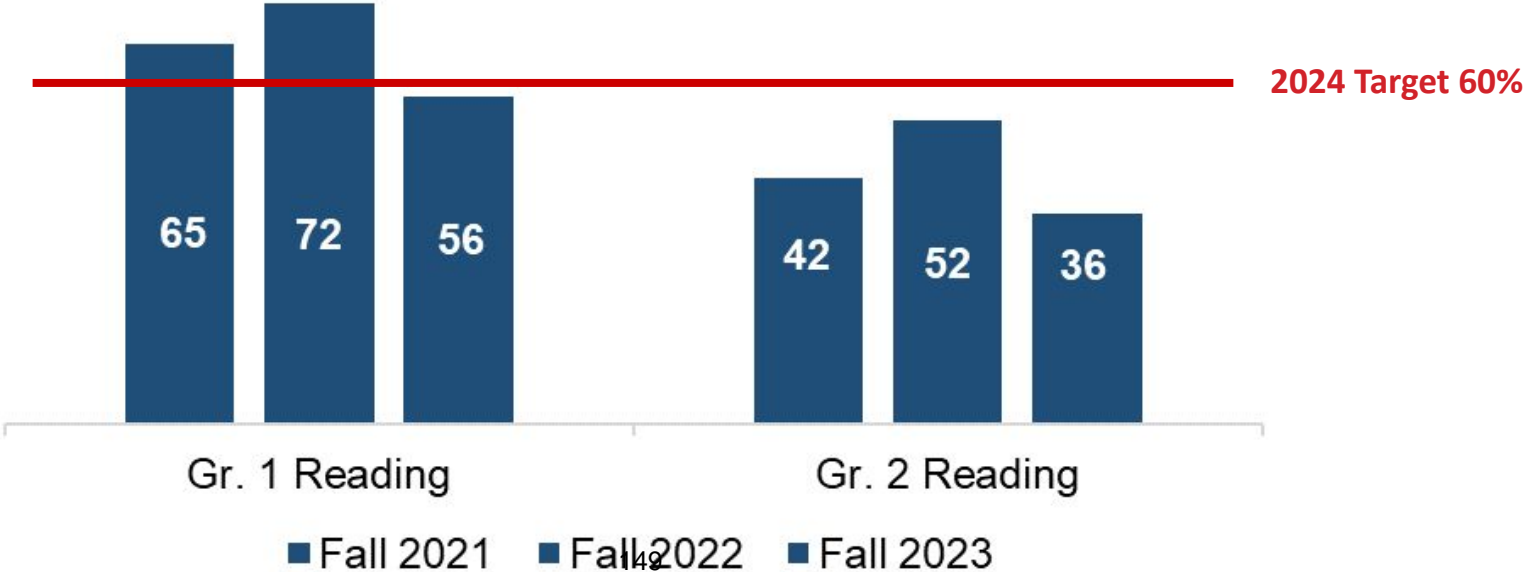


GPM 1.2: K-2nd Reading



MAP Fall 2023
Reading Achievement Percentile

District is **monitoring** to make gains by middle of year

A white magnifying glass icon with a pulse line inside the lens, set against a grey shield-shaped background.

GPM 2.2: 3rd Math



2.2

The percentage of Kindergarten-2nd grade students who meet or exceed their individual growth goals in math as measured by NWEA MAP will increase from 47% to 70% by the end of school year 2026.

Student Experience

Academics



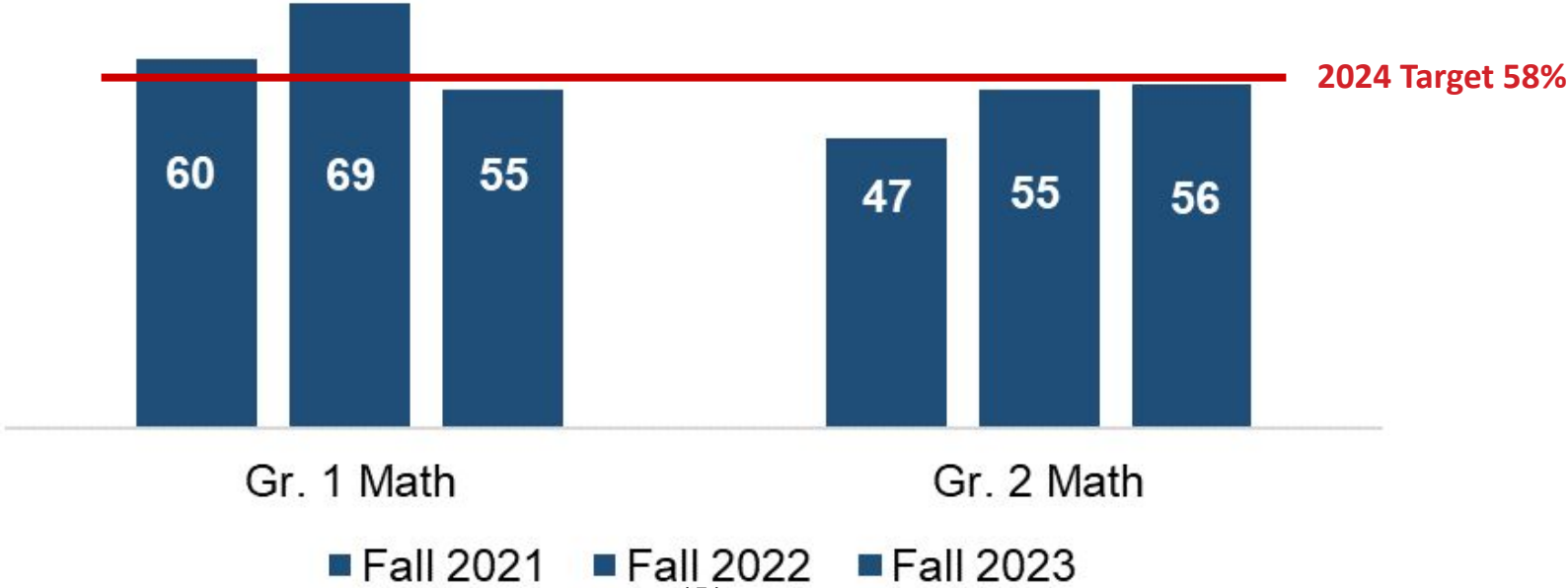
2023-2024 End of Year Target: **58%**

GPM 2.2: 3rd Math



MAP Fall 2023 Math Achievement Percentile

District is **monitoring** to make gains by middle of year



GPM 1.3: 3rd Reading



1.3

The percentage of 3rd grade students who demonstrate grade level mastery by scoring at the Meets Grade Level or above on a STAAR aligned district reading assessment will increase from 36% to 50% by the end of school year 2026.

2023-2024 End of Year Target: **44%**

Student Experience

Academics

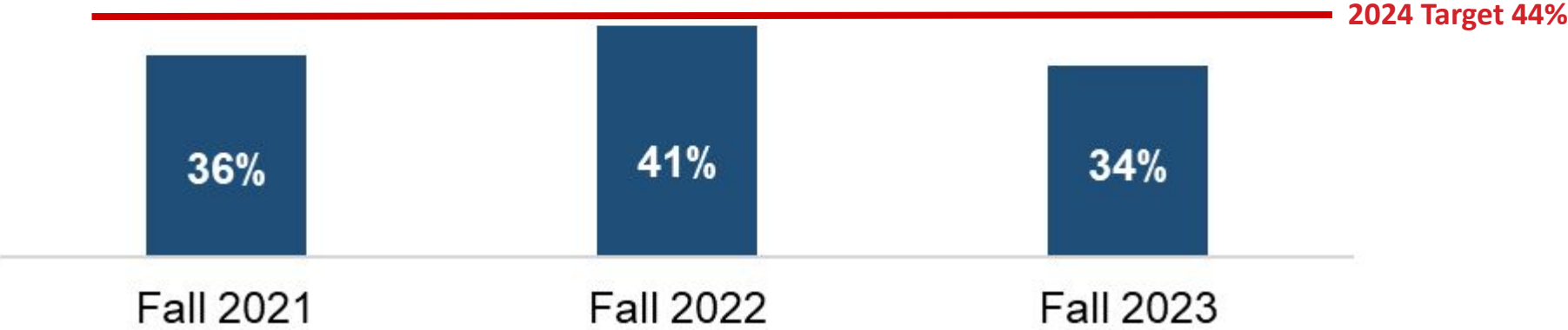


GPM 1.3: 3rd Reading



MAP Fall 2023 Projected Proficiency 3rd Reading

District is **monitoring** to make gains by middle of year

A white magnifying glass icon with a pulse line inside the lens, set against a grey shield-shaped background.

GPM 2.3: 3rd Math



2.3

The percentage of 3rd grade students who demonstrate grade level mastery by scoring at the Meets Grade Level or above on a STAAR aligned district reading assessment will increase from 36% to 50% by the end of school year 2026.

2023-2024 End of Year Target: **40%**

Student Experience

Academics



GPM 2.3: 3rd Math



MAP Fall 2023
Projected Proficiency 3rd Math

District is **monitoring** to make gains by middle of year

A white magnifying glass icon with a pulse line inside the lens, set against a grey shield-shaped background.

Next Steps



STAAR SE Data Trends

Lead4ward data tools
TEKS Trakkers
Student Trakkers



MAP Reports

Grade and Classroom
Reports

Formative Assessment



Local Formative Assessments

Amplify Texas, Eureka,
Common Formative
Assessments, iReady,
Carnegie, Exit Tickets

B. Discussion of and Possible Approval of the Formation of a Bond Advisory
Committee

158

Presenter: Dr. Stephanie Howard



Midland Independent School District

BOARD OF TRUSTEES AGENDA

Meeting Date: October 16, 2023

Presented by: Dr. Stephanie Howard

Subject: Discussion of and Possible Approval of the Formation of a Bond Advisory Committee

Action Item

Financial Impact

There will be no impact to the budget with this item; however, this process will provide oversight and transparency.

Board Goals/ Strategic Plan Goals

N/A | Engage & Act

Executive Summary

In order to provide accountability and transparency throughout the oversight of Bond 2023 shall the Midland voters approve the Bond, the Administration recommends forming a Bond Advisory Committee. This committee will be made up of leaders who either served on the Long-Range Planning Committee or the Bond Planning Committee and other community and business leaders. This oversight committee will meet at least quarterly to hear reports on construction and project timelines, cost of projects and finance reports, as well as communication and marketing efforts to communicate the ongoing work until every last project is complete. The first meeting would be the end of November 2023. This committee will then then present to the Bond Planning Committee at least once a year to provide the committee members with an update and provide the Board of Trustees a final report when all projects are complete. The district will work towards getting a project manager to help oversee all construction work to ensure the highest quality of work.

Recommendation

Approval of the formation of a Bond Advisory Committee

Motion

Approve as presented

Contact Person

Dr. Stephanie Howard



Midland Independent School District

BOARD OF TRUSTEES AGENDA

Enclosure

List of leaders that have agreed to serve on the committee.

While we are not asking you to approve the members themselves, but rather the Bond Advisory Committee process, these leaders have agreed to serve on the committee:

Austin Beam

Jeff Beard

Abraham Bejil

Adrian Carrasco

Ashley Colquit

Amanda Day

Aaron Erdwurm

Whitney Groves

Josh Ham

Jack Harper

Denise Norman

Sam Sledge

Ronnie Scott

Stan Van Hoozer

Danny Wesson

C. Midland CAD Board of Director Nominations
Presenter: Tucker Durham

162



Midland Independent School District

BOARD OF TRUSTEES AGENDA

Meeting Date: October 16, 2023

Presented by: Tucker Durham, Chief Financial Officer

Subject: Discussion of and Request for Approval of the Nominations to sit on the Midland Central Appraisal District Board of Trustees

Action Item

Financial Impact

n/a

Board Goals/ Strategic Plan Goals/Board Policy

Board Policy CCH

Executive Summary

Every biennium, the Midland Central Appraisal District (MCAD) reaches out to the County, City, School Districts, and Junior College districts for their Board to cast nominations for local citizens to represent their respective areas. Once the process is complete, five directors will be appointed and will serve a two-year term beginning in January 2024. These directors will be sworn in during the MCAD meeting.

To be eligible to serve, an individual must have resided in the district for the past two years, does not owe any delinquent taxes on property owned, is not an employee of a taxing unit, and is not related to an individual engaged in appraiser property for compensation in the appraisal district as outlined under Chapter 573 of the Government Code.

The district's current representatives are Kelly Cooke (chairman), Robert Kmiec, and John Kennedy. Since the district has the largest percentage of the total tax levy, we also get the majority of the votes.

Recommendation

The administration recommends the Board of Trustees adopt a Resolution to nominate the current MISD representatives to serve as a member of the Board of Directors for the Midland Central Appraisal District for a two-year term starting January 2024

Motion

N/A



Midland Independent School District

BOARD OF TRUSTEES AGENDA

Contact Person

Tucker Durham, Chief Financial Officer

Enclosure

Nomination Letter from the Midland Central Appraisal District
Resolution Nominating Candidates



MIDLAND CENTRAL APPRAISAL DISTRICT
4631 ANDREWS HWY.
P. O. BOX 908002 MIDLAND, TEXAS 79708-0002
(432) 699-4991 FAX (432) 689-7185

JERRY BUNDICK
RPA, RTA
Chief Appraiser

September 20, 2023

Mr. Tommy Bishop
President, Board of Trustees
Midland Independent School District
615 W. Missouri Ave.
Midland, Texas 79701-5017

Dear Mr. Bishop:

It is time once again to begin the selection process for the Appraisal District's Board of Directors. Only County, City and School districts, and Junior College districts, can cast ballots for directors. The five directors chosen will serve a two-year term beginning in January 2024. The directors will be sworn in at our January 16, 2024 meeting.

Your current representatives are:

Kelly Cooke (chairman), Robert Kmiec, and John Kennedy.

To be eligible to serve on the Board of Directors, an individual must be a resident of the district and must have resided in the district for at least two years immediately preceding the date the individual takes office. An employee of a taxing unit that participates in the district is not eligible to serve on the board unless the individual is also a member of the governing body or an elected official of a taxing unit in the district.

An individual is ineligible to serve on the Appraisal District Board of Directors and is disqualified from employment as Chief Appraiser if the individual is related within the second degree by consanguinity or affinity, as determined under Article 5996h, Revised Statutes, to an individual who is engaged in the business of appraising property for compensation for use in proceedings under this title or of representing property for compensation in proceedings under this title in the Appraisal District.

The presiding officer of each unit must submit a written resolution to the Chief Appraiser that includes the names and addresses of each unit's

nominees by October 15 or as soon thereafter as practical. Each voting unit may nominate a candidate for each position filled.

By October 30, or as soon thereafter as practical, the Chief Appraiser will prepare a ballot listing the nominees alphabetically by each candidate's last name. The Chief Appraiser will deliver a copy of this ballot to the presiding officer of the governing body of each voting unit.

Before November 15, or as soon thereafter as practical, each voting unit will cast its votes by written resolution and submit it to the Chief Appraiser. A voting unit must cast its votes for a person nominated. There is no provision for write-in candidates. The Chief Appraiser may not count votes cast for someone not listed on the official ballot.

Chief Appraiser will count the votes from the voting units and declare the candidates who received the largest vote totals. The Chief Appraiser will notify all taxing units (voting and non-voting) and all candidates (winners and losers) of the outcome. This will occur as soon as all votes from all voting units are received.

Enclosed please find a calculation of the number of votes that each voting unit may cast, and a Resolution that may be used in the nomination process.

If you have any questions regarding the selection of directors for the Appraisal District, please do not hesitate to give me a call.

Sincerely,

A handwritten signature in black ink that reads "Jerry M. Bundick". The signature is written in a cursive style with a large initial "J" and "B".

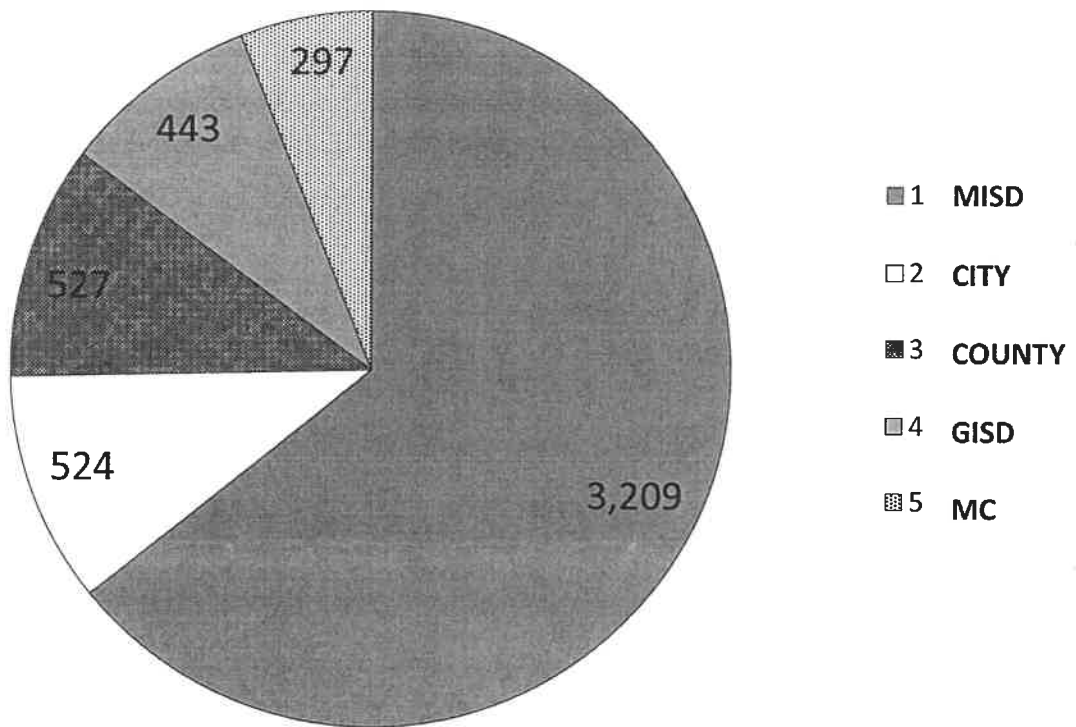
Jerry M. Bundick, RPA, RTA
Chief Appraiser

Enclosure

cc: Dr. Stephanie Howard, Superintendent
Mr. Tucker Durham, Finance Director

CALCULATION OF VOTES FOR MIDLAND CENTRAL APPRAISAL DISTRICT
BOARD OF DIRECTORS FOR 2024 & 2025

JURISDICTION	2022 TAX LEVY	PERCENTAGE OF TOTAL LEVY	NUMBER OF VOTES
MIDLAND I S D	\$ 398,848,779.71	64.17%	3,209
CITY OF MIDLAND	\$ 65,192,067.98	10.49%	524
MIDLAND COUNTY	\$ 65,548,185.27	10.55%	527
GREENWOOD I S D	\$ 55,047,132.64	8.86%	443
MIDLAND COLLEGE	\$ 36,909,328.47	5.94%	297
TOTAL	\$ 621,545,494.07	100.00%	5,000



RESOLUTION NO. _____

**RESOLUTION NOMINATING CANDIDATES FOR THE
MIDLAND CENTRAL APPRAISAL DISTRICT BOARD OF
DIRECTORS**

WHEREAS, pursuant to the Tax Code, Section 6.03, it is incumbent upon the Board of Trustees of the Midland Independent School District to make nominations for the Board of Directors of the Midland Central Appraisal District;

NOW, THEREFORE, BE IT RESOLVED BY THE BOARD OF TRUSTEES OF THE MIDLAND INDEPENDENT SCHOOL DISTRICT OF MIDLAND, TEXAS;

SECTION ONE. That the following persons are hereby nominated for membership on the Board of Directors of the Midland Central Appraisal District:

<u>NAME</u>	<u>ADDRESS</u>	<u>TELEPHONE #</u>
1.		
2.		
3.		

SECTION TWO. That the President of the Board of Trustees of the Midland Independent School District, deliver a copy of this resolution to the Chief Appraiser of the Midland Central Appraisal District.

On motion of Board member _____, seconded by Board member _____, the above and foregoing resolution was adopted by the Board of Trustees of the Midland Independent School District at a regular meeting on the _____ day of _____, A. D., 2023 by the following vote:

Board members voting "AYE": _____

Board members voting "NAY": _____

Mr. Tommy Bishop
President, Board of Trustees

ATTEST:

Secretary, Board of Trustees



Discussion of and Request for Approval of the Nominations to sit on the Midland Central Appraisal District Board of Trustees

Tucker Durham

October 16th, 2023

Overview

- The Board must nominate three candidates to sit on the Board of Directors for a two-year period starting January 2024
- To be eligible for the Reeves County Board of Directors, one must
 - Reside in the Midland County area for the past two years
 - Does not owe any delinquent taxes on property owned
 - Is not an employee of a taxing unity
 - Is not related within the 2nd degree by consanguinity or affinity to an individual appraising property in the appraisal district
- The districts current representatives are Kelley Cooke (chairman), Robert Kmiec, and John Kennedy

Recommendation

The administration recommends the Board of Trustees adopt a Resolution to nominate the current MISD representatives to serve as a member of the Board of Directors for the Midland Central Appraisal District for a two-year term starting January 2024

D. Discussion of and Approval for the RFP #23-25 0 N. A Street, 8.959 Acres
(Woodland Park)

172

Presenter: Cortney Smith



Midland Independent School District

BOARD OF TRUSTEES AGENDA

Meeting Date: October 16, 2023

Presented by: Cortney Smith, Chief of Facilities and Operations

Subject: Discussion of and Approval for the RFP # 23-125 0 N. A Street, 8.959 Acres (Woodland Park)

Action Item

Financial Impact

Midland ISD will be accepting a cash offer of \$300,000.00 for this property and is requesting approval from the board to negotiate the sale of this land.

Board Goals/ Strategic Plan Goals

Goal 3, Initiative 2

Executive Summary

Pursuant to 44.031 of the Texas Education Code (TEC) contracts or expenditures valued at \$50,000 or more in the aggregate for each 12-month period shall be competitively procured to provide the best value for the district.

Selection Summary

On September 1, 2023, MISD issued RFP # 23-125 0 N. A Street, 8.959 Acres (Woodland Park). It was advertised on September 1, 2023, and September 8, 2023. Five hundred sixty-eight (568) invitations were issued. One (1) vendor submitted a proposal. The proposals were opened at 2:00 P.M. CST on September 22, 2023.

Recommendation

Administration is recommending the sale of this Midland ISD property to Vanderpool Management, LP

Motion

Approve as presented

Contact Person

Cortney Smith, Chief of Facilities and Operations

Enclosure

Bid Tabulation, Proposal and Area Map

Bid Tabulation

Event Number	RFP # 23-125 Addendum 3	Organization
Event Title	0 N A Street, Acres: 8.959	Workgroup
Event Description	(Woodland Park)	Event Owner
Event Type	RFP	Email
Issue Date	9/1/2023 10:31:35 AM (CT)	Phone
Close Date	9/22/2023 02:00:00 PM (CT)	Fax

Responding Supplier	City	State	Response Submitted	Lines Responded	Response Total
Vanderpool Management, LP	Midland, TX	TX	9/8/2023 01:06:35 PM (CT)	1	\$300,000.00



RFP # 23-125 Addendum 3 Vanderpool Management, LP Supplier Response

Event Information

Number: RFP # 23-125 Addendum 3
Title: 0 N A Street, Acres: 8.959 (Woodland Park)
Type: Request for Proposal
Issue Date: 9/1/2023
Deadline: 9/22/2023 02:00 PM (CT)

Contact Information

Contact: Purchasing Department
Address: 7th Floor
615 W. Missouri Ave
Midland, TX 79701
Phone: (432) 240-1960
Email: contracts@midlandisd.net

Vanderpool Management, LP Information

Contact: Dan Hord
Address: PO Box 882
Midland, TX, TX 79702
Phone: (432) 253-7800
Email: katalinroot@hedlocinv.com

By submitting your response, you certify that you are authorized to represent and bind your company.

Dan Hord
Signature

katalinroot@hedlocinv.com
Email

Submitted at 9/8/2023 01:06:35 PM (CT)

Response Attachments

Commercial Contract - Vanderpool.pdf

Commercial Contract submitted on behalf of Vanderpool, LP. (Michael McWilliams, Dan Hord)

Bid Attributes

- | | |
|---|--|
| 1 | The land and all obligations of said property will be transferred at the time of the sale.
<input checked="" type="checkbox"/> Acknowledge |
|---|--|

Bid Lines

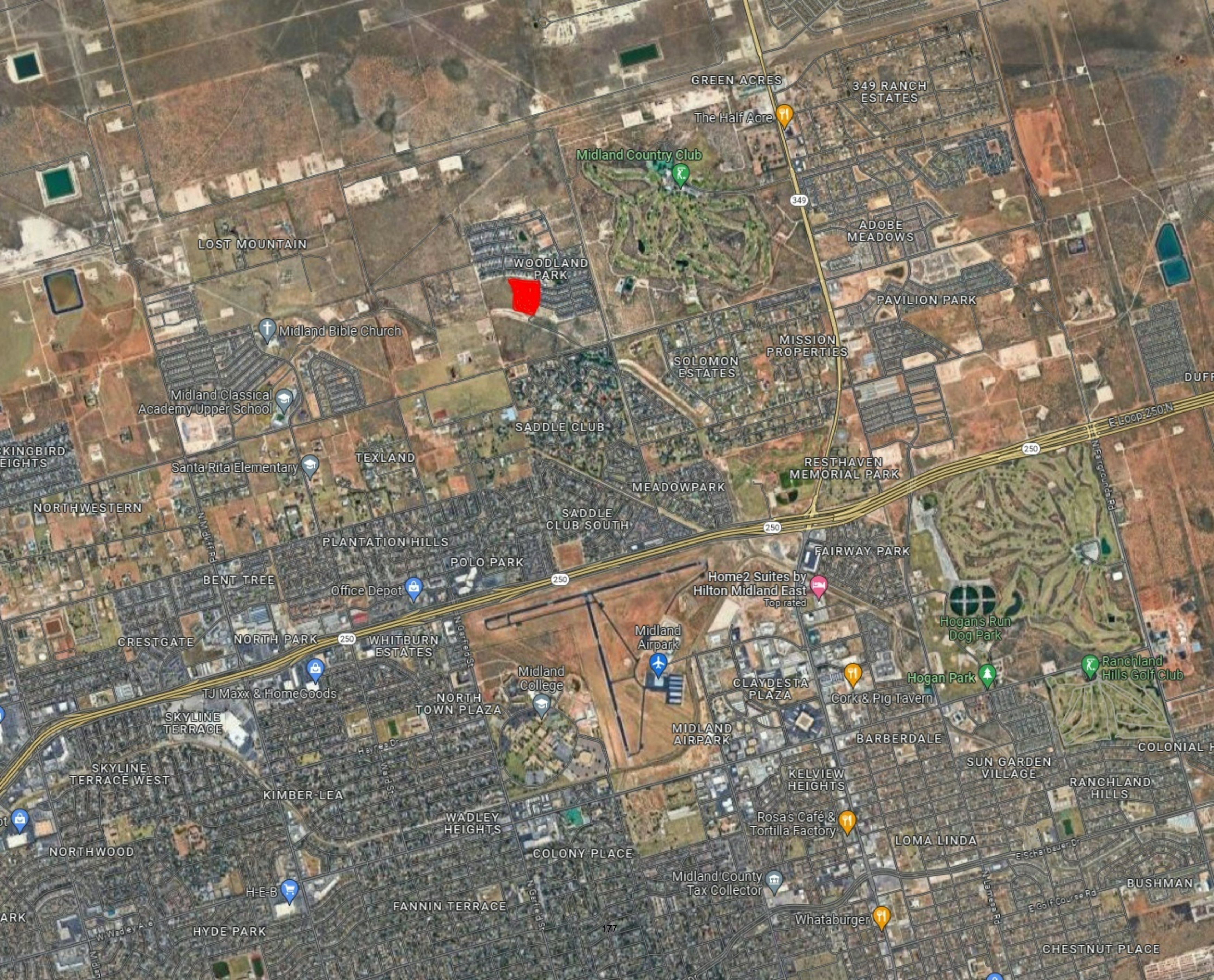
1	0 N A Street, Acres: 8.959 (Woodland Park) The land and all obligations of said property will be transferred at the time of the sale. Please indicate method of payment: · Cash · Financing – submit approval letter from the bank. Failure to submit will disqualify your submission. · 1031 Exchange Quantity: <u> 1 </u> UOM: <u> EA </u> Unit Price: <input type="text" value="\$300,000.00"/> Total: <input type="text" value="\$300,000.00"/> Item Notes: (Starting bids is \$300,000)
---	--

Response Total: \$300,000.00

0 N A STREET (WOODLAND PARK)

- Acres: 8.959 AC
- Market Value: \$268,700
- Property ID: R000000478
 - Property has been listed at \$300,000 for 60 Days.
 - Received full price offer, awaiting response from MISD.





GREEN ACRES

349 RANCH ESTATES

The Half Acre

Midland Country Club

LOST MOUNTAIN

WOODLAND PARK

ADOBE MEADOWS

PAVILION PARK

Midland Bible Church

MISSION PROPERTIES

Midland Classical Academy Upper School

SOLOMON ESTATES

KINGBIRD EIGHTS

Santa Rita Elementary

TEXLAND

SADDLE CLUB

RESTHAVEN MEMORIAL PARK

NORTHWESTERN

N Midland Rd

PLANTATION HILLS

MEADOWPARK

250

E-Loop 250 N

SADDLE CLUB SOUTH

POLO PARK

FAIRWAY PARK

BENT TREE

Office Depot

Home2 Suites by Hilton Midland East
Top rated

Hogan's Run Dog Park

CRESTGATE

NORTH PARK

WHITBURN ESTATES

Midland Airport

Hogan Park

Ranchland Hills Golf Club

TJ Maxx & HomeGoods

NORTH TOWN PLAZA

Midland College

CLAYDESTA PLAZA

Cork & Pig Tavern

SKYLINE TERRACE

N Gerfield St

NORTH TOWN PLAZA

MIDLAND AIRPARK

BARBERDALE

SKYLINE TERRACE WEST

KIMBER-LEA

WADLEY HEIGHTS

KELVIEW HEIGHTS

SUN GARDEN VILLAGE

RANCHLAND HILLS

NORTHWOOD

H-E-B

FANNIN TERRACE

COLONY PLACE

Midland County Tax Collector

Rosa's Café & Tortilla Factory

LOMA LINDA

E Scharbeuer Dr

BUSHMAN

HYDE PARK

Whataburger

E Golf Course Rd

CHESTNUT PLACE

177

E. Discussion of and Possible Approval of the Timeline for the Superintendent's
Evaluation and Evaluation Document
Presenter: Mr. Tommy Bishop

179



Midland Independent School District

BOARD OF TRUSTEES AGENDA

Meeting Date: October 16, 2023

Presented by: President, Tommy Bishop

Subject: Discussion of and Possible Approval of the Timeline for the Superintendent's Evaluation and Evaluation Document

Action Item

Financial Impact

N/A

Board Goals/ Strategic Plan Goals

N/A

Executive Summary

In accordance with Board Policy BJCD(LEGAL) and BJCD(LOCAL), the board shall appraise a superintendent annually.

Recommendation

Approval of the Timeline for the Superintendent's Evaluation and Evaluation Document

Motion

Approve as presented

Contact Person

Mr. Tommy Bishop

Enclosure

Timeline for the Superintendent's Evaluation
Evaluation Document

11. Closed session in accordance with Government Code Section 551.001 et. seq.

Section 551.071 - For the purpose of a private consultation with the Board's attorney on any or all subjects or matters authorized by law.

Section 551.074 - For the purpose of considering the appointment, employment, evaluation, reassignment, duties, discipline or dismissal of a public officer or employee or to hear complaints or charges against a public officer or employee.

12. Action Arising from Closed Session

13. Consent Agenda

A. Board Meeting Minutes

181



Midland Independent School District

BOARD OF TRUSTEES AGENDA

Meeting Date: October 16, 2023

Subject: Request Approval of Minutes of Meetings

Consent

Attached you will find minutes of meeting of the Board of Trustees for:

September 19, 2023 - Regular Board Meeting

Regular Meeting and Public Hearing to
Discuss the Proposed Tax Rate for 2023-2024
Tuesday, September 19, 2023 5:30 PM Central

Bowie Fine Arts Academy
805 Elk Avenue
Midland, Texas 79701

The Board of Trustees of the Midland Independent School District met for a Regular Board Meeting/Workshop on Tuesday, September 19, 2023, beginning at 5:30 PM at Bowie Fine Arts Academy, 805 Elk Avenue, Midland, TX 79701.

The following members were present:

Tommy Bishop, President
Katie Joyner, Vice President
Robert Marquez, Secretary (arrived at approximately 5:36 p.m.)
Michael Booker
Sara Burlison
Brandon Hodges
Stephanie Mead

Dr. Stephanie Howard, Superintendent

A COPY OF THE AGENDA FOR THIS MEETING IS ATTACHED AS EXHIBIT A AND INCORPORATED HEREIN.

1. Call to Order - Roll Call
2. Moment of Silence and Pledge to the US Flag and Texas Flag
3. Presentations, Recognitions, Awards, Announcements
 - 3.A. AP Scholars
Trustee Robert Marquez arrived at approximately 5:36 p.m.
 - 3.B. AP Scholars with Honor
 - 3.C. AP Scholars with Distinction
 - 3.D. National African American Student Recognitions
 - 3.E. National Hispanic Student Recognitions
 - 3.F. National Indigenous Student Recognitions
 - 3.G. MISD AP Teachers

4. Public Forum

Hudson	Homeschool/private
Anna Cobb	Fannin Elem.
Kendra Nigna	Fannin Elem.
Hannah Legg	Fannin Elem.
Jess Diaz	YWLA
Marissa Gomez	YWLA
Adrienne Houston	YWLA

Michelle Houston	YWLA
Amanda Archer	YWLA
Sadie Arher	YWLA
LynnAnne Lawrie	YWLA
Billye Parish	YWLA
Loreli Parish	YWLA
Ryan Parish	YWLA
Reagan Hignojos	Special Needs
Laura Beth Allen	Fannin

5. Public Hearing

5.A. Public Hearing to Discuss the Proposed Tax Rate for 2023-2024

6. Action Items

6.A. Discussion of and Request for Approval for all Matters Incident and Related to Providing for the Defeasance and Redemption of Certain Currently Outstanding Obligations of the District, Including the Adoption of an Order Pertaining Thereto

The Board Approved for all Matters Incident and Related to Providing for the Defeasance and Redemption of Certain Currently Outstanding Obligations of the District, Including the Adoption of an Order Pertaining Thereto.

Motion made by Katie Joyner and second by Robert Marquez

Motion Carried 6-1

Brandon Hodges: Nay

6.B. Discussion of and Request for Approval of Budget Amendment for Debt Service

The Board Approved the Budget Amendment for Debt Service.

Motion made by Katie Joyner and second by Robert Marquez

Motion carried 6-1

Brandon Hodges: Nay

6.C. Discussion of and Possible Approval of the 2023-2024 Tax Rate

The Board Approved the 2023-2024 Tax Rate

Motion made by Katie Joyner and second by Robert Marquez

Motion carried 7-0

7. Superintendent's Update

8. District Reports

8.A. A-F State Accountability Update

8.B. College Board AP Score Reports Including AP Scholar and National Recognition Program Recognition

8.C. MISD Return to In-Person Instruction of Continuity of Services Plan 2023-2024

9. Action Items

9.A. *Discussion of and Request for Approval of Lone Star Governance GPM's 5.1 - 8th Grade Students Mastery of Computations and Algebraic Relationships, 5.2 - Algebra 1 Students Score Meets on EOC, 5.3 - First-Year Grade 9 Students Earning 6 or More Credits

The Board Approved the Lone Star Governance GPM's 5.1 - 8th Grade Students Mastery of Computations and Algebraic Relationships, 5.2 - Algebra 1 Students Score Meets on EOC, 5.3 - First-Year Grade 9 Students Earning 6 or More Credits
Motion made by Katie Joyner and second by Robert Marquez
Motion Carried 7-0

9.B. Discussion of and Request for Approval of the 2023-2024 Campus Improvement Plans (CIP)

The Board Approved the 2023-2024 Campus Improvement Plans.
Motion made by Katie Joyner and second by Michael Booker
Motion carried 7-0

9.C. Discussion of and Request for Ratification of First Amendment to Performance Agreement between MISD and Young Women's Preparatory Network (YWPN) for Operation of Young Women's Leadership Academy (YWLA)

Trustee Brandon Hodges made a motion to refer this item to a committee, no second.
The Board Approved the Ratification of First Amendment to Performance Agreement between MISD and Young Women's Preparatory Network (YWPN) for Operation of Young Women's Leadership Academy (YWLA).
Motion made by Katie Joyner and second by Robert Marquez.
Motion carried 6-1
Brandon Hodges: Nay

9.D. Discussion of and Request for Approval of Single Budgeted Purchases over \$100,000

The Board Approved the Single Budgeted Purchases over \$100,000.
Motion, made by Katie Joyner and second by Robert Marquez
Motion carried 7-0

9.E. Discussion of and Request for Approval to Place the Name of Mr. Tevis Herd on the New Track Scoreboard at James "Doc" Dodson Midland Memorial Stadium

The Board Approved to Place the Name of Mr. Tevis Herd on the New Track Scoreboard at James "Doc" Dodson Midland Memorial Stadium.
Motion made by Michael Booker and second by Sara Burleson
Motion carried 7-0

9.F. Discussion of and Possible Approval of a Resolution Expressing Intent to Use Bond Proceeds to Reimburse Expenditures to be Incurred

The Board Approved the Resolution Expressing Intent to Use Bond Proceeds to Reimburse Expenditures to be Incurred
Motion made by Stephanie Mead and second by Katie Joyner
Motion carried 6-1
Brandon Hodges: Nay

10. Closed session in accordance with Government Code Section 551.001 et. seq.

Section 551.071 - For the purpose of a private consultation with the Board’s attorney on any or all subjects or matters authorized by law, including to provide legal advice regarding a Level III hearing on a student matter.

Section 551.074 - For the purpose of considering the appointment, employment, evaluation, reassignment, duties, discipline or dismissal of a public officer or employee or to hear complaints or charges against a public officer or employee, including discussion of a Level III hearing on a student matter.

Section 551.082 - For the purpose of deliberation in a case involving discipline of a public-school child, including discussion of a Level III hearing on a student matter.

Section 551.0821 - For the purpose of deliberation on a matter regarding a public-school student if personally identifiable information about the student will necessarily be revealed by the deliberation, including discussion of a Level III hearing on a student matter.

The Board went into Closed Session at 9:39 p.m.

The Board returned from Closed Session at 12:03 a.m.

11. Consider and Possible Action regarding a Level III Grievance.

Robert Marquez made the Motion to Uphold the Administration Decision for Level III Grievance, no second.

Stephanie Mead made the Motion to Reverse Decision made by Administration for the Level III Grievance, second by Brandon Hodges

Motion carried 6-1

Robert Marquez: Nay

12. Additional Action Arising from Closed Session

13. Consent Agenda

The Board Approved the Consent Items as Read 7-0

13.A. Board Meeting Minutes

13.B. Amendment to the 2023-2024 MISD Compensation Manual

13.C. Monthly Financials

13.D. Donations over \$5,000

13.E. Region 10 ESC Multi-Region Purchasing Cooperative

13.F. Approval for Superintendent to Join the Executive Women of Midland and Executive Board for the TX School Finance Coalition.

13.G. Amendment to the 2023 - 2024 Fees and Dues

14. Information Items

14.A. Board Committee Report

14.B. Reportable Purchase Orders Over \$100,000

14.C. Human Capital Update

15. Adjourn

Meeting Adjourned at 12:10 a.m.

Board President

Board Secretary



Midland Independent School District

BOARD OF TRUSTEES AGENDA

Meeting Date: October 16, 2023

Presented By: Tucker Durham, Chief Financial Officer

Subject: Monthly Financials

Consent Item

Financial Impact

District's financial position as of the month of September 2023.

Board Goal/Strategic Plan Goals

Goal 8, Initiative 2

Executive Summary

The attached financial report provides information about the results of operations for the month of September 2023.

Contact Person

Arturo Valenzuela, Executive Director of Finance

Enclosure

September 2023 Monthly Financial Report

Monthly Financial Report

As of September 30, 2023

MIDLAND INDEPENDENT SCHOOL DISTRICT
STATEMENT OF REVENUES AND EXPENDITURES

GENERAL FUND

As of September 30, 2023

	Original Budget	Revised Budget	2023-2024 FYTD Activity	Percent of Revised Budget
REVENUES				
5710 Ad Valorem Taxes	\$ 373,065,822	\$ 373,065,822	\$ 1,371,605	0.37%
5700 Other Local Revenue	15,000,000	15,000,000	5,287,224	35.25%
5800 State Revenue	72,784,091	72,784,091	26,716,125	36.71%
5831 TRS On-Behalf	10,842,736	10,842,736	2,110,801	19.47%
5900 Federal Revenue	2,100,000	2,100,000	219,151	10.44%
Total Revenues	473,792,649	473,792,649	35,704,907	7.54%
EXPENDITURES by FUNCTION				
11 - Instructional Services	180,410,106	180,410,106	28,274,218	15.67%
12 - Instructional Resources and Media Services	3,799,417	3,799,417	440,518	11.59%
13 - Staff Development	5,146,708	5,146,708	1,107,006	21.51%
21 - Instructional Administration	8,118,340	8,118,340	1,835,426	22.61%
23 - Campus Administration	16,534,164	16,534,164	3,208,950	19.41%
31 - Guidance and Counseling	12,650,928	12,650,928	1,933,100	15.28%
32 - Social Services	638,927	638,927	116,453	18.23%
33 - Health Services	3,548,435	3,548,435	584,990	16.49%
34 - Student (Pupil) Transportation	11,163,680	11,163,680	1,458,398	13.06%
35 - Food Services	4,720	4,720	48,363	1024.65%
36 - Cocurricular / Extracurricular Activities	7,405,354	7,405,354	1,516,533	20.48%
41 - General Administration	8,857,593	8,857,593	2,110,470	23.83%
51 - Plant Maintenance and Operation	43,463,163	43,463,163	10,012,526	23.04%
52 - Security and Monitoring Services	4,242,534	4,242,534	856,598	20.19%
53 - Data Processing Services	7,886,421	7,886,421	1,641,843	20.82%
61 - Community Services	1,408,328	1,408,328	206,791	14.68%
71 - Debt Services	1,089,410	1,089,410	297,281	27.29%
81 - Facilities Acquisition and Construction	-	-	76,545	0.00%
91 - Contract Instructional Services (Ch. 49 Recap)	154,040,347	154,040,347	38,510,087	25.00%
99 - Intergovernmental Charges	3,384,074	3,384,074	1,520,310	44.93%
Total Expenditures	473,792,649	473,792,649	95,756,407	20.21%
OTHER FINANCING SOURCES (USES)				
7900 Other Financing Sources	-	-	-	
8900 Other Financing Uses	-	-	-	
Excess (Deficiency) of Revenues Over Expenditures	-	-	(60,051,500)	
EXPENDITURES by OBJECT				
6100 Payroll	237,824,766	229,601,630	37,273,386	16.23%
6200 Contracted Services	49,055,090	50,244,887	11,118,500	22.13%
6224 Ch. 49 Recapture Payment	154,040,347	154,040,347	38,510,087	25.00%
6300 Supplies	19,173,686	20,207,658	2,537,920	12.56%
6400 Other Operating Expenses	8,939,889	11,615,655	5,765,063	49.63%
6500 Debt Service	1,089,410	1,089,410	297,281	27.29%
6600 Capital Outlay	3,669,461	6,993,062	254,170	3.63%
Total Expenditures	473,792,649	473,792,649	95,756,407	20.21%
OTHER FINANCING SOURCES (USES)				
7900 Other Financing Sources	-	-	-	
8900 Other Financing Uses	-	-	-	
Excess (Deficiency) of Revenues Over Expenditures	-	-	(60,051,500)	

MIDLAND INDEPENDENT SCHOOL DISTRICT
STATEMENT OF REVENUES AND EXPENDITURES
CHILD NUTRITION FUND
As of September 30, 2023

	<u>Original Budget</u>	<u>Revised Budget</u>	<u>2023-2024 FYTD Activity</u>	<u>Percent of Revised Budget</u>
REVENUES				
5700 Other Local Revenue	\$ 1,780,742	\$ 1,780,742	\$ 624,923	35.09%
5800 State Revenue	58,905	58,905	-	0.00%
5900 Federal Revenue	11,088,836	11,088,836	2,155,243	19.44%
Total Revenues	12,928,483	12,928,483	2,780,166	21.50%
EXPENDITURES by FUNCTION				
35 - Food Services	17,224,202	17,224,202	3,334,152	19.36%
Total Expenditures	17,224,202	17,224,202	3,334,152	19.36%
OTHER FINANCING SOURCES (USES)				
7900 Other Financing Sources	-	-	-	0.00%
8900 Other Financing Uses	-	-	-	0.00%
Net Other Financing Sources (Uses)	-	-	-	0.00%
Excess (Deficiency) of Revenues Over Expenditures	(4,295,719)	(4,295,719)	(553,986)	
EXPENDITURES by OBJECT				
6100 Payroll	6,331,224	6,331,224	910,393	14.38%
6200 Contracted Services	2,613,259	1,573,259	80,027	5.09%
6300 Food & Other Supplies	3,994,719	7,493,679	1,173,652	15.66%
6400 Other Operating Expenses	500,000	514,000	86,902	16.91%
6600 Capital Outlay	3,785,000	1,312,040	1,083,178	82.56%
Total Expenditures	17,224,202	17,224,202	3,334,152	19.36%
OTHER FINANCING SOURCES (USES)				
7900 Other Financing Sources	-	-	-	0.00%
8900 Other Financing Uses	-	-	-	0.00%
Net Other Financing Sources (Uses)	-	-	-	0.00%
Excess (Deficiency) of Revenues Over Expenditures	(4,295,719)	(4,295,719)	(553,986)	

MIDLAND INDEPENDENT SCHOOL DISTRICT
STATEMENT OF REVENUES AND EXPENDITURES
DEBT SERVICE FUND
As of September 30, 2023

	<u>Original Budget</u>	<u>Revised Budget</u>	<u>2023-2024 FYTD Activity</u>	<u>Percent of Revised Budget</u>
REVENUES				
5710 Ad Valorem Taxes	\$ 32,296,372	\$ 102,213,329	\$ 108,473	0.11%
5700 Other Local Revenue	500,000	500,000	222,149	44.43%
5800 State Revenue	200,000	200,000	-	0.00%
Total Revenues	32,996,372	102,913,329	330,623	0.32%
EXPENDITURES by FUNCTION				
71 - Debt Service (Principal)	28,446,271	28,446,271	2,381,595	8.37%
71 - Debt Service (Interest)	4,450,101	4,450,101	-	0.00%
71 - Bond Issuance Cost and Fees	100,000	83,955,862	500	0.00%
Total Expenditures	32,996,372	116,852,234	2,382,095	2.04%
OTHER FINANCING SOURCES (USES)				
7900 Other Financing Sources	-	-	-	0.00%
8900 Other Financing Uses	-	-	-	0.00%
Net Other Financing Sources (Uses)	-	-	-	0.00%
Excess (Deficiency) of Revenues Over Expenditures	-	(13,938,905)	(2,051,473)	
EXPENDITURES by OBJECT				
6500 Debt Service	32,996,372	116,852,234	2,382,095	2.04%
Total Expenditures	32,996,372	116,852,234	2,382,095	2.04%
OTHER FINANCING SOURCES (USES)				
7900 Other Financing Sources	-	-	-	0.00%
8900 Other Financing Uses	-	-	-	0.00%
Net Other Financing Sources (Uses)	-	-	-	0.00%
Excess (Deficiency) of Revenues Over Expenditures	-	(13,938,905)	(2,051,473)	

Cash Flow Year-to-Date

As of September 30, 2023

MIDLAND INDEPENDENT SCHOOL DISTRICT
CASH FLOW YEAR-TO-DATE
GENERAL FUND
As of September 30, 2023

	JULY <i>ACTUAL</i>	AUGUST <i>ACTUAL</i>	SEPTEMBER <i>ACTUAL</i>	OCTOBER <i>Projected</i>	NOVEMBER <i>Projected</i>	DECEMBER <i>Projected</i>	JANUARY <i>Projected</i>	FEBRUARY <i>Projected</i>	MARCH <i>Projected</i>	APRIL <i>Projected</i>	MAY <i>Projected</i>	JUNE <i>Projected</i>	YEAR-END <i>Projected</i>
RECEIPTS													
Local Revenue													
Tax Collections	165,511	202,956	930,018	3,000,000	17,000,000	78,000,000	148,000,000	70,000,000	43,000,000	2,800,000	2,100,000	5,200,000	370,398,485
Interest Income	1,731,178	1,159,631	844,959	929,893	927,384	918,284	1,176,143	1,746,591	1,972,516	2,074,861	2,000,550	1,935,062	17,417,054
Other Local Revenue	188,196	720,570	673,177	450,000	400,000	400,000	600,000	800,000	500,000	500,000	500,000	500,000	6,231,943
State Revenue													
Available School Fund	-	-	836,857	2,000,000	1,600,000	475,034	-	-	1,200,000	300,000	3,500,000	-	9,911,891
Foundation & Misc	-	-	25,871,208	26,420,091	12,200	90,000	-	-	-	-	72,000	-	52,465,499
Federal Revenue													
MAC/SHARS	44,582	44,291	33,884	-	-	-	881,935	1,106,145	-	-	-	-	2,110,836
Other Federal Funds	-	6,531	6,531	-	-	-	-	-	-	-	-	-	13,062
Prior Year Revenue													
PY Tax Collections	1,336,389	1,111,792	-	-	-	-	-	-	-	-	-	-	2,448,181
PY State Revenue	1,114,766	2,965,412	6,666,278	-	-	2,965,412	-	-	-	-	-	-	10,746,456
PY Receivables	-	-	-	-	-	-	-	-	-	-	-	-	-
Total Cash Inflows	4,580,621	6,211,184	35,862,913	32,799,984	19,939,584	79,883,318	150,658,078	73,652,736	46,672,516	5,674,861	8,172,550	7,635,062	471,743,408
DISBURSEMENTS													
Payroll	9,427,522	10,481,507	11,166,123	11,500,000	11,500,000	11,500,000	11,500,000	11,500,000	11,500,000	11,500,000	13,000,000	11,500,000	136,075,152
Accounts Payable	5,537,546	20,552,664	11,513,583	11,500,000	10,500,000	10,000,000	10,000,000	11,000,000	12,000,000	11,000,000	10,000,000	14,000,000	137,603,793
Other (Whse, Prepaid, etc)	-	-	-	-	-	-	-	-	-	-	-	-	-
PY AP	3,915,536	732,667	-	-	-	-	-	-	-	-	-	-	4,648,203
PY Chapter 49	-	154,402,905	-	10,368,217	-	-	-	-	-	-	-	-	164,771,122
Total Cash Outflows	18,880,604	186,169,744	22,679,706	33,368,217	22,000,000	21,500,000	21,500,000	22,500,000	23,500,000	22,500,000	23,000,000	25,500,000	443,098,270
Net Cash Flow	(14,299,982)	(179,958,560)	13,183,206	(568,233)	(2,060,416)	58,383,318	129,158,078	51,152,736	23,172,516	(16,825,139)	(14,827,450)	(17,864,938)	28,645,138
RECONCILIATION													
Beginning Cash Balance	394,532,693	379,156,187	191,382,644	210,541,911	209,973,678	207,913,262	266,296,579	395,454,658	446,607,394	469,779,910	452,954,771	438,127,322	394,532,693
Monthly Net Cash Flow	(14,299,982)	(179,958,560)	13,183,206	(568,233)	(2,060,416)	58,383,318	129,158,078	51,152,736	23,172,516	(16,825,139)	(14,827,450)	(17,864,938)	28,645,138
Payroll for Other Funds	(670,576)	(814,772)	(932,789)	-	-	-	-	-	-	-	-	-	(2,418,137)
AP for Other Funds	(3,509,984)	(7,478,593)	(2,810,502)	-	-	-	-	-	-	-	-	-	(13,799,078)
Receipts for Other Funds	2,914,500	253,481	10,764,520	-	-	-	-	-	-	-	-	-	13,932,500
Transfers In/Out Other Funds	(163,887)	(841,639)	(1,289,467)	-	-	-	-	-	-	-	-	-	(2,294,992)
Outstanding Checks	1,108,356	2,132,182	2,098,499	-	-	-	-	-	-	-	-	-	5,339,037
AP Issued in Prior & Cleared	(573,190)	(1,019,856)	(1,781,599)	-	-	-	-	-	-	-	-	-	(3,374,645)
PR Issued in Prior & Cleared	(181,743)	(45,787)	(72,602)	-	-	-	-	-	-	-	-	-	(300,131)
Ending Cash Balance	379,156,187	191,382,644	210,541,911	209,973,678	207,913,262	266,296,579	395,454,658	446,607,394	469,779,910	452,954,771	438,127,322	420,262,384	420,262,384

MIDLAND INDEPENDENT SCHOOL DISTRICT
CASH FLOW YEAR-TO-DATE
CHILD NUTRITION FUND
As of September 30, 2023

	<u>JULY</u> <u>ACTUAL</u>	<u>AUGUST</u> <u>ACTUAL</u>	<u>SEPTEMBER</u> <u>ACTUAL</u>	<u>OCTOBER</u> <u>Projected</u>	<u>NOVEMBER</u> <u>Projected</u>	<u>DECEMBER</u> <u>Projected</u>	<u>JANUARY</u> <u>Projected</u>	<u>FEBRUARY</u> <u>Projected</u>	<u>MARCH</u> <u>Projected</u>	<u>APRIL</u> <u>Projected</u>	<u>MAY</u> <u>Projected</u>	<u>JUNE</u> <u>Projected</u>	<u>YEAR-END</u> <u>Projected</u>
RECEIPTS													
Local Revenue	12,818	451,065	311,515	200,000	100,000	100,000	200,000	200,000	200,000	230,000	140,000	97,924	2,243,322
State Revenue	-	-	-	-	-	-	-	-	33,905	-	-	25,000	58,905
Federal Revenue	1,231,112	149,800	-	1,070,751	39,862	1,769,528	586,908	970,014	785,153	976,874	1,105,171	1,374,285	10,059,458
Total Cash Inflows	1,243,929	600,866	311,515	1,270,751	139,862	1,869,528	786,908	1,170,014	1,019,058	1,206,874	1,245,171	1,497,209	12,361,685
DISBURSEMENTS													
Payroll	35,850	269,855	279,457	575,565	575,565	575,565	575,565	575,565	575,565	575,565	575,565	575,565	5,765,247
Accounts Payable	17,842	198,248	505,941	1,500,000	400,000	1,900,000	1,400,000	1,100,000	885,065	1,300,000	1,250,000	1,500,000	11,957,097
Indirect Costs to Gen Fund	-	-	-	-	-	-	-	-	-	-	-	-	-
Inventory	-	-	-	-	-	-	-	-	-	-	-	-	-
PY AP	247,718	756	-	-	-	-	-	-	-	-	-	-	248,474
Total Cash Outflows	301,410	468,859	785,398	2,075,565	975,565	2,475,565	1,975,565	1,675,565	1,460,630	1,875,565	1,825,565	2,075,565	17,970,817
Net Cash Flow	942,519	132,007	(473,883)	(804,814)	(835,703)	(606,037)	(1,188,657)	(505,551)	(441,572)	(668,691)	(580,394)	(578,356)	(5,609,132)
RECONCILIATION													
Beginning Cash Balance	6,448,949	5,404,337	5,391,248	5,366,123	4,561,309	3,725,606	3,119,568	1,930,911	1,425,360	983,789	315,098	(265,296)	6,448,949
Monthly Net Cash Flow	942,519	132,007	(473,883)	(804,814)	(835,703)	(606,037)	(1,188,657)	(505,551)	(441,572)	(668,691)	(580,394)	(578,356)	(5,609,132)
Transfers In/Out Other Funds	(1,179,755)	96,284	452,880	-	-	-	-	-	-	-	-	-	(630,592)
Summer Feeding	-	-	-	-	-	-	-	-	-	-	-	-	-
AP Issued in Prior & Cleared	(1,058,164)	(249,407)	(6,600)	-	-	-	-	-	-	-	-	-	(1,314,171)
Outstanding Checks	250,788	8,028	2,478	-	-	-	-	-	-	-	-	-	261,294
Ending Cash Balance	5,404,337	5,391,248	5,366,123	4,561,309	3,725,606	3,119,568	1,930,911	1,425,360	983,789	315,098	(265,296)	(843,652)	(843,652)

MIDLAND INDEPENDENT SCHOOL DISTRICT
CASH FLOW YEAR-TO-DATE
DEBT SERVICE FUND
As of September 30, 2023

	JULY <i>ACTUAL</i>	AUGUST <i>ACTUAL</i>	SEPTEMBER <i>ACTUAL</i>	OCTOBER <i>Projected</i>	NOVEMBER <i>Projected</i>	DECEMBER <i>Projected</i>	JANUARY <i>Projected</i>	FEBRUARY <i>Projected</i>	MARCH <i>Projected</i>	APRIL <i>Projected</i>	MAY <i>Projected</i>	JUNE <i>Projected</i>	YEAR-END <i>Projected</i>
RECEIPTS													
Local Revenue													
Tax Collections	12,088	16,290	74,847	135,000	1,700,000	6,114,012	13,000,000	6,500,000	3,900,000	200,000	200,000	210,272	32,062,509
Interest Income	77,983	74,594	69,571	80,846	82,994	92,203	124,255	192,019	176,877	197,931	199,513	201,567	1,570,355
State Revenue	-	-	-	200,000	-	-	-	-	-	-	-	-	200,000
PY Tax Collections	109,996	124,659	-	-	-	-	-	-	-	-	-	-	234,655
Total Cash Inflows	200,067	215,544	144,418	415,846	1,782,994	6,206,215	13,124,255	6,692,019	4,076,877	397,931	399,513	411,839	34,067,518
DISBURSEMENTS													
Debt Service Payment	-	2,381,595	-	-	-	-	-	9,623,190	-	-	-	-	12,004,785
Debt Service Fees	-	-	500	-	-	500	4,400	635	440	91,665	1,860	-	100,000
PY AP	-	5,500	-	-	-	-	-	-	-	-	-	-	5,500
Total Cash Outflows	-	2,387,095	500	-	-	500	4,400	9,623,825	440	91,665	1,860	-	12,110,285
Net Cash Flow	200,067	(2,171,552)	143,918	415,846	1,782,994	6,205,715	13,119,855	(2,931,806)	4,076,437	306,266	397,653	411,839	21,957,233
RECONCILIATION													
Beginning Cash Balance	17,477,703	17,677,770	15,508,219	15,652,637	16,068,483	17,851,476	24,057,191	37,177,046	34,245,240	38,321,677	38,627,944	39,025,597	17,477,703
Monthly Net Cash Flow	200,067	(2,171,552)	143,918	415,846	1,782,993	6,205,715	13,119,855	(2,931,806)	4,076,437	306,266	397,653	411,839	21,957,233
Transfer to other funds	-	2,000	-	-	-	-	-	-	-	-	-	-	2,000
Outstanding Checks	-	-	500	-	-	-	-	-	-	-	-	-	500
AP Issued in Prior & Cleared	-	-	-	-	-	-	-	-	-	-	-	-	-
Ending Cash Balance	17,677,770	15,508,219	15,652,637	16,068,483	17,851,476	24,057,191	37,177,046	34,245,240	38,321,677	38,627,944	39,025,597	39,437,436	39,437,436



Midland Independent School District

BOARD OF TRUSTEES AGENDA

Meeting Date: October 16, 2023

Presented By: Tucker Durham, Chief Financial Officer

Subject: Single Budgeted Purchases over \$100,000 for October 2023

Consent Item

Financial Impact

Estimated amount (s); see the attachment.

Board Goal/Strategic Plan Goals

See attached spreadsheet

Executive Summary

Pursuant to Board Policy CH (Local), approval is required for a single budgeted purchase of goods or services that exceed \$100,000 or more, regardless of whether the goods or services are competitively purchased, shall require Board approval before a transaction may take place. The document attached lists all currently known items that meet the criteria. An estimate of the contract expenditures is provided on the attached list.

Contact Person

Please see the attachment list for the contact person

Enclosure

Single Budget Purchases over \$100,000.00

MIDLAND INDEPENDENT SCHOOL DISTRICT
 Single Budgeted Purchases over \$100,000
 School Year 2023-2024 (October 2023)

	Description	Strategic Board Goal	Funding Source	Estimated Expenditures	Department	Contact Person	Purchasing Approval Method
Mid-Tex of Midland	Scharbauer - VCT, Covebase & Carpet: Remove existing VCT, covebase, and carpet. Install Interface cubic carpet in classrooms and other areas. Install VCT in cafeteria and stage area.	Goal 3, Initiative 2	Local Funding	\$288,836.00	Facilities and Operations	Cortney Smith	PACE # P00250-G5-MTM
CDW	Microsoft Enterprise Licensing for Microsoft Operating Systems on computers and servers district-wide, as well as web-based Microsoft suite portal access for staff and students.	Goal 3, Initiative 3	Local Funding	\$184,781.56	Technology	Fatima Muniz	Region 16 ESC/TexBuy (022-G)
CDW	GoGuardian Renewal: Filtering/Monitoring, Classroom Management, and Safety platform for district devices. Which contains Beacon, a GoGuardian add-on tool, that helps to identify when students are at risk for self-harm or suicide.	Goal 4, Initiative 4 & Initiative 6	Local Funding	\$212,520.00	Technology	Fatima Muniz	Sourcewell 081419
CDW	Google Workspace for Education Plus- Learning Management System and Communications / Collaboration tools for students and staff to support 1:1 and virtual learning.	Goal 3, Initiative 3	Local Funding	\$119,000.00	Technology	Fatima Muniz	Sourcewell 081419
Pivot Technology Services Corp	Cisco Enterprise Flex Plan for Education Year 4 of 5 Support for district unified communications and cloud services, including our VOIP phone system, voicemail to email integration, video conferencing and online meetings abilities, and is part of our Cisco network hardware infrastructure support bundle.	Goal 3, Initiative 3	Local Funding	\$149,558.56	Technology	Fatima Muniz	TX DIR-TSO-4167
Abacus Computers	Teacher Laptops Refresh (year 1 of 3)	Goal 3, Initiative 3	Local Funding	\$532,980.00	Technology	Fatima Muniz	DIR-TSO-4159
Grand Total				\$1,487,676.12			

NOTE: The above expenditures are estimated totals for fiscal year 2023-2024. Financial Services will keep the Board informed of any expenditures exceeding the estimated amount.

MIDLAND INDEPENDENT SCHOOL DISTRICT
Single Budgeted Purchases over \$100,000
School Year 2023-2024 (October 2023)

	Description	Strategic Board Goal	Funding Source	Estimated Expenditures	Department	Contact Person	Purchasing Approval Method
Mid-Tex of Midland	Scharbauer - VCT, Covebase & Carpet: Remove existing VCT, covebase, and carpet. Install Interface cubic carpet in classrooms and other areas. Install VCT in cafeteria and stage area.	Goal 3, Initiative 2	Local Funding	\$288,836.00	Facilities and Operations	Cortney Smith	PACE # P00250-G5-MTM
CDW	Microsoft Enterprise Licensing for Microsoft Operating Systems on computers and servers district-wide, as well as web-based Microsoft suite portal access for staff and students.	Goal 3, Initiative 3	Local Funding	\$184,781.56	Technology	Fatima Muniz	Region 16 ESC/TexBuy (022-G)
CDW	GoGuardian Renewal: Filtering/Monitoring, Classroom Management, and Safety platform for district devices. Which contains Beacon, a GoGuardian add-on tool, that helps to identify when students are at risk for self-harm or suicide.	Goal 4, Initiative 4 & Initiative 6	Local Funding	\$212,520.00	Technology	Fatima Muniz	Sourcewell 081419
CDW	Google Workspace for Education Plus- Learning Management System and Communications / Collaboration tools for students and staff to support 1:1 and virtual learning.	Goal 3, Initiative 3	Local Funding	\$119,000.00	Technology	Fatima Muniz	Sourcewell 081419
Pivot Technology Services Corp	Cisco Enterprise Flex Plan for Education Year 4 of 5 Support for district unified communications and cloud services, including our VOIP phone system, voicemail to email integration, video conferencing and online meetings abilities, and is part of our Cisco network hardware infrastructure support bundle.	Goal 3, Initiative 3	Local Funding	\$149,558.56	Technology	Fatima Muniz	TX DIR-TSO-4167
Abacus Computers	Teacher Laptops Refresh (year 1 of 3)	Goal 3, Initiative 3	Local Funding	\$532,980.00	Technology	Fatima Muniz	DIR-TSO-4159
Sun Travel Inc.	Charters buses for Midland High School and Legacy High School UIL band competition	Goal 3, Initiative 3	Local Funding	\$400,000.00	Facilities and Operations	Cortney Smith	Allied States # 20-7372
Grand Total				\$1,887,676.12			

NOTE: The above expenditures are estimated totals for fiscal year 2023-2024. Financial Services will keep the Board informed of any expenditures exceeding the estimated amount.



Midland Independent School District

BOARD OF TRUSTEES AGENDA

Meeting Date: October 16, 2023

Presented by: Tucker Durham, Chief Financial Officer

Subject: Budget Amendment

Consent Item

Financial Impact

District's expenditure estimate, by function, for the 2023-24 school year.

Board Goals/ Strategic Plan Goals

Goal 8, Initiative 2

Executive Summary

The attached budget amendment contains cross-functional transfers, updated local and state revenue, and Chapter 49 expenditure estimates. The estimates are based on the most recent first six weeks attendance numbers forecasted for year-end. The general fund revenue and expenditures budget decreased by \$26,760,955 with a net change of \$0. This decrease was mainly attributed to local M&O compression, causing local tax collections to decrease along with our obligated recapture payment. In addition, a transfer out for a donation was done to fund 489 in the amount of \$1,500 due to the funds being booked into the last fiscal year books.

This budget amendment is important as it trues up the district's revenue and expenditures prior to the PEIMS snapshot, which is the last Friday of October. PEIMS snapshot takes the district's current year information and allows TEA to update its information for revenue projections. Based on the updated numbers, TEA also updates their payments for each cycle accordingly to avoid overpayment and underpayments as much as possible. The budget amendment takes M&O compression into account and decreases the overall projected revenue accordingly. Since recapture is solely based on local M&O tax collections, the estimated expenses budget for recapture was also updated to reflect the change. After reviewing the budget in depth, additional adjustments were made to revenue projections for miscellaneous items and we were able to project the estimated payroll savings due to vacancies. These savings were reallocated for needs across the district that were not included in the original budget, including additional deferred maintenance projects. These projects are not currently in the bond scope, and the district is working diligently to address all needs as quickly as possible.

The FIRST rating under indicator 10, which is not being evaluated for the 2022-2023 rating based on the 2021-2022 financial information, is tied to the budgeted and actual revenues. The rating is measured based on the district having less than a 10 percent variance between the



Midland Independent School District

BOARD OF TRUSTEES AGENDA

budgeted and actual revenues recorded for the last three fiscal years. Due to this, an October budget amendment is necessary to ensure the most up-to-date data and law are being used when calculating the estimated fiscal year's revenue projections.

Recommendation

MISD Administration recommends approval of the budget amendment as presented.

Motion

N/A

Contact Person

Jacqueline Aguirre, Budget Coordinator

Enclosure

October 2023 Budget Amendment

**MIDLAND INDEPENDENT SCHOOL DISTRICT
BUDGET AMENDMENT #2**

As of October 16, 2023

The Texas Education Agency requires that amendments to the adopted budget be reflected in the official minutes of the Board of Trustees during a given fiscal year. The following summary includes transfers and revisions to the initial budget.

	<u>Original Budget</u>	<u>Revised Budget - SEP23</u>	<u>Budget Amendment #2</u>	<u>Revised Budget - OCT23</u>
GENERAL FUND				
REVENUES				
5710 Ad Valorem Taxes	\$ 373,065,822	\$ 373,065,822	(52,620,598)	\$ 320,445,224
5700 Other Local Revenue	15,000,000	15,000,000	7,111,012	22,111,012
5800 State Revenue	72,784,091	72,784,091	18,795,422	91,579,513
5831 TRS On-Behalf	10,842,736	10,842,736	(46,791)	10,795,945
5900 Federal Revenue	2,100,000	2,100,000	-	2,100,000
Total Revenues	473,792,649	473,792,649	(26,760,955)	447,031,694
EXPENDITURES by FUNCTION				
11 - Instructional Services	180,410,106	180,410,106	5,671,691	186,081,797
12 - Instructional Resources and Media Services	3,799,417	3,799,417	349,420	4,148,837
13 - Staff Development	5,146,708	5,146,708	1,758,770	6,905,478
21 - Instructional Administration	8,118,340	8,118,340	679,704	8,798,044
23 - Campus Administration	16,534,164	16,534,164	1,387,036	17,921,200
31 - Guidance and Counseling	12,650,928	12,650,928	1,053,427	13,704,355
32 - Social Services	638,927	638,927	175,657	814,584
33 - Health Services	3,548,435	3,548,435	347,496	3,895,931
34 - Student (Pupil) Transportation	11,163,680	11,163,680	1,253,326	12,417,006
35 - Food Services	4,720	4,720	100,000	104,720
36 - Curricular / Extracurricular Activities	7,405,354	7,405,354	2,261,226	9,666,580
41 - General Administration	8,857,593	8,857,593	491,899	9,349,492
51 - Plant Maintenance and Operation	43,463,163	43,463,163	4,709,611	48,172,774
52 - Security and Monitoring Services	4,242,534	4,242,534	1,187,720	5,430,254
53 - Data Processing Services	7,886,421	7,886,421	800,363	8,686,784
61 - Community Services	1,408,328	1,408,328	168,098	1,576,426
71 - Debt Service (Capital Lease - Principal)	1,089,410	1,089,410	1,192,627	2,282,037
81 - Facilities acquisition and construction	-	-	9,375,520	9,375,520
91 - Contract Instructional Services (Ch. 49 Recap)	154,040,347	154,040,347	(59,726,046)	94,314,301
99 - Intergovernmental Charges	3,384,074	3,384,074	-	3,384,074
Total Expenditures	473,792,649	473,792,649	(26,762,455)	447,030,194
Transfer Out to Other Funds	-	-	1,500	1,500
Excess (Deficiency) of Revenues Over Expenditures	-	-	-	-
CHILD NUTRITION FUND				
REVENUES				
5700 Other Local Revenue	\$ 1,780,742	\$ 1,780,742	\$ -	\$ 1,780,742
5800 State Revenue	58,905	58,905	-	58,905
5900 Federal Revenue	11,088,836	11,088,836	-	11,088,836
Total Revenues	12,928,483	12,928,483	-	12,928,483
EXPENDITURES by FUNCTION				
35 - Food Services	17,224,202	17,224,202	-	17,224,202
Total Expenditures	17,224,202	17,224,202	-	17,224,202
Excess (Deficiency) of Revenues Over Expenditures	(4,295,719)	(4,295,719)	-	(4,295,719)
DEBT SERVICE FUND				
REVENUES				
5710 Ad Valorem Taxes	\$ 32,796,372	\$ 102,713,329	-	\$ 102,713,329
5700 Other Local Revenue	200,000	200,000	-	200,000
5800 State Revenue	-	-	-	-
Total Revenues	32,996,372	102,913,329	-	102,913,329
EXPENDITURES by FUNCTION				
71 - Debt Service (Principal)	28,446,271	28,446,271	-	28,446,271
72 - Debt Service (Interest)	4,450,101	4,450,101	-	4,450,101
73 - Bond Issuance Cost and Fees	100,000	83,955,862	-	83,955,862
Total Expenditures	32,996,372	116,852,234	-	116,852,234
Other Sources/Uses (Net Effect of Bond Refunding)	-	-	-	-
Excess (Deficiency) of Revenues Over Expenditures	-	(13,938,905)	-	(13,938,905)

MIDLAND INDEPENDENT SCHOOL DISTRICT
BUDGET AMENDMENT #2

As of October 16, 2023

TRANSFERS

Budget amounts transferred across functions; they do not increase the total amount budgeted for the given fiscal year.

REVISIONS

Budget amounts in addition or reduction to the total amount approved in the initial budget. Revisions may increase/decrease the total amount budgeted for the given fiscal year and can reduce/increase fund balance.

	<u>Function</u>	<u>Amount</u>
GENERAL FUND		
TRANSFERS & REVISIONS		
Transfer Requests from Campuses and Departments &	11	5,671,691
Expenditure Offset; Gifts & Request - For Various Campuses	12	349,420
	13	1,758,770
	21	679,704
	23	1,387,036
	31	1,053,427
	32	175,657
	33	347,496
	34	1,253,326
	35	100,000
	36	2,261,226
	41	491,899
	51	4,709,611
	52	1,187,720
	53	800,363
	61	168,098
	71	1,192,627
	81	9,375,520
Expenditure - Chapter 49 Decrease	91	(59,726,046)
Other Revenue Increase	Revenue	(7,111,012)
Revenue- Tax Levy	Revenue	52,620,598
Revenue - State Revenue Increase	Revenue	(18,795,422)
Revenue - Trs On Behalf	Revenue	46,791
Transfer to Fund 489 for donation		1,500
	Net Effect of Transfers & Revisions	-
	TOTAL NET CHANGE TO GENERAL FUND BUDGET	-



Midland Independent School District

BOARD OF TRUSTEES AGENDA

Meeting Date: October 16, 2023

Presented By: Tucker Durham, Chief Financial Officer

Subject: Donation List \$5,000.00 and Over

Consent Item

Financial Impact

There will be an increase of \$1,079,415 to funds administered by Midland Independent School District, of which \$37,500 will be donated to the general fund and \$1,041,915 will be donated to the donations fund. These donations are expected to be expensed by 6/30/2024.

Board Goal/Strategic Plan Goals

Goal 8, Initiative 2

Executive Summary

Below is the list of donations that need approval by the board according to **CHC (Local) Other Revenues and Solicitations**

Contact Person

Arturo Valenzuela, Executive Director of Finance

Enclosure

Donation List \$5,000.00 and Over

List of Donations \$5,000 and Over-October 2023

Donor	Fund	Amount	Purpose/Description
Education Foundation (Abell Hanger Foundation)	Donation Fund-Fund Number 489	\$21,453.40	Ballistic Vest for the MISD Police Department
Education Foundation (Office of Transformation)	Donation Fund-Fund Number 489	\$30,250.00	Reimburse MISD Payroll for Melissa Ware Contract Services
Education Foundation (Enterprise Products, Warren Chartable Fnd., Pioneer Natural Resources)	Donation Fund-Fund Number 489	\$300,000.00	Playground Equipment and Installation for Rusk Elementary and Bowie Fine Arts
Young Women’s Preparatory Network	YWLA Fund-Fund Number 161	\$37,500.00	YWLA College Success Advisor Salary
Education Foundation (Pioneer)	Donation Fund-Fund Number 489	\$7,140.00	Computers & English Dept Supplies; Digital resources, textbooks, Science Supplies-Early College High School
Education Foundation (Lissa Wagner Noel, Abell Hanger Foundation)	Donation Fund-Fund Number 489	\$48,546.60	Uniforms and Ballistic Vest MISD Police Department
Education Foundation (Diamondback Energy, Scharbauer Foundation, PSP)	Donation Fund-Fund Number 489	\$109,500.00	ILO Group – leadership executive coaching, support for implementation of strategic plan, and support for communication team-Education Foundation
Education Foundation (Pioneer Natural Resources)	Donation Fund-Fund Number 489	\$377,025.00	First Robotics Vertical Implementation for District-Education Foundation

List of Donations \$5,000 and Over-October 2023

Education Foundation (Abell Hanger Foundation)	Donation Fund-Fund Number 489	75,000.00	Teach Like a Champion-Professional Development, Books, and Licensing-Educatoin Foundation
Education Foundation (PBEX)	Donation Fund-Fund Number 489	47,000.00	Sunshade-South Elementary
Education Foundation	Donation Fund-Fund Number 489	21,000.00	Red Pixel marketing for neighborhood school awareness project-Education Foundation
Carrillo Partners LLC	Donation Fund-Fund Number 489	5,000.00	National Honor Conference to Arlington, Wasington for LEAD Conference for NHS Club Members-Early College High School
	Total	\$1,074,415.00	



Midland Independent School District

BOARD OF TRUSTEES AGENDA

Meeting Date: October 16, 2023

Presented By: Tucker Durham, Chief Financial Officer

Subject: Quarterly Investment Report

Consent Item

Financial Impact

District's investment portfolio as of the quarter ending September 30, 2023.

Board Goal/Strategic Plan Goals

Goal 8, Initiative 2

Executive Summary

The attached investment report provides information about the quarterly and fiscal year to date district investments as of September 2023.

Contact Person

Arturo Valenzuela, Executive Director of Finance

Enclosure

Quarterly Investment Report – September 2023

QUARTERLY INVESTMENT REPORT

As of September 30th, 2023

QUARTERLY INVESTMENT REPORT

As of September 30th, 2023

Wells Fargo Bank, N.A. will be Midland Independent School District's depository through fiscal year 2023-2024. The Bank has agreed to collateralize all District funds on deposit with United States Treasuries at 110% of the ledger balance.

The District uses government pools (TexPool, Texas Class, First Public and TexasRange), money market mutual funds, and obligations of governmental entities to include Federal Home Loan Banks (FHLB), to invest the majority of funds that are not needed immediately for operations. These instruments invest in things such as U.S. Agencies and Treasuries, Secured Repurchase Agreements, Secured Certificates of Deposit, Money Market Accounts and Commercial Paper as regulated by the Securities Exchange Commission and Public Funds Investment Act. The no-load money market mutual funds are required to have a AAA rating or equivalent by at least one nationally recognized statistical rating organization (NRSRO). They must maintain a dollar-weighted average maturity (WAM) of 60 days or less and include in its investment objectives the maintenance of a stable net asset value (NAV) of \$1.00. The commercial paper must be rated A-1 or P-1 (or the equivalent thereof) by (1) two NRSRO's, or (2) one NRSRO and fully secured by an irrevocable letter of credit by a national or state bank.

We, the approved Investment Officers for Midland Independent School District, hereby certify that the following Investment Report represents the investment position of the District as of September 30, 2023 in compliance with the Board approved investment policy, the Public Funds Investment Act (Texas Government Code 2256), and Generally Accepted Accounting Principles (GAAP).

Dr. Stephanie Howard

10/9/2023

Dr. Stephanie Howard, Superintendent

Tucker Durham

10/8/2023

Tucker Durham, Chief Financial Officer

Arturo Valenzuela

10/8/2023

Arturo Valenzuela, Executive Director of Financial Services

MIDLAND INDEPENDENT SCHOOL DISTRICT**MONTHLY INVESTMENT REPORT****PORTFOLIO SUMMARY BY ASSET**

As of September 30, 2023

<u>Investment Type</u>	<u>Investment Asset</u>	<u>08/31/2023 Book Value</u>	<u>08/31/2023 Market Value</u>	<u>09/30/2023 Book Value</u>	<u>09/30/2023 Market Value</u>	<u>Monthly Accrued Interest</u>	<u>Interest FYTD</u>	<u>Avg Yearly Rate</u>	<u>WAM</u>	<u>NAV</u>
ALL FUNDS										
DDA Checking	Wells Fargo	\$ 27,553,411.78	\$ 27,553,411.78	\$ 23,731,308.91	\$ 23,731,308.91	\$ 25,353.23	\$ 59,118.06	1.65%		
Investment Pool	Texpool	13,329,213.36	13,329,213.36	46,479,042.72	46,479,042.72	96,917.98	282,194.38	5.25%	26	1.00
Investment Pool	Texpool Prime	24,239,669.22	24,239,669.22	36,370,426.33	36,370,426.33	130,757.11	920,095.85	5.49%	39	1.00
Investment Pool	Texas Class Government	41,174,677.46	41,174,677.46	23,323,950.57	23,323,950.57	149,273.11	945,749.43	5.12%	23	1.00
Investment Pool	Texas Range - Daily Select	78,974,562.96	78,974,562.96	79,336,155.50	79,336,155.50	361,592.54	1,245,399.08	5.48%	*	37 1.00
Investment Pool	First Public - Govt Overnight	576,014.34	576,014.34	578,531.27	578,531.27	2,516.93	7,579.19	5.21%	*	18 1.00
Money Market MF	Wells Fargo Securities	62,715,057.82	62,715,057.82	57,994,972.05	57,994,972.05	270,186.76	819,215.16	5.24%	25	1.00
Totals		\$ 248,562,606.94	\$ 248,562,606.94	\$ 267,814,387.35	\$ 267,814,387.35	\$ 1,036,597.66	\$ 4,279,351.15			

*Average yearly rate, weighted average maturity, and net asset value as of August 31st, 2023. Due to bank documents not being ready as of the date of preparation of this report.

MIDLAND INDEPENDENT SCHOOL DISTRICT
MONTHLY INVESTMENT REPORT
PORTFOLIO SUMMARY BY FUND

As of September 30, 2023

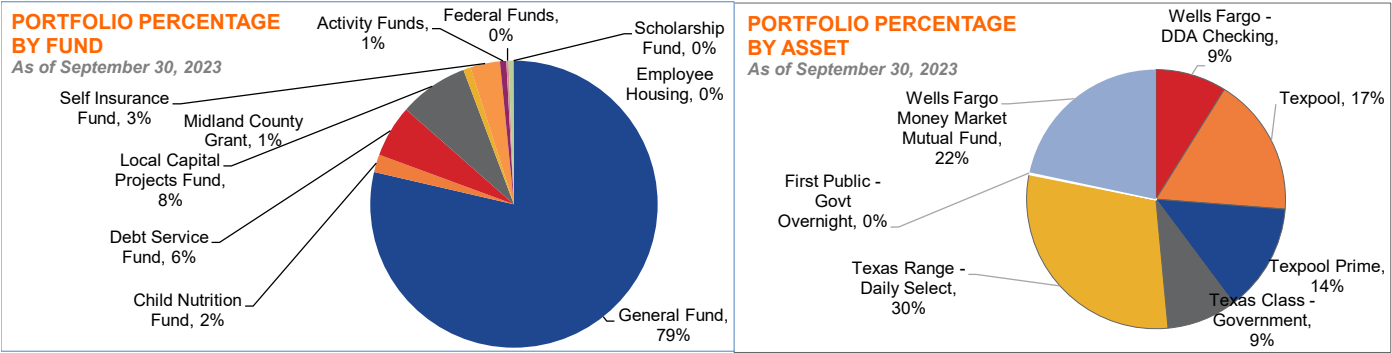
Investment Type	Investment Asset	08/31/2023	08/31/2023	09/30/2023	09/30/2023	Monthly	Interest
		Book Value	Market Value	Book Value	Market Value	Accrued Interest	FYTD
GENERAL FUND							
DDA Checking	Wells Fargo - Local Main	\$ 2,037,713.01	\$ 2,037,713.01	\$ 3,432,255.17	\$ 3,432,255.17	\$ 25,353.23	\$ 59,118.06
DDA Checking	Wells Fargo - Operations	5,712,769.34	5,712,769.34	3,702,731.70	3,702,731.70	-	-
DDA Checking	Wells Fargo - Payroll	7,610,565.47	7,610,565.47	4,587,656.40	4,587,656.40	-	-
Investment Pool	Texpool	6,944,626.45	6,944,626.45	39,991,541.21	39,991,541.21	\$68,849.96	185,356.76
Investment Pool	Texpool Prime	10,080,775.80	10,080,775.80	22,146,930.51	22,146,930.51	66,154.71	725,328.57
Investment Pool	Texas Class - Govt	39,059,988.24	39,059,988.24	21,200,228.39	21,200,228.39	140,240.15	918,528.91
Investment Pool	Texas Range - Daily Select	78,974,562.96	78,974,562.96	79,336,155.50	79,336,155.50	361,592.54	1,245,399.08
Investment Pool	First Public - Govt Overnight	576,014.34	576,014.34	578,531.27	578,531.27	2,516.93	7,579.19
Money Market MF	Wells Fargo - Local Main	40,385,628.54	40,385,628.54	35,565,880.50	35,565,880.50	173,216.90	526,766.07
	General Fund Total	191,382,644.15	191,382,644.15	210,541,910.65	210,541,910.65	837,924.42	3,668,076.64
CHILD NUTRITION FUND							
DDA Checking	Wells Fargo - CNS	2,708,004.11	2,708,004.11	2,670,636.16	2,670,636.16	-	-
Investment Pool	Texpool Prime	2,683,243.89	2,683,243.89	2,695,486.66	2,695,486.66	12,242.77	36,961.99
	Child Nutrition Fund Total	5,391,248.00	5,391,248.00	5,366,122.82	5,366,122.82	12,242.77	36,961.99
DEBT SERVICE FUND							
DDA Checking	Wells Fargo - Debt Service	38,870.16	38,870.16	38,870.16	38,870.16	-	-
Investment Pool	Texpool	6,105,734.08	6,105,734.08	6,207,428.94	6,207,428.94	26,848.28	93,164.40
Investment Pool	Texpool Prime	9,363,614.52	9,363,614.52	9,406,337.63	9,406,337.63	\$42,723.11	128,984.82
	Debt Service Fund Total	15,508,218.76	15,508,218.76	15,652,636.73	15,652,636.73	69,571.39	222,149.22
LOCAL CAPITAL PROJECTS FUND							
DDA Checking	Wells Fargo - Local Cap Proj	420,219.80	420,219.80	690,343.92	690,343.92	-	-
Money Market MF	Wells Fargo - Local Cap Proj	20,120,214.19	20,120,214.19	20,210,016.14	20,210,016.14	87,375.92	263,514.95
	Local Capital Projects Fund Total	20,540,433.99	20,540,433.99	20,900,360.06	20,900,360.06	87,375.92	263,514.95
MIDLAND COUNTY GRANT FUND							
Money Market MF	Wells Fargo - Mid Cnty Grant	2,209,215.09	2,209,215.09	2,219,075.41	2,219,075.41	9,593.94	28,934.14
	Midland County Grant Fund Total	2,209,215.09	2,209,215.09	2,219,075.41	2,219,075.41	9,593.94	28,934.14
SELF INSURANCE FUND							
DDA Checking	Wells Fargo - Self Insurance	5,187,688.12	5,187,688.12	4,723,008.32	4,723,008.32	-	-
Investment Pool	Texpool Prime	2,112,035.01	2,112,035.01	2,121,671.53	2,121,671.53	9,636.52	28,820.47
Investment Pool	Texas Class - Govt	2,114,689.22	2,114,689.22	2,123,722.18	2,123,722.18	9,032.96	27,220.52
	Self Insurance Fund Total	9,414,412.35	9,414,412.35	8,968,402.03	8,968,402.03	18,669.48	56,040.99
ACTIVITY FUNDS							
DDA Checking	Wells Fargo - Activity Funds	1,809,926.36	1,809,926.36	1,866,251.67	1,866,251.67	-	-
	Activity Funds Total	1,809,926.36	1,809,926.36	1,866,251.67	1,866,251.67	-	-
FEDERAL FUNDS							
DDA Checking	Wells Fargo - Federal	697,691.75	697,691.75	697,691.75	697,691.75	-	-
	Federal Funds Total	697,691.75	697,691.75	697,691.75	697,691.75	-	-
EMPLOYEE HOUSING FUND							
DDA Checking	Wells Fargo - Emp Housing	1,329,963.66	1,329,963.66	1,321,863.66	1,321,863.66	-	-
	Employee Housing Fund Total	1,329,963.66	1,329,963.66	1,321,863.66	1,321,863.66	-	-
SCHOLARSHIP FUND							
Investment Pool	Texpool	278,852.83	278,852.83	280,072.57	280,072.57	1,219.74	3,673.22
	Scholarship Fund Total	278,852.83	278,852.83	280,072.57	280,072.57	1,219.74	3,673.22
ALL FUNDS TOTAL		\$ 248,562,606.94	\$ 248,562,606.94	\$ 267,814,387.35	\$ 267,814,387.35	\$ 1,036,597.66	\$ 4,279,351.15

MIDLAND INDEPENDENT SCHOOL DISTRICT MONTHLY INVESTMENT REPORT

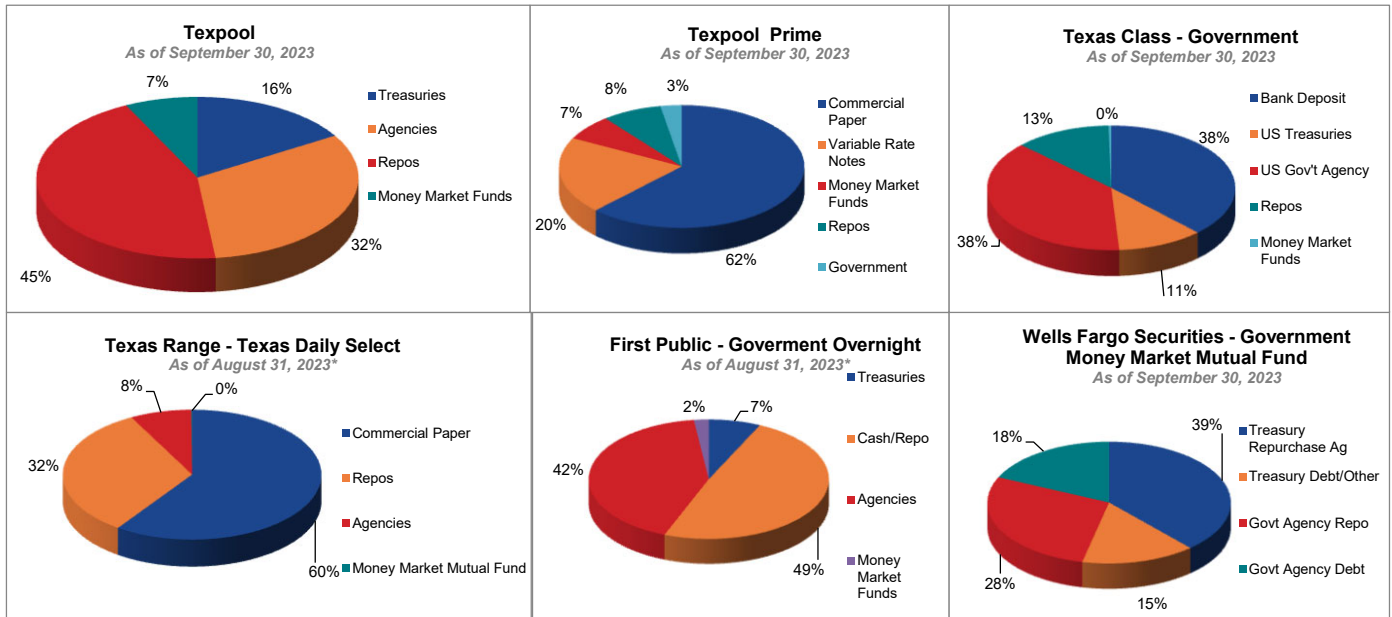
PORTFOLIO SUMMARIES

As of September 30, 2023

INVESTMENTS - PORTFOLIO PERCENTAGES BREAKDOWN



INVESTMENTS - PORTFOLIO BREAKDOWN



*Portfolio composition is from prior month as monthly documents were not ready for the presentation of this report

MIDLAND INDEPENDENT SCHOOL DISTRICT

MONTHLY INVESTMENT REPORT

PRIOR YEAR COMPARISONS

September 30, 2023

Investment Type	Investment Asset	9/30/2022			9/30/2023		
		Book and Market Value	FYTD Accrued Interest	Avg Monthly Rate	Book and Market Value	FYTD Accrued Interest	Avg Yearly Rate
PRIOR YEAR COMPARISON BY ASSET							
ALL FUNDS							
DDA Checking	Wells Fargo	\$ 23,694,173.90	\$ -	0.00%	\$ 23,731,308.91	\$ 59,118.06	1.65%
Investment Pool	Texpool	60,732,781.54	102,227.41	2.03%	46,479,042.72	282,194.38	5.25%
Investment Pool	Texpool Prime	23,554,817.91	317,812.23	2.19%	36,370,426.33	920,095.85	5.49%
Investment Pool	Texas Class Government	22,765,538.07	284,532.73	1.90%	23,323,950.57	945,749.43	5.12%
Investment Pool	Texas Range - Texas Daily	35,674,894.29	179,728.94	2.01%	79,336,155.50	1,245,399.08	5.48%
Investment Pool	First Public - Govt Overnight	552,648.96	2,834.64	2.05%	578,531.27	7,579.19	5.21%
Money Market MF	Wells Fargo Securities	65,229,245.26	247,271.07	1.96%	57,994,972.05	819,215.16	5.24%
Totals		\$ 232,204,099.93	\$ 1,134,407.02		\$ 267,814,387.35	\$ 4,279,351.15	
PRIOR YEAR COMPARISON BY FUNDS							
GENERAL FUND							
DDA Checking	Wells Fargo - Local Main	\$ 4,671,540.77	\$ -		\$ 3,432,255.17	\$ 59,118.06	
DDA Checking	Wells Fargo - Operations	1,198,956.45	-		3,702,731.70	-	
DDA Checking	Wells Fargo - Payroll	3,473,095.61	-		4,587,656.40	-	
Investment Pool	Texpool	59,531,715.92	96,579.56		39,991,541.21	185,356.76	
Investment Pool	Texpool Prime	288,151.98	183,979.31		22,146,930.51	725,328.57	
Investment Pool	Texas Class - Govt	20,733,147.19	259,483.87		21,200,228.39	918,528.91	
Investment Pool	Texas Term - Texas Daily	35,674,894.29	179,728.94		79,336,155.50	1,245,399.08	
Investment Pool	First Public - Govt Overnight	552,648.96	2,834.64		578,531.27	7,579.19	
Money Market MF	Wells Fargo - Local Main	60,323,509.58	228,674.41		35,565,880.50	526,766.07	
General Fund Total		186,447,660.75	951,280.73		210,541,910.65	3,668,076.64	
CHILD NUTRITION FUND							
DDA Checking	Wells Fargo - CNS	2,613,309.99	-		2,670,636.16	-	
Investment Pool	Texpool	-	-		-	-	
Investment Pool	Texpool Prime	7,528,916.37	41,433.68		2,695,486.66	36,961.99	
Child Nutrition Fund Total		10,142,226.36	41,433.68		5,366,122.82	36,961.99	
DEBT SERVICE FUND							
DDA Checking	Wells Fargo - Debt Service	52,145.02	-		38,870.16	-	
Investment Pool	Texpool	933,398.06	4,284.38		6,207,428.94	93,164.40	
Investment Pool	Texpool Prime	13,715,020.92	81,267.58		9,406,337.63	128,984.82	
Debt Service Fund Total		14,700,564.00	85,551.96		15,652,636.73	222,149.22	
LOCAL CAPITAL PROJECTS FUND							
DDA Checking	Wells Fargo - Local Cap Proj	1,417,285.84	-		690,343.92	-	
Money Market MF	Wells Fargo - Local Cap Proj	2,778,319.27	10,532.05		20,210,016.14	263,514.95	
Local Capital Projects Fund Total		4,195,605.11	10,532.05		20,900,360.06	263,514.95	
MIDLAND COUNTY GRANT FUND							
DDA Checking	Wells Fargo - Local Main	-	-		-	-	
Money Market MF	Wells Fargo - Mid Cnty Grant	2,127,416.41	8,064.61		2,219,075.41	28,934.14	
Midland County Grant Fund Total		2,127,416.41	8,064.61		2,219,075.41	28,934.14	
SELF INSURANCE FUND							
DDA Checking	Wells Fargo - Self Insurance	6,432,956.75	-		4,723,008.32	-	
Investment Pool	Texpool Prime	2,022,728.64	11,131.66		2,121,671.53	28,820.47	
Investment Pool	Texas Class - Govt	2,032,390.88	25,048.86		2,123,722.18	27,220.52	
Self Insurance Fund Total		10,488,076.27	36,180.52		8,968,402.03	56,040.99	
OTHER FUNDS							
DDA Checking	Wells Fargo - Emp Childcare	-	-		-	-	
DDA Checking	Wells Fargo - Activity Funds	1,717,517.55	-		1,866,251.67	-	
DDA Checking	Wells Fargo - Federal	697,691.75	-		697,691.75	-	
DDA Checking	Wells Fargo - Emp Housing	1,419,674.17	-		1,321,863.66	-	
Investment Pool	Texpool - Scholarship Fund	267,667.56	1,363.47		280,072.57	3,673.22	
Other Funds Total		4,102,551.03	1,363.47		4,165,879.65	3,673.22	
ALL FUNDS TOTAL		\$ 232,204,099.93	\$ 1,134,407.02		\$ 267,814,387.35	\$ 4,279,351.15	

MIDLAND INDEPENDENT SCHOOL DISTRICT
MONTHLY INVESTMENT REPORT
PORTFOLIO SUMMARY BY ASSET

As of August 31, 2023

<u>Investment Type</u>	<u>Investment Asset</u>	<u>07/31/2023 Book Value</u>	<u>07/31/2023 Market Value</u>	<u>08/31/2023 Book Value</u>	<u>08/31/2023 Market Value</u>	<u>Monthly Accrued Interest</u>	<u>Interest FYTD</u>	<u>Avg Yearly Rate</u>	<u>WAM</u>	<u>NAV</u>
ALL FUNDS										
DDA Checking	Wells Fargo	\$ 17,082,220.65	\$ 17,082,220.65	\$ 27,553,411.78	\$ 27,553,411.78	\$ 18,084.12	\$ 33,764.83	1.65%		
Investment Pool	Texpool	25,053,987.32	25,053,987.32	13,329,213.36	13,329,213.36	85,911.17	185,276.40	5.21%	24	1.00
Investment Pool	Texpool Prime	103,311,107.41	103,311,107.41	24,239,669.22	24,239,669.22	321,466.81	789,338.74	5.46%	37	1.00
Investment Pool	Texas Class Government	120,915,101.37	120,915,101.37	41,174,677.46	41,174,677.46	259,576.09	796,476.32	5.25%	21	1.00
Investment Pool	Texas Range - Daily Select	108,578,187.25	108,578,187.25	78,974,562.96	78,974,562.96	396,375.71	883,806.54	5.48%	37	1.00
Investment Pool	First Public - Govt Overnight	573,433.89	573,433.89	576,014.34	576,014.34	2,580.45	5,062.26	5.21%	18	1.00
Money Market MF	Wells Fargo Securities	62,445,943.65	62,445,943.65	62,715,057.82	62,715,057.82	279,914.23	549,028.40	5.23%	22	1.00
Totals		\$ 437,959,981.54	\$ 437,959,981.54	\$ 248,562,606.94	\$ 248,562,606.94	\$ 1,363,908.58	\$ 3,242,753.49			

MIDLAND INDEPENDENT SCHOOL DISTRICT
MONTHLY INVESTMENT REPORT
PORTFOLIO SUMMARY BY FUND

As of August 31, 2023

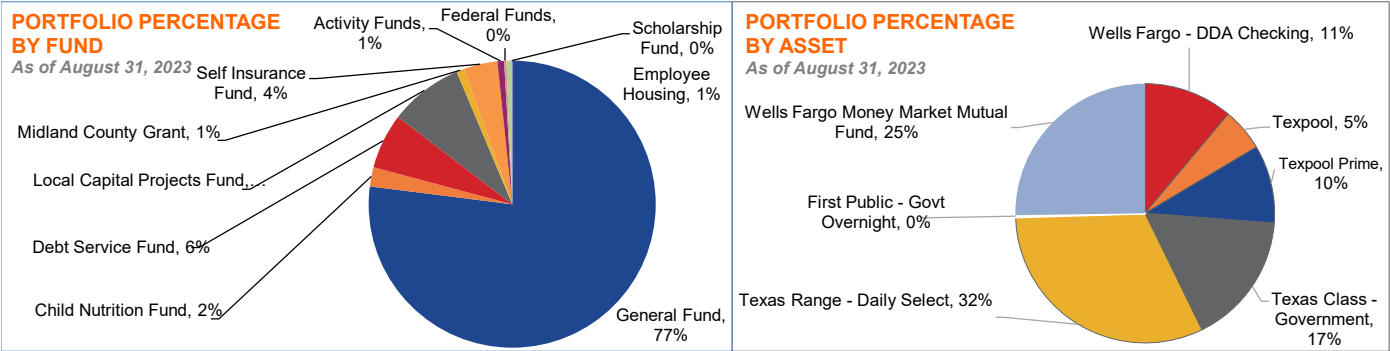
Investment Type	Investment Asset	07/31/2023 Book Value	07/31/2023 Market Value	08/31/2023 Book Value	08/31/2023 Market Value	Monthly Accrued Interest	Interest FYTD
GENERAL FUND							
DDA Checking	Wells Fargo - Local Main	\$ 1,179,409.29	\$ 1,179,409.29	\$ 2,037,713.01	\$ 2,037,713.01	\$ 18,084.12	\$ 33,764.83
DDA Checking	Wells Fargo - Operations	2,434,320.43	2,434,320.43	5,712,769.34	5,712,769.34	-	-
DDA Checking	Wells Fargo - Payroll	1,689,464.12	1,689,464.12	7,610,565.47	7,610,565.47	-	-
Investment Pool	Texpool	16,460,568.75	16,460,568.75	6,944,626.45	6,944,626.45	54,096.89	116,506.80
Investment Pool	Texpool Prime	89,218,793.83	89,218,793.83	10,080,775.80	10,080,775.80	254,886.97	659,173.86
Investment Pool	Texas Class - Govt	118,809,678.26	118,809,678.26	39,059,988.24	39,059,988.24	250,309.98	778,288.76
Investment Pool	Texas Range - Daily Select	108,578,187.25	108,578,187.25	78,974,562.96	78,974,562.96	396,375.71	883,806.54
Investment Pool	First Public - Govt Overnight	573,433.89	573,433.89	576,014.34	576,014.34	2,580.45	5,062.26
Money Market MF	Wells Fargo - Local Main	40,212,331.33	40,212,331.33	40,385,628.54	40,385,628.54	180,251.96	353,549.17
General Fund Total		379,156,187.15	379,156,187.15	191,382,644.15	191,382,644.15	1,156,586.08	2,830,152.22
CHILD NUTRITION FUND							
DDA Checking	Wells Fargo - CNS	2,733,710.59	2,733,710.59	2,708,004.11	2,708,004.11	-	-
Investment Pool	Texpool Prime	2,670,626.37	2,670,626.37	2,683,243.89	2,683,243.89	12,617.52	24,719.22
Child Nutrition Fund Total		5,404,336.96	5,404,336.96	5,391,248.00	5,391,248.00	12,617.52	24,719.22
DEBT SERVICE FUND							
DDA Checking	Wells Fargo - Debt Service	42,370.16	42,370.16	38,870.16	38,870.16	-	-
Investment Pool	Texpool	8,315,816.45	8,315,816.45	6,105,734.08	6,105,734.08	30,563.57	66,316.12
Investment Pool	Texpool Prime	9,319,583.68	9,319,583.68	9,363,614.52	9,363,614.52	44,030.84	86,261.71
Debt Service Fund Total		17,677,770.29	17,677,770.29	15,508,218.76	15,508,218.76	74,594.41	152,577.83
LOCAL CAPITAL PROJECTS FUND							
DDA Checking	Wells Fargo - Local Cap Proj	293,842.79	293,842.79	420,219.80	420,219.80	-	-
Money Market MF	Wells Fargo - Local Cap Proj	20,033,877.11	20,033,877.11	20,120,214.19	20,120,214.19	89,801.95	176,139.03
Local Capital Projects Fund Total		20,327,719.90	20,327,719.90	20,540,433.99	20,540,433.99	89,801.95	176,139.03
MIDLAND COUNTY GRANT FUND							
Money Market MF	Wells Fargo - Mid Cnty Grant	2,199,735.21	2,199,735.21	2,209,215.09	2,209,215.09	9,860.32	19,340.20
Midland County Grant Fund Total		2,199,735.21	2,199,735.21	2,209,215.09	2,209,215.09	9,860.32	19,340.20
SELF INSURANCE FUND							
DDA Checking	Wells Fargo - Self Insurance	4,971,460.36	4,971,460.36	5,187,688.12	5,187,688.12	-	-
Investment Pool	Texpool Prime	2,102,103.53	2,102,103.53	2,112,035.01	2,112,035.01	9,931.48	19,183.95
Investment Pool	Texas Class - Govt	2,105,423.11	2,105,423.11	2,114,689.22	2,114,689.22	9,266.11	18,187.56
Self Insurance Fund Total		9,178,987.00	9,178,987.00	9,414,412.35	9,414,412.35	19,197.59	37,371.51
ACTIVITY FUNDS							
DDA Checking	Wells Fargo - Activity Funds	1,701,791.84	1,701,791.84	1,809,926.36	1,809,926.36	-	-
Activity Funds Total		1,701,791.84	1,701,791.84	1,809,926.36	1,809,926.36	-	-
FEDERAL FUNDS							
DDA Checking	Wells Fargo - Federal	697,691.75	697,691.75	697,691.75	697,691.75	-	-
Federal Funds Total		697,691.75	697,691.75	697,691.75	697,691.75	-	-
EMPLOYEE HOUSING FUND							
DDA Checking	Wells Fargo - Emp Housing	1,338,159.32	1,338,159.32	1,329,963.66	1,329,963.66	-	-
Employee Housing Fund Total		1,338,159.32	1,338,159.32	1,329,963.66	1,329,963.66	-	-
SCHOLARSHIP FUND							
Investment Pool	Texpool	277,602.12	277,602.12	278,852.83	278,852.83	1,250.71	2,453.48
Scholarship Fund Total		277,602.12	277,602.12	278,852.83	278,852.83	1,250.71	2,453.48
ALL FUNDS TOTAL		\$ 437,959,981.54	\$ 437,959,981.54	\$ 248,562,606.94	\$ 248,562,606.94	\$ 1,363,908.58	\$ 3,242,753.49

MIDLAND INDEPENDENT SCHOOL DISTRICT MONTHLY INVESTMENT REPORT

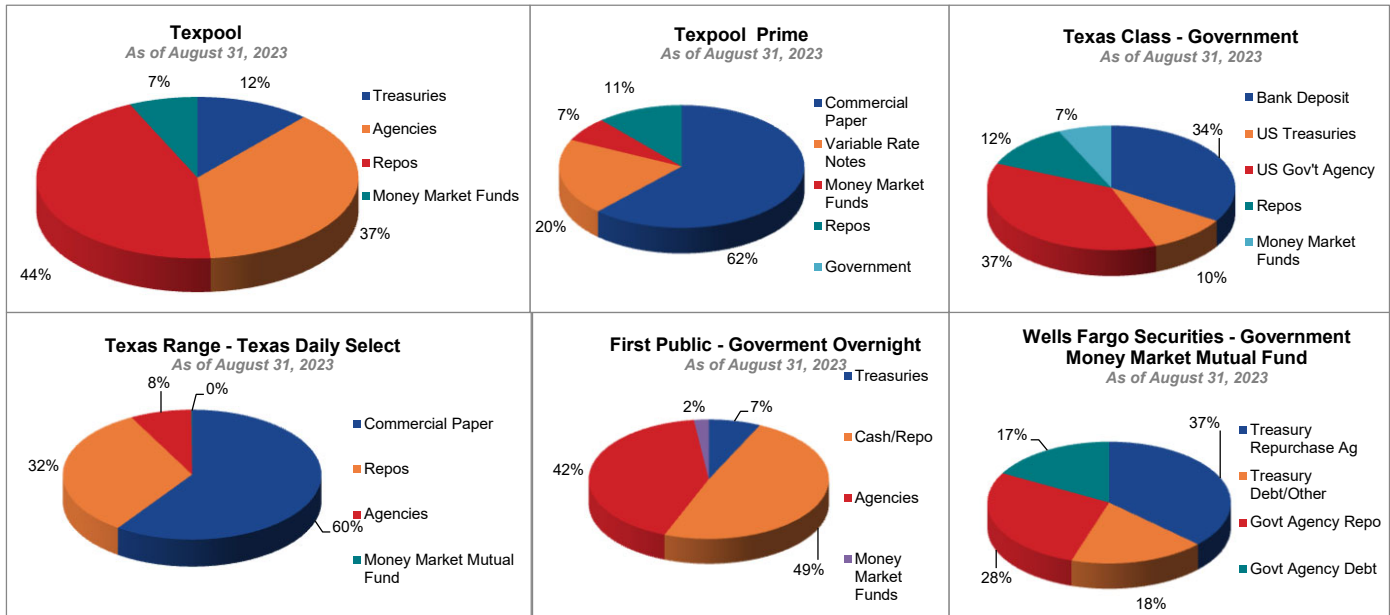
PORTFOLIO SUMMARIES

As of August 31, 2023

INVESTMENTS - PORTFOLIO PERCENTAGES BREAKDOWN



INVESTMENTS - PORTFOLIO BREAKDOWN



MIDLAND INDEPENDENT SCHOOL DISTRICT
MONTHLY INVESTMENT REPORT
PORTFOLIO SUMMARY BY ASSET

As of July 31, 2023

<u>Investment Type</u>	<u>Investment Asset</u>	<u>06/30/2023 Book Value</u>	<u>06/30/2023 Market Value</u>	<u>07/31/2023 Book Value</u>	<u>07/31/2023 Market Value</u>	<u>Monthly Accrued Interest</u>	<u>Interest FYTD</u>	<u>Avg Yearly Rate</u>	<u>WAM</u>	<u>NAV</u>
ALL FUNDS										
DDA Checking	Wells Fargo	\$ 29,416,083.57	\$ 29,416,083.57	\$ 17,082,220.65	\$ 17,082,220.65	\$ 15,680.71	\$ 15,680.71	1.65%		
Investment Pool	Texpool	20,982,276.19	20,982,276.19	25,053,987.32	25,053,987.32	99,365.23	99,365.23	5.12%	26	1.00
Investment Pool	Texpool Prime	102,842,962.48	102,842,962.48	103,311,107.41	103,311,107.41	468,144.93	468,144.93	5.36%	34	1.00
Investment Pool	Texas Class Government	130,378,201.14	130,378,201.14	120,915,101.37	120,915,101.37	536,900.23	536,900.23	5.00%	39	1.00
Investment Pool	Texas Range - Daily Select	108,090,756.42	108,090,756.42	108,578,187.25	108,578,187.25	487,430.83	487,430.83	5.31%	33	1.00
Investment Pool	First Public - Govt Overnight	570,952.08	570,952.08	573,433.89	573,433.89	2,481.81	2,481.81	5.12%	19	1.00
Money Market MF	Wells Fargo Securities	62,170,106.63	62,170,106.63	62,445,943.65	62,445,943.65	269,114.17	269,114.17	5.19%	23	1.00
Totals		\$ 454,451,338.51	\$ 454,451,338.51	\$ 437,959,981.54	\$ 437,959,981.54	\$ 1,879,117.91	\$ 1,879,117.91			

MIDLAND INDEPENDENT SCHOOL DISTRICT
MONTHLY INVESTMENT REPORT
PORTFOLIO SUMMARY BY FUND

As of July 31, 2023

Investment Type	Investment Asset	06/30/2023 Book Value	06/30/2023 Market Value	07/31/2023 Book Value	07/31/2023 Market Value	Monthly Accrued Interest	Interest FYTD
GENERAL FUND							
DDA Checking	Wells Fargo - Local Main	\$ 7,070,503.95	\$ 7,070,503.95	\$ 1,179,409.29	\$ 1,179,409.29	\$ 15,680.71	\$ 15,680.71
DDA Checking	Wells Fargo - Operations	4,197,347.40	4,197,347.40	2,434,320.43	2,434,320.43	-	-
DDA Checking	Wells Fargo - Payroll	4,993,288.62	4,993,288.62	1,689,464.12	1,689,464.12	-	-
Investment Pool	Texpool	12,547,896.49	12,547,896.49	16,460,568.75	16,460,568.75	62,409.91	62,409.91
Investment Pool	Texpool Prime	88,814,506.94	88,814,506.94	89,218,793.83	89,218,793.83	404,286.89	404,286.89
Investment Pool	Texas Class - Govt	128,281,699.48	128,281,699.48	118,809,678.26	118,809,678.26	527,978.78	527,978.78
Investment Pool	Texas Range - Daily Select	108,090,756.42	108,090,756.42	108,578,187.25	108,578,187.25	487,430.83	487,430.83
Investment Pool	First Public - Govt Overnight	570,952.08	570,952.08	573,433.89	573,433.89	2,481.81	2,481.81
Money Market MF	Wells Fargo - Local Main	39,965,741.41	39,965,741.41	40,212,331.33	40,212,331.33	173,297.21	173,297.21
General Fund Total		394,532,692.79	394,532,692.79	379,156,187.15	379,156,187.15	1,673,566.14	1,673,566.14
CHILD NUTRITION FUND							
DDA Checking	Wells Fargo - CNS	3,790,423.92	3,790,423.92	2,733,710.59	2,733,710.59	-	-
Investment Pool	Texpool Prime	2,658,524.67	2,658,524.67	2,670,626.37	2,670,626.37	12,101.70	12,101.70
Child Nutrition Fund Total		6,448,948.59	6,448,948.59	5,404,336.96	5,404,336.96	12,101.70	12,101.70
DEBT SERVICE FUND							
DDA Checking	Wells Fargo - Debt Service	42,370.16	42,370.16	42,370.16	42,370.16	-	-
Investment Pool	Texpool	8,157,980.35	8,157,980.35	8,315,816.45	8,315,816.45	35,752.55	35,752.55
Investment Pool	Texpool Prime	9,277,352.81	9,277,352.81	9,319,583.68	9,319,583.68	42,230.87	42,230.87
Debt Service Fund Total		17,477,703.32	17,477,703.32	17,677,770.29	17,677,770.29	77,983.42	77,983.42
LOCAL CAPITAL PROJECTS FUND							
DDA Checking	Wells Fargo - Local Cap Proj	295,194.94	295,194.94	293,842.79	293,842.79	-	-
Money Market MF	Wells Fargo - Local Cap Proj	20,013,648.67	20,013,648.67	20,033,877.11	20,033,877.11	86,337.08	86,337.08
Local Capital Projects Fund Total		20,308,843.61	20,308,843.61	20,327,719.90	20,327,719.90	86,337.08	86,337.08
MIDLAND COUNTY GRANT FUND							
Money Market MF	Wells Fargo - Mid Cnty Grant	2,190,716.55	2,190,716.55	2,199,735.21	2,199,735.21	9,479.88	9,479.88
Midland County Grant Fund Total		2,190,716.55	2,190,716.55	2,199,735.21	2,199,735.21	9,479.88	9,479.88
SELF INSURANCE FUND							
DDA Checking	Wells Fargo - Self Insurance	5,279,782.56	5,279,782.56	4,971,460.36	4,971,460.36	-	-
Investment Pool	Texpool Prime	2,092,578.06	2,092,578.06	2,102,103.53	2,102,103.53	9,525.47	9,525.47
Investment Pool	Texas Class - Govt	2,096,501.66	2,096,501.66	2,105,423.11	2,105,423.11	8,921.45	8,921.45
Self Insurance Fund Total		9,468,862.28	9,468,862.28	9,178,987.00	9,178,987.00	18,446.92	18,446.92
ACTIVITY FUNDS							
DDA Checking	Wells Fargo - Activity Funds	1,703,126.35	1,703,126.35	1,701,791.84	1,701,791.84	-	-
Activity Funds Total		1,703,126.35	1,703,126.35	1,701,791.84	1,701,791.84	-	-
FEDERAL FUNDS							
DDA Checking	Wells Fargo - Federal	697,691.75	697,691.75	697,691.75	697,691.75	-	-
Federal Funds Total		697,691.75	697,691.75	697,691.75	697,691.75	-	-
EMPLOYEE HOUSING FUND							
DDA Checking	Wells Fargo - Emp Housing	1,346,353.92	1,346,353.92	1,338,159.32	1,338,159.32	-	-
Employee Housing Fund Total		1,346,353.92	1,346,353.92	1,338,159.32	1,338,159.32	-	-
SCHOLARSHIP FUND							
Investment Pool	Texpool	276,399.35	276,399.35	277,602.12	277,602.12	1,202.77	1,202.77
Scholarship Fund Total		276,399.35	276,399.35	277,602.12	277,602.12	1,202.77	1,202.77
ALL FUNDS TOTAL		\$ 454,451,338.51	\$ 454,451,338.51	\$ 437,959,981.54	\$ 437,959,981.54	\$ 1,879,117.91	\$ 1,879,117.91

MIDLAND INDEPENDENT SCHOOL DISTRICT MONTHLY INVESTMENT REPORT

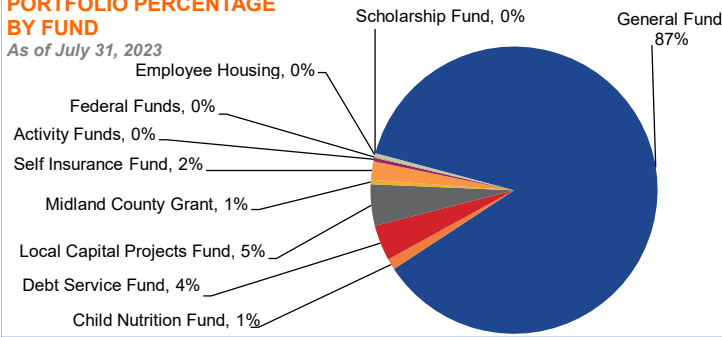
PORTFOLIO SUMMARIES

As of July 31, 2023

INVESTMENTS - PORTFOLIO PERCENTAGES BREAKDOWN

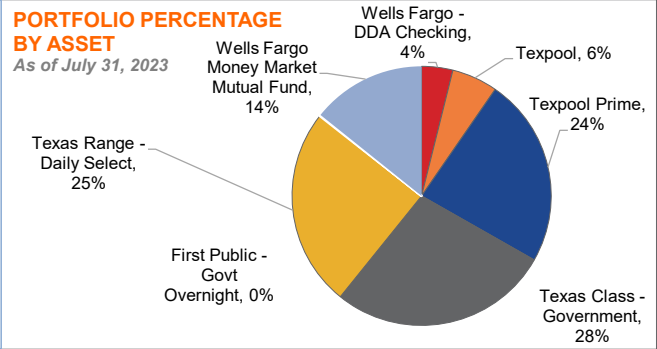
PORTFOLIO PERCENTAGE BY FUND

As of July 31, 2023

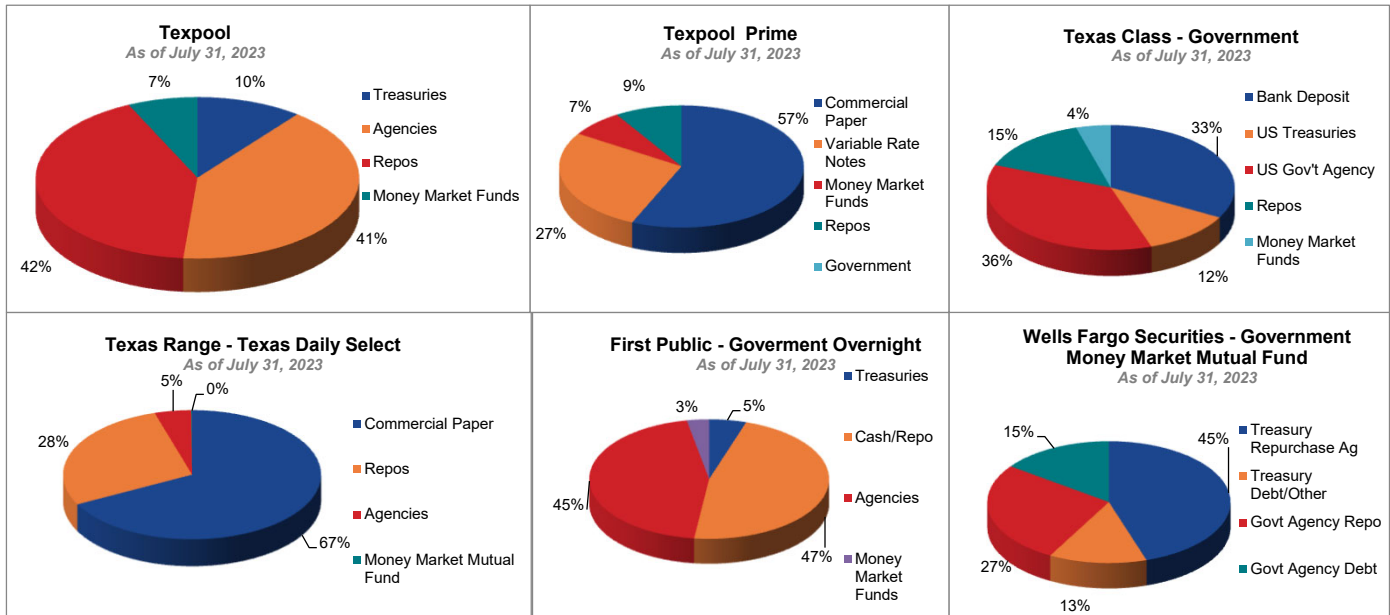


PORTFOLIO PERCENTAGE BY ASSET

As of July 31, 2023



INVESTMENTS - PORTFOLIO BREAKDOWN





Midland Independent School District

BOARD OF TRUSTEES AGENDA

Meeting Date: October 18, 2023

Presented By: Chad Crowson, General Counsel

Subject: Appointment of Standing Members of School Health Advisory Council (SHAC)

Consent Item

Financial Impact – None

Board Goal(s) – Required by BDF(LEGAL) – Board Internal Organization: Citizen Advisory Committees

Executive Summary – In accordance with Board Policy BDF(LEGAL) and Texas Education Code 28.004(d), the Board of Trustees is required to regularly appoint members to serve on the School Health Advisory Council (SHAC). The SHAC is made up of both parent members and school district employees and plays a pivotal role in advising on health curriculum and physical activity for MISD students. Current SHAC by-laws require the following “standing representatives,” who are all MISD employees: PE, Health and Wellness Representative; Health Services Representative; Guidance and Counseling Representative; Child Nutrition Services Representative.

Presented for your approval today are the following SHAC standing representatives:

- Kristi Seybert* - PE, Health & Wellness Representative
Coordinator of Health & PE
- Shay Hillman - Health Services Representative
Director of Health Services
- Nicole Ramon - Guidance & Counseling Representative
Director of Guidance & Counseling
- Victoria Beck - Child Nutrition Services Representative
Director of Child Nutrition Services
- Samara Abdul Khalek Yordi - Child Nutrition Services Representative
Child Nutrition Services Dietitian

* *SHAC District Coordinator*

Estimated Time to Prepare Agenda Item – 15 minutes



Midland Independent School District

BOARD OF TRUSTEES AGENDA

Contact Person – Kristi Seybert, Coordinator of Health & PE

Enclosure - None

14. Information Items
A. Board Committee Report



Midland Independent School District

BOARD OF TRUSTEES AGENDA

Meeting Date: September 28, 2023

Presented By: Board of Trustees

Subject: Board Committee Report

Information Item

Board Goal(s)

Strategic Plan Goal 1-5

Executive Summary

MISD's seven Trustees serve on three committees, as representatives on the MISD Education Foundation Board, and on the leadership committee for the Education Partnership of the Permian Basin (EPPB). The members of each committee are:

Finance

President Tommy Bishop (chair)
Trustee Brandon Hodges
Trustee Sara Burlison

Policy

Secretary Robert Marquez (chair)
Trustee Brandon Hodges
Trustee Sara Burlison

Facilities

Trustee Michael Booker (chair)
Vice President Katie Joyner
President Tommy Bishop

Human Capital

Vice President Katie Joyner (chair)
Secretary Robert Marquez
President Tommy Bishop

Ed. Foundation

Vice President Katie Joyner (chair)



Midland Independent School District

BOARD OF TRUSTEES AGENDA

Trustee Michael Booker
Trustee Sara Burlison

Safety

President Tommy Bishop (chair)
Trustee Michael Booker
Trustee Brandon Hodges

EPPB

Secretary Robert Marquez (chair)
President Tommy Bishop
Trustee Michael Booker

FACILITIES COMMITTEE

On September 28, 2023, the Midland ISD Board Facilities Committee met, the following summarizes the agenda of the meeting.

The committee reviewed an alternate piece of property presented as a potential land swap for the Wadley and Fairgrounds site. The decision was made to proceed with the currently owned 117 acres of land for the proposed new high school due to the complexities and timing related to an agreement involving multiple entities.

Board Members and Staff Present: Board President -Tommy Bishop, Trustee - Michael Booker, Superintendent - Dr. Stephanie Howard, Deputy Superintendent - Robert Cedillo, Chief of Facilities and Operations - Cortney Smith

Board Members Absent: Board VP - Katie Joyner (met with MISD representatives on September 27, 2023, due to a conflict)

Staff Presenter: Cortney Smith

**Board of Trustees
Continuing Education**

2023 (October 18, 2022 - Oct. 16, 2023)

Name:	Local District Orientation/Intro to TEC/Post Legislative)		Team-Building		Additional Continuing Education/Open Government***		Evaluating Student Academic Performance (every two years)		Cybersecurity		Child Abuse Prevention (every two years)		School Safety developed by the SBOE in Tex. Educ. Code § 11.159(b-1)		Total Hours	Hours Exceeding the Required Amount
	Required	Completed	Required	Completed	Required	Completed	Required	Completed	Required	Completed	Required	Completed	Required	Completed		
Bishop, Tommy	1**	7	3	6	5	13.75	3	5	1	1	1	2	2	3	37.75	21.75
Booker, Michael	1**	5	3	7	5	13.75	3	4	1	2	1	3	2	5	39.75	23.75
Burleson, Sara	6*	9	3	5	12***	24.25	3	4	1	3	1	3	2	4	52.25	24.25
Hodges, Brandon	6*	7	3	3	12***	12	3	3	1	1	1	1	2	2	29	1
Joyner, Katie	1**	7	3	3	5	6	3	3	1	1	1	1	2	2	23	7
Marquez, Robert	1**	6	3	6	5	16	3	5	1	1	1	1	2	3	38	22
Mead, Stephanie	6**	6	3	4	5	9.5	3	3	1		1		2		22.5	6.5

*3 Local District Orientation (within 120 days), 3 Intro to TEC (within 120 days)

**Experienced Trustees 1 hour after each legislative session, new trustees is n/a because update is incorporated into Intro to TEC



Midland Independent School District

BOARD OF TRUSTEES AGENDA

Meeting Date: October 16, 2023

Presented By: Tucker Durham, Chief Financial Officer

Subject: Reportable Purchase Orders over \$100,000 - September 2023

Information Item

Financial Impact

Estimated amount (s); see the attachment.

Board Goal/Strategic Plan Goals

Not Applicable

Executive Summary

Pursuant to CH Local, the Board delegates to the Superintendent the authority to make budgeted purchases for goods or services. However, any single, budgeted purchase of goods or services that costs \$100,000 or more, regardless of whether the goods or services are competitively purchased, shall require Board approval before a transaction may take place, except as otherwise provided in this policy.

The Superintendent shall not be required to obtain Board approval for the following types of budgeted purchases, regardless of cost, but shall subsequently report them to the Board:

1. A purchase made pursuant to a Board-approved interlocal contract, in accordance with law;
2. A continuing or periodic purchase under a Board-approved bid or contract; or
3. A purchase of produce or fuel.

Contact Person

Haydee Pena, Director of Purchasing and Contracts

Enclosure

Purchase Orders Over \$100k Report

Reportable Purchases Orders Over \$100,000 - September 2023

Purchase Order	Vendor	Description	Contract	Date Issued	Amount	Funding Source
9382400068	Parks Fuels LTD	District-Wide Fuel for MISD vehicles	RFP # 22-197	09/13/2023	\$ 831,699.30	199 A 00 1313 00 938 0 00 000 199 E 34 6311 00 938 0 99 000
2402400019	GH Dairy	District-Wide purchases for dairy products	RFP # 22-374	09/19/2023	\$ 1,078,863.79	240 E 35 6341 00 Various Campuses 0 99 000
1132400096	OPREX Construction	Ben Milam International Academy New Drive Way Lane	CSP # 22-354	09/26/2023	\$ 1,295,000.00	165 E 81 6619 00 113 0 99 000
9802400002	Blue Cross Blue Shield Of Texas	Medical, Dental and Rx claims	RFQ # 22-158	09/07/2023	\$ 12,664,330.34	753 R Self Insurance Various Funds
2402400024	M&M Mechanical II LLC	Yearly PO for Kitchen Repairs	RFP #22-375	09/21/2023	\$ 100,000.00	240 E 35 6249 00 974 0 99 000
9742400000	West Texas Refrigeration DBA NCullum Enterprise	HVAC Units for CNS Warehouse	RFP # 22-299	09/07/2023	\$ 112,811.67	698 E 51 6639 00 974 0 99 000
8012400063	Hughes Technology, LLC	Smart Data Dashboard renewal subscription	RFP # 21-06	09/19/2023	\$ 278,420.00	282 E 11 6291 00 873 1 30 000



Midland Independent School District

BOARD OF TRUSTEES AGENDA

Meeting Date: October 16, 2023

Presented By: Brandon Reyes, Chief of Human Capital

Subject: Human Capital Update

Information Item

Financial Impact

N/A

Board Goal/Strategic Plan Goals

Grow & Develop Staff

Our retention and recruitment practices promote professional growth that yields and rewards high-impact staff, improving student outcomes.

Executive Summary

Monthly staffing reports offer valuable insights into employee turnover trends, which can indicate potential issues related to employee engagement or job satisfaction. As such, these reports are critical tools for managing a successful workforce.

Contact Person

Brandon Reyes

Enclosure

Staffing Update & Personnel Appointments, Resignations & Retirements

**Personnel Recommended for Appointment
Administration**

<u>Name</u>	<u>Effective Date of Contract</u>	<u>Degree(s)</u>	<u>College/University</u>	<u>Experience</u>	<u>Assignment</u>
COVARRUBIAS, PEDRO	09/06/2023	MA	UNIVERSITY OF TX AT ARLINGTON	9	ASSISTANT PRINCIPAL/DE ZAVALA EL

**Personnel Recommended for Appointment
District Central Office**

Name	Effective Date of Contract	Degree(s)	College/University	Experience	Assignment
GARZA, ELIZABETH	09/01/2023	MA	UNIVERSITY OF PERMIAN BASIN	14	DIRECTOR/ADMIN

The Following Administration Resignation Notices Have Been Accepted:

Name	Effective Date of Contract	Degree(s)	Reason	Experience	Assignment
PERKINS, MELISSA	09/29/2023	MA	FAMILY OBLIGATIONS	17	ASSISTANT PRINCIPAL/LEGACY FR HS

The Following Non-Administration Notices Have Been Accepted:

Name	Effective Date of Contract	Degree(s)	College/University	Experience	Assignment
NA					

The Following Administration Retirement Notices Have Been Accepted:

Name	Effective Date of Contract	Degree(s)	College/University	Experience	Assignment
NA					

The Following Non-Administration Retirement Notices Have Been Accepted:

Name	Effective Date of Contract	Degree(s)	College/University	Experience	Assignment
NA					



STAFFING UPDATE

October 2023

District Resignation/Retirement data as of September 30, 2023

*Resignation/retirement notices from certified, contract and professional staff members.

	Jul	Aug	Sep	Oct	Nov	Dec	Jan	Feb	Mar	Apr	May	Jun	Total
2022-23	1	27	20	15	22	30	10	11	18	6	208	31	398
2023-24	2	0	1										

Top Separation Reasons:

- Family Obligations

Vacancy and Hiring Data for September 2023

Teacher fill rate as of September 30th: 96% (null)

Bus driver fill rate as of September 30th: 93% (6% increase)

Upcoming Recruiting Events

October 4, 2023: Texas Tech University

October 19, 2023: Sul Ross University

15. Adjourn

* Denotes an agenda item that correlates to the board goals.

If, during the course of the meeting, discussion of any item on the agenda should be held in a closed meeting, the Board will conduct a closed meeting in accordance with the Texas Open Meetings Act, Government Code, Chapter 551, Subchapters D and E. Before any closed meeting is convened, the presiding officer will publicly identify the section or sections of the Act authorizing the closed meeting. All final votes, actions, or decisions will be taken in open meeting.

The notice for this meeting was posted in compliance with the Texas Open Meetings Act on _____.