February Regular Meeting
Monday, February 10, 2025 6:00 PM
Administration Center

1. Call Meeting to Order - This regular meeting of the Plattsmouth Community Schools Board of Education is called to order on Monday, February 10, 2025, at 6:00 PM in the Plattsmouth Community Schools Administration Center Boardroom at 1912 Old Hwy. 34, Plattsmouth, NE.

2. Acknowledge Open Meetings Law posted on the wall in the boardroom.

3. Publication of Meeting - Notice of the meeting was published in the February 7, 2025 edition of The Daily Record and posted in the display case outside the administration center, at the Plattsmouth location of the U.S. Postal Service, and on the district website at www.pcsd.org.

4. Pledge of Allegiance

5. Roll Call: Foster, Gradoville, Harvey, Miller Pearson, Muller, Shuey, Timm, Winters, Woracek

6. Motion to excuse absences

7. Board Appointment

    7.1. Appoint the Board's Head Start Representative.

8. Consent Agenda

    8.1. Agenda

    8.2. Minutes of the January Regular Meeting and the January Committee on American Civics Open Meeting

    8.3. Treasurer's Report

    8.4. Review of the Control Budget

    8.5. Claim and transfer in the amount of: $515,070.27
    Prepaids: $12,762.12

    8.6. The administration recommends that early childhood teacher Kenzie Hageman be released from her contract effective at the end of the 2024-2025 contract year.

8.7. The administration recommends that elementary teacher Brooke Latos be released from her contract effective at the end of the 2024-2025 contract year.

8.8. The administration recommends that high school principal Todd Halvorsen be released from his contract effective at the end of the 2024-2025 contract year.

9. Public Forum: Reception of Delegates - For all meetings of the Board, individual speakers shall have up to 3 minutes to address the Board, and the Board shall hear up to 30 cumulative minutes of public comment. The Board may vote to modify these time limits when the Board deems appropriate. The President may implement other reasonable requirements for public comment consistent with the Open Meetings Act.

   While the public forum is an opportunity for members of the public to speak during the meeting, there will not be back-and-forth discussions between members of the public and Board of Education members.

10. MS Presentation

11. Operations Committee report

12. Finance Committee Report

13. Committee on American Civics Report

14. Negotiations Committee Report

15. Recess (approximately 5-10 minutes) at the discretion of the President

16. Celebrations of Excellence

    16.1. Congratulations to PHS Band Director Mr. Hunter Holoubek for earning the Jack R. Snider Young Band Director Award from the Nebraska State Bandmasters Association (NSBA).

    NSBA members who are in their third through seventh years of teaching are eligible to be honored based on their contributions as band directors in the State of Nebraska. Mr. Holoubek will be honored at the NSBA Awards Banquet in March 2025.

    16.2. Plattsmouth FCCLA:
    -Michael Guthner advanced to the Culinary Arts Competition after the preliminary knowledge test round. He will compete in April at the State STAR Competition.

    -Kaitlynn Moss was selected as a finalist for the 2025-2026 State Peer Officer

Team.

16.3. PHS Band and Choir:

Midlands Honor Choir:

Select Ensemble:

Sophia Alldredge
Lilyanna Guthner
Lauren Albers
Ava Thornton

Festival Choir:

Lucy Alldrede
Elizabeth Sanchez
Zane Pedersen

Trailblazer Honor Choir:

LilyAnna Guthner - Soloist
Ava Thornton
Zane Pedersen
Gavin Bachman
Karlie Gunter
Lucy Alldredge
Jaxon Sharp
Skylur Murray
Molly Vaughn
Rutheleen Reidel
Peyton Onik
Gregory Hampshire

All-State Choir:

Lilyanna Guthner - Soloist
Ava Thornton

Doane Honor Choir

Ava Thornton
Gavin Bachman
Gregory Hampshire
Jaxon Sharp
Lucy Alldredge
Skyllur Murray
Zane Pedersen

Wesleyan Honor Choir:

Ava Thornton
Elizabeth Sanchez
Gavin Bachman
Gregory Hampshire
Zane Pedersen

16.4. MS Band and Choir:

Trailblazer Honor Choir (November 12, 2024) at Ralston High School
Reagan Thomas
Jayess Weirauch
Jemma Weirauch
Claire Lawson
Charlotte Boehm
Gryffen Hampshire
Greyson Hampshire
Everly Hiner
Tessa Dacey
Gabe Mitchell-Grogan
Jaycee Watson

Nebraska Middle School Honor Choir (January 17, 2025) Omaha NE
Jayess Weirauch
Gabe Mitchell-Grogan
Everly Hiner
Gryffen Hampshire
Claire Lawson
Reagan Thomas

Trailblazer Conference Honor Band (Monday, January 20, 2025) at Platteview High School:
Everly Hiner
Cecelia Henrichs
Aleah Burton
Gabe Mitchell-Grogan
Mia Fortis
Aaliyah Terrazas
Charlotte Boehm
William Alldredge
Reagan Thomas
Gryffen Hampshire
Jaxon Jones

Wayne State Festival of Honor Bands (Saturday, January 25) at Wayne State College:
Everly Hiner
Aleah Burton
Gabe Mitchell-Grogan
Tessa Dacey
Cecilia Chang
Reagan Thomas

Gryffen Hampshire

Iowa Western Honor Band Festival (Monday, January 27) at Iowa Western Community College:
Everly Hiner
Gabe Mitchell-Grogan
Aleah Burton
Aaliyah Terrazas
Charlotte Boehm
Reagan Thomas
Gryffen Hampshire

17. Administration Reports

    17.1. Superintendent's Report

    17.2. High School Principal's Report

    17.3. Middle School Principal's Report

    17.4. Elementary Principal's Report

    17.5. Early Childhood/Head Start Report

    17.6. Special Education Report

18. Action Items

    18.1. Discuss, consider, and take all action to approve the final reading of Policy Series 1000 Community Relations (Operations Committee).

    18.2. Discuss, consider, and take all action to approve the second reading of Policy Series 4000 Personnel (Finance Committee).

    18.3. Discuss, consider, and take all action to approve the first reading of Policy Series 8000 Internal Board Policies (Operations Committee).

    18.4. Discuss, consider, and take all action to approve a DECA trip to the International Career Development Conference and Competition from April 25-30, 2025, in Orlando, FL.

    18.5. Discuss, consider, and take all action to approve an HS Baseball trip request to St. Joseph, MO, on April 11-12, 2025.

18.6. Discuss, consider, and take all action to approve the sale of the screw compressor in the Career and Technical Education (CTE) building.

18.7. Discuss, consider, and take all action to approve the annual report, strategic goals, and the two coordinated approaches for the Early Childhood Center.

18.8. Discuss, consider, and take all action to approve the closure of the school district's Cobalt Credit Union depreciation account.

18.9. Discuss, consider, and take all action to approve a Visual Arts program-level curriculum change proposal.

18.10. Discuss, consider, and take all action to approve a proposal from Musco Sports Lighting, LLC to replace the stadium lights on the football field at Plattsmouth High School for $199,000.

18.11. Discuss, consider, and take all action to adopt and approve an inter-fund borrowing resolution for the purpose of loaning school district funds to the depreciation fund.

18.12. Discuss, consider, and take all action authorizing the superintendent to sell two vehicles as listed below.
1. 1992 Ford F-250 4X4 Pickup Truck with a 5.8 liter engine
2. 2008 Ford F-150 4X4 Pickup Truck with a 5.4 liter engine

19. Announcements

19.1. Next meeting: 6:00 PM on Mon., Mar. 17, 2025

19.2. Nebraska Association of School Boards (NASB) Finance Workshops (see the attached flyer)

Tue., Mar. 11 (Crete) - Registration at 4:00 PM. Workshop at 4:30 PM.

Thu., Mar. 27 (Kearney) - Registration at 10:00 AM. Workshop at 10:30 AM.

20. ADJOURNMENT

21. *Closed Session: If, during the course of the meeting, discussion of any items on the agenda should be held in a closed meeting, the board will conduct a closed meeting in accordance with the Nebraska Open Meeting Act.

22. *Sequence of Agenda: The sequence of the agenda topics is subject to change at the discretion of the board.

January Regular Meeting
Monday, January 13, 2025 6:00 PM
Plattsmouth Community Schools
Administration Center

**Subject to approval at the next regularly scheduled Board meeting.*

1. Call Meeting to Order - This regular meeting of the Plattsmouth Community Schools Board of Education is called to order on Monday, January 13, 2025, at 6:00 PM in the Plattsmouth Community Schools Administration Center Boardroom at 1912 Old Hwy. 34, Plattsmouth, NE.

The meeting was called to order at 6:00 PM

2. Acknowledge Open Meetings Law posted on the wall in the boardroom.

3. Publication of Meeting - Notice of the meeting was published in the January 8, 2025 edition of The Daily Record and posted in the display case outside the administration center, at the Plattsmouth location of the U.S. Postal Service, and on the district website at www.pcsd.org.

4. Pledge of Allegiance

5. Oath of Office (all Board members elected in Nov. 2024)

6. Roll Call: Foster, Harvey, Muller, Shuey, Winters, Gradoville, Miller Pearson, Timm, Woracek

6.1. Motion to excuse absences

Muller absent-excused.

7. Board Conflict of Interest Form (All Board members)

8. Election of Officers

8.1. Appointment of Election Steward.

Dr. Hasty appointed Election Steward.

8.2. Nominations, voting, and designation of President.

DRAFT

Brian Harvey is appointed President for 2025. Motion by Winters and second by Gradoville. **Motion passed 8-0.**

8.3. Nominations, voting, and designation of Vice President.

Ken Winters is appointed Vice President for 2025. Nomination by Foster. **Motion passed 8-0.**

8.4. Nominations, voting, and designation of Secretary.

Joe Woracek is appointed Secretary for 2025. Nomination by Foster. **Motion passed 8-0.**

8.5. Nominations, voting, and designation of Treasurer.

Amanda Timm is appointed Treasurer for 2025. Nomination by Shuey. **Motion passed 8-0.**

9. Board Designations and Appointments

9.1. Designate Superintendent Dr. Richard E. Hasty as the District Representative for all Federal and State Programs, including Head Start.

Motion by Winters and second by Foster. **Motion passed 8-0.**

9.2. Appoint Chris Hudson as Board Treasurer's Designee.

Motion by Winters and second by Foster. **Motion passed 8-0.**

9.3. Appoint Emily Morlan as the Board Secretary's Designee.

Motion by Winters and second by Foster. **Motion passed 8-0.**

9.4. Appoint the law firm of Perry, Guthery, Haase and Gessford as the District's Legal Counsel.

Motion by Winters and second by Foster. **Motion passed 8-0.**

9.5. Appoint the Board's representative on the Plattsmouth Education Foundation's (PEF) Board of Directors.

DRAFT

Motion to approve Max Muller. Motion by Shuey and seconded by Foster. **Motion passed 8-0.**

9.6. Appoint the Board's Head Start Representative.

Jeremy Shuey appointed Head Start Representative for 2025. **Motion passed 8-0.**

9.7. Appoint the Board's Schools Taking Action for Nebraska Children's Education (STANCE) Representative.

Keri Gradoville appointed STANCE Representative for 2025. **Motion passed 8-0.**

9.8. Appoint the Board's Liaison to the Nebraska Association of School Boards (NASB) for Governmental Relations.

Ken Winters appointed NASB Representative for 2025. **Motion passed 8-0.**

9.9. Designate The Daily Record as the district's primary newspaper of record for legal notices.

Motion by Winters and second by Foster. **Motion passed 8-0.**

9.10. Designate Citizens State Bank, Cobalt Credit Union, and the First State Bank as the district's primary financial depositories.

Motion by Foster and second by Gradoville. **Motion passed 8-0.**

10. Consent Agenda

Motion to approve the Consent Agenda. Motion by Foster and second by Miller Pearson. **Motion passed 8-0.**

10.1. Agenda

10.2. Minutes

10.2.1. Minutes of the December Regular Meeting

10.3. Treasurer's Report

DRAFT

10.4. Review of the Control Budget

10.5. Claim and Transfer in the amount of $594,063.50
Prepaids $8,483.41

10.6. The administration recommends the hiring of Shannon Honold as our elementary school principal beginning July 1, 2025.

11. Public Forum: Reception of Delegates - For all meetings of the Board, individual speakers shall have up to 3 minutes to address the Board, and the Board shall hear up to 30 cumulative minutes of public comment. The Board may vote to modify these time limits when the Board deems appropriate. The President may implement other reasonable requirements for public comment consistent with the Open Meetings Act.

While the public forum is an opportunity for members of the public to speak during the meeting, there will not be back-and-forth discussions between members of the public and Board of Education members.

No one addressed the board.

12. Middle School Report

No Middle School Report given this month.

13. Operations Committee Report

Winters provided an update regarding the recent committee meeting.

14. Finance Committee Report

No meeting was held to update on.

15. Committee on American Civics Report

Shuey provided an update regarding the recent committee meeting.

16. Negotiations Committee Report

Winters provided an update regarding the Negotiations Committee.

DRAFT

17. Recess (approximately 5-10 minutes) at the discretion of the President

No recess was called.

18. Celebrations of Excellence

18.1. Congratulations to Henry Loontjer, who plans to continue his academic and baseball career at Simpson College.

18.2. Congratulations to Riley Pletka, who plans to pursue her academic and rowing career at Kansas State.

18.3. Congratulations to Julia Sweeney, who plans to continue her academic and soccer career at Midland University.

18.4. Congratulations to Stella Campin, who plans to continue her academic and softball career at Nebraska Wesleyan.

18.5. Congratulations to Henry Loontjer, Levi Walker, and Wesley Vick for earning Honorable Mention recognition for 2024 Nebraska Class B Football.

18.6. Congratulations to Levi Walker who earned 7th place for rushing statewide in 2024 Class B football with 1011 yards.

18.7. In December, PCS was awarded the Nebraska Department of Education's Diamond level badge for school safety. This is the highest level of recognition through this program. Thank you to our PCS Safety Team, which supports our faculty and staff members who helped us earn this recognition!

The "Place School Safety First" badge recognition from the Nebraska Department of Education identifies Nebraska schools that are meeting the highest standards of safety and security. Schools can earn Diamond, Gold, or Silver badges, highlighting their commitment to ensuring the safety and security of students, staff, and visitors. Effective learning can only take place in a safe environment, and this recognition reassures communities that their schools are actively fulfilling the four pillars of safety: prevention, preparedness, response, and recovery. By earning this badge, schools demonstrate their dedication to "Place School Safety First!"

This is our third safety award that we received in less than one month from late November to mid December for our school safety at PCS, including our safety plan in a format provided and approved by the Nebraska Department of Education. As previously noted, we also earned the 2023-2024 SafeSchools Award, and we were placed on a short list of schools and educational service units that were identified with the Safety Honor

DRAFT

Roll from the Nebraska Association of Schools Boards (NASB) All Lines Interlocal Cooperative Aggregate Pool (ALICAP). Kudos to our PCS Safety Team and our faculty and staff members who helped PCS earn all three (3) of these state-wide safety awards.

18.8. Congratulations to our Plattsmouth High School Air Force Junior ROTC Unit NE-951 for earning an Exceeds Standards rating on their recent formal Unit Assessment. This is the highest assessment rating.

18.9. Congratulations to our students who earned Fall 2024 Nebraska School Activities Association (NSAA) and Nebraska Chiropractic Physicians Association (NCPA) Academic All-State recognition, as noted below.
Boys Cross-Country - Hunter Mazzulla and Alden McKnight
Girls Cross-Country - Symantha Cherek and Jolie Dix
Football - Louis Ingram and Rylee Johnson
Girls Golf - Gracelynn McDonnell and Mila Wehrbein
Softball - Alexis Gregerson and Claire Laney
Volleyball - Reygen Beckwith and Riley Pletka

18.10. Public School Proud - Plattsmouth High School Video

19. Administrative Reports

19.1. Superintendent's Report

19.2. High School Principal's Report

19.3. Middle School Principal's Report

19.4. Elementary Principal's Report

19.5. Early Childhood/Head Start Report

19.6. Special Education Report

19.7. Instructional Services Report

20. Action Items

20.1. Discuss, consider, and take all action to approve the second reading of Policy Series 1000 Community Relations (Operations Committee).

Motion by Winters and seconded by Foster. **Motion passed 8-0.**

20.2. Discuss, consider, and take all action to approve the final reading of Policy Series 2000 Administration (Finance Committee).

DRAFT

Motion by Foster and seconded by Shuey. **Motion passed 8-0.**

20.3. Discuss, consider, and take all action to approve the first reading of Policy Series 4000 Personnel (Finance Committee).

Motion by Foster and seconded by Shuey. **Motion passed 8-0.**

20.4. Discuss, consider, and take all action to approve the final reading of Policy 8272 Code of Ethics.

Motion by Winters and seconded by Foster. **Motion passed 8-0.**

20.5. Discuss, consider, and take all action to approve the contract for Supplemental Services Driver's Education for the 2024-2025 school year.

Motion by Foster and seconded by Miller Pearson. **Motion passed 8-0.**

20.6. Discuss, consider, and take all action authorizing the superintendent to sell/dispose of old cafeteria tables and a basketball shooting machine.

Motion by Winters and seconded by Shuey. **Motion passed 8-0.**

20.7. Discuss, consider, and take all action to approve a trip request for the PHS Cheer Squad to attend the UCA Cheer Camp in Kansas City, KS from June 16, 2025, to June 19, 2025.

Motion by Foster and seconded by Shuey. **Motion passed 8-0.**

20.8. Discuss, consider, and take all action to approve a first-grade trip to Iowa Western Community College in Council Bluffs, IA on Mar. 4, 2025.

Motion by Miller Pearson and seconded by Gradoville. **Motion passed 8-0.**

20.9. Discuss, consider, and take all action to approve moving the March Board of Education meeting from Mar. 10 to Mar. 17.

Motion by Winters and seconded by Foster. **Motion passed 8-0.**

20.10. Discuss, consider, and take all action to approve the updated Eligibility, Recruitment, Selection, Enrollment and Attendance (ERSEA) procedures.

Motion by Foster and seconded by Winters. **Motion passed 8-0.**

21. Announcements

DRAFT

21.1. Next meeting: 6:00 PM on Mon., Feb. 10, 2025

22. Adjournment

Motion to adjourn at 7:10 PM**. Passed 8-0** with a motion by Miller Pearson and a second by Timm.

23. *Closed Session: If, during the course of the meeting, discussion of any item on the agenda should be held in a closed meeting, the board will conduct a closed meeting in accordance with the Nebraska Open Meeting Act.

24. *Sequence of Agenda: The sequence of the agenda topics is subject to change at the discretion of the board.

_____

Chairperson

_____

Superintendent

DRAFT

Committee on American Civics –
Open Meeting
Thu., Jan. 9, 2025 5:00 PM
PCS Administration Center Board Room
1912 Old Hwy. 34
Plattsmouth, NE 68048

1. Call Meeting to Order - This Committee on American Civics meeting of the Plattsmouth Community Schools Board of Education is called to order on Jan. 9, 2025 at 5:03 PM in the Plattsmouth Community Schools Administration Center Boardroom at 1912 Old Hwy. 34, Plattsmouth, NE.
Chair Shuey

2. Acknowledge Open Meetings Law posted on the wall in the boardroom.
Chair Shuey

3. Publication of Meeting - Notice of the meeting was published in the Dec. 20, 2024 edition of The Daily Record, posted in the display case outside the administration center, at the Plattsmouth location of the U.S. Postal Service, and on the district website at www.pcsd.org.
Chair Shuey

4. Pledge of Allegiance
Chair Shuey led the Pledge of Allegiance.

5. Roll Call: Muller, Shuey, Woracek
Shuey and Woracek were present. Muller was excused due to his absence that was approved by our Board of Education at the Dec. 9, 2024 Board of Education meeting.

6. 3. Discuss and review the social studies curriculum to ensure alignment with the Nebraska Department of Education standards and LB 399.
Dr. Larson discussed alignment of the social studies curriculum.

6.1. Chair Shuey opened the hearing for public input at 5:07 PM.

6.2. Chair Shuey closed the hearing at 5:09 PM.

7. Adjournment. Chair Shuey adjourned the meeting at 5:10 PM.

_____ _____

Chairperson Superintendent

DRAFT

Edward Jones
MAKING SENSE OF INVESTING

Portfolio for Cass County School District #1

Financial Advisor Michael A. Schuldt, 402-296-6025
11507 S 42ND St Suite 108, Bellevue, NE 68123

Statement Period Jan 1 - Jan 31, 2025

CASS COUNTY SCHOOL DISTRICT #1
1912 OLD HIGHWAY 34
PLATTSMOUTH NE 68048-5676

Securely share your tax forms with your tax preparer

With Online Access, you can conveniently share your Edward Jones tax forms electronically with a third party, such as your tax professional. Simply sign in, indicate the tax forms to share from the Documents screen and click "Send to Third Party." Your Edward Jones team can also share your tax forms at your instruction using the same secure electronic system. To learn more, contact your Edward Jones office.

Easily access your tax forms

You can view, print and download your Edward Jones tax forms in Online Access. Ask your Edward Jones team for details. Consolidated 1099 Tax Statements labeled "Figures Not Final" can be viewed and printed but not imported or downloaded. All forms will be finalized and available for download by March 15.

Portfolio Summary

Total Portfolio Value

$1,260,470.97

1 Month Ago	$1,234,208.66
1 Year Ago	$1,189,522.67
3 Years Ago	$1,322,173.84
5 Years Ago	$1,244,068.86

Overview of Accounts

Accounts	Account Holder	Account Number	Value 1 Year Ago	Current Value
Association Account Select	Cass County School District #1	693-12506-1-4	$32,338.24	$35,450.85
Association Account Advisory Solutions Fund Model	Cass County School District #1	693-19740-1-5	$1,157,184.43	$1,225,020.12
Total Accounts			**$1,189,522.67**	**$1,260,470.97**

Although account information is provided on this page, it does not guarantee an actual statement was produced. Refer to your account statement for the exact registration and more specific details regarding each account.

Important disclosures; such as Statement of Financial Condition, Conditions that Govern Your Account, Account Safety, Errors, Complaints, Withholding, Free Credit Balance, Fair Market Value or Terminology; relating to your account(s) are available on the last page of this package or at www.edwardjones.com/statementdisclosures.

Cass County School District #1

Do you receive our newsletter?

Where's the market heading? How can I prepare for the unexpected? What will retirement look like for me? Our monthly newsletter helps answer these questions, keeping you informed about investing topics most relevant to your goals. Visit edwardjones.com/newsletter to read the latest articles, and ask your local branch team to sign you up to receive our Perspective newsletter in your email inbox every month.

Association - Advisory Solutions Fund Model

Portfolio Objective - Account: Balanced Growth and Income

For more information about the Advisory Solutions program go to www.edwardjones.com/advisorybrochures.

Account Value

$1,225,020.12

1 Month Ago	$1,199,721.94
1 Year Ago	$1,157,184.43
3 Years Ago	$1,276,327.87
5 Years Ago	$1,205,106.45

Value of Your Account (in 000s)

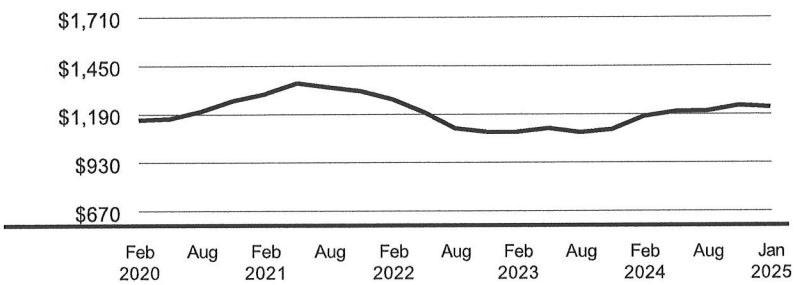

Value Summary

	This Period	This Year
Beginning Value	$1,199,721.94	$1,199,721.94
Assets Added to Account	0.00	0.00
Assets Withdrawn from Account	0.00	0.00
Fees and Charges	-921.07	-921.07
Change In Value	26,219.25	26,219.25
Ending Value	**$1,225,020.12**	

For more information regarding the Value Summary section, please visit www.edwardjones.com/mystatementguide .

Rate of Return

	This Quarter	Year to Date	Last 12 Months	3 Years Annualized	5 Years Annualized
Your Personal Rate of Return for Assets Held at Edward Jones	**2.11%**	**2.11%**	**11.35%**	**2.77%**	**5.02%**
Performance Benchmarks					

Diversification by Investment Category

Portfolio Objective: Balanced Growth & Income

Michael A Schuldt
Financial Advisor

Prepared for: WILEY SCHOLARSHIP FUND – COMBINED ACCTS
Saving for SCHOLARSHIPS

February 1, 2025

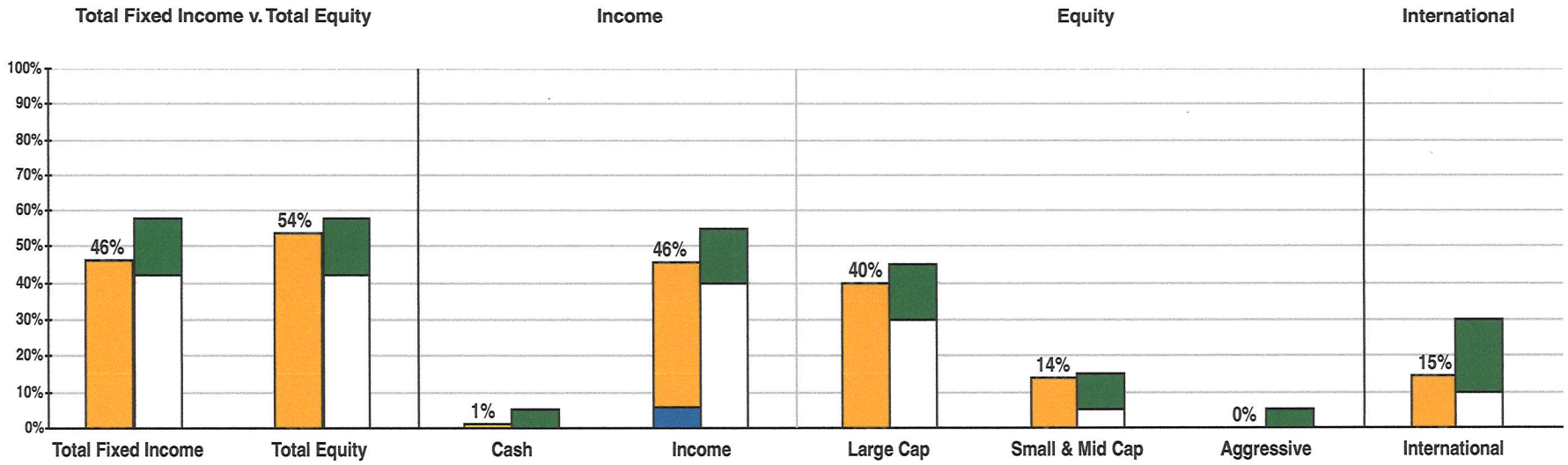

Investment Category	Value	Actual	Suggested Range	Recommended Target
Fixed Income				
Cash	$10,866	0.89%	0–5%	Middle
Income	$558,128	45.56%	40–55%	Low
Total Fixed Income	$568,994	46.45%	42–58%	Low
Equity				
Large Cap	$488,600	39.89%	30–45%	Middle
Small & Mid Cap	$167,426	13.67%	5–15%	High
Aggressive	$0	0.00%	0–5%	Middle
Total Equity	$656,026	53.55%	42–58%	High
Portfolio Total	**$1,225,020**			
International	$178,030	14.53%	10–30%	Middle
Aggressive Income (included in Income)	$72,193	5.89%	0–15%	Middle

The Suggested Range reflects the Edward Jones Investment Policy Committee's recommended weightings for each investment category based on your Portfolio Objective. To take advantage of timely market opportunities and risks, we also recommend specific Targets within those Suggested Ranges.

Performance Summary

Portfolio Objective: Balanced Growth & Income

Michael A Schuldt
Financial Advisor

Prepared for: WILEY SCHOLARSHIP FUND – COMBINED ACCTS
Saving for SCHOLARSHIPS

February 1, 2025

This summary details the value of your account(s) at Edward Jones. It excludes information about assets held by a vendor outside of Edward Jones.

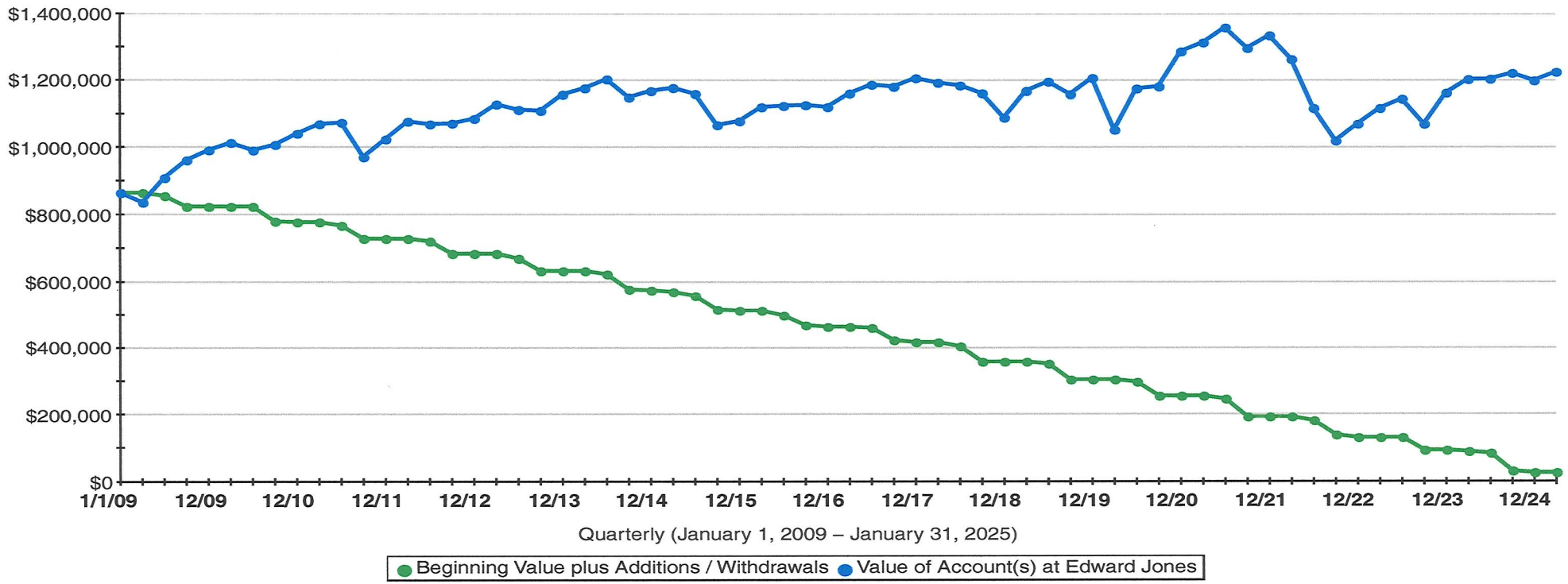

Value of Account(s) at Edward Jones	2022	2023	2024	2025	Since 01–Jan–2009
Beginning Value	$1,335,333.57	$1,070,466.76	$1,163,242.84	$1,199,720.22	$864,350.66
Amount Added / Withdrawn	($62,400.00)	($37,800.00)	($66,064.79)	$0.00	($838,845.72)
Return in $	($202,466.81)	$130,576.08	$102,542.17	$25,299.90	$1,199,515.19
Ending Value	**$1,070,466.76**	**$1,163,242.84**	**$1,199,720.22**	**$1,225,020.12**	**$1,225,020.12**
					Annualized Return
Your Personal Rate of Return as of Jan 31, 2025	–15.48%	12.38%	9.05%	2.11%	7.50%

Please refer to "Putting Your Performance into Perspective" for Important Information.

20250202 033040 RSBJM5M6 404P 000000299102355 L

Vanguard Personal Investor

877-662-7447

We've recently made changes to our statements. You may notice that some information previously included no longer appears on your statement. For the most up-to-date information and status of your account, visit Vanguard.com or download our mobile app.

Vanguard®

Do Not Use For Account Transactions
PO BOX 3009
MONROE, WI 53566-8309

PLATTSMOUTH COMMUNITY SCHOOL
1912 OLD HIGHWAY 34
PLATTSMOUTH NE 68048-5676

Assets listed in this statement are held by Vanguard Brokerage Services® (VBS), a division of Vanguard Marketing Corporation (VMC), member FINRA and SIPC. Summary data are provided solely as a service and are for informational purposes only.

Vanguard®

Vanguard Personal Investor

877-662-7447

20250202 033040 RSBJM5M6 404P 000000299102355 L

Statement overview

$1,310,623.34

Total value of all accounts as of January 31, 2025

Accounts	Value on 12/31/2024	Value on 01/31/2025
Plattsmouth Community School		
Organization brokerage account	**$1,265,651.76**	**$1,310,623.34**

Asset mix

		Value on 01/31/2025
95.8%	Stocks	$1,255,352.65
0.0%	Fixed Income	0.00
4.2%	Short-term reserves	55,270.69
0.0%	Other	0.00
		$1,310,623.34

Your percentages are based on your holdings as of the prior month-end. Recalculated values are included. See Disclosures for more information.

20250202 033040 RSBJM5M6 404P 000000299102355 L

Account overview

$1,310,623.34

Total account value as of January 31, 2025

Year-to-date income

Taxable income	$724.97
Nontaxable income	0.00
Total	**$724.97**

Balances and holdings for Vanguard Brokerage Account—XXXX6980

Your securities are held in your cash account, unless otherwise noted. This section only shows securities that were held in the account at the end of the time period indicated.

Sweep program

Name	Quantity	Price on 01/31/2025	Balance on 12/31/2024	Balance on 01/31/2025
VANGUARD FEDERAL MONEY MARKET FUND 7-day SEC Yield: 4.29%	55,270.6900	$1.00	$55,070.35	$55,270.69
Total Sweep Balance			**$55,070.35**	**$55,270.69**

ETFs

Symbol	Name	Quantity	Price on 01/31/2025	Balance on 12/31/2024	Balance on 01/31/2025
AMLP	ALPS ALERIAN MLP ETF	3,696.5044	$51.5700	$178,023.65	$190,628.73

20250202 033040 RSBJMEM6 404P 000000299102355 L

Balances and holdings for Vanguard Brokerage Account—XXXX6980 continued

ETFs continued

Symbol	Name	Quantity	Price on 01/31/2025	Balance on 12/31/2024	Balance on 01/31/2025
SDY	SPDR SERIES TRUST S&P DIVIDEND ETF	873.7340	134.5400	115,420.26	117,552.17
				$293,443.91	**$308,180.90**

Stocks

Symbol	Name	Quantity	Price on 01/31/2025	Balance on 12/31/2024	Balance on 01/31/2025
ASML	ASML HOLDING NV NY REGISTRY SHS NEW 2012	205.5840	$739.3100	$142,486.15	$151,990.30
BX	BLACKSTONE INC	4,216.7460	177.1100	727,051.34	746,827.88
RHP	RYMAN HOSPITALITY PPTYS INC	461.2130	104.8400	47,600.01	48,353.57
				$917,137.50	**$947,171.75**

Account activity for Vanguard Brokerage Account—XXXX6980

This section shows transactions that have settled by January 31, 2025.

Income summary

	Dividends	Interest	Tax-exempt interest	Short-term capital gains	Long-term capital gains	Other income
January	$724.97	$0.00	$0.00	$0.00	$0.00	$0.00
Year-to-date	724.97	0.00	0.00	0.00	0.00	0.00

20250202 033040 RSBJMEM6 404P 000000299102355 L

Account activity for Vanguard Brokerage Account—XXXX6980 continued

Completed transactions

Settlement date	Trade date	Symbol	Name	Transaction type	Account type	Quantity	Price	Commissions & fees	Amount
01/15	01/15	RHP	RYMAN HOSPITALITY PPTYS INC	Dividend	-	-	-	-	$524.63
01/15	01/15	RHP	RYMAN HOSPITALITY PPTYS INC	Reinvestment	Cash	5.0120	$104.6660	-	-524.63
01/31	01/31	-	VANGUARD FEDERAL MONEY MARKET FUND	Dividend	-	-	-	-	200.34
01/31	01/31	-	VANGUARD FEDERAL MONEY MARKET FUND	Reinvestment	-	-	-	-	-200.34

If you had an adjustment to a dividend or interest payment from a previous month, the monthly amount shown under the Income Summary section of your brokerage statement may be overstated.

20250202 033040 RSBJM5M6 404P 000000299102355 L

Disclosures

For our brokerage clients

Your brokerage cash and/or securities are held in custody by Vanguard Brokerage Services, a division of Vanguard Marketing Corporation, member FINRA and SIPC. Vanguard funds not held through your Vanguard Brokerage Services (VBS) account are held by The Vanguard Group, Inc., and are not protected by SIPC.

I. General information and key terms

Advice. Vanguard Brokerage Services provides point-in-time recommendations for certain brokerage products, accounts and services, and relating to account transfers and rollovers. However, unless Vanguard Brokerage Services affirmatively states that it is making a recommendation, it is not providing a recommendation. Vanguard Brokerage Services doesn't provide tax or legal advisory services and no one associated with Vanguard Brokerage Services is authorized to render such advice.

Direct Participation Program (DPP) and Real Estate Investment Trust (REIT). DPP and REIT securities are generally illiquid. The value of the security will be different than its purchase price. Any estimated value on your statement may not be realized when you seek to liquidate the security.

Financial statement. A Vanguard Brokerage financial statement is available for your inspection at any time upon request to Vanguard Brokerage Services.

Free credit balance. Any free credit balance carried for your account represents funds payable on demand, which, although properly accounted for on Vanguard Brokerage's books of record, aren't segregated and may be used in the conduct of its business to the extent permitted by law. Your settlement fund may be liquidated upon your request and the proceeds remitted to you.

Dividend reinvestment. When reinvesting dividends of eligible stocks, ETFs, and closed-end funds, Vanguard Brokerage Services combines cash distributions from the accounts of all clients who have requested reinvestment in the same security, and then uses that combined total to purchase additional shares of the security in the open market. The new shares are divided proportionately among the clients' accounts, in whole and fractional shares rounded to three decimal places. If the total purchase can't be completed in one trade, clients will receive shares purchased at the weighted average price paid by Vanguard Brokerage Services. Participants in our free dividend reinvestment program should refer to the "Completed transactions" area of the "Account activity for Vanguard Brokerage Account" section of their Vanguard statements for details of transaction history and dates.

For dividend reinvestment of mutual funds held in your brokerage account, the instructions are provided to the fund and the "settlement date" and "trade date" on your statement will generally represent the day the transaction is entered in your account record. Call Vanguard Brokerage Services with any questions.

Reporting brokerage account discrepancies. Promptly report in writing any inaccuracies or discrepancies in your Vanguard Brokerage account (including unauthorized trading) to Vanguard Brokerage Services. Any oral communication must be confirmed in writing to further protect your rights, including your rights under the Securities Investor Protection Act.

Margin accounts. If you maintain a margin account, this is a combined statement of your general account and a special memorandum account maintained for you under Regulation T issued by the Board of Governors of the Federal Reserve System. The permanent record of the separate account as required by Regulation T is available for your inspection upon request to Vanguard Brokerage Services. All securities must be held in your margin account. Note that purchases of open-end mutual funds and Vanguard ETFs® will settle in your cash account and after 30 days be moved into your margin account.

Money market fund transactions. Vanguard Brokerage Services may elect to send a monthly statement, in lieu of an immediate confirmation, for transactions executed pursuant to a periodic plan or an investment company plan, or executed in shares of any open-end registered money market mutual fund.

Orphaned fractional share transactions. Vanguard Brokerage Services may elect to send a monthly statement, in lieu of an immediate confirmation, for transactions executed to liquidate orphaned fractional share positions. Orphaned fractional share positions are fractional share positions held without a corresponding whole share position. Liquidations of these positions are executed by Vanguard Brokerage Services on a principal basis at the previous day's closing price, and the proceeds are credited to your account. No transaction fee is charged.

Open orders. A good-till-canceled (GTC) order will remain in effect for 60 calendar days after the business day on which the order was placed. If the 60th day falls during a weekend or on a holiday, the order will be canceled on the next business day before the markets open. GTC orders are automatically entered on a "do not reduce" (DNR) basis. The limit price won't be adjusted when a stock goes "ex-dividend." Orders for securities undergoing corporate actions such as, but not limited to, stock splits, stock dividends, special cash dividends, and spin-offs may be canceled before the market opening on the ex-dividend date of the corporate action. You must maintain records of all open orders. Be sure to review your open GTC orders periodically.

20250202 033040 RSBJM5M6 404P 000000299102355 L

Option accounts. Information regarding commissions and charges related to the execution of an options transaction is provided in the transaction confirmation sent to you at the time of the transaction. These are also available upon request. You should advise us promptly of any changes in your investment objectives or financial situation.

Tax information. After year-end, Vanguard Brokerage Services is required to provide tax information to the IRS and other governmental authorities. At that time, you'll receive necessary information on the annual tax information statement; use that statement to prepare your tax filings. Note that certain types of assets typically need corrected tax forms.

Trade execution. Vanguard Brokerage Services may have acted as principal, agent, or both in the placement of trades for your account. Details are provided upon request to Vanguard Brokerage Services.

Average pricing. If average price transaction is indicated on this statement, details regarding the actual execution prices are available upon request to Vanguard Brokerage Services.

When issued. A short form of "when, as, and if issued." The term indicates a conditional transaction in a security authorized for issuance but not as yet actually issued. All "when issued" transactions are on an "if" basis, to be settled if and when the actual security is issued.

II. Portfolio holdings

The net market value of the securities in your account, including short positions, is reflected in this statement on a trade-date basis at the close of the statement period. The market prices have been obtained from quotation services that we believe to be reliable; however, we can't guarantee their accuracy. Securities for which a price isn't available are marked " — " and are omitted from the total. Prices listed reflect quotations on the statement date. Current prices are listed to help you track your account and aren't suitable for tax purposes. Account balances provided on the statement are displayed in short-form using only two decimal places.

Please logon to your account at Vanguard.com to review your account balances. Accrued interest represents interest earned but not yet received. Fund data on vanguard.com is generally updated mid-month. Depending on when you log on, there may be a difference between the asset mix shown on your statement and the data shown online. There also may be a difference between your fund's actual asset allocation and its target allocation. For more information about your fund's target allocation, go to vanguard.com.

Estimated values on statements. Vanguard Brokerage Services relies on external vendors to provide estimated, periodic valuation and market-price information for securities listed in your account statement. From time to time, this information isn't available or isn't received in time for posting to your account statement. In this case, the valuation or market price on your statement is marked "-" and the security hasn't been valued for purposes of calculating account totals. For owners of auction-rate securities: If an estimated valuation is provided on your account statement for auction-rate securities, please note that due to market illiquidity, you may not be able to sell the security at or near the estimated valuation listed on your account statement.

Asset mix for some funds recalculated by Vanguard. If the "Asset mix" section of your "Statement overview" page has a footnote that reads "Recalculated values are included," the asset allocation breakdown of particular funds within your portfolio among stocks, bonds, and short-term reserves has been calculated using long positions, margin credit or debit balances; short positions have been excluded. Certain funds employ trading strategies, such as risk hedging, short selling, and use of leverage and derivatives, that could result in significant short positions that can't be displayed using a standard asset allocation pie chart. Exclusion of these short positions may have a significant impact on the "Asset mix" pie chart. For more information about the strategies or holdings of a particular fund, see the fund's prospectus.

S&P Rating. Copyright 2021, S&P Global Market Intelligence. Reproduction of S&P Credit Ratings ("Ratings") in any form is prohibited except with the prior written permission of S&P Global Market Intelligence (together with its affiliates, "S&P Global"). S&P Global does not guarantee the accuracy, completeness, timeliness or availability of any information, including Ratings, and is not responsible for any errors or omissions (negligent or otherwise), regardless of the cause, or for the results obtained from the use of Ratings. S&P Global shall not be liable for any damages, costs, expenses, legal fees, or losses (including lost income or lost profit and opportunity costs) in connection with any use of Ratings. Ratings are statements of opinions and are not statements of fact or recommendations to purchase, hold or sell securities. They do not address the market value of securities or the suitability of securities for investment purposes, and should not be relied on as investment advice.

20250202 033040 RSBJM5M6 404P 000000299102355 L

This page left blank intentionally.

Vendor Name	Vendor Description	Amount
Checking 1		
Checking 1 Fund: 01 GENERAL		
3 ARE ONE, INC	ADVERTIZING	402.00
AA WHEEL & TRUCK SUPPLY INC	SUPPLIES	68.88
ADKINS, MEREDITH	SLP CONTRACTOR	7,412.00
AGRIVISION GROUP LLC	SERVICE/SUPPLIES	232.79
AMAZON CAPITAL SERVICES INC	SUPPLIES	6,378.57
BADGER BODY & TRUCK	EQUIPMENT	330.00
BLACKWELL, KATHRYN	MILEAGE REIMBURSEMENT	882.00
BLOOM TO GROW THERAPY SERVICES, LLC	CONTRACTED SERVICES	10,185.75
BOMGAARS	SUPPLIES	161.52
CANON FINANCIAL SERVICES, INC	COPIER LEASES	26.00
CAPITAL BUSINESS SYSTEMS INC	COPIER SUPPLIES/SERVICE	4,646.43
CITY OF PLATTSMOUTH	WATER & SEWER	1,804.50
COUNCIL BLUFFS WINNELSON	SUPPLIES	11,455.46
CRICK, RYAN	MUSIC ACCOMPANIST SERVICES	420.00
DIGGINS, JUSTIN	MILEAGE REIMBURSEMENT	722.40
DORITY, MICAH	REIMBURSEMENT	1,095.00
DRIVEWAY COMPANY, INC, THE	SERVICE	11,000.00
DUECHTING, CYNTHIA	LEP SERVICES	3,341.12
EDU HEALTHCARE, LLC	NURSE	787.60
EDUCATIONAL SERVICE UNIT #3	SERVICE	315.00
EDUCATIONAL SERVICE UNIT #6	SERVICES	135.00
ELECTRONIC SOUND, INC	SUPPLIES/SERVICE	19,731.21
EQUIPMENT UNLIMITED, INC.	SHOP VENDOR	1,268.00
FASTENAL COMPANY	SUPPLIES	4,818.02
FIBER PLATFORM LLC	EDUC VIDEO BUNDLE	627.71
FIREGUARD INC	SUPPLIES/SERVICE	1,608.10
GONZALES, VICTORIA	MILEAGE REIMBURSEMENT/BROOKE VALLEY	940.80

Vendor Name	Vendor Description	Amount
GOODWILL INDUSTRIES INC	WORK EXPERIENCE TUITION	4,250.00
HEARTLAND FAMILY SERVICE	TUITION	7,390.62
HENRY-HOBSCHEIDT MOTORS, INC	SALES/SERVICE	1,376.19
HILLER ELECTRIC COMPANY	SERVICE	1,123.88
HOME DEPOT U.S.A. D/B/A HOME DEPOT PRO	SUPPLIES	1,665.14
HY-VEE STORES	FUEL/SUPPLIES	52.84
IMPACT MANUFACTURING	SUPPLIES	76.96
INDUSTRIAL ARTS SUPPLY CO	SUPPLIES	38.28
J.W. PEPPER & SON INC	SUPPLIES	473.79
JOHANSEN, LAURA	NUTRITION SERVICES	334.80
JOHNSON HARDWARE CO	SUPPLIES	1,066.17
JUST FOR KIDS THERAPY INC	SERVICES	17,036.50
MATHESON TRI-GAS INC	SUPPLIES	137.83
MCCANDLESS STUMP REMOVAL	SERVICE	950.00
MENARDS BELLEVUE	SUPPLIES	753.40
MIDWEST PRODUCTS II LLC	SUPPLIES	1,200.00
MOSS, DONNA	SPEECH LANGUAGE SERVICES	9,031.50
MULLENAX AUTO SUPPLY	SUPPLIES	390.86
NATIONAL ASSOC FOR MUSIC EDUCATION	SUBSCRIPTION	142.00
NCECBVI	VISION SERVICES	5,500.00
NEBR ASSOC OF SCHOOL BOARDS	INSERVICE/FEES	6,221.00
NEBRASKA AIR FILTER INC	FURNACE FILTERS	279.72
OMAHA PUBLIC POWER DISTRICT	UPS/SERVICE	45.80
OMAHA WINLECTRIC CO	SUPPLIES	453.37
ONE SOURCE THE BACKGROUND CHECK COMPANY	SERVICE	480.50
PAINTIN PLACE CERAMICS	SUPPLIES	270.00
PERMITE LLC	SERVICE	500.00
PERRY, GUTHERY, HAASE & GESSFORD PC LLO	SERVICES	285.00

Vendor Name	Vendor Description	Amount
PHS FCCLA		22.00
PIONEER ATHLETICS	FIELD STRIPER	925.75
PLATTSMOUTH CHAMBER OF COMMERC	DUES	150.00
PROFESSIONAL HEATING AND AIR	SERVICE	3,520.00
PROFESSIONAL LOCK AND SAFE LLC	SERVICES	683.00
PSYCHEMEDICS CORPORATION	SERVICE/SUPPLIES	1,885.00
QUALITY SIGNS	SIGNS	345.00
RALSTON PUBLIC SCHOOLS	HEARING IMPAIRED SERVICES	8,916.12
SCHOLASTIC LIBRARY	SUPPLIES	14.99
SCHOOL SPECIALTY LLC	SUPPLIES	259.24
SHRED IT US JV LLC	SHREDDING	173.09
SPORTS FACILITY MAINTENANCE LLC	SUPPLIES/SERVICE	435.00
STA ROMANA, AMYRALENE	MILEAGE TO PARENTS	83.30
STAUB - MULLER, LACEY	MILEAGE REIMBURSEMENT	1,760.92
TEACHING STRATEGIES INC	SUPPLIES	3,400.00
TIMBER TREE SERVICE	TREE REMOVAL	4,500.00
TUMBL TRAK	PECC VENDOR	104.99
UNIPHIGOOD, LLC	SPEAKER	250.00
US BANK NA	FUEL PURCHASES	1,031.13
VERIZON WIRELESS	CELL SERVICE	528.96
VISION SERVICE PLAN INSURANCE COMPANY	EMPLOYEE BENEFIT	9.22
VOICE & DATA SYSTEMS INC	SERVICE	768.00
WARGA, STEVE	ADVERTISING	65.00
WASTE MANAGEMENT OF NEBRASKA INC	TRASH SERVICE	2,003.58
WINDSTREAM	TELEPHONE SERVICE	5,039.61
WOODRIVER ENERGY LLC	FUEL	7,702.54

Fund Total: 196,898.45

Checking 1 Fund: 06 CAFETERIA

AMAZON CAPITAL SERVICES INC	SUPPLIES	174.81

Vendor Name	Vendor Description	Amount
CONESTOGA SCHOOLS	LUNCHES	1,381.17
HILAND DAIRY FOODS COMPANY LLC	DAIRY PRODUCTS	6,303.65
IMPACT MANUFACTURING	SUPPLIES	41.50
PLATTSMOUTH HEADSTART		12,348.87
ROTELLA'S ITALIAN BAKERY INC	BREAD	1,303.52
SYSCO LINCOLN	SUPPLIES	33,337.56

Fund Total: 54,891.08

Checking 1 Fund: 12 STUDENT FEES

BLAIR COMMUNITY SCHOOLS	REGISTRATION	125.00
PAT'S PIANO SERVICE	TUNING	110.00
SCHMITT MUSIC CENTERS	SUPPLIES	75.00
WEST MUSIC COMPANY INC	SUPPLIES	263.64

Fund Total: 573.64

Checking Account Total: 252,363.17

Checking 3

Checking 3 Fund: 05 ACTIVITY FUND

AMAZON CAPITAL SERVICES INC	SUPPLIES	1,248.66
ANDERS, DENNIS	OFFICIAL	280.00
ANDERSON, MARCUS	OFFICIAL	950.00
BASHUS, BRENNEN	OFFICIAL	500.00
BECKER, BRIAN	OFFICIAL	140.00
BELLEVUE PUBLIC SCHOOLS	SERVICES	250.00
BILLINGS, PATRICIA	OFFICIAL	112.50
BLACK SQUIRREL ENTERPRISES, LLC	SERVICE	4,194.72
BROWN FLORAL & CREATIONS	FLOWERS	51.04
BROWN, JAYDEN	OFFICIAL	70.00
CONESTOGA PUBLIC SCHOOLS		80.00
COOLEY, STEVEN	OFFICIAL	775.00
COUFEL, AUSTIN	OFFICIAL	225.00
DOSTAL, JOHN	OFFICIAL	100.00
ELKHORN HIGH SCHOOL	ENTRY FEE	221.00

Vendor Name	Vendor Description	Amount
ELMWOOD MURDOCK HIGH SCHOOL	ENTRY FEE	96.00
EXTREME ORI APPAREL DBA XPA GEAR	SPORTS GEAR	1,817.41
FENTON, PHIL	OFFICIAL	150.00
FLETCHER, SHAWN	OFFICIAL	225.00
FOGARTY, KAYLA		67.50
GONZALES, BRYAN	OFFICIAL	70.00
GRANT, JOSEPH	OFFICIAL	1,634.40
HAUFF MID-AMERICA SPORTS INC	SUPPLIES	7,336.39
HAYES, TROY	OFFICIALS	200.00
HAYNES, AUSTAN	OFFICIAL	140.00
HOSPODKA, JOEL	OFFICIAL	450.00
ICENOGLE, VINCENT	OFFICIAL	70.00
JOHNSON, DARIN	OFFICIAL	100.00
JOHNSON, KADEYN	OFFICIAL	200.00
JONES T-SHIRTS, INC.	SUPPLIES	538.10
LEWIS, RYAN	OFFICIAL	100.00
LUTZ, ZACHARY	OFFICIAL	100.00
MARINKOVICH, MARCUS	OFFICIAL	280.00
MARTINEZ, PAUL A	OFFICIAL	225.00
MCKNIGHT, SAMANTHA	JUDGE	67.50
METZGER, CHAD	OFFICIAL	270.00
MILLARD SOUTH WRESTLING CLUB	REGISTRATION	675.00
NEWBURN, BRONSON	OFFICIAL	775.00
PEARSE, HARRISON	OFFICIAL	300.00
PEPSI COLA BOTTLING GROUP	POP	1,098.40
PORTER, GWENNDOLYN	OFFICIAL	200.00
RUSSELL, ISAAK	OFFICIAL	100.00
SHEDEED, CORY	OFFICIAL	775.00

Vendor Name	Vendor Description	Amount
SHOTKOSKI, KAIA	JUDGE	67.50
SKILLS USA INC	SUPPLIES	388.00
TONER, CLARK	OFFICIAL	280.00
TRAILBLAZER CONFERENCE	DUES	872.00
UNIPHIGOOD, LLC	SPEAKER	2,750.00
UNIVERSITY OF NE-OMAHA	SCHOLARSHIPS	5,000.00
WALTON, DAVE	OFFICIAL	450.00
WOLF, JACOB	OFFICIAL	100.00
WOLF, RYAN	OFFICIAL	300.00

Fund Total:	**37,466.12**
Checking Account Total:	**37,466.12**

Vendor Name	Vendor Description	Amount
Checking 1		
Checking 1 Fund: 01 GENERAL		
CANON FINANCIAL SERVICES, INC	COPIER LEASES	4,984.35
CASS COUNTY CLERK	REFUND	15.00
CHARTER COMMUNICATIONS HOLDING COMPANY LLC	SERVICE	30.44
EDUCATIONAL SERVICE UNIT #3	SERVICE	28,334.16
FIRST STUDENT INC	TRANSPORTATION	144,206.97
GONZALES, VICTORIA	MILEAGE REIMBURSEMENT/BROOKE VALLEY	731.64
GRACENOTES LLC	SUPPLIES	45.00
GRAVES, CATHERINE		1,095.00
HY-VEE STORES	FUEL/SUPPLIES	875.00
NEBR ASSOC OF SCHOOL BOARDS	INSERVICE/FEES	760.00
NEBR RURAL COMMUNITY SCHOOLS ASSOC	MEMBERSHIP	110.00
NEBRASKA PUBLIC POWER DISTRICT	ELECTRICITY	28,521.08
OMAHA CHILDREN'S MUSEUM	ADMISSION	225.00
REALLY GREAT READING COMPANY, LLC	SUPPLIES	596.00
TUMBL TRAK	PECC VENDOR	1,994.81
WASTE MANAGEMENT OF NEBRASKA INC	TRASH SERVICE	1,441.27
WITTE PHYSICAL THERAPY	SERVICES/SUPPLIES	2,458.33
YOUTH FRONTIERS INC	SPEAKER FEES/RESPECT	2,613.00
	Fund Total:	**219,037.05**
	Checking Account Total:	**219,037.05**
Checking 3		
Checking 3 Fund: 05 ACTIVITY FUND		
BECKER, BRIAN	OFFICIAL	70.00
BECKER, DAN	OFFICIAL	70.00
CASH-WA DISTRIBUTING	SUPPLIES	162.13
COLLEGE OF ST MARY	SCHOLARSHIP/FEES	300.00
DECA		220.00
EF INSTITUTE FOR CULTURAL EXCHANGE INC	REGISTRATION/FEES	313.81
FIRST STUDENT INC	TRANSPORTATION	435.56

Vendor Name	Vendor Description	Amount
HAYNES, AUSTAN	OFFICIAL	70.00
HENELY, DOUG	OFFICIAL	70.00
JOHNSON, DARIN	OFFICIAL	100.00
JOHNSTON, SEAN	OFFICIAL	200.00
JONES T-SHIRTS, INC.	SUPPLIES	1,013.56
KERKMAN, BRYCE	OFFICIAL	100.00
KOCH, KEVIN	OFFICIAL	100.00
LEWIS, RYAN	OFFICIAL	200.00
LUTZ, ZACHARY	OFFICIAL	100.00
MAHADEV HOSPITALITY LLC	HOTEL ACCOMMODATIONS	650.00
MARINKOVICH, MARCUS	OFFICIAL	140.00
NEBRASKA CITY HIGH SCHOOL	ENTRY FEE	350.00
NEWBURN, BRONSON	OFFICIAL	100.00
OMAHA SPORTS COMMISSION	COMPETITION	280.00
PEPSI COLA BOTTLING GROUP	POP	421.22
RIDDELL/ALL AMERICAN SPORTS CORP	SERVICE/SUPPLIES	77.65
SHEDEED, CORY	OFFICIAL	150.00
SWAN, JARED	OFFICIAL	210.00
WIRTH, ALAN	OFFICIAL	300.00

Fund Total: 6,203.93
Checking Account Total: 6,203.93

Vendor Name	Vendor Description	Amount		
Checking 1				
Checking 1 Fund: 01 GENERAL				
FIRST NATIONAL BANK OF OMAHA	EXPENSES	7.47		
US BANK NATIONAL ASSOCIATION	CREDIT CARD	3,899.79		
			Fund Total:	**3,907.26**
Checking 1 Fund: 06 CAFETERIA				
US BANK NATIONAL ASSOCIATION	CREDIT CARD	608.50		
			Fund Total:	**608.50**
			Checking Account Total:	**4,515.76**
Checking 3				
Checking 3 Fund: 05 ACTIVITY FUND				
FIRST NATIONAL BANK OF OMAHA	EXPENSES	20.00		
US BANK NATIONAL ASSOCIATION	CREDIT CARD	8,226.36		
			Fund Total:	**8,246.36**
			Checking Account Total:	**8,246.36**

Cash Flow Report

Fund	Cash Flow Beginning Cash	Cash Flow Revenue During Month	Cash Flow Expenses During Month	Cash Flow Ending Cash
01 GENERAL	2,780,036.45	1,777,666.45	(1,836,351.79)	2,723,220.64
02 DEPRECIATION FUND	25,947.03	1.76	0.00	25,948.79
03 EMPLOYEE BENEFITS FUND	26,405.08	5,397.33	(8,344.10)	23,458.31
05 ACTIVITY FUND	82,031.82	57,148.86	(50,788.51)	88,392.17
06 CAFETERIA	196,300.32	71,376.63	(95,719.14)	171,957.81
07 BOND FUND	354,545.11	69,485.45	0.00	424,030.56
08 SPECIAL BLDG FUND	775,297.17	1,237.40	0.00	776,534.57
09 QUALIFIED CAPITAL PURPOSE UNDERTAKING FU	455,905.51	15,726.21	0.00	471,631.72
Grand Total:	4,696,468.49	1,998,040.09	(1,991,203.54)	4,705,174.57

General Fund		FEBRUARY
Petty Cash	$	483.46
Accounts Payable	$	356,620.56
Payroll	$	938,820.66
Total of bank accounts balances	$	1,295,924.68
Plus		
Head Start bank balance	$	6,908.37
NLAF	$	1,591,631.47
RETIREMENT DIFFERENCE	$	713.93
Total	$	2,895,178.45
Less		
Cafeteria Fund	$	171,957.81
End of Month Fund Total	$	2,723,220.64

Account Number	Account Description	Revised Budget	Expended During Month	Activity	% of Budget	Balance at EOM	A/ P Outstanding	P/ O Outstanding	Unencumbered Balance
01	GENERAL								
1100	REGULAR INSTRUCTIONAL PROGRAMS								
01 1100 111 001	REGULAR SALARIES/TEACHERS	2,202,000.00	163,926.93	163,926.93	36.53	1,397,693.39	0.00	0.00	1,397,693.39
01 1100 111 003	REGULAR SALARIES/TEACHERS	1,451,735.00	102,788.25	102,788.25	34.83	946,144.37	0.00	0.00	946,144.37
01 1100 111 009	REGULAR SALARIES/TEACHERS	1,198,300.00	76,279.13	76,279.13	33.24	800,025.76	0.00	0.00	800,025.76
01 1100 112 001	REG SALARIES/INSTRUCTIONAL AIDES	25,000.00	1,499.40	1,499.40	47.90	13,026.22	0.00	0.00	13,026.22
01 1100 112 003	REG SALARIES/INSTRUCTIONAL AIDES	18,000.00	1,120.33	1,120.33	21.56	14,119.33	0.00	0.00	14,119.33
01 1100 123 001	SUBSTITUTE TEACHER SALARIES	86,000.00	15,121.55	15,121.55	106.11	(5,253.45)	0.00	0.00	(5,253.45)
01 1100 123 003	SUBSTITUTE TEACHER SALARIES	45,000.00	10,500.75	10,500.75	133.83	(15,222.40)	0.00	0.00	(15,222.40)
01 1100 123 009	SUBSTITUTE TEACHER SALARIES	61,000.00	9,613.02	9,613.02	76.83	14,134.48	0.00	0.00	14,134.48
01 1100 150 001	EXTRA STIPENDS/NON INSTRUCTIONAL	40,000.00	4,019.33	4,019.33	57.82	16,872.02	0.00	0.00	16,872.02
01 1100 150 003	EXTRA STIPENDS/NON INSTRUCTIONAL	15,500.00	989.33	989.33	69.82	4,677.67	0.00	0.00	4,677.67
01 1100 151 000	ATTENDANCE/LONGEVITY INCENTIVE	60,000.00	0.00	0.00	0.00	60,000.00	0.00	0.00	60,000.00
01 1100 151 001	ADD'L COMP TO TEACHERS/PROF STAFF	208,000.00	16,549.14	16,549.14	33.93	137,435.04	0.00	0.00	137,435.04
01 1100 151 003	ADD'L COMP TO TEACHERS/PROF STAFF	74,000.00	6,108.85	6,108.85	37.04	46,592.38	0.00	0.00	46,592.38
01 1100 151 009	ADD'L COMP TO TEACHERS/PROF STAFF	13,400.00	803.73	803.73	29.99	9,381.35	0.00	0.00	9,381.35
01 1100 211 001	GROUP INS FOR TEACHERS/PROF STAFF	20,000.00	1,492.92	1,492.92	36.76	12,648.92	0.00	0.00	12,648.92
01 1100 211 003	GROUP INS FOR TEACHERS/PROF STAFF	14,000.00	974.55	974.55	34.62	9,153.13	0.00	0.00	9,153.13
01 1100 211 009	GROUP INS FOR TEACHERS/PROF STAFF	12,000.00	742.69	742.69	32.32	8,121.63	0.00	0.00	8,121.63
01 1100 212 001	GROUP INSURANCE/INSTRUC AIDES	100.00	0.00	0.00	0.00	100.00	0.00	0.00	100.00
01 1100 220 001	SOCIAL SECURITY/NON INSTRUCTIONAL	3,000.00	307.47	307.47	58.98	1,230.71	0.00	0.00	1,230.71
01 1100 220 003	SOCIAL SECURITY/NON INSTRUCTIONAL	1,000.00	75.69	75.69	82.79	172.06	0.00	0.00	172.06
01 1100 221 000	SOCIAL SECURITY/TEACHERS	4,500.00	0.00	0.00	0.00	4,500.00	0.00	0.00	4,500.00
01 1100 221 001	SOCIAL SECURITY/TEACHERS	185,000.00	13,972.46	13,972.46	36.64	117,224.80	0.00	0.00	0.00

Account Number	Account Description	Revised Budget	Expended During Month	Activity	% of Budget	Balance at EOM	A/ P Outstanding	P/ O Outstanding	Unencumbered Balance
117,224.80									
01 1100 221 003	SOCIAL SECURITY/TEACHERS	113,000.00	8,454.43	8,454.43	36.64	71,602.28	0.00	0.00	
71,602.28									
01 1100 221 009	SOCIAL SECURITY/TEACHERS	69,000.00	5,959.95	5,959.95	45.05	37,913.73	0.00	0.00	
37,913.73									
01 1100 222 001	SS/MEDICARE TO INSTRUCTIONAL AIDES	2,000.00	114.70	114.70	45.80	1,084.02	0.00	0.00	
1,084.02									
01 1100 222 003	SS/MEDICARE TO INSTRUCTIONAL AIDES	1,200.00	85.71	85.71	24.74	903.12	0.00	0.00	
903.12									
01 1100 223 001	SS/MEDICARE FOR SUBSTITUTE TEACHERS	6,500.00	1,156.77	1,156.77	107.40	(480.86)	0.00	0.00	
(480.86)									
01 1100 223 003	SS/MEDICARE FOR SUBSTITUTE TEACHERS	3,500.00	803.32	803.32	131.62	(1,106.84)	0.00	0.00	
(1,106.84)									
01 1100 223 009	SS/MEDICARE FOR SUBSTITUTE TEACHERS	4,500.00	735.40	735.40	79.68	914.59	0.00	0.00	
914.59									
01 1100 230 001	RETIREMENT/NON INSTRUCTIONAL	0.00	18.19	18.19	0.00	(350.15)	0.00	0.00	
(350.15)									
01 1100 230 003	RETIREMENT/NON INSTRUCTIONAL	0.00	0.00	0.00	0.00	0.00	0.00	0.00	
0.00									
01 1100 231 000	RETIREMENT/TEACHERS PROF STAFF	250.00	0.00	0.00	0.00	250.00	0.00	0.00	
250.00									
01 1100 231 001	RETIREMENT/TEACHERS PROF STAFF	173,000.00	12,935.30	12,935.30	36.59	109,705.34	0.00	0.00	
109,705.34									
01 1100 231 003	RETIREMENT/TEACHERS PROF STAFF	103,000.00	7,943.33	7,943.33	37.85	64,016.49	0.00	0.00	
64,016.49									
01 1100 231 009	RETIREMENT/TEACHERS PROF STAFF	87,000.00	5,667.75	5,667.75	34.00	57,422.02	0.00	0.00	
57,422.02									
01 1100 232 001	RETIREMENT/INSTRUCTIONAL AIDES	1,700.00	110.25	110.25	51.79	819.59	0.00	0.00	
819.59									
01 1100 232 003	RETIREMENT/INSTRUCTIONAL AIDES	1,100.00	82.38	82.38	24.94	825.69	0.00	0.00	
825.69									
01 1100 233 001	RETIREMENT CONTRIB/FAC SUBS	2,100.00	542.97	542.97	166.43	(1,394.99)	0.00	0.00	
(1,394.99)									
01 1100 233 003	RETIREMENT CONTRIB/FAC SUBS	1,000.00	278.90	278.90	155.80	(558.00)	0.00	0.00	
(558.00)									
01 1100 233 009	RETIREMENT CONTRIB/FAC SUBS	500.00	400.56	400.56	415.73	(1,578.66)	0.00	0.00	
(1,578.66)									
01 1100 237 000	ADD'L RETIREMENT CONTRIBUTION	100.00	0.00	0.00	0.00	100.00	0.00	0.00	
100.00									
01 1100 237 001	ADD'L RETIREMENT CONTRIBUTION	62,000.00	4,672.63	4,672.63	37.68	38,641.40	0.00	0.00	
38,641.40									
01 1100 237 003	ADD'L RETIREMENT CONTRIBUTION	36,000.00	2,851.82	2,851.82	38.93	21,983.59	0.00	0.00	
21,983.59									
01 1100 237 009	ADD'L RETIREMENT CONTRIBUTION	31,000.00	2,083.88	2,083.88	35.07	20,129.05	0.00	0.00	

Account Number	Account Description	Revised Budget	Expended During Month	Activity	% of Budget	Balance at EOM	A/ P Outstanding	P/ O Outstanding	Unencumbered Balance
20,129.05									
01 1100 281 001	HEALTH BENEFITS FOR TEACHERS/PROF	553,000.00	45,315.98	45,315.98	39.71	333,406.21	0.00	0.00	
333,406.21									
01 1100 281 003	HEALTH BENEFITS FOR TEACHERS/PROF	410,000.00	34,524.89	34,524.89	41.64	239,275.43	0.00	0.00	
239,275.43									
01 1100 281 009	HEALTH BENEFITS FOR TEACHERS/PROF	336,000.00	28,941.36	28,941.36	44.97	184,886.02	0.00	0.00	
184,886.02									
01 1100 320 001	PROFESSIONAL EDUCATIONAL SERVICES	0.00	0.00	0.00	0.00	0.00	0.00	0.00	
0.00									
01 1100 340 001	CONTRACTED OR SECURED SERVICES	32,000.00	2,458.33	2,458.33	38.41	19,708.35	0.00	0.00	
19,708.35									
01 1100 340 003	OTHER PROFESSIONAL SERVICES	1,000.00	0.00	0.00	193.30	(933.00)	0.00	0.00	
(933.00)									
01 1100 409 001	INSTRUCTIONAL PROGRAM	0.00	0.00	0.00	0.00	0.00	0.00	0.00	
0.00									
01 1100 610 001	GENERAL SUPPLIES	45,000.00	2,471.21	2,471.21	63.13	21,320.42	0.00	4,728.96	
16,591.46									
01 1100 610 003	GENERAL SUPPLIES	22,058.00	448.90	448.90	62.58	8,253.80	0.00	0.00	
8,253.80									
01 1100 610 009	GENERAL SUPPLIES	25,000.00	109.27	109.27	48.80	13,738.78	0.00	939.43	
12,799.35									
01 1100 810 000	DUES AND FEES	0.00	0.00	0.00	0.00	0.00	0.00	0.00	
0.00									
01 1100 810 001	DUES AND FEES/ENTRY FEES	1,000.00	0.00	0.00	0.00	1,000.00	0.00	0.00	
1,000.00									
01 1100 810 003	DUES AND FEES/ENTRY FEES	4,200.00	470.00	470.00	24.52	3,170.00	0.00	0.00	
3,170.00									
01 1100 810 009	DUES AND FEES/ENTRY FEES	13,000.00	596.00	596.00	20.11	10,386.00	0.00	0.00	
10,386.00									
1100 4,852,168.44	REGULAR INSTRUCTIONAL PROGRAMS	7,878,243.00	597,119.70	597,119.70	38.54	4,847,830.83	0.00	5,668.39	
1106	SIXTH GRADE								
01 1106 409 003	OLD CODE	0.00	0.00	0.00	0.00	0.00	0.00	0.00	
0.00									
1106 SIXTH GRADE 0.00		0.00	0.00	0.00	0.00	0.00	0.00	0.00	
1125	SA FLEX FUNDING								
01 1125 111 009	SALARIES OF TEACHERS/PROF STAFF	85,000.00	6,085.55	6,085.55	36.05	54,360.41	0.00	0.00	
54,360.41									
01 1125 112 009	REG SALARIES/INSTRUCTIONAL AIDES	76,000.00	6,842.07	6,842.07	44.76	41,983.73	0.00	0.00	
41,983.73									
01 1125 211 009	GROUP INS FOR TEACHERS/PROF STAFF	1,000.00	56.61	56.61	28.31	716.95	0.00	0.00	
716.95									
01 1125 212 009	GROUP INSURANCE/INSTRUC AIDES	100.00	0.00	0.00	0.00	100.00	0.00	0.00	
100.00									
01 1125 221 009	SOCIAL SECURITY/TEACHERS	5,200.00	460.61	460.61	44.60	2,880.80	0.00	0.00	
2,880.80									
01 1125 222 009	SS/MEDICARE TO INSTRUCTIONAL AIDES	5,200.00	518.06	518.06	49.58	2,621.85	0.00	0.00	
2,621.85									

Account Number	Account Description	Revised Budget	Expended During Month	Activity	% of Budget	Balance at EOM	A/ P Outstanding	P/ O Outstanding	Unencumbered Balance
01 1125 231 009	RETIREMENT/TEACHERS PROF STAFF		5,200.00	447.46	447.46	43.32	2,947.14	0.00	0.00
2,947.14									
01 1125 232 009	RETIREMENT/INSTRUCTIONAL AIDES		5,000.00	503.09	503.09	50.02	2,498.84	0.00	0.00
2,498.84									
01 1125 237 009	ADD'L RETIREMENT CONTRIBUTION		3,600.00	326.42	326.42	45.35	1,967.43	0.00	0.00
1,967.43									
01 1125 281 009	HEALTH BENEFITS FOR TEACHERS/PROF		25,000.00	2,010.57	2,010.57	40.21	14,947.15	0.00	0.00
14,947.15									
01 1125 610 009	GENERAL SUPPLIES		0.00	0.00	0.00	0.00	0.00	0.00	0.00
0.00									
01 1125 643 000	WEB BASED SOFTWARE		0.00	0.00	0.00	0.00	0.00	0.00	0.00
0.00									
01 1125 643 009	WEB BASED SOFTWARE		0.00	0.00	0.00	0.00	0.00	0.00	0.00
0.00									
1125	SUPPORT STAFF PROFESSIONAL		211,300.00	17,250.44	17,250.44	40.83	125,024.30	0.00	0.00
1150	LIMITED ENGLISH PROFICIENCY								
01 1150 111 001	SALARIES OF TEACHERS/PROF STAFF		0.00	0.00	0.00	0.00	0.00	0.00	0.00
0.00									
01 1150 111 009	SALARIES OF TEACHERS/PROF STAFF		36,000.00	2,349.67	2,349.67	32.63	24,251.65	0.00	0.00
24,251.65									
01 1150 112 001	REG SALARIES/INSTRUCTIONAL AIDES		2,000.00	0.00	0.00	0.00	2,000.00	0.00	0.00
2,000.00									
01 1150 151 001	ADD'L COMP TO TEACHERS/PROF STAFF		0.00	0.00	0.00	0.00	0.00	0.00	0.00
0.00									
01 1150 151 003	ADD'L COMP TO TEACHERS/PROF STAFF		0.00	0.00	0.00	0.00	0.00	0.00	0.00
0.00									
01 1150 151 009	ADD'L COMP TO TEACHERS/PROF STAFF		1,500.00	0.00	0.00	0.00	1,500.00	0.00	0.00
1,500.00									
01 1150 211 001	GROUP INS FOR TEACHERS/PROF STAFF		0.00	0.00	0.00	0.00	0.00	0.00	0.00
0.00									
01 1150 211 009	GROUP INS FOR TEACHERS/PROF STAFF		400.00	21.98	21.98	27.48	290.10	0.00	0.00
290.10									
01 1150 221 001	SOCIAL SECURITY/PROF STAFF		0.00	0.00	0.00	0.00	0.00	0.00	0.00
0.00									
01 1150 221 003	SOCIAL SECURITY/PROF STAFF		0.00	0.00	0.00	0.00	0.00	0.00	0.00
0.00									
01 1150 221 009	SOCIAL SECURITY/MED PROF STAFF		3,100.00	182.98	182.98	29.51	2,185.10	0.00	0.00
2,185.10									
01 1150 222 001	SS/MEDICARE TO INSTRUCTIONAL AIDES		500.00	0.00	0.00	0.00	500.00	0.00	0.00
500.00									
01 1150 231 001	RETIREMENT/TEACHERS/PROF STAFF		0.00	0.00	0.00	0.00	0.00	0.00	0.00
0.00									
01 1150 231 003	RETIREMENT/TEACHERS PROF STAFF		0.00	0.00	0.00	0.00	0.00	0.00	0.00

Account Number	Account Description	Revised Budget	Expended During Month	Activity	% of Budget	Balance at EOM	A/ P Outstanding	P/ O Outstanding	Unencumbered Balance
0.00									
01 1150 231 009	RETIREMENT/TEACHERS PROF STAFF	2,600.00	172.77	172.77	33.23	1,736.15	0.00	0.00	
1,736.15									
01 1150 232 001	RETIREMENT/INSTRUCTIONAL AIDES	500.00	0.00	0.00	0.00	500.00	0.00	0.00	
500.00									
01 1150 237 001	ADD'L RETIREMENT CONTRIBUTION	100.00	0.00	0.00	0.00	100.00	0.00	0.00	
100.00									
01 1150 237 009	ADD'L RETIREMENT CONTRIBUTION	1,000.00	59.33	59.33	29.67	703.35	0.00	0.00	
703.35									
01 1150 281 001	HEALTH BENEFITS FOR TEACHERS/PROF	0.00	0.00	0.00	0.00	0.00	0.00	0.00	
0.00									
01 1150 281 009	HEALTH BENEFITS FOR TEACHERS/PROF	10,500.00	196.65	196.65	9.36	9,516.75	0.00	0.00	
9,516.75									
01 1150 320 000	PROFESSIONAL EDUCATIONAL SERVICES	31,000.00	2,323.52	2,323.52	51.59	15,006.72	0.00	0.00	
15,006.72									
01 1150 333 009	STAFF MILEAGE	0.00	0.00	0.00	0.00	0.00	0.00	0.00	
0.00									
01 1150 530 000	COMMUNICATIONS	0.00	0.00	0.00	0.00	0.00	0.00	0.00	
0.00									
01 1150 610 001	GENERAL SUPPLIES	300.00	0.00	0.00	4.98	300.00	0.00	14.95	
285.05									
01 1150 610 003	GENERAL SUPPLIES	100.00	0.00	0.00	164.70	100.00	0.00	164.70	
(64.70)									
01 1150 610 009	GENERAL SUPPLIES	500.00	0.00	0.00	15.99	420.05	0.00	0.00	
420.05									
01 1150 643 000	WEB BASED SOFTWARE	0.00	0.00	0.00	0.00	0.00	0.00	0.00	
0.00									
1150 LSTRTD ENGLISH PROFICIENCY		90,100.00	5,306.90	5,306.90	34.59	59,109.87	0.00	179.65	
58,930.22									
1160 POVERTY PROGRAMS									
01 1160 110 000	SALARIES OF NON INSTR EMPLOYEES	26,000.00	3,077.91	3,077.91	56.28	11,366.56	0.00	0.00	
11,366.56									
01 1160 111 000	SALARIES OF TEACHERS/PROF STAFF	0.00	0.00	0.00	0.00	0.00	0.00	0.00	
0.00									
01 1160 111 001	SALARIES OF TEACHERS/PROF STAFF	125,000.00	11,012.99	11,012.99	44.32	69,596.52	0.00	0.00	
69,596.52									
01 1160 111 003	SALARIES OF TEACHERS/PROF STAFF	150,000.00	12,885.46	12,885.46	44.18	83,735.46	0.00	0.00	
83,735.46									
01 1160 111 009	SALARIES OF TEACHERS/PROF STAFF	290,000.00	25,110.55	25,110.55	37.77	180,455.91	0.00	0.00	
180,455.91									
01 1160 112 001	REG SALARIES/INSTRUCTIONAL AIDES	10,000.00	480.14	480.14	15.99	8,401.14	0.00	0.00	
8,401.14									
01 1160 112 003	REG SALARIES/INSTRUCTIONAL AIDES	0.00	848.90	848.90	0.00	(2,132.38)	0.00	0.00	
(2,132.38)									
01 1160 112 009	REG SALARIES/INSTRUCTIONAL AIDES	25,000.00	2,139.86	2,139.86	42.25	14,438.50	0.00	0.00	

Account Number	Account Description	Revised Budget	Expended During Month	Activity	% of Budget	Balance at EOM	A/ P Outstanding	P/ O Outstanding	Unencumbered Balance
14,438.50									
01 1160 151 001	ADD'L COMP TO TEACHERS/PROF STAFF	2,800.00	367.50	367.50	95.89	115.00	0.00	0.00	
115.00									
01 1160 151 003	ADD'L COMP TO TEACHERS/PROF STAFF	500.00	0.00	0.00	0.00	500.00	0.00	0.00	
500.00									
01 1160 151 009	ADD'L COMP TO TEACHERS/PROF STAFF	500.00	0.00	0.00	348.00	(1,240.00)	0.00	0.00	
(1,240.00)									
01 1160 210 000	GROUP INS/NON INSTRUCTIONAL	150.00	24.12	24.12	54.98	67.53	0.00	0.00	
67.53									
01 1160 211 000	GROUP INS FOR TEACHERS/PROF STAFF	0.00	0.00	0.00	0.00	0.00	0.00	0.00	
0.00									
01 1160 211 001	GROUP INS FOR TEACHERS/PROF STAFF	1,500.00	85.80	85.80	28.83	1,067.59	0.00	0.00	
1,067.59									
01 1160 211 003	GROUP INS FOR TEACHERS/PROF STAFF	1,500.00	123.58	123.58	40.97	885.51	0.00	0.00	
885.51									
01 1160 211 009	GROUP INS FOR TEACHERS/PROF STAFF	2,000.00	248.90	248.90	54.43	911.46	0.00	0.00	
911.46									
01 1160 220 000	SS/MEDICARE/NON INSTR STAFF	2,100.00	237.82	237.82	54.03	965.47	0.00	0.00	
965.47									
01 1160 221 000	SS/MEDICARE TEACHERS	0.00	0.00	0.00	0.00	0.00	0.00	0.00	
0.00									
01 1160 221 001	SOCIAL SECURITY/MED/TEACHERS	10,000.00	868.89	868.89	44.35	5,564.66	0.00	0.00	
5,564.66									
01 1160 221 003	SOCIAL SECURITY/MED/TEACHERS	12,000.00	963.35	963.35	41.31	7,042.36	0.00	0.00	
7,042.36									
01 1160 221 009	SOCIAL SECURITY/MED/TEACHERS	43,000.00	1,937.32	1,937.32	20.01	34,397.28	0.00	0.00	
34,397.28									
01 1160 222 001	SS/MEDICARE TO INSTRUCTIONAL AIDES	1,000.00	36.73	36.73	12.23	877.69	0.00	0.00	
877.69									
01 1160 222 003	SS/MEDICARE TO INSTRUCTIONAL AIDES	0.00	64.95	64.95	0.00	(163.14)	0.00	0.00	
(163.14)									
01 1160 222 009	SS/MEDICARE TO INSTRUCTIONAL AIDES	2,500.00	163.70	163.70	32.32	1,692.04	0.00	0.00	
1,692.04									
01 1160 230 000	RETIREMENT/NON INSTRU STAFF	2,000.00	226.95	226.95	47.16	1,056.80	0.00	0.00	
1,056.80									
01 1160 231 000	RETIREMENT/TEACHERS PROF STAFF	0.00	0.00	0.00	0.00	0.00	0.00	0.00	
0.00									
01 1160 231 001	RETIREMENT/TEACHERS PROF STAFF	11,000.00	836.80	836.80	38.83	6,728.87	0.00	0.00	
6,728.87									
01 1160 231 003	RETIREMENT/TEACHERS PROF STAFF	12,000.00	947.44	947.44	40.60	7,127.73	0.00	0.00	
7,127.73									
01 1160 231 009	RETIREMENT/TEACHERS PROF STAFF	15,000.00	1,846.35	1,846.35	54.55	6,817.44	0.00	0.00	
6,817.44									
01 1160 232 001	RETIREMENT/INSTRUCTIONAL AIDES	1,000.00	35.30	35.30	11.76	882.44	0.00	0.00	

Account Number	Account Description	Revised Budget	Expended During Month	Activity	% of Budget	Balance at EOM	A/ P Outstanding	P/ O Outstanding	Unencumbered Balance
882.44									
01 1160 232 003	RETIREMENT/INSTRUCTIONAL AIDES	0.00	62.42	62.42		0.00	(156.79)	0.00	0.00
(156.79)									
01 1160 232 009	RETIREMENT/INSTRUCTIONAL AIDES	2,500.00	157.34	157.34		30.83	1,729.22	0.00	0.00
1,729.22									
01 1160 237 000	ADD'L RETIREMENT CONTRIBUTION	700.00	77.94	77.94		46.27	376.09	0.00	0.00
376.09									
01 1160 237 001	ADD'L RETIREMENT CONTRIBUTION	3,500.00	299.49	299.49		43.06	1,992.90	0.00	0.00
1,992.90									
01 1160 237 003	ADD'L RETIREMENT CONTRIBUTION	4,000.00	346.81	346.81		43.18	2,272.93	0.00	0.00
2,272.93									
01 1160 237 009	ADD'L RETIREMENT CONTRIBUTION	6,000.00	688.08	688.08		51.24	2,925.38	0.00	0.00
2,925.38									
01 1160 280 000	HEALTH BENEFITS/NON INSTRUCTIONAL	6,000.00	981.35	981.35		60.44	2,373.85	0.00	0.00
2,373.85									
01 1160 281 000	HEALTH BENEFITS FOR TEACHERS/PROF	0.00	0.00	0.00		0.00	0.00	0.00	0.00
0.00									
01 1160 281 001	HEALTH BENEFITS FOR TEACHERS/PROF	30,000.00	2,004.87	2,004.87		33.80	19,859.54	0.00	0.00
19,859.54									
01 1160 281 003	HEALTH BENEFITS FOR TEACHERS/PROF	45,000.00	4,569.83	4,569.83		50.52	22,265.67	0.00	0.00
22,265.67									
01 1160 281 009	HEALTH BENEFITS FOR TEACHERS/PROF	100,000.00	10,184.12	10,184.12		44.78	55,221.39	0.00	0.00
55,221.39									
01 1160 320 000	PROFESSIONAL EDUC SERVICES	0.00	0.00	0.00		0.00	(7,125.00)	0.00	60.00
(7,185.00)									
01 1160 320 001	PROFESSIONAL EDUCATIONAL SERVICES	6,000.00	0.00	0.00		0.00	6,000.00	0.00	0.00
6,000.00									
01 1160 320 003	PROFESSIONAL EDUCATIONAL SERVICES	0.00	0.00	0.00		0.00	0.00	0.00	0.00
0.00									
01 1160 409 003	FAMILY/CONSUMER SCIENCES	0.00	0.00	0.00		0.00	0.00	0.00	0.00
0.00									
01 1160 580 000	TRAVEL EXPENDITURES	50,000.00	1,625.73	1,625.73		10.56	44,718.42	0.00	0.00
44,718.42									
01 1160 610 000	GENERAL SUPPLIES	500.00	0.00	0.00		0.00	500.00	0.00	0.00
500.00									
01 1160 610 001	GENERAL SUPPLIES	500.00	0.00	0.00		0.00	500.00	0.00	0.00
500.00									
01 1160 610 003	GENERAL SUPPLIES	500.00	0.00	0.00		0.00	500.00	0.00	0.00
500.00									
01 1160 610 009	GENERAL SUPPLIES	300.00	0.00	0.00		0.00	300.00	0.00	0.00
300.00									
01 1160 643 001	WEB BASED SOFTWARE	1,000.00	0.00	0.00		0.00	1,000.00	0.00	0.00
1,000.00									
01 1160 643 003	WEB BASED SOFTWARE	0.00	0.00	0.00		0.00	0.00	0.00	0.00
0.00									

Account Number	Account Description	Revised Budget	Expended During Month	Activity	% of Budget	Balance at EOM	A/ P Outstanding	P/ O Outstanding	Unencumbered Balance
1160	OVERSIGHT PROGRAMS	596,852.04	1,003,050.00	85,569.29	85,569.29	40.55	596,412.04	0.00	60.00
1190	EARLY CHILDHOOD EDUC PROGRAMS								
01 1190 111 010	SALARIES OF TEACHERS/PROF STAFF	450.00	450.00	0.00	0.00	0.00	450.00	0.00	0.00
01 1190 221 010	SOC SECURITY/PROF STAFF	500.00	500.00	0.00	0.00	0.00	500.00	0.00	0.00
01 1190 231 010	RETIREMENT/TEACHERS PROF STAFF	500.00	500.00	0.00	0.00	0.00	500.00	0.00	0.00
01 1190 237 010	ADD'L RETIREMENT CONTRIBUTION	100.00	100.00	0.00	0.00	0.00	100.00	0.00	0.00
01 1190 340 010	OTHER PROFESSIONAL SERVICES & OFFICIALS	0.00	0.00	0.00	0.00	0.00	0.00	0.00	0.00
01 1190 490 010	OTHER PROPERTY SERVICES	0.00	0.00	0.00	0.00	0.00	0.00	0.00	0.00
01 1190 580 010	STUDENT TRANSPORTATION SER	0.00	0.00	0.00	0.00	0.00	0.00	0.00	0.00
1190	EARLY CHILDHOOD EDUC PROGRAMS	1,550.00	1,550.00	0.00	0.00	0.00	1,550.00	0.00	0.00
1193	MUSIC/FINE ARTS								
01 1193 409 001	MUSIC/FINE ARTS	0.00	0.00	0.00	0.00	0.00	0.00	0.00	0.00
01 1193 409 010	OLD CODE	0.00	0.00	0.00	0.00	0.00	0.00	0.00	0.00
1193	MUSIC/FINE ARTS	0.00	0.00	0.00	0.00	0.00	0.00	0.00	0.00
1195	BAF FLEX FUNDING								
01 1195 112 010	REG SALARIES/INSTRUCTIONAL AIDES	30,000.00	30,000.00	0.00	0.00	16.86	24,943.08	0.00	0.00
01 1195 210 000	SOCIAL SECURITY	0.00	0.00	0.00	0.00	0.00	0.00	0.00	0.00
01 1195 212 010	GROUP INSURANCE/INSTRUC AIDES	100.00	100.00	0.00	0.00	3.83	96.17	0.00	0.00
01 1195 222 010	SS/MEDICARE TO INSTRUCTIONAL AIDES	2,500.00	2,500.00	0.00	0.00	16.63	2,084.35	0.00	0.00
01 1195 232 010	RETIREMENT/INSTRUCTIONAL AIDES	2,000.00	2,000.00	0.00	0.00	18.59	1,628.16	0.00	0.00
01 1195 237 010	ADD'L RETIREMENT CONTRIBUTION	1,000.00	1,000.00	0.00	0.00	12.77	872.32	0.00	0.00
01 1195 282 010	HEALTH BENEFITS/INSTR AIDES AND ASS'TS	2,500.00	2,500.00	0.00	0.00	15.84	2,104.01	0.00	0.00
01 1195 610 010	GENERAL SUPPLIES	500.00	500.00	0.00	0.00	0.00	500.00	0.00	0.00
1195	BAF FLEX FUNDING	38,600.00	38,600.00	0.00	0.00	16.51	32,228.09	0.00	0.00
1200	SPECIAL EDUCATION PROGRAMS								
01 1200 110 000	REG SALARIES/NON INST STAFF	150,000.00	150,000.00	12,116.75	12,116.75	41.73	87,406.33	0.00	0.00
01 1200 111 000	SALARIES OF TEACHERS/PROF STAFF	50,000.00	50,000.00	0.00	0.00	0.00	50,000.00	0.00	0.00

Account Number	Account Description	Revised Budget	Expended During Month	Activity	% of Budget	Balance at EOM	A/ P Outstanding	P/ O Outstanding	Unencumbered Balance
50,000.00									
01 1200 111 001	SALARIES OF TEACHERS/PROF STAFF	250,000.00	19,836.57	19,836.57	35.44	161,404.71	0.00	0.00	
161,404.71									
01 1200 111 003	SALARIES OF TEACHERS/PROF STAFF	415,000.00	35,430.50	35,430.50	42.69	237,847.50	0.00	0.00	
237,847.50									
01 1200 111 009	SALARIES OF TEACHERS/PROF STAFF	470,000.00	26,933.68	26,933.68	30.47	326,811.78	0.00	0.00	
326,811.78									
01 1200 112 001	REG SALARIES/INSTRUCTIONAL AIDES	115,000.00	9,705.82	9,705.82	47.02	60,930.16	0.00	0.00	
60,930.16									
01 1200 112 001 0014	REG SALARIES/INSTRUCTIONAL AIDES	0.00	0.00	0.00	0.00	0.00	0.00	0.00	
0.00									
01 1200 112 003	REG SALARIES/INSTRUCTIONAL AIDES	145,000.00	15,357.54	15,357.54	51.26	70,673.80	0.00	0.00	
70,673.80									
01 1200 112 009	REG SALARIES/INSTRUCTIONAL AIDES	225,000.00	23,785.21	23,785.21	53.81	103,921.80	0.00	0.00	
103,921.80									
01 1200 116 000	SALARIES/NON CERTIFIED PROFESSIONALS	0.00	0.00	0.00	0.00	0.00	0.00	0.00	
0.00									
01 1200 123 001	SUBSTITUTE TEACHER SALARIES	2,500.00	0.00	0.00	0.00	2,500.00	0.00	0.00	
2,500.00									
01 1200 123 003	SUBSTITUTE TEACHER SALARIES	5,000.00	0.00	0.00	0.00	5,000.00	0.00	0.00	
5,000.00									
01 1200 123 009	SUBSTITUTE TEACHER SALARIES	5,000.00	0.00	0.00	0.00	5,000.00	0.00	0.00	
5,000.00									
01 1200 151 000 0012	ADD'L COMP TO PROF STAFF/MOE	10,000.00	790.23	790.23	39.51	6,048.85	0.00	0.00	
6,048.85									
01 1200 151 001	ADD'L COMP TO TEACHERS/PROF STAFF	5,000.00	61.83	61.83	14.28	4,285.85	0.00	0.00	
4,285.85									
01 1200 151 003	ADD'L COMP TO TEACHERS/PROF STAFF	5,000.00	103.08	103.08	39.41	3,029.60	0.00	0.00	
3,029.60									
01 1200 151 009	ADD'L COMP TO TEACHERS/PROF STAFF	5,000.00	61.83	61.83	8.28	4,585.85	0.00	0.00	
4,585.85									
01 1200 210 000	GROUP INS/NON INST STAFF	1,500.00	73.75	73.75	24.58	1,131.25	0.00	0.00	
1,131.25									
01 1200 211 000	GROUP INS FOR TEACHERS/PROF STAFF	500.00	0.00	0.00	0.00	500.00	0.00	0.00	
500.00									
01 1200 211 000 0012	GROUP INS FOR TEACHERS/PROF STAFF/MOE	300.00	6.03	6.03	10.05	269.85	0.00	0.00	
269.85									
01 1200 211 001	GROUP INS FOR TEACHERS/PROF STAFF	3,000.00	207.77	207.77	32.76	2,017.11	0.00	0.00	
2,017.11									
01 1200 211 003	GROUP INS FOR TEACHERS/PROF STAFF	3,700.00	317.33	317.33	42.88	2,113.35	0.00	0.00	
2,113.35									
01 1200 211 009	GROUP INS FOR TEACHERS/PROF STAFF	4,400.00	250.28	250.28	28.44	3,148.60	0.00	0.00	
3,148.60									

Account Number	Account Description	Revised Budget	Expended During Month	Activity	% of Budget	Balance at EOM	A/ P Outstanding	P/ O Outstanding	Unencumbered Balance
01 1200 212 001	GROUP INSURANCE/INSTRUC AIDES	100.00	0.00	0.00	0.00	100.00	0.00	0.00	100.00
01 1200 212 003	GROUP INSURANCE/INSTRUC AIDES	100.00	0.00	0.00	0.00	100.00	0.00	0.00	100.00
01 1200 212 009	GROUP INSURANCE/INSTRUC AIDES	0.00	0.00	0.00	0.00	0.00	0.00	0.00	0.00
01 1200 216 000	GROUP INS/NON CERT PROF STAFF	0.00	0.00	0.00	0.00	0.00	0.00	0.00	0.00
01 1200 220 000	SOCIAL SECURITY/NON INST STAFF	12,000.00	941.84	941.84	40.52	7,137.06	0.00	0.00	7,137.06
01 1200 221 000	SOCIAL SECURITY/TEACHERS/PROF STAFF	1,000.00	0.00	0.00	0.00	1,000.00	0.00	0.00	1,000.00
01 1200 221 000 0012	FICA/PROFESSIONAL STAFF/MOE	1,000.00	60.45	60.45	30.23	697.75	0.00	0.00	697.75
01 1200 221 001	SOCIAL SECURITY/TEACHERS/PROF STAFF	20,000.00	1,490.22	1,490.22	33.49	13,301.20	0.00	0.00	13,301.20
01 1200 221 003	SOCIAL SECURITY/TEACHERS/PROF STAFF	35,000.00	2,763.16	2,763.16	39.79	21,072.84	0.00	0.00	21,072.84
01 1200 221 009	SOCIAL SECUIRTY/TEACHERS/PROF STAFF	40,000.00	2,186.43	2,186.43	28.98	28,407.95	0.00	0.00	28,407.95
01 1200 222 001	SS/MEDICARE TO INSTRUCTIONAL AIDES	8,700.00	742.49	742.49	47.54	4,563.66	0.00	0.00	4,563.66
01 1200 222 003	SS/MEDICARE TO INSTRUCTIONAL AIDES	12,000.00	1,174.88	1,174.88	47.38	6,314.07	0.00	0.00	6,314.07
01 1200 222 009	SS/MEDICARE TO INSTRUCTIONAL AIDES	20,000.00	1,819.60	1,819.60	46.31	10,737.47	0.00	0.00	10,737.47
01 1200 223 001	SS/MEDICARE FOR SUBSTITUTE TEACHERS	500.00	0.00	0.00	0.00	500.00	0.00	0.00	500.00
01 1200 223 003	SS/MEDICARE FOR SUBSTITUTE TEACHERS	1,000.00	0.00	0.00	0.00	1,000.00	0.00	0.00	1,000.00
01 1200 223 009	SS/MEDICARE FOR SUBSTITUTE TEACHERS	500.00	0.00	0.00	0.00	500.00	0.00	0.00	500.00
01 1200 226 000	SS/MEDICARE/NON CERTIFIED PROFESSIONALS	0.00	0.00	0.00	0.00	0.00	0.00	0.00	0.00
01 1200 230 000	RETIREMENT/NON INST STAFF	11,000.00	890.92	890.92	41.84	6,397.62	0.00	0.00	6,397.62
01 1200 231 000	RETIREMENT/TEACHERS PROF STAFF	500.00	0.00	0.00	0.00	500.00	0.00	0.00	500.00
01 1200 231 000 0012	RETIREMENT/TEACHERS PROF STAFF/MOE	1,000.00	58.10	58.10	29.05	709.50	0.00	0.00	709.50
01 1200 231 001	RETIREMENT/TEACHERS PROF STAFF	20,000.00	1,463.09	1,463.09	32.83	13,433.24	0.00	0.00	0.00

Account Number	Account Description	Revised Budget	Expended During Month	Activity	% of Budget	Balance at EOM	A/ P Outstanding	P/ O Outstanding	Unencumbered Balance
13,433.24									
01 1200 231 003	RETIREMENT/TEACHERS PROF STAFF	32,000.00	2,612.72	2,612.72	41.16	18,829.45	0.00	0.00	
18,829.45									
01 1200 231 009	RETIREMENT/TEACHERS PROF STAFF	35,000.00	1,984.91	1,984.91	30.17	24,441.26	0.00	0.00	
24,441.26									
01 1200 232 001	RETIREMENT/INSTRUCTIONAL AIDES	10,000.00	713.65	713.65	39.76	6,024.35	0.00	0.00	
6,024.35									
01 1200 232 003	RETIREMENT/INSTRUCTIONAL AIDES	10,000.00	841.96	841.96	41.32	5,867.87	0.00	0.00	
5,867.87									
01 1200 232 009	RETIREMENT/INSTRUCTIONAL AIDES	15,000.00	1,577.79	1,577.79	55.07	6,738.84	0.00	0.00	
6,738.84									
01 1200 233 001	RETIREMENT CONTRIB/FAC SUBS	100.00	0.00	0.00	0.00	100.00	0.00	0.00	
100.00									
01 1200 233 003	RETIREMENT CONTRIB/FAC SUBS	500.00	0.00	0.00	0.00	500.00	0.00	0.00	
500.00									
01 1200 233 009	RETIREMENT CONTRIB/FAC SUBS	100.00	0.00	0.00	0.00	100.00	0.00	0.00	
100.00									
01 1200 236 000	RETIREMENT CONTRIBUTION/PROF NON CERT	0.00	0.00	0.00	0.00	0.00	0.00	0.00	
0.00									
01 1200 237 000	ADD'L RETIREMENT CONTRIBUTION	4,000.00	305.95	305.95	39.51	2,419.48	0.00	0.00	
2,419.48									
01 1200 237 000 0012	ADD'L RETIREMENT CONTRIBUTION	500.00	19.95	19.95	19.95	400.25	0.00	0.00	
400.25									
01 1200 237 001	ADD'L RETIREMENT CONTRIBUTION	10,000.00	747.52	747.52	36.20	6,379.65	0.00	0.00	
6,379.65									
01 1200 237 003	ADD'L RETIREMENT CONTRIBUTION	15,000.00	1,186.37	1,186.37	39.61	9,058.16	0.00	0.00	
9,058.16									
01 1200 237 009	ADD'L RETIREMENT CONTRIBUTION	20,000.00	1,223.45	1,223.45	32.31	13,537.15	0.00	0.00	
13,537.15									
01 1200 261 001	UNEMPLOYMENT/TEACHERS/ADM	0.00	0.00	0.00	0.00	0.00	0.00	0.00	
0.00									
01 1200 262 001	UNEMPLOYMENT/INSTRUC AIDES	500.00	0.00	0.00	0.00	500.00	0.00	0.00	
500.00									
01 1200 262 003	UNEMPLOYMENT/INSTRUC AIDES	500.00	0.00	0.00	0.00	500.00	0.00	0.00	
500.00									
01 1200 262 009	UNEMPLOYMENT/INSTRUC AIDES	500.00	0.00	0.00	0.00	500.00	0.00	0.00	
500.00									
01 1200 280 000	HEALTH BENEFITS/NON INSTRUCTIONAL	23,000.00	1,948.32	1,948.32	42.35	13,258.40	0.00	0.00	
13,258.40									
01 1200 281 000	HEALTH BENEFITS FOR TEACHERS/PROF	1,000.00	0.00	0.00	0.00	1,000.00	0.00	0.00	
1,000.00									
01 1200 281 000 0012	HEALTH BENEFITS FOR TEACHERS/PROF/MOE	5,000.00	0.00	0.00	0.00	5,000.00	0.00	0.00	
5,000.00									
01 1200 281 001	HEALTH BENEFITS FOR TEACHERS/PROF	135,000.00	11,686.15	11,686.15	36.36	85,913.89	0.00	0.00	

Account Number	Account Description	Revised Budget	Expended During Month	Activity	% of Budget	Balance at EOM	A/ P Outstanding	P/ O Outstanding	Unencumbered Balance
85,913.89									
01 1200 281 003	HEALTH BENEFITS FOR TEACHERS/PROF	115,000.00	9,935.70	9,935.70	43.20	65,320.96	0.00	0.00	
65,320.96									
01 1200 281 009	HEALTH BENEFITS FOR TEACHERS/PROF	125,000.00	6,282.57	6,282.57	25.13	93,586.08	0.00	0.00	
93,586.08									
01 1200 286 000	HEALTH BENEFITS/PROF NON CERT STAFF	0.00	0.00	0.00	0.00	0.00	0.00	0.00	
0.00									
01 1200 291 000	ADMINISTRATIVE MILEAGE	200.00	0.00	0.00	0.00	200.00	0.00	0.00	
200.00									
01 1200 320 001	PROF EDUCATIONAL SERVICES	4,000.00	0.00	0.00	0.00	4,000.00	0.00	0.00	
4,000.00									
01 1200 320 003	PROFESSIONAL EDUCATIONAL SERVICES	500.00	0.00	0.00	0.00	500.00	0.00	0.00	
500.00									
01 1200 320 009	PROF EDUCATIONAL SERVICES	65,000.00	0.00	0.00	(86.31)	121,101.58	0.00	0.00	
121,101.58									
01 1200 330 000	EMPLOYEE TRAINING	500.00	0.00	0.00	213.00	485.00	0.00	1,050.00	
(565.00)									
01 1200 330 001	EMPLOYEE TRAINING	500.00	0.00	0.00	126.97	(19.85)	0.00	115.00	
(134.85)									
01 1200 330 003	EMPLOYEE TRAINING/DEVELOPMENT	500.00	0.00	0.00	73.00	260.00	0.00	125.00	
135.00									
01 1200 330 009	EMPLOYEE TRAINING	1,000.00	0.00	0.00	37.50	820.00	0.00	195.00	
625.00									
01 1200 340 001	OTHER PROFESSIONAL SERVICES	1,000.00	0.00	0.00	0.00	1,000.00	0.00	0.00	
1,000.00									
01 1200 340 009	OTHER PROFESSIONAL SERVICES	0.00	2,185.15	2,185.15	0.00	(25,521.06)	0.00	0.00	
(25,521.06)									
01 1200 382 003	DISTANCE ED/TELECOMMUNICATIONS	50.00	0.00	0.00	0.00	50.00	0.00	0.00	
50.00									
01 1200 431 003	REPAIRS/MAINTENANCE	1,000.00	0.00	0.00	0.00	1,000.00	0.00	0.00	
1,000.00									
01 1200 530 000	COMMUNICATIONS	300.00	0.00	0.00	0.00	300.00	0.00	0.00	
300.00									
01 1200 561 001	TUITION	510,000.00	35,305.15	35,305.15	50.81	250,870.05	0.00	0.00	
250,870.05									
01 1200 561 009	TUITION	65,000.00	5,337.67	5,337.67	51.80	31,331.62	0.00	0.00	
31,331.62									
01 1200 580 000	TRAVEL EXPENSE	0.00	0.00	0.00	0.00	(92.60)	0.00	0.00	
(92.60)									
01 1200 610 001	GENERAL SUPPLIES	11,000.00	763.84	763.84	25.69	8,363.57	0.00	189.42	
8,174.15									
01 1200 610 003	GENERAL SUPPLIES	5,000.00	70.32	70.32	23.79	3,810.69	0.00	0.00	
3,810.69									
01 1200 610 009	GENERAL SUPPLIES	11,000.00	0.00	0.00	40.95	6,571.51	0.00	75.99	
6,495.52									
01 1200 643 003	WEB BASED SOFTWARE	1,000.00	0.00	0.00	0.00	1,000.00	0.00	0.00	
1,000.00									
01 1200 810 000	DUES AND FEES	650.00	0.00	0.00	16.92	540.00	0.00	0.00	
540.00									
01 1200 810 001	DUES AND FEES/ENTRY FEES	500.00	0.00	0.00	0.00	500.00	0.00	0.00	
500.00									

Account Number	Account Description	Revised Budget	Expended During Month	Activity	% of Budget	Balance at EOM	A/ P Outstanding	P/ O Outstanding	Unencumbered Balance
01 1200 810 003	DUES AND FEES/ENTRY FEES	100.00	100.00	0.00	0.00	0.00	100.00	0.00	0.00
01 1200 810 009	DUES AND FEES/ENTRY FEES	0.00	0.00	0.00	0.00	0.00	0.00	0.00	0.00
01 1200 890 000	NON REIMBURSABLE SPED	0.00	0.00	83.54	83.54	0.00	(133.09)	0.00	0.00
1200	SPECIAL EDUCATION PROGRAMS	2,022,111.55	3,291,800.00	243,442.06	243,442.06	38.62	2,022,111.96	0.00	1,750.41
1291	SPED INSTRUCTIONAL PROGRAMS 3-5								
01 1291 110 010	REG SALARIES/NON INST STAFF	30,000.00	30,000.00	0.00	0.00	40.82	17,753.40	0.00	0.00
01 1291 111 010	SALARIES OF TEACHERS/PROF STAFF	120,000.00	120,000.00	1,759.75	1,759.75	17.54	98,949.26	0.00	0.00
01 1291 112 010	REG SALARIES/INSTRUCTIONAL AIDES	55,000.00	55,000.00	100.00	100.00	14.83	46,843.91	0.00	0.00
01 1291 123 010	SUBSTITUTE TEACHER SALARIES	0.00	0.00	0.00	0.00	0.00	(2,144.85)	0.00	0.00
01 1291 151 010	ADD'L COMP TO TEACHERS/PROF STAFF	500.00	500.00	0.00	0.00	0.00	500.00	0.00	0.00
01 1291 210 010	GROUP INS/NON INST STAFF	100.00	100.00	0.00	0.00	54.70	45.30	0.00	0.00
01 1291 211 010	GROUP INS FOR TEACHERS/PROF STAFF	1,200.00	1,200.00	14.47	14.47	16.21	1,005.48	0.00	0.00
01 1291 220 010	SOCIAL SECURITY/NON INST STAFF	2,100.00	2,100.00	0.00	0.00	44.19	1,171.96	0.00	0.00
01 1291 221 010	SOCIAL SECURITY/TEACHERS/PROF STAFF	10,000.00	10,000.00	138.21	138.21	16.25	8,375.33	0.00	0.00
01 1291 222 010	SS/MEDICARE TO INSTRUCTIONAL AIDES	4,500.00	4,500.00	7.65	7.65	13.87	3,876.07	0.00	0.00
01 1291 223 010	SS/MEDICARE FOR SUBSTITUTE TEACHERS	0.00	0.00	0.00	0.00	0.00	(164.07)	0.00	0.00
01 1291 230 010	RETIREMENT/NON INST STAFF	2,100.00	2,100.00	0.00	0.00	42.43	1,208.91	0.00	0.00
01 1291 231 010	RETIREMENT/TEACHERS PROF STAFF	9,000.00	9,000.00	129.39	129.39	17.20	7,452.20	0.00	0.00
01 1291 232 010	RETIREMENT/INSTRUCTIONAL AIDES	4,200.00	4,200.00	7.35	7.35	14.07	3,608.91	0.00	0.00
01 1291 233 010	RETIREMENT CONTRIB/FAC SUBS	50.00	50.00	0.00	0.00	311.98	(105.99)	0.00	0.00
01 1291 237 010	ADD'L RETIREMENT CONTRIBUTION	5,100.00	5,100.00	46.95	46.95	21.45	4,005.91	0.00	0.00
01 1291 262 010	UNEMPLOYMENT/AIDES	0.00	0.00	0.00	0.00	0.00	0.00	0.00	0.00
01 1291 280 010	HEALTH BENEFITS/NON INSTRUCTIONAL	2,500.00	2,500.00	0.00	0.00	72.57	685.78	0.00	0.00
01 1291 281 010	HEALTH BENEFITS FOR TEACHERS/PROF	41,000.00	41,000.00	319.46	319.46	14.31	35,131.25	0.00	0.00

Account Number	Account Description	Revised Budget	Expended During Month	Activity	% of Budget	Balance at EOM	A/ P Outstanding	P/ O Outstanding	Unencumbered Balance
35,131.25									
01 1291 282 010	HEALTH BENEFITS/INSTR AIDES AND ASS'TS	100.00	0.00	0.00	0.00	100.00	0.00	0.00	
100.00									
01 1291 320 010	PROFESSIONAL EDUC SERVICES	1,000.00	0.00	0.00	0.00	1,000.00	0.00	0.00	
1,000.00									
01 1291 330 010	EMPLOYEE TRAINING	3,000.00	0.00	0.00	67.61	1,011.72	0.00	40.00	
971.72									
01 1291 340 010	OTHER PROFESSIONAL SERVICES & OFFICIALS	10,000.00	12.09	12.09	13.14	8,686.36	0.00	0.00	
8,686.36									
01 1291 382 010	TELEPHONE	3,000.00	0.00	0.00	8.60	2,742.11	0.00	0.00	
2,742.11									
01 1291 440 010	COPIER LEASE	1,000.00	0.00	0.00	0.00	1,000.00	0.00	0.00	
1,000.00									
01 1291 490 010	OTHER PROPERTY SERVICES	10,000.00	518.56	518.56	32.43	7,008.00	0.00	250.53	
6,757.47									
01 1291 540 010	ADVERTISING	500.00	0.00	0.00	21.66	391.69	0.00	0.00	
391.69									
01 1291 580 010	TRAVEL EXPENSE	100.00	0.00	0.00	0.00	100.00	0.00	0.00	
100.00									
01 1291 610 010	GENERAL SUPPLIES	25,000.00	1,120.52	1,120.52	52.26	13,756.22	0.00	1,820.36	
11,935.86									
01 1291 810 010	DUES AND FEES/ENTRY FEES	500.00	0.00	0.00	33.20	500.00	0.00	166.00	
334.00									
1291	SPED INSTRUCTIONAL PROGRAMS 3-	341,550.00	4,174.40	4,174.40	23.23	264,494.86	0.00	2,276.89	
1292	SPED BIRTH TO 2								
01 1292 340 010	OTHER PROFESSIONAL SERVICES & OFFICIALS	1,300.00	0.00	0.00	0.00	1,300.00	0.00	0.00	
1,300.00									
1292	SPED BIRTH TO 2	1,300.00	0.00	0.00	0.00	1,300.00	0.00	0.00	
1300	SUMMER SCHOOL								
01 1300 112 001	REG SALARIES/INSTRUCTIONAL AIDES	0.00	0.00	0.00	0.00	0.00	0.00	0.00	
0.00									
01 1300 112 003	REG SALARIES/INSTRUCTIONAL AIDES	500.00	0.00	0.00	0.00	500.00	0.00	0.00	
500.00									
01 1300 112 009	REG SALARIES/INSTRUCTIONAL AIDES	16,000.00	0.00	0.00	0.00	16,000.00	0.00	0.00	
16,000.00									
01 1300 123 009	SUBSTITUTE TEACHER SALARIES	0.00	0.00	0.00	0.00	0.00	0.00	0.00	
0.00									
01 1300 151 001	ADD'L COMP TO TEACHERS/PROF STAFF	0.00	0.00	0.00	0.00	0.00	0.00	0.00	
0.00									
01 1300 151 003	ADD'L COMP TO TEACHERS/PROF STAFF	1,500.00	0.00	0.00	0.00	1,500.00	0.00	0.00	
1,500.00									
01 1300 151 009	ADD'L COMP TO TEACHERS/PROF STAFF	29,000.00	0.00	0.00	0.00	29,000.00	0.00	0.00	
29,000.00									
01 1300 212 009	GROUP INSURANCE/INSTRUC AIDES	100.00	0.00	0.00	0.00	100.00	0.00	0.00	
100.00									
01 1300 221 001	SOCIAL SECURITY/TEACHERS	0.00	0.00	0.00	0.00	0.00	0.00	0.00	
0.00									

Account Number	Account Description	Revised Budget	Expended During Month	Activity	% of Budget	Balance at EOM	A/ P Outstanding	P/ O Outstanding	Unencumbered Balance
01 1300 221 003	FICA/TEACHERS	400.00	400.00	0.00	0.00	0.00	400.00	0.00	0.00
01 1300 221 009	SOCIAL SECURITY/TEACHERS	2,200.00	2,200.00	0.00	0.00	0.00	2,200.00	0.00	0.00
01 1300 222 001	SS/MEDICARE TO INSTRUCTIONAL AIDES	0.00	0.00	0.00	0.00	0.00	0.00	0.00	0.00
01 1300 222 003	SS/MEDICARE TO INSTRUCTIONAL AIDES	500.00	500.00	0.00	0.00	0.00	500.00	0.00	0.00
01 1300 222 009	SS/MEDICARE TO INSTRUCTIONAL AIDES	1,300.00	1,300.00	0.00	0.00	0.00	1,300.00	0.00	0.00
01 1300 223 009	SS/MEDICARE FOR SUBSTITUTE TEACHERS	0.00	0.00	0.00	0.00	0.00	0.00	0.00	0.00
01 1300 231 001	RETIREMENT/TEACHERS PROF STAFF	0.00	0.00	0.00	0.00	0.00	0.00	0.00	0.00
01 1300 231 003	RETIREMENT/TEACHERS PROF STAFF	500.00	500.00	0.00	0.00	0.00	500.00	0.00	0.00
01 1300 231 009	RETIREMENT/TEACHERS PROF STAFF	1,800.00	1,800.00	0.00	0.00	0.00	1,800.00	0.00	0.00
01 1300 232 001	RETIREMENT/INSTRUCTIONAL AIDES	0.00	0.00	0.00	0.00	0.00	0.00	0.00	0.00
01 1300 232 003	RETIREMENT/INSTRUCTIONAL AIDES	500.00	500.00	0.00	0.00	0.00	500.00	0.00	0.00
01 1300 232 009	RETIREMENT/INSTRUCTIONAL AIDES	1,200.00	1,200.00	0.00	0.00	0.00	1,200.00	0.00	0.00
01 1300 237 001	ADD'L RETIREMENT CONTRIBUTION	0.00	0.00	0.00	0.00	0.00	0.00	0.00	0.00
01 1300 237 003	ADD'L RETIREMENT CONTRIBUTION	100.00	100.00	0.00	0.00	0.00	100.00	0.00	0.00
01 1300 237 009	ADD'L RETIREMENT CONTRIBUTION	1,000.00	1,000.00	0.00	0.00	0.00	1,000.00	0.00	0.00
01 1300 282 009	HEALTH BENEFITS/INSTR AIDES AND ASS'TS	200.00	200.00	0.00	0.00	0.00	200.00	0.00	0.00
01 1300 610 009	SUPPLIES	100.00	100.00	0.00	0.00	0.00	100.00	0.00	0.00
1300 SUMMER SCHOOL		56,900.00	56,900.00	0.00	0.00	0.00	56,900.00	0.00	0.00
2110 SOCIAL WORK SERVICES									
01 2110 111 001	SALARIES OF TEACHERS/PROF STAFF	0.00	0.00	0.00	0.00	0.00	0.00	0.00	0.00
01 2110 111 003	SALARIES OF TEACHERS/PROF STAFF	0.00	0.00	0.00	0.00	0.00	0.00	0.00	0.00
01 2110 111 009	SALARIES OF TEACHERS/PROF STAFF	0.00	0.00	0.00	0.00	0.00	0.00	0.00	0.00

Account Number	Account Description	Revised Budget	Expended During Month	Activity	% of Budget	Balance at EOM	A/ P Outstanding	P/ O Outstanding	Unencumbered Balance
01 2110 211 001	GROUP INS FOR TEACHERS/PROF STAFF	0.00	0.00	0.00	0.00	0.00	0.00	0.00	0.00
0.00									
01 2110 211 003	GROUP INS FOR TEACHERS/PROF STAFF	0.00	0.00	0.00	0.00	0.00	0.00	0.00	0.00
0.00									
01 2110 211 009	GROUP INS FOR TEACHERS/PROF STAFF	0.00	0.00	0.00	0.00	0.00	0.00	0.00	0.00
0.00									
01 2110 221 001	SOCIAL SECURITY/TEACHERS	0.00	0.00	0.00	0.00	0.00	0.00	0.00	0.00
0.00									
01 2110 221 003	SOCIAL SECURITY/TEACHERS	0.00	0.00	0.00	0.00	0.00	0.00	0.00	0.00
0.00									
01 2110 221 009	SOCIAL SECURITY/TEACHERS	0.00	0.00	0.00	0.00	0.00	0.00	0.00	0.00
0.00									
01 2110 231 001	RETIREMENT/TEACHERS PROF STAFF	0.00	0.00	0.00	0.00	0.00	0.00	0.00	0.00
0.00									
01 2110 231 003	RETIREMENT/TEACHERS PROF STAFF	0.00	0.00	0.00	0.00	0.00	0.00	0.00	0.00
0.00									
01 2110 231 009	RETIREMENT/TEACHERS PROF STAFF	0.00	0.00	0.00	0.00	0.00	0.00	0.00	0.00
0.00									
01 2110 237 001	ADD'L RETIREMENT CONTRIBUTION	0.00	0.00	0.00	0.00	0.00	0.00	0.00	0.00
0.00									
01 2110 237 003	ADD'L RETIREMENT CONTRIBUTION	0.00	0.00	0.00	0.00	0.00	0.00	0.00	0.00
0.00									
01 2110 237 009	ADD'L RETIREMENT CONTRIBUTION	0.00	0.00	0.00	0.00	0.00	0.00	0.00	0.00
0.00									
01 2110 281 001	HEALTH BENEFITS FOR TEACHERS/PROF	0.00	0.00	0.00	0.00	0.00	0.00	0.00	0.00
0.00									
01 2110 281 003	HEALTH BENEFITS FOR TEACHERS/PROF	0.00	0.00	0.00	0.00	0.00	0.00	0.00	0.00
0.00									
01 2110 281 009	HEALTH BENEFITS FOR TEACHERS/PROF	0.00	0.00	0.00	0.00	0.00	0.00	0.00	0.00
0.00									
01 2110 580 000	TRAVEL EXPENDITURES	0.00	0.00	0.00	0.00	0.00	0.00	0.00	0.00
0.00									
01 2110 610 000	GENERAL SUPPLIES	0.00	0.00	0.00	0.00	0.00	0.00	0.00	0.00
0.00									
01 2110 810 000	DUES AND FEES/ENTRY FEES	0.00	0.00	0.00	0.00	0.00	0.00	0.00	0.00
0.00									
2110 SOCIAL WORK SERVICES		0.00	0.00	0.00	0.00	0.00	0.00	0.00	
2120 GUIDANCE SERVICES									
01 2120 110 001	REG SALARIES/NON INSTR STAFF	0.00	0.00	0.00	0.00	0.00	0.00	0.00	0.00
0.00									
01 2120 111 001	SALARIES OF TEACHERS/PROF STAFF	130,000.00	6,780.89	6,780.89	27.56	94,177.16	0.00	0.00	
94,177.16									
01 2120 111 003	SALARIES OF TEACHERS/PROF STAFF	80,000.00	8,494.88	8,494.88	50.70	39,443.98	0.00	0.00	
39,443.98									

Account Number	Account Description	Revised Budget	Expended During Month	Activity	% of Budget	Balance at EOM	A/ P Outstanding	P/ O Outstanding	Unencumbered Balance
01 2120 210 001	GROUP INS/NON INSTRUCTIONAL	0.00	0.00	0.00	0.00	0.00	0.00	0.00	0.00
0.00									
01 2120 211 001	GROUP INS FOR TEACHERS/PROF STAFF	1,200.00	55.99	55.99	24.94	900.68	0.00	0.00	0.00
900.68									
01 2120 211 003	GROUP INS FOR TEACHERS/PROF STAFF	1,000.00	81.88	81.88	39.00	609.97	0.00	0.00	0.00
609.97									
01 2120 220 001	SOCIAL SECURITY/NON INSTR STAFF	0.00	0.00	0.00	0.00	0.00	0.00	0.00	0.00
0.00									
01 2120 221 001	SOCIAL SECURITY/TEACHERS	11,000.00	510.33	510.33	24.52	8,303.05	0.00	0.00	0.00
8,303.05									
01 2120 221 003	SOCIAL SECURITY/TEACHERS	7,000.00	647.06	647.06	44.07	3,915.26	0.00	0.00	0.00
3,915.26									
01 2120 230 001	RETIREMENT/NON INST STAFF	0.00	0.00	0.00	0.00	0.00	0.00	0.00	0.00
0.00									
01 2120 231 001	RETIREMENT/TEACHERS PROF STAFF	10,000.00	498.58	498.58	26.34	7,366.06	0.00	0.00	0.00
7,366.06									
01 2120 231 003	RETIREMENT/TEACHERS PROF STAFF	6,500.00	624.61	624.61	45.88	3,518.02	0.00	0.00	0.00
3,518.02									
01 2120 237 001	ADD'L RETIREMENT CONTRIBUTION	3,500.00	171.22	171.22	25.84	2,595.46	0.00	0.00	0.00
2,595.46									
01 2120 237 003	ADD'L RETIREMENT CONTRIBUTION	2,200.00	214.49	214.49	46.55	1,175.99	0.00	0.00	0.00
1,175.99									
01 2120 281 001	HEALTH BENEFITS FOR TEACHERS/PROF	35,000.00	1,377.17	1,377.17	21.55	27,458.04	0.00	0.00	0.00
27,458.04									
01 2120 281 003	HEALTH BENEFITS FOR TEACHERS/PROF	28,000.00	2,404.43	2,404.43	44.80	15,455.07	0.00	0.00	0.00
15,455.07									
01 2120 610 001	GENERAL SUPPLIES	500.00	0.00	0.00	0.00	500.00	0.00	0.00	0.00
500.00									
01 2120 610 003	GENERAL SUPPLIES	500.00	0.00	0.00	0.00	500.00	0.00	0.00	0.00
500.00									
2120	SUPPORT SERVICES	316,400.00	21,861.53	21,861.53	34.92	205,918.74	0.00	0.00	0.00
205,918.74									
2130	HEALTH SERVICES								
01 2130 110 003	REGULAR SALARIES/NON INSTR STAFF	23,000.00	1,327.76	1,327.76	29.30	16,261.60	0.00	0.00	0.00
16,261.60									
01 2130 110 009	REG SALARIES/NON INSTR STAFF	25,000.00	2,944.33	2,944.33	58.89	10,278.35	0.00	0.00	0.00
10,278.35									
01 2130 111 001	SALARIES OF TEACHERS/PROF STAFF	25,000.00	2,123.77	2,123.77	42.48	14,381.15	0.00	0.00	0.00
14,381.15									
01 2130 111 003	SALARIES OF TEACHERS/PROF STAFF	5,000.00	0.00	0.00	0.00	5,000.00	0.00	0.00	0.00
5,000.00									
01 2130 151 003	ADD'L COMP TO TEACHERS/PROF STAFF	0.00	0.00	0.00	0.00	0.00	0.00	0.00	0.00
0.00									
01 2130 210 009	GROUP INS/NON INST STAFF	200.00	23.13	23.13	46.26	107.48	0.00	0.00	0.00
107.48									
01 2130 211 001	GROUP INS FOR TEACHERS/PROF	200.00	14.40	14.40	36.00	128.00	0.00	0.00	0.00

Account Number	Account Description	Revised Budget	Expended During Month	Activity	% of Budget	Balance at EOM	A/ P Outstanding	P/ O Outstanding	Unencumbered Balance
	STAFF								
128.00									
01 2130 211 003	GROUP INS FOR TEACHERS/PROF STAFF	100.00	0.00	0.00	0.00	100.00	0.00	0.00	
100.00									
01 2130 220 003	SOCIAL SECURITY/NON INSTR STAFF	1,800.00	101.57	101.57	28.64	1,284.52	0.00	0.00	
1,284.52									
01 2130 220 009	SOCIAL SECURITY/NON INSTR STAFF	2,000.00	222.84	222.84	55.83	883.40	0.00	0.00	
883.40									
01 2130 221 001	SOCIAL SECURITY/TEACHERS PROF STAFF	3,000.00	162.47	162.47	27.08	2,187.66	0.00	0.00	
2,187.66									
01 2130 221 003	SOCIAL SECURITY/TEACHERS PROF STAFF	1,000.00	0.00	0.00	0.00	1,000.00	0.00	0.00	
1,000.00									
01 2130 230 003	RETIREMENT/NON INSTRUCTIONAL STAFF	1,500.00	97.62	97.62	33.03	1,004.54	0.00	0.00	
1,004.54									
01 2130 230 009	RETIREMENT/NON INSTR STAFF	2,000.00	216.49	216.49	43.30	1,134.04	0.00	0.00	
1,134.04									
01 2130 231 001	RETIREMENT/TEACHERS PROF STAFF	2,000.00	156.16	156.16	39.04	1,219.21	0.00	0.00	
1,219.21									
01 2130 231 003	RETIREMENT/TEACHERS PROF STAFF	500.00	0.00	0.00	0.00	500.00	0.00	0.00	
500.00									
01 2130 237 001	ADD'L RETIREMENT CONTRIBUTION	700.00	53.63	53.63	38.31	431.85	0.00	0.00	
431.85									
01 2130 237 003	ADD'L RETIREMENT CONTRIBUTION	500.00	33.52	33.52	34.02	329.88	0.00	0.00	
329.88									
01 2130 237 009	ADD'L RETIREMENT CONTRIBUTION	600.00	74.34	74.34	49.56	302.63	0.00	0.00	
302.63									
01 2130 280 009	HEALTH BENEFITS/NON INSTRUCTIONAL	6,500.00	1,066.47	1,066.47	65.63	2,234.12	0.00	0.00	
2,234.12									
01 2130 281 001	HEALTH BENEFITS FOR TEACHERS/PROF	4,000.00	0.00	0.00	0.00	4,000.00	0.00	0.00	
4,000.00									
01 2130 281 003	HEALTH BENEFITS FOR TEACHERS/PROF	0.00	0.00	0.00	0.00	0.00	0.00	0.00	
0.00									
01 2130 330 003	EMPLOYEE TRAINING/DEVELOPMENT	100.00	0.00	0.00	0.00	100.00	0.00	0.00	
100.00									
01 2130 340 000	OTHER PROFESSIONAL SERVICES & OFFICIALS	0.00	0.00	0.00	0.00	0.00	0.00	0.00	
0.00									
01 2130 610 001	GENERAL SUPPLIES	500.00	0.00	0.00	0.00	500.00	0.00	0.00	
500.00									
01 2130 610 003	GENERAL SUPPLIES	500.00	0.00	0.00	84.47	77.65	0.00	0.00	
77.65									
01 2130 610 009	GENERAL SUPPLIES	500.00	52.23	52.23	110.69	(38.50)	0.00	14.95	
(53.45)									
2130	HEALTH SERVICES	106,200.00	8,670.73	8,670.73	40.31	63,407.58	0.00	14.95	
42,792.42									

Account Number	Account Description	Revised Budget	Expended During Month	Activity	% of Budget	Balance at EOM	A/ P Outstanding	P/ O Outstanding	Unencumbered Balance
2141	SCHOOL PSYCHOLOGY SERVICES								
01 2141 111 000	SALARIES OF TEACHERS/PROF STAFF	110,000.00	5,682.83	5,682.83	25.83	81,585.85	0.00	0.00	0.00
81,585.85									
01 2141 211 000	GROUP INS FOR TEACHERS/PROF STAFF	1,000.00	45.28	45.28	22.64	773.60	0.00	0.00	0.00
773.60									
01 2141 221 000	SOCIAL SECURITY/TEACHERS PROF STAFF	10,000.00	498.08	498.08	24.90	7,509.60	0.00	0.00	0.00
7,509.60									
01 2141 231 000	RETIREMENT/TEACHERS PROF STAFF	10,500.00	417.85	417.85	19.90	8,410.75	0.00	0.00	0.00
8,410.75									
01 2141 237 000	ADD'L RETIREMENT CONTRIBUTION	3,500.00	143.49	143.49	20.50	2,782.55	0.00	0.00	0.00
2,782.55									
01 2141 281 000	HEALTH BENEFITS FOR TEACHERS/PROF	20,000.00	786.60	786.60	19.67	16,067.00	0.00	0.00	0.00
16,067.00									
01 2141 330 000	EMPLOYEE TRAINING	500.00	0.00	0.00	0.00	500.00	0.00	0.00	0.00
500.00									
01 2141 340 000	OTHER PROFESSIONAL SERVICES & OFFICIALS	0.00	6,493.00	6,493.00	0.00	(17,933.50)	0.00	0.00	0.00
(17,933.50)									
01 2141 610 000	GENERAL SUPPLIES	4,000.00	0.00	0.00	0.00	4,000.00	0.00	0.00	0.00
4,000.00									
2141	SCHOOL PSYCHOLOGY SERVICES	159,500.00	14,067.13	14,067.13	34.99	103,695.85	0.00	0.00	0.00
103,695.85									
2151	SA SPEECH PATHOLOGY								
01 2151 111 003	SALARIES OF TEACHERS/PROF STAFF	0.00	0.00	0.00	0.00	0.00	0.00	0.00	0.00
0.00									
01 2151 111 009	SALARIES OF TEACHERS/PROF STAFF	0.00	0.00	0.00	0.00	0.00	0.00	0.00	0.00
0.00									
01 2151 211 003	GROUP INS FOR TEACHERS/PROF STAFF	0.00	0.00	0.00	0.00	0.00	0.00	0.00	0.00
0.00									
01 2151 211 009	GROUP INS FOR TEACHERS/PROF STAFF	0.00	0.00	0.00	0.00	0.00	0.00	0.00	0.00
0.00									
01 2151 221 003	SOCIAL SECURITY/TEACHERS	0.00	0.00	0.00	0.00	0.00	0.00	0.00	0.00
0.00									
01 2151 221 009	SOCIAL SECURITY/TEACHERS	0.00	0.00	0.00	0.00	0.00	0.00	0.00	0.00
0.00									
01 2151 231 003	RETIREMENT/TEACHERS PROF STAFF	0.00	0.00	0.00	0.00	0.00	0.00	0.00	0.00
0.00									
01 2151 231 009	RETIREMENT/TEACHERS PROF STAFF	0.00	0.00	0.00	0.00	0.00	0.00	0.00	0.00
0.00									
01 2151 237 003	ADD'L RETIREMENT CONTRIBUTION	0.00	0.00	0.00	0.00	0.00	0.00	0.00	0.00
0.00									
01 2151 237 009	ADD'L RETIREMENT CONTRIBUTION	0.00	0.00	0.00	0.00	0.00	0.00	0.00	0.00
0.00									
01 2151 281 003	HEALTH BENEFITS FOR TEACHERS/PROF	0.00	0.00	0.00	0.00	0.00	0.00	0.00	0.00
0.00									

Account Number	Account Description	Revised Budget	Expended During Month	Activity	% of Budget	Balance at EOM	A/ P Outstanding	P/ O Outstanding	Unencumbered Balance
01 2151 281 009	HEALTH BENEFITS FOR TEACHERS/PROF		0.00	0.00	0.00	0.00	0.00	0.00	0.00
0.00									
01 2151 340 001	SA SPEECH PATHOLOGY		22,000.00	2,814.75	2,814.75	77.51	4,947.50	0.00	0.00
4,947.50									
01 2151 340 003	SA SPEECH PATHOLOGY		22,000.00	1,822.25	1,822.25	66.18	7,440.75	0.00	0.00
7,440.75									
01 2151 340 009	OTHER PROFESSIONAL SERVICES/SLP		100,000.00	8,849.25	8,849.25	56.62	43,379.50	0.00	0.00
43,379.50									
01 2151 340 010	OTHER PROFESSIONAL SERVICES & OFFICIALS		500.00	0.00	0.00	197.50	(487.48)	0.00	0.00
(487.48)									
01 2151 610 009	GENERAL SUPPLIES		1,000.00	0.00	0.00	0.00	1,000.00	0.00	0.00
1,000.00									
2151 SA SPEECH PATHOLOGY			145,500.00	13,486.25	13,486.25	61.32	56,280.27	0.00	0.00
56,280.27									
2152 PK 3-5 SPEECH PATHOLOGY									
01 2152 340 010	3-5 SPEECH PATHOLOGY SERVICES		50,000.00	3,159.00	3,159.00	29.69	35,156.75	0.00	0.00
35,156.75									
2152 PK 3-5 SPEECH PATHOLOGY			50,000.00	3,159.00	3,159.00	29.69	35,156.75	0.00	0.00
35,156.75									
2153 PK 0-3 SPEECH PATHOLOGY									
01 2153 340 010	0-2 SPEECH PATHOLOGY		15,000.00	749.25	749.25	51.44	7,284.75	0.00	0.00
7,284.75									
2153 PK 0-3 SPEECH PATHOLOGY			15,000.00	749.25	749.25	51.44	7,284.75	0.00	0.00
7,284.75									
2161 SA OCCUPATIONAL THERAPY									
01 2161 340 001	OCCUPATIONAL THERAPY		5,000.00	255.00	255.00	161.50	(3,075.00)	0.00	0.00
(3,075.00)									
01 2161 340 003	OCCUPATIONAL THERAPY		3,500.00	102.00	102.00	42.26	2,021.00	0.00	0.00
2,021.00									
01 2161 340 009	OCCUPATIONAL THERAPY		30,000.00	1,292.00	1,292.00	35.42	19,375.00	0.00	0.00
19,375.00									
2161 SA OCCUPATIONAL THERAPY			38,500.00	1,649.00	1,649.00	52.41	18,321.00	0.00	0.00
18,321.00									
2162 PK OCCUPATIONAL THERAPY									
01 2162 340 010	OCCUPATIONAL THERAPY		42,000.00	0.00	0.00	0.00	42,000.00	0.00	0.00
42,000.00									
2162 PK OCCUPATIONAL THERAPY			42,000.00	0.00	0.00	0.00	42,000.00	0.00	0.00
42,000.00									
2163 0-2 OCCUPATIONAL THERAPY									
01 2163 340 010	OCCUPATIONAL THERAPY		0.00	2,788.00	2,788.00	0.00	(9,469.00)	0.00	0.00
(9,469.00)									
2163 0-2 OCCUPATIONAL THERAPY			0.00	2,788.00	2,788.00	0.00	(9,469.00)	0.00	0.00
(9,469.00)									
2171 SA PHYSICAL THERAPY									
01 2171 340 001	PHYSICAL THERAPY SERVICES		3,500.00	153.00	153.00	43.23	1,987.00	0.00	0.00
1,987.00									
01 2171 340 003	PHYSICAL THERAPY SERVICES		1,100.00	238.00	238.00	139.09	(430.00)	0.00	0.00
(430.00)									
01 2171 340 009	PHYSICAL THERAPY SERVICES		12,000.00	1,156.00	1,156.00	43.92	6,730.00	0.00	0.00
6,730.00									
2171 SA PHYSICAL THERAPY			16,600.00	1,547.00	1,547.00	50.08	8,287.00	0.00	0.00
8,287.00									
2172 PK PHYSICAL THERAPY									
01 2172 340 010	PHYSICAL THERAPY SERVICES		20,000.00	0.00	0.00	0.00	20,000.00	0.00	0.00
20,000.00									

Account Number	Account Description	Revised Budget	Expended During Month	Activity	% of Budget	Balance at EOM	A/ P Outstanding	P/ O Outstanding	Unencumbered Balance
2172 PHYSICAL THERAPY		20,000.00	20,000.00	0.00	0.00	0.00	20,000.00	0.00	0.00
2173 0-2 PHYSICAL THERAPY									
01 2173 340 010 (8,398.00)	PHYSICAL THERAPY SERVICES	0.00	0.00	1,632.00	1,632.00	0.00	(8,398.00)	0.00	0.00
2173 0-2 PHYSICAL THERAPY			0.00	1,632.00	1,632.00	0.00	(8,398.00)	0.00	0.00
2181 SA VISION									
01 2181 340 009 29,440.96	VISION SERVICES	62,000.00	62,000.00	8,029.52	8,029.52	52.51	29,440.96	0.00	0.00
01 2181 340 010 2,127.28	OTHER PROFESSIONAL SERVICES	5,500.00	5,500.00	1,686.36	1,686.36	61.32	2,127.28	0.00	0.00
2181 SA VISION			67,500.00	9,715.88	9,715.88	53.23	31,568.24	0.00	0.00
2189 M.S. ATHLETICS									
01 2189 130 003 0.00	ATHLETIC PROGRAMS	0.00	0.00	0.00	0.00	0.00	0.00	0.00	0.00
2189 M.S. ATHLETICS			0.00	0.00	0.00	0.00	0.00	0.00	0.00
2204 CHEERLEADERS									
01 2204 408 001 0.00	CHEERLEADERS	0.00	0.00	0.00	0.00	0.00	0.00	0.00	0.00
2204 CHEERLEADERS			0.00	0.00	0.00	0.00	0.00	0.00	0.00
2212 INSTR AND CURRICULUM DEVELOPMENT									
01 2212 151 000 7,515.00	ADD'L COMPENSATION TO TEACHERS	15,000.00	15,000.00	0.00	0.00	49.90	7,515.00	0.00	0.00
01 2212 221 000 927.52	SOCIAL SECURITY/TEACHERS	1,500.00	1,500.00	0.00	0.00	38.17	927.52	0.00	0.00
01 2212 231 000 949.64	RETIREMENT/TEACHERS PROF STAFF	1,500.00	1,500.00	0.00	0.00	36.69	949.64	0.00	0.00
01 2212 237 000 811.01	ADD'L RETIREMENT CONTRIBUTION	1,000.00	1,000.00	0.00	0.00	18.90	811.01	0.00	0.00
01 2212 320 000 500.00	PROFESSIONAL EDUCATIONAL SERVICES	500.00	500.00	0.00	0.00	0.00	500.00	0.00	0.00
01 2212 330 000 700.00	EMPLOYEE TRAINING	2,000.00	2,000.00	0.00	0.00	65.00	1,900.00	0.00	1,200.00
01 2212 330 001 0.00	EMPLOYEE TRAINING/DEVELOPMENT	0.00	0.00	0.00	0.00	0.00	0.00	0.00	0.00
01 2212 330 003 100.00	EMPLOYEE TRAINING/DEVELOPMENT	100.00	100.00	0.00	0.00	0.00	100.00	0.00	0.00
01 2212 610 000 (814.22)	CURRICULUM SUPPLIES	18,000.00	18,000.00	0.00	0.00	104.52	(814.22)	0.00	0.00
01 2212 610 001 (4,702.30)	GENERAL SUPPLIES	7,000.00	7,000.00	11,397.30	11,397.30	167.18	(4,702.30)	0.00	0.00
01 2212 610 003 (68.99)	GENERAL SUPPLIES	5,000.00	5,000.00	2,658.00	2,658.00	101.38	2,342.00	0.00	2,410.99
01 2212 610 009 16,932.25	GENERAL SUPPLIES	20,000.00	20,000.00	2,428.55	2,428.55	15.34	17,168.25	0.00	236.00
01 2212 640 000 50,000.00	TEXTBOOKS	50,000.00	50,000.00	0.00	0.00	0.00	50,000.00	0.00	0.00
01 2212 640 001 3,000.00	TEXTBOOKS	3,000.00	3,000.00	0.00	0.00	0.00	3,000.00	0.00	0.00

Account Number	Account Description	Revised Budget	Expended During Month	Activity	% of Budget	Balance at EOM	A/ P Outstanding	P/ O Outstanding	Unencumbered Balance
01 2212 640 003	TEXTBOOKS	5,000.00	0.00	0.00	0.00	5,000.00	0.00	0.00	0.00
5,000.00									
01 2212 640 009	TEXTBOOKS	0.00	0.00	0.00	0.00	0.00	0.00	0.00	0.00
0.00									
01 2212 643 000	WEB BASED SOFTWARE	500.00	0.00	0.00	0.00	500.00	0.00	0.00	0.00
500.00									
01 2212 643 001	WEB BASED SOFTWARE	10,000.00	0.00	0.00	0.00	10,000.00	0.00	0.00	0.00
10,000.00									
01 2212 643 003	WEB BASED SOFTWARE	1,000.00	0.00	0.00	0.00	1,000.00	0.00	0.00	0.00
1,000.00									
01 2212 643 009	WEB BASED SOFTWARE	0.00	0.00	0.00	0.00	0.00	0.00	0.00	0.00
0.00									
2212	INSTRUCTION CURRICULUM	141,100.00	16,483.85	16,483.85	34.55	96,196.90	0.00	3,846.99	
92,734.01									
2213	INSTRUCTIONAL STAFF TRAINING								
01 2213 252 000	TUITION REIMBURSEMNT/SUPPORT STAFF	500.00	0.00	0.00	0.00	500.00	0.00	0.00	
500.00									
01 2213 330 000	INSTRUCTIONAL STAFF TRAINING	2,000.00	0.00	0.00	26.25	1,700.00	0.00	225.00	
1,475.00									
01 2213 330 001	EMPLOYEE TRAINING/DEVELOPMENT	3,000.00	0.00	0.00	19.86	2,920.00	0.00	515.83	
2,404.17									
01 2213 330 003	EMPLOYEE TRAINING/DEVELOPMENT	500.00	0.00	0.00	0.00	500.00	0.00	0.00	
500.00									
01 2213 330 009	EMPLOYEE TRAINING/DEVELOPMENT	1,500.00	0.00	0.00	75.27	521.00	0.00	150.00	
371.00									
2213	INSTRUCTIONAL STAFF TRAINING	7,500.00	0.00	0.00	30.00	6,141.00	0.00	890.83	
5,250.17									
2214	IMPLEMENTATION OF STANDARDS								
01 2214 320 000	PROFESSIONAL EDUCATIONAL SERVICES	0.00	0.00	0.00	0.00	0.00	0.00	0.00	
0.00									
2214	IMPLEMENTATION OF STANDARDS	0.00	0.00	0.00	0.00	0.00	0.00	0.00	
0.00									
2220	LIBRARY/MEDIA SERVICES								
01 2220 111 001	SALARIES OF TEACHERS/PROF STAFF	10,000.00	3,091.67	3,091.67	139.13	(3,912.52)	0.00	0.00	
(3,912.52)									
01 2220 111 003	SALARIES OF TEACHERS/PROF STAFF	35,000.00	4,637.50	4,637.50	61.83	13,358.33	0.00	0.00	
13,358.33									
01 2220 111 009	SALARIES OF TEACHERS/PROF STAFF	37,000.00	2,195.09	2,195.09	29.66	26,024.55	0.00	0.00	
26,024.55									
01 2220 211 001	GROUP INS FOR TEACHERS/PROF STAFF	100.00	29.15	29.15	131.15	(31.15)	0.00	0.00	
(31.15)									
01 2220 211 003	GROUP INS FOR TEACHERS/PROF STAFF	500.00	43.81	43.81	40.89	295.55	0.00	0.00	
295.55									
01 2220 211 009	GROUP INS FOR TEACHERS/PROF STAFF	500.00	18.51	18.51	18.51	407.45	0.00	0.00	
407.45									
01 2220 221 001	SOCIAL SECURITY/TEACHERS PROF STAFF	3,200.00	234.46	234.46	32.95	2,145.71	0.00	0.00	
2,145.71									
01 2220 221 003	SOCIAL SECURITY/TEACHERS	3,500.00	354.18	354.18	47.22	1,847.15	0.00	0.00	

Account Number	Account Description	Revised Budget	Expended During Month	Activity	% of Budget	Balance at EOM	A/ P Outstanding	P/ O Outstanding	Unencumbered Balance
	PROF STAFF								
1,847.15									
01 2220 221 009	SOCIAL SECURITY/TEACHERS PROF STAFF		3,500.00	197.31	197.31	28.19	2,513.45	0.00	0.00
2,513.45									
01 2220 231 001	RETIREMENT/TEACHERS PROF STAFF		1,000.00	227.32	227.32	102.29	(22.94)	0.00	0.00
(22.94)									
01 2220 231 003	RETIREMENT/TEACHERS PROF STAFF		4,500.00	340.99	340.99	35.36	2,908.72	0.00	0.00
2,908.72									
01 2220 231 009	RETIREMENT/TEACHERS PROF STAFF		2,600.00	161.40	161.40	31.04	1,793.00	0.00	0.00
1,793.00									
01 2220 237 001	ADD'L RETIREMENT CONTRIBUTION		500.00	78.06	78.06	70.25	148.73	0.00	0.00
148.73									
01 2220 237 003	ADD'L RETIREMENT CONTRIBUTION		1,000.00	117.10	117.10	54.65	453.54	0.00	0.00
453.54									
01 2220 237 009	ADD'L RETIREMENT CONTRIBUTION		1,500.00	55.43	55.43	18.48	1,222.85	0.00	0.00
1,222.85									
01 2220 281 001	HEALTH BENEFITS FOR TEACHERS/PROF		2,000.00	1,008.47	1,008.47	225.38	(2,507.69)	0.00	0.00
(2,507.69)									
01 2220 281 003	HEALTH BENEFITS FOR TEACHERS/PROF		14,000.00	1,752.92	1,752.92	58.79	5,769.51	0.00	0.00
5,769.51									
01 2220 281 009	HEALTH BENEFITS FOR TEACHERS/PROF		14,000.00	393.30	393.30	14.05	12,033.50	0.00	0.00
12,033.50									
01 2220 610 001	GENERAL SUPPLIES		500.00	0.00	0.00	0.00	500.00	0.00	0.00
500.00									
01 2220 610 003	GENERAL SUPPLIES		2,700.00	0.00	0.00	53.37	1,259.00	0.00	0.00
1,259.00									
01 2220 610 009	GENERAL SUPPLIES		500.00	0.00	0.00	0.00	500.00	0.00	0.00
500.00									
01 2220 640 001	TEXTBOOKS/LIBRARY BOOKS		1,000.00	0.00	0.00	0.00	1,000.00	0.00	0.00
1,000.00									
01 2220 640 003	TEXTBOOKS/LIBRARY BOOKS		3,200.00	0.00	0.00	80.87	612.21	0.00	0.00
612.21									
01 2220 640 009	TEXTBOOKS/LIBRARY BOOKS		4,000.00	0.00	0.00	50.00	4,000.00	0.00	2,000.00
2,000.00									
2220 LIBRARY/MEDIA SERVICES			146,300.00	14,936.67	14,936.67	51.94	72,318.95	0.00	2,000.00
2230 INSTRUCTION RELATED TECHNOLOGY									
01 2230 116 000	SALARIES/NON CERTIFIED PROFESSIONALS		0.00	0.00	0.00	0.00	0.00	0.00	0.00
0.00									
01 2230 216 000	GROUP INS/NON CERT PROF STAFF		0.00	0.00	0.00	0.00	0.00	0.00	0.00
0.00									
01 2230 226 000	SS/MEDICARE/NON CERTIFIED PROFESSIONALS		0.00	0.00	0.00	0.00	0.00	0.00	0.00
0.00									
01 2230 236 000	RETIREMENT CONTRIBUTION/PROF NON CERT		0.00	0.00	0.00	0.00	0.00	0.00	0.00
0.00									

Account Number	Account Description	Revised Budget	Expended During Month	Activity	% of Budget	Balance at EOM	A/ P Outstanding	P/ O Outstanding	Unencumbered Balance
01 2230 237 000	ADD'L RETIREMENT CONTRIBUTION		0.00	0.00	0.00	0.00	0.00	0.00	0.00
0.00									
01 2230 286 000	HEALTH BENEFITS/PROF NON CERT STAFF		0.00	0.00	0.00	0.00	0.00	0.00	0.00
0.00									
01 2230 330 000	EMPLOYEE TRAINING/DEVELOPMENT		500.00	0.00	0.00	0.00	500.00	0.00	0.00
500.00									
01 2230 350 000	TECHNICAL SERVICES		2,000.00	0.00	0.00	2.89	1,942.25	0.00	0.00
1,942.25									
01 2230 350 003	TECHNICAL SERVICES		2,000.00	0.00	0.00	0.00	2,000.00	0.00	0.00
2,000.00									
01 2230 432 000	TECHNOLOGY REPAIRS AND MNTCE		500.00	0.00	0.00	0.00	500.00	0.00	0.00
500.00									
01 2230 610 000	GENERAL SUPPIES		1,000.00	0.00	0.00	(1.15)	1,011.50	0.00	0.00
1,011.50									
2230	INSTRUCTION RELATED TECHNOLOGY		6,000.00	0.00	0.00	0.77	5,953.75	0.00	0.00
5,953.75									
2310	BOARD OF EDUCATION								
01 2310 221 000	SOCIAL SECURITY/TEACHERS/PROF STAFF		0.00	0.00	0.00	0.00	0.00	0.00	0.00
0.00									
01 2310 291 000	OTHER EMPLOYEE BENEFITS/PROF STAFF		13,000.00	3,285.00	3,285.00	49.71	6,538.00	0.00	0.00
6,538.00									
01 2310 310 000	ADMINISTRATIVE SERV ICES		10,000.00	0.00	0.00	0.00	10,000.00	0.00	0.00
10,000.00									
01 2310 340 000	OTHER PROFESSIONAL SERVICES/OFFICIALS		2,000.00	0.00	0.00	0.00	2,000.00	0.00	0.00
2,000.00									
01 2310 520 000	INSURANCE		303,000.00	0.00	0.00	97.94	6,229.00	0.00	0.00
6,229.00									
01 2310 540 000	ADVERTISING		15,000.00	428.97	428.97	26.80	11,080.34	0.00	100.00
10,980.34									
01 2310 610 000	GENERAL SUPPLIES		2,093.00	77.13	77.13	114.16	238.58	0.00	535.00
(296.42)									
01 2310 610 000 0014	GENERAL SUPPLIES		0.00	0.00	0.00	0.00	0.00	0.00	0.00
0.00									
01 2310 643 000	WEB BASED SOFTWARE		23,000.00	10,449.78	10,449.78	96.20	873.66	0.00	0.00
873.66									
01 2310 810 000	DUES AND FEES		56,000.00	1,160.00	1,160.00	32.87	37,591.31	0.00	0.00
37,591.31									
2310	BOARD OF EDUCATION		424,093.00	15,400.88	15,400.88	82.57	74,550.89	0.00	635.00
74,915.89									
2320	EXECUTIVE ADMIN. SERVICES								
01 2320 105 000	SALARIES PAID TO SUPERINTENDENT		165,000.00	13,483.29	13,483.29	40.86	97,583.55	0.00	0.00
97,583.55									
01 2320 215 000	GROUP INS/SUPERINTENDENTS		2,000.00	133.93	133.93	33.48	1,330.35	0.00	0.00
1,330.35									
01 2320 225 000	SOCIAL SECURITY/SUPERINTENDENT		12,000.00	1,088.39	1,088.39	30.96	8,284.43	0.00	0.00
8,284.43									
01 2320 235 000	RETIREMENT/SUPERINTENDENTS		14,000.00	991.40	991.40	35.41	9,043.00	0.00	0.00
9,043.00									
01 2320 237 000	ADD'L RETIREMENT CONTRIBUTION		5,000.00	340.45	340.45	34.05	3,297.75	0.00	0.00

Account Number	Account Description	Revised Budget	Expended During Month	Activity	% of Budget	Balance at EOM	A/ P Outstanding	P/ O Outstanding	Unencumbered Balance
3,297.75									
01 2320 285 000	HEALTH BENEFITS/SUPERINTENDENT		11,000.00	740.82	740.82	33.67	7,295.90	0.00	0.00
7,295.90									
01 2320 320 000	PROF EDUCATIONAL SERVICES		0.00	0.00	0.00	0.00	0.00	0.00	0.00
0.00									
01 2320 330 000	EMPLOYEE TRAINING/DEVELOPMENT		1,000.00	227.98	227.98	22.80	772.02	0.00	0.00
772.02									
01 2320 382 000	DISTANCE ED/TELECOMMUNICATIONS		1,500.00	0.00	0.00	0.00	1,500.00	0.00	0.00
1,500.00									
01 2320 580 000	TRAVEL EXPENDITURES		2,000.00	0.00	0.00	8.25	1,835.09	0.00	0.00
1,835.09									
01 2320 610 000	GENERAL SUPPLIES		3,000.00	882.47	882.47	32.14	2,035.68	0.00	0.00
2,035.68									
01 2320 810 000	DUES AND FEES/ENTRY FEES		2,000.00	0.00	0.00	0.00	2,000.00	0.00	0.00
2,000.00									
2320	EXECUTIVE ADMIN. SERVICES		218,500.00	17,888.73	17,888.73	38.23	134,977.77	0.00	0.00
2330	DISTRICT LEGAL SERVICES								
01 2330 317 000	CONTRACTED LEGAL SERVICES		14,000.00	885.00	885.00	41.93	8,130.37	0.00	0.00
8,130.37									
2330	DISTRICT LEGAL SERVICES		14,000.00	885.00	885.00	41.93	8,130.37	0.00	0.00
2410	OFFICE OF THE PRINCIPAL SERV.								
01 2410 110 001	REG SALARIES/NON INST STAFF		80,000.00	6,228.72	6,228.72	34.42	52,462.78	0.00	0.00
52,462.78									
01 2410 110 003	REG SALARIES/NON INST STAFF		64,000.00	5,282.01	5,282.01	43.53	36,141.17	0.00	0.00
36,141.17									
01 2410 110 003 0014	REGULAR SALARIES		0.00	0.00	0.00	0.00	0.00	0.00	0.00
0.00									
01 2410 110 009	REG SALARIES/NON INSTR STAFF		70,000.00	6,182.43	6,182.43	48.31	36,184.25	0.00	0.00
36,184.25									
01 2410 110 009 0014	REGULAR SALARIES		0.00	0.00	0.00	0.00	0.00	0.00	0.00
0.00									
01 2410 111 000	SALARIES OF TEACHERS/PROF STAFF		120,000.00	9,323.46	9,323.46	38.85	73,382.70	0.00	0.00
73,382.70									
01 2410 111 001	SALARIES OF TEACHERS/PROF STAFF		371,000.00	30,421.88	30,421.88	41.00	218,890.60	0.00	0.00
218,890.60									
01 2410 111 003	SALARIES OF TEACHERS/PROF STAFF		235,000.00	18,018.65	18,018.65	38.34	144,906.75	0.00	0.00
144,906.75									
01 2410 111 009	SALARIES OF TEACHERS/PROF STAFF		185,000.00	15,336.02	15,336.02	41.45	108,319.90	0.00	0.00
108,319.90									
01 2410 210 001	GROUP INS/NON INSTR STAFF		100.00	1.36	1.36	6.80	93.20	0.00	0.00
93.20									
01 2410 210 003	GROU INS/NON INSTR STAFF		100.00	21.78	21.78	132.25	(32.25)	0.00	0.00
(32.25)									
01 2410 210 009	GROUP INS/NON INST STAFF		100.00	1.94	1.94	9.70	90.30	0.00	0.00
90.30									
01 2410 211 000	GROUP INS FOR TEACHERS/PROF STAFF		1,500.00	73.29	73.29	24.43	1,133.55	0.00	0.00
1,133.55									
01 2410 211 001	GROUP INS FOR TEACHERS/PROF		3,500.00	289.56	289.56	41.53	2,046.38	0.00	0.00

Account Number	Account Description	Revised Budget	Expended During Month	Activity	% of Budget	Balance at EOM	A/ P Outstanding	P/ O Outstanding	Unencumbered Balance
	STAFF								
2,046.38									
01 2410 211 003	GROUP INS FOR TEACHERS/PROF STAFF	2,000.00	154.71	154.71	38.68	1,226.45	0.00		0.00
1,226.45									
01 2410 211 009	GROUP INS FOR TEACHERS/PROF STAFF	2,000.00	147.46	147.46	36.87	1,262.70	0.00		0.00
1,262.70									
01 2410 220 001	SOCIAL SECURITY/NON INST STAFF	8,000.00	502.51	502.51	27.81	5,774.84	0.00		0.00
5,774.84									
01 2410 220 003	SOCIAL SECURITY/NON INST STAFF	5,500.00	413.19	413.19	39.75	3,313.53	0.00		0.00
3,313.53									
01 2410 220 009	SOCIAL SECURITY/NON INST STAFF	6,000.00	488.26	488.26	44.39	3,336.52	0.00		0.00
3,336.52									
01 2410 221 000	SOCIAL SECURITY/TEACHERS/PROF STAFF	11,000.00	724.50	724.50	32.88	7,383.56	0.00		0.00
7,383.56									
01 2410 221 001	SOCIAL SECURITY/TEACHERS PROF STAFF	30,000.00	2,320.64	2,320.64	38.68	18,396.54	0.00		0.00
18,396.54									
01 2410 221 003	SOCIAL SECURITY/TEACHERS PROF STAFF	20,000.00	1,425.78	1,425.78	35.64	12,871.03	0.00		0.00
12,871.03									
01 2410 221 009	SOCIAL SECURITY/TEACHERS/PROF STAFF	15,000.00	1,173.37	1,173.37	39.11	9,133.06	0.00		0.00
9,133.06									
01 2410 230 001	RETIREMENT/NON INST STAFF	7,000.00	457.99	457.99	28.93	4,975.24	0.00		0.00
4,975.24									
01 2410 230 003	RETIREMENT/NON INST STAFF	6,000.00	389.87	389.87	34.29	3,942.46	0.00		0.00
3,942.46									
01 2410 230 009	RETIREMENT/NON INST STAFF	6,000.00	444.44	444.44	35.24	3,885.50	0.00		0.00
3,885.50									
01 2410 231 000	RETIREMENT/TEACHERS PROF STAFF	9,000.00	685.54	685.54	38.09	5,572.30	0.00		0.00
5,572.30									
01 2410 231 001	RETIREMENT/TEACHERS PROF STAFF	28,000.00	2,236.86	2,236.86	39.94	16,815.70	0.00		0.00
16,815.70									
01 2410 231 003	RETIREMENT/TEACHERS PROF STAFF	17,000.00	1,324.88	1,324.88	38.97	10,375.60	0.00		0.00
10,375.60									
01 2410 231 009	RETIREMENT/TEACHERS PROF STAFF	15,000.00	1,127.63	1,127.63	37.59	9,361.85	0.00		0.00
9,361.85									
01 2410 237 000	ADD'L RETIREMENT CONTRIBUTION	10,000.00	235.41	235.41	11.77	8,822.95	0.00		0.00
8,822.95									
01 2410 237 001	ADD'L RETIREMENT CONTRIBUTION	12,000.00	925.42	925.42	37.80	7,463.98	0.00		0.00
7,463.98									
01 2410 237 003	ADD'L RETIREMENT CONTRIBUTION	8,000.00	588.86	588.86	37.27	5,018.58	0.00		0.00
5,018.58									
01 2410 237 009	ADD'L RETIREMENT CONTRIBUTION	6,600.00	539.86	539.86	40.34	3,937.70	0.00		0.00
3,937.70									
01 2410 280 001	HEALTH BENEFITS/NON	4,200.00	340.00	340.00	36.90	2,650.00	0.00		0.00

Account Number	Account Description	Revised Budget	Expended During Month	Activity	% of Budget	Balance at EOM	A/ P Outstanding	P/ O Outstanding	Unencumbered Balance
	INSTRUCTIONAL								
2,650.00									
01 2410 280 003	HEALTH BENEFITS/NON INSTRUCTIONAL		3,400.00	698.82	698.82	124.79	(842.85)	0.00	0.00
(842.85)									
01 2410 280 009	HEALTH BENEFITS/NON INSTRUCTIONAL		3,000.00	200.00	200.00	33.33	2,000.00	0.00	0.00
2,000.00									
01 2410 281 000	HEALTH BENEFITS FOR TEACHERS/PROF		11,000.00	763.48	763.48	34.70	7,182.60	0.00	0.00
7,182.60									
01 2410 281 001	HEALTH BENEFITS FOR TEACHERS/PROF		103,000.00	8,760.01	8,760.01	42.53	59,196.74	0.00	0.00
59,196.74									
01 2410 281 003	HEALTH BENEFITS FOR TEACHERS/PROF		40,000.00	3,153.96	3,153.96	39.43	24,229.13	0.00	0.00
24,229.13									
01 2410 281 009	HEALTH BENEFITS FOR TEACHERS/PROF		60,000.00	4,674.46	4,674.46	38.96	36,626.63	0.00	0.00
36,626.63									
01 2410 291 000	ADMINISTRATIVE MILEAGE		1,500.00	100.00	100.00	33.33	1,000.00	0.00	0.00
1,000.00									
01 2410 291 001	ADMINISTRATIVE MILEAGE		1,500.00	50.00	50.00	16.67	1,250.00	0.00	0.00
1,250.00									
01 2410 291 003	ADMINSTRATIVE MILEAGE		1,000.00	50.00	50.00	25.00	750.00	0.00	0.00
750.00									
01 2410 291 009	ADMINISTRATIVE MILEAGE		1,000.00	0.00	0.00	0.00	1,000.00	0.00	0.00
1,000.00									
01 2410 810 000	DUES AND FEES/ENTRY FEES		4,600.00	0.00	0.00	38.80	2,815.00	0.00	0.00
2,815.00									
01 2410 810 001	DUES AND FEES/ENTRY FEES		2,600.00	0.00	0.00	0.00	2,600.00	0.00	0.00
2,600.00									
01 2410 810 003	DUES AND FEES/ENTRY FEES		1,000.00	0.00	0.00	0.00	1,000.00	0.00	0.00
1,000.00									
01 2410 810 009	DUES AND FEES		1,500.00	0.00	0.00	0.00	1,500.00	0.00	0.00
1,500.00									
2410 959,446.67	OFFICE OF THE PRINCIPAL SERV.		1,593,700.00	126,279.01	126,279.01	39.80	959,446.67	0.00	0.00
2510	GENERAL BUSINESS SUPPORT								
01 2510 110 000	REG SALARIES/NON INST STAFF		105,000.00	13,344.96	13,344.96	62.20	39,685.86	0.00	0.00
39,685.86									
01 2510 116 000	SALARIES/NON CERTIFIED PROFESSIONALS		65,000.00	0.00	0.00	0.00	65,000.00	0.00	0.00
65,000.00									
01 2510 210 000	GROUP INS/NON INST STAFF		150.00	48.70	48.70	162.33	(93.50)	0.00	0.00
(93.50)									
01 2510 216 000	GROUP INS/NON CERT PROF STAFF		1,000.00	0.00	0.00	0.00	1,000.00	0.00	0.00
1,000.00									
01 2510 220 000	SOCIAL SECURITY/NON INST STAFF		9,000.00	1,002.11	1,002.11	54.64	4,082.01	0.00	0.00
4,082.01									
01 2510 226 000	SS/MEDICARE/NON CERTIFIED PROFESSIONALS		5,000.00	0.00	0.00	0.00	5,000.00	0.00	0.00
5,000.00									
01 2510 230 000	RETIREMENT/NON INST STAFF		10,000.00	981.22	981.22	48.02	5,197.62	0.00	0.00
5,197.62									
01 2510 236 000	RETIREMENT CONTRIBUTION/PROF NON CERT		8,000.00	0.00	0.00	0.00	8,000.00	0.00	0.00

Account Number	Account Description	Revised Budget	Expended During Month	Activity	% of Budget	Balance at EOM	A/ P Outstanding	P/ O Outstanding	Unencumbered Balance
		8,000.00							
01 2510 237 000	ADD'L RETIREMENT CONTRIBUTION		4,000.00	336.98	336.98	41.23	2,350.77	0.00	0.00
		2,350.77							
01 2510 260 000	UNEMPLOYMENT/NON INSTRUCTIONAL		50.00	0.00	0.00	0.00	50.00	0.00	0.00
		50.00							
01 2510 262 000	UNEMPLOYMENT/INSTRUC AIDES		0.00	0.00	0.00	0.00	(3,804.24)	0.00	0.00
		(3,804.24)							
01 2510 280 000	HEALTH BENEFITS/NON INSTRUCTIONAL		3,500.00	643.58	643.58	91.94	282.10	0.00	0.00
		282.10							
01 2510 286 000	HEALTH BENEFITS/PROF NON CERT STAFF		1,000.00	0.00	0.00	0.00	1,000.00	0.00	0.00
		1,000.00							
01 2510 315 000	ACCOUNTING AND AUDITING SE		40,000.00	0.00	0.00	73.42	10,633.24	0.00	0.00
		10,633.24							
01 2510 330 000	EMPLOYEE TRAINING/DEVELOPMENT		1,000.00	0.00	0.00	36.93	630.70	0.00	0.00
		630.70							
01 2510 340 000	OTHER PROFESSIONAL SERVICES/OFFICIALS		615.00	0.00	0.00	1,209.76	(6,825.00)	0.00	0.00
		(6,825.00)							
01 2510 443 000	RENTAL OF TECH EQUIPMENT		0.00	0.00	0.00	0.00	0.00	0.00	0.00
		0.00							
01 2510 520 000	INSURANCE		0.00	0.00	0.00	0.00	0.00	0.00	0.00
		0.00							
01 2510 531 000	POSTAGE		3,240.00	536.88	536.88	33.14	2,166.24	0.00	0.00
		2,166.24							
01 2510 610 000	GENERAL SUPPLIES		4,000.00	777.09	777.09	31.18	3,152.94	0.00	400.00
		2,752.94							
01 2510 643 000	WEB BASED SOFTWARE		4,700.00	331.00	331.00	35.21	3,045.00	0.00	0.00
		3,045.00							
01 2510 650 000	TECHNOLOGY SOFTWARE		20,000.00	0.00	0.00	0.00	20,000.00	0.00	0.00
		20,000.00							
01 2510 810 000	DUES AND FEES/ENTRY FEES		2,200.00	326.58	326.58	26.95	1,607.14	0.00	0.00
		1,607.14							
01 2510 835 000	INTEREST ON SHORT TERM DEBT		5,000.00	0.00	0.00	0.00	5,000.00	0.00	0.00
		5,000.00							
2510	GENERAL BUSINESS SUPPORT		292,455.00	18,329.10	18,329.10	42.98	167,160.88	0.00	400.00
		166,760.88							
2530	DUPLICATNG SERVICES								
01 2530 440 000	COPIER LEASES/MAINTENANCE		85,000.00	15,682.20	15,682.20	53.90	39,184.91	0.00	0.00
		39,184.91							
01 2530 440 003	COPIER LEASES		1,000.00	0.00	0.00	0.00	1,000.00	0.00	0.00
		1,000.00							
01 2530 440 009	RENTALS/LEASES		500.00	0.00	0.00	0.00	500.00	0.00	0.00
		500.00							
01 2530 610 000	COPIER SUPPLIES		15,000.00	0.00	0.00	0.00	15,000.00	0.00	0.00
		15,000.00							
2530	DUPLICATNG SERVICES		101,500.00	15,682.20	15,682.20	45.14	55,684.91	0.00	0.00
		45,815.09							
2540	EVALUATION SERVICES								
01 2540 810 000	DUES AND FEES/ENTRY FEES		0.00	0.00	0.00	0.00	0.00	0.00	0.00
		0.00							
2540	EVALUATION SERVICES		0.00	0.00	0.00	0.00	0.00	0.00	0.00
		0.00							
2580	ADMIN TECHNOLOGY SERVICES								

Account Number	Account Description	Revised Budget	Expended During Month	Activity	% of Budget	Balance at EOM	A/ P Outstanding	P/ O Outstanding	Unencumbered Balance
01 2580 110 000	REGULAR SALARIES	40,000.00	1,259.05	1,259.05	28.83	28,468.43	0.00	0.00	28,468.43
01 2580 116 000	SALARIES/NON CERTIFIED PROFESSIONALS	65,000.00	5,180.30	5,180.30	39.85	39,098.50	0.00	0.00	39,098.50
01 2580 216 000	GROUP INS/NON CERT PROF STAFF	100.00	1.94	1.94	9.70	90.30	0.00	0.00	90.30
01 2580 220 000	RETIREMENT/NON TEACHING STAFF	4,200.00	96.32	96.32	21.00	3,317.82	0.00	0.00	3,317.82
01 2580 226 000	SS/MEDICARE/NON CERTIFIED PROFESSIONALS	6,000.00	396.29	396.29	33.02	4,018.55	0.00	0.00	4,018.55
01 2580 230 000	RETIREMENT/NON INSTRUCTIONAL STAFF	3,000.00	92.58	92.58	28.26	2,152.10	0.00	0.00	2,152.10
01 2580 236 000	RETIREMENT CONTRIBUTION/PROF NON CERT	4,500.00	380.90	380.90	42.32	2,595.50	0.00	0.00	2,595.50
01 2580 237 000	ADD'L RETIREMENT CONTRIBUTION	2,500.00	162.60	162.60	37.81	1,554.80	0.00	0.00	1,554.80
01 2580 280 000	HEALTH BENEFITS/NON INSTRUCTIONAL	3,000.00	0.00	0.00	0.00	3,000.00	0.00	0.00	3,000.00
01 2580 286 000	HEALTH BENEFITS/PROF NON CERT STAFF	30,000.00	2,337.23	2,337.23	38.95	18,313.85	0.00	0.00	18,313.85
01 2580 350 000	TECHNICAL SERVICES	5,000.00	0.00	0.00	218.00	4,959.83	0.00	10,859.81	(5,899.98)
01 2580 382 000	DISTANCE LRNG AND TELECOMMUNICATIONS	66,000.00	28,733.11	28,733.11	106.47	(4,267.69)	0.00	0.00	(4,267.69)
01 2580 432 000	TECHNOLOGY REPAIRS AND MNTCE	25,000.00	768.00	768.00	77.59	6,126.84	0.00	525.19	5,601.65
01 2580 432 001	TECHNOLOGY REPAIRS AND MNTCE	0.00	0.00	0.00	0.00	0.00	0.00	0.00	0.00
01 2580 432 003	REPAIRS AND MAINTENANCE	0.00	0.00	0.00	0.00	0.00	0.00	0.00	0.00
01 2580 432 009	TECHNOLOGY REPAIRS AND MNTCE	50.00	0.00	0.00	0.00	50.00	0.00	0.00	50.00
01 2580 610 000	TECHNOLOGY SUPPLIES	160,000.00	0.00	0.00	4.60	153,524.61	0.00	888.92	152,635.69
01 2580 610 001	GENERAL SUPPLIES/BROADCASTING	4,000.00	0.00	0.00	60.44	1,592.21	0.00	9.95	1,582.26
01 2580 643 000	WEB BASED SOFTWARE	75,000.00	0.00	0.00	12.09	72,300.00	0.00	6,365.00	65,935.00
01 2580 650 000	TECHNLOGY SOFTWARE/UNDER $5k	2,000.00	0.00	0.00	0.00	2,000.00	0.00	0.00	2,000.00
01 2580 734 000	TECHNOLOGY RELATED HARDWARE	20,000.00	0.00	0.00	182.11	(16,152.50)	0.00	269.99	(16,422.49)
01 2580 810 000	DUES AND FEES/ENTRY FEES	100.00	0.00	0.00	0.00	100.00	0.00	0.00	100.00
01 2580 810 001	DUES AND FEES/ENTRY FEES	1,000.00	0.00	0.00	0.00	1,000.00	0.00	0.00	1,000.00

Account Number	Account Description	Revised Budget	Expended During Month	Activity	% of Budget	Balance at EOM	A/ P Outstanding	P/ O Outstanding	Unencumbered Balance
2580	ADMIN TECHNOLOGY SERVICES	804,924.29	516,450.00	39,408.32	39,408.32	40.96	323,843.15	0.00	18,918.86
2610	OPERATION OF PLANT								
01 2610 110 001	REG SALARIES/NON INSTR STAFF	125,000.00	13,680.25	13,680.25	50.83	61,460.39	0.00	0.00	61,460.39
01 2610 110 003	REG SALARIES/NON INSTR STAFF	120,000.00	10,299.33	10,299.33	38.06	74,331.93	0.00	0.00	74,331.93
01 2610 110 009	REG SALARIES/NON INSTR STAFF	65,000.00	6,065.16	6,065.16	50.22	32,359.28	0.00	0.00	32,359.28
01 2610 210 001	GROUP INS/NON INSTR STAFF	150.00	5.82	5.82	19.40	120.90	0.00	0.00	120.90
01 2610 210 003	GROUP INS/NON INSTR STAFF	150.00	4.86	4.86	14.26	128.61	0.00	0.00	128.61
01 2610 210 009	GROUP INS/NON INSTR STAFF	3,500.00	3.88	3.88	0.55	3,480.60	0.00	0.00	3,480.60
01 2610 220 001	SOCIAL SECURITY/NON INST STAFF	10,000.00	1,013.39	1,013.39	46.95	5,304.97	0.00	0.00	5,304.97
01 2610 220 003	SOCIAL SECUIRTY/NON INSTR STAFF	10,000.00	833.79	833.79	37.00	6,299.90	0.00	0.00	6,299.90
01 2610 220 009	SOCIAL SECURITY/NON INSTR STAFF	5,000.00	493.18	493.18	52.86	2,356.96	0.00	0.00	2,356.96
01 2610 230 001	RETIREMENT/NON INSTR STAFF	10,000.00	1,005.87	1,005.87	46.72	5,328.12	0.00	0.00	5,328.12
01 2610 230 003	RETIREMENT/NON INSTR STAFF	10,000.00	757.29	757.29	33.58	6,642.11	0.00	0.00	6,642.11
01 2610 230 009	RETIREMENT/NON INSTR STAFF	5,000.00	445.97	445.97	48.00	2,599.98	0.00	0.00	2,599.98
01 2610 237 001	ADD'L RETIREMENT CONTRIBUTION	3,100.00	345.42	345.42	51.75	1,495.65	0.00	0.00	1,495.65
01 2610 237 003	ADD'L RETIREMENT CONTRIBUTION	3,100.00	260.05	260.05	37.20	1,946.93	0.00	0.00	1,946.93
01 2610 237 009	ADD'L RETIREMENT CONTRIBUTION	1,500.00	153.14	153.14	54.95	675.82	0.00	0.00	675.82
01 2610 280 001	HEALTH BENEFITS/NON INSTRUCTIONAL	20,000.00	1,272.24	1,272.24	31.81	13,638.80	0.00	0.00	13,638.80
01 2610 280 003	HEALTH BENEFITS/NON INSTRUCTIONAL	15,000.00	600.00	600.00	11.68	13,248.45	0.00	0.00	13,248.45
01 2610 280 009	HEALTH BENEFITS/NON INSTRUCTIONAL	9,000.00	400.00	400.00	22.22	7,000.00	0.00	0.00	7,000.00
01 2610 410 001	WATER AND SEWER	13,000.00	711.11	711.11	68.37	4,112.23	0.00	0.00	4,112.23
01 2610 410 003	WATER AND SEWER	9,700.00	471.55	471.55	49.10	4,937.04	0.00	0.00	4,937.04
01 2610 410 009	WATER AND SEWER	3,500.00	269.20	269.20	37.37	2,192.01	0.00	0.00	2,192.01
01 2610 431 000	REPAIRS AND MAINTENANCE	55,000.00	0.00	0.00	0.00	55,000.00	0.00	0.00	55,000.00
01 2610 431 001	REPAIRS/MAINTENANCE NON TECH	5,000.00	0.00	0.00	0.00	5,000.00	0.00	0.00	5,000.00

Account Number	Account Description	Revised Budget	Expended During Month	Activity	% of Budget	Balance at EOM	A/ P Outstanding	P/ O Outstanding	Unencumbered Balance
01 2610 431 003	REPAIRS/MAINTENANCE NON TECH	1,000.00	0.00	0.00	0.00	1,000.00	0.00	0.00	0.00
1,000.00									
01 2610 431 009	REPAIRS/MAINTENANCE NON TECH	20,000.00	0.00	0.00	0.00	20,000.00	0.00	0.00	0.00
20,000.00									
01 2610 610 000	GENERAL CUSTODIAL SUPPLIES	5,000.00	0.00	0.00	0.00	5,000.00	0.00	0.00	0.00
5,000.00									
01 2610 610 000 0014	GENERAL SUPPLIES	0.00	0.00	0.00	0.00	0.00	0.00	0.00	0.00
0.00									
01 2610 610 001	CUSTODIAL SUPPLIES	3,000.00	0.00	0.00	0.00	3,000.00	0.00	0.00	0.00
3,000.00									
01 2610 610 003	CUSTODIAL SUPPLIES	3,000.00	0.00	0.00	0.00	3,000.00	0.00	0.00	0.00
3,000.00									
01 2610 621 001	UTILITY ENERGY SERVICES	220,000.00	20,135.63	20,135.63	31.39	152,527.16	0.00	1,589.13	
150,938.03									
01 2610 621 003	UTILITY ENERGY SERVICES	163,000.00	23,932.36	23,932.36	41.62	95,511.13	0.00	351.33	
95,159.80									
01 2610 810 000	DUES AND FEES/ENTRY FEES	500.00	0.00	0.00	0.00	500.00	0.00	0.00	
500.00									
2610 OPERATION OF PLANT		917,200.00	83,159.49	83,159.49	35.86	590,198.97	0.00	1,940.46	
588,258.51									
2620 MAINTENANCE OF PLANT									
01 2620 110 000	REGULAR SALARIES/NON INSTR STAFF	135,000.00	11,469.30	11,469.30	42.48	77,653.50	0.00	0.00	
77,653.50									
01 2620 110 001	REGULAR SALARIES	40,000.00	3,888.08	3,888.08	48.60	20,559.60	0.00	0.00	
20,559.60									
01 2620 110 003	REGULAR SALARIES	50,000.00	4,155.36	4,155.36	41.55	29,223.20	0.00	0.00	
29,223.20									
01 2620 210 000	GROUP INS/NON INSTRUCTIONAL STAFF	100.00	3.88	3.88	19.40	80.60	0.00	0.00	
80.60									
01 2620 210 001	GROUP INS/NON INSTRUCTIONAL	50.00	1.94	1.94	19.40	40.30	0.00	0.00	
40.30									
01 2620 210 003	GROUP INS/NON INSTRUCTIONAL	50.00	1.94	1.94	19.40	40.30	0.00	0.00	
40.30									
01 2620 220 000	SOCIAL SECURITY/NON INSTRC STAFF	10,500.00	900.61	900.61	43.08	5,976.19	0.00	0.00	
5,976.19									
01 2620 220 001	SOCIAL SECURITY/NON INSTRU	3,100.00	312.74	312.74	50.44	1,536.30	0.00	0.00	
1,536.30									
01 2620 220 003	SOCIAL SECURITY/NON INSTRU	4,000.00	333.20	333.20	41.65	2,334.00	0.00	0.00	
2,334.00									
01 2620 230 000	RETIREMENT/NON INSTR STAFF	10,000.00	843.32	843.32	42.17	5,783.40	0.00	0.00	
5,783.40									
01 2620 230 001	RETIREMENT/NON INSTRUC STAFF	3,000.00	285.88	285.88	47.65	1,570.60	0.00	0.00	
1,570.60									
01 2620 230 003	RETIREMENT/NON INSTR STAFF	3,700.00	305.54	305.54	41.29	2,172.30	0.00	0.00	
2,172.30									
01 2620 237 000	ADD'L RETIREMENT CONTRIBUTION	3,300.00	289.60	289.60	43.88	1,852.00	0.00	0.00	
1,852.00									
01 2620 237 001	ADD'L RETIREMENT CONTRIBUTION	1,200.00	98.17	98.17	40.90	709.15	0.00	0.00	
709.15									
01 2620 237 003	ADD'L RETIREMENT CONTRIBUTION	1,200.00	104.92	104.92	43.72	675.40	0.00	0.00	
675.40									

Account Number	Account Description	Revised Budget	Expended During Month	Activity	% of Budget	Balance at EOM	A/ P Outstanding	P/ O Outstanding	Unencumbered Balance
01 2620 280 000	HEALTH BENEFITS/NON INSTRUCTIONAL		12,000.00	1,048.32	1,048.32	43.68	6,758.40	0.00	0.00
6,758.40									
01 2620 280 001	HEALTH BENEFITS/NON INSTRUCTIONAL		2,500.00	200.00	200.00	40.00	1,500.00	0.00	0.00
1,500.00									
01 2620 280 003	HEALTH BENEFITS/NON INSTRUCTIONAL		2,500.00	200.00	200.00	40.00	1,500.00	0.00	0.00
1,500.00									
01 2620 290 000	PHONE STIPEND/NON INSTRUCTIONAL		2,200.00	112.50	112.50	37.84	1,367.50	0.00	0.00
1,367.50									
01 2620 291 000	PHONE STIPEND		0.00	0.00	0.00	0.00	0.00	0.00	0.00
0.00									
01 2620 291 001	PHONE STIPEND		0.00	0.00	0.00	0.00	0.00	0.00	0.00
0.00									
01 2620 291 003	PHONE STIPEND		0.00	0.00	0.00	0.00	0.00	0.00	0.00
0.00									
01 2620 420 000	TRASH SERVICE		0.00	0.00	0.00	0.00	0.00	0.00	0.00
0.00									
01 2620 420 001	TRASH SERVICE		19,352.00	942.06	942.06	44.73	12,336.37	0.00	1,639.67
10,696.70									
01 2620 420 003	TRASH SERVICE		18,000.00	1,441.27	1,441.27	44.93	9,912.95	0.00	0.00
9,912.95									
01 2620 431 000	REPAIRS/MAINTENANCE NON TECH		50,000.00	7,889.81	7,889.81	175.65	(30,824.38)	0.00	7,000.00
(37,824.38)									
01 2620 431 001	REPAIRS/MAINTENANCE NON TECH		35,000.00	5,068.00	5,068.00	208.23	(37,880.32)	0.00	0.00
(37,880.32)									
01 2620 431 003	REPAIRS/MAINTENANCE NON TECH		25,000.00	3,076.94	3,076.94	131.36	(7,839.83)	0.00	0.00
(7,839.83)									
01 2620 431 009	REPAIRS/MAINTENANCE NON TECH		35,000.00	2,539.00	2,539.00	101.62	(567.50)	0.00	0.00
(567.50)									
01 2620 442 000	LEASES		0.00	0.00	0.00	0.00	0.00	0.00	0.00
0.00									
01 2620 610 000	GENERAL SUPPLIES		200,000.00	26,795.80	26,795.80	50.95	120,886.49	0.00	22,794.26
98,092.23									
01 2620 610 001	GENERAL SUPPLIES		9,000.00	0.00	0.00	26.00	6,660.05	0.00	0.00
6,660.05									
01 2620 610 003	GENERAL SUPPLIES		6,500.00	0.00	0.00	48.58	3,342.40	0.00	0.00
3,342.40									
01 2620 610 009	GENERAL SUPPLIES		2,100.00	0.00	0.00	40.80	1,243.17	0.00	0.00
1,243.17									
01 2620 626 000	GASOLINE		2,000.00	0.00	0.00	0.00	2,000.00	0.00	0.00
2,000.00									
01 2620 731 000	MACHINERY		1,000.00	0.00	0.00	0.00	1,000.00	0.00	0.00
1,000.00									
01 2620 810 000	DUES AND FEES/ENTRY FEES		1,000.00	0.00	0.00	42.00	580.00	0.00	0.00
580.00									
2620	MAINTENANCE OF PLANT		688,352.00	72,308.18	72,308.18	69.38	242,182.14	0.00	31,433.93
240,748.21									
2630	UPKEEP OF GROUNDS								
01 2630 431 000	REPAIRS/MAINTENANCE NON TECH		20,000.00	0.00	0.00	20.94	15,812.10	0.00	0.00
15,812.10									
01 2630 440 000	RENTALS/LEASES		500.00	0.00	0.00	0.00	500.00	0.00	0.00
500.00									
01 2630 442 000	RENTALS/LEASES		4,000.00	0.00	0.00	75.00	1,000.00	0.00	0.00

Account Number	Account Description	Revised Budget	Expended During Month	Activity	% of Budget	Balance at EOM	A/ P Outstanding	P/ O Outstanding	Unencumbered Balance
1,000.00									
01 2630 731 000	MACHINERY	500.00	0.00	0.00	0.00	500.00	0.00	0.00	
500.00									
2630 UNKEMPT GROUNDS		25,000.00	0.00	0.00	28.75	17,812.10	0.00	0.00	
17,812.10									
2650 VEHICLE OPERATION/MAINTENANCE									
01 2650 431 000	REPAIRS AND MAINTENANCE	10,000.00	0.00	0.00	15.75	8,425.00	0.00	0.00	
8,425.00									
01 2650 442 000	LEASE PAYMENTS	0.00	0.00	0.00	0.00	0.00	0.00	0.00	
0.00									
01 2650 610 000	GENERAL SUPPLIES	600.00	15.00	15.00	33.33	400.00	0.00	0.00	
400.00									
01 2650 626 000	GASOLINE	1,000.00	0.00	0.00	0.00	1,000.00	0.00	0.00	
1,000.00									
01 2650 732 000	VEHICLE ACQUISITION	0.00	0.00	0.00	0.00	50.00	0.00	0.00	
50.00									
2650 VEHICLE OPERATION/MAINTENANCE		11,600.00	15.00	15.00	14.87	9,875.00	0.00	0.00	
9,875.00									
2660 SECURITY SERVICES									
01 2660 590 000	SECURITY EXPENSES	92,000.00	0.00	0.00	28.44	65,836.97	0.00	0.00	
65,836.97									
2660 SECURITY SERVICES		92,000.00	0.00	0.00	28.44	65,836.97	0.00	0.00	
65,836.97									
2670 SAFETY SERVICES									
01 2670 350 000	TECHNICAL SERVICES	7,000.00	454.10	454.10	82.70	1,211.35	0.00	0.00	
1,211.35									
01 2670 610 000	GENERAL SUPPLIES	0.00	0.00	0.00	0.00	0.00	0.00	0.00	
0.00									
2670 SAFETY SERVICES		7,000.00	454.10	454.10	82.70	1,211.35	0.00	0.00	
1,211.35									
2710 REGULAR STUDENT TRANSPORTATION									
01 2710 330 000	EMPLOYEE TRAINING/DEVELOPMENT	7,000.00	200.00	200.00	14.14	6,010.00	0.00	0.00	
6,010.00									
01 2710 519 000	STUDENT TRANSPORTATION	420,000.00	82,300.64	82,300.64	49.34	213,251.53	0.00	487.10	
212,764.43									
01 2710 519 001	STUDENT TRANSPORTATION/HIGH SCH	100.00	0.00	0.00	0.00	100.00	0.00	0.00	
100.00									
2710 REGULAR STUDENT TRANSPORTATION		427,100.00	82,500.64	82,500.64	48.75	219,361.53	0.00	487.10	
218,874.43									
2712 SA SPED VEHICLE OPERATION									
01 2712 330 000	EMPLOYEE TRAINING/DEVELOPMENT	500.00	0.00	0.00	0.00	500.00	0.00	0.00	
500.00									
01 2712 332 000	MILEAGE TO PARENTS	41,000.00	3,431.07	3,431.07	47.16	21,664.75	0.00	0.00	
21,664.75									
01 2712 340 000	OTHER PROFESSIONAL SERVICES	1,000.00	0.00	0.00	52.50	475.00	0.00	0.00	
475.00									
01 2712 382 000	DISTANCE ED/TELECOMMUNICATIONS	2,000.00	120.03	120.03	36.26	1,274.85	0.00	0.00	
1,274.85									
01 2712 519 000	STUDENT TRANSPORTATION	185,000.00	49,234.48	49,234.48	114.53	(26,877.18)	0.00	0.00	
(26,877.18)									
01 2712 520 000	INSURANCE	500.00	0.00	0.00	100.00	0.00	0.00	0.00	
0.00									
01 2712 610 000	GENERAL SUPPLIES	500.00	0.00	0.00	0.00	500.00	0.00	0.00	
500.00									

Account Number	Account Description	Revised Budget	Expended During Month	Activity	% of Budget	Balance at EOM	A/ P Outstanding	P/ O Outstanding	Unencumbered Balance
01 2712 626 000	GASOLINE		500.00	0.00	0.00	0.00	500.00	0.00	0.00
500.00									
2712	$1,962.58) VEHICLE OPERATION		231,000.00	52,785.58	52,785.58	100.85	(1,962.58)	0.00	0.00
2713	PK VEHICLE OPERATION								
01 2713 519 010	PK TRANSPORTATION		5,000.00	0.00	0.00	0.00	5,000.00	0.00	0.00
5,000.00									
2713	PK VEHICLE OPERATION		5,000.00	0.00	0.00	0.00	5,000.00	0.00	0.00
3300	COMMUNITY SERVICE OPERATIONS								
01 3300 111 001	REG SALARIES/TEACHERS/FITNESS		0.00	0.00	0.00	0.00	0.00	0.00	0.00
0.00									
01 3300 151 003 0013	ADD'L COMP TO PROF STAFF/BDA		0.00	0.00	0.00	0.00	0.00	0.00	0.00
0.00									
01 3300 221 001	SOCIAL SECURITY/PROF STAFF		0.00	0.00	0.00	0.00	0.00	0.00	0.00
0.00									
01 3300 221 003 0013	FICA/PROF STAFF/BDA		0.00	0.00	0.00	0.00	0.00	0.00	0.00
0.00									
01 3300 231 001	RETIREMENT/TEACHERS PROF STAFF		0.00	0.00	0.00	0.00	0.00	0.00	0.00
0.00									
01 3300 231 003 0013	RETIREMENT/TEACHERS PROF STAFF/BDA		0.00	0.00	0.00	0.00	0.00	0.00	0.00
0.00									
01 3300 237 001	ADD'L RETIREMENT CONTRIBUTION		0.00	0.00	0.00	0.00	0.00	0.00	0.00
0.00									
01 3300 237 003 0013	ADD'L RETIREMENT CONTRIBUTION		0.00	0.00	0.00	0.00	0.00	0.00	0.00
0.00									
01 3300 320 003 0013	PROFESSIONAL EDUCATIONAL SERVICES		0.00	0.00	0.00	0.00	0.00	0.00	0.00
0.00									
01 3300 330 003 0013	EMPLOYEE TRAINING/DEVELOPMENT/BDA		0.00	0.00	0.00	0.00	0.00	0.00	0.00
0.00									
01 3300 340 003 0013	OTHER PROFESSIONAL SERVICES		0.00	0.00	0.00	0.00	0.00	0.00	0.00
0.00									
01 3300 382 003 0013	DISTANCE ED/TELECOMMUNICATIONS		0.00	53.71	53.71	0.00	(268.50)	0.00	0.00
(268.50)									
01 3300 490 001	OTHER PROPERTY SERVICES		15,000.00	920.08	920.08	31.79	11,008.33	0.00	776.38
10,231.95									
01 3300 490 010	OTHER PROPERTY SERVICES/PECC		1,500.00	0.00	0.00	0.00	1,500.00	0.00	0.00
1,500.00									
01 3300 530 003 0013	COMMUNICATIONS/BDA		0.00	0.00	0.00	0.00	0.00	0.00	0.00
0.00									
01 3300 580 003 0013	TRAVEL EXPENDITURES/BDA		0.00	0.00	0.00	0.00	0.00	0.00	0.00
0.00									
01 3300 610 001	GENERAL SUPPLIES/FITNESS		0.00	0.00	0.00	0.00	0.00	0.00	0.00
0.00									
01 3300 610 003 0013	GENERAL SUPPLIES/BDA		0.00	0.00	0.00	0.00	72.93	0.00	0.00
72.93									
01 3300 610 010	PECC SUPPLIES		500.00	0.00	0.00	0.00	500.00	0.00	0.00
500.00									
01 3300 810 003 0013	DUES AND FEES/ENTRY FEES/BDA		0.00	0.00	0.00	0.00	0.00	0.00	0.00
0.00									

Account Number	Account Description	Revised Budget	Expended During Month	Activity	% of Budget	Balance at EOM	A/ P Outstanding	P/ O Outstanding	Unencumbered Balance
3300 COMMUNITY SERVICE OPERATIONS		17,000.00	17,000.00	973.79	973.79	29.20	12,812.76	0.00	776.38
3400 GRANTS FR PRIVATE INTERESTS/EDQUEST									
01 3400 123 001	SUBSTITUTE TEACHER SALARIES/ED QUEST	600.00	600.00	0.00	0.00	0.00	600.00	0.00	0.00
01 3400 151 001	ADD'L COMP/TEACHERS/ED QUEST	0.00	0.00	0.00	0.00	0.00	0.00	0.00	0.00
01 3400 221 001	FICA/TEACHERS/ED QUEST	200.00	200.00	0.00	0.00	0.00	200.00	0.00	0.00
01 3400 223 001	SS/MEDICARE FOR SUBS/ED QUEST	50.00	50.00	0.00	0.00	0.00	50.00	0.00	0.00
01 3400 231 001	RETIREMENT/TEACHERS/ED QUEST	50.00	50.00	0.00	0.00	0.00	50.00	0.00	0.00
01 3400 233 001	RETIREMENT CONTRIB/FAC SUBS	50.00	50.00	0.00	0.00	0.00	50.00	0.00	0.00
01 3400 237 001	ADD'L RETIREMENT CONTRIBUTION	0.00	0.00	0.00	0.00	0.00	0.00	0.00	0.00
01 3400 330 010 0010	ASD MINI GRANT EMPLOYEE TRNGS	0.00	0.00	0.00	0.00	0.00	0.00	0.00	0.00
01 3400 340 000 0011	COF PURCHASED SERVICES	600.00	600.00	0.00	0.00	0.00	600.00	0.00	0.00
01 3400 580 001	TRAVEL EXPENDITURES/ED QUEST	3,000.00	2,648.41	171.45	171.45	11.72	2,648.41	0.00	0.00
01 3400 580 003	TRAVEL EXPENDITURES	1,500.00	1,500.00	0.00	0.00	0.00	1,500.00	0.00	0.00
01 3400 610 000 0011	CIRCLE OF FRIENDS SUPPLIES	1,200.00	1,200.00	0.00	0.00	0.00	1,200.00	0.00	0.00
01 3400 610 001	GENERAL SUPPLIES/EDUCATION QUEST	5,000.00	2,509.91	1,040.51	1,040.51	49.80	3,378.21	0.00	868.30
01 3400 810 001	DUES AND FEES/ENTRY FEES/ED QUEST	0.00	(1,610.00)	0.00	0.00	0.00	(1,610.00)	0.00	0.00
3400 GRANTS FR PRIVATE		12,250.00	12,250.00	1,211.96	1,211.96	36.34	8,666.62	0.00	868.30
3500 STATE CATEGORICAL PROGRAMS/RULE 82									
01 3500 151 000	ADD'L COMP TO PROF STAFF/RULE 82	0.00	0.00	0.00	0.00	0.00	0.00	0.00	0.00
01 3500 221 000	FICA/CERTIFIED STAFF/RULE 82	0.00	0.00	0.00	0.00	0.00	0.00	0.00	0.00
01 3500 231 000	RETIREMENT/PROF STAFF/RULE 82	0.00	0.00	0.00	0.00	0.00	0.00	0.00	0.00
01 3500 382 000	DISTANCE ED/TELECOMMUNICATIONS	0.00	0.00	0.00	0.00	0.00	0.00	0.00	0.00
01 3500 810 000	DUES AND FEES/ENTRY FEES	0.00	0.00	0.00	0.00	0.00	0.00	0.00	0.00
3500 STATE CATEGORICAL		0.00	0.00	0.00	0.00	0.00	0.00	0.00	0.00
3535 HIGH ABILITY LEARNERS									
01 3535 519 000	STUDENT TRANSPORTATION PURCHASED	0.00	(250.00)	0.00	0.00	0.00	0.00	0.00	250.00

Account Number	Account Description	Revised Budget	Expended During Month	Activity	% of Budget	Balance at EOM	A/ P Outstanding	P/ O Outstanding	Unencumbered Balance
01 3535 580 000	TRAVEL EXPENDITURES	1,500.00	1,500.00	0.00	0.00	0.00	1,500.00	0.00	0.00
01 3535 610 000	GENERAL SUPPLIES	4,500.00	4,500.00	345.22	345.22	59.59	3,955.57	0.00	2,137.11
01 3535 650 000	TECHNOLOGY SUPPLIES	1,000.00	1,000.00	0.00	0.00	0.00	1,000.00	0.00	0.00
01 3535 810 000	DUES AND FEES/ENTRY FEES	5,000.00	5,000.00	1,017.25	1,017.25	38.60	3,310.25	0.00	240.00
3535	HIGH ABILITY LEARNERS	12,000.00	12,000.00	1,362.47	1,362.47	40.51	9,765.82	0.00	2,627.11
3540	STATE EARLY CHILDHOOD GRANT								
01 3540 111 010	SALARIES OF TEACHERS/PROF STAFF	60,000.00	60,000.00	0.00	0.00	8.61	54,836.92	0.00	0.00
01 3540 112 010	REG SALARIES/INSTRUCTIONAL AIDES	45,000.00	45,000.00	4,768.00	4,768.00	52.27	21,478.50	0.00	0.00
01 3540 123 010	SUBSTITUTE TEACHER SALARIES	1,500.00	1,500.00	0.00	0.00	0.00	1,500.00	0.00	0.00
01 3540 151 010	ADD'L COMP TO TEACHERS/PROF STAFF	1,000.00	1,000.00	0.00	0.00	0.00	1,000.00	0.00	0.00
01 3540 211 010	GROUP INS FOR TEACHERS/PROF STAFF	5,000.00	5,000.00	0.00	0.00	1.04	4,948.12	0.00	0.00
01 3540 221 010	SOC SECURITY/PROF STAFF	4,500.00	4,500.00	0.00	0.00	8.35	4,124.43	0.00	0.00
01 3540 222 010	SS/MEDICARE TO INSTRUCTIONAL AIDES	3,500.00	3,500.00	364.75	364.75	51.41	1,700.59	0.00	0.00
01 3540 223 010	SS/MEDICARE FOR SUBSTITUTE TEACHERS	500.00	500.00	0.00	0.00	0.00	500.00	0.00	0.00
01 3540 231 010	RETIREMENT/TEACHERS PROF STAFF	4,000.00	4,000.00	0.00	0.00	9.49	3,620.36	0.00	0.00
01 3540 232 010	RETIREMENT/INSTRUCTIONAL AIDES	3,000.00	3,000.00	350.58	350.58	57.65	1,270.51	0.00	0.00
01 3540 233 010	RETIREMENT CONTRIB/FAC SUBS	500.00	500.00	0.00	0.00	0.00	500.00	0.00	0.00
01 3540 237 010	ADD'L RETIREMENT CONTRIBUTION	3,000.00	3,000.00	120.39	120.39	24.14	2,275.71	0.00	0.00
01 3540 281 010	HEALTH BENEFITS FOR TEACHERS/PROF	25,000.00	25,000.00	0.00	0.00	8.56	22,860.31	0.00	0.00
01 3540 330 010	EMPLOYEE TRAINING/DEVELOPMENT	2,500.00	2,500.00	0.00	0.00	0.00	2,500.00	0.00	0.00
01 3540 382 010	DISTANCE ED/TELECOMMUNICATIONS	1,500.00	1,500.00	0.00	0.00	0.00	1,500.00	0.00	0.00
01 3540 580 010	TRAVEL EXPENSE AND MILEAGE	0.00	0.00	0.00	0.00	0.00	0.00	0.00	0.00
01 3540 610 010	SUPPLIES	5,000.00	5,000.00	0.00	0.00	0.00	5,000.00	0.00	0.00
01 3540 630 010	DUES AND FEES	0.00	0.00	0.00	0.00	0.00	0.00	0.00	0.00

Account Number	Account Description	Revised Budget	Expended During Month	Activity	% of Budget	Balance at EOM	A/ P Outstanding	P/ O Outstanding	Unencumbered Balance
01 3540 733 010	FURNITURE AND FIXTURES	300.00	0.00	0.00	0.00	300.00	0.00	0.00	0.00
300.00									
3540	EARLY CHILDHOOD GRANT	165,800.00	5,603.72	5,603.72	21.64	129,915.45	0.00	0.00	0.00
129,915.45									
3541	BIRTH TO 3 ENDOWMENT								
01 3541 111 010	SALARIES OF TEACHERS/PROF STAFF	10,000.00	957.25	957.25	47.86	5,213.75	0.00	0.00	0.00
5,213.75									
01 3541 116 010	SALARIES/NON CERTIFIED PROFESSIONALS	45,000.00	3,441.74	3,441.74	36.64	28,512.74	0.00	0.00	0.00
28,512.74									
01 3541 123 010	SUBSTITUTE TEACHER SALARIES	0.00	0.00	0.00	0.00	0.00	0.00	0.00	0.00
0.00									
01 3541 211 010	GROUP INS FOR TEACHERS/PROF STAFF	100.00	8.53	8.53	42.65	57.35	0.00	0.00	0.00
57.35									
01 3541 216 010	GROUP INS/NON CERT PROF STAFF	100.00	0.00	0.00	0.00	100.00	0.00	0.00	0.00
100.00									
01 3541 221 010	SOCIAL SECURITY/PROF STAFF	1,000.00	75.64	75.64	37.82	621.81	0.00	0.00	0.00
621.81									
01 3541 226 010	SS/MEDICARE/NON CERTIFIED PROFESSIONALS	3,100.00	243.89	243.89	37.56	1,935.71	0.00	0.00	0.00
1,935.71									
01 3541 231 010	RETIREMENT/TEACHERS PROF STAFF	1,000.00	70.38	70.38	35.19	648.10	0.00	0.00	0.00
648.10									
01 3541 236 010	RETIREMENT CONTRIBUTION/PROF NON CERT	3,200.00	253.06	253.06	37.88	1,987.73	0.00	0.00	0.00
1,987.73									
01 3541 237 010	ADD'L RETIREMENT CONTRIBUTION	1,500.00	111.07	111.07	35.81	962.84	0.00	0.00	0.00
962.84									
01 3541 281 010	HEALTH BENEFITS FOR TEACHERS/PROF	3,000.00	199.66	199.66	33.28	2,001.70	0.00	0.00	0.00
2,001.70									
01 3541 286 010	HEALTH BENEFITS/PROF NON CERT STAFF	7,000.00	518.32	518.32	37.02	4,408.41	0.00	0.00	0.00
4,408.41									
01 3541 330 010	EMPLOYEE TRAINING	3,500.00	0.00	0.00	45.93	2,342.28	0.00	450.00	
1,892.28									
01 3541 340 010	OTHER PROFESSIONAL SERVICES	1,000.00	0.00	0.00	0.00	1,000.00	0.00	0.00	0.00
1,000.00									
01 3541 382 010	DISTANCE ED/TELECOMMUNICATIONS	500.00	0.00	0.00	0.00	500.00	0.00	0.00	0.00
500.00									
01 3541 530 000	COMMUNICATIONS	0.00	0.00	0.00	0.00	0.00	0.00	0.00	0.00
0.00									
01 3541 530 010	COMMUNICATIONS	0.00	0.00	0.00	0.00	0.00	0.00	0.00	0.00
0.00									
01 3541 540 000	ADVERTISING	0.00	0.00	0.00	0.00	0.00	0.00	0.00	0.00
0.00									
01 3541 540 010	ADVERTISING	50.00	0.00	0.00	0.00	50.00	0.00	0.00	0.00
50.00									
01 3541 580 010	TRAVEL EXPENSES	100.00	0.00	0.00	0.00	100.00	0.00	0.00	0.00
100.00									
01 3541 610 010	GENERAL SUPPLIES	1,100.00	1,188.20	1,188.20	819.88	(7,748.63)	0.00	170.00	
(7,918.63)									

Account Number	Account Description	Revised Budget	Expended During Month	Activity	% of Budget	Balance at EOM	A/ P Outstanding	P/ O Outstanding	Unencumbered Balance
01 3541 890 000	MISCELLANEOUS EXPENDITURES	0.00	0.00	0.00	0.00	0.00	0.00	0.00	0.00
0.00									
3541 BATTLE CREEK ENDOWMENT		42,313.73	81,250.00	7,067.74	7,067.74	48.22	42,693.79	0.00	620.00
3550 OTHER STATE CATEGORICAL/RULE 4									
01 3550 610 000	GENERAL SUPPLIES	2,500.00	2,500.00	0.00	0.00	0.00	2,500.00	0.00	0.00
2,500.00									
01 3550 640 000	GENERAL SUPPLIES	0.00	0.00	0.00	0.00	0.00	0.00	0.00	0.00
0.00									
3550 OTHER STATE CATEGORICAL/RULE 4		2,500.00	2,500.00	0.00	0.00	0.00	2,500.00	0.00	0.00
3551 CAREER EDUCATION									
01 3551 151 001	ADD'L COMP TO TEACHERS/PROF STAFF	0.00	0.00	660.00	660.00	0.00	(660.00)	0.00	0.00
(660.00)									
01 3551 221 001	SOC SECURITY/PROF STAFF	0.00	0.00	50.48	50.48	0.00	(50.48)	0.00	0.00
(50.48)									
01 3551 231 001	RETIREMENT/TEACHERS PROF STAFF	0.00	0.00	48.52	48.52	0.00	(48.52)	0.00	0.00
(48.52)									
01 3551 237 001	ADD'L RETIREMENT CONTRIBUTION	0.00	0.00	16.67	16.67	0.00	(16.67)	0.00	0.00
(16.67)									
01 3551 330 001	EMPLOYEE TRAINING/DEVELOPMENT	0.00	0.00	0.00	0.00	0.00	(4,356.88)	0.00	0.00
(4,356.88)									
01 3551 610 001	GENERAL SUPPLIES	5,000.00	5,000.00	0.00	0.00	112.75	569.42	0.00	1,206.94
(637.52)									
3551 CAREER EDUCATION		5,000.00	5,000.00	775.67	775.67	215.40	(4,563.13)	0.00	1,206.94
3575 NEBR INNOVATION GRANT PROGRAM									
01 3575 130 000	EXTRA STIPENDS/CURRICULUM WORK	0.00	0.00	0.00	0.00	0.00	0.00	0.00	0.00
0.00									
01 3575 151 001	ADD'L COMP TO TEACHERS/PROF STAFF	0.00	0.00	0.00	0.00	0.00	0.00	0.00	0.00
0.00									
01 3575 221 001	SOCIAL SECURITY/TEACHERS	0.00	0.00	0.00	0.00	0.00	0.00	0.00	0.00
0.00									
01 3575 231 001	RETIREMENT/TEACHERS PROF STAFF	0.00	0.00	0.00	0.00	0.00	0.00	0.00	0.00
0.00									
01 3575 251 001	TUITION REIMBURSEMENT/TEACHERS	0.00	0.00	0.00	0.00	0.00	0.00	0.00	0.00
0.00									
01 3575 330 001	IN-SERVICE TRAINING	0.00	0.00	0.00	0.00	0.00	0.00	0.00	0.00
0.00									
01 3575 340 001	OTHER PROFESSIONAL SERVICES & OFFICIALS	0.00	0.00	0.00	0.00	0.00	0.00	0.00	0.00
0.00									
01 3575 610 001	SUPPLIES	0.00	0.00	0.00	0.00	0.00	0.00	0.00	0.00
0.00									
3575 NEBR INNOVATION GRANT PROGRAM		0.00	0.00	0.00	0.00	0.00	0.00	0.00	0.00
3599 OTHER STATE CATEGORICAL PROGRAMS									
01 3599 382 000	DISTANCE ED/TELECOMMUNICATIONS	0.00	0.00	0.00	0.00	0.00	0.00	0.00	0.00
0.00									
01 3599 610 000	GENERAL SUPPLIES/RULE 82/RULE 4	0.00	0.00	0.00	0.00	0.00	0.00	0.00	0.00

Account Number	Account Description	Revised Budget	Expended During Month	Activity	% of Budget	Balance at EOM	A/ P Outstanding	P/ O Outstanding	Unencumbered Balance
0.00									
01 3599 640 000	TEXTBOOKS/RULE 4	5,000.00	0.00	0.00	0.00	5,000.00	0.00	0.00	
5,000.00									
01 3599 810 000	DUES AND FEES/ENTRY FEES	0.00	0.00	0.00	0.00	0.00	0.00	0.00	
0.00									
3599	OTHER STATE CATEGORICAL	5,000.00	0.00	0.00	0.00	5,000.00	0.00	0.00	
4998	DUPONT PIONEER GIVING PROGRAM								
01 4998 410 000	SUPPLIES	0.00	0.00	0.00	0.00	0.00	0.00	0.00	
0.00									
4998	DUPONT PIONEER GIVING PROGRAM	0.00	0.00	0.00	0.00	0.00	0.00	0.00	
5000	DEBT SERVICES								
01 5000 832 000	INTEREST ON LONG TERM DEBT	175,000.00	0.00	0.00	0.00	175,000.00	0.00	0.00	
175,000.00									
01 5000 833 000	BOND ISSUANCE/DEBT RELATED COSTS	0.00	0.00	0.00	0.00	(4,983,910.00)	0.00	0.00	
(4,983,910.00)									
5000	DEBT SERVICES	175,000.00	0.00	0.00	2,847.95	(4,808,910.00)	0.00	0.00	
6200	TITLE I PART A								
01 6200 111 009	SALARIES OF TEACHERS/PROF STAFF	125,000.00	12,884.32	12,884.32	52.50	59,378.04	0.00	0.00	
59,378.04									
01 6200 151 009	ADD'L COMP TO TEACHERS/PROF STAFF	10,000.00	52.50	52.50	4.73	9,527.50	0.00	0.00	
9,527.50									
01 6200 211 009	GROUP INS FOR TEACHERS/PROF STAFF	1,500.00	111.37	111.37	37.12	943.15	0.00	0.00	
943.15									
01 6200 221 009	SOCIAL SECURITY/PROF STAFF	12,000.00	989.41	989.41	42.12	6,945.04	0.00	0.00	
6,945.04									
01 6200 231 009	RETIREMENT/TEACHERS PROF STAFF	10,000.00	951.21	951.21	48.60	5,140.20	0.00	0.00	
5,140.20									
01 6200 237 009	ADD'L RETIREMENT CONTRIBUTION	3,200.00	326.65	326.65	52.15	1,531.14	0.00	0.00	
1,531.14									
01 6200 281 009	HEALTH BENEFITS FOR TEACHERS/PROF	27,000.00	3,823.30	3,823.30	70.80	7,883.50	0.00	0.00	
7,883.50									
01 6200 320 009	PROFESSIONAL EDUCATIONAL SERVICES	1,000.00	0.00	0.00	0.00	1,000.00	0.00	0.00	
1,000.00									
01 6200 330 009	EMPLOYEE TRAINING	3,000.00	0.00	0.00	0.00	3,000.00	0.00	0.00	
3,000.00									
01 6200 610 009	GENERAL SUPPLIES	15,000.00	0.00	0.00	27.45	10,882.28	0.00	0.00	
10,882.28									
6200	TITLE I PART A	207,700.00	19,138.76	19,138.76	48.85	106,230.85	0.00	0.00	
6210	TITLE I PART A ACCOUNTABILITY								
01 6210 330 009	EMPLOYEE TRAINING	1,000.00	0.00	0.00	0.00	1,000.00	0.00	0.00	
1,000.00									
01 6210 610 009	GENERAL SUPPLIES	0.00	0.00	0.00	0.00	0.00	0.00	0.00	
0.00									
6210	TITLE I PART A ACCOUNTABILITY	1,000.00	0.00	0.00	0.00	1,000.00	0.00	0.00	
6310	TITLE II PART A								
01 6310 111 009	SALARIES OF TEACHERS/PROF STAFF	20,000.00	3,144.22	3,144.22	73.78	5,243.50	0.00	0.00	

Account Number	Account Description	Revised Budget	Expended During Month	Activity	% of Budget	Balance at EOM	A/ P Outstanding	P/ O Outstanding	Unencumbered Balance
5,243.50									
01 6310 151 000	ADD'L COMP TO TEACHERS/PROF STAFF	11,000.00	0.00	0.00	51.95	5,285.00	0.00	0.00	
5,285.00									
01 6310 211 009	GROUP INS FOR TEACHERS/PROF STAFF	200.00	32.33	32.33	76.35	47.31	0.00	0.00	
47.31									
01 6310 221 000	SOCIAL SECURITY/TEACHERS	700.00	0.00	0.00	62.46	262.78	0.00	0.00	
262.78									
01 6310 221 009	SOCIAL SECURITY/TEACHERS	1,500.00	238.91	238.91	74.72	379.20	0.00	0.00	
379.20									
01 6310 231 000	RETIREMENT/TEACHERS PROF STAFF	700.00	0.00	0.00	56.88	301.82	0.00	0.00	
301.82									
01 6310 231 009	RETIREMENT/TEACHERS PROF STAFF	1,500.00	231.18	231.18	72.33	414.98	0.00	0.00	
414.98									
01 6310 237 000	ADD'L RETIREMENT CONTRIBUTION	200.00	0.00	0.00	68.36	63.29	0.00	0.00	
63.29									
01 6310 237 009	ADD'L RETIREMENT CONTRIBUTION	500.00	79.39	79.39	74.52	127.40	0.00	0.00	
127.40									
01 6310 281 009	HEALTH BENEFITS FOR TEACHERS/PROF	5,000.00	1,423.10	1,423.10	137.22	(1,861.01)	0.00	0.00	
(1,861.01)									
01 6310 330 000	EMPLOYEE TRAINING	6,000.00	0.00	0.00	26.81	4,584.16	0.00	192.97	
4,391.19									
01 6310 340 000	OTHER PROFESSIONAL SERVICES & OFFICIALS	1,000.00	0.00	0.00	0.00	1,000.00	0.00	0.00	
1,000.00									
01 6310 540 000	ADVERTISING	0.00	0.00	0.00	0.00	0.00	0.00	0.00	
0.00									
01 6310 610 000	GENERAL SUPPLIES	500.00	0.00	0.00	0.00	500.00	0.00	0.00	
500.00									
01 6310 643 000	WEB BASED SOFTWARE	0.00	0.00	0.00	0.00	0.00	0.00	0.00	
0.00									
6310 TITLE I PART A		48,800.00	5,149.13	5,149.13	66.89	16,348.43	0.00	192.97	
6404 IDEA PART B (611) BASE									
01 6404 410 010	SUPPLIES	0.00	0.00	0.00	0.00	0.00	0.00	0.00	
0.00									
6404 IDEA PART B (611) BASE		0.00	0.00	0.00	0.00	0.00	0.00	0.00	
6406 IDEA PRESCHOOL (619) BASE									
01 6406 111 010	SALARIES OF TEACHERS/PROF STAFF	5,000.00	0.00	0.00	0.00	5,000.00	0.00	0.00	
5,000.00									
01 6406 123 010	SUBSTITUTE TEACHER SALARIES	0.00	0.00	0.00	0.00	0.00	0.00	0.00	
0.00									
01 6406 211 010	GROUP INS FOR TEACHERS/PROF STAFF	100.00	0.00	0.00	0.00	100.00	0.00	0.00	
100.00									
01 6406 221 010	SOCIAL SECURITY/TEACHERS	500.00	0.00	0.00	0.00	500.00	0.00	0.00	
500.00									
01 6406 231 010	RETIREMENT/TEACHERS PROF STAFF	500.00	0.00	0.00	0.00	500.00	0.00	0.00	
500.00									
01 6406 237 010	ADD'L RETIREMENT	200.00	0.00	0.00	0.00	200.00	0.00	0.00	

Account Number	Account Description	Revised Budget	Expended During Month	Activity	% of Budget	Balance at EOM	A/ P Outstanding	P/ O Outstanding	Unencumbered Balance
	CONTRIBUTION								
200.00									
01 6406 281 010	HEALTH BENEFITS FOR TEACHERS/PROF		2,000.00	0.00	0.00	0.00	2,000.00	0.00	0.00
2,000.00									
01 6406 340 010	OTHER PROFESSIONAL SERVICES & OFFICIALS		10,000.00	1,666.00	1,666.00	83.30	1,670.00	0.00	0.00
1,670.00									
6406 IDEA PRESCHOOL (619) BASE			18,300.00	1,666.00	1,666.00	45.52	9,970.00	0.00	0.00
6408 IDEA BASE/EP									
01 6408 111 010	SALARIES OF TEACHERS/PROF STAFF		230,000.00	18,774.76	18,774.76	41.08	135,523.70	0.00	0.00
135,523.70									
01 6408 123 010	SUBSTITUTE TEACHER SALARIES		0.00	0.00	0.00	0.00	0.00	0.00	0.00
0.00									
01 6408 211 010	GROUP INS FOR TEACHERS/PROF STAFF		5,000.00	182.22	182.22	18.22	4,088.90	0.00	0.00
4,088.90									
01 6408 221 010	SOCIAL SECURITY/TEACHERS		19,000.00	1,421.68	1,421.68	37.66	11,845.39	0.00	0.00
11,845.39									
01 6408 223 010	SS/MEDICARE FOR SUBSTITUTE TEACHERS		0.00	0.00	0.00	0.00	0.00	0.00	0.00
0.00									
01 6408 231 010	RETIREMENT/TEACHERS PROF STAFF		16,500.00	1,380.47	1,380.47	41.83	9,597.66	0.00	0.00
9,597.66									
01 6408 233 010	RETIREMENT CONTRIB/FAC SUBS		0.00	0.00	0.00	0.00	0.00	0.00	0.00
0.00									
01 6408 237 010	ADD'L RETIREMENT CONTRIBUTION		6,000.00	474.06	474.06	39.51	3,629.70	0.00	0.00
3,629.70									
01 6408 281 010	HEALTH BENEFITS FOR TEACHERS/PROF		90,000.00	7,271.09	7,271.09	40.40	53,643.48	0.00	0.00
53,643.48									
01 6408 340 001	OTHER PROFESSIONAL SERVICES & OFFICIALS		10,000.00	0.00	0.00	0.00	10,000.00	0.00	0.00
10,000.00									
01 6408 340 003	OTHER PROFESSIONAL SERVICES & OFFICIALS		10,000.00	1,235.25	1,235.25	99.43	57.25	0.00	0.00
57.25									
01 6408 340 009	OTHER PROFESSIONAL SERVICES & OFFICIALS		30,000.00	2,146.50	2,146.50	58.02	12,593.10	0.00	0.00
12,593.10									
01 6408 340 010	OTHER PROFESSIONAL SERVICES & OFFICIALS		35,000.00	5,001.75	5,001.75	66.71	11,651.75	0.00	0.00
11,651.75									
6408 IDEA BASE/EP			451,500.00	37,887.78	37,887.78	44.05	252,630.93	0.00	0.00
6412 IDEA PART B PROPORTIONATE SHARE									
01 6412 111 009	SALARIES OF TEACHERS/PROF STAFF		13,000.00	2,260.81	2,260.81	79.78	2,628.95	0.00	0.00
2,628.95									
01 6412 211 009	GROUP INS FOR TEACHERS/PROF STAFF		500.00	15.26	15.26	15.26	423.70	0.00	0.00
423.70									
01 6412 221 009	SOCIAL SECURITY/TEACHERS		1,000.00	140.58	140.58	70.29	297.11	0.00	0.00
297.11									
01 6412 231 009	RETIREMENT/TEACHERS PROF STAFF		1,000.00	133.44	133.44	66.72	332.80	0.00	0.00

Account Number	Account Description	Revised Budget	Expended During Month	Activity	% of Budget	Balance at EOM	A/ P Outstanding	P/ O Outstanding	Unencumbered Balance
332.80									
01 6412 237 009	ADD'L RETIREMENT CONTRIBUTION	500.00	45.83	45.83	45.83	270.85	0.00	0.00	
270.85									
01 6412 281 009	HEALTH BENEFITS FOR TEACHERS/PROF	4,000.00	374.49	374.49	46.81	2,127.55	0.00	0.00	
2,127.55									
01 6412 340 009	OTHER PROFESSIONAL SERVICES & OFFICIALS	15,000.00	2,004.75	2,004.75	59.81	6,029.25	0.00	0.00	
6,029.25									
6412	IDEA PART B PROPORTIONATE	35,000.00	4,975.16	4,975.16	65.40	12,110.21	0.00	0.00	
6421	IDEA 611 ARP								
01 6421 340 010	OTHER PROFESSIONAL SERVICES & OFFICIALS	5,000.00	0.00	0.00	0.00	5,000.00	0.00	0.00	
5,000.00									
6421	IDEA 611 ARP	5,000.00	0.00	0.00	0.00	5,000.00	0.00	0.00	
6422	IDEA NON PUBLIC ARP								
01 6422 340 009	OTHER PROFESSIONAL SERVICES & OFFICIALS	12,000.00	2,427.04	2,427.04	50.56	5,932.40	0.00	0.00	
5,932.40									
6422	IDEA NON PUBLIC ARP	12,000.00	2,427.04	2,427.04	50.56	5,932.40	0.00	0.00	
6423	IDEA 619 ARP								
01 6423 340 010	OTHER PROFESSIONAL SERVICES & OFFICIALS	3,000.00	0.00	0.00	0.00	3,000.00	0.00	0.00	
3,000.00									
6423	IDEA 619 ARP	3,000.00	0.00	0.00	0.00	3,000.00	0.00	0.00	
6690	OTHER NON CATEGORICAL EXP/MEDICAID								
01 6690 340 000	OTHER PROFESSIONAL SERVICES/MIPS	200.00	0.00	0.00	0.00	200.00	0.00	0.00	
200.00									
6690	OTHER NON CATEGORICAL	200.00	0.00	0.00	0.00	200.00	0.00	0.00	
6700	PERKINS REVISION GRANT								
01 6700 151 000	ADD'L COMP TO TEACHERS/PROF STAFF	0.00	0.00	0.00	0.00	0.00	0.00	0.00	
0.00									
01 6700 221 000	SOC SECURITY/PROF STAFF	0.00	0.00	0.00	0.00	0.00	0.00	0.00	
0.00									
01 6700 231 000	RETIREMENT/TEACHERS PROF STAFF	0.00	0.00	0.00	0.00	0.00	0.00	0.00	
0.00									
01 6700 237 000	ADD'L RETIREMENT CONTRIBUTION	0.00	0.00	0.00	0.00	0.00	0.00	0.00	
0.00									
01 6700 330 001	EMPLOYEE TRAINING/DEVELOPMENT	0.00	2,700.00	2,700.00	0.00	(5,593.70)	0.00	1,395.83	
(6,989.53)									
01 6700 340 000	OTHER PROFESSIONAL SERVICES & OFFICIALS	0.00	0.00	0.00	0.00	0.00	0.00	0.00	
0.00									
01 6700 610 000	GENERAL SUPPLIES	0.00	0.00	0.00	0.00	0.00	0.00	0.00	
0.00									
01 6700 610 001	GENERAL SUPPLIES	0.00	0.00	0.00	0.00	(4,242.91)	0.00	1,277.97	
(5,520.88)									
6700	PERKINS REVISION GRANT	0.00	2,700.00	2,700.00	0.00	(9,836.61)	0.00	2,673.80	
6940	HEAD START								

Account Number	Account Description	Revised Budget	Expended During Month	Activity	% of Budget	Balance at EOM	A/ P Outstanding	P/ O Outstanding	Unencumbered Balance
01 6940 110 010 0003	REGULAR SALARIES	125,000.00	7,247.13	7,247.13	35.12	81,094.05	0.00	0.00	81,094.05
01 6940 110 010 0004	REGULAR SALARIES	5,000.00	9,522.61	9,522.61	693.29	(29,664.60)	0.00	0.00	(29,664.60)
01 6940 110 010 0007	REGULAR SALARIES	0.00	858.18	858.18	0.00	(2,626.97)	0.00	0.00	(2,626.97)
01 6940 110 010 0008	REGULAR SALARIES	2,000.00	0.00	0.00	0.00	2,000.00	0.00	0.00	2,000.00
01 6940 110 010 0009	REGULAR SALARIES	8,000.00	0.00	0.00	0.00	8,000.00	0.00	0.00	8,000.00
01 6940 111 010	SALARIES OF TEACHERS/PROF STAFF	0.00	0.00	0.00	0.00	0.00	0.00	0.00	0.00
01 6940 111 010 0003	SALARIES OF TEACHERS/PROF STAFF	300,000.00	24,544.97	24,544.97	39.26	182,229.44	0.00	0.00	182,229.44
01 6940 111 010 0004	SALARIES OF TEACHERS/PROF STAFF	1,000.00	5,006.50	5,006.50	2,017.65	(19,176.47)	0.00	0.00	(19,176.47)
01 6940 111 010 0006	SALARIES OF TEACHERS/PROF STAFF	0.00	0.00	0.00	0.00	0.00	0.00	0.00	0.00
01 6940 111 010 0007	SALARIES OF TEACHERS/PROF STAFF	55,000.00	17,079.59	17,079.59	130.41	(16,727.05)	0.00	0.00	(16,727.05)
01 6940 111 010 0008	SALARIES OF TEACHERS/PROF STAFF	5,000.00	0.00	0.00	0.00	5,000.00	0.00	0.00	5,000.00
01 6940 111 010 0009	SALARIES OF TEACHERS/PROF STAFF	5,000.00	0.00	0.00	0.00	5,000.00	0.00	0.00	5,000.00
01 6940 112 010	REG SALARIES/INSTRUCTIONAL AIDES	0.00	0.00	0.00	0.00	0.00	0.00	0.00	0.00
01 6940 112 010 0003	REG SALARIES/INSTRUCTIONAL AIDES	270,000.00	24,883.38	24,883.38	47.07	142,902.04	0.00	0.00	142,902.04
01 6940 112 010 0004	REG SALARIES/INSTRUCTIONAL AIDES	5,000.00	6,972.55	6,972.55	464.73	(18,236.30)	0.00	0.00	(18,236.30)
01 6940 112 010 0006	REG SALARIES/INSTRUCTIONAL AIDES	0.00	0.00	0.00	0.00	0.00	0.00	0.00	0.00
01 6940 112 010 0007	REG SALARIES/INSTRUCTIONAL AIDES	3,900.00	382.42	382.42	46.97	2,068.08	0.00	0.00	2,068.08
01 6940 112 010 0900	REG SALARIES/INSTRUCTIONAL AIDES	1,000.00	0.00	0.00	0.00	1,000.00	0.00	0.00	1,000.00
01 6940 123 010	SUBSTITUTE TEACHER SALARIES	0.00	0.00	0.00	0.00	0.00	0.00	0.00	0.00
01 6940 123 010 0003	SUBSTITUTE TEACHER SALARIES	15,000.00	1,381.64	1,381.64	116.74	(2,511.26)	0.00	0.00	(2,511.26)
01 6940 123 010 0004	SUBSTITUTE TEACHER SALARIES	1,000.00	3,733.36	3,733.36	1,183.51	(10,835.14)	0.00	0.00	(10,835.14)
01 6940 151 010	ADD'L COMP TO TEACHERS/PROF STAFF	0.00	0.00	0.00	0.00	0.00	0.00	0.00	0.00
01 6940 151 010 0003	ADD'L COMP TO TEACHERS/PROF	1,500.00	49.46	49.46	16.49	1,252.70	0.00	0.00	0.00

Account Number	Account Description	Revised Budget	Expended During Month	Activity	% of Budget	Balance at EOM	A/ P Outstanding	P/ O Outstanding	Unencumbered Balance
	STAFF								
1,252.70									
01 6940 151 010 0004	ADD'L COMP TO TEACHERS/PROF STAFF		0.00	0.00	0.00	0.00	0.00	0.00	0.00
0.00									
01 6940 151 010 0900	ADD'L COMP TO TEACHERS/PROF STAFF		1,000.00	0.00	0.00	0.00	1,000.00	0.00	0.00
1,000.00									
01 6940 152 010 0003	ADD'L COMPENSATION/INSTRUC AIDES		1,000.00	111.30	111.30	55.65	443.50	0.00	0.00
443.50									
01 6940 152 010 0004	ADD'L COMPENSATION/INSTRUC AIDES		0.00	0.00	0.00	0.00	0.00	0.00	0.00
0.00									
01 6940 210 010	SOCIAL SECURITY		500.00	4.74	4.74	4.74	476.30	0.00	0.00
476.30									
01 6940 210 010 0003	SOCIAL SECURITY		500.00	17.40	17.40	27.62	361.90	0.00	0.00
361.90									
01 6940 210 010 0004	SOCIAL SECURITY		50.00	49.89	49.89	386.08	(143.04)	0.00	0.00
(143.04)									
01 6940 210 010 0007	SOCIAL SECURITY		0.00	0.20	0.20	0.00	(0.60)	0.00	0.00
(0.60)									
01 6940 211 010	GROUP INS FOR TEACHERS/PROF STAFF		0.00	0.00	0.00	0.00	0.00	0.00	0.00
0.00									
01 6940 211 010 0003	GROUP INS FOR TEACHERS/PROF STAFF		3,000.00	235.47	235.47	37.44	1,876.71	0.00	0.00
1,876.71									
01 6940 211 010 0004	GROUP INS FOR TEACHERS/PROF STAFF		500.00	48.67	48.67	38.94	305.32	0.00	0.00
305.32									
01 6940 211 010 0006	GROUP INS FOR TEACHERS/PROF STAFF		0.00	0.00	0.00	0.00	0.00	0.00	0.00
0.00									
01 6940 211 010 0007	GROUP INS FOR TEACHERS/PROF STAFF		500.00	154.59	154.59	127.28	(136.42)	0.00	0.00
(136.42)									
01 6940 211 010 0008	GROUP INS FOR TEACHERS/PROF STAFF		300.00	0.00	0.00	0.00	300.00	0.00	0.00
300.00									
01 6940 211 010 0009	GROUP INS FOR TEACHERS/PROF STAFF		200.00	0.00	0.00	0.00	200.00	0.00	0.00
200.00									
01 6940 212 010	GROUP INSURANCE/INSTRUC AIDES		0.00	0.00	0.00	0.00	0.00	0.00	0.00
0.00									
01 6940 212 010 0003	GROUP INSURANCE/INSTRUC AIDES		200.00	3.90	3.90	17.87	164.27	0.00	0.00
164.27									
01 6940 212 010 0004	GROUP INSURANCE/INSTRUC AIDES		150.00	1.92	1.92	3.84	144.24	0.00	0.00
144.24									
01 6940 212 010 0006	GROUP INSURANCE/INSTRUC AIDES		0.00	0.00	0.00	0.00	0.00	0.00	0.00
0.00									
01 6940 212 010 0007	GROUP INSURANCE/INSTRUC AIDES		0.00	0.00	0.00	0.00	0.00	0.00	0.00
0.00									
01 6940 220 010	RETIREMENT		0.00	0.00	0.00	0.00	0.00	0.00	0.00
0.00									

Account Number	Account Description	Revised Budget	Expended During Month	Activity	% of Budget	Balance at EOM	A/ P Outstanding	P/ O Outstanding	Unencumbered Balance
01 6940 220 010 0003	RETIREMENT		9,000.00	532.26	532.26	36.21	5,741.25	0.00	0.00
5,741.25									
01 6940 220 010 0004	RETIREMENT		1,000.00	719.45	719.45	231.99	(1,319.89)	0.00	0.00
(1,319.89)									
01 6940 220 010 0007	RETIREMENT		0.00	63.90	63.90	0.00	(195.68)	0.00	0.00
(195.68)									
01 6940 220 010 0008	RETIREMENT		200.00	0.00	0.00	0.00	200.00	0.00	0.00
200.00									
01 6940 220 010 0009	RETIREMENT		600.00	0.00	0.00	0.00	600.00	0.00	0.00
600.00									
01 6940 221 010	SOC SECURITY/PROF STAFF		0.00	0.00	0.00	0.00	0.00	0.00	0.00
0.00									
01 6940 221 010 0003	SOC SECURITY/PROF STAFF		22,000.00	1,878.74	1,878.74	41.03	12,972.85	0.00	0.00
12,972.85									
01 6940 221 010 0004	SOC SECURITY/PROF STAFF		5,000.00	370.31	370.31	29.88	3,506.06	0.00	0.00
3,506.06									
01 6940 221 010 0006	SOC SECURITY/PROF STAFF		0.00	0.00	0.00	0.00	0.00	0.00	0.00
0.00									
01 6940 221 010 0007	SOC SECURITY/PROF STAFF		5,000.00	1,321.12	1,321.12	110.90	(545.17)	0.00	0.00
(545.17)									
01 6940 221 010 0008	SOC SECURITY/PROF STAFF		1,000.00	0.00	0.00	0.00	1,000.00	0.00	0.00
1,000.00									
01 6940 221 010 0009	SOC SECURITY/PROF STAFF		1,000.00	0.00	0.00	0.00	1,000.00	0.00	0.00
1,000.00									
01 6940 221 010 0900	SOC SECURITY/PROF STAFF		100.00	0.00	0.00	0.00	100.00	0.00	0.00
100.00									
01 6940 222 010	SS/MEDICARE TO INSTRUCTIONAL AIDES		0.00	0.00	0.00	0.00	0.00	0.00	0.00
0.00									
01 6940 222 010 0003	SS/MEDICARE TO INSTRUCTIONAL AIDES		21,000.00	1,971.91	1,971.91	47.87	10,947.11	0.00	0.00
10,947.11									
01 6940 222 010 0004	SS/MEDICARE TO INSTRUCTIONAL AIDES		5,000.00	547.82	547.82	36.42	3,179.15	0.00	0.00
3,179.15									
01 6940 222 010 0006	SS/MEDICARE TO INSTRUCTIONAL AIDES		0.00	0.00	0.00	0.00	0.00	0.00	0.00
0.00									
01 6940 222 010 0007	SS/MEDICARE TO INSTRUCTIONAL AIDES		300.00	27.11	27.11	43.13	170.62	0.00	0.00
170.62									
01 6940 222 010 0900	SS/MEDICARE TO INSTRUCTIONAL AIDES		100.00	0.00	0.00	0.00	100.00	0.00	0.00
100.00									
01 6940 223 010 0003	SS/MEDICARE FOR SUBSTITUTE TEACHERS		1,100.00	105.69	105.69	121.78	(239.63)	0.00	0.00
(239.63)									
01 6940 223 010 0004	SS/MEDICARE FOR SUBSTITUTE TEACHERS		500.00	285.61	285.61	181.07	(405.34)	0.00	0.00
(405.34)									
01 6940 230 010	RETIREMENT/NON INSTRUCTIONAL STAFF		0.00	0.00	0.00	0.00	0.00	0.00	0.00
0.00									
01 6940 230 010 0003	RETIREMENT/NON INSTRUCTIONAL STAFF		9,000.00	532.86	532.86	35.47	5,808.13	0.00	0.00
5,808.13									
01 6940 230 010 0004	RETIREMENT/NON INSTRUCTIONAL STAFF		1,000.00	700.19	700.19	254.32	(1,543.21)	0.00	0.00

Account Number	Account Description	Revised Budget	Expended During Month	Activity	% of Budget	Balance at EOM	A/ P Outstanding	P/ O Outstanding	Unencumbered Balance
(1,543.21)									
01 6940 230 010 0007	RETIREMENT/NON INSTRUCTIONAL STAFF	0.00	63.10	63.10	0.00	(193.15)	0.00	0.00	
(193.15)									
01 6940 230 010 0008	RETIREMENT/NON INSTRUCTIONAL STAFF	300.00	0.00	0.00	0.00	300.00	0.00	0.00	
300.00									
01 6940 230 010 0009	RETIREMENT/NON INSTRUCTIONAL STAFF	500.00	0.00	0.00	0.00	500.00	0.00	0.00	
500.00									
01 6940 231 010	RETIREMENT/TEACHERS PROF STAFF	0.00	0.00	0.00	0.00	0.00	0.00	0.00	
0.00									
01 6940 231 010 0003	RETIREMENT/TEACHERS PROF STAFF	22,000.00	1,808.38	1,808.38	39.25	13,364.71	0.00	0.00	
13,364.71									
01 6940 231 010 0004	RETIREMENT/TEACHERS PROF STAFF	5,000.00	368.12	368.12	29.45	3,527.52	0.00	0.00	
3,527.52									
01 6940 231 010 0006	RETIREMENT/TEACHERS PROF STAFF	0.00	0.00	0.00	0.00	0.00	0.00	0.00	
0.00									
01 6940 231 010 0007	RETIREMENT/TEACHERS PROF STAFF	4,000.00	1,255.82	1,255.82	131.85	(1,273.92)	0.00	0.00	
(1,273.92)									
01 6940 231 010 0008	RETIREMENT/TEACHERS PROF STAFF	1,500.00	0.00	0.00	0.00	1,500.00	0.00	0.00	
1,500.00									
01 6940 231 010 0009	RETIREMENT/TEACHERS PROF STAFF	1,000.00	0.00	0.00	0.00	1,000.00	0.00	0.00	
1,000.00									
01 6940 231 010 0900	RETIREMENT/TEACHERS PROF STAFF	200.00	0.00	0.00	0.00	200.00	0.00	0.00	
200.00									
01 6940 232 010	RETIREMENT/INSTRUCTIONAL AIDES	0.00	0.00	0.00	0.00	0.00	0.00	0.00	
0.00									
01 6940 232 010 0003	RETIREMENT/INSTRUCTIONAL AIDES	20,000.00	1,837.80	1,837.80	46.86	10,627.30	0.00	0.00	
10,627.30									
01 6940 232 010 0004	RETIREMENT/INSTRUCTIONAL AIDES	500.00	512.68	512.68	341.71	(1,208.53)	0.00	0.00	
(1,208.53)									
01 6940 232 010 0006	RETIREMENT/INSTRUCTIONAL AIDES	0.00	0.00	0.00	0.00	0.00	0.00	0.00	
0.00									
01 6940 232 010 0007	RETIREMENT/INSTRUCTIONAL AIDES	300.00	28.12	28.12	44.90	165.30	0.00	0.00	
165.30									
01 6940 232 010 0900	RETIREMENT/INSTRUCTIONAL AIDES	150.00	0.00	0.00	0.00	150.00	0.00	0.00	
150.00									
01 6940 233 010 0003	RETIREMENT CONTRIB/FAC SUBS	1,000.00	85.22	85.22	120.70	(206.99)	0.00	0.00	
(206.99)									
01 6940 233 010 0004	RETIREMENT CONTRIB/FAC SUBS	0.00	264.03	264.03	0.00	(825.22)	0.00	0.00	
(825.22)									
01 6940 237 010 0003	ADD'L RETIREMENT CONTRIBUTION	20,000.00	1,464.44	1,464.44	38.47	12,305.26	0.00	0.00	
12,305.26									
01 6940 237 010 0004	ADD'L RETIREMENT	500.00	633.57	633.57	449.82	(1,749.09)	0.00	0.00	

Account Number	Account Description	Revised Budget	Expended During Month	Activity	% of Budget	Balance at EOM	A/ P Outstanding	P/ O Outstanding	Unencumbered Balance
	CONTRIBUTION								
(1,749.09)									
01 6940 237 010 0006	ADD'L RETIREMENT CONTRIBUTION		0.00	0.00	0.00	0.00	0.00	0.00	0.00
0.00									
01 6940 237 010 0007	ADD'L RETIREMENT CONTRIBUTION		1,500.00	462.59	462.59	128.25	(423.70)	0.00	0.00
(423.70)									
01 6940 237 010 0008	ADD'L RETIREMENT CONTRIBUTION		500.00	0.00	0.00	0.00	500.00	0.00	0.00
500.00									
01 6940 237 010 0009	ADD'L RETIREMENT CONTRIBUTION		1,000.00	0.00	0.00	0.00	1,000.00	0.00	0.00
1,000.00									
01 6940 237 010 0900	ADD'L RETIREMENT CONTRIBUTION		100.00	0.00	0.00	0.00	100.00	0.00	0.00
100.00									
01 6940 261 010 0003	UNEMPLOYMENT/TEACHERS/PROF STAFF		500.00	0.00	0.00	0.00	500.00	0.00	0.00
500.00									
01 6940 261 010 0004	UNEMPLOYMENT/TEACHERS/PROF STAFF		500.00	0.00	0.00	0.00	500.00	0.00	0.00
500.00									
01 6940 262 010 0003	UNEMPLOYMENT/INSTRUC AIDES		500.00	0.00	0.00	0.00	500.00	0.00	0.00
500.00									
01 6940 262 010 0004	UNEMPLOYMENT/INSTRUC AIDES		500.00	0.00	0.00	0.00	500.00	0.00	0.00
500.00									
01 6940 280 010	HEALTH BENEFITS/NON INSTRUCTIONAL		0.00	0.00	0.00	0.00	0.00	0.00	0.00
0.00									
01 6940 280 010 0003	HEALTH BENEFITS/NON INSTRUCTIONAL		7,000.00	741.38	741.38	62.61	2,617.04	0.00	0.00
2,617.04									
01 6940 280 010 0004	HEALTH BENEFITS/NON INSTRUCTIONAL		1,000.00	734.91	734.91	270.19	(1,701.94)	0.00	0.00
(1,701.94)									
01 6940 280 010 0007	HEALTH BENEFITS/NON INSTRUCTIONAL		0.00	63.24	63.24	0.00	(189.72)	0.00	0.00
(189.72)									
01 6940 281 010	HEALTH BENEFITS FOR TEACHERS/PROF		0.00	0.00	0.00	0.00	0.00	0.00	0.00
0.00									
01 6940 281 010 0003	HEALTH BENEFITS FOR TEACHERS/PROF		115,000.00	8,550.12	8,550.12	35.47	74,206.47	0.00	0.00
74,206.47									
01 6940 281 010 0004	HEALTH BENEFITS FOR TEACHERS/PROF		5,000.00	1,784.43	1,784.43	145.46	(2,272.77)	0.00	0.00
(2,272.77)									
01 6940 281 010 0006	HEALTH BENEFITS FOR TEACHERS/PROF		0.00	0.00	0.00	0.00	0.00	0.00	0.00
0.00									
01 6940 281 010 0007	HEALTH BENEFITS FOR TEACHERS/PROF		12,000.00	5,008.33	5,008.33	170.77	(8,492.31)	0.00	0.00
(8,492.31)									
01 6940 281 010 0008	HEALTH BENEFITS FOR TEACHERS/PROF		1,000.00	0.00	0.00	0.00	1,000.00	0.00	0.00
1,000.00									
01 6940 281 010 0009	HEALTH BENEFITS FOR TEACHERS/PROF		1,000.00	0.00	0.00	0.00	1,000.00	0.00	0.00
1,000.00									

Account Number	Account Description	Revised Budget	Expended During Month	Activity	% of Budget	Balance at EOM	A/ P Outstanding	P/ O Outstanding	Unencumbered Balance
01 6940 282 010	HEALTH BENEFITS/INSTR AIDES AND ASS'TS		0.00	0.00	0.00	0.00	0.00	0.00	0.00
0.00									
01 6940 282 010 0003	HEALTH BENEFITS/INSTR AIDES AND ASS'TS		12,000.00	802.00	802.00	36.38	7,634.39	0.00	0.00
7,634.39									
01 6940 282 010 0004	HEALTH BENEFITS/INSTR AIDES AND ASS'TS		5,000.00	198.00	198.00	11.88	4,406.00	0.00	0.00
4,406.00									
01 6940 282 010 0006	HEALTH BENEFITS/INSTR AIDES AND ASS'TS		0.00	0.00	0.00	0.00	0.00	0.00	0.00
0.00									
01 6940 282 010 0007	HEALTH BENEFITS/INSTR AIDES AND ASS'TS		500.00	57.58	57.58	57.58	212.09	0.00	0.00
212.09									
01 6940 291 010	CERTIFIED RETIREMENT BENEFITS		0.00	0.00	0.00	0.00	0.00	0.00	0.00
0.00									
01 6940 291 010 0008	CERTIFIED RETIREMENT BENEFITS		500.00	0.00	0.00	0.00	500.00	0.00	0.00
500.00									
01 6940 291 010 0009	CERTIFIED RETIREMENT BENEFITS		500.00	0.00	0.00	0.00	500.00	0.00	0.00
500.00									
01 6940 330 010	EMPLOYEE TRAINING/DEVELOPMENT		0.00	0.00	0.00	0.00	(400.00)	0.00	0.00
(400.00)									
01 6940 330 010 0003	EMPLOYEE TRAINING/DEVELOPMENT		3,000.00	40.70	40.70	1.36	2,959.30	0.00	0.00
2,959.30									
01 6940 330 010 0004	EMPLOYEE TRAINING/DEVELOPMENT		3,000.00	0.00	0.00	75.30	740.96	0.00	0.00
740.96									
01 6940 330 010 0006	EMPLOYEE TRAINING/DEVELOPMENT		0.00	0.00	0.00	0.00	(10.00)	0.00	0.00
(10.00)									
01 6940 330 010 0007	EMPLOYEE TRAINING/DEVELOPMENT		500.00	0.00	0.00	0.00	500.00	0.00	0.00
500.00									
01 6940 340 010	OTHER PROFESSIONAL SERVICES/OFFICIALS		0.00	0.00	0.00	0.00	(2,529.60)	0.00	0.00
(2,529.60)									
01 6940 340 010 0003	OTHER PROFESSIONAL SERVICES/OFFICIALS		1,500.00	0.00	0.00	0.00	1,500.00	0.00	0.00
1,500.00									
01 6940 340 010 0004	OTHER PROFESSIONAL SERVICES/OFFICIALS		500.00	0.00	0.00	0.00	500.00	0.00	0.00
500.00									
01 6940 340 010 0006	OTHER PROFESSIONAL SERVICES & OFFICIALS		0.00	0.00	0.00	0.00	0.00	0.00	0.00
0.00									
01 6940 382 010	DISTANCE ED/TELECOMMUNICATIONS		0.00	0.00	0.00	0.00	0.00	0.00	0.00
0.00									
01 6940 382 010 0003	DISTANCE ED/TELECOMMUNICATIONS		2,000.00	82.93	82.93	20.72	1,585.59	0.00	0.00
1,585.59									
01 6940 382 010 0004	DISTANCE ED/TELECOMMUNICATIONS		1,000.00	0.00	0.00	0.00	1,000.00	0.00	0.00
1,000.00									

Account Number	Account Description	Revised Budget	Expended During Month	Activity	% of Budget	Balance at EOM	A/ P Outstanding	P/ O Outstanding	Unencumbered Balance
01 6940 382 010 0006	DISTANCE ED/TELECOMMUNICATIONS	0.00	0.00	0.00	0.00	0.00	0.00	0.00	0.00
01 6940 382 010 0007	DISTANCE ED/TELECOMMUNICATIONS	1,100.00	40.01	40.01	18.19	899.95	0.00	0.00	0.00
01 6940 382 010 0008	DISTANCE ED/TELECOMMUNICATIONS	0.00	0.00	0.00	0.00	0.00	0.00	0.00	0.00
01 6940 382 010 0009	DISTANCE ED/TELECOMMUNICATIONS	500.00	0.00	0.00	0.00	500.00	0.00	0.00	0.00
01 6940 410 010	WATER AND SEWER	0.00	0.00	0.00	0.00	(655.34)	0.00	0.00	0.00
01 6940 420 010	TRASH SERVICE	0.00	0.00	0.00	0.00	0.00	0.00	0.00	0.00
01 6940 431 010 0003	REPAIRS/MAINTENANCE NON TECH	1,000.00	258.80	258.80	25.88	741.20	0.00	0.00	0.00
01 6940 440 010	RENTALS/LEASES	100.00	0.00	0.00	0.00	100.00	0.00	0.00	0.00
01 6940 440 010 0003	RENTALS/LEASES	1,000.00	0.00	0.00	0.00	1,000.00	0.00	0.00	0.00
01 6940 440 010 0004	RENTALS/LEASES	500.00	0.00	0.00	0.00	500.00	0.00	0.00	0.00
01 6940 490 010	NATURAL GAS	4,000.00	963.22	963.22	62.51	1,790.63	0.00	291.22	1,499.41
01 6940 490 010 0003	OTHER PROPERTY SERVICES	10,000.00	191.01	191.01	31.58	8,384.28	0.00	1,542.15	6,842.13
01 6940 490 010 0004	OTHER PROPERTY SERVICES	10,000.00	997.64	997.64	91.19	3,380.66	0.00	2,500.00	880.66
01 6940 490 010 0008	OTHER PROPERTY SERVICES	500.00	0.00	0.00	0.00	500.00	0.00	0.00	500.00
01 6940 490 010 0009	WATER AND SEWER	500.00	0.00	0.00	0.00	500.00	0.00	0.00	500.00
01 6940 530 010	ADVERTISING	0.00	0.00	0.00	0.00	0.00	0.00	0.00	0.00
01 6940 530 010 0004	COMMUNICATIONS	0.00	0.00	0.00	0.00	0.00	0.00	0.00	0.00
01 6940 530 010 0006	ADVERTISING	0.00	0.00	0.00	0.00	0.00	0.00	0.00	0.00
01 6940 530 010 0007	COMMUNICATIONS	0.00	0.00	0.00	0.00	0.00	0.00	0.00	0.00
01 6940 530 010 0008	ADVERTISING	0.00	0.00	0.00	0.00	(311.30)	0.00	0.00	(311.30)
01 6940 530 010 0009	ADVERTISING	0.00	0.00	0.00	0.00	0.00	0.00	0.00	0.00
01 6940 580 010	TRAVEL EXPENDITURES	0.00	0.00	0.00	0.00	0.00	0.00	0.00	0.00
01 6940 580 010 0003	TRAVEL EXPENDITURES	60,000.00	12,489.70	12,489.70	52.04	28,775.75	0.00	0.00	28,775.75
01 6940 580 010 0004	TRAVEL EXPENDITURES	5,000.00	0.00	0.00	0.00	5,000.00	0.00	0.00	5,000.00
01 6940 580 010 0006	TRAVEL EXPENDITURES	0.00	0.00	0.00	0.00	0.00	0.00	0.00	0.00
01 6940 580 010 0007	TRAVEL EXPENDITURES	100.00	0.00	0.00	0.00	100.00	0.00	0.00	100.00

Account Number	Account Description	Revised Budget	Expended During Month	Activity	% of Budget	Balance at EOM	A/ P Outstanding	P/ O Outstanding	Unencumbered Balance
01 6940 610 010	GENERAL SUPPLIES	0.00	0.00	0.00	0.00	0.00	0.00	0.00	0.00
01 6940 610 010 0003	GENERAL SUPPLIES	65,000.00	1,216.83	1,216.83	5.67	63,686.99	0.00	2,370.35	61,316.64
01 6940 610 010 0004	GENERAL SUPPLIES	25,000.00	2,330.57	2,330.57	192.22	(20,861.22)	0.00	2,193.21	(23,054.43)
01 6940 610 010 0006	GENERAL SUPPLIES	0.00	0.00	0.00	0.00	(656.13)	0.00	170.00	(826.13)
01 6940 610 010 0007	GENERAL SUPPLIES	50,000.00	0.00	0.00	1.53	49,938.50	0.00	705.50	49,233.00
01 6940 610 010 0900	GENERAL SUPPLIES	45,000.00	0.00	0.00	0.00	45,000.00	0.00	0.00	45,000.00
01 6940 650 010 0007	BUILDING CONSTRUCTION	1,000.00	0.00	0.00	0.00	1,000.00	0.00	0.00	1,000.00
01 6940 650 010 0900	BUILDING CONSTRUCTION	5,000.00	0.00	0.00	0.00	5,000.00	0.00	0.00	5,000.00
01 6940 810 010	DUES AND FEES/ENTRY FEES	0.00	0.00	0.00	0.00	0.00	0.00	0.00	0.00
01 6940 810 010 0003	DUES AND FEES/ENTRY FEES	1,000.00	0.00	0.00	0.00	1,000.00	0.00	0.00	1,000.00
01 6940 810 010 0007	DUES AND FEES/ENTRY FEES	1,000.00	0.00	0.00	0.00	1,000.00	0.00	0.00	1,000.00
6940 HEADSTART		1,435,550.00	156,682.11	156,682.11	51.93	699,775.91	0.00	9,772.43	569,093.48
6968 TITLE IV PART B 21ST CENTURY									
01 6968 112 003	REG SALARIES/INSTRUCTIONAL AIDES	0.00	0.00	0.00	0.00	0.00	0.00	0.00	0.00
01 6968 151 003	ADD'L COMP TO TEACHERS/PROF STAFF	0.00	0.00	0.00	0.00	0.00	0.00	0.00	0.00
01 6968 221 003	SOCIAL SECUIRTY/TEACHERS	0.00	0.00	0.00	0.00	0.00	0.00	0.00	0.00
01 6968 222 003	SS/MEDICARE TO INSTRUCTIONAL AIDES	0.00	0.00	0.00	0.00	0.00	0.00	0.00	0.00
01 6968 231 003	RETIREMENT/TEACHERS PROF STAFF	0.00	0.00	0.00	0.00	0.00	0.00	0.00	0.00
01 6968 232 003	RETIREMENT/INSTRUCTIONAL AIDES	0.00	0.00	0.00	0.00	0.00	0.00	0.00	0.00
01 6968 237 003	ADD'L RETIREMENT CONTRIBUTION	0.00	0.00	0.00	0.00	0.00	0.00	0.00	0.00
01 6968 282 003	HEALTH BENEFITS/INSTR AIDES AND ASS'TS	0.00	0.00	0.00	0.00	0.00	0.00	0.00	0.00
01 6968 340 003	OTHER PROFESSIONAL SERVICES & OFFICIALS	0.00	0.00	0.00	0.00	0.00	0.00	0.00	0.00
6968 TITLE IV PART B 21ST CENTURY		0.00	0.00	0.00	0.00	0.00	0.00	0.00	0.00
6969 TITLE IVA STU SUPPORT & ACADEMIC ENRICH									
01 6969 610 000	GENERAL SUPPLIES	25,000.00	0.00	0.00	21.78	19,556.10	0.00	0.00	19,556.10
6969 TITLE IVA STU SUPPORT &		25,000.00	0.00	0.00	21.78	19,556.10	0.00	0.00	19,556.10

Account Number	Account Description	Revised Budget	Expended During Month	Activity	% of Budget	Balance at EOM	A/ P Outstanding	P/ O Outstanding	Unencumbered Balance
6980	ADULT BASIC EDUCATION								
01 6980 111 000	SALARIES OF TEACHERS/PROF STAFF	0.00	0.00	0.00	0.00	0.00	0.00	0.00	0.00
0.00									
01 6980 123 000	SUBSTITUTE TEACHER SALARIES	0.00	0.00	0.00	0.00	0.00	0.00	0.00	0.00
0.00									
01 6980 221 000	SOCIAL SECURITY/TEACHERS	0.00	0.00	0.00	0.00	0.00	0.00	0.00	0.00
0.00									
01 6980 223 000	SS/MEDICARE FOR SUBSTITUTE TEACHERS	0.00	0.00	0.00	0.00	0.00	0.00	0.00	0.00
0.00									
01 6980 231 000	RETIREMENT/TEACHERS PROF STAFF	0.00	0.00	0.00	0.00	0.00	0.00	0.00	0.00
0.00									
01 6980 233 000	RETIREMENT CONTRIB/FAC SUBS	0.00	0.00	0.00	0.00	0.00	0.00	0.00	0.00
0.00									
01 6980 237 000	ADD'L RETIREMENT CONTRIBUTION	0.00	0.00	0.00	0.00	0.00	0.00	0.00	0.00
0.00									
01 6980 610 000	GENERAL SUPPLIES	0.00	0.00	0.00	0.00	0.00	0.00	0.00	0.00
0.00									
6980	ADULT BASIC EDUCATION	0.00	0.00	0.00	0.00	0.00	0.00	0.00	0.00
6990	OTHER FED CATEGORICAL SOURCES								
01 6990 610 000	GENERAL SUPPLIES	0.00	0.00	0.00	0.00	0.00	0.00	0.00	0.00
0.00									
01 6990 650 000	TECHNOLOGY /USAC	10,000.00	0.00	0.00	0.00	10,000.00	0.00	0.00	
10,000.00									
6990	OTHER FED CATEGORICAL SOURCES	10,000.00	0.00	0.00	0.00	10,000.00	0.00	0.00	
6993	AMERICAN RESCUE PLAN HOMELESS HCY								
01 6993 519 000	STUDENT TRANSPORTATION	0.00	0.00	0.00	0.00	(1,000.00)	0.00	0.00	
(1,000.00)									
01 6993 810 000	DUES AND FEES	0.00	0.00	0.00	0.00	0.00	0.00	0.00	
0.00									
6993	AMERICAN RESCUE PLAN HOMELESS	0.00	0.00	0.00	0.00	(1,000.00)	0.00	0.00	
(1,000.00)									
6994	AMERICAN RESCUE PLAN HOMELESS HCYII								
01 6994 519 000	STUDENT TRANSPORTATION	0.00	0.00	0.00	0.00	(5,461.00)	0.00	0.00	
(5,461.00)									
6994	AMERICAN RESCUE PLAN HOMELESS	0.00	0.00	0.00	0.00	(5,461.00)	0.00	0.00	
(5,461.00)									
6996	ESSERS (EMERGENCY RELIEF)								
01 6996 330 003	EMPLOYEE TRAINING/DEVELOPMENT	0.00	0.00	0.00	0.00	0.00	0.00	0.00	
0.00									
01 6996 330 009	EMPLOYEE TRAINING/DEVELOPMENT	0.00	0.00	0.00	0.00	0.00	0.00	0.00	
0.00									
01 6996 382 000	DISTANCE ED/TELECOMMUNICATIONS	0.00	0.00	0.00	0.00	0.00	0.00	0.00	
0.00									
01 6996 519 000	STUDENT TRANSPORTATION	0.00	0.00	0.00	0.00	0.00	0.00	0.00	
0.00									
01 6996 610 000	GENERAL SUPPLIES	0.00	0.00	0.00	0.00	0.00	0.00	0.00	
0.00									
01 6996 610 003	GENERAL SUPPLIES	0.00	0.00	0.00	0.00	0.00	0.00	0.00	
0.00									

Account Number	Account Description	Revised Budget	Expended During Month	Activity	% of Budget	Balance at EOM	A/ P Outstanding	P/ O Outstanding	Unencumbered Balance
01 6996 610 009	GENERAL SUPPLIES	0.00	0.00	0.00	0.00	0.00	0.00	0.00	0.00
01 6996 610 010	GENERAL SUPPLIES	0.00	0.00	0.00	0.00	0.00	0.00	0.00	0.00
01 6996 643 000	WEB BASED SOFTWARE	0.00	0.00	0.00	0.00	0.00	0.00	0.00	0.00
01 6996 643 003	WEB BASED SOFTWARE	0.00	0.00	0.00	0.00	0.00	0.00	0.00	0.00
01 6996 733 001	FURNITURE AND FIXTURES	0.00	0.00	0.00	0.00	0.00	0.00	0.00	0.00
01 6996 733 003	FURNITURE AND FIXTURES	0.00	0.00	0.00	0.00	0.00	0.00	0.00	0.00
01 6996 733 009	FURNITURE AND FIXTURES	0.00	0.00	0.00	0.00	0.00	0.00	0.00	0.00
6996 ESSERS(EMERGENCY RELIEF)		0.00	0.00	0.00	0.00	0.00	0.00	0.00	0.00
6997 ESSERS II									
01 6997 110 000	REGULAR SALARIES	0.00	0.00	0.00	0.00	0.00	0.00	0.00	0.00
01 6997 123 009	SUBSTITUTE TEACHER SALARIES	0.00	0.00	0.00	0.00	0.00	0.00	0.00	0.00
01 6997 220 000	Medicare/Social Security	0.00	0.00	0.00	0.00	0.00	0.00	0.00	0.00
01 6997 223 000	SS/MEDICARE FOR SUBSTITUTE TEACHERS	0.00	0.00	0.00	0.00	0.00	0.00	0.00	0.00
01 6997 223 009	SS/MEDICARE FOR SUBSTITUTE TEACHERS	0.00	0.00	0.00	0.00	0.00	0.00	0.00	0.00
01 6997 230 000	RETIREMENT/NON INSTRUCTIONAL STAFF	0.00	0.00	0.00	0.00	0.00	0.00	0.00	0.00
01 6997 237 000	ADD'L RETIREMENT CONTRIBUTION	0.00	0.00	0.00	0.00	0.00	0.00	0.00	0.00
01 6997 280 000	HEALTH BENEFITS/NON INSTRUCTIONAL	0.00	0.00	0.00	0.00	0.00	0.00	0.00	0.00
01 6997 340 000	OTHER PROFESSIONAL SERVICES & OFFICIALS	0.00	0.00	0.00	0.00	0.00	0.00	0.00	0.00
01 6997 610 000	GENERAL SUPPLIES	0.00	0.00	0.00	0.00	0.00	0.00	0.00	0.00
01 6997 643 000	WEB BASED SOFTWARE	0.00	0.00	0.00	0.00	0.00	0.00	0.00	0.00
01 6997 731 000	MACHINERY	0.00	0.00	0.00	0.00	0.00	0.00	0.00	0.00
6997 ESSERS II		0.00	0.00	0.00	0.00	0.00	0.00	0.00	0.00
6998 ESSERS III									
01 6998 110 000	REGULAR SALARIES	0.00	0.00	0.00	0.00	0.00	0.00	0.00	0.00
01 6998 111 000	SALARIES OF TEACHERS/PROF STAFF	0.00	0.00	0.00	0.00	0.00	0.00	0.00	0.00
01 6998 112 000	REG SALARIES/INSTRUCTIONAL AIDES	0.00	0.00	0.00	0.00	0.00	0.00	0.00	0.00

Account Number	Account Description	Revised Budget	Expended During Month	Activity	% of Budget	Balance at EOM	A/ P Outstanding	P/ O Outstanding	Unencumbered Balance
01 6998 210 000	GROUP INSUR/NON INSTRUCT	0.00	0.00	0.00	0.00	0.00	0.00	0.00	0.00
0.00									
01 6998 211 000	GROUP INS FOR TEACHERS/PROF STAFF	0.00	0.00	0.00	0.00	0.00	0.00	0.00	0.00
0.00									
01 6998 212 000	GROUP INSURANCE/INSTRUC AIDES	0.00	0.00	0.00	0.00	0.00	0.00	0.00	0.00
0.00									
01 6998 220 000	SS/NON INSTRUCTIONAL STAFF	0.00	0.00	0.00	0.00	0.00	0.00	0.00	0.00
0.00									
01 6998 221 000	SOC SECURITY/PROF STAFF	0.00	0.00	0.00	0.00	0.00	0.00	0.00	0.00
0.00									
01 6998 222 000	SS/MEDICARE TO INSTRUCTIONAL AIDES	0.00	0.00	0.00	0.00	0.00	0.00	0.00	0.00
0.00									
01 6998 230 000	RETIREMENT/NON INSTRUCTIONAL STAFF	0.00	0.00	0.00	0.00	0.00	0.00	0.00	0.00
0.00									
01 6998 231 000	RETIREMENT/TEACHERS PROF STAFF	0.00	0.00	0.00	0.00	0.00	0.00	0.00	0.00
0.00									
01 6998 232 000	RETIREMENT/INSTRUCTIONAL AIDES	0.00	0.00	0.00	0.00	0.00	0.00	0.00	0.00
0.00									
01 6998 237 000	ADD'L RETIREMENT CONTRIBUTION	0.00	0.00	0.00	0.00	0.00	0.00	0.00	0.00
0.00									
01 6998 280 000	HEALTH BENEFITS/NON INSTRUCTIONAL	0.00	0.00	0.00	0.00	0.00	0.00	0.00	0.00
0.00									
01 6998 281 000	HEALTH BENEFITS FOR TEACHERS/PROF	0.00	0.00	0.00	0.00	0.00	0.00	0.00	0.00
0.00									
01 6998 282 000	HEALTH BENEFITS/INSTR AIDES AND ASS'TS	0.00	0.00	0.00	0.00	0.00	0.00	0.00	0.00
0.00									
01 6998 291 000	OTHER EMPLOYEE BENEFITS/PROF STAFF	0.00	0.00	0.00	0.00	0.00	0.00	0.00	0.00
0.00									
01 6998 340 000	OTHER PROFESSIONAL SERVICES & OFFICIALS	0.00	0.00	0.00	0.00	(19,988.25)	0.00	0.00	
(19,988.25)									
01 6998 610 000	GENERAL SUPPLIES	20,000.00	0.00	0.00	5.07	18,985.70	0.00	0.00	
18,985.70									
01 6998 610 001	GENERAL SUPPLIES	0.00	0.00	0.00	0.00	0.00	0.00	0.00	
0.00									
01 6998 610 003	GENERAL SUPPLIES	75,000.00	0.00	0.00	52.28	35,789.88	0.00	0.00	
35,789.88									
01 6998 610 009	GENERAL SUPPLIES	1,500.00	0.00	0.00	87.47	187.92	0.00	0.00	
187.92									
01 6998 731 001	MACHINERY	0.00	0.00	0.00	0.00	0.00	0.00	0.00	
0.00									
01 6998 731 003	MACHINERY	0.00	0.00	0.00	0.00	(20,740.05)	0.00	0.00	
(20,740.05)									
01 6998 732 000	VEHICLES	0.00	0.00	0.00	0.00	0.00	0.00	0.00	
0.00									
01 6998 810 000	DUES AND FEES/ENTRY FEES	0.00	0.00	0.00	0.00	0.00	0.00	0.00	
0.00									

Account Number	Account Description	Revised Budget	Expended During Month	Activity	% of Budget	Balance at EOM	A/ P Outstanding	P/ O Outstanding	Unencumbered Balance
6998 ESSERS III		14,235.20	96,500.00	0.00	0.00	85.25	14,235.20	0.00	0.00
8000 TRANSFERS									
01 8000 913 000	TRANSFERS TO ACTIVITY FUND/ROTC SUP	21,630.00	21,630.00	0.00	0.00	0.00	21,630.00	0.00	0.00
01 8000 913 010	TRANSFERS TO HEAD START	5,150.00	5,150.00	0.00	0.00	0.00	5,150.00	0.00	0.00
8000 TRANSFERS		26,780.00	26,780.00	0.00	0.00	0.00	26,780.00	0.00	0.00
9000 NON PROGRAM EXPENDITURES									
01 9000 890 000	MISCELLANEOUS EXPENDITURES	3,322,571.00	3,322,571.00	25.15	25.15	0.05	3,321,057.96	0.00	0.00
9000 NON PROGRAM EXPENDITURES		3,321,057.96	3,322,571.00	25.15	25.15	0.05	3,321,057.96	0.00	0.00
01 GENERAL		11,431,106.15	25,932,144.00	1,836,351.79	1,836,351.79	55.92	11,520,347.54	0.00	89,241.39

Account Number	Account Description	Revised Budget	Expended During Month	Activity	% of Budget	Balance at EOM	A/ P Outstanding	P/ O Outstanding	Unencumbered Balance
02	DEPRECIATION FUND								
2900	OTHER SUPPORT SERVICES								
02 2900 340 000	OTHER PROFESSIONAL SERVICES/OFFICIALS	0.00	0.00	0.00	0.00	0.00	0.00	0.00	0.00
		0.00							
02 2900 610 001	GENERAL SUPPLIES	0.00	0.00	0.00	0.00	0.00	0.00	0.00	0.00
		0.00							
02 2900 733 000	FURNITURE AND FIXTURES	0.00	0.00	0.00	0.00	0.00	0.00	0.00	0.00
		0.00							
2900	OTHER SUPPORT SERVICES	0.00	0.00	0.00	0.00	0.00	0.00	0.00	0.00
8000	TRANSFERS								
02 8000 911 000	TRANSFERS TO GENERAL FUND	0.00	0.00	0.00	0.00	0.00	0.00	0.00	0.00
		0.00							
8000	TRANSFERS	0.00	0.00	0.00	0.00	0.00	0.00	0.00	0.00
02	DEPRECIATION FUND	0.00	0.00	0.00	0.00	0.00	0.00	0.00	0.00

Account Number	Account Description	Revised Budget	Expended During Month	Activity	% of Budget	Balance at EOM	A/ P Outstanding	P/ O Outstanding	Unencumbered Balance
03	EMPLOYEE BENEFITS FUND								
2900	OTHER SUPPORT SERVICES								
03 2900 890 000	MISCELLANEOUS EXPENDITURES	0.00	8,344.10	8,344.10	0.00	(33,347.32)	0.00	0.00	(33,347.32)
2900	OTHER SUPPORT SERVICES	0.00	8,344.10	8,344.10	0.00	(33,347.32)	0.00	0.00	(33,347.32)
8000	TRANSFERS								
03 8000 911 000	TRANSFERS TO GENERAL FUND	0.00	0.00	0.00	0.00	0.00	0.00	0.00	0.00
8000	TRANSFERS	0.00	0.00	0.00	0.00	0.00	0.00	0.00	0.00
03	EMPLOYEE BENEFITS FUND	0.00	8,344.10	8,344.10	0.00	(33,347.32)	0.00	0.00	(33,347.32)

Account Number	Account Description	Revised Budget	Expended During Month	Activity	% of Budget	Balance at EOM	A/ P Outstanding	P/ O Outstanding	Unencumbered Balance
05	ACTIVITY FUND								
2190	OTHER PUPIL SUPPORT SERVICES								
05 2190 610 001 8363	SPEECH	0.00	0.00	0.00	0.00	0.00	0.00	0.00	0.00
05 2190 610 010 8030	HEAD START BOOK FAIR	0.00	0.00	0.00	0.00	0.00	0.00	0.00	0.00
2190	OTHER PUPIL SUPPORT SERVICES	0.00	0.00	0.00	0.00	0.00	0.00	0.00	0.00
2900	OTHER SUPPORT SERVICES								
05 2900 810 000 8211	DUES AND FEES/ENTRY FEES	0.00	0.00	0.00	0.00	0.00	0.00	0.00	0.00
05 2900 810 001 8335	DUES AND FEES/ENTRY FEES	0.00	0.00	0.00	0.00	0.00	0.00	0.00	0.00
05 2900 810 001 8386	DUES AND FEES/ENTRY FEES	0.00	0.00	0.00	0.00	0.00	0.00	0.00	0.00
05 2900 810 001 8391	DUES AND FEES/ENTRY FEES	0.00	0.00	0.00	0.00	0.00	0.00	0.00	0.00
05 2900 810 009 8101	DUES AND FEES/ENTRY FEES	0.00	0.00	0.00	0.00	0.00	0.00	0.00	0.00
05 2900 810 009 8102	DUES AND FEES/ENTRY FEES	0.00	0.00	0.00	0.00	0.00	0.00	0.00	0.00
05 2900 810 009 8103	DUES AND FEES/ENTRY FEES	0.00	0.00	0.00	0.00	0.00	0.00	0.00	0.00
2900	OTHER SUPPORT SERVICES	0.00	0.00	0.00	0.00	0.00	0.00	0.00	0.00
3200	ENTERPRISE OPERATIONS/ACTIVITIES								
05 3200 150 001 8332	EXTRA STIPENDS/NON INSTRUCTIONAL	0.00	0.00	0.00	0.00	0.00	0.00	0.00	0.00
05 3200 151 001 8335	ADD'L COMP TO TEACHERS/PROF STAFF	0.00	0.00	0.00	0.00	(283.33)	0.00	0.00	(283.33)
05 3200 151 001 8391	ADD'L COMP TO TEACHERS/PROF STAFF	0.00	0.00	0.00	0.00	0.00	0.00	0.00	0.00
05 3200 151 003 8202	ADD'L COMP TO TEACHERS/PROF STAFF	0.00	0.00	0.00	0.00	0.00	0.00	0.00	0.00
05 3200 220 001 8332	FICA/NON INSTRUCTIONAL STAFF	0.00	0.00	0.00	0.00	0.00	0.00	0.00	0.00
05 3200 221 001 8335	FICA/PROF STAFF	0.00	0.00	0.00	0.00	(21.68)	0.00	0.00	(21.68)
05 3200 221 001 8391	FICA/PROF STAFF	0.00	0.00	0.00	0.00	0.00	0.00	0.00	0.00
05 3200 221 003 8202	FICA/PROF STAFF	0.00	0.00	0.00	0.00	0.00	0.00	0.00	0.00
05 3200 230 001 8332	RETIREMENT/NON INST STAFF	0.00	0.00	0.00	0.00	0.00	0.00	0.00	0.00
05 3200 231 001 8335	RETIREMENT/TEACHERS PROF STAFF	0.00	0.00	0.00	0.00	0.00	0.00	0.00	0.00
05 3200 231 001 8391	RETIREMENT/TEACHERS PROF STAFF	0.00	0.00	0.00	0.00	0.00	0.00	0.00	0.00
05 3200 231 003 8202	RETIREMENT/TEACHERS PROF STAFF	0.00	0.00	0.00	0.00	0.00	0.00	0.00	0.00

Account Number	Account Description	Revised Budget	Expended During Month	Activity	% of Budget	Balance at EOM	A/ P Outstanding	P/ O Outstanding	Unencumbered Balance
05 3200 237 003 8202	ADD'L RETIREMENT CONTRIBUTION		0.00	0.00	0.00	0.00	0.00	0.00	0.00
0.00									
05 3200 352 001 8391	OTHER TECHNICAL SERVICES/OFFICIALS		0.00	0.00	0.00	0.00	0.00	0.00	0.00
0.00									
05 3200 352 003 8202	OTHER PROF SERVICES/OFFICIALS		0.00	0.00	0.00	0.00	0.00	0.00	0.00
0.00									
05 3200 565 001 8335	POST SECONDARY TUITION		0.00	0.00	0.00	0.00	0.00	0.00	0.00
0.00									
05 3200 580 009 8113	TRAVEL EXPENDITURES		0.00	435.56	435.56	0.00	(1,971.20)	0.00	350.00
(2,321.20)									
05 3200 610 000 8004	VANDALISM REIMBURSEMENT		0.00	0.00	0.00	0.00	0.00	0.00	0.00
0.00									
05 3200 610 000 8005	TEAMMATES		0.00	0.00	0.00	0.00	0.00	0.00	0.00
0.00									
05 3200 610 000 8008	ADM MISC		0.00	0.00	0.00	0.00	(2,500.00)	0.00	0.00
(2,500.00)									
05 3200 610 000 8010	ACCUMULATED INTEREST		0.00	0.00	0.00	0.00	0.00	0.00	0.00
0.00									
05 3200 610 000 8011	MISC RETIREE INS		0.00	0.00	0.00	0.00	(1,436.56)	0.00	0.00
(1,436.56)									
05 3200 610 000 8014	SCHOOL NURSE		0.00	0.00	0.00	0.00	(269.61)	0.00	0.00
(269.61)									
05 3200 610 000 8107	SOCIAL WORK FAMILY RESOURCE ACCT		0.00	107.61	107.61	0.00	(501.49)	0.00	0.00
(501.49)									
05 3200 610 000 8206	UNIFIED SPORTS GENERAL SUPPLIES		0.00	0.00	0.00	0.00	0.00	0.00	0.00
0.00									
05 3200 610 000 8211	DI ACTIVITIES		0.00	0.00	0.00	0.00	0.00	0.00	0.00
0.00									
05 3200 610 001 8302	CAREER ACADEMIES		0.00	0.00	0.00	0.00	(23,577.69)	0.00	113.00
(23,690.69)									
05 3200 610 001 8304	HS ART CLUB		0.00	0.00	0.00	0.00	0.00	0.00	0.00
0.00									
05 3200 610 001 8310	GENERAL SUPPLIES		0.00	0.00	0.00	0.00	0.00	0.00	0.00
0.00									
05 3200 610 001 8312	HS BAND		0.00	0.00	0.00	0.00	(2,921.80)	0.00	2,704.20
(5,626.00)									
05 3200 610 001 8314	BOOSTER CLUB		0.00	0.00	0.00	0.00	0.00	0.00	0.00
0.00									
05 3200 610 001 8316	SPIRIT SQUAD		0.00	1,133.58	1,133.58	0.00	(6,383.21)	0.00	100.00
(6,483.21)									
05 3200 610 001 8318	HS SHOW CHOIR/CHORUS		0.00	0.00	0.00	0.00	(2,985.20)	0.00	2,274.99
(5,260.19)									
05 3200 610 001 8320	AUTO/SHOP		0.00	243.38	243.38	0.00	(493.25)	0.00	238.12
(731.37)									
05 3200 610 001 8321	STUDENT TRAVEL ABROAD		0.00	0.00	0.00	0.00	0.00	0.00	0.00
0.00									
05 3200 610 001 8322	CLASS OF 2025		0.00	0.00	0.00	0.00	0.00	0.00	0.00
0.00									
05 3200 610 001 8323	CLASS OF 2026		0.00	3,000.00	3,000.00	0.00	(4,878.00)	0.00	0.00
(4,878.00)									
05 3200 610 001 8324	CLASS OF 2023		0.00	0.00	0.00	0.00	0.00	0.00	0.00

Account Number	Account Description	Revised Budget	Expended During Month	Activity	% of Budget	Balance at EOM	A/ P Outstanding	P/ O Outstanding	Unencumbered Balance
		0.00							
05 3200 610 001 8326	CLASS OF 2024	0.00	0.00	0.00	0.00	0.00	0.00	0.00	0.00
		0.00							
05 3200 610 001 8328	CLASS OF 2027	0.00	0.00	0.00	0.00	0.00	0.00	0.00	0.00
		0.00							
05 3200 610 001 8329	CLASS OF 2021	0.00	0.00	0.00	0.00	0.00	0.00	0.00	0.00
		0.00							
05 3200 610 001 8332	HS CONCESSIONS	0.00	601.26	601.26	0.00	(7,553.56)	0.00	2,738.81	
		(10,292.37)							
05 3200 610 001 8333	BLUE DEVIL CATERING	0.00	0.00	0.00	0.00	(860.39)	0.00	0.00	
		(860.39)							
05 3200 610 001 8334	DECA	0.00	1,667.72	1,667.72	0.00	(14,540.55)	0.00	2,380.21	
		(16,920.76)							
05 3200 610 001 8335	DUAL ENROLLMENT	0.00	0.00	0.00	0.00	(250.00)	0.00	0.00	
		(250.00)							
05 3200 610 001 8336	MANUFACTURING	0.00	0.00	0.00	0.00	(1,178.90)	0.00	425.00	
		(1,603.90)							
05 3200 610 001 8337	FITNESS CENTER	0.00	0.00	0.00	0.00	(91.18)	0.00	0.00	
		(91.18)							
05 3200 610 001 8339	EDUCATORS RISING/FEA	0.00	0.00	0.00	0.00	0.00	0.00	0.00	
		0.00							
05 3200 610 001 8342	FCCLA	0.00	1,160.00	1,160.00	0.00	(1,692.07)	0.00	30.00	
		(1,722.07)							
05 3200 610 001 8344	FOOTBALL FUNDRISER	0.00	0.00	0.00	0.00	(7,415.72)	0.00	0.00	
		(7,415.72)							
05 3200 610 001 8345	HALL OF FAME	0.00	0.00	0.00	0.00	0.00	0.00	0.00	
		0.00							
05 3200 610 001 8346	HOSA	0.00	460.00	460.00	0.00	(742.00)	0.00	0.00	
		(742.00)							
05 3200 610 001 8347	F.F.A.	0.00	0.00	0.00	0.00	0.00	0.00	753.50	
		(753.50)							
05 3200 610 001 8348	BOYS BASKETBALL FR	0.00	7,088.80	7,088.80	0.00	(20,374.70)	0.00	2,307.13	
		(22,681.83)							
05 3200 610 001 8349	GIRLS BASKETBALL FR	0.00	8,362.98	8,362.98	0.00	(9,507.37)	0.00	1,199.97	
		(10,707.34)							
05 3200 610 001 8353	ROTC ACTIVITIES	0.00	0.00	0.00	0.00	(250.00)	0.00	0.00	
		(250.00)							
05 3200 610 001 8354	HONOR SOCIETY	0.00	0.00	0.00	0.00	0.00	0.00	0.00	
		0.00							
05 3200 610 001 8355	ROTC MILITARY ACCOUNT	0.00	0.00	0.00	0.00	(1,010.50)	0.00	0.00	
		(1,010.50)							
05 3200 610 001 8356	GUIDANCE ACTIVITIES	0.00	0.00	0.00	0.00	(786.10)	0.00	1,835.95	
		(2,622.05)							
05 3200 610 001 8360	GENERAL SUPPLIES	0.00	0.00	0.00	0.00	0.00	0.00	0.00	
		0.00							
05 3200 610 001 8363	MAKE A WISH DONATION	0.00	0.00	0.00	0.00	0.00	0.00	0.00	
		0.00							
05 3200 610 001 8371	HS SOCIAL COMMITTEE	0.00	0.00	0.00	0.00	(2,420.09)	0.00	0.00	
		(2,420.09)							
05 3200 610 001 8374	HS STUDENT COUNCIL	0.00	0.00	0.00	0.00	(2,049.94)	0.00	0.00	
		(2,049.94)							
05 3200 610 001 8378	HS SCIENCE CLUB	0.00	0.00	0.00	0.00	0.00	0.00	0.00	
		0.00							
05 3200 610 001 8380	JUNIOR OPTIMIST INTERNATIONAL	0.00	0.00	0.00	0.00	0.00	0.00	0.00	

Account Number	Account Description	Revised Budget	Expended During Month	Activity	% of Budget	Balance at EOM	A/ P Outstanding	P/ O Outstanding	Unencumbered Balance
		0.00							
05 3200 610 001 8381	HS TRACK FUNDRAISER		0.00	0.00	0.00	0.00	(90.00)	0.00	307.50
		(397.50)							
05 3200 610 001 8382	GIRLS SOCCER FR		0.00	0.00	0.00	0.00	0.00	0.00	2,525.45
		(2,525.45)							
05 3200 610 001 8384	HS VOLLEYBALL FR		0.00	0.00	0.00	0.00	0.00	0.00	0.00
		0.00							
05 3200 610 001 8386	SKILLS USA		0.00	0.00	0.00	0.00	0.00	0.00	0.00
		0.00							
05 3200 610 001 8387	GOLF FUNDRAISER		0.00	0.00	0.00	0.00	(240.00)	0.00	0.00
		(240.00)							
05 3200 610 001 8388	HS WRESTLING FR		0.00	650.00	650.00	0.00	(3,027.50)	0.00	1,817.41
		(4,844.91)							
05 3200 610 001 8389	HS YEARBOOK		0.00	0.00	0.00	0.00	(2,190.73)	0.00	0.00
		(2,190.73)							
05 3200 610 001 8390	HS BASEBALL FR		0.00	581.92	581.92	0.00	(1,544.64)	0.00	1,756.10
		(3,300.74)							
05 3200 610 001 8391	HS ACTIVITIES/MISC		0.00	20,550.64	20,550.64	0.00	(66,317.90)	0.00	25,668.96
		(91,986.86)							
05 3200 610 001 8401	BOYS SOCCER FR		0.00	0.00	0.00	0.00	0.00	0.00	0.00
		0.00							
05 3200 610 001 8404	CROSS COUNTRY FR		0.00	0.00	0.00	0.00	(2,917.46)	0.00	762.50
		(3,679.96)							
05 3200 610 001 8405	SOFTBALL FR		0.00	0.00	0.00	0.00	(493.98)	0.00	0.00
		(493.98)							
05 3200 610 003 8202	MS ATHLETICS		0.00	173.12	173.12	0.00	(11,517.19)	0.00	0.00
		(11,517.19)							
05 3200 610 003 8203	MS SOCIAL COMMITTEE		0.00	0.00	0.00	0.00	0.00	0.00	0.00
		0.00							
05 3200 610 003 8204	MS BAND/VOCAL MUSIC		0.00	0.00	0.00	0.00	(2,226.07)	0.00	1,588.28
		(3,814.35)							
05 3200 610 003 8207	REFERRAL FREE ACTIVITIES		0.00	1,797.00	1,797.00	0.00	(1,797.00)	0.00	0.00
		(1,797.00)							
05 3200 610 003 8208	MS FCS		0.00	0.00	0.00	0.00	0.00	0.00	0.00
		0.00							
05 3200 610 003 8209	GENERAL SUPPLIES		0.00	0.00	0.00	0.00	0.00	0.00	0.00
		0.00							
05 3200 610 003 8210	MS VENDING		0.00	0.00	0.00	0.00	0.00	0.00	0.00
		0.00							
05 3200 610 003 8215	MS SCIENCE FAIR		0.00	0.00	0.00	0.00	0.00	0.00	0.00
		0.00							
05 3200 610 003 8216	MS STUDENT COUNCIL		0.00	0.00	0.00	0.00	(720.56)	0.00	3,615.17
		(4,335.73)							
05 3200 610 003 8221	MS WRESTLING CLUB		0.00	0.00	0.00	0.00	0.00	0.00	0.00
		0.00							
05 3200 610 003 8226	MS YEARBOOK		0.00	0.00	0.00	0.00	0.00	0.00	0.00
		0.00							
05 3200 610 003 8228	GENERAL SUPPLIES		0.00	0.00	0.00	0.00	(10,613.24)	0.00	0.00
		(10,613.24)							
05 3200 610 003 8232	MS STUDENT TRAVEL		0.00	313.81	313.81	0.00	(313.81)	0.00	0.00
		(313.81)							
05 3200 610 009 8101	ELEM STUDENT COUNCIL		0.00	0.00	0.00	0.00	(2,298.19)	0.00	0.00
		(2,298.19)							
05 3200 610 009 8102	ELEM TEACHERS/POP		0.00	45.09	45.09	0.00	(1,042.63)	0.00	0.00
		(1,042.63)							

Account Number	Account Description	Revised Budget	Expended During Month	Activity	% of Budget	Balance at EOM	A/ P Outstanding	P/ O Outstanding	Unencumbered Balance
05 3200 610 009 8103	ELEM MISC ACTIVITIES		0.00	2,401.34	2,401.34	0.00	(3,407.78)	0.00	22.77
(3,430.55)									
05 3200 610 009 8104	ELEM LIBRARY		0.00	14.70	14.70	0.00	(259.65)	0.00	0.00
(259.65)									
05 3200 610 009 8106	ELEM LIFE SKILLS		0.00	0.00	0.00	0.00	0.00	0.00	0.00
0.00									
05 3200 610 009 8111	ELEM SOCIAL COMMITTEE		0.00	0.00	0.00	0.00	0.00	0.00	0.00
0.00									
05 3200 610 010 8022	HD ST MISC ACTIVITIES		0.00	0.00	0.00	0.00	(651.28)	0.00	0.00
(651.28)									
05 3200 610 010 8023	HD ST PARENT GROUP		0.00	0.00	0.00	0.00	0.00	0.00	0.00
0.00									
05 3200 610 010 8030	HD ST BOOK FAIR		0.00	0.00	0.00	0.00	0.00	0.00	0.00
0.00									
05 3200 890 000 8000	ADMINISTRATIVE EXPENSES		0.00	0.00	0.00	0.00	0.00	0.00	0.00
0.00									
05 3200 890 000 8012	SALES TAX		0.00	0.00	0.00	0.00	0.00	0.00	0.00
0.00									
05 3200 890 000 8019	WILES SCHOLARSHIPS		0.00	0.00	0.00	0.00	0.00	0.00	0.00
0.00									
05 3200 890 000 8021	MISCELLANEOUS EXPENDITURES		0.00	0.00	0.00	0.00	(36.82)	0.00	0.00
(36.82)									
05 3200 890 000 8211	DUES AND FEES/ENTRY FEES		0.00	0.00	0.00	0.00	0.00	0.00	0.00
0.00									
05 3200 890 001 8001	DUDA SCHOLARSHIPS		0.00	0.00	0.00	0.00	(2,500.00)	0.00	0.00
(2,500.00)									
05 3200 890 001 8003	WILEY SCHOLARSHIPS		0.00	0.00	0.00	0.00	0.00	0.00	0.00
0.00									
05 3200 890 001 8008	MISCELLANEOUS EXPENDITURES		0.00	0.00	0.00	0.00	0.00	0.00	0.00
0.00									
05 3200 890 001 8010	MISCELLANEOUS EXPENDITURES		0.00	0.00	0.00	0.00	0.00	0.00	0.00
0.00									
05 3200 890 001 8020	SITZMAN SCHOLARSHIP		0.00	0.00	0.00	0.00	0.00	0.00	0.00
0.00									
05 3200 890 001 8356	MISCELLANEOUS EXPENDITURES		0.00	0.00	0.00	0.00	0.00	0.00	0.00
0.00									
05 3200 890 003 8209	DUES AND FEES/ENTRY FEES		0.00	0.00	0.00	0.00	0.00	0.00	0.00
0.00									
05 3200 890 003 8221	DUES AND FEES/ENTRY FEES		0.00	0.00	0.00	0.00	0.00	0.00	0.00
0.00									
05 3200 890 003 8226	MISCELLANEOUS EXPENDITURES		0.00	0.00	0.00	0.00	0.00	0.00	0.00
0.00									
05 3200 890 009 8102	DUES AND FEES/ENTRY FEES		0.00	0.00	0.00	0.00	0.00	0.00	0.00
0.00									
3200 (288,667.54)	ENTERPRISE		0.00	50,788.51	50,788.51	0.00	(233,152.52)	0.00	55,515.02
8000	TRANSFERS								
05 8000 911 000 8000	TRANSFERS TO GENERAL FUND		0.00	0.00	0.00	0.00	0.00	0.00	0.00
0.00									
8000 TRANSFERS 0.00			0.00	0.00	0.00	0.00	0.00	0.00	0.00
8009	PIONEER GRANT MATCH								
05 8009 000 000	PIONEER GRANT MATCH		0.00	0.00	0.00	0.00	0.00	0.00	0.00
0.00									
05 8009 000 001	KIEWIT GRANT		0.00	0.00	0.00	0.00	0.00	0.00	0.00
0.00									

Account Number	Account Description	Revised Budget	Expended During Month	Activity	% of Budget	Balance at EOM	A/ P Outstanding	P/ O Outstanding	Unencumbered Balance
05 8009 130 000	EXTRA STIPENDS/CURRICULUM WORK	0.00	0.00	0.00	0.00	0.00	0.00	0.00	0.00
05 8009 210 000	SOCIAL SECURITY	0.00	0.00	0.00	0.00	0.00	0.00	0.00	0.00
05 8009 220 000	RETIREMENT	0.00	0.00	0.00	0.00	0.00	0.00	0.00	0.00
05 8009 221 000	RETIREMENT	0.00	0.00	0.00	0.00	0.00	0.00	0.00	0.00
8009	PIONEER GRANT MATCH	0.00	0.00	0.00	0.00	0.00	0.00	0.00	0.00
8015	SPECIAL EDUCATION								
05 8015 000 000	SPECIAL EDUCATION	0.00	0.00	0.00	0.00	0.00	0.00	0.00	0.00
8015	SPECIAL EDUCATION	0.00	0.00	0.00	0.00	0.00	0.00	0.00	0.00
8017	CONESTOGA PARENT GROUP								
05 8017 000 000	CONESTOGA PARENT GROUP	0.00	0.00	0.00	0.00	0.00	0.00	0.00	0.00
8017	CONESTOGA PARENT GROUP	0.00	0.00	0.00	0.00	0.00	0.00	0.00	0.00
8026	WEEPING WATER PARENT GROUP								
05 8026 000 000	WEEPING WATER PARENT GROUP	0.00	0.00	0.00	0.00	0.00	0.00	0.00	0.00
8026	WEEPING WATER PARENT GROUP	0.00	0.00	0.00	0.00	0.00	0.00	0.00	0.00
8027	HEAD START POLICY COUNCIL								
05 8027 000 000	HEAD START POLICY COUNCIL	0.00	0.00	0.00	0.00	0.00	0.00	0.00	0.00
8027	HEAD START POLICY COUNCIL	0.00	0.00	0.00	0.00	0.00	0.00	0.00	0.00
8028	HD START POP FUND								
05 8028 000 000	HEAD START POP FUND	0.00	0.00	0.00	0.00	0.00	0.00	0.00	0.00
8028	HD START POP FUND	0.00	0.00	0.00	0.00	0.00	0.00	0.00	0.00
8220	8TH GRADE ACTIVITIES								
05 8220 000 003	8TH GRADE ACTIVITIES	0.00	0.00	0.00	0.00	0.00	0.00	0.00	0.00
8220	8TH GRADE ACTIVITIES	0.00	0.00	0.00	0.00	0.00	0.00	0.00	0.00
8310	BAKE SHOPPE								
05 8310 000 001	BAKE SHOPPE - CLOSED	0.00	0.00	0.00	0.00	0.00	0.00	0.00	0.00
8310	BAKE SHOPPE	0.00	0.00	0.00	0.00	0.00	0.00	0.00	0.00
8332	CONCESSIONS								
05 8332 210 001	SOCIAL SECURITY	0.00	0.00	0.00	0.00	0.00	0.00	0.00	0.00
8332	CONCESSIONS	0.00	0.00	0.00	0.00	0.00	0.00	0.00	0.00
8340	FBLA								
05 8340 000 001	HS SCHOOL STORE	0.00	0.00	0.00	0.00	0.00	0.00	0.00	0.00
8340	FBLA	0.00	0.00	0.00	0.00	0.00	0.00	0.00	0.00
8360	LIBRARY								
05 8360 000 001	LIBRARY	0.00	0.00	0.00	0.00	0.00	0.00	0.00	0.00

Account Number	Account Description	Revised Budget	Expended During Month	Activity	% of Budget	Balance at EOM	A/ P Outstanding	P/ O Outstanding	Unencumbered Balance
8360	LIBRARY	0.00	0.00	0.00	0.00	0.00	0.00	0.00	0.00
05	ACTIVITY FUND	(288,667.54)	0.00	50,788.51	50,788.51	0.00	(233,152.52)	0.00	55,515.02

Account Number	Account Description	Revised Budget	Expended During Month	Activity	% of Budget	Balance at EOM	A/ P Outstanding	P/ O Outstanding	Unencumbered Balance
06	CAFETERIA								
3100	FOOD SERVICE OPERATIONS								
06 3100 110 000	NON INSTRUCTIONAL REG EMPLOYEE	300,000.00	32,993.25	32,993.25	56.39	130,820.00	0.00	0.00	130,820.00
06 3100 210 000	GROUP INS/NON INSTRUCTIONAL	1,000.00	37.68	37.68	15.27	847.34	0.00	0.00	847.34
06 3100 220 000	SOCIAL SECURITY/NON INSTRUCTIONAL	25,000.00	2,450.48	2,450.48	50.60	12,349.36	0.00	0.00	12,349.36
06 3100 230 000	RETIREMENT/NON INSTRUCTIONAL	25,000.00	2,425.93	2,425.93	49.73	12,568.66	0.00	0.00	12,568.66
06 3100 237 000	ADD'L RETIREMENT CONTRIBUTION	10,000.00	833.10	833.10	42.69	5,730.90	0.00	0.00	5,730.90
06 3100 280 000	HEALTH BENEFITS/NON INSTRUCTIONAL	5,000.00	456.74	456.74	45.67	2,716.30	0.00	0.00	2,716.30
06 3100 340 000	OTHER PROFESSIONAL SERVICES	0.00	0.00	0.00	0.00	0.00	0.00	0.00	0.00
06 3100 431 000	REPAIRS/MAINTENANCE NON TECH	25,000.00	677.17	677.17	82.28	4,431.23	0.00	0.00	4,431.23
06 3100 431 003	REPAIRS AND MAINTENANCE	50,000.00	11,799.80	11,799.80	46.99	26,533.25	0.00	30.00	26,503.25
06 3100 431 010	REPAIRS/MAINTENANCE NON TECH/PECC	5,000.00	0.00	0.00	20.03	3,998.65	0.00	0.00	3,998.65
06 3100 570 000	FOOD SERVICE MANAGEMENT	0.00	0.00	0.00	0.00	0.00	0.00	0.00	0.00
06 3100 570 010	FOOD SERVICE MANAGEMENT/CACFP	100,000.00	11,024.98	11,024.98	68.20	31,797.00	0.00	0.00	31,797.00
06 3100 610 000	GENERAL SUPPLIES	100,000.00	0.00	0.00	2.52	97,481.46	0.00	0.00	97,481.46
06 3100 610 010	GENERAL SUPPLIES/CACFP	20,000.00	0.00	0.00	3.12	19,376.25	0.00	0.00	19,376.25
06 3100 626 000	GASOLINE	0.00	0.00	0.00	0.00	0.00	0.00	0.00	0.00
06 3100 630 000	FOOD EXPENSES	350,000.00	26,698.98	26,698.98	66.76	133,887.89	0.00	17,543.56	116,344.33
06 3100 630 010	FOOD EXPENDITURES	75,000.00	6,321.03	6,321.03	49.08	40,750.61	0.00	2,561.07	38,189.54
06 3100 650 000	TECHNLOGY SUPPLIES	0.00	0.00	0.00	0.00	0.00	0.00	0.00	0.00
06 3100 650 010	TECHNLOGY SUPPLIES	0.00	0.00	0.00	0.00	0.00	0.00	0.00	0.00
06 3100 890 000	MISC EXPENSES/REFUNDS	1,000.00	0.00	0.00	87.32	126.85	0.00	0.00	126.85
3100	FOOD SERVICE OPERATIONS	1,092,000.00	95,719.14	95,719.14	53.91	523,415.75	0.00	20,134.63	500,281.12
6500	CAFETERIA								
06 6500 401 000	DAIRY PRODUCTS	0.00	0.00	0.00	0.00	0.00	0.00	0.00	0.00
06 6500 690 000	MISCELLANEOUS ITEMS	0.00	0.00	0.00	0.00	51.76	0.00	0.00	51.76
6500	CAFETERIA	0.00	0.00	0.00	0.00	51.76	0.00	0.00	51.76

Account Number	Account Description	Revised Budget	Expended During Month	Activity	% of Budget	Balance at EOM	A/ P Outstanding	P/ O Outstanding	Unencumbered Balance
06 503,332,83	CAFETERIA		1,092,000.00	95,719.14	95,719.14	53.91	523,467.51	0.00	20,134.63

Account Number	Account Description	Revised Budget	Expended During Month	Activity	% of Budget	Balance at EOM	A/ P Outstanding	P/ O Outstanding	Unencumbered Balance
07	BOND FUND								
5000	DEBT SERVICES								
07 5000 830 000	DEBT RELATED EXPENSES	1,000.00	0.00	0.00	40.00	600.00	0.00	0.00	
600.00									
07 5000 831 000	PRINCIPAL PAYMENTS ON BONDS	680,000.00	0.00	0.00	100.00	0.00	0.00	0.00	
0.00									
07 5000 832 000	INTEREST PAYMENTS	287,000.00	0.00	0.00	51.11	140,316.87	0.00	0.00	
140,316.87									
07 5000 833 000	BOND ISSUANCE/DEBT RELATED COSTS	0.00	0.00	0.00	0.00	0.00	0.00	0.00	
0.00									
5000	DEBT SERVICES	968,000.00	0.00	0.00	85.44	140,916.87	0.00	0.00	
140,916.87									
07	BOND FUND	968,000.00	0.00	0.00	85.44	140,916.87	0.00	0.00	

Account Number	Account Description	Revised Budget	Expended During Month	Activity	% of Budget	Balance at EOM	A/ P Outstanding	P/ O Outstanding	Unencumbered Balance
08	SPECIAL BLDG FUND								
2610	OPERATION OF PLANT								
08 2610 340 000	OTHER PROFESSIONAL SERVICES	0.00	0.00	0.00	0.00	0.00	0.00	0.00	0.00
08 2610 431 000	NON TECH REPAIRS AND MAINTENANCE	0.00	0.00	0.00	0.00	0.00	0.00	0.00	0.00
08 2610 441 000	RENTALS OF LAND & BUILDINGS	0.00	0.00	0.00	0.00	0.00	0.00	0.00	0.00
08 2610 450 000	CONSTRUCTION MATERIALS	0.00	0.00	0.00	0.00	0.00	0.00	0.00	0.00
08 2610 530 000	COMMUNICATIONS	0.00	0.00	0.00	0.00	0.00	0.00	0.00	0.00
08 2610 610 000	GENERAL SUPPLIES	0.00	0.00	0.00	0.00	0.00	0.00	0.00	0.00
08 2610 710 000	LAND AND IMPROVEMENTS	0.00	0.00	0.00	0.00	0.00	0.00	0.00	0.00
08 2610 890 000	MISCELLANEOUS ITEMS	0.00	0.00	0.00	0.00	0.00	0.00	0.00	0.00
2610	OPERATION OF PLANT	0.00	0.00	0.00	0.00	0.00	0.00	0.00	0.00
2660	SECURITY SERVICES								
08 2660 430 000	REPAIRS AND MAINTENANCE	0.00	0.00	0.00	0.00	0.00	0.00	0.00	0.00
08 2660 450 000	CONSTRUCTION MATERIALS	0.00	0.00	0.00	0.00	0.00	0.00	0.00	0.00
08 2660 610 000	GENERAL SUPPLIES	0.00	0.00	0.00	0.00	0.00	0.00	0.00	0.00
08 2660 710 000	LAND AND IMPROVEMENTS	0.00	0.00	0.00	0.00	0.00	0.00	0.00	0.00
08 2660 730 000	EQUIPMENT	0.00	0.00	0.00	0.00	0.00	0.00	0.00	0.00
08 2660 733 000	FURNITURE AND FIXTURES	0.00	0.00	0.00	0.00	0.00	0.00	0.00	0.00
08 2660 890 000	MISCELLANEOUS EXPENDITURES	0.00	0.00	0.00	0.00	0.00	0.00	0.00	0.00
2660	SECURITY SERVICES	0.00	0.00	0.00	0.00	0.00	0.00	0.00	0.00
2670	SAFETY SERVICES								
08 2670 450 000	CONSTRUCTION SERVICES	0.00	0.00	0.00	0.00	0.00	0.00	0.00	0.00
08 2670 610 000	GENERAL SUPPLIES	0.00	0.00	0.00	0.00	0.00	0.00	0.00	0.00
08 2670 733 000	FURNITURE AND FIXTURES	0.00	0.00	0.00	0.00	0.00	0.00	0.00	0.00
08 2670 734 000	TECHNOLOGY HARDWARE	0.00	0.00	0.00	0.00	0.00	0.00	0.00	0.00
08 2670 735 000	SOFTWARE	0.00	0.00	0.00	0.00	0.00	0.00	0.00	0.00
2670	SAFETY SERVICES	0.00	0.00	0.00	0.00	0.00	0.00	0.00	0.00
4100	BOND RELATED EXPENDITURES								
08 4100 890 000	MISCELLANEOUS EXPENDITURES	0.00	0.00	0.00	0.00	0.00	0.00	0.00	0.00
4100	BOND RELATED EXPENDITURES	0.00	0.00	0.00	0.00	0.00	0.00	0.00	0.00
4300	FACILITY ACQ/ARCHITEC AND ENGINEERING								

Account Number	Account Description	Revised Budget	Expended During Month	Activity	% of Budget	Balance at EOM	A/ P Outstanding	P/ O Outstanding	Unencumbered Balance
08 4300 340 000	ARCHITECTURAL AND ENGINEERING SE		0.00	0.00	0.00	0.00	0.00	0.00	0.00
	0.00								
08 4300 340 001	ARCHITECTURAL AND ENGINEERING SE		0.00	0.00	0.00	0.00	0.00	0.00	0.00
	0.00								
08 4300 340 003	ARCHITECTURAL AND ENGINEERING SE		0.00	0.00	0.00	0.00	0.00	0.00	0.00
	0.00								
08 4300 350 000	TECHNICAL SERVICES		0.00	0.00	0.00	0.00	0.00	0.00	0.00
	0.00								
4300 FACILITY ACQ/ARCHITEC AND			0.00	0.00	0.00	0.00	0.00	0.00	0.00
4500 BUILDING CONSTRUCTION									
08 4500 720 001	BUILDING CONSTRUCTION		0.00	0.00	0.00	0.00	0.00	0.00	0.00
	0.00								
08 4500 720 003	BUILDING CONSTRUCTION		0.00	0.00	0.00	0.00	0.00	0.00	0.00
	0.00								
08 4500 720 009	BUILDING CONSTRUCTION		0.00	0.00	0.00	0.00	0.00	0.00	0.00
	0.00								
08 4500 720 010	BUILDING CONSTRUCTION		0.00	0.00	0.00	0.00	0.00	0.00	0.00
	0.00								
4500 BUILDING CONSTRUCTION			0.00	0.00	0.00	0.00	0.00	0.00	0.00
4700 BUILDING IMPROVEMENTS									
08 4700 340 000	OTHER PROFESSIONAL SERVICES		0.00	0.00	0.00	0.00	0.00	0.00	0.00
	0.00								
08 4700 350 000	TECHNICAL SERVICES		0.00	0.00	0.00	0.00	0.00	0.00	0.00
	0.00								
08 4700 720 001	BUILDING CONSTRUCTION		0.00	0.00	0.00	0.00	0.00	0.00	0.00
	0.00								
08 4700 733 000	FURNITURE AND FIXTURES		0.00	0.00	0.00	0.00	0.00	0.00	0.00
	0.00								
08 4700 733 001	FURNITURE AND FIXTURES		0.00	0.00	0.00	0.00	0.00	0.00	0.00
	0.00								
08 4700 733 003	FURNITURE AND FIXTURES		0.00	0.00	0.00	0.00	0.00	0.00	0.00
	0.00								
08 4700 733 009	FURNITURE AND FIXTURES		0.00	0.00	0.00	0.00	0.00	0.00	0.00
	0.00								
08 4700 733 010	FURNITURE AND FIXTURES		0.00	0.00	0.00	0.00	0.00	0.00	0.00
	0.00								
08 4700 734 000	TECHNOLOGY HARDWARE		0.00	0.00	0.00	0.00	0.00	0.00	0.00
	0.00								
08 4700 890 001	MISCELLANEOUS EXPENDITURES		0.00	0.00	0.00	0.00	0.00	0.00	0.00
	0.00								
4700 BUILDING IMPROVEMENTS			0.00	0.00	0.00	0.00	0.00	0.00	0.00
5000 DEBT SERVICES									
08 5000 833 000	BOND ISSUANCE/DEBT RELATED COSTS		0.00	0.00	0.00	0.00	0.00	0.00	0.00
	0.00								
5000 DEBT SERVICES			0.00	0.00	0.00	0.00	0.00	0.00	0.00
08 SPECIAL BLDG FUND			0.00	0.00	0.00	0.00	0.00	0.00	0.00

Account Number	Account Description	Revised Budget	Expended During Month	Activity	% of Budget	Balance at EOM	A/ P Outstanding	P/ O Outstanding	Unencumbered Balance
09	QUALIFIED CAPITAL PURPOSE UNDERTAKING FU								
2515	CENTRAL SERVICES/BLDGS AND SITES								
09 2515 430 000	REPAIRS AND MAINTENANCE SERVICES	0.00	0.00	0.00	0.00	0.00	0.00	0.00	0.00
		0.00							
09 2515 430 001	REPAIRS AND MAINTENANCE	0.00	0.00	0.00	0.00	0.00	0.00	0.00	0.00
		0.00							
09 2515 430 003	REPAIRS AND MAINTENANCE	0.00	0.00	0.00	0.00	0.00	0.00	0.00	0.00
		0.00							
09 2515 430 009	REPAIRS AND MAINTENANCE	0.00	0.00	0.00	0.00	0.00	0.00	0.00	0.00
		0.00							
09 2515 710 000	LAND AND IMPROVEMENTS	0.00	0.00	0.00	0.00	0.00	0.00	0.00	0.00
		0.00							
2515	CENTRAL SERVICES/BLDGS AND	0.00	0.00	0.00	0.00	0.00	0.00	0.00	0.00
2610	OPERATION OF PLANT								
09 2610 431 000	REPAIRS/MAINTENANCE NON TECH	0.00	0.00	0.00	0.00	0.00	0.00	0.00	0.00
		0.00							
2610	OPERATION OF PLANT	0.00	0.00	0.00	0.00	0.00	0.00	0.00	0.00
5000	DEBT SERVICES								
09 5000 830 000	DEBT RELATED EXPENSES	600.00	0.00	0.00	33.33	400.00	0.00	0.00	0.00
		400.00							
09 5000 831 000	REDEMPTION OF PRINCIPAL	295,000.00	0.00	0.00	100.00	0.00	0.00	0.00	0.00
		0.00							
09 5000 832 000	INTEREST ON LONG TERM DEBT	21,000.00	0.00	0.00	58.82	8,647.50	0.00	0.00	0.00
		8,647.50							
09 5000 833 000	BOND ISSUANCE/DEBT RELATED COSTS	0.00	0.00	0.00	0.00	0.00	0.00	0.00	0.00
		0.00							
5000	DEBT SERVICES	316,600.00	0.00	0.00	97.14	9,047.50	0.00	0.00	0.00
		9,047.50							
09	QUALIFIED CAPITAL PURPOSE	316,600.00	0.00	0.00	97.14	9,047.50	0.00	0.00	0.00

Account Number	Account Description	Revised Budget	Expended During Month	Activity	% of Budget	Balance at EOM	A/ P Outstanding	P/ O Outstanding	Unencumbered Balance
10	HEADSTART 20								
6940	HEAD START								
10 6940 610 010 0004 0.00	GENERAL SUPPLIES		0.00	0.00	0.00	0.00	0.00	0.00	0.00
10 6940 621 010 0004 0.00	NATURAL GAS		0.00	0.00	0.00	0.00	0.00	0.00	0.00
6940 HEAD START			0.00	0.00	0.00	0.00	0.00	0.00	0.00
10 HEADSTART 20			0.00	0.00	0.00	0.00	0.00	0.00	0.00

Account Number	Account Description	Revised Budget	Expended During Month	Activity	% of Budget	Balance at EOM	A/ P Outstanding	P/ O Outstanding	Unencumbered Balance
12	STUDENT FEES								
2190	OTHER PUPIL SUPPORT SERVICES								
12 2190 151 001 1696	ADD'L COMP TO TEACHERS/PROF STAFF	7,000.00	0.00	0.00	43.71	3,940.00	0.00	0.00	3,940.00
12 2190 151 003 1697	ADD'L COMP TO TEACHERS/PROF STAFF	3,000.00	0.00	0.00	28.33	2,150.00	0.00	0.00	2,150.00
12 2190 152 001 1696	ADD'L COMPENSATION/INSTRUC AIDES	0.00	0.00	0.00	0.00	0.00	0.00	0.00	0.00
12 2190 152 003 1697	ADD'L COMPENSATION/INSTRUC AIDES	0.00	0.00	0.00	0.00	0.00	0.00	0.00	0.00
12 2190 221 001 1696	SOCIAL SECURITY	550.00	0.00	0.00	42.55	315.96	0.00	0.00	315.96
12 2190 221 003 1697	SOCIAL SECURITY	200.00	0.00	0.00	32.52	134.97	0.00	0.00	134.97
12 2190 222 001 1696	SS/MEDICARE TO INSTRUCTIONAL AIDES	0.00	0.00	0.00	0.00	0.00	0.00	0.00	0.00
12 2190 222 003 1697	SS/MEDICARE TO INSTRUCTIONAL AIDES	0.00	0.00	0.00	0.00	0.00	0.00	0.00	0.00
12 2190 231 001 1696	RETIREMENT/TEACHERS PROF STAFF	550.00	0.00	0.00	40.91	325.00	0.00	0.00	325.00
12 2190 231 003 1697	RETIREMENT/TEACHERS PROF STAFF	200.00	0.00	0.00	31.24	137.52	0.00	0.00	137.52
12 2190 232 001 1696	RETIREMENT/INSTRUCTIONAL AIDES	0.00	0.00	0.00	0.00	0.00	0.00	0.00	0.00
12 2190 232 003 1697	RETIREMENT/INSTRUCTIONAL AIDES	0.00	0.00	0.00	0.00	0.00	0.00	0.00	0.00
12 2190 237 001 1696	ADD'L RETIREMENT CONTRIBUTION	200.00	0.00	0.00	38.63	122.75	0.00	0.00	122.75
12 2190 237 003 1697	ADD'L RETIREMENT CONTRIBUTION	100.00	0.00	0.00	21.47	78.53	0.00	0.00	78.53
12 2190 340 001 1696	OTHER PROFESSIONAL SERVICES	0.00	0.00	0.00	0.00	0.00	0.00	0.00	0.00
12 2190 352 001 1696	OTHER TECHNICAL SERVICES/OFFICIALS	0.00	0.00	0.00	0.00	0.00	0.00	0.00	0.00
12 2190 352 003 1697	OTHER TECHNICAL SERVICES/OFFICIALS	0.00	0.00	0.00	0.00	115.00	0.00	0.00	115.00
12 2190 610 001 1696	GENERAL SUPPLIES/ HS FEES	0.00	0.00	0.00	0.00	280.00	0.00	0.00	280.00
12 2190 610 001 1698	GENERAL SUPPLIES	0.00	0.00	0.00	0.00	0.00	0.00	0.00	0.00
12 2190 610 001 1707	HUMAN SERVICES & HOSPITALITY	0.00	0.00	0.00	0.00	0.00	0.00	0.00	0.00
12 2190 610 001 1710	GENERAL SUPPLIES	0.00	0.00	0.00	0.00	0.00	0.00	0.00	0.00
12 2190 610 001 1719	WOODS	0.00	0.00	0.00	0.00	0.00	0.00	0.00	0.00

Account Number	Account Description	Revised Budget	Expended During Month	Activity	% of Budget	Balance at EOM	A/ P Outstanding	P/ O Outstanding	Unencumbered Balance
		0.00							
12 2190 610 001 1721	MANUFACTURING	100.00	0.00	0.00	0.00	100.00	0.00	0.00	100.00
12 2190 610 001 1722	GENERAL SUPPLIES	0.00	0.00	0.00	0.00	0.00	0.00	0.00	0.00
12 2190 610 003 1697	GENERAL SUPPLIES	0.00	0.00	0.00	0.00	0.00	0.00	0.00	0.00
12 2190 610 003 1706	GENERAL SUPPLIES	0.00	0.00	0.00	0.00	0.00	0.00	0.00	0.00
12 2190 610 003 1708	GENERAL SUPPLIES	1,000.00	0.00	0.00	0.00	1,000.00	0.00	0.00	1,000.00
12 2190 734 001 1723	TECHNOLOGY HARDWARE	25,000.00	0.00	0.00	17.58	25,000.00	0.00	4,396.20	20,603.80
12 2190 810 001 1696	DUES AND FEES/ENTRY FEES	0.00	0.00	0.00	0.00	0.00	0.00	0.00	0.00
12 2190 810 001 1698	HS BAND RENTALS	7,000.00	0.00	0.00	11.95	6,507.00	0.00	343.68	6,163.32
12 2190 810 001 1701	DUES AND FEES/ENTRY FEES	0.00	0.00	0.00	0.00	(800.00)	0.00	0.00	(800.00)
12 2190 810 001 1710	HS ART FEES	0.00	0.00	0.00	0.00	0.00	0.00	0.00	0.00
12 2190 810 001 1718	DRIVERS ED	0.00	0.00	0.00	0.00	0.00	0.00	0.00	0.00
12 2190 810 001 1722	DUES AND FEES	0.00	0.00	0.00	0.00	0.00	0.00	0.00	0.00
12 2190 810 003 1697	MS PARTICIPATION FEES	5,000.00	0.00	0.00	1.00	4,950.00	0.00	0.00	4,950.00
12 2190 810 003 1706	MS BAND RENTALS	3,000.00	475.39	475.39	34.73	2,459.61	0.00	501.63	1,957.98
12 2190 810 003 1708	FCS FEES	0.00	0.00	0.00	0.00	0.00	0.00	0.00	0.00
12 2190 890 000 1790	MISC EXPENDITURES	0.00	0.00	0.00	0.00	(400.03)	0.00	0.00	(400.03)
2190 OTHER PUPIL SUPPORT SERVICES		52,900.00	475.39	475.39	22.16	46,416.31	0.00	5,241.51	41,174.30
12 STUDENT FEES		52,900.00	475.39	475.39	22.16	46,416.31	0.00	5,241.51	41,174.30

Account Number	Account Description	Revised Budget	Expended During Month	Activity	% of Budget	Balance at EOM	A/ P Outstanding	P/ O Outstanding	Unencumbered Balance
95	HEADSTART '17								
3630	EARLY HEAD START								
95 3630 410 010	SUPPLIES	0.00	0.00	0.00	0.00	0.00	0.00	0.00	0.00
3630	EARLY HEAD START	0.00	0.00	0.00	0.00	0.00	0.00	0.00	0.00
3930	PLATTSMOUTH HDSTART PA-22								
95 3930 410 010	SUPPLIES	0.00	0.00	0.00	0.00	0.00	0.00	0.00	0.00
3930	PLATTSMOUTH HDSTART PA-22	0.00	0.00	0.00	0.00	0.00	0.00	0.00	0.00
95	HEADSTART '17	0.00	0.00	0.00	0.00	0.00	0.00	0.00	0.00

Account Number	Account Description	Revised Budget	Expended During Month	Activity	% of Budget	Balance at EOM	A/ P Outstanding	P/ O Outstanding	Unencumbered Balance
96	HEADSTART NUTRITION								
5843	NUTRITION								
96 5843 411 010	FOOD	0.00	0.00	0.00	0.00	0.00	0.00	0.00	0.00
5843 NUTRITION		0.00	0.00	0.00	0.00	0.00	0.00	0.00	0.00
96 HEADSTART NUTRITION		0.00	0.00	0.00	0.00	0.00	0.00	0.00	0.00

Account Number	Account Description	Revised Budget	Expended During Month	Activity	% of Budget	Balance at EOM	A/ P Outstanding	P/ O Outstanding	Unencumbered Balance
Grand Total:		11,803,563.34	28,361,644.00	1,991,678.93	1,991,678.93	58.38	11,973,695.89	0.00	170,132.55

Fund: 01 GENERAL

Account Number	Description	Revised Budget	During Month	To Date	% of Budget	Budget Balance
01 1100	TAXED LEVIED BY SCHOOL DISTRICT	10,500,000.00	423,998.51	4,243,332.19	40.41	6,256,667.81
01 1115	CARLINE TAXES	7,000.00	0.00	756.48	10.81	6,243.52
01 1120	PUBLIC POWER DIST SALES TAX	165,000.00	0.00	0.00	0.00	165,000.00
01 1125	MOTOR VEHICLE TAX	850,000.00	90,756.86	445,287.17	52.39	404,712.83
01 1370	PRESCHOOL TUITION	95,000.00	12,386.50	60,961.25	64.17	34,038.75
01 1510	INTEREST ON INVESTMENTS	5,000.00	7,668.53	52,657.00	1,053.14	(47,657.00)
01 1510 0003	INTEREST ON INVESTMENTS/HD ST	0.00	2.93	23.87	0.00	(23.87)
01 1510 0004	INTEREST ON INVESTMENTS/HD ST	1,000.00	0.00	0.00	0.00	1,000.00
01 1800	REVENUE FR COMM SERVICE/GED/BDA	0.00	0.00	0.00	0.00	0.00
01 1910	RENTAL OF SCHOOL FACILITIES/PROPERTY	5,000.00	0.00	0.00	0.00	5,000.00
01 1911	LOCAL LICENSE FEES	1,000.00	0.00	0.00	0.00	1,000.00
01 1920	CONTRIB FR PRIVATE SOURCES	0.00	0.00	0.00	0.00	0.00
01 1921	CITY POLICE COURT FINES	5,000.00	0.00	27,788.95	555.78	(22,788.95)
01 1990	MISCELLANEOUS LOCAL REVENUE	6,000.00	4,475.00	4,475.00	74.58	1,525.00
01 1990 0003	MISC LOCAL REVENUE/HD ST	0.00	0.00	0.00	0.00	0.00
01 1990 0004	MISCELLANEOUS LOCAL REVENUE/HD ST	0.00	0.00	0.00	0.00	0.00
	Subtotal: 1000	11,640,000.00	539,288.33	4,835,281.91	41.54	6,804,718.09
01 2110	COUNTY FINE & LICENSE FEES	120,000.00	8,656.74	31,947.38	26.62	88,052.62
01 2210	ESU RECEIPTS	1,500.00	0.00	0.00	0.00	1,500.00
	Subtotal: 2000	121,500.00	8,656.74	31,947.38	26.29	89,552.62
01 3110	STATE AID TO DISTRICTS	4,285,688.00	428,569.00	2,142,845.00	50.00	2,142,843.00
01 3120	SPECIAL ED PROGRAMS	2,800,000.00	396,906.00	746,071.00	26.65	2,053,929.00
01 3125	SPECIAL ED TRANSPORTATION	95,000.00	0.00	0.00	0.00	95,000.00
01 3130	HOMESTEAD EXEMPTION	450,000.00	0.00	0.00	0.00	450,000.00
01 3131	PROPERTY TAX CREDIT	600,000.00	135.38	135.38	0.02	599,864.62
01 3134	RAILROAD TAX/PUBLIC SERVICE ENTITIES	1,000.00	0.00	0.00	0.00	1,000.00
01 3155	RULE 4 TEXTBOOK LOAN	1,000.00	0.00	0.00	0.00	1,000.00
01 3165	PRESCHOOL FLEX FUNDING	5,000.00	0.00	0.00	0.00	5,000.00
01 3166	SCHOOL AGE FLEX	100,000.00	0.00	0.00	0.00	100,000.00
01 3175	ABE/STATE GRANT	500.00	0.00	0.00	0.00	500.00
01 3180	PRO-RATA MOTOR VEHICLE	25,000.00	5,535.15	8,902.36	35.61	16,097.64
01 3400	STATE APPORTIONMENT	250,000.00	0.00	0.00	0.00	250,000.00
01 3535	HIGH ABILITY LEARNERS	10,000.00	0.00	11,392.00	113.92	(1,392.00)
01 3540	STATE EARLY CHILDHOOD GRANT	50,000.00	0.00	0.00	0.00	50,000.00
01 3541	BIRTH TO 3 ENDOWMENT	70,000.00	0.00	10,054.00	14.36	59,946.00
01 3551	CAREER EDUCATION	0.00	0.00	8,938.50	0.00	(8,938.50)
01 3575	NEBR INNOVATION GRANT	0.00	0.00	0.00	0.00	0.00
01 3599	STATE REIMBURSEMENT SCHOOL SAFETY	0.00	0.00	0.00	0.00	0.00
01 3990	OTHER STATE SOURCES	10,000.00	0.00	0.00	0.00	10,000.00
	Subtotal: 3000	8,753,188.00	831,145.53	2,928,338.24	33.45	5,824,849.76
01 4105	USF - E RATE	0.00	0.00	0.00	0.00	0.00
01 4305	IMPACT AID PL 874	0.00	0.00	0.00	0.00	0.00
01 4307	AMERICAN INDIAN EDUCATION	0.00	0.00	0.00	0.00	0.00
01 4309 0003	HEAD START	800,000.00	146,179.68	716,223.91	89.53	83,776.09
01 4309 0004	HEAD START	400,000.00	0.00	0.00	0.00	400,000.00
01 4421	IDEA PART-B ARP - BIRTH THROUGH AGE 21	50,000.00	0.00	0.00	0.00	50,000.00
01 4505	TITLE I ESEA	200,000.00	0.00	202,530.00	101.27	(2,530.00)
01 4506	TITLE I ACCOUNTABILITY	0.00	0.00	0.00	0.00	0.00
01 4509	TITLE II PART A	50,000.00	0.00	38,909.00	77.82	11,091.00
01 4512	IDEA POVERTY/BASE	5,000.00	0.00	0.00	0.00	5,000.00
01 4515	IDEA PART B SUPPLEMENTAL	0.00	0.00	0.00	0.00	0.00
01 4516	IDEA PART B (619) PRESCHOOL	20,000.00	0.00	13,118.00	65.59	6,882.00
01 4518	IDEA BASE AND E/P	190,000.00	0.00	358,917.00	188.90	(168,917.00)
01 4519	IDEA PART B E/POVERTY	0.00	0.00	0.00	0.00	0.00

Fund: 01 GENERAL

Account Number	Description	Revised Budget	During Month	To Date	% of Budget	Budget Balance
01 4521	IDEA NON PUBLIC	5,000.00	0.00	26,212.00	524.24	(21,212.00)
01 4524	ROTC REIMBURSEMENT FROM DOD	10,000.00	8,839.75	45,209.25	452.09	(35,209.25)
01 4525	PERKINS REVISION GRANT	25,000.00	0.00	0.00	0.00	25,000.00
01 4529	ADULT BASIC EDUCATION	0.00	0.00	0.00	0.00	0.00
01 4530	OTHER FEDERAL RECEIPTS	130,000.00	0.00	0.00	0.00	130,000.00
01 4531	21ST CENTURY LEARNING GRANT/MS	5,000.00	0.00	0.00	0.00	5,000.00
01 4701	CENTRAL NEB ROBOTICS GRANT	5,000.00	0.00	0.00	0.00	5,000.00
01 4708	MEDICAID IN PUBLIC SCHOOLS	50,000.00	10,232.94	24,572.91	49.15	25,427.09
01 4709	MEDICAID ADM ACTIVITIES	15,000.00	3,282.02	8,872.18	59.15	6,127.82
01 4969	TITLE IV STUDENT SUPPORT	10,000.00	0.00	21,393.00	213.93	(11,393.00)
01 4993	ARP HCY	0.00	0.00	1,000.00	0.00	(1,000.00)
01 4994	ARP HCY	0.00	0.00	5,461.00	0.00	(5,461.00)
01 4995	PRESIDENTIAL DISASTER AID/ESSERS	0.00	0.00	0.00	0.00	0.00
01 4997	ESSER II	5,000.00	0.00	0.00	0.00	5,000.00
01 4998	ESSERS III	5,000.00	137,929.00	226,154.54	4,523.09	(221,154.54)
	Subtotal: 4000	1,980,000.00	306,463.39	1,688,572.79	85.28	291,427.21
01 5150	TAX ANTICIPATION NOTES	0.00	0.00	3,509,550.00	0.00	(3,509,550.00)
01 5200	FUND TRANSFERS IN	0.00	0.00	0.00	0.00	0.00
01 5300	SALE OF PROPERTY	0.00	0.00	0.00	0.00	0.00
01 5690	OTHER NON-REVENUE RECEIPTS	0.00	92,112.46	96,730.98	0.00	(96,730.98)
	Subtotal: 5000	0.00	92,112.46	3,606,280.98	0.00	(3,606,280.98)
	Fund Total:	22,494,688.00	1,777,666.45	13,090,421.30	58.19	9,404,266.70

Fund: 02 DEPRECIATION FUND

Account Number	Description	Revised Budget	During Month	To Date	% of Budget	Budget Balance
02 1510	INVESTMENT INCOME	0.00	1.76	8.66	0.00	(8.66)
Subtotal:	1000	0.00	1.76	8.66	0.00	(8.66)
	Fund Total:	0.00	1.76	8.66	0.00	(8.66)

Fund: 03 EMPLOYEE BENEFITS FUND

Account Number	Description	Revised Budget	During Month	To Date	% of Budget	Budget Balance
03 5200	FUND TRANSFERS IN	0.00	5,397.33	26,112.58	0.00	(26,112.58)
Subtotal:	5000	0.00	5,397.33	26,112.58	0.00	(26,112.58)
	Fund Total:	0.00	5,397.33	26,112.58	0.00	(26,112.58)

Fund: 05 ACTIVITY FUND

Account Number	Description	Revised Budget	During Month	To Date	% of Budget	Budget Balance
05 1510 8010	INTEREST	0.00	208.24	(38,500.12)	0.00	38,500.12
05 1710 8022	HEAD START ACTIVITIES	0.00	1,000.00	2,000.00	0.00	(2,000.00)
05 1710 8101	ELEM STUDENT COUNCIL	0.00	268.28	2,347.73	0.00	(2,347.73)
05 1710 8102	ELEM TEACHERS	0.00	160.42	926.99	0.00	(926.99)
05 1710 8103	ELEM MISC	0.00	200.00	4,035.37	0.00	(4,035.37)
05 1710 8107	SOCIAL WORK FAMILY RESOURCE ACCT	0.00	640.00	1,140.00	0.00	(1,140.00)
05 1710 8113	ELEM FIELD TRIPS	0.00	1,535.64	1,535.64	0.00	(1,535.64)
05 1710 8202	MS ATHLETICS	0.00	0.00	7,929.02	0.00	(7,929.02)
05 1710 8204	MS BAND	0.00	12.00	1,312.00	0.00	(1,312.00)
05 1710 8206	UNIFIED SPORTS	0.00	240.00	540.00	0.00	(540.00)
05 1710 8207	REFERRAL FREE ACTIVITIES	0.00	0.00	2,600.00	0.00	(2,600.00)
05 1710 8209	MS NAT'L JR HONOR SOCIETY	0.00	360.20	360.20	0.00	(360.20)
05 1710 8216	MS STUDENT COUNCIL	0.00	0.00	1,107.25	0.00	(1,107.25)
05 1710 8226	MS YEARBOOK	0.00	0.00	140.00	0.00	(140.00)
05 1710 8232	MS STUDENT TRAVEL	0.00	0.00	313.81	0.00	(313.81)
05 1710 8302	CAREER ACADEMIES	0.00	77.79	10,412.78	0.00	(10,412.78)
05 1710 8304	ART CLUB	0.00	50.00	150.00	0.00	(150.00)
05 1710 8312	HS BAND	0.00	626.12	2,306.62	0.00	(2,306.62)
05 1710 8316	SPIRIT SQUAD	0.00	443.43	10,370.02	0.00	(10,370.02)
05 1710 8318	CHORUS/SWING CHOIR	0.00	(110.62)	6,740.02	0.00	(6,740.02)
05 1710 8320	AUTO/SHOP	0.00	0.00	2,564.70	0.00	(2,564.70)
05 1710 8323	CLASS OF 2026	0.00	711.58	3,605.58	0.00	(3,605.58)
05 1710 8332	CONCESSIONS	0.00	7,078.69	18,048.60	0.00	(18,048.60)
05 1710 8333	BLUE DEVIL CATERING	0.00	591.00	2,034.45	0.00	(2,034.45)
05 1710 8334	DECA	0.00	3,070.50	18,134.72	0.00	(18,134.72)
05 1710 8342	FCCLA	0.00	784.00	1,321.00	0.00	(1,321.00)
05 1710 8346	HOSA	0.00	0.00	680.00	0.00	(680.00)
05 1710 8348	BOYS BASKETBALL FR	0.00	13,810.56	14,260.56	0.00	(14,260.56)
05 1710 8349	GIRLS BB FUNDRAISER	0.00	7,042.27	7,042.27	0.00	(7,042.27)
05 1710 8353	JR ROTC	0.00	30.00	3,896.42	0.00	(3,896.42)
05 1710 8354	HONOR SOCIETY	0.00	0.00	415.15	0.00	(415.15)
05 1710 8356	GUIDANCE	0.00	200.00	7,606.80	0.00	(7,606.80)
05 1710 8363	SPEECH	0.00	255.23	689.72	0.00	(689.72)
05 1710 8374	HS STUDENT COUNCIL	0.00	0.00	7,014.92	0.00	(7,014.92)
05 1710 8380	JUNIOR OPTIMIST INTERNATIONAL	0.00	702.52	2,758.65	0.00	(2,758.65)
05 1710 8382	GIRLS SOCCER FR	0.00	0.00	600.00	0.00	(600.00)
05 1710 8384	VOLLEYBALL FR	0.00	80.00	398.00	0.00	(398.00)
05 1710 8386	SKILLS USA	0.00	387.10	387.10	0.00	(387.10)
05 1710 8387	GOLF FR	0.00	0.00	400.00	0.00	(400.00)
05 1710 8388	BOYS WRESTLING	0.00	0.00	4,755.00	0.00	(4,755.00)
05 1710 8389	HS YEARBOOK	0.00	325.00	2,090.00	0.00	(2,090.00)
05 1710 8390	BASEBALL FR	0.00	0.00	400.00	0.00	(400.00)
05 1710 8391	MISC ACTIVITIES	0.00	14,313.10	47,350.96	0.00	(47,350.96)
05 1710 8392	GIRLS WRESTLING	0.00	1,998.00	4,167.00	0.00	(4,167.00)
05 1710 8404	CROSS COUNTRY FR	0.00	0.00	1,842.40	0.00	(1,842.40)
05 1920 8228	MS DONATIONS	0.00	0.00	3,292.00	0.00	(3,292.00)
05 1990 8008	MISCELLANEOUS	0.00	(1,292.65)	(5,501.35)	0.00	5,501.35
05 1990 8111	ELEM SOCIAL COMMITTEE	0.00	0.00	300.00	0.00	(300.00)
05 1990 8335	DUAL ENROLLMENT	0.00	600.00	600.00	0.00	(600.00)
05 1990 8355	ROTC MILITARY REIMBURSEMENT	0.00	0.00	1,010.50	0.00	(1,010.50)
05 1990 8371	HS SOCIAL COMMITTEE	0.00	350.46	1,006.08	0.00	(1,006.08)
	Subtotal: 1000	0.00	56,748.86	170,938.56	0.00	(170,938.56)
05 5690 8104	ELEM LIBRARY	0.00	400.00	475.61	0.00	(475.61)
05 5690 8355	OTHER NON REVENUE RECEIPTS	0.00	0.00	40,000.00	0.00	(40,000.00)
	Subtotal: 5000	0.00	400.00	40,475.61	0.00	(40,475.61)

Fund: 05 ACTIVITY FUND

Account Number	Description	Revised Budget	During Month	To Date	% of Budget	Budget Balance
	Fund Total:	0.00	57,148.86	211,414.17	0.00	(211,414.17)

Fund: 06 CAFETERIA

Account Number	Description	Revised Budget	During Month	To Date	% of Budget	Budget Balance
06 1611	DAILY SALES	0.00	27,957.95	112,307.02	0.00	(112,307.02)
	Subtotal: 1000	0.00	27,957.95	112,307.02	0.00	(112,307.02)
06 3150	STATE REIMBURSEMENT	0.00	25,738.78	169,097.14	0.00	(169,097.14)
	Subtotal: 3000	0.00	25,738.78	169,097.14	0.00	(169,097.14)
06 4211 0005	FED REIMB/CACFP	0.00	7,780.25	40,340.49	0.00	(40,340.49)
	Subtotal: 4000	0.00	7,780.25	40,340.49	0.00	(40,340.49)
06 5690	OTHER NON REVENUE RECEIPTS	0.00	9,899.65	65,205.19	0.00	(65,205.19)
	Subtotal: 5000	0.00	9,899.65	65,205.19	0.00	(65,205.19)
	Fund Total:	0.00	71,376.63	386,949.84	0.00	(386,949.84)

Fund: 07 BOND FUND

Account Number	Description	Revised Budget	During Month	To Date	% of Budget	Budget Balance
07 1100	LOCAL TAXES	0.00	68,498.51	621,938.48	0.00	(621,938.48)
07 1115	CARLINE TAXES	0.00	0.00	109.62	0.00	(109.62)
07 1510	INVESTMENT INCOME	0.00	171.96	1,865.80	0.00	(1,865.80)
	Subtotal: 1000	0.00	68,670.47	623,913.90	0.00	(623,913.90)
07 3131	RELIEF TO PROPERTY TAXPAYERS	0.00	12.93	12.93	0.00	(12.93)
07 3180	PRO-RATA MOTOR VEHICLE	0.00	802.05	1,289.97	0.00	(1,289.97)
	Subtotal: 3000	0.00	814.98	1,302.90	0.00	(1,302.90)
	Fund Total:	0.00	69,485.45	625,216.80	0.00	(625,216.80)

Fund: 08 SPECIAL BLDG FUND

Account Number	Description	Revised Budget	During Month	To Date	% of Budget	Budget Balance
08 1510	INTEREST ON LOCAL RECEIPTS	0.00	1,237.40	6,427.46	0.00	(6,427.46)
Subtotal:	1000	0.00	1,237.40	6,427.46	0.00	(6,427.46)
	Fund Total:	0.00	1,237.40	6,427.46	0.00	(6,427.46)

Fund: 09 QUALIFIED CAPITAL PURPOSE UNDERTAKING FU

Account Number	Description	Revised Budget	During Month	To Date	% of Budget	Budget Balance
09 1100	TAXES LEVIED BY SCHOOL DISTRICT	0.00	15,519.23	158,348.17	0.00	(158,348.17)
09 1115	CARLINE TAXES	0.00	0.00	28.29	0.00	(28.29)
09 1510	INVESTMENT INCOME	0.00	0.00	908.78	0.00	(908.78)
	Subtotal: 1000	0.00	15,519.23	159,285.24	0.00	(159,285.24)
09 3180	PRO-RATA MOTOR VEHICLE	0.00	206.98	332.89	0.00	(332.89)
	Subtotal: 3000	0.00	206.98	332.89	0.00	(332.89)
	Fund Total:	0.00	15,726.21	159,618.13	0.00	(159,618.13)

Fund: 12 STUDENT FEES

Account Number	Description	Revised Budget	During Month	To Date	% of Budget	Budget Balance
12 1741 1696	H.S. PARTICIPATION FEES	0.00	255.00	3,775.00	0.00	(3,775.00)
12 1741 1697	M.S. PARTICIPATION FEES	0.00	250.00	2,250.00	0.00	(2,250.00)
12 1741 1698	H.S. BAND RENTALS	0.00	0.00	75.00	0.00	(75.00)
12 1741 1701	HS BAND FEE	0.00	0.00	900.00	0.00	(900.00)
12 1741 1706	M.S. BAND RENTALS	0.00	0.00	600.00	0.00	(600.00)
12 1741 1707	HUMAN SERVICES & HOSPITALITY	0.00	0.00	195.00	0.00	(195.00)
12 1741 1719	WOODS	0.00	260.00	420.00	0.00	(420.00)
12 1741 1721	MANUFACTURING	0.00	0.00	110.00	0.00	(110.00)
12 1741 1723	HS LAPTOP INS FEE	0.00	120.00	1,562.00	0.00	(1,562.00)
Subtotal:	1000	0.00	885.00	9,887.00	0.00	(9,887.00)
	Fund Total:	0.00	885.00	9,887.00	0.00	(9,887.00)

	Revised Budget	During Month	To Date	% of Budget	Budget Balance
Grand Total:	22,494,688.00	1,998,925.09	14,516,055.94	64.53	7,978,632.06

PCS SUPERINTENDENT REPORT

February 2025

Dr. Richard E. Hasty

National School Counseling Week wrapped up on Feb. 7, 2025. Thank you to our school counselors (Jolene Boesch and Jeremy Woodworth) for all your work supporting our students and families. We appreciate you!

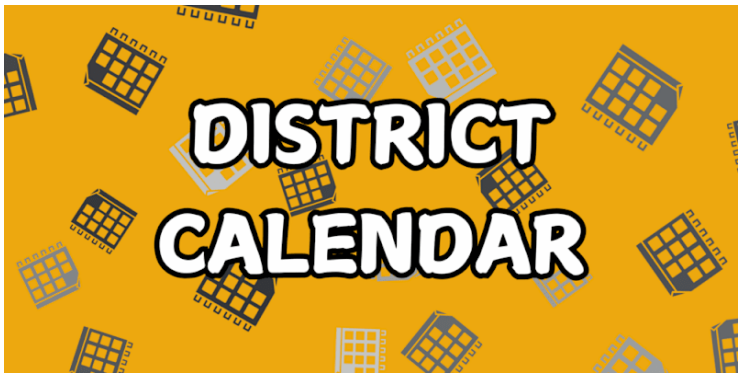

Click HERE for the 2024-2025 calendar with additional information. Look for the 2025-2026 and 2026-2027 calendars on the Board of Education meeting agenda for Mon., Mar. 17, 2025.

ELMWOOD MURDOCK SPEECH MEET RESULTS

TEAM RESULTS: 5th OVERALL

INDIVIDUAL RESULTS

Joel Moore - CHAMPION - Humorous

Max Joy - 2nd place - Extemporaneous

Graci McDonnell - 2nd place - Extemporaneous

JD Meisinger - 4th Place - Informative

Joel Moore & Alden McKnight - 5th Place - Duet Acting

Graci McDonnell - 6th Place - Persuasive

***NIETOC BIDS FROM THIS MEET (need 2 bids to qualify for Nationals)**

Joel Moore - Humorous (3rd bid for the year - already qualified for Nationals)

Max Joy - Extemp (Officially qualifies for Nationals with his 2nd bid of the year)

CONESTOGA SPEECH MEET RESULTS

TEAM RESULTS: 3rd OVERALL

INDIVIDUAL RESULTS

Joel - CHAMPION - Humorous

Alden - CHAMPION - Entertainment

Max - CHAMPION - Extemp

JD - 2nd PLACE - Informative

Meredith - 5TH PLACE - Informative

Joel & Alden - 5th PLACE - Duet

We have many more successes to recognize for our students and staff. Click HERE and select the PCS Board of Education agenda for Feb. 10, 2025. Then, scroll down the page to agenda item 16 for many celebrations of excellence! Way to represent Blue Devil Nation!

I am pleased to inform you that PCS has earned the **Diamond** level badge for school safety from the Nebraska Department of Education. This is the highest level of recognition through this program. Thank you to our PCS Safety Team, which supports our faculty and staff members who helped us earn this recognition!

The "Place School Safety First" badge recognition from the Nebraska Department of Education identifies Nebraska schools that are meeting the highest standards of safety and security. Schools can earn Diamond, Gold, or Silver badges, highlighting their commitment to ensuring the safety and security of students, staff, and visitors. Effective learning can only take place in a safe environment, and this recognition reassures communities that their schools are actively fulfilling the four pillars of safety: prevention, preparedness, response, and recovery. By earning this badge, schools demonstrate their dedication to "Place School Safety First!"

2024-2025 PCS SUPERINTENDENT CUSTOMER SERVICE AWARDS

Congratulations to our December 2024 PCS Superintendent Customer Service Award recipient, Jill Bradney. Way to represent Blue Devil Nation with top-notch customer service!

In the 2024-2025 school year, we are providing our employees with the opportunity to earn a PCS Superintendent's Customer Service Award. The Superintendent's Customer Service Awards are presented to certified employees, non-certified employees, and transportation employees who display exceptional customer service in their actions and behavior to continue the district's tradition of excellence. Employees can be nominated by anyone (students, staff members, community members, etc.) for exceptional customer service related to one of our PCS Customer Service Top 5 listed below.

PCS CUSTOMER SERVICE TOP 5

1. **Listen** (with an open mind).
2. **Recover well when mistakes are made.** Acknowledge (the mistake). Apologize (immediately). Affirm (that there will be an effort to prevent the mistake in the future).
3. **Respond in a timely manner** (one business day)**.**
4. **Own the problem and attempt to resolve it.**
5. **Use eye contact and a friendly greeting (**i.e.: Hello. How are you? Can I help you?).

Stay tuned for our January 2024 recipients in the near future. We are accepting nominations for the month of February 2024. Click the link below for more information.

https://forms.gle/QHxoRe8PDXxAt1J49

Thank you to Scooter's Coffee - Plattsmouth, NE, for sponsoring our 2024-2025 PCS Superintendent's Customer Service Awards!

Congratulations to our students who earned Fall 2024 Nebraska School Activities Association (NSAA) and Nebraska Chiropractic Physicians Association (NCPA) Academic All-State recognition, as noted below.

Boys Cross-Country - Hunter Mazzulla and Alden McKnight

Girls Cross-Country - Symantha Cherek and Jolie Dix

Football - Louis Ingram and Rylee Johnson

Girls Golf - Gracelynn McDonnell and Mila Wehrbein

Softball - Alexis Gregerson and Claire Laney

Volleyball - Reygen Beckwith and Riley Pletka

PCS has been using the Say Something - Anonymous Reporting System since 2018. It has provided us with valuable information to enhance the safety of students, staff, and our community. Thank you.

What Should You Report?

You can help save lives by reporting observed threats, behaviors, actions, and harassment. Here are examples of some of the most common behaviors and incidents to report:

- Acts of violence, with or without weapons
- Verbal or physical abuse, assault or harassment
- Sexual abuse, assault or harassment
- Threats seen on social media
- Bullying, fighting, harassment or intimidating behaviors
- Bragging about weapons or a planned attack
- Depression, anxiety or loss of self-control
- Hopelessness, excessive guilt or worthlessness
- Reckless behavior, theft and petty crimes
- Social isolation or withdrawal
- Substance or alcohol abuse
- Suicide threats, cutting or other self-harm
- Any other troubling situation or behavior

Are you aware of any potential violence? Then, say something. Use one of the methods below to submit a tip for PCS.

If you have to think about whether or not to submit a tip, then you should submit the tip and allow others to investigate the situation. Do not hesitate. Help someone and help yourself. We are here for you.

<u>How To Submit An Anonymous Tip</u>

1. **Submit a tip through our** secure website
2. **Call our 24/7 crisis hotline counselors at** 1-844-5-SayNow
3. **Download our mobile app at** Google Play or Apple Store
4. **Scan the QR Code**

Minutes from our Board of Education meetings are available at the link below. Draft minutes from the meeting on Jan. 13, 2025, are available below.

<u>Board Meeting Minutes</u>

DRAFT Meeting Minutes Jan. 13, 2025

PCS Board of Education

Brian Harvey
President

Max Muller
Vice President

Tony Foster
Board Member

Keri Gradoville
Board Member

PHOTO
COMING SOON

Jacqueline
Miller Pearson
Board Member

Jeremey Shuey
Board Member

Amanda Timm
Board Member

Ken Winters
Board Member

Joe Woracek
Board Member

Our PCS Board of Education is shown above. Please take a moment to thank ALL of our Board of Education members for their service to our students, families, staff members, and our community! They spend many hours volunteering their time to improve opportunities for our students.

We have birth to age three openings at our early childhood center. Check out the graphic above and scan the QR code for more information.

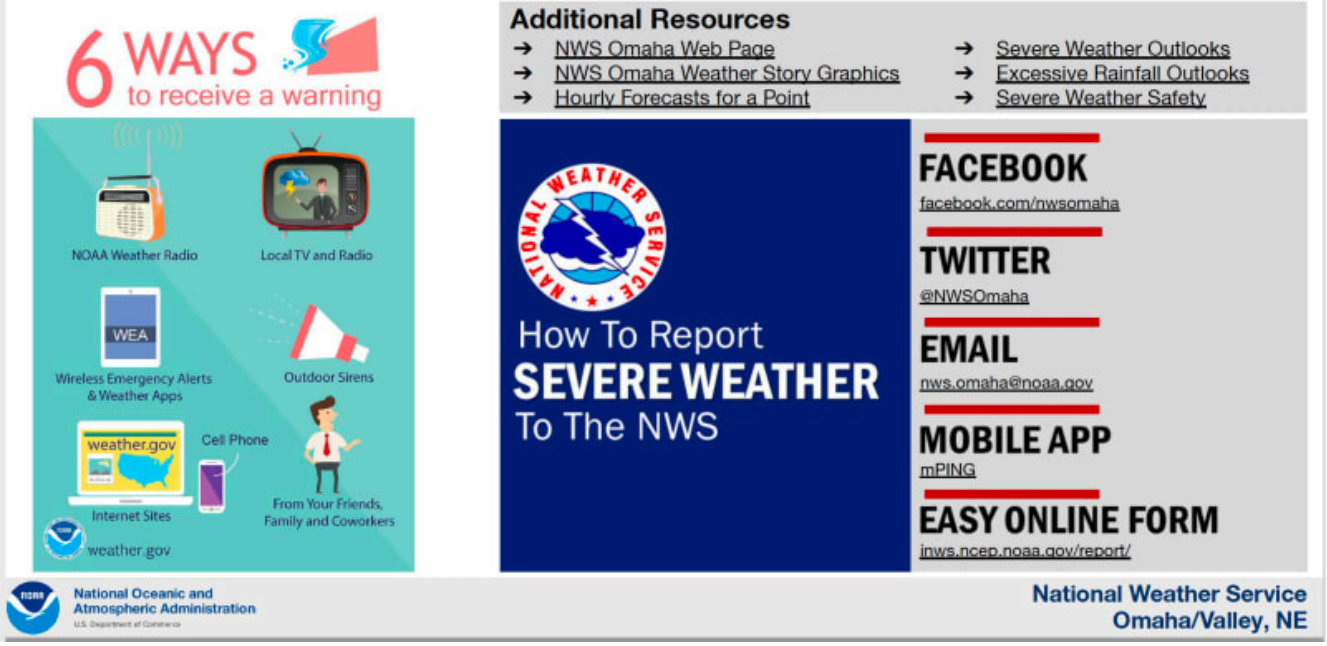

Check out the tips above for how to receive a weather warning and also how to report severe weather to the National Weather Service. You can also click HERE for the information.

Wellness

On June 12, 2023, our Board of Education approved Policy 5417 School Wellness Policy and AR 5417 School Wellness Policy Administrative Regulation. We welcome your feedback relative to the policy and administrative regulation. Feedback can be submitted using the link provided below.

Go to the Board of Education's policy page at **Board Policies**. Select *5000 Students,* and scroll down to 5417 and AR 5417.

School Wellness Policy Feedback

Triennial Assessment Results - Click HERE to see numerous documents related to the results of our PCS Triennial Assessment of our wellness policy.

If you or someone you know are receiving Medicaid benefits or would like more information about it, please read some communication below from the Nebraska Department of Health and Human Services. There are also several links to related documents in English and Spanish.

*We want to remind parents to update their family's information with Medicaid so their children can keep their Medicaid coverage.

*Even if the parent is no longer eligible, their child may still qualify for coverage.

*Our goal is to ensure that every student continues to receive the necessary support to access healthcare.

Medicaid Public Health Emergency Flyer - English

Medicaid Public Health Emergency Flyer - Spanish

Medicaid Public Health Emergency Fact Sheet - English

Medicaid Public Health Emergency Fact Sheet - Spanish

Medicaid No Longer Qualify Your Child May - English

Medicaid No Longer Qualify Your Child May - Spanish

TRAILBLAZER CONFERENCE

Use the links below to quickly access our middle school activities and our high school activities. You can also go to individual building pages (early childhood, elementary school, middle school, and high school) for additional information relative to individual items that are on those calendars.

Middle School Activities
High School Activities

FOOD RESOURCES

for Nebraskans and Iowans

Food Bank for the Heartland works with 544 Network Partners, including pantries, schools, churches, emergency shelters and other non-profit organizations to ensure consistent access to healthy foods.

USE THE RESOURCES BELOW TO GET CONNECTED WITH FOOD IN YOUR COMMUNITY:

VISIT THE FOOD BANK WEBSITE

Scan the QR code or go to **www.FoodBankHeartland.org** and click on "FIND FOOD" for an interactive map showing our partner food providers and mobile pantries.

Scan me!

CALL THE SNAP/FOOD RESOURCE HOTLINE

Food Bank for the Heartland's SNAP Outreach team can help you find a pantry, walk you through the SNAP (formerly Food Stamps) application process, and access additional community resources. Se habla español.

NEBRASKA
1-855-444-5556
Mon-Fri: 8am-6pm

IOWA
1-855-944-3663
Mon-Fri: 8am-5pm

11.14.22

For additional support, including non-food resources, please call 211.

FOODBANK FOR THE HEARTLAND | MEMBER OF FEEDING AMERICA | FoodBankHeartland.org | Iowa Food Bank Association Feeding Iowa

This flyer includes information about food resources. A website and QR code are available to find food using an interactive map that shows partner food providers and mobile pantries.

Food Bank for the Heartland Website

Food Bank for the Heartland Flyer

SNAP Next Step Employment and Training Program

Follow the link below for information about the SNAP Next Step Employment and Training Program from the Nebraska Department of Labor and the Department of Health and Human Services.

SNAP Next Step Employment and Training Flyer

Community Resources

Many community resources are identified in the document available below. PCS is providing these resources via SENCA for informational purposes.

Cass County SENCA Resources

CTE Building

Have you seen the inside of our career and technical education (CTE) building? Go to our career academies website and scroll down the page to view a one-minute video tour from inside the CTE building.

PHS Career Academies

ESSER III

On March 11, 2021, President Biden signed the American Rescue Plan (ARP) Act of 2021. The ARP Act includes nearly $122 billion for the Elementary and Secondary School Emergency Relief (ESSER) III Fund that allows state and local education agencies (LEAs) to take additional steps for continued safe in-person instruction and to address unfinished teaching and learning to mitigate the pandemic. The ESSER III funding enables Nebraska school districts to promote safe school operations and equity-driven, sustainable, evidence-based programs to serve students – especially those who are the furthest from opportunity – and to continue to strengthen teaching and learning. PCS was eligible for $1,505,865 of ESSER III funds.

In order to be eligible for ESSER III funding, Nebraska school districts had to submit an amendment to our ARP application by Sept. 15, 2021. Prior to submitting the application, we requested your input relative to the potential uses of the funds.

Thank you to everyone who provided input regarding the potential uses of ESSER III funds at PCS. I am pleased to inform you that we were able to incorporate many of the items in our amendment including updated curriculum materials, professional development for staff members, Clifton Strengths training and support for staff members, bleachers on the east side of the high school stadium, new activity buses and sport utility vehicles, staff dependent care, staff COVID-19 emergency leave (many districts no longer offer this to employees), renovation of the outdoor middle school concession stand to include restrooms, personal protective equipment, interactive technological devices, furniture and equipment, music risers, and musical instruments. If you do not see a specific item, it might be included in one of these broad categories or it might be obtained through other available funding sources.

Business manager Chris Hudson and I will continue meeting with the Board of Education's Finance Committee to develop a plan and timeline for spending the funds. Unfortunately, we must pay for the items and wait for reimbursement to arrive later. With other ARP funds, it has taken up to eight months for NDE to process the reimbursement request and transfer funding to our district.

Our plan for the expenditure of ESSER III funds is available at the link below. There were other requests submitted for ESSER III that are not included here, but many of them are being addressed with other funding sources available in the district. Thank you, again, for providing your input for our amendment.

Esser III Amendment August 26, 2022

Thank You for Your Input

Thank you to everyone who provided input relative to our COVID-19 protocols and items for consideration in the development of our PCS Plan for Safe Return to School which is available by clicking the link below. As part of our ESSER funding, we are required to post and periodically review our plan. Our plan is included below.

PCS Plan for Safe Return to School

Our safety team includes certified and non-certified staff members from our early childhood center, elementary school, middle school, and high school, including administrators, nurses, school social workers/licensed mental health practitioners, school psychologists, Plattsmouth Education Association representatives, before and after school program directors, our nutrition services director, our transportation location manager, maintenance, and our school resource officer(s).

At this time, our safety team holds quarterly meetings during the school year.

Click the link below to provide feedback relative to our PCS Plan for Safe Return to School. Thank you for your support of the Plattsmouth Community Schools!

2024-2025 Plan for Safe Return to School

Thank you for your support of the Plattsmouth Community Schools.

#PLATTSMOUTHSTRONG

Thank you for your support of the Plattsmouth Community Schools.

#PLATTSMOUTHSTRONG

Best regards,

Superintendent Dr. Richard E. Hasty

Plattsmouth High School
Principal's Report
Todd Halvorsen
February 10, 2025

Freshman- 116
Sophomores- 102
Juniors- 125
Seniors- 123
Total- 466

Helping students find their path in a **P**ositive **R**espectul **I**ntentional **D**etermined and **E**ngaged learning environment.

High Academic Achievement and Professional Learning Communities (PLC)
We are in the process of getting information out to students and teachers for registration for the 2025-2026 School Year.
All of our Juniors are working on ACT prep.
On February 24 staff will take part in Professional Development on the Inclusive Classroom

Students and Staff of the Week

Jan 13	Jan 20	Jan 27	Feb 3
Micah Dority(Staff)	**Tina Harvey(Staff)**	**Randy Schroeder(Staff)**	**Katie Lorenzen(Staff)**
Julia Brandenburg(9)	**Addison Robinson(9)**	**Oliver Lopez Ramos(9)**	**Logan Kutz(9)**
Kaydince Hall(10)	**Shaylynn Stander(10)**	**Henri Sachse(10)**	**Talia Badell(10)**
Eli Winters(11)	**Dodoni Cruz-Rivera(11)**	**Natalya Reinarz Muller(11)**	**Michael Guthner(11)**
Caitlyn Hoctor(12)	**Ben Fredrichs(12)**	**Claire Laney(12)**	**Jade Moran(12)**

Career Academies
Academy Kick-Off 2.0 at PHS was held on January 10, 2025. This year we incorporated several different activities that were formerly separate events into this day. The schedule included Astronaut Clayton Anderson as the keynote speaker, a college, career and military fair, college student panel, Academy Challenges with the National Guard, a Positive Assembly and Academy Battles. The day was a success and we have ideas for adjustments to make it even better next year.

Career and Technical Student Organizations are in their competitive seasons. FCCLA, DECA and SkillsUSA are competing this year and all groups are seeing higher participation from students. Competitions

DECA attended Metro Competition on Jan 25th and won the following:

Gracelynn McDonnell - 2nd Place - Principles of Hospitality and Tourism
Elaina Field and Kayla Briggs - 4th Place - Team Hospitality Services
Mila Wehrbein and Finnley Henrichs - 5th Place - Team Travel and Tourism
Patrick Yarusso and Phoenix Longton - 8th Place - Team Marketing Management

FCCLA attended District 1 STAR Competition on January 3! The following results earned our students the opportunity to compete at the state STAR competition in April!

Finnley Henrichs- Professional Presentation, Level 2 - Gold Medalist & State Qualifier
Lindsey Garcia & Lauren Albers- Professional Presentation, Level 3 - Silver Medalists & State Qualifiers

Jersey Bowers & Kim Klinefelter- National Programs in Action, Level 2 -Silver Medalists & State Qualifiers
Kaitlynn Moss- Career Investigation, Level 3- Gold Medalist & State Qualifier

School Counselor Report

We are in the process of getting course requests out to students in preparation for the new school year. The curriculum guide has been updated and class meetings will be held this week and next. We are also in the process of building the teacher master schedule for next year. We are also pulling students in that meet the criteria for Metro's Career Academy and talking to them about their options and urging them to complete their applications by the March 7th deadline.

JAG 9-10 (Mr. White)

With the start of second semester, Mr. White introduced the new students to JAG which included consent forms, syllabus, GNAP, etc. During the first week of school, Mr. White reviewed with the students the first semester modules, concentrating on the Job Hunting 101 module to ensure that the new students also had a working knowledge of resumes, cover letters, and job interviews. Several students volunteered to submit to the CDC under Employability Skills but technical issues with the JAG system could not be overcome (again, this was on the JAG technical end, not the school).

Students were also introduced to Public Speaking and completed several assignments concerning outlines, notes, active listening, modes of communication, nonverbal communication, and overcoming public speaking apprehension. Their first assignment is to, in groups, write and film a 1-3 minute silent movie (nonverbal communication topic). In addition, the students began their PSA module on Civic Engagement. Civic engagement was discussed at length and then the students were shown 10 public service announcements (PSAs). The students were allowed to pick groups (3 students per) and they were working on writing and filming their own PSA -- they picked the topics which were approved by Mr. White. Both the PSA and the silent movie clip are due on Feb. 13.

The students are also learning about the Nebraska legislature within the Civic Engagement module. This will include writing a letter to their state legislator about JAG – this will give them an opportunity to learn how to write a formal letter.

During this second semester, the students have participated in team-building exercises, such as tape cocoon, Jenga tournament, and a mini-Quiz bowl, provided journal entries based on the current modules, and Check-ins were conducted nearly every day.

The 9-10 JAG council is currently planning the Community Service requirement for JAG and still has to get more input from the students through the Class Reps. The 9-10 JAG officers will be talking to the 8th graders at the middle school in February and are working on their presentations as well as talking to the 9th, 10th, and 11th grade classes about JAG during the first week of February.

Athletic/Activities

The winter season is nearing its end. Girls district wrestling takes place at Plattsmouth High School on February 8th. The girls are hopeful to get three or more state bids from the five wrestlers. All girls medaled at the Trailblazer Conference meet with Jaylee Ingham, Olivia Garrean and Riley Pletka finishing as champs.

The boys won the Trailblazer Conference meet including individual champs of: Jack Laney, Odin Anschutz, Gage Gillott, and Austin Lingen. The boys will head to Crete for districts on February 18th.

The girls basketball team finished in 3rd place at the Trailblazer Conference Tournament. Beating Malcolm in the third place game. The girls current record is 14-4 and they sit in 12th place in power points for a potential wildcard berth in a district final.

The boys basketball team sits at 9-10, which is the most wins for a Boys' PHS basketball team since 2015.
The Boys' team finished in 4th place at the Trailblazer Conference Tournament.

Speech is having a successful start to their season with many individual champions and good team placements, even when they are not at full strength due to missing students who also participate in Show Choir. Plattsmouth will host the Trailblazer Conference Meet on February 14th.

The Show Choir is also off to a nice start with their competition season. They made finals at Lincoln High for the first time ever and placed 5th overall in that competition.

FCCLA and DECA have also had competitions and have had their students qualify for their state competitions.

Organization Development and Capacity
The 2024-2025 school year will focus on the following points:
1. Continuing the growth of Wall-to-Wall Academies and expanding internship opportunities.
2. Concentrating on a culture of respect, inclusion, encouragement and celebration of students and staff.
3. Advancing civic engagement.

Plattsmouth High School staff continually seek to improve upon the processes of our curriculum and academy teams. That effort is focused upon data interpretation, identifying student needs, and responding with collective efficacy.

Educationally yours,
Todd Halvorsen

Middle School Board Report
John Campin-Principal
February 5, 2025
Current Enrollment Numbers for 2024-25

5th-99
6th-87
7th-105
8th-101
Total-392

I want to recognize Mandi Crick and Tyler Long. Mandi and Tyler are highly dedicated to their students. They both seek out opportunities for students to represent PCMS at Honor Events. We have had more students go to events than in the past. This shows their commitment to our students and honoring their talents. Thank you, Mandi and Tyler for always giving the extra effort!!

I also want to recognize our entire staff on working together to improve our MTSS behavior process. We have been working on the process since November of 2023. There have been many conversations and adjustments to get to where we are at now. Now that we have baseline/comparable data we are looking at our next steps to support the process and students.

Check out our school Facebook page. You will see our weekly newsletter where we share students of the week in each grade and extra curricular updates.

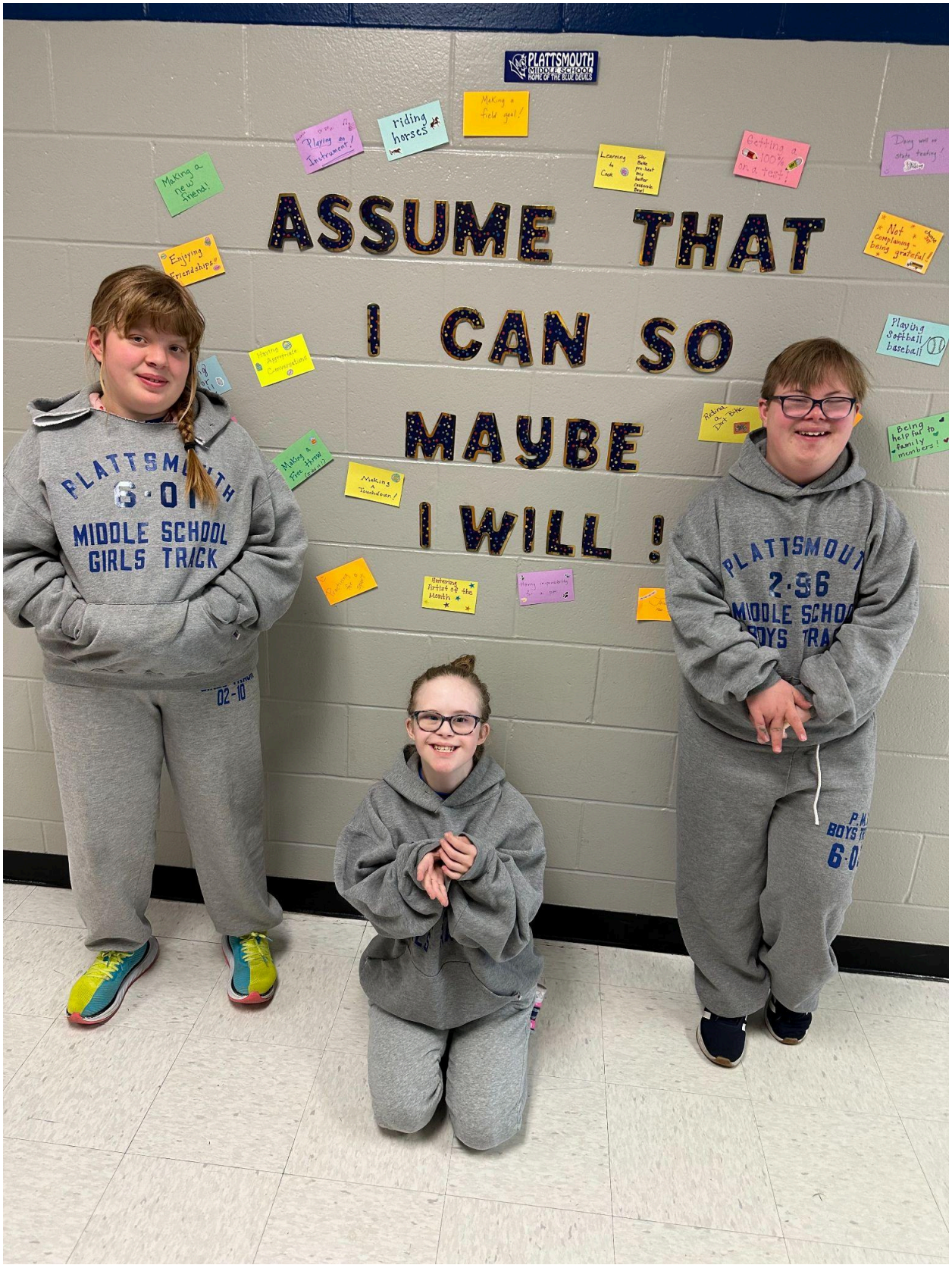
PLATTSMOUTH
MIDDLE SCHOOL
HOME OF THE BLUE DEVILS
ASSUME THAT
I CAN SO
MAYBE
I WILL !
Making a new friend!
Playing an Instrument!
riding horses
Making a field goal!
Learning to Cook
Getting a 100% on a test!
Doing well on state testing!
Enjoying Friendships
Not complaining - being grateful!
Playing Softball baseball!
Making a free throw
Making a Touchdown!
Being help full to family members!
Being Student of the Month
PLATTSMOUTH
6·0
MIDDLE SCHOOL
GIRLS TRACK
02-10
PLATTSMOUTH
2·56
MIDDLE SCHOOL
BOYS TRACK

Plattsmouth Elementary School

Board of Education Report
Dr. Amber Johnson, Elementary Principal
February 10, 2025

1. **2024-2025 Student Enrollment:** *As of January 6, 2025*

Grade	Jul.	*Aug.	Sept.	Oct.	Nov.	Dec.	Jan.	Feb.	Mar.	Apr.	May	June
Kdg.	95	92	95	95	94	94	94	92				
1st	83	92	94	96	97	97	97	96				
2nd	80	82	81	83	84	84	84	83				
3rd	92	88	91	87	89	89	89	89				
4th	94	98	96	98	98	98	98	96				
Total	444	452	457	459	462	462	462	456				

1. **Coming Soon - 3rd & 4th Grade Nebraska Student Center Assessment System (NSCAS):**

This April, our 3rd and 4th grade students will be taking the Nebraska Student-Centered Assessment System (NSCAS) in Reading and Math. Our educators are actively planning and preparing students for this important summative assessment. Leading up to the testing period, students will have ample opportunities to practice with sample questions to ensure they are familiar with the format. Please note that student assessment results will remain embargoed until Fall 2025.

2. **February 17, 2025 - Professional Development Agenda:**

On Monday, February 17, 2025, our certificated teachers will take part in the following professional development:

a. Planning and preparation for our annual One Book, One School event (March 27, 2025)
b. MTSS Book Study - Chapter 3
c. Professional Learning Collaboration
d. Specials - Cross-curricular planning

3. **January Blue Devils of the Month -**

Congratulations to our January Blue Devils of the Month! The following nominated students earned a PES Student of the Month certificate, recognition announcement, and a yard sign to be proudly displayed at their home for an entire month.
Kindergarten - Carissa O'Shea, Emmett Pedersen, Raelynn Horvath, Emberlee Santillanes, Dallas Proctor

1st grade - June Spencer, Annabelle Eyelyn Melo, Emma Carlson, Natalie Koch
2nd grade - Austen Melby, Macy Betts, Jasmine Chang, Jared Ramierez Lopez
3rd grade - Mikaela Bradley, Addisyn McClellan, Natasha Mahoney, Lincoln Penke
4th - Eliot Davison, Hadley Poppleton, Rhylee Ham, Rylee Austin

CASS COUNTY HEAD START & EARLY HEAD START
PLATTSMOUTH EARLY CHILDHOOD CENTER

Main office: 902 Main Street, Plattsmouth, NE 68048 Mailing address: 1912 Old Highway 34 Plattsmouth, Nebraska 68048 402-296-5250

Head Start Director's Report
February 2025

Early Childhood Numbers as of: 02/05/2025
Enrollment:
Accepted for Tuition/Head Start for 2024-2025:

PECC	108
Conestoga Head Start	12
Total for Head Start	**85 out of 100**
Tuition at PECC	33
Total Enrollment for PECC/Conestoga	*118*
Birth to Three Program Enrollment Report:	
Sixpence	8
Birth to 5 Special Education Home/Community Based/Speech	36
Early Head Start	**10 out of 10**

Attendance: December

Week Of:	Head Start Only	Tuition Only	Combined
01/06/2025	**96.45%**	**95.65%**	**96.22%**
01/13/2025	**87.77%**	**92.35%**	**89.10%**
01/20/2025	**89.02%**	**88.89%**	**88.98%**
01/27/2025	**86.20%**	**95.76%**	**88.93%**

Head Start Grant Information:
The Fiscal Year (FY) 2025 is a New grant application and was due on Oct. 1st, 2024. This is the new funding guidance for the FY 2025. The Grant was submitted Friday, September 20, 2024.

Funding Type	Projected Funding	Funded Federal Enrollment
Head Start Program Operations & Training and Technical Assistance	$1,155,911	100
Early Head Start program Operations & Trainings and Technical Assistance	$180,913	10
Total Grand Funding	**$1,355,206**	**110**

In-Kind (non-federal share) for HS & EHS	$338,812	
Total Grant Amount	**$1,694,018**	

Office of Head Start Communications:

- ACF-OHS-IM-25-02: Fiscal Year 2025 Monitoring Process for Head Start Recipients
- ACF-OHS-PI-25-01:Procedures for Tribal CCDF Lead Agencies and American Indian Alaska Native (AIAN) Head Start Grant Recipients to Jointly Apply to Use CCDF and Head Start Funds for Construction or Major Renovation of Early Childhood Facilities
- ACF-OHS-IM-25-01:Supporting Food Security and Access to Indigenous Foods for Children and Families in Tribal Early Childhood Programs

- **Trainings:**
- Reduction in slots, reducing from 100 slots to 80 slots to meet the full enrollment initiative. This will shift some budget items that are purchased for 100 students down to 80 students into supporting staff.
- This updated grant information was submitted to the Office of Head Start on Dec. 16th, 2024. We should get a report within 90 days.

Program Type	Funded Enrollment	Program Operations	T/TA	Total	Non Federal Share	Total Budget
Head Start	100-20 = 80	$1,155,911	$15,064	$1,170,975	$292,755	$1,463,730
Early Head Start	10	$180,913	$3,318	$184,231	$46,046	$230,277
Total	90	$1,336,824	$18,382	$1,355,206	$338,801	$1,694,007

- Head Start Annual report for 2023-2024 school year
- Updated Strategic Goals for 2024-2028
- Coordinated Approach for Meeting the Needs of Students with Disabilities and their Families
- Coordinated Approach for Meeting the Needs of Dual Language Learners and their Families
    - Head Start requires us to have a written, planned approach towards ensuring students whose first language is not English and students with a disability are given appropriate support and opportunities in order to be successful in an educational setting.

Personnel:

- We are looking for Early Childhood Inclusive Teachers

Policy Council:

- Leadership reports: Disabilities, Family Supports, Health and Safety, Mental Health

Respectfully submitted,
Mrs. Juli Beck, Cass County Head Start Director

CASS COUNTY HEAD START & EARLY HEAD START
PLATTSMOUTH EARLY CHILDHOOD CENTER

Main office: 902 Main Street, Plattsmouth, NE 68048 Mailing address: 1912 Old Highway 34 Plattsmouth, Nebraska 68048 402-296-5250

Head Start Treasurer's Report
January 2025

Continuation Grant from 1/1/2025 to 12/31/2025 (with NFS)	**$ 1,694,018**
Total Head Start Grant Funds from 1/1/2025 to 12/31/20245 (without NFS)	$ 1,170,975
Total Early Head Start Grant Funds from 1/1/2025 to 12/31/2025 (without NFS)	$ 184,231
Head Start Expenditures for the Month of: January 2025	$ 92,981
Early Head Start Expenditures for the Month of: January 2025	$ 26,008
Total Grant Period Expenditures 1/1/2025 to 12/31/2025	
Head Start	$ 92,981
Early Head Start	$ 26,008
Percent of Budget 1/1/2025 to 12/31/2025	
Head Start	12 %
Early Head Start	7 %
In-Kind for the Month of: January 2025	$ 1,237
In-Kind Credited to Date:	
Head Start 1/1/2025 to 12/31/2025	$ 855
Early Head Start 1/1/2025 to 12/31/2025	$ 382
Total 1/1/2025 to 12/31/2025	$1,237
Percent of Required In-Kind For Fiscal Year 2025	
Head Start ($292,766 total required)	.01%
Early Head ($46,046 total required)	.01%
Total Required ($338,812)	.01%
Head Start Nutrition Expenditures for the Month of: January 2025	$17,346

Meals Served in the month of January 2025

Conestoga: Breakfast:152 Lunch:154 **Plattsmouth:** Breakfast:1623 Lunch:1606

Supporting Food Security and Access to Indigenous Foods for Children and Families in Tribal Early Childhood Programs

headstart.gov/policy/im/acf-ohs-im-25-01

Supporting Food Security and Access to Indigenous Foods for Children and Families in Tribal Early Childhood Programs ACF-OHS-IM-25-01

U.S. (United States) Department
of Health and Human Services

ACF
Administration for Children and Families

1. Log Number: ACF-OHS-IM-25-01
2. Issuance Date: 01/14/2025
3. Originating Office: Office of Child Care; Office of Head Start; Office of Early Childhood Development
4. Key Words: Child Care and Development Fund; CCDF; Tribal Lead Agencies; American Indian and Alaska Native Head Start; Region XI; Tribal Home Visiting; Food Security; Indigenous Food Sovereignty

Information Memorandum

To: Tribal Child Care and Development Fund (CCDF) Lead Agencies; American Indian and Alaska Native (AIAN) Head Start award recipients; and Tribal Maternal, Infant, and Early Childhood Home Visiting (MIECHV) grant recipients

Subject: Supporting Food Security and Access to Indigenous Foods for Children and Families in Tribal Early Childhood Programs

Related References:
The Child Care and Development Block Grant (CCDBG) Act (42 U.S.C. 9857 et seq.); The Head Start Act (42 U.S.C. 9801 et seq.) and the Head Start Program Performance Standards (42 U.S.C. 9801 et seq., subchapter B of 45 CFR chapter XIII); the Social Security

Act (42 U.S.C. 619), 45 CFR Parts 98 and 99; Title V, Section 511 of the Social Security Act (42 U.S.C. 711); National School Lunch Act, Section 17 (42 U.S.C 1766), 7 CFR Part 226.

Information:
This IM (Information Memorandum) provides information to Tribal Nations and communities regarding opportunities to use ACF (Administration for Children and Families) early childhood funding to promote Indigenous food sovereignty and address food insecurity. It offers examples of activities that Tribal Nations and communities may implement based on the specific funding source and federal regulations. Indigenous food sovereignty and food security play an important role in supporting all aspects of a Native child's development, including physical development, early learning, and a child's engagement with their family and culture. ACF (Administration for Children and Families) encourages Tribal early childhood programs, within the parameters of federal requirements, to consider the full range of strategies that can be used to promote Indigenous food sovereignty and food security for Native children and families.

BACKGROUND: ACF (Administration for Children and Families) administers three early childhood funding streams in partnership with Tribes through the Office of Early Childhood Development (ECD), the Office of Child Care (OCC), and the Office of Head Start (OHS): Tribal MIECHV (Maternal Infant Early Childhood Home Visiting program), CCDF (Child Care and Development Fund), and Head Start. Tribes use funding from these three programs to provide services to young children and their families during their most formative years. ACF (Administration for Children and Families) engages in regular communication with Tribal leaders and program administrators who have expressed interest in better understanding how early childhood funding streams can support food sovereignty and food security for Tribes.

Indigenous Food Sovereignty and Food Security

The Bureau of Indian Affairs (BIA) describes Indigenous food sovereignty as the ability of Indigenous communities to determine the quantity and quality of the food that they consume by controlling how their food is produced and distributed, with a focus on traditional foods grown or produced by Tribes. Food sovereignty is the right of people to have access to healthy and culturally appropriate food produced by ecologically sound and sustainable methods, which includes the right to define their own food and agricultural systems. Food sovereignty is inextricably linked to community, identity, and tradition. Traditional foods are a critical part of physical, mental, emotional, and spiritual health for Native populations. Growing, preparing, and re-claiming traditional foods restores Tribal Nations and Native communities' connections to medicinal plants and land-based learning. The cultural knowledge needed to hunt, gather, and fish for traditional foods has been compromised in many Tribal communities due to harmful federal policies limiting Tribal Nations' relationship to land, water, and traditional food systems. In Native communities, Indigenous food

sovereignty is not an individual concept but a collective and communal relationship. It is a family and community process that supports a historical and traditional relationship to food and well-being.

ACF (Administration for Children and Families) acknowledges that harmful federal policies have disrupted the intergenerational transfer of knowledge about traditional foods and traditional methods for procuring and preparing food. The historical policies of the U.S. Government did not promote the nutrition and health of Tribal communities, nor did it honor Indigenous food traditions. This IM affirms that Tribes can use early childhood funds to support children's exposure and knowledge to traditional methods for growing and producing food and promote food security in their communities.

The Child and Adult Care Food Program (CACFP) and Indigenous Foods

CACFP (Child and Adult Care Food Program) is a federal program that provides reimbursements for nutritious meals and snacks to eligible children and adults who are enrolled for care at participating Head Start programs, child care centers, family child care homes, and adult day care centers. CACFP (Child and Adult Care Food Program) also provides reimbursements for meals served to children and youth participating in afterschool care programs, children residing in emergency shelters, and adults over the age of 60 or living with a disability and enrolled in day care facilities. The program is administered by the U.S. Department of Agriculture (USDA), Food and Nutrition Service (FNS), Child Nutrition Programs (CNP). The CACFP (Child and Adult Care Food Program) program is administered via States and Tribes and receive funds from the State. While ACF (Administration for Children and Families) does not administer CACFP (Child and Adult Care Food Program), this IM provides additional information on CACFP (Child and Adult Care Food Program) policies, as many programs that receive Head Start and CCDF (Child Care and Development Fund) funding also receive CACFP (Child and Adult Care Food Program) funds.

Meal Patterns for Children

All meals and snacks served in CACFP (Child and Adult Care Food Program) programs must meet the requirements set forth in the CACFP (Child and Adult Care Food Program) Meal Patterns for Children. The meal patterns are written in a way that allows program operators to plan menus that reflect the populations they serve and incorporate cultural and local foods. The amount of food that must be offered varies based on the meal or snack, as well as the particular age group being served. The CACFP (Child and Adult Care Food Program) meal patterns include five meal components: fruits, vegetables, milk, meats/meat alternates, and grains. How individual foods contribute to the meal pattern requirements is referred to as "crediting". USDA (United States Department of Agriculture) provides

numerous resources to assist Program operators in determining how foods credit toward the meal pattern requirements, including the Food Buying Guide for Child Nutrition Programs (FBG).

Food Buying Guide

The CNP's FBG is an essential tool that provides food yield information for: 1) planning and calculating the required quantities of food to purchase for CNP (including CACFP (Child and Adult Care Food Program)), and 2) determining the specific contribution each food makes toward the meal pattern requirements. The FBG enables program operators participating in CNP to comply with the Dietary Guidelines for Americans and ensure that the meal pattern requirements are met for each component of a federally reimbursable meal. The FBG includes different foods commonly used in CNP and is continually being updated with additional foods and new features. Program operators are encouraged to speak with the State agency that administers the CACFP (Child and Adult Care Food Program) to determine if a food that is not in the FBG is eligible for reimbursement.

Crediting Indigenous Foods

While the FBG provides a relatively comprehensive list of foods commonly served in CNP, it does not include yield information for every possible food served in reimbursable meals. Crediting of traditional or Indigenous foods that contribute to the meal pattern requirements but are not listed in the FBG may be determined using either of these methods: 1) using yield information of a similar food; or 2) conducting an in-house yield study. In these OCC (Office of Child Care)urrences, traditional Indigenous food may credit like similar products found in the FBG, as demonstrated in the table found in TA 01-2024 – Crediting Traditional Indigenous Foods in CNP. When traditional Indigenous foods that contribute toward the meal pattern requirements are not listed and are not similar to another food in the FBG, in-house yields may be developed and used. Instructions for developing in-house yields are available online in the "About the Food Buying Guide" section on the home page of the FBG linked here.

Not all traditional Indigenous foods contribute toward the CACFP (Child and Adult Care Food Program) meal pattern requirements; however, they may still be served. These foods may be included to round out the meal, improve acceptability, and satisfy participant's appetites. For example, acorns do not credit toward the meats/meat alternates component due to their low protein and iron content, but may still be served alongside a reimbursable meal or snack (7 CFR 226.20(a)(5)(ii)(B)).

Another example, maple syrup, is a traditional Indigenous food that is often used in cooking or baking and does not credit toward a specific meal component. Maple syrup may be used in reimbursable meals, but does not contribute toward the CACFP (Child and Adult Care Food Program) meal pattern requirements. Program operators should contact the State agency that administers the CACFP (Child and Adult Care Food Program) with any

questions about specific State guidelines and how traditional foods may credit in the CACFP (Child and Adult Care Food Program). Traditional Indigenous foods may also be used during taste tests or other educational opportunities outside of the meal programs. To help children learn about where their food comes from and the cultural traditions associated with their food, USDA (United States Department of Agriculture) encourages Program operators to engage local, Indigenous knowledge-keepers, agricultural and ethnobotanical educators, and nutrition professionals to guide nutrition education. For more information, visit the Farm to School Program website.

ALLOWABLE ACTIVITIES: The activities outlined below meet the programmatic purposes and goals of each respective ACF (Administration for Children and Families) funding source. The following is not a list of required activities, but rather a list of allowable activities that Tribal leaders and program administrators may consider in addressing the unique circumstances in their nations and communities related to promoting Indigenous food sovereignty and food security. In general, there are several ways that ACF (Administration for Children and Families) Tribal early childhood programs can promote Indigenous food sovereignty and food security. Details about promoting food sovereignty and security in specific programs are provided under each respective funding stream. Tribes may consider the following approaches across early childhood funding streams.

- Increasing access to and availability of healthy foods for children enrolled in the home visiting, child care, and/or Head Start program.
- Providing food during programming, including meals and snacks for children during program hours, home visits, group socialization activities, or parent and family engagement activities.
- Providing materials and equipment for center-based or home-based activities focused on Indigenous food sovereignty, such as supplies to create community and/or family gardens, greenhouses, and Indigenous seed hubs.
- Holding family engagement or program activities centering traditional methods of food procurement and processing such as fishing, planting or harvesting, or hunting.
- Ensuring intergenerational knowledge sharing on Indigenous foods and compensating individuals to provide programming on Indigenous foods within the program.
- Providing nutrition education.
- Foraging and harvesting Indigenous and wild plants as part of program activities.
- Cultivating and preparing traditional foods as part of program activities.
- Introducing and reintroducing Indigenous agriculture, diets, foods, and meal preparation.

This list is not intended to be exhaustive, and Tribes should contact their program specialist or federal project officer to understand allowable uses of funds specific to their community.

Child Care and Development Fund (CCDF)

Tribes may expend CCDF (Child Care and Development Fund) funds to cultivate, collect, prepare, and provide traditional foods in child care settings in the manner determined most appropriate by the Tribe. These practices provide children with healthy, nutrient-rich foods as well as critically important educational opportunities, and Tribes are encouraged to incorporate children into the processes of cultivating, collecting, or preparing traditional foods. CCDF (Child Care and Development Fund) funds expended for these activities should primarily be considered as quality expenditures and would count towards the minimum nine percent quality expenditure requirement for CCDF (Child Care and Development Fund). However, if the Tribal CCDF (Child Care and Development Fund) lead agency is utilizing CCDF (Child Care and Development Fund) funds to incorporate traditional foods into a Tribally operated child care center, those expenditures may be considered either a quality expenditure or a direct services cost.

In addition to incorporating traditional foods into center-based child care settings, Tribal CCDF (Child Care and Development Fund) lead agencies should consider how CCDF (Child Care and Development Fund) could be utilized to assist in incorporating traditional foods in family child care or in-home care settings as well. Tribal lead agencies may utilize CCDF (Child Care and Development Fund) funds to provide meals and snacks during child care hours for children served through family child care or in-home care settings. These may include distributing items beyond food such as seeds or items to grow food, materials to prepare traditional foods, and instructional materials that child care providers could utilize to expand children's knowledge of traditional foods or nutrition.

Tribal CCDF (Child Care and Development Fund) Lead Agencies operating a Tribally operated child care center may also receive funding from other federal or state food assistance programs such as CACFP (Child and Adult Care Food Program) administered by the US Department of Agriculture (USDA) Food and Nutrition Service (FNS), but it is not a requirement. CCDF (Child Care and Development Fund) funds may be utilized independent of these programs, and other federal programs such as CACFP (Child and Adult Care Food Program) do not impose any limitations on allowable CCDF (Child Care and Development Fund) expenses, including the use of traditional foods in the classroom. Tribal CCDF (Child Care and Development Fund) Lead Agencies may also consider using CCDF (Child Care and Development Fund) funds to partner with local child care providers that are licensed or regulated through the state and serving children through the Tribal CCDF (Child Care and Development Fund) program to incorporate traditional foods in those settings.

Tribal CCDF (Child Care and Development Fund) Lead Agencies may also use CCDF (Child Care and Development Fund) funds to develop and or implement curriculum that includes Indigenous foods. Lead agencies may also consider contracting with experts in their nations and communities who can contribute to the development of a curriculum or who can provide learning experiences for children in care.

Head Start

Head Start nutrition services play an important role towards achieving healthy outcomes for children. The Head Start Program Performance Standards (Performance Standards) prioritize nutrition services that are culturally and developmentally appropriate and meet each child's individual needs. The standards provide flexibility for Tribal programs to support food sovereignty and food security according to local needs. OHS (Office of Head Start) provided guidance on Affirming the Use of Indigenous Knowledge to Meet Curricula and Assessment Requirements in American Indian and Alaska Native Head Start Programs that describes the ways in which Tribes can use Indigenous Knowledge to develop and implement curricula. As such, food sovereignty can be incorporated into program curricula and activities, staff development, and family engagement activities. Tribes may use Head Start funds to pay for activities and programs such as field trips and excursions to expose children to traditional methods of growing and procuring food, compensating knowledge bearers and elders to serve as experts, and creating gardens or procuring materials to create traditional foods.

All Head Start grant recipients and their delegate agencies are required to participate in CACFP (Child and Adult Care Food Program) (45 CFR §1304.23 (b)(1)(i)). Children enrolled in Head Start are automatically eligible for free meals and snacks, including free milk, offered through any of the CNP administered by FNS, without further application or eligibility determination, subject to submission of a Head Start statement of income eligibility or income eligibility documentation by Head Start officials [7 CFR §226.17(b)(8), 7 CFR 220.7(e)(14)(ii)(E), and 7 CFR 210.9(b)(19)(v)].

Due to the variety of sizes and structures of Head Start grant recipients, they may participate in CACFP (Child and Adult Care Food Program) in several ways. In the cases of AIAN Head Start grant recipients, the recipient or the Tribe receives CACFP (Child and Adult Care Food Program) funding from the State and each Tribe decides how they will manage the food program for Head Start.

Meals and snacks in Head Start are funded by the USDA FNS' CNP. However, additional Head Start funds may also be used to cover any costs that are not provided by the USDA program. Tribal Head Start programs can be reimbursed for up to two meals and one snack or two snacks and one meal per day through CACFP (Child and Adult Care Food Program). The amount of reimbursement an institution is eligible for depends on the number of meals and snacks served to children. All children enrolled in Head Start are reimbursed at the free rate. Head Start programs may not profit from CACFP (Child and Adult Care Food Program). Any reimbursement in excess of food program expenses must be used to maintain, expand, or improve the institution's nonprofit food service program. Meals and snacks paid for by CACFP (Child and Adult Care Food Program) may not be sent home with the child, as they must be consumed while the child is at the Head Start facility. Head Start funds may be used to pay for food that is provided to families for consumption at home, if they have a specific programmatic purpose related to family engagement.

***Tribal MIECHV* (Maternal Infant Early Childhood Home Visiting program)**

The Tribal MIECHV (Maternal Infant Early Childhood Home Visiting program) program provides holistic support for young children and pregnant and new parents. The program aims to improve the overall health of children and families, including health and nutrition. Grant recipients can use their funds to support gatherings and meetings with food included, including traditional foods. Based on the grant recipient's community needs assessment findings, some grant recipients may decide to seek out a model or enhance their program design with teaching around traditional food, budgeting, and nutrition, and this can be done through home visits and/or group connections. Grant recipients can partner with food distribution programs to support the families enrolled in the program in gaining access to food. If there is a specific programmatic purpose (such as connection to a lesson or group connection activity on nutrition), program funds may be used to pay for food that is provided to families for consumption at home. Grant recipients screen families for unmet needs and work with families to connect them to resources, including the Supplemental Nutrition Assistance Program (SNAP), the Supplemental Nutrition Program for Women, Infants, and Children (WIC), and other food access programs.

QUESTIONS: Please direct inquiries to the appropriate office:

- Contact the Regional Program Manager in the appropriate OCC (Office of Child Care) Regional Office. Contact information for OCC (Office of Child Care) regions can be found at https://www.acf.hhs.gov/occ/resource/regional-child-care-program-managers.
- Contact the OHS (Office of Head Start) Region XI Program Office with any questions.
- Contact your Tribal MIECHV (Maternal Infant Early Childhood Home Visiting program) Federal Project Officer with any questions.

/ Katie Hamm /

Katie Hamm
Deputy Assistant Secretary
Early Childhood Development

/ Ruth Friedman /

Ruth J. Friedman
Director
Office of Child Care

/ Khari M. Garvin /

Khari M. Garvin
Director
Office of Head Start

Resources:

ACF (Administration for Children and Families) Resources

- ACF (Administration for Children and Families) Hunger, Nutrition, and Health Resource Hub
- Freedom From Hunger Initiative | The Administration for Children and Families (hhs.gov)
- Tribal Food Security, Nutrition, and Physical Activity Resource Guide: Ending Hunger and Improving Physical Wellness
    - This resource guide provides information on federal resources that can address food insecurity and advance food sovereignty in Tribal communities.

OHS (Office of Head Start) Resources

- Nutrition Services Are a Health Equity Intervention webinar briefly discusses food sovereignty in relationship to Tribal communities and Alaskan villages.
- Cook's Corner: Recipes for Healthy Snacks, while not specific to AIAN communities, has many recipes that could easily be used, especially the ones for vegetables.
- CACFP (Child and Adult Care Food Program) Meal Services in Head Start Programs is a collection of four short videos (clipped from the longer 2022 webinar) that cover meal patterns, accommodations, reimbursement, and positive eating environments.

Administration for Native Americans (ANA) Resources

- ANA Native American Heritage Month 2023 featuring webinars on Indigenous food sovereignty
- Restoring Kinship Networks and Resiliency Through Indigenous Seed Sovereignty
- Ending Hunger and Improving Physical Wellness in Native Communities | The Administration for Children and Families (hhs.gov)
    - This webpage features the Resource Guide, past ANA (Administration for Native Americans) food sovereignty webinar, plenary session from ANA (Administration for Native Americans) Conference, and ANA (Administration for Native Americans) success stories.

Tribal Early Childhood Research Center (TRC) Resources

- Learning Circle on Indigenous Food Sovereignty in Early Childhood: Wiba Anung Partnership between Michigan State University and the Inter-Tribal Council of Michigan to support Tribal early childhood education programs in Michigan. Watch the recording to learn about the team's efforts to develop health-focused curricular materials grounded in connections to Indigenous food practices for use in tribal home visiting and Head Start programs.

- Learning Circle on the Keres Children's Learning Center (New Mexico)
  The Keres Children's Learning Center team is engaged in Indigenous food sovereignty work from early childhood through adolescence in their Keres language and cultural immersion Montessori program. Watch the recording to learn about their community, how they are working with the land to self-sustain what they plant, grow, and harvest and the connection of this work with child, family, and community health, development, and well-being.
- Learning Circle with Wicoie Nandagikendan (Minnesota)
  The Wicoie Nandagikendan Sacred Foods Program in Minneapolis shared how they are growing food, engaging families, connecting with the broader community, and finding creative solutions to support a vibrant Indigenous food sovereignty movement in the city.

USDA (United States Department of Agriculture) Resources

USDA (United States Department of Agriculture) has issued guidance and information on serving traditional Indigenous foods in a CNP such as CACFP (Child and Adult Care Food Program). USDA (United States Department of Agriculture) FNS understands the importance of serving traditional Indigenous foods and encourages all operators of CNPs to source locally grown and raised foods. FNS has a variety of resources to assist CNP operators in determining how traditional Indigenous foods may contribute toward a reimbursable meal. Guidance and information on crediting traditional Indigenous foods in child nutrition programs can be found on the Serving Traditional Indigenous Food in Child Nutrition Programs webpage. USDA (United States Department of Agriculture) has also issued guidance and information on feeding infants and the infant meal pattern requirements in CACFP (Child and Adult Care Food Program), including guidance on reimbursable infant meals that include breastmilk, breastmilk, and breastfeeding onsite. For more information, see CACFP (Child and Adult Care Food Program) 11-2023, Feeding Infants and Meal Pattern Requirements in the CACFP (Child and Adult Care Food Program): Questions and Answers.

- Nutrition Standards for CACFP (Child and Adult Care Food Program) Meals and Snacks
- Food Buying Guide for Child Nutrition Programs | Food and Nutrition Service
- Crediting Handbook for CACFP (Child and Adult Care Food Program) | Food and Nutrition Service
- Information on breastfeeding onsite can be found within this policy memo on meal pattern requirements.
- Child and Adult Care Food Program Contacts
- USDA (United States Department of Agriculture) Website – Serving Traditional Indigenous Foods in Child Nutrition Programs
- Procuring Local Meat, Poultry, Game and Eggs for Child Nutrition Programs | Food and Nutrition Service

- Crediting Traditional Indigenous Foods in Child Nutrition Programs | Food and Nutrition Service
- USDA (United States Department of Agriculture) Indigenous Food Sovereignty Initiative

See PDF Version of Information Memorandum:
Supporting food security and access to Indigenous foods for children and families in Tribal early childhood programs (425.82 KB)
Historical Document

Fiscal Year 2025 Monitoring Process for Head Start Recipients

headstart.gov/policy/im/acf-ohs-im-25-02

Fiscal Year 2025 Monitoring Process for Head Start Recipients ACF-OHS-IM-25-02

U.S. (United States) Department
of Health and Human Services

ACF
Administration for Children and Families

1. Log Number: ACF-OHS-IM-25-02
2. Issuance Date: 01/17/2025
3. Originating Office: Office of Head Start
4. Key Words: Monitoring; FY 2025; CLASS®

Information Memorandum

To: All Head Start Recipients

Subject: Fiscal Year 2025 Monitoring Process for Head Start Recipients

Information:
Section 641A of the Improving Head Start for School Readiness Act of 2007 (the Act) requires the Office of Head Start (OHS) to implement ongoing monitoring of all programs receiving federal funds.

This Information Memorandum (IM) outlines the OHS (Office of Head Start) monitoring process for fiscal year 2025 (FY25). It describes the types of monitoring reviews that recipients may experience, highlighting Focus Area 1 (FA1), Focus Area 2 (FA2), Classroom Assessment Scoring System (CLASS®), Risk Assessment Notification (RAN), and unannounced reviews. This IM includes information on monitoring for Tribal grant recipients that have consolidated their Head Start program into an approved P.L. 102-477 Plan.

This IM (Information Memorandum) supersedes ACF-OHS-IM-24-07 with updates to the FY25 monitoring implementation format.

FY25 Monitoring Review Types and Start Dates

Review Type*	FY25 Implementation Format	Start Date
FA1	FA1 (Focus Area 1) reviews are conducted through a virtual format.	December 2024
FA2	FA2 (Focus Area 2) reviews are conducted through on-site monitoring.	December 2024
CLASS (Classroom Assessment Scoring System)®	CLASS (Classroom Assessment Scoring System) reviews are conducted again this year using either self-recorded videos or on-site formats.	October 2024
Follow-up Reviews	Follow-up reviews are conducted either virtually or on site.	Start dates will coincide with the end of the corrective action period.
RAN	RAN (Risk Assessment Notification) reviews are conducted through a virtual format.	As needed
Other	Special reviews may be conducted at any time, on site or virtually, without notice.	As needed

** Monitoring reviews may be conducted with or without prior notification to the recipient. OHS (Office of Head Start) reserves the right to conduct unannounced reviews at any time.*

FA1 (Focus Area 1) Reviews

The FA1 (Focus Area 1) review is an opportunity for recipients to describe their approach and plan for providing high-quality services to children and families. It typically occurs in the first or second year of the grant period. This focus area determines if programs are meeting the requirements of the Head Start Program Performance Standards (the Performance Standards), Uniform Guidance, and Head Start Act. The FA1 (Focus Area 1) informs OHS (Office of Head Start)' understanding of each recipient's foundation for program services — staffing structure, program design and governance, education, health and family services, and fiscal infrastructure. The FA1 (Focus Area 1) review also allows OHS (Office of Head Start) to assist recipients in fulfilling application commitments, provide resources to address any identified issues, and support recipients in reaching their goals.

FA2 (Focus Area 2) Reviews

The FA2 (Focus Area 2) review is an opportunity for recipients to demonstrate their implementation of high-quality services to children and families that meet Head Start requirements. It typically occurs in the third or fourth year of a grant period. This focus area broadens OHS (Office of Head Start)' understanding of each recipient's performance and determines if programs are meeting the requirements of the Performance Standards, Uniform Guidance, and Head Start Act.

CLASS (Classroom Assessment Scoring System)® Reviews

Section 641A(c)(2)(F) of the Act requires OHS (Office of Head Start) to assess the quality of teacher–child interactions using a valid and reliable observation measure. For the upcoming FY25 monitoring year, OHS (Office of Head Start) will continue to use the 2008 edition of the Classroom Assessment Scoring System (CLASS®) Pre-K Teacher–Child Observation Instrument. Scores from CLASS observations will count toward Designation Renewal System (DRS) determinations using the competitive thresholds established in the Final Rule on DRS (Designation Renewal System) Changes.

For FY25, recipients that are scheduled for a CLASS monitoring review will have the option to self-record and submit their own videos (Video Review) or request a traditional on-site review with certified CLASS observers (On-site Review).

American Indian and Alaska Native (AIAN) Head Start programs have the option to do a self-review for the CLASS. OHS (Office of Head Start) will transmit a letter to AIAN (American Indian and Alaska Native) grant recipients with additional information on this option. All AIAN (American Indian and Alaska Native) grant recipients have the option for a self-review, including those that have consolidated their Head Start program into an approved P.L. 102-477 Plan.

All recipients will have the opportunity to attend information sessions specifically developed to discuss FY25 CLASS options, including a group of sessions convened specifically for American Indian and Alaska Native recipients.

RAN (Risk Assessment Notification) Reviews

OHS (Office of Head Start) conducts Risk Assessment Notification reviews, as necessary, to address child health and safety incidents. They are initiated when OHS (Office of Head Start) needs to gather more information about significant incidents affecting program participants' health and safety. These reviews have a specific focus on abuse, neglect, inappropriate conduct, inadequate supervision, or unauthorized releases in Head Start programs.

RAN (Risk Assessment Notification) reviews:

- Ensure prompt and accurate reporting of serious incidents
- Investigate contributing program or management factors

- Communicate necessary corrective actions
- Provide feedback to improve program management and prevent future incidents

Other Reviews

Special reviews are conducted, as needed, to explore concerns outside of the typical FA1 (Focus Area 1) or FA2 (Focus Area 2) schedule. OHS (Office of Head Start) reserves the right to conduct unannounced reviews at any time.

Tribal Programs Integrated Under 477 Plans

Tribal grant recipients that have elected to integrate the Head Start program into a P.L. 102-477 plan should address monitoring in their P.L. 102-477 plan. The plan should indicate whether the Tribe intends to participate in monitoring conducted by OHS (Office of Head Start) or automatically compete for funding at the end of the current grant period. Monitoring and oversight data provide the basis for continued Head Start funding through the DRS (Designation Renewal System), as required by Congress in the Head Start Act 42 U.S.C. § 9836(c). A Head Start grant recipient may continue to receive funds without competition only when ACF (Administration for Children and Families) has determined that a program is delivering a high-quality and comprehensive program.

This provision also applies to Tribal programs that are integrated under a P.L. 102-477 Plan. For any Indian Tribe that articulates in its 477 plan the intention to participate in OHS (Office of Head Start) monitoring, OHS (Office of Head Start) will continue to conduct monitoring and a CLASS review (which includes the option for a self-review as described above), to facilitate ACF (Administration for Children and Families)'s ability to determine that the Tribe is delivering a high-quality, comprehensive program. This determination will prevent Tribal Head Start grants from being subject to competition every five years due to insufficient information that meets the statutory requirements of the Head Start Act. In the absence of information from monitoring and oversight reviews conducted by OHS (Office of Head Start), Head Start programs will be required to compete for funding every five years. These monitoring and oversight requirements are specific to the Head Start Act.

Scheduling

Each year, recipients are required to submit an accurate calendar of availability, which is used to schedule monitoring reviews. The availability calendar also gives recipients a way to inform OHS (Office of Head Start) as to when their program is not operational and when children are not in session. Recipients should immediately update their calendars as changes in program availability occur. Please note that OHS (Office of Head Start) has very limited capacity to accommodate requests to reschedule reviews and can only do so under exceptional circumstances.

Monitoring reviews can also be conducted with or without prior notification to the recipient that it will take place

Communications

Recipients scheduled to receive a monitoring review in FY25 will receive a notification letter 45 calendar days before the start of the event. They can also expect a planning call with their assigned coordinator to discuss their review. During the initial call, recipients should share their program's current service delivery options. OHS (Office of Head Start) Review Reports are typically issued within 60 calendar days of the monitoring review.

If you have any questions regarding the FY25 monitoring season, please contact your regional office.

Thank you for the work you do on behalf of children and families.

Sincerely,
/ Khari M. Garvin /
Khari M. Garvin
Director
Office of Head Start

See PDF Version of Information Memorandum:
Fiscal Year 2025 Monitoring Process for Head Start Recipients (123.97 KB)
Historical Document

Procedures for Tribal CCDF Lead Agencies and American Indian Alaska Native (AIAN) Head Start Grant Recipients to Jointly Apply to Use CCDF and Head Start Funds for Construction or Major Renovation of Early Childhood Facilities

headstart.gov/policy/pi/acf-ohs-pi-25-01

Procedures for Tribal CCDF Lead Agencies and American Indian Alaska Native (AIAN) Head Start Grant Recipients to Jointly Apply to Use CCDF and Head Start Funds for Construction or Major Renovation of Early Childhood Facilities
ACF-OHS-PI-25-01

U.S. (United States) Department
of Health and Human Services

ACF
Administration for Children and Families

1. Log Number: ACF-OHS-PI-25-01
2. Issuance Date: 01/06/2025
3. Originating Office: Office of Child Care; Office of Head Start
4. Key Words: Child Care and Development Fund (CCDF); Head Start; Construction and Major Renovation Procedures for Indian Tribes, AIAN; American Indian and Alaska Native

Program Instruction

To: Tribal CCDF Lead Agencies administering child care programs under the Child Care and Development Block Grant (CCDBG) Act; all American Indian and Alaska Native Head Start Region XI grant recipients, including Head Start Preschool, Early Head Start, and Early Head Start-Child Care Partnerships; and other interested parties

Subject: Procedures for Tribal Child Care and Development Fund (CCDF) Lead Agencies and American Indian and Alaska Native (AIAN) Head Start Grant Recipients to Jointly Apply to Use CCDF and Head Start Funds for Construction or Major Renovation of Early Childhood Facilities

Related References:
Regulations applicable to facilities activities using Head Start funds are found primarily at: Facilities, 45 CFR §1303 Subpart E of the Performance Standards, ACF-IM-24-04, 45 CFR §1303.43.

Regulations applicable to facilities activities using CCDF (Child Care and Development Fund) funds are found primarily at: Section 658O(c)(6) of the CCDBG (Child Care and Development Block Grant) Act, 42 U.S.C. § 9858m(c)(6). 45 C.F.R. §§ 98.2, 98.83(g), 98.84, ACYF-PIQ-CC-99-01, and CCDF-ACF-PI-2023-01.

Background:
Both Tribal CCDF (Child Care and Development Fund) Lead Agencies and AIAN (American Indian and Alaska Native) Head Start grant recipients may request to use their respective program funds for construction or major renovation of early childhood facilities. All Tribal CCDF (Child Care and Development Fund) Lead Agencies, including those with CCDF (Child Care and Development Fund) plans approved for integration in a Public Law (P.L.) 102-477 plan, must first request and receive approval from the Administration for Children and Families (ACF) Office of Child Care (OCC) before using CCDF (Child Care and Development Fund) funds for construction or major renovation. AIAN (American Indian and Alaska Native) Head Start grant recipients may apply for one-time Head Start funding for early childhood facilities projects or use available base grant funds with approval from the Office of Head Start (OHS) Region XI Office. In recent months, a few AIAN (American Indian and Alaska Native) Head Start grant recipients have integrated Head Start into a P.L. 102-477 Plan; further guidance for these recipients is forthcoming. This Program Instruction sets forth the uniform procedures for a combined facilities application process when Tribes would like to use both CCDF (Child Care and Development Fund) and Head Start funds for an early childhood facility construction or major renovation project.

Instruction:

Overview

ACF (Administration for Children and Families)has received feedback from Tribal leaders and Tribal early childhood program administrators about the burdensome process for applying to carry out facilities projects using Head Start and CCDF (Child Care and Development Fund) funds, especially when Tribes wish to use funds from both programs for a project. In response, ACF (Administration for Children and Families)developed a Tribal Early Childhood Facilities Combined Application Guide for Tribal CCDF (Child Care and Development Fund) and AIAN Start grant recipients to braid funds and jointly apply for the use of CCDF (Child Care and Development Fund) and Head Start funds to construct or renovate early childhood facilities.

The Tribal Early Childhood Facilities Combined Application Guide (combined facilities application) is designed to streamline the process for Tribal CCDF (Child Care and Development Fund) Lead Agencies and AIAN Head Start programs to submit joint applications to use federal CCDF (Child Care and Development Fund) and Head Start funds to construct or conduct major renovations of early care and education facilities in Tribal communities. Tribes should have a project defined prior to submitting an application. The following guidance outlines the required steps for an application, as outlined in the combined facilities application, and answers some basic questions about projects that would qualify to use the combined facilities application.

The procedures outlined in this guidance only apply to requests to use both CCDF (Child Care and Development Fund) and Head Start funds for construction or major renovation through a combined facilities application process. These procedures apply uniformly to both direct-funded and P.L. 102-477 CCDF (Child Care and Development Fund) recipients, except where any additional flexibilities for P.L. 102-477 Tribes are specifically noted. In recent months, a few AIAN Head Start grant recipients have integrated Head Start into a P.L. 102-477 plan, and applicability of these procedures to these recipients is still being determined; further guidance is forthcoming.

If a Tribe constructs or renovates more than one facility, it must seek ACF (Administration for Children and Families)approval for *each* project, even if the projects use identical plans and specifications.

Eligible Construction or Major Renovation Projects

The construction or major renovation of a building, structure, or facility is considered an eligible project for this combined application if it meets the definitions of construction or major renovation for both CCDF (Child Care and Development Fund) and Head Start as outlined below (note: requirements for projects using modular units are described later in this document).

Construction: The act of building a facility that does not currently exist, excluding renovations, alterations, additions, or work of any kind to existing buildings.

Major Renovation: A proposed project qualifies as a major renovation eligible for a combined funding project if it meets the following criteria:

CCDF: Based on *both* the cost of renovations and the extent of alterations to the facility. Specifically, renovations that cost over $350,000 for centers and $50,000 for family child care homes are considered *major* renovation when they make significant changes to the structure, function, or purpose of the child care facility. These cost thresholds will be adjusted annually for inflation and published on the OCC (Office of Child Care) website. Applicants should visit the OCC (Office of Child Care) website to view the updated thresholds.

Head Start: Any individual or collective group of renovation activities related to the same facility that has a cost equal to or exceeding $350,000 in Head Start funds. Renovation activities that are intended to occur concurrently or consecutively, or altogether address a specific part or feature of a facility, are considered a collective group of renovation activities. Unless included in a purchase application, minor renovations and repairs are excluded from major renovations. To maintain alignment with the National Defense Authorization Act (NDAA), the major renovation threshold will increase to account for any increases made to the simplified acquisition threshold beyond $350,000. Tribes that jointly apply to use both Tribal Child Care and Development Fund (CCDF) and Head Start funds toward major renovations may comply with the CCDF (Child Care and Development Fund) threshold for major renovation if it is higher.

Applications using the Guide are *not* required for projects that meet the definition of Minor Renovation in CCDF (Child Care and Development Fund) and Head Start programs.

Minor Renovation:

CCDF: Renovations that cost less than $350,000 for centers and $50,000 for family child care are considered minor renovations. These cost thresholds will be adjusted annually for inflation and published on the Office of Child Care website. In addition, renovations that exceed these cost thresholds but do ***not*** make significant changes to the facility's structure, function, or purpose, ***and*** improve the health, safety and/or quality of child care services, are considered *minor*. Note: A Tribal Lead Agency does not need to submit a request or receive approval to spend CCDF (Child Care and Development Fund) funds on minor renovation.

Head Start: Improvements to facilities, which do not meet the definition of major renovation (above). Examples of minor renovations include, but are not limited to, upgrading playgrounds, renovating bathrooms, installing railing, ramps, or automatic doors to make the facility more accessible without any structural changes. Note: Head Start Grant Recipients do not need to submit a facilities application for minor renovations.

Combined Application Process

Initial Consultation with ACF (Administration for Children and Families)

When considering a facilities project for construction or major renovation (as applicable and allowable) that would use both CCDF (Child Care and Development Fund) and Head Start funds, recipients should follow the process outlined in the Tribal Early Childhood Facilities Combined Application Guide, starting with an initial consult with their assigned Regional Program Specialists in both OHS (Office of Head Start) and OCC (Office of Child Care) as well as the Office of Grants Management to make them aware that they intend to submit a combined facilities application and to ensure that the project is eligible for the combined facilities application. After the consultation call(s) is held, if the Tribe wishes to move forward

with a combined facilities application, they would then request to set aside CCDF (Child Care and Development Fund) funds for construction and follow the procedures for Head Start detailed below.

Requesting Funds for Facilities Projects

Head Start

Head Start grant recipients may submit a written request for one-time funding for the above-described purposes or use available base grant funds with approval from the Regional Office. Head Start grant recipients may request to apply for one-time funding, or request to use base grant funds, to determine preliminary eligibility of a planned real property activity in advance of submitting a full facilities application. If approval is granted, recipients can use funds to develop their application, regardless of the outcome of the preliminary eligibility under 45 CFR §1303.42 and the application under 45 CFR §1303.44.

Note that OHS (Office of Head Start) has limited funds available for one-time funding applications and may not be able to fund all requests for facilities activities. Requests for Head Start facilities funding will be subject to funding priorities established by OHS (Office of Head Start).

CCDF

Under the CCDF (Child Care and Development Fund) program, Tribal CCDF (Child Care and Development Fund) Lead Agencies may request to set aside funds from their discretionary and/or mandatory CCDF (Child Care and Development Fund) funding allocation to use for construction or major renovation, which may be used for new or ongoing construction or major renovation projects once approved. CCDF (Child Care and Development Fund) lead agencies may also use their CCDF (Child Care and Development Fund) funds set aside for construction or major renovation for planning costs in accordance with the uniform procedures established by the Tribal CCDF (Child Care and Development Fund) Program Instruction (CCDF-ACF-PI-2023-01) prior to receiving approval of a construction or major renovation project. *Funds cannot be expended for construction or major renovation costs until ACF* (Administration for Children and Families)*approval is granted in accordance with the combined application guide.* Note that if funds are used for planning costs, and a subsequent application is not approved, the Tribe must repay those funds expended on planning costs using non-CCDF (Child Care and Development Fund) funds, in accordance with CCDF (Child Care and Development Fund)-ACF-PI-2023-01.

Once a Notice of Award is issued for the funds requested to be set aside for construction, the Tribe can begin to develop their application.

Note: Cost allocation requirements apply to the planning/pre-application phase, and Tribes must cost allocate appropriately for jointly-funded facilities projects, in alignment with Uniform Guidance, 45 CFR § 75.

Developing the Application

In the combined facilities application, available at https://www.acf.hhs.gov/ecd/tribal-early-childhood-facilities, Tribes will provide:

- Project Narrative
- Cost Estimates
- Supporting Documents
- Modular Unit Narrative, Cost Estimates, and Supporting Documents ***(If applicable)***

Before applying, Tribes will work collaboratively with OHS (Office of Head Start) and OCC (Office of Child Care) to receive support in developing required application materials, as outlined in the combined facilities application. Technical assistance is available to support Tribes with the application requirements upon request. Once all required application materials are prepared, OCC (Office of Child Care) and OHS (Office of Head Start) will complete a coordinated review of the draft application. If revisions are necessary or application materials appear incomplete, ACF (Administration for Children and Families)will continue to provide coordinated support and technical assistance to the Tribe. Tribes with CCDF (Child Care and Development Fund) plans approved for integration in a P.L. 102-477 plan must also coordinate their application submission and approval with the BIA. For information on coordination, please contact the BIA.

Submitting Real Property Standard Forms

The Real Property Standard Form (SF-429) is required for **all** facilities projects at the time of approval of the application, along with required attachments. These forms must be submitted through GrantSolutions.gov to complete the facilities application, and additional information can be found in the Guide. For assistance gaining access to Grant Solutions, reach out to the assigned OGM Specialists.

Required forms include:

- SF-429 Cover Page – The GrantSolutions system automatically requires the submission of the cover page with each attachment.
- SF-429-A General Reporting or No Property – must be submitted annually
- SF-429-B Request to Acquire, Improve, or Furnish – This form is required concurrent to submission of the facilities application. This form is required whenever a grant recipient is seeking ACF (Administration for Children and Families) approval to use funds to engage in purchase, construction, or major renovation of facilities.

Submitting the Application

All applicable submission requirements outlined in the Tribal Facilities Combined Application Guide must be completed prior to submitting the application to ACF (Administration for Children and Families)for approval. The application requirements align with both the current requirements for the Tribal CCDF (Child Care and Development Fund) Program Instruction (CCDF-ACF-PI-2023-01) related to requesting funds for construction or major renovation, and Head Start Program Performance Standards 45 CFR §1303.44 (a)(1). When the application is ready to be submitted, the Tribe will be required to submit their application in the Head Start Enterprise System (HSES). Technical assistance for gaining access to HSES (Head Start Enterprise System) and submitting the application is available at ohsfacilities at acf dot hhs dot gov.

Application Review

Upon submitting an application in HSES (Head Start Enterprise System) and the Real Property Reporting Forms (SF-429) in Grant Solutions, the formal review process is initiated. During the review process, OHS (Office of Head Start) and OCC (Office of Child Care) will reach out to the Tribe if revisions, additional or missing information, or clarification is needed. The application may be sent back to the Tribe to make revisions, and the Tribe would then resubmit the application in HSES (Head Start Enterprise System).

Application Approval

Upon approval of the application in HSES (Head Start Enterprise System), the Tribe will receive an approval notification from OCC (Office of Child Care) and OHS (Office of Head Start), containing the following materials.

- An approval letter from OCC (Office of Child Care)
- A Notice of Award from OHS (Office of Head Start)

Funds cannot be expended until ACF (Administration for Children and Families)approval is granted through both OHS (Office of Head Start) and OCC (Office of Child Care).

Executing the Project

After the Tribe receives the approval materials, a joint funding approval notification meeting will be held with the Tribe, OCC (Office of Child Care), and OHS (Office of Head Start) to review the project execution timeline and communication expectations based on the approved application. The Tribe will continue to meet with OCC (Office of Child Care) and OHS (Office of Head Start) to share project status updates and receive technical assistance as needed.

Project Amendments

If a Tribe wishes to make any material changes in scope, nature, or project costs of a project once the original application is approved, the Tribe must work with OHS (Office of Head Start) and OCC (Office of Child Care) to submit and receive approval for an amended application that describes the changes and scope of work.

Project Completion

Upon completion of the facilities project, the documents below must be submitted by the Tribe.

- A description and specifications of the facility, including the details specified in section A of the Tribal Early Childhood Facilities Combined Application Guide.
- Certification of facility safety from licensed professional, as specified in Section C Document 4 in the Tribal Early Childhood Facilities Combined Application Guide.
- Estimate of facility's value, as specified in Section C Document 9 in the Tribal Early Childhood Facilities Combined Application Guide.
- OHS (Office of Head Start) grant recipients should review the 1303 Post Approval Checklist which identifies 15 individual items to be submitted by the Tribe. The applicability of these items varies by project. OHS (Office of Head Start) grant recipients should work with OHS (Office of Head Start) to determine which documents apply to this project.
- Tribal CCDF (Child Care and Development Fund) Lead Agencies utilizing CCDF (Child Care and Development Fund) funds should refer to the Attachment E: Documents and Deadlines to be Submitted to the OCC (Office of Child Care) Regional Office, to ensure all required components are submitted.

Additional Requirements for Modular Units

Modular Units are defined as a structure such as a trailer (usually prefabricated) made at another location and moved to a site (and permanently affixed to the land) for use by a recipient of an ACF (Administration for Children and Families)program. If applicants are proposing a modular unit, they must respond to all applicable application requirements in the Narrative, Cost Estimate, and Supporting Documents sections of the Tribal Facilities Application guide, as well as the requirements outlined in Appendix 1-Section D of the Tribal Facilities Application Guide, the requirements in ACF-IM-HS-20-02: Head Start Modular Units and requirements outlined in CCDF (Child Care and Development Fund)-ACF-PI-2023-01.

Note

Please note that future Program Instructions may replace or supersede this Program Instruction. Please contact your OCC (Office of Child Care) and OHS (Office of Head Start) Program Specialists to ensure you have the most recent Program Instruction.

Questions

Please direct inquiries to the appropriate office:

- Contact the Regional Program Manager in the appropriate OCC (Office of Child Care) Regional Office. Contact information for OCC (Office of Child Care) regions can be found at https://www.acf.hhs.gov/occ/resource/regional-child-care-program-managers.
- Contact the OHS (Office of Head Start) Region XI Program Office with any questions.

/ Ruth Friedman /

Ruth J. Friedman
Director
Office of Child Care

/ Khari M. Garvin /

Khari M. Garvin
Director
Office of Head Start

See PDF Version of Program Instruction:
Procedures for Tribal CCDF Lead Agencies and AIAN Head Start Grant Recipients to Jointly Apply to Use Funds for Facilities (214.97 KB)
Historical Document

Plattsmouth Community Schools

Board of Education Report

Amanda Wright

Special Education Director

February 10, 2025

Special Education Student Numbers

Elementary: 102 (99 in January of 2025)
Middle School: 73 (72 in January of 2025)
High School: 70 (70 in January of 2025)
Non-Public: 13 (13 in January of 2025)
Total K-12: 258 (254 in January of 2025)

Indicator 13

Annually, NDE selects multiple files of transition age students (ages 14-21) for districts to complete self-assessments on. This review determines if the district is in compliance with transition plan requirements. Based on the files that were reviewed, the district was found to be out of compliance with three student files.
One file had already been corrected at the annual IEP meeting. The other two files will be corrected by February 14th and submitted to NDe for review. Additionally, the district will provide training to all special education teachers who complete transition plans for students regarding the areas of noncompliance. In April, NDE will select additional files of students who are transition age to review to ensure systemic correction in areas of identified non-compliance.

Special Education Law Presentation

Juli Beck, Juli Conner, Diana Furcini, and I attended the Tri State Law Conference in November to learn about topics related to special education law. Mrs. Beck, Mrs. Conner, and I presented information that we learned regarding special education law to the Administration Team, focusing on areas that are relevant to the District.

Nebraska School Based Services

The Nebraska Department of Health and Human Services (DHHS) is reviewing the existing School-Based Services (SBS) program with plans to implement an expansion of the current program. The goal of the expansion is to provide additional opportunities for students to access medical and mental health services they need as well as to provide additional reimbursement opportunities for school districts to be able to build a sustainable program to provide needed medical and mental health services to Medicaid eligible students.

Currently, the district is able to receive reimbursement for Medicaid eligible students on an IEP receiving speech language therapy, occupational therapy, and physical therapy. The State is asking Districts to identify where there may be opportunities to expand the program, issues affecting participation in the current program that could also impact expansion, as well as gaps that may need to be addressed to make sure the program expansion can be done while meeting the federal compliance requirements.

Community Relations

Statement of Intent

It is the desire and intent of the Board of Education that there be continuous planned public relations activities for all participants in the school community - for students, staff, parents and for the public at large. The public relations efforts should emanate from the school, as well as from the administrative offices and the Board of Education.

Because the Board is proud of the staff, students and the school, public relations activities should encompass all areas of school life, including regular instructional activities, special events of unusual interest, extra-curricular activities, accomplishments of students and staff and Board of Education activities.

The purpose of the public relations activities shall be to inform so that all participants in the public education endeavor may gain pride in, and understanding of, their schools.

Methods of Communication

The Board of Education will use various media to keep the public informed–including news releases to the area newspapers, issuance of newsletters, school newspapers, Blue Devil television, social media (facebook, etc.), websites, presentations before parent groups, and other community organizations.

All Board of Education publicity releases shall be made through the Superintendent. The Superintendent shall establish procedures for the dissemination of information regarding deliberations and decisions of the Board of Education. The Superintendent shall also establish procedures for the dissemination of local school news, emphasizing student and staff activities and achievements.

Date of Adoption: January 9, 2006
Reviewed: Mar. 12, 2007, Mar. 10, 2008, Mar. 9, 2009, Mar. 8, 2010, Mar. 14, 2011
Revised: Dec. 12, 2011
Reviewed: Jan. 14, 2013, Jan. 13, 2014, Jan. 12, 2015, Jan. 11, 2016, Jan. 9, 2017, Jan. 15, 2018, Feb. 11, 2019, Feb. 10, 2020, Feb. 8, 2021, Feb. 14, 2022, Feb. 13, 2023, Feb. 12, 2024, Dec. 9, 2024, Jan. 13, 2025

Personnel -All

Recruitment and Selection

The Board of Education authorizes the Superintendent to recruit and recommend for employment the best-qualified personnel to implement and fulfill the goals and policies of Plattsmouth Community Schools. All applicants so selected and recommended must satisfy the standards as set by the Board and/or the laws of the State of Nebraska.

All salaried personnel applying for employment shall be recommended for hiring by the Superintendent with the final approval by the Board of Education, prior to hiring. Final approval must be made by formal motion of the Board of Education. Where required by law or deemed essential by the school district, employees must be duly licensed and/or certified.

Prior to starting employment, all employees must complete and submit the District's (including Cass County Head Start) background check form and child abuse registry check form. If the background check and child abuse registry check results do not contain information that would put students and staff in a potentially unsafe environment or would not impact the employee's responsibility to be a role model for students, staff, and patrons of the District, the employee may be cleared for employment. Items that could prevent a could prevent a candidate from being approved to work in the District may include, but are not necessarily limited to:

a. a record of drug possession or distribution,
b. a record of drug or alcohol abuse,
c. a record of physical abuse,
d. a record of sexual abuse,
e. neglect of a minor,
f. endangerment of a minor,
g. sexual misconduct,
h. a record of child pornography,
i. or other items that are related to the ability of an employee to perform the duties of specific positions.

Candidates shall not start employment, until results are received and reviewed by an administrator and/or the business manager. Annual training regarding routing and documentation procedures for criminal background and child abuse registry forms and information will take place in the month of April each year for business, human resources, and data entry staff.

For Head Start employee, a file audit will be completed in October of each year to verify that background check information is documented in ChildPlus. Results will be provided to the Head Start Director, Superintendent, and Policy Council.

Probationary period: All newly hired, contracted employees will be considered probationary for A period of 90 calendar days, excluding breaks and summer vacation for employees that do not Work twelve months. On approximately the 90th day, if not sooner, the employee's supervisor

will complete a performance review to identify strengths, areas in need of improvement, a related improvement plan, and determine whether or not it is in the best interest of the District to continue employment.

Reference 79-501

Date of Adoption: July 11, 2005
Reviewed: May 12, 2008, May 11, 2009, May 10, 2010, May 9, 2011, Dec. 12, 2011,
Revised: Mar. 11, 2013, Apr. 8, 2013
Reviewed: Feb. 10, 2014, Feb. 9, 2015, Feb. 8, 2016, Feb. 13, 2017, Feb. 12, 2018,
Feb. 11, 2019, Mar. 9, 2020, Mar. 8, 2021, Mar. 14, 2022, Mar. 13, 2023, Mar. 18, 2024

Internal Board Policies - Organization

8110 Purpose and Role of the Board

The responsibilities of the Board of Education shall be as follows:

1. Provide a school system that offers a Pre-Kindergarten through twelfth grade program.

2. Confer with the Superintendent of schools about recommendations for school programs.

3. Consider and adopt textbooks selected by the Superintendent of schools and staff together with the courses of study recommended by them.

4. Set and annually review long-term written goals for the school district.

5. Consider and approve the annual operating budget prepared by the Superintendent of Schools.

6. Consider and approve claims for expenditure.

7. Be responsible to interpret the school programs to the community through a community relations program.

8. Represent the needs of the school system before city and state authorities as well as the general public.

9. Refer parent and community criticism and suggestions to the Superintendent for consideration and recommendation.

10. Serve as a body of final appeal for staff members and school patrons on matters properly appealable from orders of the Superintendent.

11. Establish and maintain policies consistent with the Board's interpretation of the wishes of the community and the requirements of the law. Conduct an annual review of policies as and to the extent required by law.

12. Develop a procedure whereby policy changes and/or additions may be proposed by board members, other school employees, or the general public by submitting them to the Superintendent for consideration and recommendation.

13. Continuously evaluate the effectiveness of Board policies.

14. Adopt rules and regulations in cooperation with the Superintendent for governance of the school system.

15. Select the Superintendent of Schools and support the Superintendent in the efficient discharge of the Superintendent's duties.

16. Require reports from the Superintendent.

17. Evaluate the Superintendent of Schools in accordance with applicable state laws.

18. Approve salaried personnel, upon nomination and recommendation of the Superintendent.

19. Annually elect officers of the Board and appoint auxiliary personnel as necessary.

20. Distinguish between selfish, uninformed criticism and genuinely helpful criticism.

21. Perform specific duties imposed on school boards by statutes of the State of Nebraska.

22. Participate in local, state and national organizations for school board members.

23. Cooperate with other governmental bodies and agencies.

24. Cooperate with professional and educational organizations.

Legal Reference: §79-526
§79-407
§79-512
§79-828

Adopted: June 13, 2005
Revised: July 10, 2006
Reviewed: June 9, 2008, June 8, 2009, June 14, 2010, June 13, 2011, Jan. 9, 2012, Mar. 11, 2013, Mar. 10, 2014, Mar. 9, 2015, Mar. 14, 2016
Revised: May 9, 2016
Reviewed: Mar. 13, 2017, April 9, 2018, June 10, 2019, April 13, 2020, April 12, 2021, April 11, 2022, April 10, 2023, April 8, 2024

Plattsmouth School District
Out-of-State Field Trip Request Form

Name of Requester: Jana Shuey	Name of Group: DECA	Date: 1/14/25

Destination: ICDC, Orlando FL	Departure Date: 4/25/25 - 4/30/25

Purpose of Trip
Attend the International Career Development Conference and competition.

Transportation Required:	How Funded:
airfare and ground transport.	☐ District Funded ☐ Grant Funded ☒ Donation/Fundraiser ☒ Other Explain: DECA fund and family pay

Number of Students Participating:	Chaperones Required?
1-5 depending on who qualifies	☐ Yes ☒ No If yes, how many?

Notes:
We will know following the state competition March 20-21 if we have any students qualify

6270A Out-of-State Field Trip Request Form
Plattsmouth Community Schools

Name of Requestor:	Name of Group:	Date:
Tim Winters	Baseball	1/13/25

Destination:	Departure Date: 4/11/25
St. Joseph, MO	Return Date: 4/12/25

Purpose of Trip:
High school wood bat tournament at Phil Welch stadium.

Transportation Required:	How Funded:
Yes	☐ District Funded ☐ Grant Funded ☐ Donation/Fundraiser ☐ Other Explain: Baseball Fundraiser Account

Sponsoring Body:	Number of Staff in Attendance
Baseball	3

Number of Students Participating: (14-18)	Chaperones Required?
no more than 18 players	☒ Yes ☐ No If yes, how many? 3

Notes:

Plattsmouth Community Schools Head Start & Early Head Start
Strategic Plan 2024 – 2028
Update for Fiscal Year 2024

Program Goal #1 & Objectives	Measurable Objectives	Outcomes/Progress	Challenges/Next Steps

Goal # 1: Child outcomes will be increased by developing and applying program wide effective practices.	A.1. Implement professional development over Developmentally appropriate practices
	
	A.1.a. Staff will practice and implement DAP
		Aug. training over DAP from the ESU#3, Support Staff weekly training that includes DAP.
		
		- CDA Training: one activity to implement within the classroom per unit (one time a month)
		- CLASS observations, fidelity checks
			- How do we plan to continue this training with returning staff as well as adding in new staff.
			  - ESU#3- leadership team in place to help support the new staff development plan and returning staff on going development and buy-in.
			- CDA- how to implement within the classroom schedule, time and staffing (staff turn over)
			  - Considering timing after student hours
			- Technology/internet access

	A.2. Help support programing for Special Education students to improve outcomes	- Sped Training- for classroom teachers and support staff
		- Monthly sped meetings with individual teachers
			- Taking the general information and then individualizing it for specific child needs
			  - Developing and implementing a fidelity process for the different student needs
			  - Checking on awareness for staff
			  - Staff turn over

Plattsmouth Community Schools Head Start & Early Head Start

Strategic Plan 2024 – 2028
Update for Fiscal Year 2024

Goal # 1: Child outcomes will be increased by developing and applying program wide effective practices.	B.1. Review Mission and Vision yearly with stakeholders, starting at home visits	- PECC Updated the Mission and Vision statement with the MTSS leadership team. Winter 2024
		- PCSD- updated Mission and Vision 2023-2024
			- Introduce to staff on the beginning of the year PD agenda
			- Present the new wording to stakeholders, bring to policy council, BOE, and then in May add that to the checklist for the classroom teachers to review with each family at the home visit
			- Home Visitors adding it to their initial paperwork to review Mission and Vision when adding a new family or for the following year
			  - Reprinting and adding to documents that need the new statement
			  - Discussion on blending social emotional with program Mission/Vision

Goal # 1: Child outcomes will be increased by developing and applying program wide effective practices.	C.1 The program will provide the professional development necessary to improve CLASS scores as a whole and individually. C.1.a. Staff will practice and implement CLASS C.1.b. Intro to CLASS training for New Staff C.1.c. Yearly training of Certified Preschool Classroom Staff	CLASS scores in emotional support and Classroom Organization are the highest we have ever been. - Implemented RGR program to help support the Instructional area - CLASS observations - biyearly for internal monitoring to drive PD - Provided Intro to CLASS training in the Spring 2024	Raise our Instructional Support scores - Training focused on Instructional Support - Coaching goals focused on Instructional Support specific - Returning teachers goals will be CLASS based with focus on Instructional Support - Support Staff training focused on Instructional Support - Map out scope and sequence for following year - Continue to provide CLASS PD at the beginning of the year professional development

Goal # 1: Child outcomes will be increased by developing and applying program wide effective practices.	D.1. Implement PBiS professional Development D.1.a. Staff will practice and implement PBiS D.1.b. Individualize PBiS training for staff	- Developed a leadership team - Utilized the ESU#3 at a monthly team meeting - Update the name PBiS to Teaching Pyramid	Fall of 2025- roll out new teaching pyramid - Focus on staff buy-in Fidelity checklists used for Pyramid implementation Developing Scope and Sequence to help with onboarding new staff and on going Pyramid training

Grantee: Plattsmouth Community Schools Revised 01/29/2025

Plattsmouth Community Schools Head Start & Early Head Start
Strategic Plan 2024 – 2028
Update for Fiscal Year 2024

Program Goal #2 & Objectives	Measurable Objectives	Outcomes/Progress	Challenges/Next Steps
Goal # 2: The program will meet and maintain funded enrollment.	**A.1. Analyze recruitment sources and adapt outreach methods based on analysis.**	During the application verification process each family does an intake interview with a Family Support Advocate. During the interview they are asked how they heard about our program. This information is very helpful to know which recruitment efforts are the most successful in reaching high need families. A spreadsheet to collate this information in order to look for tends to help focus on the best ways to reach families has been created. The data suggests almost 44% of students are from returning families.	The next step will be to use innovative ways to reach needy families. A larger social media campaign and use of innovative techniques to reach these families needs to be undertaken.

	A.2. Identify and implement innovative outreach and recruitment methods to maintain full enrollment and active waiting lists.	- We work with several community partners to recruit children. Family Support Advocates attend WIC clinics, free lunch programs and events at the Library just to name a few. Application Nights are held at our center. We use social media, yard signs, flyers, newsletters, and local news media to get the word out about our program. A larger Spanish speaking population was considered when planning our recruitment methods. The application is available in Spanish. We also have Spanish speaking staff and translation devices that are available when needed.	- The next step will be to adapt our recruiting to the changing demographics of Cass County. Several apartment complexes are being built in our area. We must find a way to reach out to families that are new to our community.
	A.3. Develop a plan to ensure that all stakeholders are involved with marketing.	- All PECC staff are involved in getting the word out about Head Start. Classroom staff, Administrative Assistants and Family Support Advocates talk with families about our program. Birth to Three staff help transition the children they work with into our Head Start preschool program. Self Assessment and family and staff surveys are used to get valuable information about strengths and weaknesses within our program.	- The next step is to help all stakeholders learn information about the positive work we do with children and families so they can get the word out about our program. We need to utilize Family and staff survey information to make our program better.
	A.4. Develop an online platform for the application process/fillable application.	-A fillable application has been developed and is on our Plattsmouth Community School District Website.	-The fillable application location on the PCSD website is hard to find making it not accessible to many families that are trying to find it. The next step is to work with the PCSD technology department who maintains the website in order to make the application more visible.

	B.1. Coordinating with the district for recruitment
	
	C.1.Program Design
		In the Plattsmouth Community School District, presentations at the BOE meetings, flyers posted in all modes of communication
		
		Change of Scope submitted and under review
		
		- New classroom has been added
			- Making sure to be included at each District level building
			- Time
			  - To continue to present at all buildings and different activities throughout the district
			- Results of change of scope
			  - Implementing new change of scope

Grantee: Plattsmouth Community Schools Revised 01/29/2025

Plattsmouth Community Schools Head Start & Early Head Start
Strategic Plan 2024 – 2028
Update for Fiscal Year 2024

Program Goal #3 & Objectives	Measurable Objectives	Outcomes/Progress	Challenges/Next Steps

Goal # 3: The program will establish a cohesive plan to prioritize and maximize staff wellness.	.A.1. Promote current EHA program participation	It is being promoted through the Plattsmouth Community School District and there is also an extra incentive to participate	- Print the sheets for staff physicals to take in to their doctor
			  - Make sure all staff has filled out the paperwork and do the EHA challenges
			  - Have new staff reach out to the District EHA coordinator to be added to the EHA program

	A.2. Monthly Celebrations	Each staff member with their team picks a month to be in charge of a program wide celebration.	- Financial challenges of staff utilizing personal funds versus program funding
			  - Changing the title, instead of monthly celebration to monthly wellness, etc.
			  - Do a check in with the Wellness committee coordinator

Goal # 3: The program will establish a cohesive plan to prioritize and maximize staff wellness.	A.3. . Check-ins with staff through: A.3.a Coaching supports, team meetings, FSA meetings, Leadership meetings, PLC's	Weekly to monthly check ins - DID IT plan (SST check in/weekly) - Teacher/FSA meeting- weekly - FSA meeting - monthly - Coaching/reflective- monthly - Intensive coaching - weekly - Leadership meetings- weekly - PLC's - weekly - Support staff meeting - monthly - SPED- monthly - Mental Health checks- weekly - Program wide staff meeting - monthly	To not have tooooooo many meetings for staff to attend - time to get this all completed - Buy-in for staff - Staff get overwhelmed with all the expectations - Time management training - When to utilize work time and supporting each other

Goal # 3: The program will establish a cohesive plan to prioritize and maximize staff wellness.	A.4 Create a staff wellness area and give planned time to utilize it	There are 2 spaces open for staff to have a planned in break	Downstairs space updated for staff wellness area
			- Rejuvenate the spaces
			- Set up an outside space for breaks, time, fresh air, vitamin D
			  - Finding the actual space to do this
			  - Protected spaces

Goal # 3: The program will establish a cohesive plan to prioritize and maximize staff wellness.	A.5 Promote use of district resources, EX: fitness facility, EPA	District resources are regularly shared through emails	How to get the community center involved in the EPA or gym discount - Workout Wednesdays - Time

Goal # 3: The program will establish a cohesive plan to prioritize and maximize staff wellness.	A.6 Reimagine the wellness committee's vision	Wellness committee has been created, leader and specific roles	- Create a vision to share with staff, update the committee goals based on the vision -
Goal # 3: The program will establish a cohesive plan to prioritize and maximize staff wellness.	A.7 Review what is in place and what are the areas of growth	Hired a mental health specialist	- Start reviewing what is in place and focusing on areas of growth

Program Goal #4 & Objectives	**Measurable Objectives**	**Outcomes/Progress**	**Challenges/Next Steps**
Goal # 4: Promote current safety practices and implement them consistently throughout the program.	A.1. Re-evaluate classroom safety protocols. A.1.a Focus on pre teaching routines, safety practices, and procedures in all areas of the school day. A.1.b Focus on staff accountability to support child safety	There are online, monthly forms that the classrooms fill out Professional development plan for training in Aug. for both certified staff and support staff Professional development plan for training in Aug. for both certified staff and support staff Red Folders have child safety paperwork and training yearly	- Updating the google form to fit new standards - Review wording to fit conducive for learning environments - based on state regulations - Teaching Pyramid, implementing expectations for different areas of the building - Teaching Pyramid expectations for each transition within the classroom - Fidelity checks for each area - Meet with director to discuss plan for future situations, preventative measures

Plattsmouth Community Schools Head Start & Early Head Start
Strategic Plan 2024 – 2028
Update for Fiscal Year 2024

Goal # 4: Promote current safety practices and implement them consistently throughout the program.	A.2. Use Early Childhood SWIS- data collection system to help support challenging behaviors and child safety. A.2.a Training on the Early Childhood SWIS Data Collection System	We have started utilizing a Google Form to track challenging behaviors Training on BIR's Set up SST for support Determined a different process, Google Form/ChatGPT info that the mental health specialist is utilizing.	- We are unable to order SWIS. - This is the plan and the follow through - Not being able to utilize SWIS - Getting a program set up to meet the needs of the data collection process
	A.3. District safety team updates	District meets quarterly	- Money and time

Approved by Policy Council:

Reviewed by the BOE:

Plattsmouth Community School District (PCSD)
Preschool Program & Head Start/Early Head Start
Coordinated Approach for Meeting the Needs of Dual Language Learners and their Families

Plattsmouth Community School District (PCSD) English Learner (EL) Program Values

The primary mission of the EL program is to address the unique needs of linguistically and culturally diverse students and help them achieve the high standards expected of all students. These students speak a first language or additional languages other than English. Our district values the experiences that EL students bring to our school and recognize that they have specific needs that can impact success in the classrooms. This program provides techniques, methodology and specialized curriculum designed to teach EL students English Language skills. These skills include listening, speaking, reading, writing, study skills, content vocabulary, and cultural orientation. Most instruction is in English. Our goal is English language proficiency.

Plattsmouth community schools believes that all EL students:

- Are respected in regard to their cultures, languages, physical appearances, manners of dress, families, and personal beliefs.
- Can learn.
- Deserve the opportunity to participate fully in school activities.
- Receive instruction that is comprehensible and appropriate for their level of English language proficiency.

Plattsmouth Community Schools Goals for EL students:

- Individualized EL instruction which meets the aligned NE state standards and national TESOL standards
- Endorsed EL certified staff at K-12 levels
- Professional development opportunities for all staff members
- Instruction which includes a wide variety of approaches and appropriate level materials
- Consistent and quality EL instruction on a continual basis until the recipients are assessed to be proficient in their use of academic English language in the regular classroom
- Appropriate and regular assessment in order to properly place the students, measure their progress, make adjustments in their instructional plans, and determine when the students are proficient enough to exit the program
- Two years of monitored services which include input from the student, the students' parents', the EL staff, the regular classroom teacher, the building principal, and any Special Needs staff for which the child is eligible. This process will enable staff to determine an appropriate amount of instruction time, any need for Special Needs services, an social problems, or academic regression problems
- Support and advocacy for students experiencing culture shock, perceived bias, or consideration for initiating the IDEA process
- Schools with LEP or LM families support making contact, visits, and calls, counseling with families, translating communication between schools and families and by involving the primary care givers in the design and implementation of their child's ELL instruction
- Support to the EL student in the use of their native language and culture

Additional Early Childhood Program Goals for English Learner (EL) students and families:

- Bilingualism and bi-literacy are family strengths that are celebrated
- For infants and toddlers, teaching practices focus on the development of the child's home language, while providing experiences that expose both parents and children to English
- For a preschool age dual language learner, teaching practices focus on both English language acquisition and the continued development of the home language which may include steps to support the development of the home language for dual language learners such as having culturally and linguistically appropriate materials available and other evidence-based strategies
- English Learner (EL) and Dual Language Learner (DLL) are used as interchangeable terms in this document

Coordinated Approach

§1302.101(b)(2)(i-iii)

Plattsmouth Early Childhood Program promotes the full and effective participation of children who are dual language learners and their families, by:

- Utilizing information from the community assessment about the languages spoken throughout the program service area to anticipate child and family needs;
- Identifying community resources and establishing ongoing collaborative relationships and partnerships with community organizations that provide support and services for children who are dual language learners and their families; and,
- Systematically and comprehensively addressing child and family needs by facilitating meaningful access to program services, including, at a minimum, curriculum, instruction, staffing, supervision, and family partnerships with bilingual staff, oral language assistance and interpretation, or translation of essential program materials, as appropriate.

Curriculum

§1302.32(a)

Preschool

The Plattsmouth Community Schools Early Childhood Program has chosen *Creative Curriculum* by Teaching Strategies as the instructional resources for our program. High-quality, comprehensive resources empower educators to intentionally teach and care for students during the most critical and formative years of development. *Creative Curriculum* is a comprehensive program that embraces children's natural curiosity and encourages them to explore, play, and learn about the world around them.

Creative Curriculum is intentional, research-based, and supports the development of the whole-child. It is based on five fundamental principles.

- Positive interactions and relationships with adults provide a critical foundation for successful learning.
- Social–emotional competence is a significant factor in school success.
- Constructive, purposeful play supports essential learning.
- The physical environment affects the type and quality of learning interactions.
- Teacher–family partnerships promote development and learning.

Creative Curriculum includes developmentally appropriate goals and objectives for all children within four main categories of interest: social/emotional, physical, cognitive and language. The social/emotional stage helps promote independence, self-confidence and self-control.

Creative Curriculum is inclusive, has goals and objectives that are developmentally appropriate and compliment/align with the Head Start Performance Standards and other regulations including the Head Start Early Learning Outcomes Framework: Ages Birth to Five and the Early Learning Guidelines: Nebraska's Birth to Five Learning and Development Framework.

Creative Curriculum provides complete equity in English and Spanish as all components of the program are available in both languages. The resources provide support for teachers to strengthen English learners' literacy and language skills throughout the day. The English-Language Learners feature in the Teaching Guides provides suggestions for explicit language instruction to help students understand new concepts, practice developing language skills, and draw connections between their home language and English. Teachers can also utilize visual aids provided by *Creative Curriculum* to support English learners' understanding of new words and concepts.

Creative Curriculum provides formal and informal opportunities throughout the day to develop vocabulary and oral language – essential for English language learners. New vocabulary is always introduced in context, which is particularly useful for supporting the understanding of students whose home language is not English. Structured interactions, such as dialogic reading, provide English learners with highly supported opportunities to practice oral language skills. *Creative Curriculum* resources also guides teachers in helping English learners feel supported and motivated by nurturing positive connections with families and demonstrating respect for students' home languages and cultures.

Early Head Start §1302.35(c)(4)(i)
The Plattsmouth Community Schools Early Head Start program has chosen *Growing Great Kids Next Generation™: Prenatal to 36* as the instructional resource for our program. *Growing Great Kids Next Generation™: Prenatal to 36* is a developmentally appropriate research-based parenting, early childhood home-visiting curriculum. *Growing Great Kids Next Generation™: Prenatal to 36* is based on a comprehensive and robust body of research. It provides learning goals and activities that align with the Head Start Early Learning Outcomes Framework: Ages Birth to Five developmental domains of: (1) Approaches to Learning, (2) Social & Emotional Development, (3) Language & Literacy, (4) Cognition, and (5) Perceptual, Motor, & Physical Development. The content is grounded in a comprehensive body of research regarding current mental health, child development, and early brain development science. *Growing Great Kids Next Generation™: Prenatal to 36* is content-rich and skill driven, promoting parenting and child development goals outlined in the Framework. It is specifically designed to promote the parent's role as his/her child's "developmental specialist" through effective learning experiences that support important early learning outcomes. *Growing Great Kids Next Generation™: Prenatal to 36* activities and experiences are focused on the parent-child relationship and, as appropriate, the family's traditions, culture, values, and beliefs. The curriculum supports all caregivers as they work to create a learning environment in the home that is safe, nurturing, responsive, and language and communication rich. *Growing Great Kids Next Generation™: Prenatal to* 36 is available in Spanish and English and appropriately supports our program goals for parents of infants/toddlers who are dual language learners by focusing on the development of the child's home language while providing experiences that expose both parents and the child to English.

Research Based Teaching Practices/Instruction
§1302.31(b)(2)

Essential to any preschool program for ELs is effective instruction in language and literacy development. Children need explicit instruction in English vocabulary, as well as opportunities to hear and speak the language throughout the day. Research has shown that alphabet knowledge, phonological awareness, and print awareness are early literacy skills that contribute significantly to later reading achievement (National Early Literacy Panel, 2008). English language learners can begin to develop these essential foundational skills in preschool, even before they have developed strong English language skills.

If Plattsmouth Community Schools closes schools to in-person attendance, students will receive specially designed instruction through a variety of service delivery models based on their individual performance and needs. The service delivery models could include: individual or small group instruction through e-learning, consultation with general education teachers, consultation with parents, and/or remotely provided individualized direct instruction.

Early literacy skills:

- **Alphabet knowledge**
  Skills appropriate to preschool include recognizing and naming upper and lower case letters and beginning to associate letters with the sounds they make.
- **Phonological awareness**
  Phonological awareness refers to the ability to manipulate the sounds that make up language, independent of meaning. In preschool, children benefit from:
  - learning to recognize rhyming words
  - listening for syllables within words
  - learning to recognize beginning sounds in words
  - matching those sounds to letters
- **Print awareness**
  Print awareness is an understanding of the features of books and print. Children should:
  - be taught to recognize the parts of a book (e.g., front and back covers, top and bottom)
  - learn that printed letters and words run from left to right and from top to bottom
  - learn that a book has a title, was written by an author, and has illustrations that were drawn by an illustrator

Much attention has been given to the persistent achievement gap between English learners and their English-speaking peers. Unfortunately, by the time children arrive in kindergarten, differences in foundational language and literacy skills have often already set the stage for this disparity in achievement. The good news, however, is that recent research has shown that high-quality early childhood education programs can have a significant impact on children's later academic achievement. Programs that provide research-based, age-appropriate instruction in early language and literacy skills can ensure that English language learners enter school equipped with the tools they need to be successful learners in kindergarten and beyond.

Research Based Teaching Practices: Language

- **Provide explicit, systematic instruction in vocabulary**
  Children require multiple exposures to words in order to develop a rich understanding of their meaning and use. Teachers should make a point of introducing interesting new words for children to learn into each classroom activity.
    - Presenting vocabulary thematically helps children make associations between words and scaffolds students' learning.
    - Read-alouds that include explanations of targeted vocabulary can support word learning.
- **Ensure that ELs have ample opportunities to talk with both adults and peers and provide ongoing feedback and encouragement.**
  English language learners need lots of opportunities to engage in social interactions with other children, but they also need support from adults as they develop the language skills they need to negotiate those interactions. Teachers can use the following strategies to foster social interaction:
    - For group activities, pair English language learners with children who have strong English language skills, and make sure that all the children who speak the same home language are not grouped together.
    - Provide opportunities for self-directed activities so that ELs can choose activities that match both their interests and their language abilities.
    - Encourage child talk by providing prompts when children need help in expressing themselves (e.g., "Tell Bobby, 'May I have the red crayon now?'").
    - Use open questions, or questions that can have multiple answers, to help ELs expand their own utterances (e.g., "Why do you like this doll best?" instead of "What is this doll's name?").
- **Expose ELs to rich language input.**
    - Exposure to rich language, whether through shared book reading or through teacher talk, has been shown to enhance children's oral language development (National Early Literacy Panel, 2008). One effective strategy is for the teacher to provide an ongoing commentary on activities that are taking place in the classroom in order to expose children to language associated with the immediate context.
- **Structure the classroom space and routine to provide scaffolding for ELs' language learning.**
    - Arrange the classroom in a way that supports each type of instructional activity that will take place, and then keep changes to the physical environment to a minimum. Once ELs learn which activities take place in various parts of the classroom (e.g., centers, circle), the physical environment will cue them as to what they are to do and how they are to behave in that area.
    - Predictable classroom routines can also provide scaffolding for English learners by allowing them to anticipate what will happen each day, including the type of language they will need for each activity.
- **Encourage continued language development in the child's first language (LI).**
  Strong L1 skills support both language and literacy learning in English:
    - Encourage parents to talk and read to their children in their home language as a way of strengthening children's L1 language skills.
    - Incorporate children's home language in the classroom when possible. Songs and videos can be used effectively for this purpose if teachers do not speak their students' language.

Research Based Teaching Practices: Literacy

- **Design instruction that focuses on all of the foundational literacy skills.**
  Activities that promote early literacy skills in preschool include:
    - interactive storybook reading

- "pretend" reading and writing
- games and other activities to help children identify the letters of the alphabet
- interactive experiences with language and print through poems, nursery rhymes and songs

The emphasis should be on code-based instruction, or instruction that helps children understand the relationship between spoken language and print (National Early Literacy Panel, 2008).

- **Recognize that many literacy skills can transfer across languages**.
  A child who has developed early literacy skills in his or her first language will find it easier to develop those same skills in English. Parents who are not proficient in English should be encouraged to help prepare their children for learning to read by using the home language to:
  - teach rhymes and songs
  - play word games
  - share storybooks

  Teachers can support parent-child reading by sending home books in the child's home language. This makes L1 text available to parents, and it lets them know that the teacher considers reading to children in the home language to be important.
- **Accelerate English literacy development by helping ELs make the connection between what they know in their first language and what they need to know in English.**
  Similarities between English and the child's home language can be used as a foundation for instruction. For example, if L1 has some of the same phonemes as English, start with those phonemes for rhyme or beginning sound activities because those are sounds the child is already familiar with. Children usually have the most difficulty when they encounter sounds that are present in English but do not occur in their home language. For this reason, Spanish L1 speakers often have difficulty with the "short" or lax sounds of *a*, *e*, *i*, and *u* and with the consonants *j*, *r*, *v*, and *z*.

References:

National Early Literacy Panel. (2008). Developing early literacy: A scientific synthesis of early literacy development and implications for intervention. Washington, DC: National Institute for Literacy.

Ford, K. (2017). 8 Strategies for Preschool ELLs' Language and Literacy Development. Colorin Colorado. Retrieved June 27, 2018, from

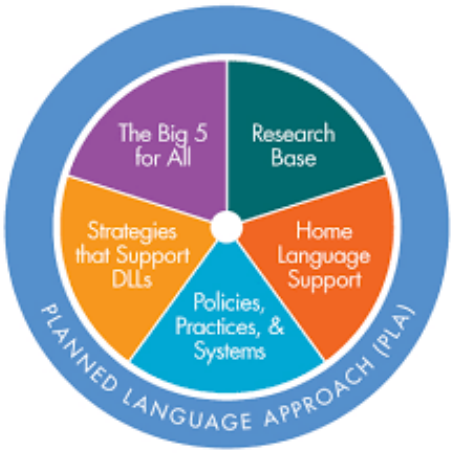

http://www.colorincolorado.org/article/8-strategies-preschool-ells-language-and-literacy-development

Planned Language Approach

The Planned Language Approach (PLA) is a comprehensive, systemic, research-based way for Head Start and Early Head Start programs to ensure optimal language and literacy services for children who speak English and for those who are dual language learners (DLLs).

The key components of PLA include:

- **Research Base** in children's language development in one or more languages
  - Language competency is crucial to children's school success. Planned Language Approach (PLA) ensures that decisions about program policies, curriculum, and instruction are based on key language development research, prenatal to adult.
- **Policies, Practices, and Systems** that sustain language and literacy development throughout all aspects of the program

    - In order for children to close any achievement gap they may have experienced when they entered Head Start or Early Head Start, programs must have clear systems in place that support high-quality instruction.
- **Strategies to Support DLLs** to thrive in their home language(s) and English
    - Even if staff do not speak a child's primary language, there are many ways they can support the child's home language.
- **Home Language Support** as the foundation for developing English language skills
    - Research shows that young DLLs are more successful in school and later in life when they develop strong language and literacy skills in both their home language and English. It also shows that becoming bilingual or multilingual has many benefits.
    - Effective programs for children who speak languages other than English require continued development of the first language while the acquisition of English is facilitated.
- **Big 5 for All** that address the key elements of early language and literacy development needed for school readiness and success
    - In order to be ready for school, young children who are dual language learners (DLLs) and those who speak English all require high-quality experiences in each of the Big 5—ALL day, EVERY day, EVERY child. The Big 5 are: Background Knowledge; Oral Language and Vocabulary; Book Knowledge and Print Concepts; Alphabet Knowledge and Early Writing; and Phonological Awareness.
    - The Big 5 Literacy Components are described in more details in the following chart:

THE BIG 5 LITERACY COMPONENTS

The table below provides a brief description of each of the Big 5 skills. The activities to promote the concept, and the behaviors children engage in will vary based on children's age and abilities. For strategies and tips, be sure to review the additional Big 5 resources.

1 BACKGROUND KNOWLEDGE

From birth, children have daily experiences with people, objects, and places that they store in their memory. Over time, these memories become more complex. This background knowledge is the base for future learning. Children gain background knowledge through their wide and varied interactions with people. Background knowledge includes scientific awareness; cultural norms and expectations; and other information about the world. Background knowledge expands as children connect new learning to background knowledge.[14]

2 ORAL LANGUAGE AND VOCABULARY

Oral language is often divided into receptive and expressive language. Children develop receptive language as they begin to understand a language's meaning, even before they can express it themselves. They develop expressive language as they are able to use the sounds, words, and sentences of their language. A key aspect of oral language development is acquiring vocabulary.[7] Children also use oral language when they participate in extended, complex conversations such as telling a story or sharing a memory.[19]

3 BOOK KNOWLEDGE AND PRINT CONCEPTS

When children experience written language in their day-to-day lives, they begin to understand that print has meaning. Print is speech written down.[16] When adults read books to children, they also learn about how books work. Environmental print—which includes street signs, advertisements, logos, and other writing found in a child's everyday environment—is the first way young children gather meaning from print. Children develop print concepts when they begin to understand how written language works.

4 ALPHABET KNOWLEDGE AND EARLY WRITING

As children develop alphabet knowledge, they learn to recognize and name upper and lowercase letters. They also learn that there are sounds associated with each letter. Children's early writing progresses from making marks and scribbling, to drawing, and eventually to forming letters. Children's developing writing reflects their understanding of how written language works.[15, 17]

5 PHONOLOGICAL AWARENESS

Phonological awareness is the ability to focus on and manipulate individual sounds (phonemes) in spoken words. Children develop phonological awareness as they learn to recognize that language can be broken into words, syllables, and smaller sounds. Children are demonstrating phonological awareness when they manipulate sounds by identifying, segmenting, blending, and substituting sounds.[16] Activities such as repeating sounds, making up nonsense words, or saying simple rhymes will develop this skill.

Child Screening and Assessment
§1302.33

Identification as EL/DLL

In order to support learning and development for children who are English Learners (ELs), early childhood staff need to understand children's backgrounds and experiences with more than one language. Staff should gather information from each child's parents and family. By gathering enough information to get the full picture of a child's overall language background, practitioners can "put together the puzzle" of his/her languages and use this information for curriculum planning, individualizing and supporting continued progress.

When families register their child for the early childhood program, they are required to complete the PCSD Home Language Survey, Part 1. This survey gathers information such as:

- What language did your child first learn to speak?
- What language is spoken most often by your child?
- What language does your child most frequently use at home?

If the family answers a language other than English for any of the three questions on the Home Language Survey, Part 1, they are asked to complete another, more in depth, Home Language Survey form in order to provide more information regarding their child's language background. Based on the information provided, the child may be given a district placement assessment to provide more information to assist with determining if the child should be identified as an English Learner (EL).

Screening §1302.33(c)(1) and §1302.33(c)(2)(ii)

A developmental screening is completed for each new child within 45 calendar days of when the child first attends the program (Head Start/Preschool) or first receives a home visit (Early Head Start/Sixpence). The screening is conducted in order to assist with identifying concerns regarding a child's developmental, behavioral, motor, language, social, cognitive, and emotional skills. The PCSD Early Childhood Program utilizes the Ages & Stages Questionnaires, Third Edition (ASQ-3) and the Ages & Stages Questionnaires: Social-Emotional, Second Edition (ASQ:SE-2).

The ASQ-3 and the ASQ:SE-2 are parent-completed, valid, and reliable screening tools with the purpose of assisting with identifying concerns and/or delays in a child's development. The screeners were normed on a sample of the population and comparisons suggest that the ethnicity of the sample of children was representative of the general U.S. population. The tools have been determined to be age, developmentally, culturally, and linguistically appropriate The screening tools are administered by classroom teachers and/or home visitors who have received training in administration of standardized assessments/screening tools as well as specific information on the administration/use of the ASQ-3 and the ASQ:SE-2. Classroom teachers and/or home visitors will utilize an interpreter (scheduled through the Education Coordinator) when completing the ASQ-3 and ASQ:SE-2 with parents who speak a language different than the one fluently spoken by the teacher and/or home visitor.

Assessment §1302.33(c)(2)

The Cass County Head Start/Plattsmouth Early Childhood staff assesses children's development with comprehensive observations rather than narrow tests, using the Teaching Strategies GOLD assessment. Observing a broad range of behaviors over several weeks or months gives us a more accurate picture of children's true capabilities than tests administered in one-time sessions. Teachers, home visitors, and paraeducators record anecdotes describing what children do and say. Three times a year, teachers/home visitors review these anecdotes and rate each child at the most accurate level he or she has demonstrated on the GOLD Developmental Continuum for 38 specific goals and objectives items in nine areas of development: social/emotional, physical, language, cognitive, literacy, mathematics, science/technology, social studies, and the arts. Children's GOLD scores help teachers/home visitors design individualized learning opportunities tailored to their level of development. The Continuum follows ages birth-5 so that teachers/home visitors can build on the child's current stage of development throughout their time in the early childhood program. The GOLD is also used to explain children's progress to parents during conferences and/or home visits.

Teaching Strategies GOLD is administered by classroom teachers and/or home visitors who have received training in administration of standardized assessments/screening tools as well as specific information on the administration of GOLD. All children will be assessed three times per school year on GOLD objectives 1 through 36. For all of the objectives, other than those for language and literacy (Objectives 8 to 10 & 15 to 19), children's skills are assessed by documenting their knowledge and skills when they respond in their preferred language, the language they choose at particular times to show what they know and can do (§1302.33(c)(2)(ii)). The language and literacy objectives are measured from an English-language perspective. For instance, is the child able to understand and follow directions in English and does the child recognize letters of the alphabet when they are named in English. For children whose home language is Spanish, a Spanish-language version of the language and literacy objectives is provided. The objectives are very similar to the English version but adaptations were made to reflect patterns of development unique to Spanish language and literacy.

Children identified as EL (§1302.33(c)(2)(i)) will also be assessed three times per school year on GOLD objectives 37 and 38 which address:

- GOLD Objective 37: Demonstrates progress in listening to and understanding English
- GOLD Objective 38: Demonstrates progress in speaking English

GOLD data is aggregated and analyzed at least three times a year, including for sub-groups, such as dual language learners and children with disabilities, as appropriate (§1302.102(c)(ii)). This information is utilized to assist with program improvement.

Teachers and/or home visitors will access qualified bilingual staff, which could include a contractor or consultant, in order to (§1302.33(c)(2)):

- Assess language skills in English and in the child's home language, to assess both the child's progress in the home language and in English language acquisition;
- Conduct screenings and assessments for domains other than language skills in the language or languages that best capture the child's development and skills in the specific domain; and,
- Ensure those conducting the screening or assessment know and understand the child's language and culture and have sufficient skill level in the child's home language to accurately administer the screening or assessment and to record and understand the child's responses, interactions, and communications.

If teachers and/or home visitors do not have access to qualified bilingual staff, they will access an interpreter, scheduled through the Education Coordinator, to conduct the screenings and assessments described above. If there is not a qualified bilingual staff person or an interpreter available who speaks the language of a child/family, staff members will partner with family members and other trained volunteers who speak the child's language to gather information. The teachers is ultimately responsible for collecting assessment/screening information and scoring, however, the observations and information shared by others who speak the child's language can be invaluable in helping to assess the child's development and learning accurately.

Staff Training, In-Service, and Orientation

§1302.92(b)(5) & §1302.90(d)(1)

Plattsmouth Community Schools Early Childhood Program implements a systematic approach to staff training and professional development that is designed to assist staff in acquiring or increasing the knowledge and skills needed to provide high-quality, comprehensive services (within the scope of specific job responsibilities). The following are provided:

- Orientation for all new staff, consultants, and volunteers that focuses on the goals and underlying philosophy of the program and the ways they are implemented;
- At least 15 clock hours of professional development per year;
    - For classrooms teachers, the professional development is high quality, sustained, intensive, and classroom-focused in order to have a positive and lasting impact on classroom instruction and the teacher's performance in the classroom, and regularly evaluated by the program for effectiveness -- Head Start Act 648A(a)(5)
- Training on methods to handle suspected or known child abuse and neglect cases, that comply with applicable federal, state, and local laws;

- Training for child and family services staff on best practices for implementing family engagement strategies in a systemic way;
- Training for child and family services staff that builds their knowledge, experience, and competencies to improve child and family outcomes; and,
- Research-based approaches to professional development for education staff, that are focused on effective curricula implementation, knowledge of the content in *Head Start Early Learning Outcomes Framework: Ages Birth to Five*, partnering with families, supporting children with disabilities and their families, providing effective and nurturing adult-child interactions, supporting dual language learners as appropriate, addressing challenging behaviors, preparing children and families for transitions, and use of data to individualize learning experiences to improve outcomes for all children.
- Training for staff and program consultants/contractors to ensure familiarity with the ethnic backgrounds and heritages of families in the program and to ensure they are able to serve and effectively communicate, either directly or through interpretation and translation, with children who are dual language learners and to the extent feasible, with families with limited English proficiency.

Family Engagement/Partnerships

§1302.50(b)(5) & §1302.50(b)(5)

Plattsmouth Community Schools Early Childhood Program believes that the cooperative efforts of students' home, family, school, and community are essential for success (Plattsmouth Early Childhood Program Belief Statements). The program recognizes parents as their child's first and most important teacher and it is understood that parent activities to promote child learning and development and family engagement services must be offered in the family's preferred language or through an interpreter, to the extent possible, in order to be effective.

The program promotes shared responsibility with parents for children's early learning and development and implements family engagement strategies that are designed to foster parental confidence and skills in promoting children's learning and development. These strategies include:

- Offering activities that support parent-child relationships and child development including language, dual language, literacy, and bi-literacy development as appropriate;
- Providing parents with information about the importance of their child's regular attendance, and partner with them, as necessary, to promote consistent attendance; and,
- For dual language learners, information and resources for parents about the benefits of bilingualism and biliteracy.

The program will identify community resources and establish ongoing collaborative relationships and partnerships with community organizations that provide support and services for children who are dual language learners and their families. This information will be shared with families and utilized to support family and child needs.

Interpretation and Translation

Professional translation and interpretation are closely linked and the terms are often used interchangeably. However despite the obvious similarities, these two disciplines are very different with the main difference being that translators work with the written word while interpreters deal with speech.

Interpretation

As much as possible, staff will have access to use a interpreter who speaks the child's home language whenever meeting with parents as this helps to ensure parents are able to be engaged in their child's education as fully as possible. Plattsmouth Community Schools Early Childhood Program staff are able to access interpreters hired by the Plattsmouth Community School District and these interpreters can be scheduled for home and center visits as well as any additional meetings with parents. To request an interpreter, staff will notify the Education Coordinator of the need and details of when and where the meeting will take place. The Education Coordinator will determine if an in-house interpreter is available. If an in-house interpreter is not available, the Education Coordinator will complete a Request for Interpreter form and submit it to Plattsmouth Community Schools' Director of Instructional Services (DIS). Based on the request form, the DIS will arrange for a interpreter. The Education Coordinator will be responsible for following up with the DIS to ensure an interpreter has been reserved.

Staff are encouraged to provide some general information to the interpreter regarding the circumstances of the meeting and any pertinent details that will aid the interpreter prior to the start of the meeting. Some other general guidelines for working with interpreters include:

- When speaking to parents via an interpreter, speak directly to the parent, not the interpreter, to show respect to the parent and recognize they are the child's lifelong educator.
- Let the interpreter control the length of each segment and arrange beforehand for him/her to signal you when to stop. The general rule is about two sentences at a time.
- Do not talk with the interpreter and thus exclude the parent and do not engage in side conversations that the parent cannot understand. Everything that is said during a meeting must be interpreted.

If an interpreter is not available to come in person, staff have access to Language Line Solutions which is a company that can provide an interpreter via phone. These services should only be used for brief conversations with a parent and may not be appropriate for lengthy meetings and when visual aids and/or documents are reviewed. To request interpretation through Language Line Solutions, staff will notify the Education Coordinator. The Education Coordinator will verify that an interpreter is not available to attend in person and will then arrange for the use of Language Line Solutions. The Education Coordinator will complete the Language Line Usage Log to keep track of the services. Some general guidelines for working with an interpreter through Language Line Solutions:

- Brief the interpreter by letting them know the telephone equipment you are using (conference phone, dual handset, speaker phone, etc.) and where you are.
- Introduce everyone present and describe the purpose of the meeting.
- Keep in mind that telephone interpreters rely entirely on linguistic input. They have no visual cues (such as body language) to assist in the interpreting or to be able to tell that something was not understood.

Translation

Plattsmouth Community Schools Early Childhood Program staff will work with parents/families in order to ensure they receive communication of essential program materials. This may include having a bilingual staff member or an interpreter provide the parent/family with an oral interpretation of the information or having the program information translated into the family's primary language. To request translation of written materials, staff would contact the Early Childhood Director.

Reviewed by Policy Council on 5/20/2019, 2/24/2020; 2/15/2021, 2/28/2022, 4/3/2023, 3/25/2024, 1/27/2025

Reviewed by the Board of Education on 6/10/19, 3/9/2020; 3/8/2021

Plattsmouth Community School District (PCSD)
Preschool Program & Head Start/Early Head Start
Coordinated Approach for Meeting the Needs of Students with Disabilities and their Families

Plattsmouth Community Schools Early Childhood Program Mission

To create a foundation for success through creative, interactive, and intentional experiences that build positive relationships, develop independent problem solvers, and foster each child's learning potential while displaying empathy, tolerance, and appreciation of differences.

Plattsmouth Community Schools Early Childhood Program Vision

Students who attend the Cass County/Plattsmouth Early Childhood program will have effective social skills that allow them to accept others, be cooperative, and appropriately accommodate individual needs and perspectives. Our students will be able to recognize problems as well as identify and persistently work towards solutions. They will be creative, flexible, and critical thinkers who inquire about the world around them. Students will be independent and dedicated to ongoing learning and recognize the importance of doing things to the best of their ability.

Plattsmouth Community Schools Early Childhood Program Beliefs

- Each child has the ability to learn and apply knowledge through new experiences to achieve success.
- Promoting independence through structure, as well as tools and materials that are based on children's interests, is essential for learning.
- Children learn by exploring with hands on learning activities that inspire curiosity.
- The cooperative efforts of students home, family, school, and community are essential for success.
- Children learn best through balanced comprehensive services including all aspects of the child; child led vs. teacher led instruction, health & nutrition, family & child.
- Children have a variety of languages in which to express ideas and need open-ended materials to express their languages.
- Children are capable of accommodating and accepting individual needs and perspectives while using social skills to solve problems.
- Providing structured opportunities that allow children to make discoveries, solve problems, and challenge creative thinking is essential to an effective early childhood learning experience.
- Intentional, aligned, and systematic learning opportunities provide an effective foundation for children.
- Monitoring of progress and differentiating instruction is important for developing individual students to their full potential.

Plattsmouth Community Schools Early Childhood Disabilities Program Values

The primary mission of the Disabilities program is to address the unique needs of developmentally and culturally diverse students and help them achieve the high standards expected of all students. Our district values the various abilities that students bring to our school and recognize that they have specific needs that can impact success in the classrooms. This program provides techniques, methodology and specialized curriculum designed to teach students preschool skills. These skills include listening, speaking, reading, writing, social skills, study skills, content vocabulary, and cultural orientation. Most instruction is verbally given paired with a visual support.

Plattsmouth Community Schools believes that all students with disabilities:

- Are respected in regard to their cultures, languages, physical appearances, manners of dress, families, and personal beliefs
- Can learn

- Deserve the opportunity to participate fully in school activities
- Receive instruction that is comprehensible and appropriate for their level of learning

Plattsmouth Community Schools goals for students with disabilities:

- Individualized instruction which meets the aligned NE state standards
- Endorsed disabilities certified staff
- Professional development opportunities for all staff members
- Instruction which includes a wide variety of approaches and appropriate level materials
- Consistent and quality instruction on a continual basis until the recipients are assessed to be proficient in their use of the skill in the regular classroom
- Appropriate and regular assessment in order to properly place the students, measure their progress, make adjustments in their instructional plans, and determine when the students are proficient enough to no longer need to receive special education services
- Monitored services which include input from the student, the students' parents', the program director, and any Special Needs staff (including their classroom teacher) for which the child is eligible. This process will enable staff to determine an appropriate amount of instruction time, any need for Special Needs services, any social problems, or academic regression problems
- Support and advocacy for students initiating the IDEA process

Recruitment of Children §1302.13; 1302.14(a)(1) & (b)(1)

See "ERSEA Procedures" and "Guidance for the Priority Score Sheet"

Suspension and Expulsion §1302.17

LB705, § 60.

Operative Date: September 2, 2023

79-265.01.

Pre-kindergarten through second grade students; suspension; prohibited; exceptions.

(1) Except as provided in subsection (2) of this section, an elementary school shall not suspend a student in pre-kindergarten through second grade. Each school district shall develop a policy to implement this section which shall include disciplinary measures inside the school as an alternative to suspension.

(2) An elementary school may suspend a student in pre-kindergarten through second grade if such student brings a deadly weapon as defined in section 28-109 on school grounds, in a vehicle owned, leased, or contracted by a school being used for a school purpose or in a vehicle being driven for a school purpose by a school employee or his or her designee, or at a school-sponsored activity or athletic event.

Teaching and the Learning Environment §1302.31

Effective Teaching Practices

Nurturing and responsive practices, interactions, and environments are an important part of our program. These practices create trust and emotional security for our students which allows students to be ready to learn. To ensure these practices are being implemented correctly, staff have been trained on PBiS (Positive Behavioral Interventions and Supports) which gives them a framework around which to work. Staff also have access to a coach to help problem-solve any situations that may arise.

All interactions are communication and language rich. Verbal language is paired with visual cues to help students understand rules, expectations, and various aspects of their day. When needed, communication interactions are slowed, repeated, and/or individualized to help a child understand what is expected of them. A visual daily schedule is posted in all classrooms and reviewed regularly with students. Language is used to promote critical thinking and problem-solving--both academically and socially. Teachers and home visitors are expected to have developmentally appropriate learning experiences and activities that are engaging and supportive of the various needs and learning abilities of their students.

Supports are put into place so that students with special needs will be able to fully engage in all activities throughout the day. The following modifications are used to help individualize for each student in both the home and classroom setting:

- Environmental Support: Materials, peer groupings and schedules are arranged to promote participation.
- Materials Adaptation: The position, stability, or size of materials are modified so that a child with disabilities can participate more fully. Activities are simplified into smaller parts to help students to have successful participation.
- Child Preferences: A child's preferred toy, activity or person is used to help motivate a child to take advantage of available opportunities.
- Special Equipment: Special or adaptive devices are available to allow a child to participate or increase the level of their participation.
- Adult Support: Adults model, join in the child's play, and use encouragement to support the child's participation and learning.
- Peer Support: When appropriate, peers are utilized to model, help, and offer encouragement to support the child's participation.
- Invisible Support: Teachers sequence turns and activities to increase the child's level of engagement.

The Council for Exceptional Children's Division for Early Childhood (DEC) Recommended Practices are utilized to provide guidance for the Plattsmouth Community Schools Early Childhood Program when providing services for children with disabilities and their families. The DEC Recommended Practices helps bridge the gap between research and practice by highlighting those practices that have been shown to result in better outcomes for young children with disabilities, their families, and the personnel who serve them.
The DEC Recommended Practices supports participation in inclusive settings and natural environments and address cultural, linguistic, and ability diversity.

The DEC Recommended Practices provide guidance for practitioners in eight topic areas:

- Leadership
- Assessment
- Environment
- Family
- Instruction
- Interaction
- Teaming and Collaboration
- Transition

The DEC Recommended Practices can be accessed at: https://divisionearlychildhood.egnyte.com/dl/tgv6GUXhVo/

Individualization

§1302.31(b)(1)(ii)

Teachers, home visitors, and special education staff work with parents/guardians to select individual goals for each child. Strategies and plans are implemented to develop and achieve goals at home and at school.

- Staff document monthly observations of growth that children experience. This information will be kept in each child's file and shared with parents, along with their observations, at conferences and home visits. Information that is shared between parents and teachers enables staff to respond to each child individually, to build strengths and to target skills that need strengthening.
- The classroom environment reflects all of the children's interests. Interest areas and materials are changed out regularly to provide for child interest.

- All activities are challenging and yet achievable for each individual child.
- Developmentally appropriate activities are planned for children each day.
- In the classroom, children will have strategic placement during group times and/or transition times.
- Transition times are planned, with needs of individual children addressed. Parents are given strategies for supporting transitions in the home setting.
- If Plattsmouth Community Schools closes schools to in-person attendance, students will receive specially designed instruction through a variety of service delivery models based on their individual performance and needs. The service delivery models could include: individual or small group instruction through e-learning, consultation with general education teachers, consultation with parents, and/or remotely provided individualized direct instruction.

Learning Environment & Promoting Learning through Approaches

§1302.31(c)(1-2), (d), & (e)(1-4)

Well organized learning environments that have developmentally appropriate schedules, activities and daily classroom components are monitored through the program's Operational Components, Preschool Curriculum Standards, and lesson plans.

The Operational Components provide structure for:

- Greeting/Family Connection time and Departure time
- Large Group time
- Shared Reading/Repeated Reads
- Music and Movement/IMIL
- Restrooming, toothbrushing, and Rest Time
- Handwriting Without Tears
- Meal time
- Large Motor time/Outdoor time
- Plan, Play (Center), and Review/Recall time
- Small Group time
- Transition times, Social Skills Group, and the Outdoor Classroom

Preschool curriculum standards are listed each week on lesson plans and designate what learning targets teachers are focusing on for the various activities throughout the day. They are also linked with *Teaching Strategies Gold*, Head Start Learning Outcomes Framework: Ages Birth to Five Outcomes Framework and Early Learning Guidelines: Nebraska's Birth to Five Learning and Development Standards. These standards provide guidance for:: Mathematics, Language and Literacy, Early Writing, Science, Health & Physical Development, Approaches to Learning, Creative Arts, Social/Emotional. Lesson plans are reviewed weekly by the Education Coordinator to verify appropriate activities, learning targets, etc.

Classrooms are expected to have a balance of quiet and active learning activities, some of them teacher-directed and others child-led. All areas of the classroom are set up so that they are accessible to students with disabilities, including students in wheelchairs. Materials are in good condition and are of sufficient interest to students to hold their attention and spark their imagination. Materials necessary for accommodations/modifications for students with disabilities are obtained to the best of the program's ability.

Home visitors and special education staff give parents strategies for home to encourage developmentally appropriate schedules and activities for students with disabilities. The strategies given are individualized to best support each child and their home environment.

Curricula

§1302.32(a); 1302.101(b)(3)

The Plattsmouth Community Schools Early Childhood Program has chosen *Creative Curriculum* by Teaching Strategies as the instructional resources for our program. High-quality, comprehensive resources empower educators to intentionally teach and care for students during the most critical and formative years of development. *Creative Curriculum* is a comprehensive program that embraces children's natural curiosity and encourages them to explore, play, and learn about the world around them.

Creative Curriculum is intentional, research-based, and supports the development of the whole-child. It is based on five fundamental principles.

- Positive interactions and relationships with adults provide a critical foundation for successful learning.
- Social–emotional competence is a significant factor in school success.
- Constructive, purposeful play supports essential learning.
- The physical environment affects the type and quality of learning interactions.
- Teacher–family partnerships promote development and learning.

Creative Curriculum includes developmentally appropriate goals and objectives for all children within four main categories of interest: social/emotional, physical, cognitive and language. The social/emotional stage helps promote independence, self-confidence and self-control.

Creative Curriculum is inclusive, has goals and objectives that are developmentally appropriate and compliment/align with the Head Start Performance Standards and other regulations including the Head Start Learning Outcomes Framework: Ages Birth to Five and the Early Learning Guidelines: Nebraska's Birth to Five Learning and Development Framework.

Cass County Early Head Start utilizes *Growing Great Kids Next Generation* as the Birth-3 curriculum and *Teaching Strategies Gold* for our assessment tool. These both align with the Head Start Child Development and Early Learning Framework and the Early Learning Guidelines: Nebraska's Birth to Five Learning and Development Framework.

Growing Great Kids Next Generation and *Teaching Strategies Gold* are based on sound child development principles. They build on Erik Erikson's stages of social-emotional development, Jean Piaget's theories of how children think and learn, on principles of physical development, and an appreciation of cultural differences. The curriculum materials are organized by the developmental age of the child and include learning experiences for both the parent and child that are developmentally appropriate. Progression through materials in this manner provides the developmental scope and sequence of materials based on the developmental age of the child. This allows staff to develop appropriate learning experiences to meet the needs of students with disabilities.

Teaching Strategies Gold is inclusive, has goals and objectives that are developmentally appropriate and compliments the Early Head Start Performance Standards and other regulations including the Early Learning Outcomes Framework.

Child Screening and Assessment §1302.33(c)

Screening

A developmental screening is completed for each new child within 45 calendar days of when the child first attends the program (Early Head Start or Head Start) or first receives a home visit (Early Head Start/Sixpence). The screening is conducted in order to assist with identifying concerns regarding a child's developmental, behavioral, motor, language, social, cognitive, and emotional skills. The PCSD Early Childhood Program utilizes the Ages & Stages Questionnaires, Third Edition (ASQ-3) and the Ages & Stages Questionnaires: Social-Emotional, Second Edition (ASQ:SE-2).

The ASQ-3 and the ASQ:SE-2 are parent-completed, valid, and reliable screening tools with the purpose of assisting with identifying concerns and/or delays in a child's development. The screeners were normed on a sample of the population and comparisons suggest that the ethnicity of the sample of children was representative of the general U.S. population. The tools have been determined to be age, developmentally, culturally, and linguistically appropriate. The screening tools are administered by classroom teachers and/or home visitors who have received training in administration of standardized assessments/screening tools as well as specific information on the administration/use of the ASQ-3 and the ASQ:SE-2.

Assessment §1302.33(c)(2)

The Plattsmouth Community Schools Early Childhood Program staff assesses children's development with comprehensive observations rather than narrow tests, using the *Teaching Strategies GOLD* assessment. Observing a broad range of behaviors over several weeks or months gives us a more accurate picture of children's true capabilities than tests administered in one-time sessions. Teachers and paraeducators record daily anecdotes describing what children do and say. Three times a year, teachers review these anecdotes and rate each child at the most accurate level he or she has demonstrated on the GOLD Developmental Continuum for 38 specific goals and objectives items in nine areas of development: social/emotional, physical, language, cognitive, literacy, mathematics, science/technology, social studies, and the arts. Children's GOLD scores help teachers design individualized learning opportunities tailored to the students' level of development. The Continuum follows ages birth through grade 3 so that teachers can build on the students' current stage of development throughout their time in the program. GOLD is also used to explain children's progress to parents during conferences.

Teaching Strategies GOLD is administered by classroom teachers and/or home visitors who have received training in administration of standardized assessments/screening tools as well as specific information on the administration of GOLD. All children will be assessed three times per school year on GOLD objectives 1 through 36. For all of the objectives other than those for language and literacy (Objectives 8 to 10 & 15 to 19), children's skills are assessed by documenting their knowledge and skills when they respond in their preferred languages, the languages they choose at particular times to show what they know and can do (§1302.33(c)(2)(ii)). The language and literacy objectives are measured from an English-language perspective. For instance, is the child able to understand and follow directions in English? Does the child recognize letters of the alphabet when they are named in English? For children whose home language is Spanish, a Spanish-language version of the language and literacy objectives is provided. The objectives are very similar to the English version but adaptations were made to reflect patterns of development unique to Spanish language and literacy.

Screening and Assessment for Children With Disabilities Who Speak a Language Other than English 1302.33(c)(2)(iiii)

While it is preferable to assess in a child's home language, it is not always possible because of the limited availability of resources such as trained interpreters. Staff members will partner with other trained individuals who speak the child's language to gather information, if needed. The teacher is ultimately responsible for collecting assessment/screening information and scoring, however, the observations and information shared by others who speak the child's language can be invaluable in helping to assess the child's development and learning accurately.

Ongoing Monitoring, Data Collecting and Reporting

Case managers are responsible for collecting data on all IFSP/IEP goals. The data is recorded in *Teaching Strategies Gold,* or if not applicable to TS Gold, recorded on data collection sheets. Aggregation and analysis of the data is done on a regular, ongoing basis so as to drive individualized planning. The monitoring of student goals related to disabilities and aggregation and analysis of child outcomes data is the responsibility of each case manager (classroom teacher or home visitor), but is also monitored by the Education Coordinator. Case managers are required to send progress reports to parents every nine weeks to inform them of their child's IEP progress and meet with parents every 6 months for progress on IFSPs. Each goal is addressed individually and includes data to verify the child's progression.

Case managers monitor all IFSP, IEP, and MDT due dates to ensure that all students' services are addressed in a timely manner and are not allowed to lapse. Case Mangers also makes sure that all IFSP/IEP, MDT, etc paperwork is finalized and shared with parents.

All records, data sheets, etc are protected by FERPA. The Family Educational Rights and Privacy Act of 1974 (**FERPA**) is a federal law that protects the privacy of student education records.

Parent and Family Engagement in Education and Child Development Services §1302.34; 1302.50(b)(6)

The program offers monthly parent events/parent committees and regular child socialization opportunities. Parents are strongly encouraged to attend all events that are part of their early childhood program. Monthly parent committees are initially organized by the Family Support Advocates with input from the parents. These parent committees are designed to be educational as well as provide opportunities for social interaction. Parents will also be given an opportunity to advise staff in developing and implementing local program policies, activities, and services to ensure they meet the needs of children, including children with disabilities, and families. Parents involved with the parent events/parent committee will elect a representative/liaison to the Policy Council to ensure ongoing communication between the two groups.

The Birth to 3 program (including Early Intervention, Sixpence, and Early Head Start) offers monthly socialization opportunities for parents and their child(ren). These socializations provide developmentally appropriate, research-based materials that align with the Head Start Learning Outcomes Framework: Ages Birth to Five Outcomes Framework. The socializations provide an abundance of well-organized and developmentally sequenced materials to support parenting and child development. This approach will support the development of parenting skill sets that support their child's individual development in all domains while increasing their nurturing parenting abilities.

Monthly PACT (Parents and Child Together) activities are held in each classroom. The activities are based on learning targets students are currently learning in their classroom. This gives parents a chance to experience a hands-on approach to teaching and learning with their child, which can then be mimicked in the home.

Scheduled visits between parents/guardians and Plattsmouth Community Schools Early Childhood Program staff occur each year. Two of the visits are conducted in the home and two are at the preschool center. These visits provide an opportunity for parents and the teacher to exchange helpful information about the child and their development.

Parents are always welcome to volunteer in the classroom. Volunteering is not only helpful to the staff, but is greatly beneficial for the parent and their child.

At a minimum, yearly meetings are held with specialists and parents of students on an IEP and every 6 months for students on an IFSP to review student goals, progress towards the goals, and to change services and educational strategies, as needed. At a minimum, students with disabilities are re-evaluated every 3 years to see if they still qualify for special education services. Parents are encouraged to ask for a meeting any time if they have concerns/questions.

Safety Practices §1302.47

Plattsmouth Community Schools Early Childhood Program procedures ensure that staff have ongoing training on practices that ensure children are kept safe at all times. The program does regular monitoring for the consistent implementation of safety practices and procedures. Safety practices and procedures include, but are not limited to, staff background checks, safety training, safety and hygiene practices, administrative safety procedures, and that facilities, materials and equipment are safe and adequate for all children, including those with disabilities.

Full Participation in Program Services and Activities §1302.60; 1302.101(b)(3)

Plattsmouth Community Schools Early Childhood Program is a full-inclusion program. All classrooms have students with special needs and certified special education staff who develop and implement individualized education programs which allow students to participate fully in all program services and activities. Classrooms are arranged to be the students' least restrictive environment and allow all students to be able to be fully engaged in all activities throughout the school day.

The home-based program has certified special education staff who visit the students to provide services and to support parents in the home setting.

Additional Services for Children and Parents §1302.61; 1302.62

All classroom environments, programming, and activities are planned to allow all students full participation. Staff ensure all modifications and accommodations are in place to support each student's needs. Classroom and certified special education staff meet with parents regularly to ensure services and resources that the child needs are accessible. Staff also work with parents to acquire needed resources for the home environment.

Coordination and collaboration with the Local Agency Responsible for Implementing IDEA §1302.63; 1302.53(2)(ii); 1302.101(b)(3)

The program has a memorandum of understanding with the various school districts in Cass County to ensure service delivery to children eligible for services under IDEA. The memorandum includes the Local Education Agency's (LEA) responsibilities toward the referral and evaluation process, service coordination, services provided in the least restrictive environment and transition services.

Transitions

Transitions From Early Head Start §1302.70

The education coordinator and the classroom teacher/resource provider work with the Birth-3 teacher when transferring students from IFSP to IEP. This gives the classroom teacher an opportunity to meet parents and the student.

The Birth-3 (Sixpence & Early Head Start) teachers hold PACTs (Parent and Child Together) at various locations within the Plattsmouth community, including the Early Childhood Center, over the summer to familiarize parents and children with the program. Parents and students with disabilities are able meet with the preschool teacher before the student begins preschool in order to share information about the student and to review all strategies used to ensure the success of the student in the preschool classroom.

Transitions From Head Start to Kindergarten §1302.71

The transition to kindergarten is a process that begins with discussions with parents at parent/teacher conferences in February. The discussions could include both parent and teacher expectations for the transition of the child. The process doesn't end until parents understand and kindergarten teachers have all questions answered about incoming students.

Kindergarten Round Up is provided in order for students and parents to experience kindergarten. Students are able to visit the kindergarten classrooms with their parents, including meeting the kindergarten teachers and obtaining information about kindergarten and how their child's individual needs will be met.

For students with disabilities, transition plans will be coordinated, as necessary, with each individual students/families. Students will participate in Kindergarten Roundup with parent support. Individual and ongoing transition plans will be determined on a case-by-case basis.

Child and Family Services Staff §1302.91(d) & (e)(5)

All staff responsible for management/leadership and oversight of family services, health services, and services to children with disabilities have, at a minimum, a baccalaureate degree. All staff and consultants that serve as education coordinators and curriculum specialists have, at a minimum, a baccalaureate degree in early childhood and have early education teaching experience. Center-based teachers have current teaching certificates with the State of Nebraska, which involves having to demonstrate competency in effective and nurturing teacher-child

interactions, planning and implementing learning experiences that ensure effective curriculum implementation, and use of assessment and promoting children's progress, including children with disabilities and dual language learners, as appropriate. The expectation of the program is for all classroom teachers to have an endorsement or degree in special education.

For students in our Early Head Start and Head Start programs, coordination with the local education agency occurs to provide services for students with identified disabilities and their families. The program ensures that teachers and home visitors are familiar with the Head Start Early Learning Outcomes Framework: Ages Birth to Five and understand how to link the Framework with our curricula and assessment tool.

Staff Training, In-Service, and Orientation §1302.92(a), (b)(4) & (b)(5); 1302.101(b)(3)

Plattsmouth Community Schools Early Childhood Program implements a systematic approach to staff training and professional development that is designed to assist staff in acquiring or increasing the knowledge and skills needed to provide high-quality, comprehensive services (within the scope of specific job responsibilities). The following is provided to train staff on working with children with disabilities and their families:

- Training for education staff on best practices for supervision, use of program materials, and curricula that builds their knowledge base when working with students with disabilities including:
    - Access to trainings through ESU 3, The Autism Network, school psychologists, and regional trainings;
    - Training for paraeducators on best practices in special education within the first 90 days of employment in the early childhood program;
    - Training in special education for para-educators involved in the Child Development Associate (CDA) program; and
    - Regular classroom team meetings which include discussions on individual needs of students with special needs.

Transportation §1303.75

In accordance with Nebraska Rule 51 and Head Start Performance Standards, all students identified with a disability, as defined by Nebraska Rule 51, participating in a center-based program are eligible for free transportation provided by the program. Plattsmouth Community Schools Early Childhood Program contracts with First Student Bussing to provide transportation for all center-based students on an IEP. When being transported by the program, proper steps are taken to ensure safe transport (e.g., restraint systems, bus monitors, proper training for transportation staff, etc.)

Reviewed by Board of Education on 6/10/19, 3/9/2020; 3/8/2021;

Reviewed by Policy Council on 5/20/2019; 2/24/2020; 2/15/2021; 2/28/22; 4/3/23; 3/25/24, 1/27/25

2023-2024 Plattsmouth Community School District Head Start

December 2024

ANNUAL REPORT

Mission Statement: To create a foundation for success through creative, interactive, and intentional experiences that build positive relationships, develop independent problem solvers, and foster each child's learning potential while displaying empathy, tolerance, and appreciation of differences.

General Information

The Plattsmouth Community School District Head Start program has been actively involved in delivering developmental and comprehensive services to children and families for over 40 years. The comprehensive services include Health, Nutrition, Family Engagement, Early Childhood Development, Transition, School Readiness, and Disabilities Services.

The grantee for the Head Start program that operates in Cass County is the Plattsmouth Community School District (PCSD). The PCSD Board of Education serves as a governing body for the Head Start program and the Head Start Policy Council also provides governance, leadership, and guidance for the program.

PCSD Head Start is funded to serve 100 children and operates 7 classrooms. One classroom is located at Conestoga Elementary School in Murray and six classrooms are located in Plattsmouth at the Plattsmouth Early Childhood Center (PECC). The classroom in Murray operates full days for four days a week from the end of August through the end of May. The classrooms at PECC operate full days for five days a week from the end of August through the end of May. In September of 2015, PCSD Head Start started an Early Head Start program which is funded to serve 10 children/families in Cass County.

The 2022-2023 Head Start Annual Report was approved by the Plattsmouth Community School District Board of Education on 02/12/24 and the Head Start Policy Council on 02/19/24.

Week of the Young Child PinWheels in front of the building

Head Start

PCSD Head Start was funded for 100 slots during the 2023-2024 program year. The program cumulatively served 93 children throughout the program year. The chart below shows the cumulative percentage of 3 year old and 4 year old children enrolled in the Head Start program (age as of Aug. 13th, 2024).

Age of Children Enrolled in Head Start

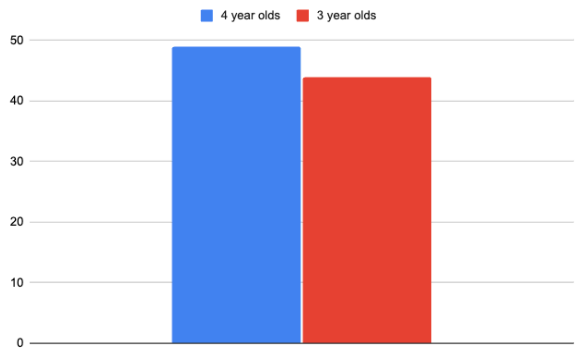

Children are eligible to enroll in Head Start due to the following factors: below 100% of the federal poverty level, homelessness, enrolled as a foster child, or child or family are eligible for federal assistance. The program is also able to accept up to 35% of enrollment as children whose families are between 101% and 130% of the federal poverty level and up to 10% of enrollment as children whose familles are over 131% of the federal poverty level. The chart below shows the enrollment by primary type of eligibility.

Eligibility Determination

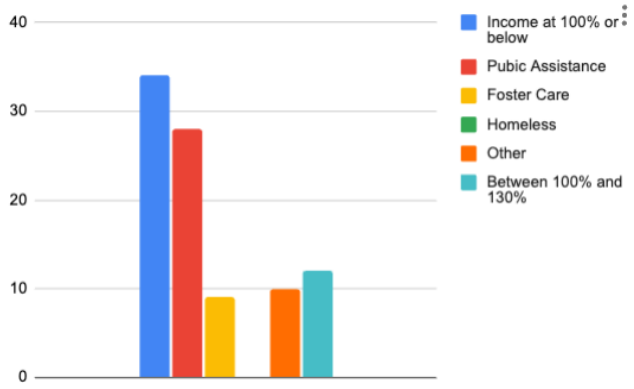

Of the 93 participants (cumulative) in the PCSD Head Start program during the 2023-2024 program year. 17% were Hispanic or Latino origin and 83% identified themselves as being of Non-Hispanic or Non Latino origin. In regards to race, 80 of the participants identified themselves as White. 10 participants identified themselves as biracial/Multi-racial, 0 as Black/African American, and 0 as Native Hawaiian or other Pacific Islander. There were no participants who identified themselves as Unspecified or Other, and 0 American Indian or Alaska Native, and 0 as Asian.

Ethnicity

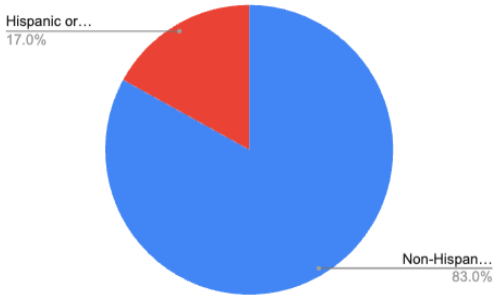

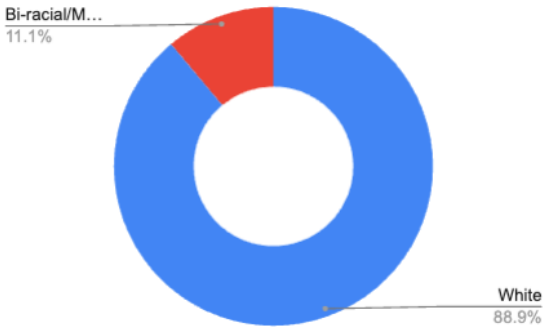

PCSD Head Start Health Program Services

The PCSD Head Start Program was funded for 100 children and served an average monthly enrollment of 93 children (93% of funded enrollment) during the 2023-2024 program year. The program served a cumulative enrollment of 93 children. The percentage of children that

received various health services during the 2023-2024 program year is listed in the graph and table below:

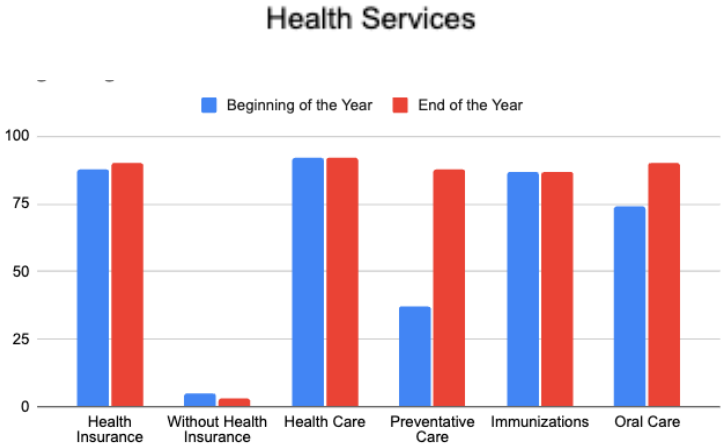

PCSD Early Head Start

Early Head Start was funded for 10 slots during the 2023-2024 program year. As of the end of May 2024, the program was serving 10 children. The cart below shows the percentage of total cumulative enrollment of 14, under 1 year old- 4 children, 1 year old - 4 children, and 2 years old- 3 children, enrolled in the Early Head Start program (age as of July 31st)

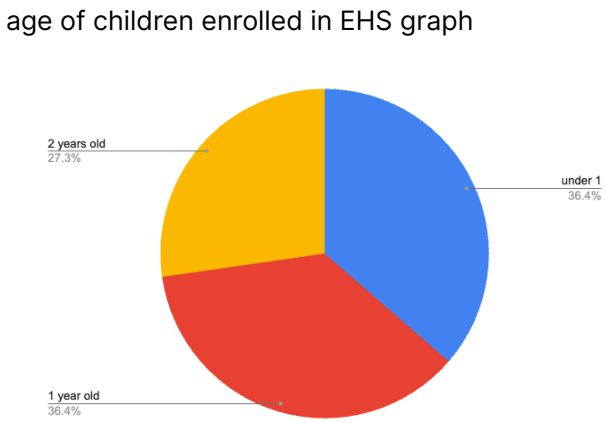

Infants, toddlers, and pregnant women are eligible to enroll in Early Head Start due to the following factors: below 100% of the federal poverty level, homelessness, enrolled as a foster

child, or child or family are eligible for federal assistance. The program is also able to accept up to 35% of enrollment as children whose families are between 101% and 130% of the federal poverty level and up to 10% of enrollment as children whose families are over 131% of the federal poverty level. The chart below shows the enrollment by primary type of eligibility.

primary type of eligibility in EHS

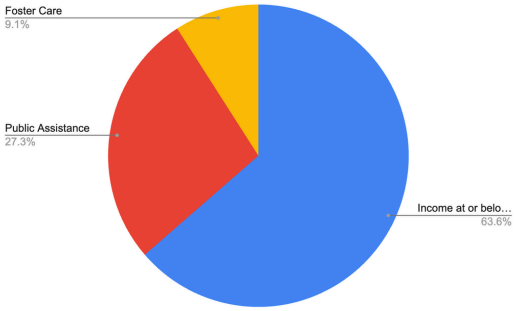

Of the 14 total participants (cumulative) in the PCSD Early Head Start program during the 2023-2024 program year, 13 identified themselves as being of Non-Hispanic or Non-Latino origin and 1 was Hispanic or Latino Origin. In regards to race, 9 of the participants identified themselves as White and 2 participants identified as Biracial/Multi-racial. 2 identified themselves as Asian. There were no participants who identified themselves as American Indian or Alaska Native, Black or African American, Native Hawaiian or other Pacific Islander, or Other.

Race and Ethnicity

PCSD Early Head Start Program Services

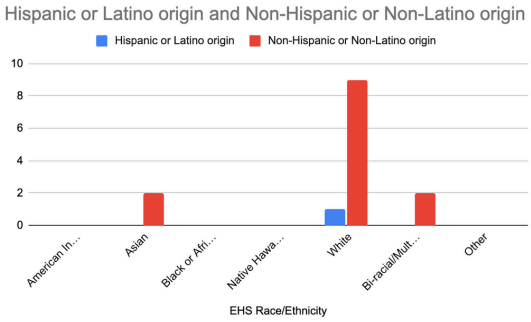

The PCSD Early Head Start program was funded for 10 infants/toddlers or pregnant women and served an average monthly enrollment of 10 (100% of funded enrollment) during the 2023-2024 program year. The program served a cumulative enrollment of 14 infants/toddlers

or pregnant women during the program year. The percentage of participants that received various services during the 2023-2024 program year is listed in the graph and table below:

Beginning of year services and end of year services

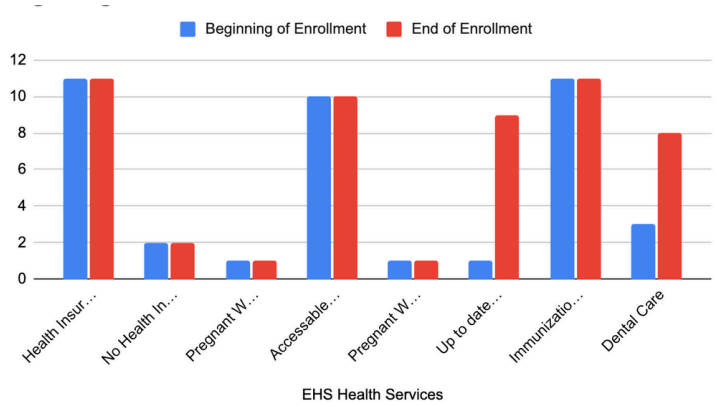

PCSD Head Start Program Financials

The total amount of public and private funds received for the 2023-2024 program year was

$2,072,415.00. The chart below outlines the percentage of funds received from each source.

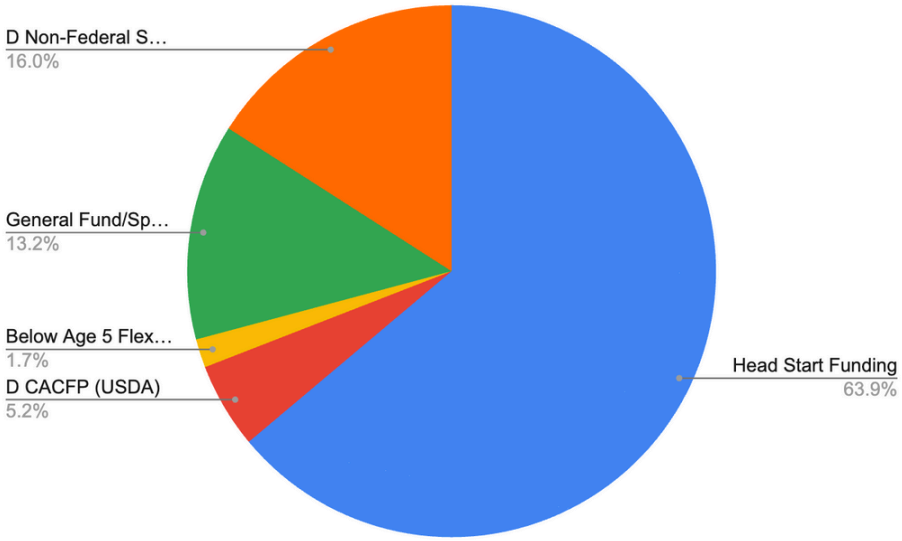

Head Start Funding	$1,324,512
D CACFP (USDA)	$108,000.00
Below Age 5 Flex Funding	$36,122.51
General Fund/Special Education	$272,652.62
D Non-Federal Share	$331,128
Total:	$2,072,415

The chart below outlines the percentage of funds expended in each budget category for the 2023-2024 program year.

HS budget for 2023-2024	
Personnel	$710,341
Fringe Benefits	$215,402
Travel/Training	$0
Facilities	$8,400
Supplies	$16,433
Other Operating Expenses	$92,103

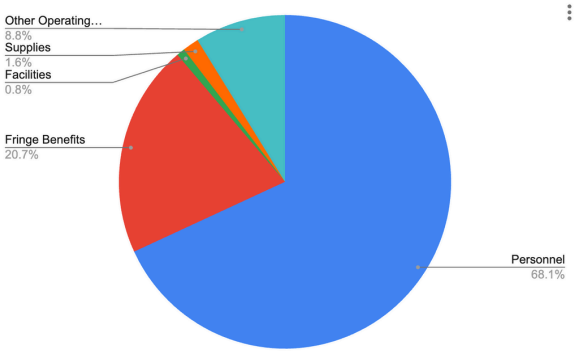

EHS budget for 2023-2024	
Personnel	$108,132
Fringe Benefits	$21,470
Travel/Training	$0
Facilities	$300
Supplies	$20,100
Other Operating Expenses	$13,390

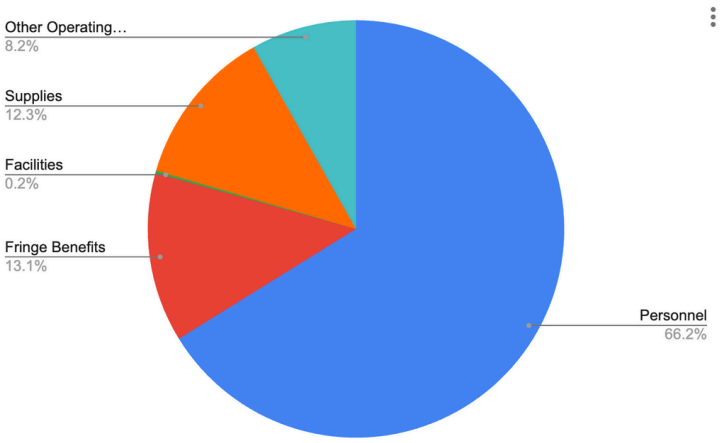

Proposed Annual Budget for September I, 2024 to August 3 I, 2025

Head Start Proposed budget for 2024-2025	
Personnel	$702,771
Fringe Benefits	$283,236
Travel/Training	$5,500
Facilities	$8,400
Supplies	$19,744
Other Operating Expenses	$109,720

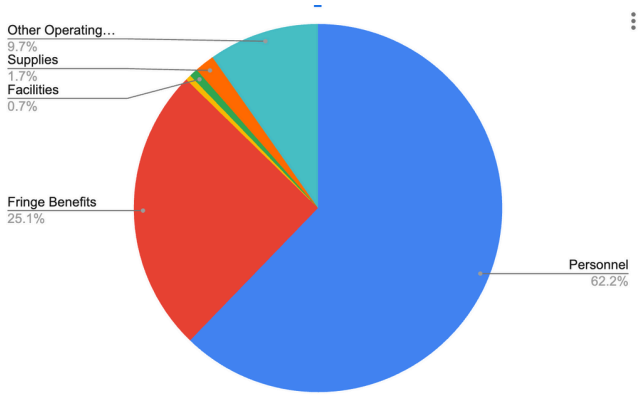

EHS Proposed budget for 2024-2025	
Personnel	$119,224
Fringe Benefits	$28,393
Travel/Training	$0
Facilities	$300
Supplies	$15,452
Other Operating Expenses	$13,390

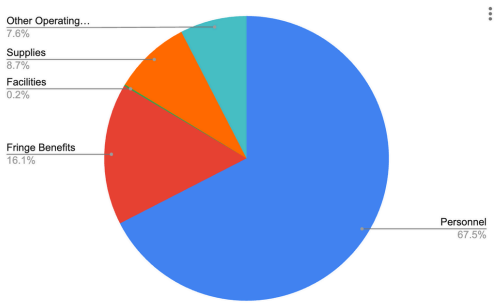

PCSD Head Start/Early Head Start Parent Involvement

Parent/family involvement is an important part of the PCSD Head Start program. Staff members worked with 79 (cumulative) enrolled families in Head Start and 12 (cumulative) enrolled families in Early Head Start to promote their involvement through the methods listed below.

- Two home visits by the classroom teacher
- Monthly Parent and Child Together (PACT)

- Two parent/teacher conferences at the activities (PACT) classroom center
- Community Outings
- Monthly Policy Council meetings
- Parent surveys
- Monthly Parent Committee meetings
- Big Buddy activities before or after school
- Parent Networking
- Parent orientation
- Self-Assessment
- Birth to Three Socializations Classroom volunteer opportunities

School Readiness Report HS and EHS 2023-2024

One of the primary goals of the PCSD Head Start program is to prepare children for success in their next school setting. To assist with that effort, the program has set the following school readiness goals that are in alignment with the Head Start Early Learning Outcomes Framework (HSELOF) and the Nebraska's Birth to Five Learning and Development Standards:

- **Social/Emotional Development**
  - Students will demonstrate improved healthy relationships by increasing their GOLD* social/emotional domain score by the spring checkpoint.
- **Cognitive and General Knowledge**
  - Students will demonstrate an improved knowledge of number concepts and operations by increasing their GOLD* mathematics domain score by the spring checkpoint. Not applicable for infants, ages birth to one year.
- **Language and Literacy Development**
  - Students will demonstrate increased knowledge of phonological awareness by increasing their GOLD* language domain and literacy domain scores by the spring checkpoint. Not applicable for infants, ages birth to one year.
- **Approaches to Learning**
  - Students will demonstrate positive approaches to learning by increasing their GOLD* cognitive domain score by the spring checkpoint.
- **Perceptual, Motor, and Physical Development**
  - Students will demonstrate improved physical development by increasing their GOLD* physical (fine and gross motor) domain score by the spring checkpoint.

* Refers to *Teaching Strategies* GOLD, an authentic, observational assessment system that is completed 3 times a year (fall, winter, and spring) to gather data on all areas of a child's development.

2023-2024 School Readiness - Head Start

The charts below show the data collected through the *Teaching Strategies* GOLD assessment during the fall, winter, and spring checkpoints for 3 year old and 4 year old children enrolled in PCSD Head Start during the 2023-2024 school year. The program goal is 85% of children to be within Widely Held Expectations on the *Teaching Strategies* GOLD assessment by the Spring checkpoint.

Cass County Head Start
School Readiness Data for 2023-2024

	Social & Emotional Dev w/in or above WHE		Cognitive & General Knowledge w/in or above WHE		Language & Literacy Dev w/in or above WHE		Approaches to Learning w/in or above WHE		Physical Dev & Health w/in or above WHE		Scientific Reasoning		Perceptual	
	S/E Domain		Mathematics Domain		Language Domain & Literacy Domain		Cognitive Domain		Physical (Gross & Fine Motor) Domain		Uses Scientific Inquiry Skills (Objective #24)		Demonstrates Knowledge of Self (Objective #29)	
	3's	4's	3's	4's	3's	4's	3's	4's	3's	4's	Emergent	Meets Program Expectations	Emergent	Meets Program Expectations
Fall	74%	67%	76%	69%	71%	84%	74%	74%	84%	71%	3's-84% 4's-92%	3's-0% 4's-6%	3's-75% 4's-92%	3's-11% 4's-8%
Winter	81%	89%	76%	93%	76%	93%	89%	95%	91%	99%	3's-92% 4's-92%	3's-0% 4's-6%	3's-78% 4's-70%	3's-16% 4's-28%
Spring	98%	89%	91%	93%	86%	94%	93%	95%	100%	100%	3's-89% 4's-57%	3's-7% 4's-43%	3's-84% 4's-49%	3's-16% 4's-51%

	Social & Emotional Dev w/in or above WHE			Cognitive & General Knowledge w/in or above WHE			Language & Literacy Dev w/in or above WHE			Approaches to Learning w/in or above WHE			Physical Dev & Health w/in or above WHE		
	S/E Domain			Mathematics Domain			Language & Literacy Domains			Cognitive Domain			Physical (Gross & Fine Motor) Domain		
	3 yr olds	New 4's	Returning 4's	3 yr olds	New 4's	Returning 4's	3 yr olds	New 4's	Returning 4's	3 yr olds	New 4's	Returning 4's	3 yr olds	New 4's	Returning 4's
Fall	74%	55%	78%	76%	70%	67%	71%	87%	81%	74%	65%	83%	84%	65%	76%
Winter	81%	89%	88%	76%	95%	91%	76%	95%	91%	89%	95%	95%	91%	100%	98%
Spring	98%	75%	95%	91%	95%	92%	86%	92%	96%	93%	95%	95%	100%	100%	100%
Increase of:	24%	20%	17%	15%	25%	25%	15%	5%	15%	19%	30%	12%	16%	35%	24%

	FALL	WINTER	SPRING
3's	50 students	54 students	45 students
1st Yr 4's	20 students	19 students	20 students
2nd Yr 4's	46 students	43 students	39 students
EL Students	3's - 3 students 4's - 3 students	3's - 3 students 4's - 3 students	3's - 4 students 4's - 3 students
Students on IEPs:	3's -18 students 4's- 16 students	3's -19 students 4's -16 students	3's- 19 students 4's- 17 students

LONG-TERM PRESCHOOL DATA
2011 - PRESENT

	Social & Emotional Dev w/in or above WHE				Cognitive & General Knowledge w/in or above WHE				Language & Literacy Dev w/in or above WHE				Approaches to Learning w/in or above WHE				Physical Dev & Health w/in or above WHE			
	S/E Domain				Mathematics Domain				Language & Literacy Domains				Cognitive Domain				Physical (Gross & Fine Motor) Domain			
	3 yr olds		4 yr olds		3 yr olds		4 yr olds		3 yr olds		4 yr olds		3 yr olds		4 yr olds		3 yr olds		4 yr olds	
	FALL	*SPRING*	*FALL*	*SPRING*	*FALL*	*SPRING*	*FALL*	*SPRING*	*FALL*	*SPRING*	*FALL*	*SPRING*	*FALL*	*SPRING*	*FALL*	*SPRING*	*FALL*	*SPRING*	*FALL*	*SPRING*
2024-2025	75%		69%		73%		59%		79%		71%		77%		71%		86%		75%	
2023-2024	74%	98%	67%	89%	76%	91%	69%	93%	71%	86%	84%	94%	74%	93%	74%	95%	84%	100%	71%	100%
2022-2023	69%	92%	74%	87%	73%	89%	70%	85%	74%	89%	81%	88%	80%	91%	74%	85%	90%	93%	81%	90%
2021-2022	67%	93%	55%	86%	70%	90%	65%	82%	72%	93%	70%	90%	74%	92%	65%	90%	89%	100%	80%	94%
2020-2021	73%	87%	71%	91%	64%	96%	43%	89%	69%	91%	78%	95%	73%	96%	74%	93%	95%	100%	80%	100%
2019-2020	80%	COVID	64%	COVID	78%	COVID	57%	COVID	71%	COVID	78%	COVID	76%	COVID	72%	COVID	96%	COVID	89%	COVID
2018-2019	88%	91%	53%	86%	78%	94%	28%	82%	66%	88%	66%	88%	80%	89%	58%	91%	97%	100%	80%	87%
2017-2018	87%	82%	53%	91%	78%	87%	28%	76%	73%	85%	62%	92%	87%	85%	69%	94%	87%	92%	75%	97%
2016-2017	88%	90%	74%	93%	74%	91%	53%	77%	79%	89%	73%	92%	79%	92%	79%	94%	89%	98%	86%	93%
2015-2016	85%	98%	56%	88%	81%	94%	36%	80%	73%	93%	69%	92%	79%	96%	48%	94%	93%	97%	85%	91%
2014-2015	76%	96%	63%	85%	70%	91%	66%	84%	70%	90%	74%	92%	69%	93%	65%	90%	84%	99%	78%	93%
2013-2014	77%	92%	51%	88%	73%	88%	46%	92%	65%	87%	67%	94%	72%	89%	67%	93%	87%	95%	72%	91%
2012-2013	77%	89%	58%	93%	66%	89%	70%	92%	71%	92%	86%	94%	86%	92%	73%	96%	93%	100%	92%	98%
2011-2012	82%	90%	69%	88%	68%	79%	62%	90%	75%	80%	75%	93%	77%	88%	78%	93%	Gold Data unavailable that year due to glich in Gold website			

Long-Term 4 Year Old Data
2017 - Present

	Social & Emotional Dev w/in or above WHE				Cognitive & General Knowledge w/in or above WHE				Language & Literacy Dev w/in or above WHE				Approaches to Learning w/in or above WHE				Physical Dev & Health w/in or above WHE			
	S/E Domain				Mathematics Domain				Language & Literacy Domains				Cognitive Domain				Physical (Gross & Fine Motor) Domain			
	1st yr 4's		2nd yr 4's		1st yr 4's		2nd yr 4's		1st yr 4's		2nd yr 4's		1st yr 4's		2nd yr 4's		1st yr 4's		2nd yr 4's	
	FALL	*SPRING*	*FALL*	*SPRING*	*FALL*	*SPRING*	*FALL*	*SPRING*	*FALL*	*SPRING*	*FALL*	*SPRING*	*FALL*	*SPRING*	*FALL*	*SPRING*	*FALL*	*SPRING*	*FALL*	*SPRING*
2024-2025	59%		80%		59%		60%		71%		71%		69%		73%		79%		76%	
2023-2024	55%	75%	78%	95%	70%	95%	67%	92%	87%	92%	81%	96%	65%	95%	83%	95%	65%	100%	76%	100%
2022-2023	65%	79%	83%	94%	50%	75%	91%	94%	69%	80%	93%	94%	65%	79%	83%	91%	69%	82%	92%	97%
2021-2022	56%	93%	57%	76%	67%	89%	65%	71%	70%	91%	72%	88%	59%	93%	74%	86%	78%	96%	87%	90%
2020-2021	71%	92%	71%	91%	43%	92%	42%	88%	86%	96%	71%	94%	86%	92%	63%	94%	71%	100%	88%	100%
2019-2020	79%	COVID	49%	COVID	58%	COVID	55%	COVID	87%	COVID	70%	COVID	84%	COVID	60%	COVID	89%	COVID	89%	COVID
2018-2019	45%	75%	75%	97%	20%	74%	50%	90%	50%	78%	81%	98%	45%	82%	72%	100%	65%	74%	89%	100%
2017-2018	29%	91%	66%	91%	18%	67%	34%	84%	50%	91%	69%	94%	59%	95%	76%	93%	59%	95%	82%	100%

	FALL	SPRING
1st Yr 4's	27 students	
2nd Yr 4's	47 students	
Students on IEPs:	1st yr - 2 students 2nd yr- 18 students	1st yr - 2nd yr-
EL Students	1st yr - 3 students 2nd yr- 3 students	1st yr - 2nd yr-

2023-2024 School Readiness - Early Head Start

The chart below shows the data collected through the *Teaching Strategies* GOLD assessment during the fall and winter checkpoints for children enrolled in PCSD Early Head Start during the 2023-2024 school year. The percentages listed in the chart indicate the percentages of children in each age category within or above Widely Held Expectations on the *Teaching Strategies* GOLD assessment for each of the listed domains.

Early Head Start Growth Report 2023-2024

	Social & Emotional Dev w/in or above WHE				Cognitive & General Knowledge w/in or above WHE				Language & Literacy Dev w/in or above WHE				Approaches to Learning w/in or above WHE				Physical Dev & Health w/in or above WHE			
	S/E Domain				Mathematics Domain				Language Domain & Literacy Domain				Cognitive Domain				Physical (Gross & Fine Motor) Domain			
	Birth to 1	1 to 2 yrs	2 to 3 yrs	3 yr olds	Birth to 1	1 to 2 yrs	2 to 3 yrs	3 yr olds	Birth to 1	1 to 2 yrs	2 to 3 yrs	3 yr olds	Birth to 1	1 to 2 yrs	2 to 3 yrs	3 yr olds	Birth to 1	1 to 2 yrs	2 to 3 yrs	3 yr olds
FALL SCORES	100%	50%	75%	NA	100%	100%	100%	NA	100%	75%	75%	NA	100%	100%	100%	NA	100%	100%	100%	NA
WINTER SCORES	NA	100%	100%	NA	NA	100%	100%	NA	NA	100%	100%	NA	NA	100%	100%	NA	NA	100%	100%	NA
SPRING SCORES	100%	100%	75%	NA	100%	75%	75%	NA	100%	88%	88%	NA	100%	100%	75%	NA	100%	100%	100%	NA

Demographics

Fall Data	*Birth to 1*: 3 students (2 students were too young to have the assessment done on them) (1 student on an IFSP) *1 to 2 yrs*: 2 students (1 student on an IFSP) *2 to 3 yrs*: 4 students *3 yrs*: 0 students
Winter Data	*Birth to 1*: 2 students (both too young to have the assessment done on them) *1 to 2 yrs*: 4 students (2 students on an IFSP) *2 to 3 yrs*: 3 students (2 students on an IFSP) *3 yrs*: 0 students
Spring Data	*Birth to 1*: 2 students (1 student on an IFSP) *1 to 2 yrs*: 4 students (2 students on an IFSP) *2 to 3 yrs*: 4 students (2 students on an IFSP) *3 yrs*: 0 students

The Office of Head Start (OHS) uses the Classroom Assessment Scoring System (CLASS©) Pre-K Teacher-Child Observation Instrument during its on-site reviews of grantees. CLASS© is organized into three domains: Emotional Support, Classroom Organization, and Instructional Support. In 2020, 78 Head Start grantees received CLASS© reviews and the mean (average) score for each CLASS© domain is represented in the chart below. The chart also shows information related to the seven PCSD Head Start classrooms during a CLASS© monitoring review conducted in April of 2016 and CLASS© scores from a staff review completed in the spring of 2021. The Office of Head Start (OHS) announced quality thresholds which represent OHS's expectation for all grantees regarding the quality of classroom learning environments as well as competitive thresholds for all three of the CLASS® domains.

CLASS Program-Wide Long Term Data

	Emotional Support		Classroom Organization		Instructional Support	
	Fall	Spring	Fall	Spring	Fall	Spring
2024-2025	6.62		6.2		2.22	
2023-2024	6.24	6.34	5.59	5.78	2.8	2.92
2022-2023	5.42	NA	5.45	NA	2.56	NA
2021-2022	6.1	6.17	5.24	5.56	2.48	3.78
2020-2021	6.02	6.24	5.55	5.71	3.08	3.15
2019-2020	6.16	COVID	5.7	COVID	3.13	COVID
2018-2019	6.3	6.14	5.64	5.67	3.44	3.19
2017-2018	6.04	6.35	5.76	6.06	3.76	4.07
2016-2017	5.9	5.87	5.14	5.27	3.03	3.13
2015-2016	5.79	5.84	4.95	5.07	3.06	3.52
2014-2015	5.56	5.95	4.95	5.12	3.24	3.52

PCSD Head Start Community Assessment

A comprehensive community assessment was completed for PCSD Head Start in February/March 2024. Policy Council and Board of Education members review the community assessment annually to reflect any significant changes including increased availability of publicly funded pre-kindergarten, rates of family and child homelessness, and significant shifts in community demographics and resources.

There have been few significant changes in the community demographics over the last five to ten years. The poverty rate has dropped from the county by 5%. However, families participating in SNAP have increased by 1.5% and children facing food insecurity have increased by 5%.

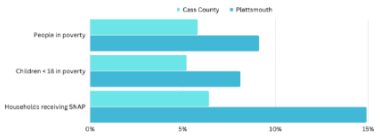

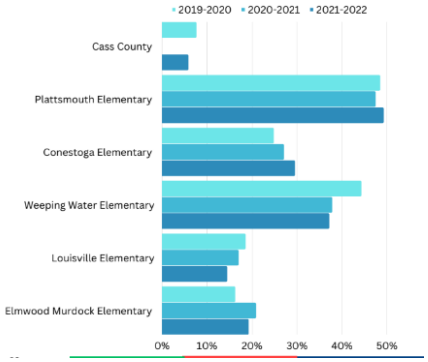

Area	Child Care (capacity)	Home Care (capacity)	Preschools (capacity)
• Plattsmouth	2 (120)	6 (66)	2 (140)
• Weeping Water	1 (22)	2 (22)	1 (45)
• Conestoga	1 (75)	0	0
• Elmwood	2 (129)	0	0
• Louisville	1 (70)	2 (20)	1 (39)

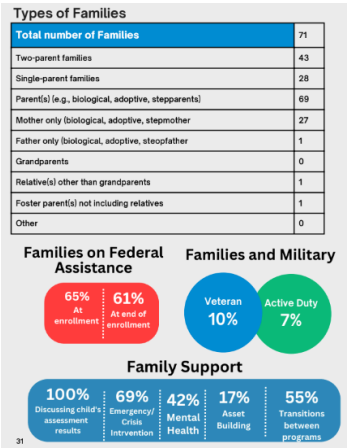

Types of Families

Total number of Families	71
Two-parent families	43
Single-parent families	28
Parent(s) (e.g., biological, adoptive, stepparents)	69
Mother only (biological, adoptive, stepmother	27
Father only (biological, adoptive, steopfather	1
Grandparents	0
Relative(s) other than grandparents	1
Foster parent(s) not including relatives	1
Other	0

2023-2024 Program Audit

Frankel Zacharia, LLC completed the audit for program year September I, 2023 to August 31, 2024. We have audited, in accordance with the auditing standards generally accepted in the United States of America and the standards applicable to financial audits contained in Government Auditing Standards issued by the Comptroller General of the United States, the financial statements of the governmental activities, the business-type activities, each major fund, and the aggregate remaining fund information of Cass County School District No. 1 (the District), as of and for the year ended August 31, 2024, and the related notes to the financial statements, which collectively comprise the District's basic financial statements and have issued our report thereon dated October 28, 2024.

The auditors reported that a key component of internal control over financial reporting is segregation of duties and due to the size of the District there is limited segregation of duties over bookkeeping, billing and accounting functions. The same individual routinely reconciles the bank statements, makes journal entries, and manages the general ledger functions. The District has determined that it is not cost beneficial to hire staff and utilizes the Superintendent and the Board of Education (BOE) to review and approve all expenditures to assist with segregation of duties. The BOE was informed of the audit findings at a regularly scheduled BOE meeting, Dec. 2024. Policy Council was informed on the audit findings at the regularly scheduled meeting on February 24, 2025.

Monitoring Information

From March 7, 2022 to March 10, 2022, the Administration for Children and Families (ACF) conducted a Focus Area Two (FA 2) monitoring review of the Plattsmouth Community School District Head Start & Early Head Start program. The FA 2 review allows the Office of Head Start to understand how programs are progressing in providing services in the 5-year grant cycle.

The final report was received on April 22, 2022 and there were no Opportunities for Continuous improvement, Areas of Concern, Areas of Noncompliance, or Deficiencies were identified.

Plattsmouth Community School District

Program-level Curriculum Change Proposal

Please type all but the signature portion of this proposal and turn it into the building principal.

Program Title: Visual Arts

Check one:

____ New program X Revised program ____ Replacement Program

Proposal Date: _____

Change Proposed by: Jaden Estes Carlson

Date presented to subject area team: 12/4/2024

Projected number of students impacted: approx. 240 Projected number of teachers impacted: 1

This approval section to be completed by office:

Building Principal Signature: _____

Director of Instructional Services Signature: _____

Superintendent Signature: Dr. Richard E. Asay

Board Approval Date: _____

Evaluation Date: _____

Progress Report Date: _____

Need for Program or Program Change

* Purpose of the change:

The purpose of the proposed curriculum change is to provide a more specialized, flexible, and in-depth visual arts education that better aligns with both student interests and current educational practices in art. By replacing the generalized Art 2 and Art 3 courses with semester-long, media-focused courses in painting, drawing, ceramics, and special topics, students can delve deeper into specific techniques and mediums, refining their skills and exploring personal expression more fully. Additionally, allowing these courses to be taken multiple times at various levels supports differentiated learning, fosters advanced skill-building, and prepares students more effectively for post-secondary art studies and career pathways in the visual arts.

Plattsmouth Community School District

Program-level Curriculum Change Proposal

*** How the change supports the district mission and improvement plan:**

The proposed curriculum change aligns with the district mission by fostering **Academic success** through specialized, media-based courses that encourage students to reach deeper levels of skill and understanding in visual arts. This structure enhances **Career readiness** by allowing students to build a robust portfolio and develop expertise in areas like painting, drawing, and ceramics, which are directly applicable to careers in the visual arts. Furthermore, the new format emphasizes **respectful Behavior** and collaboration, as beginner and advanced students learn together, creating an environment where students can share insights and support one another's artistic growth. Lastly, by offering a safe, supportive space for students to explore personal expression and creativity, this curriculum meets the district's commitment to a **Safe environment**, promoting confidence and critical thinking as students advance in their skills.

* Relevant assessment data that supports the need for the change (include NRT and CRT data as well as any relevant perceptual data-i.e. student interest data):

Plattsmouth Community School District

Program-level Curriculum Change Proposal

* Best-practice research that supports the change:

Best-practice research in art education supports the move toward specialized, media-based courses, as it emphasizes student engagement, skill progression, and real-world application:

Increased Engagement through Choice: Research by Stefanou, DiCintio, and Turner (2004) in the field of education suggests that providing students with choice enhances their engagement, autonomy, and motivation. Allowing students to select courses based on media specialization taps into this principle by giving them control over their learning paths, which can lead to greater investment in their work.

- *Source*: Stefanou, C. R., DiCintio, M., & Turner, J. C. (2004). Supporting autonomy in the classroom: Ways teachers encourage student decision making and ownership of their learning. *Educational Psychologist, 39*(2), 97-110.

Skill Development through Focused, Repeated Practice: Studies such as Ericsson, Krampe, and Tesch-Römer's (1993) research on deliberate practice emphasize the importance of focused, repeated practice in mastering a skill. This supports the proposal of offering repeatable, media-specific courses, as students can continue to develop advanced skills in a particular medium.

- *Source*: Ericsson, K. A., Krampe, R. T., & Tesch-Römer, C. (1993). The role of deliberate practice in the acquisition of expert performance. *Psychological Review, 100*(3), 363-406.

Preparation for Post-Secondary Art Programs and Careers: Research by Hetland et al. (2007) on "Studio Thinking" highlights the cognitive benefits of art education and the importance of discipline-specific skills that align with post-secondary art programs. Their work emphasizes how arts education prepares students for college-level work and careers by developing both technical skills and habits of mind, like reflection and critique.

- *Source*: Hetland, L., Winner, E., Veenema, S., & Sheridan, K. M. (2007). *Studio thinking: The real benefits of visual arts education*. Teachers College Press.

Peer Learning in Mixed-Level Classes: The concept of peer learning, supported by research from Vygotsky (1978), underscores the importance of social interaction in the learning process. Mixed-level classrooms offer opportunities for more experienced students to assist less experienced peers, which can accelerate learning for both groups.

- *Source*: Vygotsky, L. S. (1978). *Mind in society: The development of higher psychological processes*. Harvard University Press.

Plattsmouth Community School District

Program-level Curriculum Change Proposal

Program Overview

* Brief description of the program:

The restructured high school visual arts program offers a flexible, media-focused curriculum that allows students to explore and develop skills in specific areas of interest. The program begins with Art 1, a foundational, year-long course introducing essential art principles and techniques. After completing Art 1, students can select from semester-long, specialized courses in painting, drawing, ceramics, and special topics, each of which is designed to deepen their expertise in that medium. These courses are repeatable and available at beginner and advanced levels, allowing students to refine their skills and explore advanced concepts over multiple semesters.

Advanced and beginner students meet together, fostering a collaborative learning environment where students support each other and learn through both peer and instructor feedback. The program culminates in Art 4, a year-long portfolio development course that prepares students for college applications and career opportunities in the arts, helping them assemble a cohesive body of work that reflects their personal style and technical proficiency.

* How the new program fits into the current high school schedule:

Check appropriate information:

X Elective
X Required Program
____ Career Education Career field _____

- Program Courses: List all courses
  _____ Courses are listed in order of required completion
  _____ Courses are not ordered

Title of Course	# of credit hours	Year to Be Taught (Freshman, etc.)	New Course (yes or no)
Art 1 - Intro to Visual Arts			No
Painting			Yes
Drawing			Yes
Ceramics			Yes
Special Topics			Yes
Art 4 - Portfolio Development			No

Plattsmouth Community School District

Program-level Curriculum Change Proposal

*** Program outcomes, indicators, and enabling skills related to district and/or state standards:**

Program Outcomes:

The new curriculum fosters student growth in accordance with the Nebraska Fine Arts Standards by offering semester-long courses focused on specific media (painting, drawing, ceramics, and special topics). These courses allow students to develop deeper expertise and creativity while aligning with key outcomes, including:

- **FA 12.2.1**: Using the creative process to plan and implement aesthetic choices in artwork.
- **FA 12.2.4**: Synthesizing understanding of contemporary, historical, and cultural contexts in art and life.

The advanced-level courses that stack alongside beginner courses also enable students to:

- **FA 12.2.1.e**: Synthesize relationships between advanced techniques, skills, and craftsmanship.

Indicators:

- **Creative Process**: Students engage with multiple ideas, media, and techniques in each of the media-based courses. They develop and refine their personal artistic voice through repeated opportunities to practice and apply media-specific skills.
    - **FA 12.2.1.b**: Creating and communicating a personal voice with intention through a body of work.
    - **FA 12.2.1.c**: Connecting aesthetic theories to self-expression.
- **Presentation & Critique**: Courses such as drawing and ceramics require students to present their work, defend their aesthetic choices, and refine their critical thinking skills during group critiques, which mirror professional practices.
    - **FA 12.2.2.a**: Designing a personal artist statement.
    - **FA 12.2.3.d**: Critiquing and defending aesthetic choices in a visual image or message.

Enabling Skills:

- **Technical Mastery**: By offering repeatable courses with advanced levels, students can build mastery in specific media, as they progress through complex techniques and hone their craftsmanship, directly supporting:
    - **FA 12.2.1.e**: Synthesizing advanced skills in technique and craftsmanship.

- **Artistic Reflection**: Throughout the program, students will learn to reflect on their work, make stylistic choices, and connect their art to personal and cultural contexts.
  - **FA 12.2.4.d**: Connecting images, objects, and personal work to convey a story or connection to the world.

These outcomes ensure that students meet the state standards for creating, presenting, responding to, and connecting with art, while supporting district goals related to career readiness and academic success.

* Instructional approach:

The instructional approach in the proposed visual arts program is rooted in a scaffolded model of skill development, where technical skills are introduced progressively and built upon over time. Each course is designed to provide students with a structured pathway, starting with foundational techniques and gradually advancing to more complex skills. This ensures that students not only learn individual techniques but also understand how those skills integrate and evolve into mastery.

By scaffolding instruction, students begin with basic techniques in each medium—whether painting, drawing, or ceramics—and as they progress, they apply those skills in increasingly challenging and sophisticated ways. Each new concept is introduced once students have demonstrated proficiency with prior techniques, creating a solid foundation for advanced learning. This scaffolded approach allows students to continually build on their knowledge, strengthening both their technical abilities and their artistic confidence.

Repetition and practice are key elements of this process, ensuring students reinforce their skills through ongoing application. By offering repeatable courses at various levels, the program allows students to revisit and refine techniques, leading to greater mastery. The focus on incremental skill-building through scaffolding helps students develop a comprehensive technical skill set, preparing them for both personal artistic endeavors and potential careers in the visual arts.

* Cost projections (textbooks, equipment, materials, professional development, etc.):

The overall cost projections for the proposed curriculum changes are expected to be similar to the current program, with a few adjustments. The shift to semester-long, media-specific courses like painting, drawing, and ceramics will maintain existing material needs, though there may be a slight increase in costs for ceramics due to the higher volume of clay used as students engage more deeply with the medium.

One potential increase in expenses would occur if digital drawing is offered as part of the special topics course. To accommodate this, the program would need to purchase approximately 20 digital drawing pens, with each costing around $65, resulting in a total estimated expense of $1,300. This one-time equipment cost would provide students access to digital media, enhancing their skill set and preparing them for modern artistic practices.

Plattsmouth Community School District

Program-level Curriculum Change Proposal

* When will this program be offered? (each semester? every other semester? yearly? every other year?)

The new program structure will offer **Art 1 Intro to Visual Arts and Art 4 Portfolio Development as year-long courses**, ensuring foundational skill-building for beginners in Art 1 and a comprehensive portfolio development experience in Art 4. The **media-specific courses in ceramics, painting, drawing, and special topics** will be offered as **semester-long courses**. This semester structure allows students to focus intensively on each medium and provides flexibility to explore multiple media throughout their high school years. These semester-long courses will be available on a rotation.

* Impact on teaching staff (who will teach this course? How will it fit into their teaching schedule? Will new staff be required?)

There will be no impact on teaching staff with the proposed curriculum changes. Current staff will continue to teach these courses within their existing schedules, as the shift from year-long to semester-long courses in specific media can be managed within the current staffing structure. No additional staff will be required to implement the new program, as course offerings and scheduling will be adjusted to fit within the capabilities of the present teacher. .

* Impact on department courses or requirements:

The impact on department courses is that **Art 2 and Art 3 will be replaced** by semester-long courses in **ceramics, painting, drawing, and special topics**. This shift allows for more specialized skill development within each medium, providing students with targeted, in-depth learning experiences instead of the general progression previously offered in Art 2 and Art 3. This change does not increase overall credit requirements or alter departmental prerequisites but instead offers students greater choice and flexibility in building their skills across multiple media areas.

Plattsmouth Community School District

Program-level Curriculum Change Proposal

*** Method and time line for evaluating the impact of the curricular change:**

Evaluation Plan

1. **Pre-Implementation Baseline Data (Year 0)**
   - **Method**: Gather baseline data on current student outcomes in Art 2 and Art 3, including student performance, course enrollment trends, and feedback from students.
   - **Timeframe**: Completed prior to the launch of the new curriculum, during the final year of offering Art 2 and Art 3.
2. **Initial Implementation Feedback (Year 1)**
   - **Method**: Conduct surveys with students at the end of each semester to gather initial impressions and feedback on course structure, skill development, and student engagement.
   - **Timeframe**: End of each semester, with a comprehensive review at the end of Year 1.
3. **Skill and Progression Assessment (Year 1-2)**
   - **Method**: Track student performance across skill-based assessments in each media-focused course (painting, ceramics, drawing, and special topics). Compare these results with baseline data from Art 2 and Art 3 to measure technical growth and engagement.
   - **Timeframe**: Ongoing, with a full assessment completed at the end of Year 2.
4. **Enrollment and Retention Analysis (Years 1-3)**
   - **Method**: Analyze enrollment numbers, course repeat rates, and student retention within the art program. Increased repeat enrollments in advanced levels will indicate student satisfaction and engagement.
   - **Timeframe**: Reviewed annually to observe trends.
5. **Portfolio and Post-Secondary Preparedness Review (Year 3)**
   - **Method**: Review portfolios created in Art 4, noting the diversity of skills and media represented. Conduct exit surveys for Art 4 students on their preparedness for post-secondary programs.
   - **Timeframe**: End of Year 3, to capture data from students who experienced the full program progression.
6. **Comprehensive Review and Adjustment (End of Year 3)**
   - **Method**: Compile and analyze data from skill assessments, feedback, enrollment trends, and portfolio quality. Identify successes and any areas needing improvement.
   - **Timeframe**: End of Year 3, with a follow-up action plan for any necessary adjustments.

This plan provides both immediate and long-term insights, ensuring that the curriculum continues to meet educational goals and serves student needs effectively.

Plattsmouth Community School District

Program-level Curriculum Change Proposal

*** Deletions (if any) from the current curriculum or course catalog that should be made:**

Art 2 and Art 3

*Course syllabi are attached:

Quote

Date: January 2025 **Plattsmouth High School**

Quoted Price– Materials and Installation

Musco's SportsCluster® system as described below and delivered to the job site:

Football Stadium - ……. $199,000.00

*(360'x160', 40-foot candles, 4 existing poles, 10-**year warranty,** Control-Link®, Track lighting)*

Sales tax, and Bonding are not included.

Pricing furnished is effective for 60 days unless otherwise noted and is considered confidential.

System Description –Factory-built, wired, aimed, and tested lighting system includes:

- Remote electrical component enclosures
- Pole length wire harnesses
- Factory-aimed and assembled luminaires
- UL listed as a complete system

Control-Link® Control and Monitoring System

- Control and monitoring cabinet
- Remote on/off control
- Monitoring with 24/7 customer support
- Onsite dimming (high/med/low)

Environmental Light Control – control for neighbors and the environment

- Reduction of spill light and glare by 50% or more

Always Ready to Play – control assuring the results you expect

- Reduction of energy and maintenance costs by 40% up to 85% over typical 1500W HID equipment
- Product assurance and warranty program that includes materials and onsite labor, eliminating 100% of your maintenance costs for **10 years** on existing non Musco poles.

©2017, 2019 Musco Sports Lighting, LLC

Date: January 2025 **Plattsmouth High School**

Payment Terms

Musco's Credit Department will provide payment terms.

Email or fax a copy of the Purchase Order to Musco Sports Lighting, LLC: Musco's Credit Department will provide payment terms.

Musco Sports Lighting, LLC
Fax: 800-374-6402
Email: musco.contracts@musco.com

Delivery Timing

8 - 12 weeks for delivery of materials to the job site from the time of order, submittal approval, and confirmation of order details including voltage, phase, and pole locations.

Due to the built-in custom light control per luminaire, pole locations need to be confirmed prior to production. Changes to pole locations after the product is sent to production could result in additional charges.

Notes

- Shipment of the entire project together to one location
- Based on 480 Volt 3 Phase electrical system
- Structural code and wind speed = 2018 IBC, 115MPH Wind Zone and exposure: C
- The owner is responsible for getting electrical power to the site, coordination with the utility, and any power company fees
- This is assuming power is adequate and readily available
- **Based on Standard soil conditions – rock, bottomless, wet or unsuitable soil may require additional engineering, special installation methods and additional cost**
- Confirmation of pole locations prior to production

Thank you for considering our team for your sports lighting needs. Please contact me with any questions.

Brad Thompson
Musco Sales Representative
Musco Sports Lighting, LLC
Phone: 641.660.9554
E-mail: Brad.Thompson@musco.com

Project #242162

©2017, 2019 Musco Sports Lighting, LLC

TLC *for* LED®
Total Light Control™

MUSCO Lighting

We Make It Happen®

Keeping Good Lighting Affordable

With the emergence of LED sports lighting, facility owners are discovering that different manufacturers produce vastly different results.

The LED light source has distinctive challenges and advantages. To realize the full potential of LED lighting, it takes experience and a proven system for controlling and applying the unique characteristics of the diode in a sports setting.

With Musco's more than 45 years of experience—and over a decade of researching LED—our Team has looked at the combination of issues to achieve the best solution to meet your needs from structures, to quality of on-field light, to off-site impact, to energy and costs.

The result is a system that makes Musco's great lighting even better.

Better for players . . .
who want to perform their best and be able to track the entire flight of the ball.

Better for fans . . .
who want to see the game better and enjoy world-class light shows watching preps or the pros.

Better for neighbors . . .
who won't have light spill or glare in their homes or lights left on when not in use.

Better for the night sky . . .
with more light directed onto the field and less spilling above it.

Better for your budget . . .
an affordable system that's built to last and control operating costs.

And you won't have to worry about maintenance costs for up to 25 years.

©2016, 2022 Musco Sports Lighting, LLC · U.S. and foreign patent(s) issued and pending

A Unique System Design

5 Easy Pieces™ complete from foundation to poletop.

While other manufacturers produce single light fixtures, our system approach delivers better long-term reliability and trouble-free operation.

Whether it's Light-Structure System™ complete from foundation to poletop, or SportsCluster® System retrofitted to existing structures, we include lighting, structural, and electrical components designed to work together.

Our system provides a more protective environment for the LED's sensitive electronics, integrated grounding, surge protection, and remote drivers so servicing can be done from a step ladder, not a lift.

And we guarantee its performance for up to 25 years.

Control from the foundation to the poletop.

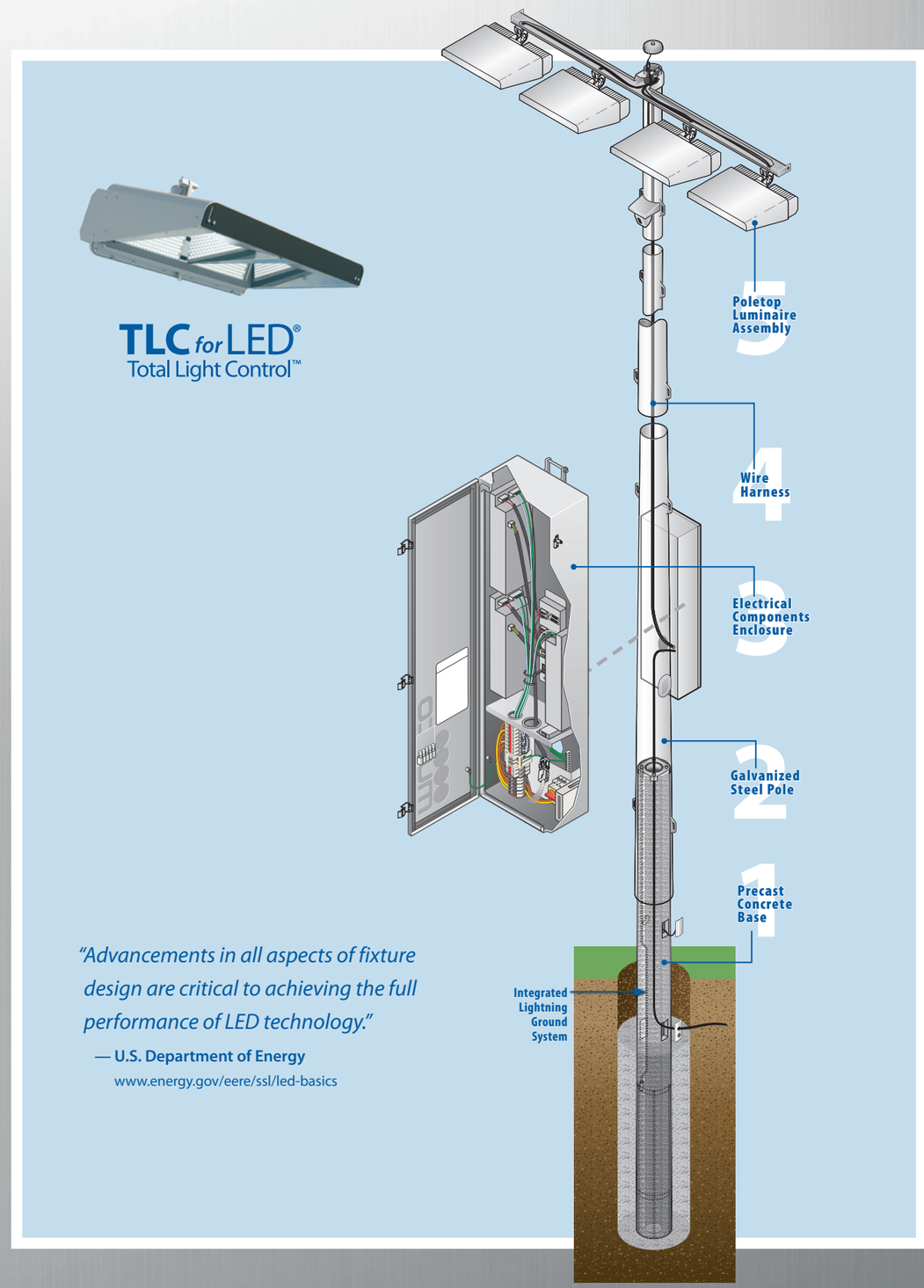

"Advancements in all aspects of fixture design are critical to achieving the full performance of LED technology."

— **U.S. Department of Energy**
www.energy.gov/eere/ssl/led-basics

A Better Night Game Experience

The key issues in sports lighting haven't changed—how do you put more light onto the field, spill less around it, protect the night sky, reduce glare, and ensure it performs when needed and withstands the elements.

Our TLC for LED® system delivers highly-controlled downward light from the poletop, along with precisely-targeted upward light from our BallTracker® luminaires. Together, this patented system illuminates the underside of a ball in flight, creates better contrast against the dark night sky, and creates unparalleled cut-off, preventing spill and glare from affecting the surrounding area.

And for an enhanced entertainment experience, Musco's strategically located color-changing luminaires and innovative light-to-sound synchronization capabilities create Big League light shows for players and fans at fields of all sizes.

This is why, when you walk onto a field lighted by Musco, it just looks better.

"Now you can actually see the seams of the baseball coming in at you, and you can pick up spin easier. BallTracker is really important because when the ball gets up into the air it keeps the ball white against the dark sky. So it helps a lot."

— Nate Esposito, Wilmington Blue Rocks (MiLB)

Control from the light source to the field.

Sahlen Field · Buffalo, New York, USA

With patented BallTracker® technology, players enjoy quality lighting, no glare, and better ability to track the entire flight of the ball.

Mount Rushmore · Keystone, South Dakota, USA

Pinpoint control from 1,100 feet away highlights the target area while preserving surrounding darkness.



University of Notre Dame · Notre Dame, Indiana, USA

Event lighting with dimming saves energy for high-usage, multi-use venues.

Estadio Tigres · Nuevo Leon, Mexico

Show-Light® theatrics and special effects enhance fan and TV experience.

A Solution Neighbors Will Love

Emitting light is easy, controlling it isn't. At Musco, we care as much about preserving darkness around your field as we do putting high-quality lighting onto it.

Our system's custom optics, designed around the LEDs, control and apply the light precisely where it's needed. And our patented fixture visoring greatly reduces glare at the light source.

This means no spill light or disruptive glare affecting neighboring homes, and the preservation of dark skies above. It's why our system could be installed at a large, multi-field sports complex located in close proximity to an international airport.

Our light control capabilities have made lighting possible at fields where, previously, it wasn't allowed due to community concerns.

Equal parameters used for each pole including on-field light produced, wattage, height, and aiming angle.

Control preserving the night sky.

"Glyndon Park is in a naturally wooded residential area. We didn't want to illuminate the homes of neighbors in the area. I initially wasn't supportive of putting in traditional lights. The product Musco has developed allows us to light this field, yet light nothing else around it."

— Parks and Recreation Director, Vienna, VA


Glyndon Park Little League, Vienna, Virginia, USA

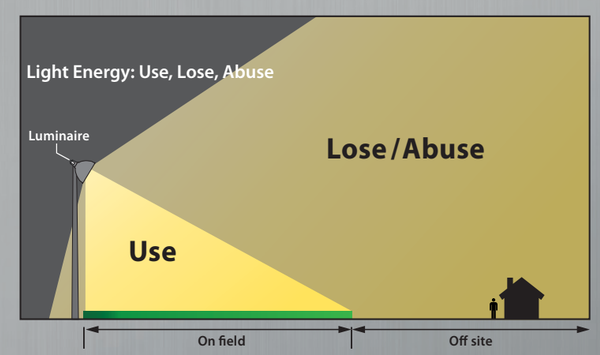



A Field That's Always Ready for Play

With the remote facility management of Musco's Control-Link® service, your field will always have light when it's needed.

You'll be able to instantly turn your lights on or off from anywhere, with the touch of a smart phone. Our Team at Control-Link Central™ will be there for you 24/7 to provide scheduling and monitoring support.

In fact, if a problem arises we'll likely know about it before you do, right down to the fixture. Here's a look at the service we provided customers in just the past year:

- ***Turned lights on/off remotely for more than 7.6 million events.***
- ***Conducted routine inspections and maintenance at over 11,000 fields.***
- ***Helped with scheduling and answered questions on over 297,000 calls, over 981,000 app sessions, and 1.3 million web site log-ins.***
- ***Traveled enough miles servicing fields to circle the equator 24 times.***

And with our 25-year parts and labor warranty, you'll have peace of mind for the next 9,125 days knowing that you'll pay zero maintenance costs, won't have headaches over staffing and managing your lights, and will be free from neighbors complaining about lights being left on.

Control assuring the results you expect.



Our R&D, customization, and application capabilities deliver solutions specific to each customer's needs.

"Musco called to let us know there was an issue before we knew we had a problem."

— **Stephen Cooke, CPRP, CYSA**
Greenville County Recreation Athletics Manager, Taylors, SC

Our regionally-based technicians provide prompt service for 25 years.

Our Control-Link service provides 24/7 proactive monitoring and the support of a fully staffed call center.

Musco's Light-Structure System™ performs in real world conditions ***for 25 years, guaranteed.***

We Make It Happen.®



Control

from foundation to poletop…

from the light source to the field,
preserving the night sky…

assuring the results you expect,
day 1…year 1…and for 25 years.

We Make It Happen®

www.musco.com
e-mail: lighting@musco.com
Phone: 800.825.6030

©2016, 2022 Musco Sports Lighting, LLC · U.S. and foreign patent(s) issued and pending · M-2182-enUS-4

Project Installations: **Nebraska - LED***

Football

Bellevue East High School
Bellevue, Nebraska

Bellevue West High School
Bellevue, Nebraska

Blair High School
Blair, Nebraska

Buell-Millard South High School**
Omaha, Nebraska

Chadron State College
Chadron, Nebraska

David City High School
David City, Nebraska

Elkhorn Middle School
Elkhorn, Nebraska

Fort Calhoun High School
Fort Calhoun, Nebraska

Grand Island High School
Grand Island, Nebraska

Holdrege High School**
Holdrege, Nebraska

Lexington High School
Lexington, Nebraska

Lincoln Christian School
Lincoln, Nebraska

Minden High School
Minden, Nebraska

Plainview High School
Plainview, Nebraska

Summerland High School
Neligh, Nebraska

University of Nebraska
Memorial Football Stadium
Lincoln, Nebraska

Wayne High School
Wayne, Nebraska

Westside High School
Omaha, Nebraska

Baseball

Bellevue East High School
Bellevue, Nebraska

Bellevue West High School
Bellevue, Nebraska

Bennington Baseball
Bennington, Nebraska

Buffalo Park
Springfield, Nebraska

Hackberry Park
Wahoo, Nebraska

Hebron Baseball
Omaha, Nebraska

Holdrege Ballfield Complex
Holdrege, Nebraska

Hooper Memorial Park
Hooper, Nebraska

Kearney Baseball
Kearney, Nebraska

Little Field at Valley Creek
Chappell, Nebraska

Oregon Trail Park Stadium
Gering, Nebraska

Oregon Trail Quad
Gering, Nebraska

Wayne City Baseball
Wayne, Nebraska

Other

Dorchester High School
Baseball with Football overlay
Dorchester, Nebraska

Leyton High School
8-Man Football
Dalton, Nebraska

Northeast Community College
Hawks Village
Basketball, Soccer & Volleyball
Norfolk, Nebraska

University of Nebraska
Basketball, Multi-purpose & Volleyball
Lincoln, Nebraska

Veterans Park
Pickleball Court
Grand Island, Nebraska

Tennis

Dewey Park Tennis Courts
Omaha, Nebraska

Millard West Tennis
Omaha, Nebraska

Waverly High School
Waverly, Nebraska

Softball

Anderson Ballpark
Ashland, Nebraska

Fuller Park
Pickrell, Nebraska

Hannibal Park
Beatrice, Nebraska

Gretna High School
Gretna, Nebraska

North Bend Central High School
North Bend, Nebraska

Papillion Softball
Papillion, Nebraska

Springfield City Park
Springfield, Nebraska

Multi-Field Complex

City of Palmyra Sports Complex
Palmyra, Nebraska

Elkhorn High School
Elkhorn, Nebraska

University of Nebraska
Vine St Fields
Lincoln, Nebraska

University of Nebraska Lincoln
East Campus Courts
Tennis & Basketball
Lincoln, Nebraska

Soccer

Gretna High School
Gretna, Nebraska

Papillion La Vista Senior High School
Papillion, Nebraska

*Partial Listing **Under Construction Show-Light+ Show-Light RGBW Retrofit

©2023 Musco Sports Lighting, LLC

INTERFUND BORROWING RESOLUTION

BE IT RESOLVED by the Board of Education of this school district that in accordance with Nebraska Administrative Code Title 92, Chapter 2, Section 003.04C, Neb. Rev. Stat. § 79-1070, Neb. Rev. Stat. § 13-510, and other Nebraska laws and regulations, the board may transfer and borrow money in the amount of seventy percent of the unexpended balance of total anticipated receipts of the general fund, special building fund, bond fund, or qualified capital purpose undertaking fund for the current school fiscal year and if applicable the following school fiscal year; and

BE IT FURTHER RESOLVED that the Board of Education of this school district hereby finds and determines that due to anticipated equipment replacement and financing needs, the various funding sources, and other unanticipated circumstances and unforeseen emergencies, there is temporarily insufficient money in this school district's depreciation fund to meet current and/or anticipated future expenditure requirements of such fund for the current school fiscal year and if applicable, the following school fiscal year; and

BE IT FURTHER RESOLVED that the Board of Education of this school district hereby finds and determines that it is necessary to borrow money from the school district's special building fund, or other permissible funds, for the school district's depreciation fund in order to meet the depreciation fund's current and/or anticipated future expenditure requirements for the proposed field lighting replacement project as there is a temporary shortfall in the depreciation fund for the current school fiscal year and if applicable, the following school fiscal year; and

BE IT FURTHER RESOLVED that the Board of Education of this school district hereby finds and determines that the school district desires to and shall for not more than two school fiscal years from the date hereof, transfer and borrow up to $199,000.00 from the special building fund, or other permissible funds, for the depreciation fund.

BE IT FURTHER RESOLVED that such interfund transfer and borrowing or loan shall be made without interest and shall mature and be paid back in not more than two school fiscal years from the date thereof.

BE IT FURTHER RESOLVED that the Superintendent of this School District or the Superintendent's designee is further hereby authorized and directed to take or cause to be taken all action necessary to accomplish this transaction, and to sign, or cause to be signed, and to deliver any and all necessary documents in such regard and to pay back the transfer and interfund borrowing or loan by maturity in accordance with law and this resolution.

BE IT FURTHER RESOLVED that to the extent necessary or required such actions shall be registered on the books kept by the treasurer of the school district, and money transfer or borrowed pursuant to this resolution shall be paid out of funds collected for the current school fiscal year and if applicable, the following school fiscal year prior to payment of any other warrant or note registered subsequent to this resolution.

THE ABOVE RESOLUTION having been read in its entirety, member _____ move for its passage and adoption, member _____ seconded same. After discussion and a roll call vote, the following members voted in favor of passage and adoption of the above resolution: _____ _____ _____.

The following members voted against same: _____ _____.

The following members were absent or not voting: _____ _____.

THE ABOVE RESOLUTION, having been consented to by more than a majority of the members of the Board of Education of this school district at a duly called meeting of the Board of Education held in full compliance with the Public Meetings Law, was declared as passed and adopted by the Board President.

DATED this 10th day of February, 2025.

CASS COUNTY SCHOOL DISTRICT 13-0001, A/K/A, PLATTSMOUTH COMMUNITY SCHOOLS

By: _____
Board President

ATTEST:

_____
Secretary

2025 NASB FINANCE WORKSHOPS

BUDGET & FINANCE WORKSHOPS

MARCH 4 - KEARNEY MARCH 11 - CRETE

APRIL 9 - NORFOLK

AMPLIFIED FINANCE WORKSHOP

MARCH 27 - KEARNEY

NASB
Nebraska Association of
SCHOOL BOARDS

WORKSHOP REGISTRATION

REGISTER NOW FOR THE BUDGET & FINANCE WORKSHOPS

$ 75

March 4 - Holiday Inn Kearney
110 2nd Avenue, Kearney, NE
Registration Deadline - February 27

March 11 - Crete Public Schools
930 Main Ave, Crete, NE
Registration Deadline - March 6

April 9 - Norfolk Country Club
1700 N. Riverside Blvd, Norfolk, NE
Registration Deadline - April 4

REGISTER NOW FOR THE AMPLIFIED FINANCE WORKSHOP

$ 100

March 27 - Younes South, Kearney
416 Talmadge St, Kearney, NE 68845
Registration Deadline - March 21

To Register:

- Go to https://nasb.enviseams.com/ and log in using your email and password.
- If you do not have an email and password to log in or have forgotten it, please contact NASB at 402-423-4951 for assistance.
- $25 cancellation fee by the registration deadline. No refunds after the deadline.

Registration fees for the Workshops are as follows:

BUDGET & FINANCE - NASB MEMBER	$75
AMPLIFIED - NASB MEMBER	$100
NON-NASB MEMBER	$200
CANCELLATION FEE	$25

Suggested Audience:

- School Board Members, Superintendents, ESU Administrators, Business Managers

NASB FINANCE WORKSHOPS

Both new and veteran school board members must have a fundamental understanding of school finance. Superintendents, business managers, and bookkeepers are required to have a deep and comprehensive understanding of finance because taxpayers and citizens are asking districts to provide more detailed information about their finances. These workshops will feature Carl Dietz and Matt Fisher, two school finance experts, who will structure the presentation around all aspects of the school district finance.

BUDGET & FINANCE WORKSHOPS

4:00 PM - Registration 4:30 PM - Workshop & Dinner 8:30 PM - Adjourn

1. Understanding TEEOSA and other forms of state aid
2. Restrictions placed on school finances
   - Levy limits; Budget Authority; Revenue Cap; Joint Public Hearing
3. Importance of cash reserves
4. Having a long term financial plan and a capital replacement schedule
5. Discussion of financial information that should be provided to board members and the community, including samples and legal posting requirements for board meeting notices, financial reports and minutes
6. The budgeting process is not a 'one and done' activity, rather it's something that needs to be discussed throughout the entire year

AMPLIFIED FINANCE WORKSHOP - MARCH 27

10:00 AM - Registration 10:30 PM - Workshop & Lunch 4:30 PM - Adjourn

1. Review all of the funds
2. Understanding TEEOSA, Foundation aid, and other forms of state funding
   -Impact on equalized and nonequalized districts
3. Perform a detailed NDE budget for all funds
4. Prepare a line item budget for all receipts and expenses
5. How to prepare a five-year projection of receipts, expenses, and cash balance
6. Payroll preparation
7. Building a capital replacement schedule
8. How to build a cost group spending comparability spreadsheet
8. Impact of financial restrictions such as the Joint Public Hearings, Budget Authority, and Revenue Caps.

15 AWARDS OF ACHIEVEMENT POINTS EARNED BY ATTENDING

NASB
Nebraska Association of
SCHOOL BOARDS

1311 STOCKWELL STREET
LINCOLN, NE 68502
WWW.NASBONLINE.ORG