

Regular Board of Education Meeting

May 26, 2026 5:00 PM

Robert J. Smallridge School Administration Building

I. Call to Order

II. Pledge of Allegiance and Presentation of Colors

III. Approval of Agenda

IV. Special Reports/Presentations

A. Good News

B. Recognition of Oak Ridge Schools Retirees

C. Oak Ridge Schools Student Recognition Award - Leah McVay

V. Public Forum

VI. Consent Agenda

A. Board Minutes 04-27-26, 05-11-26, 05-18-26

B. ORHS Orchestra Field Trip to Orlando, FL

C. ORHS Girls Basketball Field Trip to Gulf Shores, AL

D. ORHS Baseball Field Trip to Murfreesboro, TN

E. ORHS NJROTC Field Trip to Morristown, TN

F. ORHS NJROTC Field Trip to Gainesville, GA

VII. Items for Action

A. Adoption of FY27 Budget - Second Reading

B. FY26 Preschool Head Start Self-Assessment

C. FY26 Summer Learning Camps

D. FY26 Budget Transfer #3 & Amendment #1 - First Reading

E. FY27 Classroom Fees

F. FY27 Consolidated Funding Application

G. FY27 Perkins Reserve Grant Application

H. FY27 Behavioral Partnership Support Grant

I. Board Policy 3.600 Insurance Management - First and Second Reading

J. Purchase of Replacement Maintenance Fleet Vehicle

K. Purchase of ORHS Art Tables

VIII. Items for Information

A. FY27 Board of Education Meeting Calendar

B. Legislative Update

C. Financial Report - April 2026

D. Enrollment & Attendance

IX. Items for Discussion

X. Old Business

XI. New Business

XII. Communications

XIII. Adjournment

OAK RIDGE SCHOOLS
CAMPUS LEAVE REQUEST – Overnight Trip

Accommodations: Overnight lodging for students must be appropriately selected with student safety, quality of accommodations, cost, and location to events as central considerations. Students should be appropriately assigned to rooms and an overnight adult supervision and contact plan should be established and communicated to students.

School: Oak Ridge High School Date: 4/22/2026

The following group requests permission to leave the school campus to participate in the educational activity indicated below. Parental permission will be obtained for each student.

Class/Group Requesting Permission: Orchestra and Orchestra Honors

Educational Activity: Music Festival, Assessment, and Competition.

Destination: Orlando, Florida.

Purpose of Trip: Worldstrides Heritage Festival

Departure Date: 3/10/2027 Departure Time: 5:00am

Return Date: 3/14/2027 Return Time: 11:00pm

Mode of Transportation: Charter Bus

First Student Transportation Contractor School System Van Air Travel

NOTE: Only ORS employees are authorized to drive school system vans.

School System Van – Name of Driver: _____

Driver's License Verified by: _____ Attach copy of driver's license

Transportation Contractor: _____ Phone #: _____

(Only approved transportation companies may be used. Refer to ORS website for list of approved companies)

Air Travel Flight #'s: _____

Hotel/Motel Name: Dockside Inn & Resort


Address: 1160 Seaway Dr

City: Fort Pierce State: FL Zip: 34949

Phone: (407)503-4000 Contact Person: Carlos Hernandez

Number of Nights: 4 Hotel Rating: 3

Name of School Sponsor/Date: Carlos Hernandez

Signature of School Sponsor:  Cell #: (787)367-5823

Minimum requires teacher to student ratio:

PreK – 3 yr olds 1:4 K-2nd 1:6 3rd-4th 1:10 5th-8th 1:12 9th-12th 1:15
4 yr olds 1:6

of Students: 40

of Adults: 10

Chaperone/Student Ratio: 4-1

Professional Staff Chaperone(s)

1. Name: Carlos Hernandez Cell #: (787)367-5823

2. Name: _____ Cell #: _____

3. Name: _____ Cell #: _____

4. Name: _____ Cell #: _____

Other Chaperone(s):

1. Name: _____ Cell #: _____

2. Name: _____ Cell #: _____

3. Name: _____ Cell #: _____

4. Name: _____ Cell #: _____

Field Trips which exceed \$25,000 or involve out of the country travel require School Board approval, regardless of fund raising, Booster Club participation or other contributions. Please follow these guidelines when requesting approval of such trip:

1. Submit an "Item for Action" for the Board Agenda (Principals have directions on submitting Board Agenda items).
2. Attach as documentation the following items"
 - Completed Campus Leave Request
 - Details of Trip/Itinerary
 - Justification/Explanation of Cost (per student/chaperone/total)
 - Financial Arrangements for students who cannot afford trip (if any)
 - Insurance Details
 - Out of country travel requires a release for each student participant

Financial Arrangements: (please indicate method)

No Cost Paid by Students Paid by School Paid by School System

Substitute Required Acct to be charged for Substitute _____

\$ 1,352 Per Student TOTAL TRIP AMOUNT: \$ 64,893

Provisions for those students unable to pay: _____
Orchestra Boosters will be actively doing fundraising activities to keep the cost as low as possible and make it so that most (if not all) students can participate on the trip.

Other information, comments, and special arrangements: (foreseeable hazards must be identified)

Staff Member: Carlos Hernandez

Date: 4/22/2026

Athletic Director: _____

Date: _____

This Section for Athletic Trips Only

At the high school level up to three events and/or tournaments per season can involve an overnight trip. However, no more than one day of school may be missed for these trips. (Under certain conditions, the Superintendent of Schools or designee may approve additional events.? These trips must be paid entirely from funds outside the Oak Ridge High School Athletic Department. TSSAA Tournament games would be an exception to this policy. (All overnight trips involving middle school athletics require Superintendent or designee approval.)

Number of overnight trips (including this request) requested during the current school year: _____

Athletic Director Signature: _____

Date: _____

Principal's Action: Approved: Disapproved:

Principal's Signature: Beth J...

Date: 4.28.26

Superintendent or Designee's Action: Approved: Disapproved:

Superintendent or Designee's Signature: _____ Date: _____

Board Approval Date (if required): _____



Oak Ridge Schools – Campus Leave/Field Trip Permission Form

Name of Group: Carlos Hernandez

Destination: Orlando, FL, 32819

Mode of Transportation: Bus Purpose: Music Festival, Assesment, Competition

Date: 3 / 10 / 2027 Time: 5:00am to Date: 3 / 14 / 2027 Time: 11:00pm

Expected Number of Participants: 40 Expected Number of Chaperones: 10

Teacher/Sponsor of Trip: Carlos Hernandez

Principal Signature: *Beth J.* Date: 4/22/2026

Fee Requested (if any)*
 *In the course of learning throughout the school year, there are always opportunities to go above and beyond what the basic curriculum requires. In such cases, it is customary for the school to request a fee in order to cover the cost of these enhancements. These fees are in no way required and your child will not be denied the opportunity to participate or benefit from any curricular offering as a result of not paying a requested fee. The fees simply allow the district to offset the cost of any additional opportunities.

PARENT: Please separate this form and return to : _____ by: _____
 (Teacher) (Date)

My child _____ has my permission to go on the Oak Ridge Schools field trip as described above. He/She will abide by the rules of Oak Ridge School and any special rules of the sponsor.

I have read and understand the activities my child will be involved with on this field trip. I understand that the Oak Ridge School System will provide adequate supervision, but as with any activity, injuries may occur. The School System is responsible only for injuries that result from the negligence of their staff. With my signature, I also authorize emergency medical treatment for my child.

I will be responsible for the damage to personal property of others or injury to other people caused by my son/daughter.

 Parent/Guardian (printed)

 Parent/Guardian (signature) Date _____

Please provide 2 Emergency Contact Phone Numbers

_____ Name/Relationship	_____ Number
_____ Name/Relationship	_____ Number

Orlando Heritage Festival

SAMPLE DAY-BY-DAY ADVENTURE | 5 DAY/4 NIGHT

March 10-14, 2027

DAY 1 – WEDNESDAY

- Arrive in Orlando
- Hotel check-in
- Dinner on Own

DAY 2 – THURSDAY

- Breakfast at the hotel
- AIM Experience Masterclass (Could be Thursday or Friday)
- Enjoy Universal Studios +Epic
- Lunch on Own
- Dinner on Own

DAY 3 – FRIDAY

- Breakfast at the hotel
- AIM Experience Masterclass (Could be Thursday or Friday)
- Enjoy Universal Studios +Epic
- Lunch on Own
- Dinner on Own

DAY 4 – SATURDAY

- Breakfast at the hotel
- Festival Performance – Your festival performance and on-stage clinic will happen on either Friday or Saturday with warm-up in private rehearsal space prior. You are welcome and encouraged to watch other groups perform as well.
- Lunch On Own
- Enjoy Universal Studios +Epic
- Dinner on Own
- Exclusive Awards Ceremony at Universal Studios

DAY 5 – SUNDAY

- Breakfast at the hotel
- Depart for home!

Itinerary provided is a sample only. We cannot guarantee specific dates and times for certain activities until closer to your trip's departure. You'll work with your Account Manager to finalize your group's itinerary details.

OAK RIDGE SCHOOLS
CAMPUS LEAVE REQUEST – Overnight Trip

Accommodations: Overnight lodging for students must be appropriately selected with student safety, quality of accommodations, cost, and location to events as central considerations. Students should be appropriately assigned to rooms and an overnight adult supervision and contact plan should be established and communicated to students.

School: Oak Ridge High School Date: 05/04/2026

The following group requests permission to leave the school campus to participate in the educational activity indicated below. Parental permission will be obtained for each student.

Class/Group Requesting Permission: Oak Ridge High School Girls Basketball

Educational Activity: Holiday Basketball Tournament

Destination: Gulf Shores Alabama

Purpose of Trip: Competition

Departure Date: 12/27/26 Departure Time: 7:00 AM

Return Date: 12/30/26 Return Time: 11:00 PM

Mode of Transportation: Parent Drivers or Approved Charter (based on Fund Raising)

First Student Transportation Contractor School System Van Air Travel

NOTE: Only ORS employees are authorized to drive school system vans.

School System Van – Name of Driver: _____

Driver's License Verified by: _____ Attach copy of driver's license

Transportation Contractor: TBD or Approved Parent Drivers Phone #: _____
(Only approved transportation companies may be used. Refer to ORS website for list of approved companies)

Air Travel Flight #'s: _____

Hotel/Motel Name: Comparable to Attached Lodging


Address: _____

City: _____ State: _____ Zip: _____

Phone: _____ Contact Person: _____

Number of Nights: 3 Hotel Rating: _____

Name of School Sponsor/Date: Kevin Tubbs

Signature of School Sponsor:  Cell #: 2059154922

Minimum requires teacher to student ratio:

PreK – 3 yr olds 1:4 K-2nd 1:6 3rd-4th 1:10 5th-8th 1:12 9th-12th 1:15
4 yr olds 1:6

of Students: 15 # of Adults: 3 Chaperone/Student Ratio: 1:5

Professional Staff Chaperone(s)

1. Name: Assistant Coach (TBD) Cell #: TBD
2. Name: JT Estep Cell #: 8653043855
3. Name: Kevin Tubbs Cell #: 2059154922
4. Name: _____ Cell #: _____

Other Chaperone(s):

1. Name: _____ Cell #: _____
2. Name: _____ Cell #: _____
3. Name: _____ Cell #: _____
4. Name: _____ Cell #: _____

Field Trips which exceed \$25,000, involve out of the country travel, out of state travel or overnight stay require School Board approval, regardless of fund raising, Booster Club participation or other contributions. Please follow these guidelines when requesting approval of such trip:

1. Submit an "Item for Action" for the Board Agenda (Principals have directions on submitting Board Agenda items).
2. Attach as documentation the following items"
 - Completed Campus Leave Request
 - Details of Trip/Itinerary
 - Justification/Explanation of Cost (per student/chaperone/total)
 - Financial Arrangements for students who cannot afford trip (if any)
 - Insurance Details
 - Out of country travel requires a release for each student participant

Financial Arrangements: (please indicate method)

No Cost Paid by Students Paid by School Paid by School System

Substitute Required Acct to be charged for Substitute _____
\$ 0.00 Per Student TOTAL TRIP AMOUNT: \$ 7500

Provisions for those students unable to pay: Lady Wildcats Booster Club

Other information, comments, and special arrangements: (foreseeable hazards must be identified)

Oak Ridge Girls Basketball Gulf Shores Itinerary

12/27/26

7:00 am Depart for Gulf Shores
3:00 pm Arrive at Gulf Shores and Check In
5:00 pm Pizza Dinner – (Beach House)
10:00 pm Lights Out

12/28/26

8:00 am Breakfast – (Beach House)
10:00 am Depart for Gulf Shores High School Competition (Lunch at GSHS)
4:00 pm Return to Beach House
6:00 pm Depart Beach House for Dinner at Tacky Jacks
8:00 pm Return to Beach House
10:00 pm Light Out

12/29/26

8:00 am Breakfast – (Beach House)
10:00 am Depart for Gulf Shores High School Competition (Lunch at GSHS)
4:00 pm Return to Beach House
6:00 pm Depart Beach House for Dinner at TBD (based on game time)
8:00 pm Return to Beach House
10:00 pm Light Out

12/30/26


8:00 am Breakfast – (Beach House)
10:00 am Depart for Gulf Shores High School Competition (Lunch at GSHS/Check Out)
2:30 pm Depart Gulf Shores
11:00 pm Oak Ridge High School



[← See all properties](#)

[Share](#)

[Save](#)



[Overview](#) [Amenities](#) [Host](#) [Policies](#)

Entire home

6BR Gulf & Lagoon view beachfront home



No reviews yet

But don't worry, we're on call to make sure your stay goes smoothly. That's the VrboCare™ promise.

Highlights for your group trip



Discover nearby landmarks
Near West Beach



6 bedrooms



6+ bathrooms



Sleeps 34

Popular amenities



Onsite parking available



Washer



Outdoor grill



Kitchen



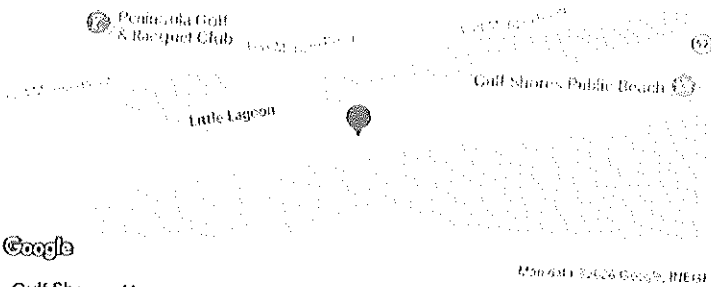
Air conditioning



Balcony

[See all property amenities >](#)

Explore the area



Lagoon Pass Park



West Beach



Gulf Shores Beach

[See all about this area >](#)

1 min walk

14 min walk

1 min drive



Gulf Shores, AL

[View in a map >](#)

Map data ©2025 Google, INEGI

Always verify booking dates when displayed

11 pages

OAK RIDGE SCHOOLS
CAMPUS LEAVE REQUEST – Overnight Trip

Accommodations: Overnight lodging for students must be appropriately selected with student safety, quality of accommodations, cost, and location to events as central considerations. Students should be appropriately assigned to rooms and an overnight adult supervision and contact plan should be established and communicated to students.

School: Oak Ridge High School Date: 5/12/2026

The following group requests permission to leave the school campus to participate in the educational activity indicated below. Parental permission will be obtained for each student.

Class/Group Requesting Permission: Baseball

Educational Activity: State Baseball Tournament

Destination: Murfreesboro, TN

Purpose of Trip: State Baseball Tournament

Departure Date: 5/18/2026 Departure Time: 2:00P

Return Date: 5/22/2026 Return Time: 1:00a

Mode of Transportation: Premier Charter Bus

First Student Transportation Contractor School System Van Air Travel

NOTE: Only ORS employees are authorized to drive school system vans.

School System Van – Name of Driver: _____

Driver's License Verified by: _____ Attach copy of driver's license

Transportation Contractor: Premeir Transportation Phone #: 865-694-0304

(Only approved transportation companies may be used. Refer to ORS website for list of approved companies)

Air Travel Flight #'s: _____

Hotel/Motel Name: Smyrna Hampton Inn and Suites

Address: 2573 Highwood Blvd.

City: Smyrna State: TN Zip: 37167

Phone: 615-355-8432 Contact Person: Jeff Hall

Number of Nights: 4 Hotel Rating: 4*

Name of School Sponsor/Date: Travis Free

Signature of School Sponsor:  Cell #: 865-973-7118

Minimum requires teacher to student ratio:

PreK – 3 yr olds 1:4 K-2nd 1:6 3rd-4th 1:10 5th-8th 1:12 9th-12th 1:15
4 yr olds 1:6

of Students: 24 # of Adults: 6 Chaperone/Student Ratio: 1:4

Professional Staff Chaperone(s)

1. Name: Kevin McKeethan Cell #: 865-660-6062
2. Name: Jeremiah Ball Cell #: 423-579-5746
3. Name: Nate Hoffmeister Cell #: 865-771-4825
4. Name: Kyle Guerry Cell #: 972-207-9463

Other Chaperone(s):

1. Name: Spencer McMurdo Cell #: 509-851-0231
2. Name: Jeff Ulreich Cell #: 585-760-4036
3. Name: _____ Cell #: _____
4. Name: _____ Cell #: _____

Field Trips which exceed \$25,000, involve out of the country travel, out of state travel or overnight stay require School Board approval, regardless of fund raising, Booster Club participation or other contributions. Please follow these guidelines when requesting approval of such trip:

1. Submit an "Item for Action" for the Board Agenda (Principals have directions on submitting Board Agenda items).
2. Attach as documentation the following items"
 - Completed Campus Leave Request
 - Details of Trip/Itinerary
 - Justification/Explanation of Cost (per student/chaperone/total)
 - Financial Arrangements for students who cannot afford trip (if any)
 - Insurance Details
 - Out of country travel requires a release for each student participant

Financial Arrangements: (please indicate method)

No Cost Paid by Students **Paid by School** Paid by School System

Substitute Required Acct to be charged for Substitute Athletics

\$ _____ Per Student TOTAL TRIP AMOUNT: \$ 18,000

Provisions for those students unable to pay: _____

Other information, comments, and special arrangements: (foreseeable hazards must be identified)

Staff Member: Travis Free

Date: 5/12/2026

Athletic Director: _____

Date: _____

This Section for Athletic Trips Only

At the high school level up to three events and/or tournaments per season can involve an overnight trip. However, no more than one day of school may be missed for these trips. (Under certain conditions, the Superintendent of Schools or designee may approve additional events.? These trips must be paid entirely from funds outside the Oak Ridge High School Athletic Department. TSSAA Tournament games would be an exception to this policy. (All overnight trips involving middle school athletics require Superintendent or designee approval.)

Number of overnight trips (including this request) requested during the current school year: _____

Athletic Director Signature: **Joseph B. Gaddis** Digitally signed by Joseph B. Gaddis
Date: 2026.05.12 12:56:09 -04'00'

Date: _____

Principal's Action: Approved: Disapproved:
Principal's Signature: **Beth Fisher Estep** Digitally signed by Beth Fisher Estep
Date: 2026.05.12 14:54:39 -04'00' Date: _____

Superintendent or Designee's Action: **Approved:** Disapproved:
Superintendent or Designee's Signature: **Bruce Borchers** Digitally signed by Bruce Borchers
Date: 2026.05.13 12:32:43 -04'00' Date: _____

Board Approval Date: _____

OAK RIDGE SCHOOLS

CAMPUS LEAVE REQUEST – Overnight Trip

Accommodations: Overnight lodging for students must be appropriately selected with student safety, quality of accommodations, cost, and location to events as central considerations. Students should be appropriately assigned to rooms and an overnight adult supervision and contact plan should be established and communicated to students.

School: ORHS Date: 5/12/26

The following group requests permission to leave the school campus to participate in the educational activity indicated below. Parental permission will be obtained for each student.

Class/Group Requesting Permission: NJROTC

Educational Activity: Summer Leadership Camp

Destination: Camp Davey Crockett Morristown TN

Purpose of Trip: To participate in summer leadership camp for cadets

Departure Date: 6/2/26 Departure Time: 8:30 AM

Return Date: 6/6/26 Return Time: 10:00 Am

Mode of Transportation: School bus with Bearden High School Provided by BHS

First Student Transportation Contractor School System Van Air Travel

NOTE: Only ORS employees are authorized to drive school system vans.

School System Van – Name of Driver: _____

Driver's License Verified by: _____ Attach copy of driver's license

Transportation Contractor: _____ Phone #: _____

(Only approved transportation companies may be used. Refer to ORS website for list of approved companies)

Air Travel Flight #'s: _____

Hotel/Motel Name: Camp Davey Crockett Cabins

Address: 142 Scout Camp Road

City: Whitesburg State: TN Zip: 37891

Phone: 615-495-1835 Contact Person: D. C. Troy

Number of Nights: 4 Hotel Rating: _____

Name of School Sponsor/Date: _____

Signature of School Sponsor: Daniel C. Troy Digitally signed by Daniel C. Troy
Date: 2026.05.12 13:46:46 -04'00' Cell #: 615-495-1835

Minimum requires teacher to student ratio:

PreK – 3 yr olds 1:4 K-2nd 1:6 3rd-4th 1:10 5th-8th 1:12 9th-12th 1:15
4 yr olds 1:6

of Students: 10 # of Adults: 2 Chaperone/Student Ratio: 2:5

Professional Staff Chaperone(s)

1. Name: Daniel Troy Cell #: 615-495-1835
2. Name: _____ Cell #: _____
3. Name: _____ Cell #: _____
4. Name: _____ Cell #: _____

Other Chaperone(s):

1. Name: Michelle Stephens Cell #: 865-206-4136
2. Name: _____ Cell #: _____
3. Name: _____ Cell #: _____
4. Name: _____ Cell #: _____

Field Trips which exceed \$25,000, involve out of the country travel, out of state travel or overnight stay require School Board approval, regardless of fund raising, Booster Club participation or other contributions. Please follow these guidelines when requesting approval of such trip:

1. *Submit an "Item for Action" for the Board Agenda (Principals have directions on submitting Board Agenda items).*
2. *Attach as documentation the following items"*
 - *Completed Campus Leave Request*
 - *Details of Trip/Itinerary*
 - *Justification/Explanation of Cost (per student/chaperone/total)*
 - *Financial Arrangements for students who cannot afford trip (if any)*
 - *Insurance Details*
 - *Out of country travel requires a release for each student participant*

Financial Arrangements: (please indicate method)

No Cost Paid by Students Paid by School Paid by School System

Substitute Required Acct to be charged for Substitute _____

\$ 250.00 Per Student TOTAL TRIP AMOUNT: \$ 2500.00

Provisions for those students unable to pay: _____

Other information, comments, and special arrangements: (foreseeable hazards must be identified)

Staff Member: D. C. Troy

Date: 5/12/26

Athletic Director: N/A

Date: _____

This Section for Athletic Trips Only

At the high school level up to three events and/or tournaments per season can involve an overnight trip. However, no more than one day of school may be missed for these trips. (Under certain conditions, the Superintendent of Schools or designee may approve additional events.? These trips must be paid entirely from funds outside the Oak Ridge High School Athletic Department. TSSAA Tournament games would be an exception to this policy. (All overnight trips involving middle school athletics require Superintendent or designee approval.)

Number of overnight trips (including this request) requested during the current school year: _____

Athletic Director Signature: _____

Date: N/A

Principal's Action: Approved: Disapproved:

Principal's Signature: Beth Fisher Digitally signed by Beth Fisher
Date: 2026.05.12 16:37:40 -04'00'

Date: _____

Superintendent or Designee's Action: Approved: Disapproved:

Superintendent or Designee's Signature: _____ Date: _____

Board Approval Date: _____



Oak Ridge Schools – Campus Leave/Field Trip Permission Form

Name of Group: NJROTC

Destination: JCLC CAMP DAVEY CROCKETT

Mode of Transportation: POV Purpose: LEADERSHIP CAMP

Date: 06 / 02 / 26 Time: 0830 to Date: 06 / 06 / 26 Time: 1000

Expected Number of Participants: 10 Expected Number of Chaperones: 2

Teacher/Sponsor of Trip: DANIEL TROY

Principal Signature: Beth Fisher Digitally signed by Beth Fisher
Date: 2026.05.12 16:38:42 -04'00' Date: _____

Fee Requested (if any)*
 *In the course of learning throughout the school year, there are always opportunities to go above and beyond what the basic curriculum requires. In such cases, it is customary for the school to request a fee in order to cover the cost of these enhancements. These fees are in no way required and your child will not be denied the opportunity to participate or benefit from any curricular offering as a result of not paying a requested fee. The fees simply allow the district to offset the cost of any additional opportunities.

PARENT: Please separate this form and return to : CHIEF TROY by: 06/02/2026
 (Teacher) (Date)

My child _____ has my permission to go on the Oak Ridge Schools field trip as described above. He/She will abide by the rules of Oak Ridge School and any special rules of the sponsor.

I have read and understand the activities my child will be involved with on this field trip. I understand that the Oak Ridge School System will provide adequate supervision, but as with any activity, injuries may occur. The School System is responsible only for injuries that result from the negligence of their staff. With my signature, I also authorize emergency medical treatment for my child.

I will be responsible for the damage to personal property of others or injury to other people caused by my son/daughter.

 Parent/Guardian (printed)

 Parent/Guardian (signature)

 Date

Please provide 2 Emergency Contact Phone Numbers

 Name/Relationship

 Number

 Name/Relationship

 Number

SUBJECT: JROTC Cadet Leadership Challenge (JCLC) at Camp Davy Crockett Summer 2026

INDEX

<u>PG#</u>	<u>Topic</u>
2	Mission / Vision / Concept of the Operation
3	Safety
4	Personnel
5	Cost / Attendance
7	Adult Training / In processing
8	Uniforms / Appearance
10	Prohibited Items
10	Medical Issues
13	Services and Supplies
14	Command and Control
16	Appendix A – Unit Roster
17	Appendix B – In-processing Folder Checklist
18	Appendix C – Training Overview
19	Appendix D - Scouting America Health Form (Physical)
20	Appendix E – Consent to Medical Treatment Form
21	Appendix F – Cadet Information Form (Two Pages)
23	Appendix G – Instructor / Chaperone Information Form
24	Appendix H – Chaperone Contract
25	Appendix I – Covenant Not to Sue (Cadet Command)
26	Appendix J – Waiver of Liability – Scouting America Form
27	Appendix K – Doctor’s Medical Clearence Form
28	Appendix L – Directions to the local hospital
30	Appendix M – Recommended Packing List
31	Appendix N - Competitions
41	Appendix O – School / Admin Contact List
51	Appendix P – Camp Map
52	Appendix Q – Flag / Formation Procedures
54	Appendix R – SIR Report
55	Appendix S – End of Camp Clearing Form

SUBJECT: JROTC Cadet Leadership Challenge (JCLC) at Camp Davy Crockett Summer 2026

- d. CDC will provide all training instructors. School cadre will lead, mentor, develop and evaluate their cadets throughout their cycle. Two dining facility meals will be provided daily. There will be a 30 min pause in operations each day to eat a sack lunch that will be delivered to the schools at their 2nd training location.
- e. Additionally, schools will compete for top honors in several competitions. An awards/graduation ceremony will be conducted at the end of each cycle where guidon streamers will be awarded to all schools for completion of JCLC, and to school and team competition winners. Schools will select an Honor Cadet for recognition each cycle.

6. Safety:

- a. All training and administrative activities are designed, and intended, to be safe for our cadets. Cadre and camp personnel are charged to ensure the training and administrative environments are always safe. **At no time will any training or administrative activity be conducted that puts cadets or cadre in an unsafe situation. All cadre are safety officers. No hazing or corporal punishment will be tolerated.**
- b. Risk assessments will be completed and followed for all events and activities. Special instructions will be posted for mitigating heat and other potential hazards.
- c. Monitoring cadets for heat injuries will be a priority for cadre, staff, and instructors.
- d. Cadets and cadre must not have any flame producing devices or materials in their cabin or tent. No candles or lanterns. Only battery powered lights can be used in the sleeping quarters.
- e. All campfires must be adult supervised and completely extinguished each evening NLT 2200.
- f. Participants must leave all wildlife alone. Do not approach snakes, spiders, raccoons, etc. Report snakes to the camp staff immediately. Report all other animals that are acting strange to CDC staff.
- g. Eating food in your sleeping quarters is prohibited. It will bring unwanted animals to your bedside that may bite the camper. Keep all food related items locked up or hanging high to avoid a raccoon raid on your camp.
- h. Hazardous Weather procedures will be briefed to all cadre and cadets on day one of camp.
- i. At no time will any cadet be allowed to go to the pool or lakefront without cadre / chaperone and Lifeguard supervision. No JCLC participants are allowed at the lakefront or pool outside training hours.
- j. Cadets are not allowed to go fishing without cadre / chaperone supervision.
- k. Cadre and Chaperones will always account for every cadet. Individual cadet movement is not authorized. Buddy team movement is required at a minimum. Same Gender only.

- 7. Security:** Security at Camp Davy Crockett is the responsibility of the CDC staff. The ability to secure the facility is greatly enhanced by the remote location of CDC and the single, gated road leading into the encampment area. The CDC gate will be closed and locked to prevent unexpected outside traffic from entering the encampment area. The Camp Director's cabin is directly adjacent to the gate. Cadre will report any person that is not clearly JROTC personnel or camp staff to the Camp Commandant immediately. All leaders will always have radio communication with the Camp Commandant and the CDC Camp Director. Crisis mitigation procedures will be briefed at camp. If you have a planned visit from a school VIP, let the Camp Commandant know in advance.

SUBJECT: JROTC Cadet Leadership Challenge (JCLC) at Camp Davy Crockett Summer 2026

- f. Battle Buddy Rule: Cadets will always maintain a minimum of a two-person (battle buddy) team. This rule is not negotiable! It cannot be male / female or instructor-chaperone / cadet. Battle buddies are responsible for knowing where their buddy is, health status, number of restroom visits, and what their buddy has had to drink and eat each day.

- g. Cost:
 - i. Everyone that attends camp is a participant. (Cadre, Cadets, Chaperone and bus drivers that stay).
 - ii. The cost will once again be \$3800.00 per school (15/2/1). Payment should be made before, or at a minimum, on the first day of camp. The camp fee is a turn-key cost. All Army schools should coordinate with their Brigade HQ to request funding for 18 attendees: 15 cadets, 2 cadre and 1 chaperone.
 - iii. If a school has less than 15 participants (Cadre and Chaperones included), the fee will be \$250.00 per participant
 - iv. Costs are locked in on 1 May. This means that if cadets drop out after 1 May but prior to attending camp, the Brigade / School will be responsible for paying for that individual at full price.
 - v. If a school wants to bring extra cadets above fifteen, (5) additional slots may be available per school depending on available sleeping quarters. (Approval needed). The additional cost will be \$225.00 per attendee above the \$3800.00 standard cost for a school.
 - vi. All participants arriving at the camp will receive a T-shirt, meals, lodging, training, awards as appropriate, and a certificate of training at no extra cost.

- h. Payment Portal:

The Sequoyah Council will set up a JROTC JCLC 2026 payment web site where you or your unit, school, or Brigade can pay for summer camp using a credit card. (<https://www.scoutingevent.com/713-JCLC26>). Schools need to pay lump sums for their cadets. Individual cadets and cadre should not pay individually. The SEQUOYAH COUNCIL 's Mr. Anthony Johnson will have to approve any individual payments.

 - i. Schools that need to pay with a check can bring the check to camp and pay at in-processing. Coordinate that action with Mr. Johnson.
 - ii. Payment issues / questions must be addressed to Mr. Anthony Johnson, Director of Safe Scouting Programs (423) 952 – 6961 (Anthony.johnson@scouting.org)

9. Attendance Requirements:

- a. Schools will register their intent to attend CDC with the Camp Commandant by notifying him by email no later than 30 November of each year prior to camp. Brigade pre-approval is required for Army schools.

- b. Cadets must be active students at the school sponsoring the JROTC Program. They must not have graduated or be graduating in the current school year.

SUBJECT: JROTC Cadet Leadership Challenge (JCLC) at Camp Davy Crockett Summer 2026

- h. Ensure each cadet, chaperone and cadre member has a personnel folder. Label the folder (school name, participant last name, first name, middle initial). Place a dime sized red dot next to the name if the cadet or cadre has any medical/medication issues. This includes previous heat injuries. Camp medical staff will review the records for a heads-up on potential issues. The Camp Doctor may interview the cadet or adult to better understand their needs in an emergency. **Appendix K** is required if a participant has had or has a medical issue.

10. Adult Pre-Arrival planning and mandatory Scouting America forms (Adult means everyone 18 and over):

- a. **SA Adult Application and Background Check Disclosure (Mandatory)**
 - i. Due to changes in Scouting America policy, all adults (anyone 18+ years of age) spending the night at a Boy Scouts of America event must be registered and background checked. In order to be registered and background-checked, please complete pages 3 and 5 found at <https://filestore.scouting.org/filestore/pdf/524-501.pdf>. The form must be printed, wet-inked signed, and scanned/mailed to Anthony.Johnson@Scouting.org by 1 April 2026. Be sure to indicate the sending School when emailing. There is no cost to this process. The important parts of the form are only two pages long.
- b. **SA Adult Training (Mandatory)**
 - i. Additionally, all adults (18+ years of age) must be **Safeguarding Youth** trained and take **Hazardous Weather** training. Please complete it by 1 April 2026.
 - ii. Both modules can be accessed by going to <https://my.scouting.org/> and logging in with your previous SA account or creating a new one if a first-time user. From there, click on “My Training” and then “Scouts BSA” and then search for “weather” in the Catalog. Scroll down and click on either one of the weather courses to take Hazardous Weather or, the Safeguarding Youth box. Once complete, please email copies of your completion certificates to Anthony.Johnson@Scouting.org Contact Mr. Johnson if you have any problems completing this task. Bring the Certificates in your camp folder.
- c. All cadet participants 18 years old or older, at time of camp attendance, must not be allowed to bunk with youth, nor with adult cadre or chaperones. Plan your encampment sleeping arrangements and buddy team arrangements accordingly.

11. In-Processing:

- a. **JROTC Cadre must arrive with individual manila folders for each cadet, cadre, and chaperone.** On top of the stack of folders place your latest update to your Unit Roster (Enclosure A). We will need that document for the opening report to Brigade HQ. Be sure

SUBJECT: JROTC Cadet Leadership Challenge (JCLC) at Camp Davy Crockett Summer 2026

not mix uniforms on a given day. USAF and Navy units may wear their Service approved camp uniforms. Uniformity is required.

- d. Instructors and cadets will wear the appropriate uniforms to all events / activities as prescribed in the training schedule. The wear of civilian clothes by JROTC units is not authorized at CDC except on travel days.
- e. The PT uniform will only be worn during morning PT and some competition activities.
- f. Instructors will ensure that cadets do not bring, nor wear, inappropriate clothing to camp. Clothing that allows underwear to be seen is not appropriate. Clothing that shows the mid-drift of the body is not appropriate. Walking to and from the shower in a towel is not appropriate. T-shirts with logos or special designs should only have school or JROTC unit designs only.
- g. Aquatics: Waterfront and Pool.
 - i. Males: Swimming trunks and T-shirt (mandatory).
 - ii. Females: One (1) piece bathing suit with T-shirt (mandatory).
 - iii. T-shirts will not be cut or altered or tied to make the appearance of a mid-drift T-shirt. T-shirts can have school-related logos or be plain only.
- h. Each cadet should bring an old pair of tennis shoes or aquatic shoes to wear during water training. (This will prevent foot injuries from splinters or fishhooks at the lake front)

14. Jewelry:

- a. Male cadets are not authorized to wear any jewelry or other objects affixed to their body. This restriction does not apply to watches.
- b. Female cadets are not authorized to wear any jewelry or other objects affixed to their body. This restriction does not apply to watches.
- c. A purely religious medal on a chain is authorized around the neck if the medal and chain are not exposed.
- d. 550 cord cannot be used around the neck for any reason.
- e. Due to safety considerations the wearing of rings by cadets is not authorized at summer camp.**
- f. Wearing nose rings, tongue rings, lip rings and the like, or multiple earrings is not authorized. Do not bring cadets to camp that refuse to remove those items.
- g. Do not bring a cadet that does not agree to these rules. It is a matter of safety, and regulations, nothing more than that.

SUBJECT: JROTC Cadet Leadership Challenge (JCLC) at Camp Davy Crockett Summer 2026

results in dehydration, multitude of medical diagnosis (asthmatic with migraines; anxiety and depression), sleep disorders, mood disorders, psychiatric conditions, bipolar disorder, vision or hearing impaired/loss; self-injected medication, organ transplants; epilepsy, life threatening diabetes and a previous history (within 180 days prior to attending JCLC) of any type serious illness, past serious injury, and/or symptoms of a suspected medical ailment (surgery, broken bones, pregnancy). Contact your higher HQ and the Sequoyah Council (Mr. Anthony Johnson) to get waivers.

ii. All requests for medical waivers will be reviewed and granted on a case-by-case basis by the Brigade/agency authorizing your attendance at camp, parents, a medical doctor, and the SEQUOYAH COUNCIL. The cadet's baseline physical conditioning is also considered. Those medical conditions which require prescription medicine must be included on the Consent for Medical Treatment form, medication list, written parental or legal guardian consent and medical clearance from a licensed physician form indicating cadet is able to and authorized to attend JCLC. The cadet's instructor will communicate with the physician and explain the training activities that occur at a JCLC. Waivers requiring medical review will mention these activities and be forwarded to the appropriate authorizing agency, the SEQUOYAH COUNCIL and the camp commandant NLT 1 April.

iii. Navy, Marine and Air Force schools will coordinate directly with the SEQUOYAH COUNCIL for any Medical or attendance waivers. Error on the side of safety!

- b. The SEQUOYAH COUNCIL will provide medical personnel (Emergency Medical Technician or higher) and a medical lodge for treatment of minor injuries. The medical lodge is not an ER. We anticipate having a medical doctor on station for most of JCLC, however, that could change. There are no facilities at CDC for serious injuries.
- c. All trips to area hospitals for minor injuries will be the responsibility of each school's Instructor staff unless the injury requires an ambulance or air medivac. Do not depart camp until you have cleared the trip with the camp commandant and camp medical personnel. A cadre member and fellow cadet will accompany an injured cadet to the hospital.
- d. Emergency evacuation to local medical facilities for serious injuries or illness will generally be by ground ambulance. A map to area hospitals can be provided at camp.
- e. Instructors are highly encouraged to bring a well-stocked first aid kit that has an ample supply of anti-bacterial ointment, mole skin, peroxide, and Band-Aids of all sizes, as well as insect bite and poison ivy/oak medication.
- f. Use mole skin from day one – hour one, to PREVENT blisters. Issue boots at home station as soon as possible but NLT 60 days prior to camp and encourage cadets to wear them daily. Leaders must check the feet of each cadet daily.
- g. Cadets and cadre should begin a structured hydration plan at least two weeks prior to camp and will hydrate upon arrival and just before departure from all training activities /events.

SUBJECT: JROTC Cadet Leadership Challenge (JCLC) at Camp Davy Crockett Summer 2026

- q. Hygiene. All participants must shower daily. Cadre and chaperones will ensure that cadets are inspected for hygiene, blisters, fever, illness, tick and spider bites and general foot care each day.

20. PAO:

- a. Cadets **are not** authorized to have their phones at camp. Not even for pictures.
- b. Instructors and chaperones should take photos of their cadets while at each training and administrative activity. Cadet PAOs can use a unit camera.
- c. Instructors should develop a school PAO plan to ensure their cadets will have photographic / video memories made available to them upon return to home station. Again, cadre will accompany their cadets to ALL activities.

21. Camp T-shirts:

- a. JCLC T-shirts will be included in the camp fee.
- b. The initial T-shirt and attendance roster should be turned in by 1 April. An updated personnel roster with sizes and numbers of t-shirts for each school must be submitted to LTC (Ret) Caruso NLT 1 May.
- c. If sizes are not provided, we will order your unit all large T-shirts to ensure you have them when your cadets arrive at camp.
- d. Extra T-shirts, if available, may be purchased in the camp store.

22. Services and Supplies:

- a. Refer to Appendix P & Q for a list of items we recommend you bring to camp to support your weeklong encampment.
- b. Fresh, cold water is always available at all campsites and at all training sites.
- c. Cooling stations are available at all training sites. (Ice blankets and elbow dipping tubs).
- d. Ice will be available at the camp store for all schools who need to refresh their coolers. Bring your coolers or other containers to the camp store and ask.
- e. It is highly recommended that you bring a Gatorade type drink for each participant each day, to replenish electrolytes. A group mandatory drinking time for the Gatorade is highly recommended.
- f. Do not allow cadets to bring Monster Drinks or Sodas or the like.

SUBJECT: JROTC Cadet Leadership Challenge (JCLC) at Camp Davy Crockett Summer 2026

- v. Sequoyah Council instructors will run the camp training sites and logistics sites for us. Cooperation with them is essential to accomplishing the mission.
 - vi. Disputes must be avoided and will be settled by the Commandant and senior Brigade / Service Representative, Cadre, and the CDC Director.
- c. Communications
- i. See the CDC JROTC Unit Contact Information for attending school contact information. (APPENDIX O).
 - ii. All CDC training sites will have a handheld 2-way radio with communications with the CDC Director, Sequoyah Council medical officer, Camp HQ, JROTC Camp Commandant, camp logistics officer, and safety officer.
 - iii. The JROTC cadre will be issued a hand-held radio to communicate with the Camp Commandant, Safety Officer and each other. Batteries will be replaced / charged nightly before lights out. School names will be used as primary identifiers. The number 6 will be used as SAIs and 5 for AIs on the hand-held radios.
Example: Army 6 for the Camp Commandant and Knox 6, for Knox Central's senior person at camp, Army 4 will be the Camp Logistics Officer. Safety Officer will be Army 3.
 - iv. Frequency conflicts or radio issues must be reported to the Camp Commandant for resolution.
 - v. Schools may bring additional walkie-talkies for internal school communications.
 - vi. Cell service at CDC is sporadic at best.

If you have any questions concerning this MOI, please contact LTC (RET) Mark Caruso, Camp Commandant, at 276-219-4001 mac@pathfindersoa.com

Mark A. Caruso

**Mark A. Caruso
LTC USA (Ret)
JCLC 2025-CDC
Commandant**

OAK RIDGE SCHOOLS

CAMPUS LEAVE REQUEST – Overnight Trip

Accommodations: Overnight lodging for students must be appropriately selected with student safety, quality of accommodations, cost, and location to events as central considerations. Students should be appropriately assigned to rooms and an overnight adult supervision and contact plan should be established and communicated to students.

School: ORHS Date: 5/12/26

The following group requests permission to leave the school campus to participate in the educational activity indicated below. Parental permission will be obtained for each student.

Class/Group Requesting Permission: NJROTC

Educational Activity: Area 8 Summer Leadership Camp

Destination: Riverside Preparatory Academy Gainesville, GA

Purpose of Trip: To participate in summer leadership camp for cadets

Departure Date: 6/7/26 Departure Time: 8:30

Return Date: 6/13/26 Return Time: 16:00

Mode of Transportation: Personal owned vehicle - Chief Troy

First Student Transportation Contractor School System Van Air Travel
NOTE: Only ORS employees are authorized to drive school system vans.

School System Van – Name of Driver: _____

Driver's License Verified by: TSeals Attach copy of driver's license

Transportation Contractor: _____ Phone #: _____
(Only approved transportation companies may be used. Refer to ORS website for list of approved companies)

Air Travel Flight #'s: _____

Hotel/Motel Name: Military Dormitories on site

Address: _____

City: Gainesville State: GA Zip: _____

Phone: _____ Contact Person: _____

Number of Nights: 6 Hotel Rating: _____

Name of School Sponsor/Date: Daniel C. Troy

Signature of School Sponsor: Daniel C. Troy Digitally signed by Daniel C. Troy
Date: 2026.05.12 13:39:27 -04'00' Cell #: _____

Minimum requires teacher to student ratio:

PreK – 3 yr olds 1:4 K-2nd 1:6 3rd-4th 1:10 5th-8th 1:12 9th-12th 1:15
4 yr olds 1:6

of Students: 5

of Adults: 1

Chaperone/Student Ratio: 1:5

Professional Staff-Chaperone(s)

1. Name: Daniel C Troy Cell #: 615-495-1835

2. Name: _____ Cell #: _____

3. Name: _____ Cell #: _____

4. Name: _____ Cell #: _____

Other Chaperone(s):

1. Name: _____ Cell #: _____

2. Name: _____ Cell #: _____

3. Name: _____ Cell #: _____

4. Name: _____ Cell #: _____

Field Trips which exceed \$25,000, involve out of the country travel, out of state travel or overnight stay require School Board approval, regardless of fund raising, Booster Club participation or other contributions. Please follow these guidelines when requesting approval of such trip:

1. *Submit an "Item for Action" for the Board Agenda (Principals have directions on submitting Board Agenda items).*

2. *Attach as documentation the following items:*

- *Completed Campus Leave Request*
- *Details of Trip/Itinerary*
- *Justification/Explanation of Cost (per student/chaperone/total)*
- *Financial Arrangements for students who cannot afford trip (if any)*
- *Insurance Details*
- *Out of country travel requires a release for each student participant*

Financial Arrangements: (please indicate method)

No Cost

Paid by Students

Paid by School

Paid by School System

paid by ROTC program

Substitute Required Acct to be charged for Substitute _____

\$ 450. Per Student

TOTAL TRIP AMOUNT: \$ 2250.00

Provisions for those students unable to pay: _____

Other information, comments, and special arrangements: (foreseeable hazards must be identified)

Staff Member: D. C. Troy

Date: 5/12/26

Athletic Director: N/A

Date: _____

This Section for Athletic Trips Only


At the high school level up to three events and/or tournaments per season can involve an overnight trip. However, no more than one day of school may be missed for these trips. (Under certain conditions, the Superintendent of Schools or designee may approve additional events.? These trips must be paid entirely from funds outside the Oak Ridge High School Athletic Department. TSSAA Tournament games would be an exception to this policy. (All overnight trips involving middle school athletics require Superintendent or designee approval.)

Number of overnight trips (including this request) requested during the current school year: _____

Athletic Director Signature: _____

Date: N/A

Principal's Action: Approved: Disapproved:

Principal's Signature: Beth Fisher  Digitally signed by Beth Fisher
Date: 2026.05.12 16:41:52 -04'00'

Date: _____

Superintendent or Designee's Action: Approved: Disapproved:

Superintendent or Designee's Signature: _____ Date: _____

Board Approval Date: _____



Oak Ridge Schools – Campus Leave/Field Trip Permission Form

Name of Group: NJROTC

Destination: Area 8 Leadership Academy Gainesville, Georgia

Mode of Transportation: POV Purpose: LEADERSHIP CAMP

Date: 06 / 07 / 26 Time: 0830 to Date: 06 / 13 / 26 Time: 1600

Expected Number of Participants: 5 Expected Number of Chaperones: 1

Teacher/Sponsor of Trip: DANIEL TROY

Principal Signature: Beth Fisher Digitally signed by Beth Fisher
Date: 2026.05.12 16:42:33 -04'00' Date: _____

Fee Requested (if any)*
 *In the course of learning throughout the school year, there are always opportunities to go above and beyond what the basic curriculum requires. In such cases, it is customary for the school to request a fee in order to cover the cost of these enhancements. These fees are in no way required and your child will not be denied the opportunity to participate or benefit from any curricular offering as a result of not paying a requested fee. The fees simply allow the district to offset the cost of any additional opportunities.

PARENT: Please separate this form and return to : CHIEF TROY by: 06/02/2026
 (Teacher) (Date)

My child _____ has my permission to go on the Oak Ridge Schools field trip as described above. He/She will abide by the rules of Oak Ridge School and any special rules of the sponsor.

I have read and understand the activities my child will be involved with on this field trip. I understand that the Oak Ridge School System will provide adequate supervision, but as with any activity, injuries may occur. The School System is responsible only for injuries that result from the negligence of their staff. With my signature, I also authorize emergency medical treatment for my child.

I will be responsible for the damage to personal property of others or injury to other people caused by my son/daughter.

 Parent/Guardian (printed)

 Parent/Guardian (signature)

 Date

Please provide 2 Emergency Contact Phone Numbers

 Name/Relationship

 Number

 Name/Relationship

 Number

1000
Ser AM08/005
16 Jan 26

From: Area Eight Manager, Navy Junior Reserve Officer Training Corps
To: Area Eight, Nine, and Ten Senior Naval Science Instructors and Naval
Science Instructors

Subj: **AREA 8, 9, 10 LEADERSHIP ACADEMY 2026 LETTER OF INSTRUCTION (LOI)**

Encl: (1) Cadet Data/Checklist with Cadet Statement of Agreement
(1a) Cadre Data/Checklist with Cadre Statement of Agreement
(2) Health Risk Screening Factor Sheet
(3) NJROTC Standard Release
(4) Agreement of Indemnity
(5) Cadet Recommended & Required Equipment
(5a) Cadre Required Equipment
(6) Suggested Letter to Parents/Guardians (Should be modified at each
unit)

1. Enclosures (1) through (6) are forwarded as information regarding the forthcoming NJROTC Area Leadership Academy in June 2026. Please be sure to only use the current, provided, enclosures. Any further updates will be posted to the instructor only on the google website. Instructors are encouraged to view the site frequently.

2. Leadership Academy will be held at Riverside Preparatory Academy, Gainesville, Georgia from **7-13 June 2026**. This academy's goal is to expand on the leadership skills learned at the unit. Cadets will receive a weeklong lesson in advanced leadership and will return to the unit ready to be a platoon commander or higher. They should arrive with a mindset of learning, not showing what they already know. They will be challenged with new ideas and scenarios. At times they will lead other cadets; but mostly they will follow other cadets. They need to be aware and accept that fact.

This year, we will have 12 platoons with at least one being designated CO/XO platoon(s). CO/XO platoons are designated for cadets who have a legitimate medical concern that prohibits them from physical training although they are top notch, leadership potential, cadets. See more detailed information below.

There are 30 Cadre billets, with four designated as Admin Cadre. Cadets should be specifically nominated for Admin Cadre billets. All packets including cadre, LA candidates, and alternates will be uploaded onto the Google classroom with **ONE MULTI PAGE PDF FILE PER CADET/CADRE/ALTERNATE**. **Do not send an email with 15-20 jpeg files as it will be immediately rejected.** Do not send packets via snail mail. Finally, **do not send enclosures (5), (5a) or (6)**. These are for your use in preparing your cadets.

3. Hairstyles: Cadets will arrive with hairstyles that are Personnel Inspection (PI) ready, regardless of arriving in PT gear. If the hairstyle is not acceptable IAW the Cadet Field Manual (CFM), the cadet will get back in the vehicle and go home with no refund. This is a caution to males and

females! High and tight cuts for males and low-profile natural color for the females. No excessive extensions, faddish buzz cuts, or asymmetrical styles allowed for females. Females are reminded that hair buns "Will not exceed three inches from the scalp or extend beyond the width of the back of the head."

Note: Ponytails are authorized at LA IAW CFM.

4. Physical Fitness: **The PT test will be held on Monday morning. All failures will go home that afternoon.** Units which have failures will lose one of their quotas for each failure the following year.

a. PRT standards in push-ups and planks are the SATISFACTORY level for their age group. Run times/standards will be from the SATISFACTORY times for their age. Each cadet must be tested within 30 days prior to Leadership Academy. This will be recorded in CDMIS for future review. If they cannot pass this PRT, they must be replaced with an alternate or your unit will forfeit this billet.

b. Make sure your cadets are aware of their minimum required scores, brief them personally.

c. The Senior Naval Science Instructor is responsible for preparing the cadet for LA prior to submitting the package and to ensure the cadet has passed the PRT prior to attending LA.

5. CADRE. CADRE are highly performing LA graduates with a proven record of effectiveness who will serve as platoon mentors and assist the Platoon Advisors as needed. Only rising seniors will be nominated and selected for a CADRE position. They will receive advanced leadership training in preparation for 'Top 3' positions (although Top 3 is not guaranteed). CADRE are likely to be in college soon and are therefore looked at as 'soon to be' scholarship applicants. This week's secondary purpose is to evaluate their leadership potential as scholarship applicants. There will be one male and one female cadre per platoon and two male and female admin cadre. Platoon Advisors and Cadre will arrive on **6 June 2026**. Cadre will arrive NET 1400 and NLT 1600 or with their Platoon Advisor. Cadres are not allowed to drive to or from Leadership Academy under any circumstances. The cost for each cadre is \$250.00 which should be paid upon selection.

a. **The period for CADRE nominations is 4 Feb 26 to 17 Mar 26.**

Instructors nominate CADRE via Google Form. A link will be emailed. Then, the instructor will send a complete CADRE packet via multi-page pdf file through Google classroom. CADRE candidates must submit enclosures (1a), (2), (3), (4), and a current full physical (in that order).

Note: CADRE nomination packets include 5 items. Enclosure (3), the NJROTC Standard Release Form (CNET 5800/4 Rev 1-00) must be signed by a parent or guardian indicating current medical insurance (private or unit insurance is acceptable). The physical (all 3-5 pages of the physical) must be less than one year-old and remain valid throughout LA dates. A sports physical will suffice. Copies of unit local standard release forms will not be accepted; you **MUST** use the enclosed CNET Form 5800-4. By May 8th, units will be notified of any additional quotas. All CADREs must be cleared by

their respective Area Manager prior to their arrival at Leadership Academy. SNSIs are required to monitor the status of their CADRE nominations via Google Drive. A link will be sent via email.

6. LA Candidates. LA candidates are top performing, rising NS2, NS3, or NS4 cadets who show potential to fill leadership positions such as Platoon Commander, Admin Officer, Supply Officer, Operations Officer, Drill Team Commanders, etc. All cadets who are candidates for Leadership Academy must be cleared by the Area Manager prior to their arrival at Leadership Academy. **NS1 Cadets completing their freshman year are not eligible.** While it is highly unlikely that any NS1 will be approved, only NS1 cadets who completed their sophomore year or higher will be considered. For those units with 8th grade inclusion cadets, a second year Freshman is eligible for Leadership Academy. NS1 requests must be addressed early or the unit risks losing a slot to fully qualified alternates. NS1 cadets require Area Manger's specific written approval to attend Leadership Academy. Instructors should call their respective AM as soon as a potential NS1 is considered.

a. For cadets applying to attend Leadership Academy, enclosures (1), (2), (3), (4), and a current full physical (all 3-5 pages) are all required AND MUST BE in that order. **All packets are due to the Area Manager (via Google Classroom) by 10 Apr 26.** Note: LA Candidate nomination packets include 5 items. Enclosure (3), the NJROTC Standard Release Form (CNET 5800/4 Rev 1-00), must be signed by a parent or guardian indicating current medical insurance (private or unit insurance is acceptable). The physical must be less than one-year-old and remain valid throughout LA dates. A sports physical will suffice. Copies of unit local standard release forms will not be accepted. The enclosed CNET Form 5800-4 must be utilized. **Example letter to parents should be adapted to each school and sent to parents/guardians once cadet has been cleared to participate.**

b. Units requesting additional quotas must have their extra cadets' paperwork complete on this date as well. Alternate selection should be carefully considered. Due to berthing limitations, alternates will generally be selected based on gender. You may not be able to substitute a male for a female or vice versa once room assignments have been made. Dates are firm. Please, DO NOT nominate alternates who are not qualified and ready to attend. If an alternate cadet is selected and they are offered a slot within 21 days of Leadership Academy and they are "not ready" any paid fees will be forfeited and the unit will not get an extra slot the following year. Fees for alternates should be paid as soon as the selection is made (separate check for alternates). Due to the sensitivities involved with Transgender cadets, each one must be specifically identified to the Area Manager. The logistics involved is significant and these cadets must be uniquely cleared in advance.

c. Units are encouraged to submit alternates on the live sheet, but you must keep your alternate list current.

d. Application receipt and the administrative clearance list will be maintained electronically on Google Drive. As packages are received and later processed for completion, the notes section will be updated. This is a

laborious process so don't be surprised if it takes several days for packets to be processed. Check it DAILY!

e. Cadets not administratively cleared on the live sheet will not be allowed to participate. **If they are not highlighted in green on the live sheet, do not send your cadet to Leadership Academy.** If they come, they will be immediately sent home with NO reimbursement of fees. Each cadet who fails the PRT will be sent home with NO reimbursement of fees. The Senior Naval Science Instructor (NSI if the SNSI is working event) is fully responsible for cadet pickup should they fail the PRT, academics etc. Parents will be allowed to pick up their cadets if specifically approved by their respective Area Manager (except in the case of medical drops); **but it is the responsibility of the SNSI/NSI to ensure their cadet is picked up on Monday afternoon for PRT failure and as soon as possible for any other incident.**

7. CO/XO Platoon. The CO/XO Platoon(s) will be comprised of cadets who have displayed leadership potential, but who may have a medical condition that will prevent them from participating fully in all requirements of Leadership Academy. Since the Navy removed its designation of asthma as a medical disqualifier as well as other conditions, it will be up to the cadet's parents and Senior Naval Science Instructor to determine if the cadet can safely participate in Leadership Academy activities, including the Physical Readiness Test. If the parents and SNSI determine that the cadet's medical condition will not allow them to fully and safely participate, they can be nominated for the CO/XO academy. Each unit can utilize ONE of their quotas to nominate a cadet for CO/XO academy, who will not participate in the Physical Fitness Test or daily platoon/battalion runs but will participate in daily exercises. Reminder: Riverside Preparatory Academy has several stories of stairs, hills, and is a large campus. Cadets will be required to walk, march, and take stairs continuously throughout each day. Each candidate for CO/XO platoon will complete all application requirements listed for LA candidates and will require specific clearance from the AM.

SNSIs are expected to be upfront about medical issues and ensure explanations are documented on the HRSQ, Standard Release, and the physical. Any discrepancies between these 3 documents could warrant disqualification. Those cadets identified for CO/XO must be excused for the PRT in the unit's CDMIS database. The AM will make every attempt to accommodate cadets in the CO/XO platoon. Instructors will hand write the condition that requires the cadet to be in the CO/XO platoon at the top of the Cadet Data Form to indicate the special status and to trigger the attention of the Area Manager. All other requirements outlined in section 9 of this LOI apply to CO/XO Platoon candidates.

8. LA Cadets and CO/XO Cadets: **Cadet check-in is from 1300-1600 (firm) on 7 June 2026. Cadets should arrive in proper unit PT gear with haircuts and styles well within regulation.** No shorty shorts, no piercings outside of Navy regulations, and no excessive hair extensions! Refer to the Navy Uniform Regulations for any questions, more conservative is better. If your cadet is 'close' leave them home! Cadets who genuinely want to participate and graduate will be willing to get the proper hair style.

a. **Graduation is on 13 June 2026 at 0800 sharp.** Parents are encouraged to attend the ceremony. We recommend they arrive 30 minutes early and follow the NJROTC signs for parking.

b. **Cost will be \$400.00 per cadet. Ensure the checks are made payable to: The Hibbard Foundation and mailed to the Area 10 Manager.** Units are required to collect the money from your cadets and send payment for all of your cadets in one unit or school check. Do not send personal checks for Cadets LA payment. A "PAID" invoice will be provided. **UNIT OR SCHOOL CHECKS ARE THE ONLY FORM OF PAYMENT THAT WILL BE ACCEPTED. THERE IS NO ELECTRONIC FORM OF PAYMENT AVAILABLE SO DON'T ASK. THE DEADLINE FOR PAYMENT FOR ALL CADETS/CADRE/INSTRUCTORS IS MAY 22ND, 2026. AFTER THAT DATE, YOU RISK HAVING YOUR QUOTAS BEING REALLOCATED TO UNITS WHO HAVE PAID STANDBY CADETS. THE MAILING ADDRESS FOR ALL PAYMENTS IS:**

**NJROTC AREA MANAGER, AREA 10
NAX JACKSONVILLE
PO BOX 152
JACKSONVILLE, FL 32212**

c. Cadets will not be allowed to drive themselves to or from Leadership Academy under any circumstances.

9. Instructors: Will be required to pay \$250.00 each which will be reimbursed through a WAWF claim. An authorization letter will be published via email authorizing reimbursement of the \$250.00 plus roundtrip mileage. Instructors should print a MapQuest of the round trip as part of the WAWF claim. In cases where two instructors from any same unit attend, they should either ride together or agree to split the mileage as only one vehicle will is authorized per school.

10. Quotas: Area Managers will assign cadet quotas to each unit. A separate message will be sent out detailing each unit's quotas. As in previous years, units may pick up additional quotas as other schools decline or disqualify their cadets.

11. Tracking: **requirements will be maintained on the Google Drive 2026 LIVE SHEET as in years past.** The instructors shall input the names of primary and alternate candidates. All instructors are encouraged to check it daily for changes and updates. Be aware of the multiple tabs and their purposes. Each tab should be updated by the unit and the Area Manager. This is a means of two-way communication that should alleviate missed emails. These efforts at maintaining clear communication and collaboration should be maximized by all parties with a stake in Leadership Academy.

12. Applicable links: Live Sheet and Area Websites.

//s//	//s//	//s//
Alex Baker Area 8 Manager	Matthew Jordan Area 9 Manager	Johnathan D. Shaw Area 10 Manager

LEADERSHIP ACADEMY CHECKLIST FORM WITH CADET STATEMENT OF AGREEMENT CADET or CO/XO

UNIT/SCHOOL _____ AREA _____

CADET NAME _____ (LAST NAME) (FIRST NAME) (MI) M or F (CIRCLE ONE) BIRTHDATE _____
(MONTH/DAY/YEAR)

24 HOUR RECALL NUMBER FOR CADET'S PARENTS/GUARDIAN: (Include Area Code)
HOME # _____ CELL # _____ WORK # _____

RECALL NUMBER FOR SNSI/NSI: _____ (CELL)
MUST BE AVAILABLE TO PICK UP YOUR CADET - ALL WBBK

CIRCLE ONE FOR T-SHIRT (Each cadet will be given 4 shirts)
T-shirt size S M L XL XXL

PAPERWORK ATTACHED (Check Boxes)

- CADET or CADRE DATA/CHECKLIST FORM INCLUDING STATEMENT OF AGREEMENT W/SNSI ENDORSEMENT
- HEALTH RISK SCREENING FACTOR SHEET
- JROTC STANDARD RELEASE FORM (CNET 5800-4) (SIGNED W/INSURANCE INFO)
- INDEMNITY AGREEMENT
- PHYSICAL/MEDICAL EXAM

Cadet Statement of Agreement:

I understand that leadership lessons include personal responsibility. Hence, agree that I will observe or fulfill each of the following stipulations in conjunction with my attendance at the Area _____ CO/XO Leadership Academy. This packet includes the following required papers: Cadet Data/Checklist Form with Cadet Statement of Agreement, NJROTC Health Risk Screening Questionnaire, Most Recent Physical Certification, and NJROTC Standard Release Form (CNET 5800-4).

- As a leader, I understand the need to remain flexible. I will give my utmost support to my instructors and fellow cadets to make the most of the training being offered. I am committed to the success of the academy, and I am thankful for the opportunity.

- I will report to the Academy properly hydrated, wearing unit PT gear, and will be in good physical condition. If I have been exposed to COVID19 or if I do not feel well, I will tell somebody before entering the facility. - As a Leadership Academy cadet, or CO/XO cadet, I understand the standards will be higher. I will strive to meet these standards and I understand that if I am not able, I will be dismissed from training with no reimbursement.

- I will have a regulation hairstyle/cut.

(Cadet Signature and Date)

(Parent/Guardian Signature and Date)

FIRST ENDORSEMENT:

From: Senior Naval Science Instructor, High School, I certify that all of the basic requirements for attendance at the Leadership Academy have been briefed to the above cadet and he/she meets all of the requirements for attendance. I understand that should my cadet fail any portion, they will be sent home and it will be the unit SNSI's responsibility to pick them up from the CO/XO cluster and return them to their home.

(SNSI Signature and Date)

Cadet Enclosure (1)

CADRE DATA/CHECKLIST WITH CADRE STATEMENT OF AGREEMENT

UNIT/SCHOOL _____ Area _____

CADET NAME _____ (LAST NAME) (FIRST NAME) (MI) M or F (CIRCLE ONE) BIRTHDATE
_____ (MONTH/DAY/YEAR)

24 HOUR RECALL NUMBER FOR CADET'S PARENTS/GUARDIAN: (Include Area Code)

HOME # _____ CELL # _____ WORK # _____

RECALL NUMBER FOR SNSI/NSI: _____ (CELL)

MUST BE AVAILABLE TO PICK UP YOUR CADET – ALL WEEK

CIRCLE ONE FOR T-SHIRT SIZE (Each Cadre will be given 4 shirts)

T-shirt size S M L XL XXL

PAPERWORK ATTACHED (Check Boxes)

CADRE DATA/CHECKLIST FORM INCLUDING STATEMENT OF AGREEMENT W/SNSI ENDORSEMENT

HEALTH RISK SCREENING FACTOR SHEET

JROTC STANDARD RELEASE FORM (CNET 5800-4) (SIGNED W/INSURANCE INFO)

INDEMNITY AGREEMENT

PHYSICAL/MEDICAL EXAM (date must cover LA)

Cadre Statement of Agreement:

I understand that leadership lessons include personal responsibility. Hence, agree that I will observe or fulfill each of the following stipulations in conjunction with my attendance at the Area _____ CO/XO Leadership Academy. This packet includes the following required papers: Cadre Data/Checklist Form with Cadet Statement of Agreement, NJROTC Health Risk Screening Questionnaire, Most Recent Physical Certification, and NJROTC Standard Release Form (CNET 5800-4).

- Upon arrival at the Academy, I will have in my possession all the required articles of uniforms and equipment. - Report to the Academy with a regulation haircut/hairstyle.
- Report to the Academy properly hydrated, wearing the proper uniform, and in good physical condition. - If I have been exposed to COVID19 or if I do not feel well, I will tell somebody before entering the facility. - As an LA Cadre, I am held to a higher standard. As such, if I fail to live up to these standards I may be dismissed and sent home with no refund.

(Cadre Signature and Date)

(Parent/Guardian Signature and Date)

FIRST ENDORSEMENT:

From: Senior Naval Science Instructor, High School, I certify that all of the basic requirements for attendance at the Leadership Academy have been briefed to the above cadet and he/she meets all of the requirements for attendance. I understand that should my cadet fail any portion; they will be sent home, and it will be the unit SNSI's responsibility to pick them up from the CO/XO cluster and return them to their home.

(SNSI Signature and Date)

Cadre Enclosure (1a)

NJROTC HEALTH RISK SCREENING QUESTIONNAIRE

Cadet Name: _____ (Printed Name)
 NJROTC Unit: _____ High School
 Date of your most recent pre-participation sports physical examination _____

Part A – TO BE COMPLETED BY THE CADET AND PARENT/GUARDIAN

Directions: Please answer **Yes** or **No** to the following questions: (Do not leave any questions blank)

- | | | |
|--|------------------------------|-----------------------------|
| 1. Do you have difficulty doing strenuous (great effort) exercise? | <input type="checkbox"/> Yes | <input type="checkbox"/> No |
| 2. Have you been told NOT to participate in long distance runs, such as a 1-mile-run? | <input type="checkbox"/> Yes | <input type="checkbox"/> No |
| 3. Have you been told NOT to do curl-ups or push-ups by a physician or other medical professional? | <input type="checkbox"/> Yes | <input type="checkbox"/> No |
| 4. Do you exercise less than three times per week for at least thirty minutes? | <input type="checkbox"/> Yes | <input type="checkbox"/> No |
| 5. Have you had any broken bones or a serious accident in the last three months? | <input type="checkbox"/> Yes | <input type="checkbox"/> No |
| 6. Do you use tobacco of any kind? | <input type="checkbox"/> Yes | <input type="checkbox"/> No |
| 7. Have you experienced chest, neck, jaw or arm discomfort while doing physical activity? | <input type="checkbox"/> Yes | <input type="checkbox"/> No |
| 8. Do you have asthma or are you using an inhaler to aid in breathing? | <input type="checkbox"/> Yes | <input type="checkbox"/> No |
| 9. Do you experience any shortness of breath with relatively low levels of exercise or exertion? | <input type="checkbox"/> Yes | <input type="checkbox"/> No |
| 10. In the last month have you felt any chest pain at rest? | <input type="checkbox"/> Yes | <input type="checkbox"/> No |
| 11. Do you have any known cardiac (heart) disease? | <input type="checkbox"/> Yes | <input type="checkbox"/> No |
| 12. Do you think you are overweight? | <input type="checkbox"/> Yes | <input type="checkbox"/> No |
| 13. Do you have dizzy/fainting spells, frequent headaches, or frequent back pains? | <input type="checkbox"/> Yes | <input type="checkbox"/> No |
| 14. Have you ever experienced dehydration after strenuous physical exercise? | <input type="checkbox"/> Yes | <input type="checkbox"/> No |
| 15. Are you currently under treatment by a physician or other medical practitioner? | <input type="checkbox"/> Yes | <input type="checkbox"/> No |
| 16. Has your mother or sister died without any explanation or suffered a heart attack before the age of 55? | <input type="checkbox"/> Yes | <input type="checkbox"/> No |
| 17. Has your father or brother died without any explanation or suffered a heart attack before the age of 45? | <input type="checkbox"/> Yes | <input type="checkbox"/> No |
| 18. Do you have high blood pressure or are you on blood pressure medication? | <input type="checkbox"/> Yes | <input type="checkbox"/> No |
| 19. Has a doctor ever told you that you have high cholesterol or are you on cholesterol medication? | <input type="checkbox"/> Yes | <input type="checkbox"/> No |
| 20. Do you have sugar diabetes? | <input type="checkbox"/> Yes | <input type="checkbox"/> No |
| 21. Have you experienced episodes of rapid beating or fluttering of the heart? | <input type="checkbox"/> Yes | <input type="checkbox"/> No |
| 22. Do you suffer from lower leg swelling of both legs? | <input type="checkbox"/> Yes | <input type="checkbox"/> No |
| 23. Do you have difficulty breathing or have sudden breathing problems at night? | <input type="checkbox"/> Yes | <input type="checkbox"/> No |
| 24. Do you have any personal history of metabolic disease (thyroid, renal, liver)? | <input type="checkbox"/> Yes | <input type="checkbox"/> No |
| 25. Do you have a bone, joint, or muscle problem that prevents you from doing strenuous exercises? | <input type="checkbox"/> Yes | <input type="checkbox"/> No |
| 26. Have you unintentionally lost/gained more than 10 percent of your body weight since your last PFT? | <input type="checkbox"/> Yes | <input type="checkbox"/> No |
| 27. Have you ever been diagnosed with Sickle Cell Trait? | <input type="checkbox"/> Yes | <input type="checkbox"/> No |
| 28. Do you have a current prescription for epinephrine (or "epi" pen) for situational use? | <input type="checkbox"/> Yes | <input type="checkbox"/> No |

If you answered yes to any question please continue to the second page.

Cadet Signature	Date	Parent/Guardian Signature	Date
-----------------	------	---------------------------	------

Cadet Name:

Part B – TO BE COMPLETED BY A LICENSED MEDICAL PRACTITIONER

If any of the answers to the questions above were **YES**, request that the following section be completed and signed by a licensed medical doctor or registered school nurse:

Significant clinical history and/or current medication and treatment regimen of the above cadet: (Use below as necessary)

Recommended/released for participation in strenuous physical activities including the 1.0-mile-run?

Yes No

Signature of Medical Practitioner

Date

**NAVAL JUNIOR RESERVE OFFICERS TRAINING CORPS
(NJROTC) STANDARD RELEASE FORM**

Date: _____ I, _____, being the legal parent/guardian of _____, a member of the Naval Junior Reserve Officers Training Corps, in consideration of the continuance of his/her membership in the Naval Junior Reserve Officers Training Corps and/or his/her acceptance for Naval Junior Reserve Officers Training Corps training, do hereby release from any and all claims, demands, actions, or causes of action, due to death, injury, or illness, the government of the United States and all its officers, representatives, and agents acting officially and also the local, regional, and national Navy Officials of the United States.

I hereby authorize personnel of the Department of Defense, Armed Forces, Public Health Service, or civilian physicians to render such medical and dental care as may be necessary and medically indicated in the case of my son/daughter/ward during his/her period of training, as is deemed necessary by a qualified practitioner.

I understand that care at a military medical facility for non-military dependents will normally be rendered on a temporary (emergency) basis only: if further care is indicated, the patient will be transferred to non-military care as soon as possible. Emergency care provided to cadets who are not military dependents at a military facility may be subjected to reimbursement, and I may be billed for the care provided. For Navy Medical Department facilities, such care is authorized by NAVMEDCOMINST 6320.3B.

My son/daughter/ward has been determined to have the following allergies:

He/she requires medication for the treatment of:

Other medical conditions which my son/daughter/ward is known to have, which would preclude or limit in any way his/her participation in physical exercise and athletic programs:

His/her physician is:

Name:

Address:

Telephone (Include Area Code):

* Medical Insurance Company:

Name

Street

City, State, Zip Code:

Policy / ID #

Telephone Confirmation Number: 1() _____ - _____

* Dental Insurance Company:

Name

Street

City, State, Zip Code:

Policy / ID #

Telephone Confirmation Number: 1() _____ - _____

***This insurance is not required. However, the information provided may be required to obtain non-emergency care.**

PRIVACY ACT NOTIFICATION: Under the authority of 5 U.S.C. Sec. 301, the information regarding your child's/ward's health, medical condition and treatment is requested in order to verify any need to administer medication and to enable medical/dental personnel to diagnose and treat any emergency condition which may arise during training. Pursuant to the Privacy Act, 5 U.S.C. Sec. 552, the requested information will not be divulged without your written authorization to anyone other than NJROTC area personnel involved with administration of NJROTC activities and medical/dental personnel requiring the information in order to effectively treat any medical/dental problem which may arise. Disclosure is voluntary: however, failure to provide the requested information will preclude your child's/ward's participation in the training.

Signature of Parent or Guardian:

Address:

City:

State:

Zip:

Telephone (Include area code):

AGREEMENT OF INDEMNITY

Whereas the Navy Junior Reserve Officer Training Corps, Area EIGHT/NINE/TEN, and the local schools and instructors involved with the CO/XO Leadership Academy, hereafter called indemnities, have agreed to sponsor the NJROTC CO/XO Leadership Academy to be held at Riverside Military Academy in Gainesville, Georgia GA and to permit

(Print Cadet's Name)

to participate in said CO/XO Leadership Academy and to use various facilities at the designated meet site.

(Print Parent/Guardian)

is desirous of holding indemnities free from and all claims whatsoever arising out of the use of above facilities, or any facility related to the NJROTC CO/XO Leadership Academy including the school districts and instructors administering the academy. NOW THEREFORE, in consideration of the aforementioned action by indemnities, the above named parent or guardian indemnifies indemnities and hold them, their agents and instrumentalities employees and successors harmless from any and all torts, claims or liability arising in connection with said facilities from any loss, damage, injury, or other casualty whatsoever to the above named cadet or to any other party, person, or property, caused or occasioned by the use of any such facilities or equipment or in transporting any persons to, from in or around said facilities, whether due to imperfection in facilities or equipment, negligence of indemnities or other person or property, or for any other cause.

The action of the indemnities in allowing the above-named cadet to participate in the NJROTC CO/XO Leadership Academy event and to use the facilities shall signify acceptance of this offer of indemnity. It is also certified that the above cadet is fully covered by a valid school or other insurance program for all injuries, which could result from the activities and events of this event.

(Signature of Parent/Guardian) (Date)

(SNSI/NSI Certification and Witness) (Date)

Enclosure (4)

Cadet and Cadre Recommended & Required Equipment for Leadership Academy

1. Mandatory uniform items to be supplied by the home unit:

a. LA Uniforms – USCG Trousers w/LA T Shirt

b. Navy Uniforms for Male and Female

- | | |
|--|--|
| (4) () Blue Cargo Trousers | (2) () Khaki shirt (NSU) |
| (2) () Black belt MALE (Both Male and Female) | (2) () Belted/Unbelted Slacks/Trousers, Dress Blue (females 1 each) |
| (2) () Belt Buckles MALE (BRASS-STRIPPED) | (2) () Black Garrison Cap |

c. Other uniform parts and accessories:

- | | |
|--|---|
| (1) () Navy Sweatshirt (to be worn only as prescribed) | (1) () Authorized Rank/Rate devices |
| (3) () NJROTC collar devices | (1) () Pair shoes, black leather, (well broken-in) |
| (1) () White duty belt | (2) () Name tag |
| (1) () Cadet Field Manual | (1) () Sword belt and Sword |
| (x) () Authorized # of class designator stars | (2) () Small fouled anchors for garrison cap and shirt/cord. |
| (1) () CFM authorized set of ribbons (as earned - ALL the stars, devices) | |

2. Mandatory - **NOT UNIFORM ISSUE** - to be supplied by all cadets, both male and female.

- | | |
|--|---|
| (1) () Operable flashlight w/extra batteries | (15) () Plastic (Matching style and color) Clothes hangers |
| (6) () Pairs of black socks | (1) () Pair of shower shoes |
| (6) () Pairs of white athletic socks | (2) () Pairs of shirt stays |
| (1) () Sunscreen (preferably SPF 30 or higher) | (1) () Brass Polish (Mothers or Blue Magic) |
| (1) () Small pair of scissors/nail clippers | (1) () Shoeshine kit (polish (NO LIQUID)) |
| (1) () 2" white binder with notebook paper | (1) () Mechanical pencil with leads |
| (2) () White towels | (1) () Jogging/Sweat outfit for night wear |
| (2) () White wash cloths (1) () Bug repellent | (1) () Pillow |
| (3) () Ruler 2 -6" and 1- 12" | (5) () White T-Shirts to wear with uniform |
| (1) () Pair running shoes (well broken-in) | (7) () Undergarments (enough for 7 days) |
| (3) () Extra Navy Blue PT shorts | |
| (1) () Set white twin sheets & Pillow(1 fitted/1 flat/pillow case) | |
| (1) () Set Navy PT Gear (blue shorts/gold shirt) (No Toe Shoes) (Unit T-shirt should be worn for check-in) | |

3. Recommended additional items

- Sports bras for females - Cleaning and polishing rags
- Jock straps for males - Sewing kit
- Toiletries, monthly feminine hygiene products (even if not anticipated), and personal hygiene articles

4. Absolutely Prohibited

- No radios, stereos, TV's, electric hair curlers - No medals, shoulder cords
- No make-up, off color hair pins. - No lighters, knives, guns or weapons of any sort. - No tobacco, vapor, alcohol, or drugs (prescription drugs only to be turned into the dispensary) f. No food, candy, soda, etc.

Note: If any prohibited articles are brought to Leadership Academy, they will be confiscated. Violations may also result in immediate dismissal of the cadets in question.

Note: Cadet cell phones will be collected the first day and given back the night before graduation. They will remain powered off all week and stored securely in a locked closet.

Note: Cadres are encouraged to bring cell phones as they will be used for camp purposes throughout the week.

Leadership Academy 2026 Letter to Parents/Guardians

Dear Parents/Guardians,

Congratulations on your son/daughter/ward being selected as your school's NJROTC representative for the AREA EIGHT/NINE/TEN Leadership Academy to be held at Riverside Preparatory Academy (RPA) in Gainesville, Georgia during the week of 7-13 June 2026 (June 6 for cadre). The academy is designed to provide leadership training to NJROTC Cadets. The selectees may then become the leaders of their units.

I must emphasize that the experience your son/daughter/ward will be exposed to is strenuous both physically and mentally. At this point in his/her life, your child probably has not been challenged to this extent he/she will be at the Academy. Obviously, there are certain risks involved in any strenuous physical activity, which could possibly lead to serious injury. It is therefore important that your son/daughter/ward be in good physical condition prior to participating in Leadership Academy activities. Any medical problems, which would inhibit his/her performance, must be made known to the NJROTC Leadership Academy Officer-In-Charge. Therefore, it is required that your son/daughter/ward fill out the enclosed Health Risk Screening Questionnaire which will be provided to the Naval Officer-In-Charge of the Leadership Academy. Furthermore, your son/daughter/ward must have had a pre-participation sports physical examination within the past twelve months. The Leadership Academy staff strives to maintain a safety record with careful training of its staff and selective screening of Academy applicants.

Special Notes for all parents/guardians:

- **Communications:** *Your cadet will have no cell phone access while at the academy.* Please send any necessary communications through the SNSI of your home unit. The SNSI will communicate directly with the Academy staff and liaise with the parents/guardians. Please do not call RPA directly for information as the campus will not be staffed by RPA (except for security). As we rent the campus and bring our own staff, personnel working at RPA are not aware of our schedule details and will not be interacting with your cadets.
- **Drop off:** If you are dropping off your cadet, please follow the "NJROTC" signs along the road as you approach RPA on Sunday. Drop off times are between 1:00PM and 4:00PM(EDT). Parents will not be allowed in the intake area. Plan to open your car door and trunk and then our staff will take over. Training starts at that point. As our schedule is extremely packed with activities, we can not except drop offs after 4:00PM so do not be late. Also, please ensure that your cadet has lunch before dropping off as dinner will not be until 6:00PM.
- **Graduation:** The graduation ceremony will be held on Saturday morning, June 13th at 0800 in the Riverside Preparatory Academy stadium (field house in case of inclement weather). These locations are not within walking distance of the drop off point so please follow the signs to avoid a long walk and lots of stairs! There is plenty of parking near the parade grounds and a nearby overflow lot. Please note that walking, including navigating hills and stairs, may be necessary. There are also limited handicapped spots. Parents are encouraged to attend wearing business casual attire. Stadium-style seating will be available, and the event will not be covered – it is outdoors so plan accordingly. There will be lots of opportunities for photos.
- **Prescription Medication/Over The Counter Meds:** All medicines must be clearly marked with your cadets' name and unit and placed in a zip lock bag with the cadet's name and unit written again on the bag. This includes any over-the-counter meds your cadet will need. Please keep the meds in the original bottle. While this may seem redundant, we ask you please ensure compliance to assist the camp staff in managing your cadet's healthcare needs. Additionally, we highly encourage all female cadets bring sanitary supplies. The added stress often induces physiological changes outside the normal cycle.

We look forward to providing your cadet with this challenging opportunity to enhance their leadership ability and insights, work closely with cadets from other schools to build their teamwork skills as well as their self-confidence with the goal of preparing them for leadership roles in the home units.

Sincerely,



Alex C. Baker

NJROTC Area Eight Manager

Oak Ridge Schools FY27 Proposed Budget



Proposed to the Board of Education May 4, 2026




Table of Contents

	Page
Budget Highlights	i
Percentage Distribution for General Purpose School Fund Revenues and Expenditures.....	v
Major Sources of General Purpose School Fund Revenue.....	vi
Major Categories of General Purpose School Fund Expenditures.....	vii
Revenues and Expenditures Summary (All Funds)	All Fund Summary
Revenue Summary.....	1
Expenditure Summary.....	4
General Purpose School Fund 141	General Purpose School
Fund 141 Summary	
Revenue Summary.....	1
Expenditure Summary.....	3
Fund 141 Details	
Revenue Details	
30000 Reserves and Fund Balance.....	5
40000 Local Revenues.....	6
43500 Charges for Current Services.....	7
44000 Other Local Revenues.....	8
46000 State Revenues.....	9
47000 Federal Reserves.....	10
49000 Other Sources.....	11
Expenditure Details	
Instruction	
71100 Regular Instruction Program.....	12
71150 Alternative Program.....	16
71200 Special Education Program.....	18
71300 Technology-Career Program.....	20
71900 Other (Instructional Contingency).....	22
Support Services	
72120 Health Services.....	23
72130 Other Student Support.....	25
72210 Instructional Staff Support.....	27
72220 Special Education Support.....	32
72230 Career & Technical Program Support.....	34
72250 Technology Services	36
72260 Adult Programs	39

72290 Communications.....	40
72310 Board of Education.....	41
72320 Office of Superintendent of Schools.....	43
72410 Office of Principal.....	45
72510 Fiscal Servicest.....	47
72520 Human Resources.....	49
72610 Operation of Plant.....	51
72620 Maintenance of Plant.....	54
72710 Transportation.....	57
Other	
73400 Preschool Program.....	58
73401 Preschool Program.....	59
76100 Capital Outlay.....	61
82130 Education Principal on Debt.....	62
82230 Education Interest on Debt.....	63
99100 Operating Transfers.....	64
Federal Projects Fund 142.....	School Federal Projects
Revenues.....	1
Expenditures.....	2
Central Cafeteria Fund 143.....	Central Cafeteria
Revenue Summary.....	1
Expenditure Summary.....	2
Revenue Detail.....	3
Expenditure Detail.....	5
Special Projects Fund 145.....	Other Education Funds
Revenue Summary.....	1
Expenditure Summary.....	1
Revenue Detail.....	2
Expenditure Detail.....	3
Extended School Programs 146.....	Extended School Program
Revenue Summary.....	1
Expenditure Summary.....	1
Revenue Detail.....	2
Expenditure Detail.....	3

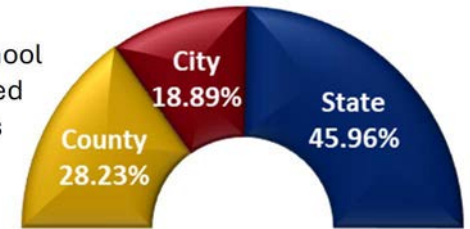
Appendices.....	Appendix
Appendix "A" Benefit Summary Data	A-1
Appendix "B"	
Recommended Staff Assignments.....	B-1
Instructional Allocations Based on Projected Enrollment.....	B-2
Appendix "C" Professional Salary Schedules	
Teachers and Librarians	C-1
Psychologists	C-2
Counselor and Coordinator.....	C-3
PLC/InovationCoaches.....	C-4
Elementary Assistant Principal (12 mos.).....	C-5
Elementary Principal (12 mos.).....	C-6
Middle School Deans (12 mos.).....	C-7
Middle School Assistant Principal (12 mos.).....	C-8
Middle School Principal (12 mos.).....	C-9
High School Assistant Principal (12 mos.).....	C-10
High School Principal (12 mos.).....	C-11
Coaching and Salary and Supplements.....	C-12
Hourly Rates for Special Programs/Projects and Substitutes.....	C-13
Appendix "D" Non-Licensed Personal Salary Schedules	
District Support Staff.....	D-1
District Support Staff Admin.....	D-2
Custodial (Old Scale).....	D-3
Extended Childcare.....	D-4
Appendix "E" History of City, County, State, and Other Revenue.....	E-1

HIGHLIGHTS OF FY'27 BUDGET

Revenues

The three major sources of revenue for the Oak Ridge Schools are Anderson and Roane Counties, the State of Tennessee, and the City of Oak Ridge.

- **County funds** come from two primary sources, property and sales tax, and are allocated to school systems based on their proportion of students in the County. The FY'27 budget reflects a projected decrease in the County funds of \$179,750 over the FY'26 budgeted amount. County funds represent approximately 28.23% of the Oak Ridge Schools FY'27 Budget.
- **State Funds** represent 45.96% of the total budget revenues for the Oak Ridge Schools FY26 budget. Increases or decreases are dictated primarily by student enrollment and the unique educational needs of those students. In FY24, the student-based TISA funding formula replaced the complex, resource-based BEP 2.0 funding.



The Tennessee Investment in Student Achievement (TISA) portion of the State funds reflects an increase of \$2,205,000 over the prior year budgeted TISA estimates. A \$600,000 placeholder is budgeted under State Revenues for potential state grant funding, unknown at this time.

- Funds from the **City of Oak Ridge** are budgeted with no increase from the FY'27 Budget. Overall, City funding represents approximately 18.89% of total school revenues.

A total of \$4,275,026 is budgeted from general fund balances. This exceeds the 3% fund balance required by the State.

Overall, Federal Projects Revenues are projected to increase for FY'27 by \$60,139 or (1.36%). This includes a budgeted placeholder contingency of \$500,000 for grants that may become available later.

Compensation and Benefits


The proposed budget reflects a “step” for those staff on a salary schedule. This represents a cost increase of \$601,274, including related benefits. The budget includes a 1.5% salary adjustment for all staff, including related benefits, totaling \$2,010,919.

The Board of Education will maintain benefit levels at current levels. There is a projected 10% increase in health insurance premiums for Calendar Year 2027. The Board will continue to pay for employee dental and vision premiums. Additional coverage for spouses, children, or family members will be available through payroll deduction.

Staff and Students

Student Enrollment

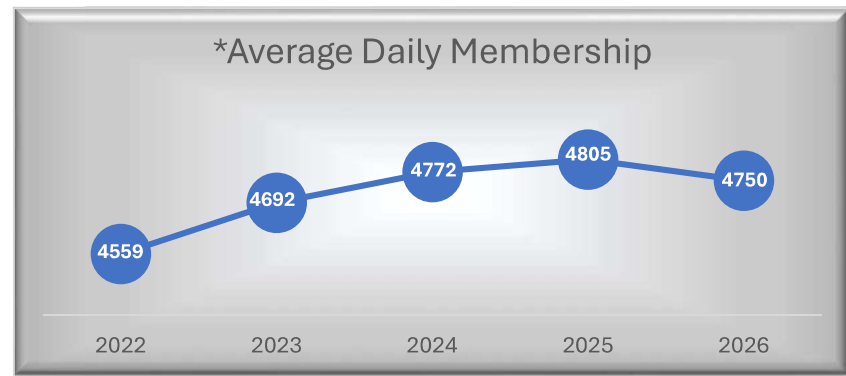
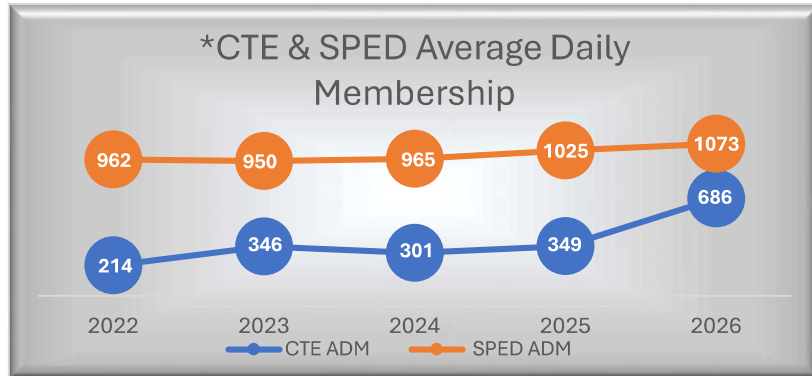
Our current enrollment projections estimate a net decrease of 49 students across The District. The breakdown districtwide is as follows: grades K-4, -48; grades 5-8, +38; and grades 9-12, -39.



2026 - 2027 Enrollment Projections

School	K	1	2	3	4	5	6	7	8	9	10	11	12	Total K-12	Current Year (10/1)	Diff
Glenwood	71	73	78	61	81									364	376	-12
Linden	93	102	111	115	107									528	529	-1
Willow Brook	77	76	64	89	79									385	393	-8
Woodland	75	77	75	77	87									391	418	-27
Jefferson						202	183	190	172					747	722	25
Robertsville						192	198	198	195					783	770	13
ORHS										388	365	416	372	1,541	1,580	-39
Projected Enrollment 2026 - 2027	316	328	328	342	354	394	381	388	367	388	365	416	372	4,739	4,788	-49
Current Year (10/1)	324	329	343	343	377	370	392	363	367	374	427	404	375	4,788		
Difference	-8	-1	-15	-1	-23	24	-11	25	0	14	-62	12	-3	-49		

Both State and County Revenues use the previous year's reported Average Daily Membership. (Career Technical Education (CTE) and Special Education (SPED) average daily membership are used for TISA funding only.)



*State Department of Education ADM used for TISA Calculations. This includes funding for middle school CTE enrollment, which is new, as BEP only included funding for HS CTE enrollment.

FY27 Position Changes

General Fund				Federal Funds	
FTE	Position	FTE	Position	FTE	Position
1	SPED TA – WB	1	Dance Coach	-0.4	Teacher - JMS
1	SPED Teacher – WB	1	Asst Dance Coach		
1	Custodian – ORHS	-2	Asst Cheer Coaches		
1	Counselor – LN	-1	Teacher - WL		
1	Teacher (Float) District	-0.75	Family Resources Ctr TA		
3.25 Net General Fund Positions				-0.4 Net Federal Fund Positions	

Human Resources Initiatives

The Oak Ridge Schools Human Resources Department strives to provide the best service for our employees. With this in mind, we continually search for better ways to serve our employees in the most efficient and effective manner possible. With a focus on customer service and continuous improvement, we will make our employees' experience the best it can be.

Staff Development

The Oak Ridge Schools believe that the key to excellence in our school system will continue to be highly qualified and dedicated staff with the encouragement and support to pursue innovative learning strategies. The goal of Oak Ridge Schools' professional development is to improve classroom instruction to increase student achievement, student growth, and system-wide cohesion. The budget provides opportunities at both the building and system levels for staff development aligned with district and school goals.

Student Services

Student Services encompasses special education, nursing services, 504 services, individualized health plans, coordinated school health, truancy support, immigrant support, migrant support, homebound support, homeschool support, cross-boundary, and tuition services. Oak Ridge Schools has approximately 25% of students on specific support plans through student services. Student Services works to remove as many barriers as possible to ensure that each child has the opportunity to reach his/her potential.

Technology Initiatives

The Oak Ridge Schools digital technology plan calls for continued sustainability of the one-to-one device initiative for grades K-12, instructional and administrative software, and staff training. The Technology Department will continue to make technology available, capable, and reliable to students, teachers, administrators, and support staff throughout the District.

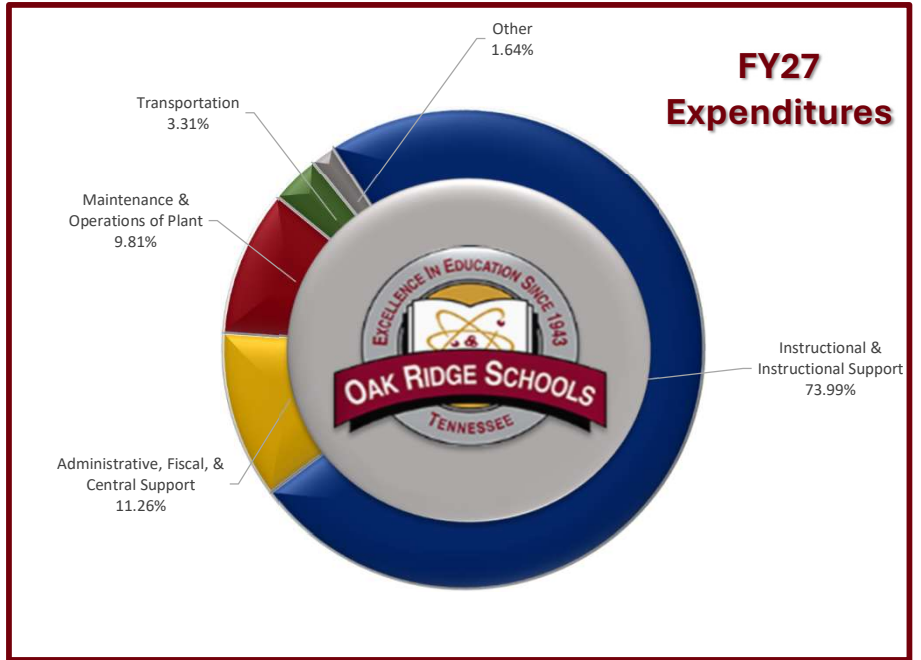
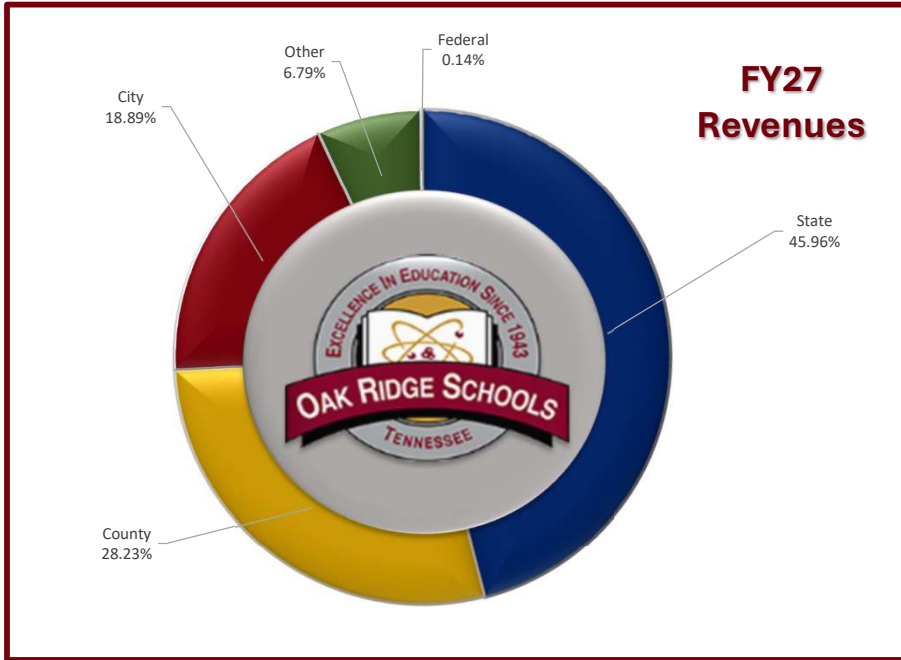
Capital Outlay/Equipment Replacement

The District will focus on repairing and upgrading the JMS elevator and replacing the Glenwood Fire Alarm system over the summer of 2027. Capital funds provided by the City of Oak Ridge will focus on the systematic replacement of HVAC equipment that has reached or exceeded its planned life cycle.

Summary

The FY'27 Proposed General Purpose School Fund Budget totals \$82,018,570, which is a decrease of \$1,675,374 or -2.00% compared to the FY'26 Budget. The overall budget, including the Federal Projects Fund, Central Cafeteria Fund, the Extended School Program, and Special Revenue Fund, totals \$90,421,950, representing a decrease of \$2,100,070, or -2.27%, compared to the FY'26 Budget.

FY27 Percentage Distribution General Purpose Budget



Oak Ridge Schools

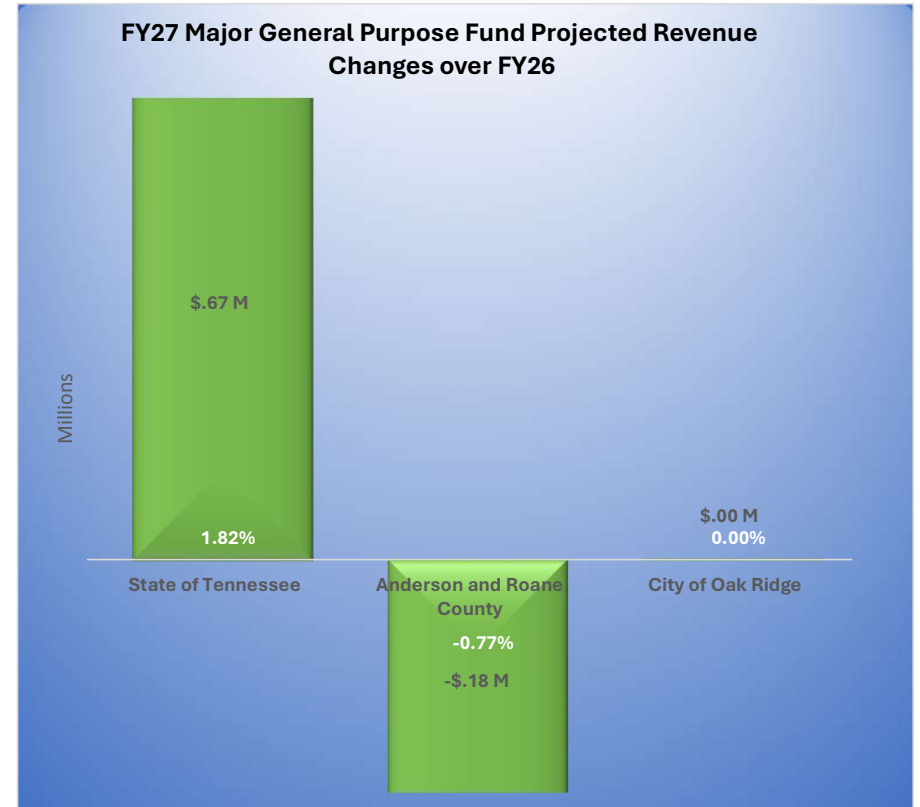
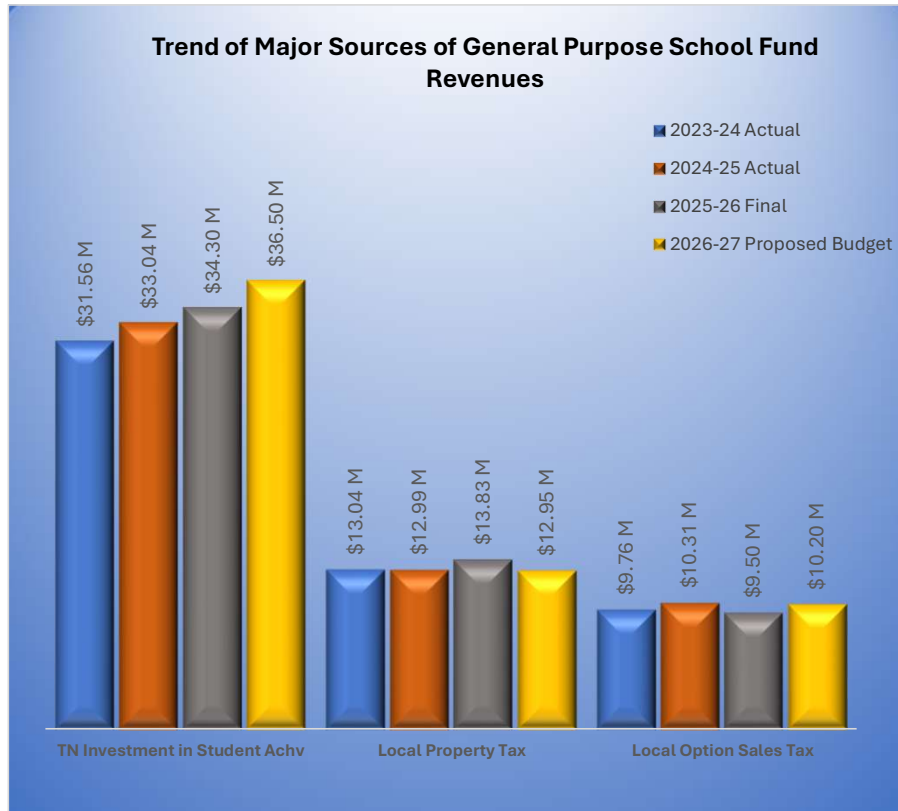
General Purpose School Fund Budgeted Revenues for Fiscal Year 2026-27

May 4, 2026

(dollars in Millions)

Major Revenues by Source	2023-24	2024-25	2025-26	2026-27
	Actual	Actual	Final	Proposed Budget
TN Investment in Student Achv	\$31.56 M	\$33.04 M	\$34.30 M	\$36.50 M
Local Property Tax	\$13.04 M	\$12.99 M	\$13.83 M	\$12.95 M
Local Option Sales Tax	\$9.76 M	\$10.31 M	\$9.50 M	\$10.20 M
	\$54.36 M	\$56.34 M	\$57.63 M	\$59.65 M

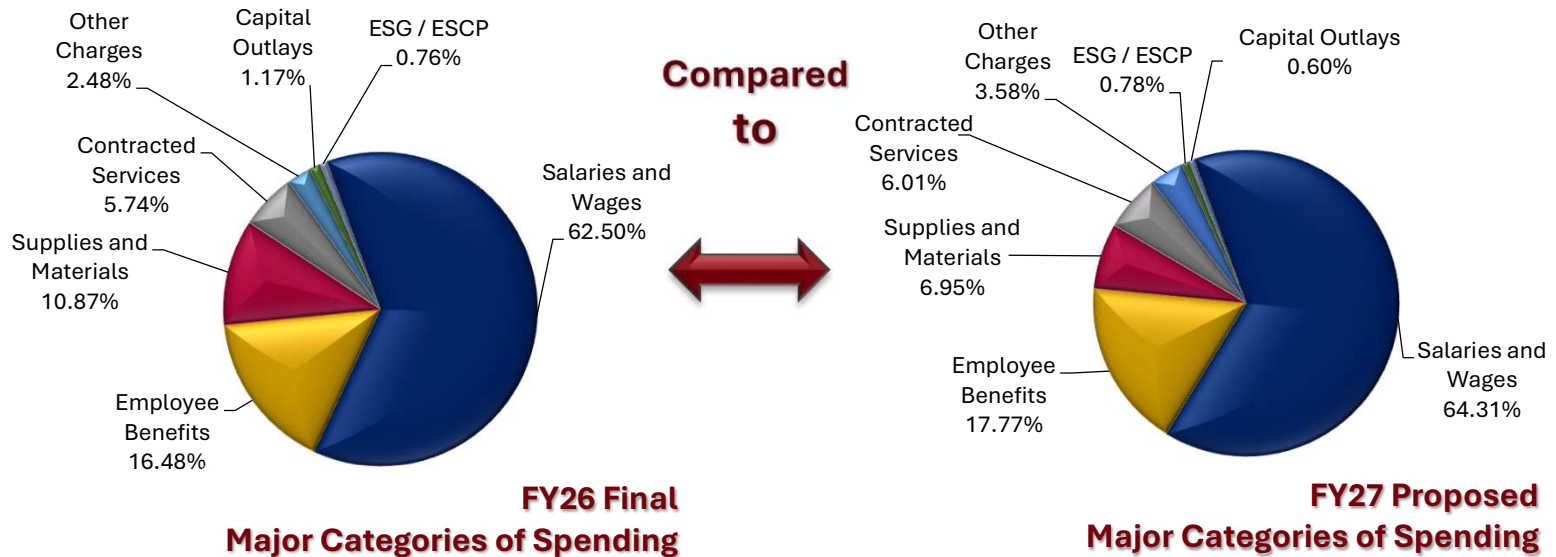
Major Sources of Budget Revenue Increases	2023-24	2024-25	2025-26	2026-27	Increase (Decrease)	Percent +/-
	Actual	Actual	Final Budget	Proposed Budget		
State of Tennessee	\$33.96 M	\$34.59 M	\$37.02 M	\$37.69 M	\$.67 M	1.82%
Anderson and Roane County	\$22.80 M	\$23.29 M	\$23.33 M	\$23.15 M	-\$0.18 M	-0.77%
City of Oak Ridge	\$15.49 M	\$15.49 M	\$15.49 M	\$15.49 M	\$0.00 M	0.00%
	\$72.26 M	\$73.38 M	\$75.84 M	\$76.34 M	\$.49 M	0.65%



**Oak Ridge Schools
General Purpose School Fund
Operating Budget
Fiscal Year 2026-2027**

Major Categories of Spending

	2025-26 Original Budget	% of 2025- 26 Original Budget	Increase		% of 2025- 26 Final Budget	2026-27 Proposed Budget	% of 2026-27 Proposed Budget	Y2Y Increase / Decrease	% Y2Y Increase / Decrease
			(Decrease) Line Item Transfers	2025-26 Final Budget					
Salaries and Wages	\$51,798,865	62.27%	\$513,194	\$52,312,059	62.50%	\$52,748,085	64.31%	\$436,026	0.83%
Employee Benefits	\$13,653,503	16.41%	\$138,013	\$13,791,516	16.48%	\$14,577,409	17.77%	\$785,893	5.39%
Supplies and Materials	\$9,052,638	10.88%	\$45,258	\$9,097,896	10.87%	\$5,699,108	6.95%	(\$3,398,788)	-59.64%
Contracted Services	\$4,581,631	5.51%	\$222,808	\$4,804,439	5.74%	\$4,928,294	6.01%	\$123,855	2.51%
Other Charges	\$2,969,963	3.57%	(\$897,283)	\$2,072,680	2.48%	\$2,934,945	3.58%	\$862,265	29.38%
ESG / ESCP	\$637,205	0.77%	\$0	\$637,205	0.76%	\$637,205	0.78%	\$0	0.00%
Capital Outlays	\$495,000	0.60%	\$483,147	\$978,147	1.17%	\$493,524	0.60%	(\$484,623)	-98.20%
Grand Total	\$83,188,805	100.00%	\$505,139	\$83,693,944	100.00%	\$82,018,570	100.00%	(\$1,675,374)	-2.04%



**OAK RIDGE SCHOOLS
FY 2026-2027 PROPOSED BUDGET**

All Funds Summary Revenue

<u>ACCOUNT</u>	<u>2024-2025</u>			<u>2025-2026</u>	<u>2025-2026</u>	<u>2026-2027</u>	<u>Chg from</u>	<u>Percentage</u>			
	<u>Fund</u>	<u>Account</u>	<u>Object</u>	<u>Original</u>	<u>Final</u>	<u>Proposed</u>	<u>2025-2026</u>	<u>of Increase</u>			
	141	39000	000				<u>Final Budget</u>	<u>(Decrease)</u>			
30000 Reserves and/or Fund Balances											
39000 Unassigned Fund Balance			-	6,263,899	6,263,899	4,275,026	(1,988,873)	-31.75%			
Total 30000 Reserves and/or Fund Balances	\$	-	\$	6,263,899	\$	6,263,899	\$	4,275,026	\$	(1,988,873)	-31.75%
40000 Local Revenues											
40110 Current Property Tax			12,985,263	13,830,000	13,830,000	12,950,000	(880,000)	-6.36%			
40210 Local Option Sales Tax			10,309,679	9,500,000	9,500,000	10,200,000	700,000	7.37%			
40275 Mixed Drink Tax			725	500	500	750	250	50.00%			
Total 40000 Local Revenues	\$	23,295,667	\$	23,330,500	\$	23,330,500	\$	23,150,750	\$	(179,750)	-0.77%
43500 Charges for Current Services											
43511 Tuition - Regular Day Students			370,944	330,000	330,000	325,000	(5,000)	-1.52%			
43533 Transportation Fees			5,836	3,500	3,500	1,500	(2,000)	-57.14%			
Total 43500 Charges for Current Services	\$	376,780	\$	333,500	\$	333,500	\$	326,500	\$	(7,000)	-2.10%
44000 Other Local Revenues											
44110 Interest Earned			968,823	800,000	800,000	550,000	(250,000)	-31.25%			
44120 Lease/Rentals			23,164	15,000	15,000	20,000	5,000	33.33%			
44170 Miscellaneous Refunds			13,413	7,500	7,500	5,000	(2,500)	-33.33%			
44530 Sale of Equipment			14,493	15,000	15,000	25,000	10,000	66.67%			
44570 Contributions & Gifts			80,345	200,000	141,122	200,000	58,878	41.72%			
44990 Other Local Revenues			33,516	40,000	40,000	40,000	-	0.00%			
Total 44000 Other Local Revenues	\$	1,133,753	\$	1,077,500	\$	1,018,622	\$	840,000	\$	(178,622)	-17.54%
46000 State Revenues											

OAK RIDGE SCHOOLS
FY 2026-2027 PROPOSED BUDGET

All Funds Summary Revenue

<u>ACCOUNT</u>	<u>2024-2025</u>			<u>2025-2026</u>	<u>2025-2026</u>	<u>2026-2027</u>	<u>Chg from</u>	<u>Percentage</u>
	<u>Fund</u>	<u>Account</u>	<u>Object</u>	<u>Original</u>	<u>Final</u>	<u>Proposed</u>	<u>2025-2026</u>	<u>of Increase</u>
	141	46510	000	<u>Budget</u>	<u>Budget</u>	<u>Budget</u>	<u>Final Budget</u>	<u>(Decrease)</u>
46510 TN Investment in Student Achv			33,044,439	34,295,000	34,295,000	36,500,000	2,205,000	6.43%
46513 TISA On-Behalf Payments			77,266	85,000	85,000	85,000	-	0.00%
46515 Early Childhood Education			554,981	533,803	648,925	547,331	(101,594)	-15.66%
46590 Other State Education Funds			444,303	922,640	1,611,029	-	(1,611,029)	-100.00%
46596 Paid Parental Leave			88,184	100,000	100,000	100,000	-	0.00%
46610 Career Ladder Program			76,109	76,000	76,000	60,000	(16,000)	-21.05%
46980 Other State Grants			96,527	400,000	150,252	400,000	249,748	166.22%
46990 Other State Revenues			37,319	-	-	-	-	100.00%
Total 46000 State Revenues			\$ 34,592,495	\$ 36,454,443	\$ 37,018,460	\$ 37,692,331	\$ 673,871	1.82%
47000 Federal Revenues								
47230 Disaster Relief			91,317	-	-	-	-	100.00%
47630 Public Law 874 - Maint/Operat.			63,197	25,000	25,000	30,000	5,000	20.00%
47640 ROTC Reimbursement			80,168	82,000	82,000	82,000	-	0.00%
Total 47000 Federal Revenues			\$ 271,129	\$ 107,000	\$ 107,000	\$ 112,000	\$ 5,000	4.67%
49000 Other Sources								
49700 Insurance Recovery			5,941	3,000	3,000	3,000	-	0.00%
49800 Transfers In			161,334	125,000	125,000	125,000	-	0.00%
49810 City General Fund Transfer			15,493,963	15,493,963	15,493,963	15,493,963	-	0.00%
Total 49000 Other Sources			\$ 15,661,238	\$ 15,621,963	\$ 15,621,963	\$ 15,621,963	\$ -	0.00%
Total Fund 141 General Purpose School Fund Revenue			\$ 75,331,062	\$ 83,188,805	\$ 83,693,944	\$ 82,018,570	-\$1,675,374	-2.00%

**OAK RIDGE SCHOOLS
FY 2026-2027 PROPOSED BUDGET**

All Funds Summary Revenue

ACCOUNT	2024-2025 Audit Report			2025-2026 Original Budget	2025-2026 Final Budget	2026-2027 Proposed Budget	Chg from 2025-2026 Final Budget	Percentage of Increase (Decrease)	
	<u>Fund</u>	<u>Account</u>	<u>Object</u>						
	142	49800	000						
Total Fund 142 School Federal Projects Revenue				\$ 4,432,312	\$ 4,642,000	\$ 4,436,861	\$ 4,497,000	\$60,139	1.36%
Total Fund 143 Central Cafeteria Revenue				\$ 2,786,450	\$ 3,649,340	\$ 3,649,340	\$ 3,008,012	-\$641,328	-17.57%
Total Fund 145 Other Education Funds Revenue				\$ 155,343	\$ 171,698	\$ 171,698	\$ 172,213	\$515	0.30%
Total Fund 146 Extended School Program Revenue				\$ 546,531	\$ 570,177	\$ 570,177	\$ 726,155	\$155,978	27.36%
Total Revenue All Funds				\$ 83,251,700	\$ 92,222,020	\$ 92,522,020	\$ 90,421,950	-\$2,100,070	-2.27%

OAK RIDGE SCHOOLS FY 2026-2027 PROPOSED BUDGET

All Funds Summary Expenditures

ACCOUNT	<u>2024-2025</u>			<u>2025-2026</u>	<u>2025-2026</u>	<u>2026-2027</u>	<u>Chg from</u>	<u>Percentage</u>
	Fund	Account	Object	Original	Final	Proposed	2025-2026	of Increase
	141	71100	000	Budget	Budget	Budget	Final Budget	(Decrease)
71000 Instruction								
71100	Regular Instruction Prgm		31,481,355	38,338,532	38,504,314	34,708,915	(3,795,399)	-9.86%
71150	Alternative Instruction Prgm		925,132	902,771	966,570	1,010,771	44,201	4.57%
71200	Special Education Prgm		5,706,772	6,529,404	6,705,589	7,072,193	366,604	5.47%
71300	Career/Technical Education Prg		2,276,531	2,571,200	2,617,550	2,681,091	63,541	2.43%
71900	Contingency		-	1,100,000	74,830	1,000,000	925,170	1,236.35%
72000 Support Services								
72120	Health Services		792,427	942,152	974,424	928,320	(46,104)	-4.73%
72130	Other Student Support		2,025,292	2,211,668	2,310,829	2,465,460	154,631	6.69%
72210	Regular Inst. Support		4,750,375	4,392,916	4,651,730	4,773,447	121,717	2.62%
72220	Special Education Support		792,201	766,426	769,230	793,430	24,200	3.15%
72230	Career & Technical Prg Support		279,571	274,305	273,584	285,219	11,635	4.25%
72250	Technology Services		2,965,741	3,270,169	3,222,243	3,322,352	100,109	3.11%
72260	Adult Programs		39,982	-	-	-	-	100.00%
72290	Communications		287,315	340,482	341,836	342,948	1,112	0.33%
72310	Board of Education		1,306,092	1,329,949	1,368,795	1,372,242	3,447	0.25%
72320	Director of Schools		404,960	441,112	441,207	463,746	22,539	5.11%
72410	Office of the Principal		4,637,452	5,249,719	5,070,220	5,295,302	225,082	4.44%
72510	Fiscal Services		1,038,628	1,190,238	1,176,038	1,177,389	1,351	0.11%
72520	Human Resources/ Personnel		506,356	585,527	589,252	583,550	(5,702)	-0.97%
72610	Operation of Plant		4,769,676	5,423,989	5,270,671	5,671,089	400,418	7.60%
72620	Maintenance of Plant		2,066,231	2,311,096	2,567,559	2,373,069	(194,490)	-7.57%
72710	Transportation		2,055,500	2,188,214	2,348,577	2,472,954	124,377	5.30%
73000 Non-Instuctional Services								
73400	Early Childhood Education		453,803	453,803	457,331	471,168	13,837	3.03%
73401	Pre-K General Fund		916,444	1,036,230	1,264,336	1,410,973	146,637	11.60%

**OAK RIDGE SCHOOLS
FY 2026-2027 PROPOSED BUDGET**

All Funds Summary Expenditures

ACCOUNT	2024-2025 Audit Report			2025-2026 Original Budget	2025-2026 Final Budget	2026-2027 Proposed Budget	Chg from 2025-2026 Final Budget	Percentage of Increase (Decrease)
	<u>Fund</u> 141	<u>Account</u> 76100	<u>Object</u> 308					
76100 Capital Outlay								
76100 Regular Capital Outlay			3,161,014	1,195,205	1,583,530	1,107,205	(476,325)	-30.08%
82130 Education Principal on Debt			6,877	6,912	6,912	77,968	71,056	1,028.01%
82230 Education Interest on Debt			123	88	88	20,556	20,468	23,259.09%
99000 Other Uses								
99100 Transfers Out			124,327	136,698	136,698	137,213	515	0.38%
Total Fund 141 General Purpose School Fund Expenditures			\$ 73,770,178	\$ 83,188,805	\$ 83,693,944	\$ 82,018,570	-\$1,675,374	-2.00%
Total Fund 142 School Federal Projects Expenditures			\$ 4,432,312	\$ 4,642,000	\$ 4,436,861	\$ 4,497,000	\$60,139	1.36%
Total Fund 143 Central Cafeteria Expenditures			\$ 2,786,018	\$ 3,649,340	\$ 3,649,340	\$ 3,008,012	-\$641,328	-17.57%
Total Fund 145 Other Education Funds Expenditures			\$ 146,556	\$ 171,698	\$ 171,698	\$ 172,213	\$515	0.30%
Total Fund 146 Extended School Program Expenditures			\$ 505,591	\$ 570,177	\$ 570,177	\$ 726,155	\$155,978	27.36%
Total Expenditures All Funds			\$ 81,640,655	\$ 92,222,020	\$ 92,522,020	\$ 90,421,950	-\$2,100,070	-2.27%

OAK RIDGE SCHOOLS
FY 2026-2027 PROPOSED BUDGET

Fund 141 General Purpose School
Fund Revenue Summary

<u>ACCOUNT</u>	<u>2024-2025</u>			<u>2025-2026</u>	<u>2025-2026</u>	<u>2026-2027</u>	<u>Chg from</u>	<u>Percentage</u>			
	<u>Fund</u>	<u>Account</u>	<u>Object</u>	<u>Original</u>	<u>Final</u>	<u>Proposed</u>	<u>2025-2026</u>	<u>of Increase</u>			
	141	39000	000	<u>Budget</u>	<u>Budget</u>	<u>Budget</u>	<u>Final Budget</u>	<u>(Decrease)</u>			
30000 Reserves and/or Fund Balances											
39000 Unassigned Fund Balance			-	6,263,899	6,263,899	4,275,026	(1,988,873)	-31.75%			
Total 30000 Reserves and/or Fund Balances	\$	-	\$	6,263,899	\$	6,263,899	\$	(1,988,873)	-31.75%		
40000 Local Revenues											
40110 Current Property Tax		12,985,263		13,830,000	13,830,000	12,950,000	(880,000)	-6.36%			
40210 Local Option Sales Tax		10,309,679		9,500,000	9,500,000	10,200,000	700,000	7.37%			
40275 Mixed Drink Tax		725		500	500	750	250	50.00%			
Total 40000 Local Revenues	\$	23,295,667	\$	23,330,500	\$	23,330,500	\$	23,150,750	\$	(179,750)	-0.77%
43500 Charges for Current Services											
43511 Tuition - Regular Day Students		370,944		330,000	330,000	325,000	(5,000)	-1.52%			
43533 Transportation Fees		5,836		3,500	3,500	1,500	(2,000)	-57.14%			
Total 43500 Charges for Current Services	\$	376,780	\$	333,500	\$	333,500	\$	326,500	\$	(7,000)	-2.10%
44000 Other Local Revenues											
44110 Interest Earned		968,823		800,000	800,000	550,000	(250,000)	-31.25%			
44120 Lease/Rentals		23,164		15,000	15,000	20,000	5,000	33.33%			
44170 Miscellaneous Refunds		13,413		7,500	7,500	5,000	(2,500)	-33.33%			
44530 Sale of Equipment		14,493		15,000	15,000	25,000	10,000	66.67%			
44570 Contributions & Gifts		80,345		200,000	141,122	200,000	58,878	41.72%			
44990 Other Local Revenues		33,516		40,000	40,000	40,000	-	0.00%			
Total 44000 Other Local Revenues	\$	1,133,753	\$	1,077,500	\$	1,018,622	\$	840,000	\$	(178,622)	-17.54%
46000 State Revenues											
46510 TN Investment in Student Achv		33,044,439		34,295,000	34,295,000	36,500,000	2,205,000	6.43%			

OAK RIDGE SCHOOLS
FY 2026-2027 PROPOSED BUDGET

**Fund 141 General Purpose School
Fund Revenue Summary**

<u>ACCOUNT</u>	<u>2024-2025</u>			<u>2025-2026</u>	<u>2025-2026</u>	<u>2026-2027</u>	<u>Chg from</u>	<u>Percentage</u>
	<u>Fund</u>	<u>Account</u>	<u>Object</u>	<u>Original</u>	<u>Final</u>	<u>Proposed</u>	<u>2025-2026</u>	<u>of Increase</u>
	141	46513	000	<u>Budget</u>	<u>Budget</u>	<u>Budget</u>	<u>Final Budget</u>	<u>(Decrease)</u>
46513 TISA On-Behalf Payments			77,266	85,000	85,000	85,000	-	0.00%
46515 Early Childhood Education			554,981	533,803	648,925	547,331	(101,594)	-15.66%
46590 Other State Education Funds			444,303	922,640	1,611,029	-	(1,611,029)	-100.00%
46596 Paid Parental Leave			88,184	100,000	100,000	100,000	-	0.00%
46610 Career Ladder Program			76,109	76,000	76,000	60,000	(16,000)	-21.05%
46790 Other Vocational			173,368	42,000	52,255	-	(52,255)	-100.00%
46980 Other State Grants			96,527	400,000	150,252	400,000	249,748	166.22%
46990 Other State Revenues			37,319	-	-	-	-	100.00%
Total 46000 State Revenues			\$ 34,592,495	\$ 36,454,443	\$ 37,018,460	\$ 37,692,331	\$ 673,871	1.82%
47000 Federal Revenues								
47630 Public Law 874 - Maint/Operat.			63,197	25,000	25,000	30,000	5,000	20.00%
47640 ROTC Reimbursement			80,168	82,000	82,000	82,000	-	0.00%
Total 47000 Federal Revenues			\$ 271,129	\$ 107,000	\$ 107,000	\$ 112,000	\$ 5,000	4.67%
49000 Other Sources								
49700 Insurance Recovery			5,941	3,000	3,000	3,000	-	0.00%
49800 Transfers In			161,334	125,000	125,000	125,000	-	0.00%
49810 City General Fund Transfer			15,493,963	15,493,963	15,493,963	15,493,963	-	0.00%
Total 49000 Other Sources			\$ 15,661,238	\$ 15,621,963	\$ 15,621,963	\$ 15,621,963	\$ -	0.00%
Total Fund 141 General Purpose School Fund Revenue			\$ 75,331,062	\$ 83,188,805	\$ 83,693,944	\$ 82,018,570	-\$1,675,374	-2.00%

OAK RIDGE SCHOOLS
FY 2026-2027 PROPOSED BUDGET

Fund 141 General Purpose School
Fund Expenditures Summary

<u>ACCOUNT</u>	<u>2024-2025</u>			<u>2025-2026</u>	<u>2025-2026</u>	<u>2026-2027</u>	<u>Chg from</u>	<u>Percentage</u>
	<u>Fund</u>	<u>Account</u>	<u>Object</u>	<u>Original</u>	<u>Final</u>	<u>Proposed</u>	<u>2025-2026</u>	<u>of Increase</u>
	141	71100	000	<u>Budget</u>	<u>Budget</u>	<u>Budget</u>	<u>Final Budget</u>	<u>(Decrease)</u>
71000 Instruction								
71100 Regular Instruction Prgm			31,481,355	38,338,532	38,504,314	34,708,915	(3,795,399)	-9.86%
71150 Alternative Instruction Prgm			925,132	902,771	966,570	1,010,771	44,201	4.57%
71200 Special Education Prgm			5,706,772	6,529,404	6,705,589	7,072,193	366,604	5.47%
71300 Career/Technical Education Prg			2,276,531	2,571,200	2,617,550	2,681,091	63,541	2.43%
71900 Contingency			-	1,100,000	74,830	1,000,000	925,170	1,236.35%
72000 Support Services								
72120 Health Services			792,427	942,152	974,424	928,320	(46,104)	-4.73%
72130 Other Student Support			2,025,292	2,211,668	2,310,829	2,465,460	154,631	6.69%
72210 Regular Inst. Support			4,750,375	4,392,916	4,651,730	4,773,447	121,717	2.62%
72220 Special Education Support			792,201	766,426	769,230	793,430	24,200	3.15%
72230 Career & Technical Prg Support			279,571	274,305	273,584	285,219	11,635	4.25%
72250 Technology Services			2,965,741	3,270,169	3,222,243	3,322,352	100,109	3.11%
72260 Adult Programs			39,982	-	-	-	-	100.00%
72290 Communications			287,315	340,482	341,836	342,948	1,112	0.33%
72310 Board of Education			1,306,092	1,329,949	1,368,795	1,372,242	3,447	0.25%
72320 Director of Schools			404,960	441,112	441,207	463,746	22,539	5.11%
72410 Office of the Principal			4,637,452	5,249,719	5,070,220	5,295,302	225,082	4.44%
72510 Fiscal Services			1,038,628	1,190,238	1,176,038	1,177,389	1,351	0.11%
72520 Human Resources/ Personnel			506,356	585,527	589,252	583,550	(5,702)	-0.97%
72610 Operation of Plant			4,769,676	5,423,989	5,270,671	5,671,089	400,418	7.60%
72620 Maintenance of Plant			2,066,231	2,311,096	2,567,559	2,373,069	(194,490)	-7.57%
72710 Transportation			2,055,500	2,188,214	2,348,577	2,472,954	124,377	5.30%
73000 Non-Instructional Services								
73400 Early Childhood Education			453,803	453,803	457,331	471,168	13,837	3.03%

**OAK RIDGE SCHOOLS
FY 2026-2027 PROPOSED BUDGET**

**Fund 141 General Purpose School
Fund Expenditures Summary**

<u>ACCOUNT</u>	<u>2024-2025 Audit Report</u>			<u>2025-2026 Original Budget</u>	<u>2025-2026 Final Budget</u>	<u>2026-2027 Proposed Budget</u>	<u>Chg from 2025-2026 Final Budget</u>	<u>Percentage of Increase (Decrease)</u>
	<u>Fund</u> 141	<u>Account</u> 73401	<u>Object</u> 104					
73401 Pre-K General Fund			916,444	1,036,230	1,264,336	1,410,973	146,637	11.60%
76100 Capital Outlay								
76100 Regular Capital Outlay			3,161,014	1,195,205	1,583,530	1,107,205	(476,325)	-30.08%
82000 Capital Leases								
82130 Education Principal on Debt			6,877	6,912	6,912	77,968	71,056	1,028.01%
82230 Education Interest on Debt			123	88	88	20,556	20,468	23,259.09%
99000 Other Uses								
99100 Transfers Out			124,327	136,698	136,698	137,213	515	0.38%
Total Fund 141 General Purpose School Fund Expenditures			\$ 73,770,178	\$ 83,188,805	\$ 83,693,944	\$ 82,018,570	-\$1,675,374	-2.00%

**OAK RIDGE SCHOOLS
FY 2026-2027 PROPOSED BUDGET**

**Fund 141 General Purpose School
Fund Revenue Detail**

<u>ACCOUNT</u>	<u>2024-2025 Audit Report</u>			<u>2025-2026 Original Budget</u>	<u>2025-2026 Final Budget</u>	<u>2026-2027 Proposed Budget</u>	<u>Chg from 2025-2026 Final Budget</u>	<u>Percentage of Increase (Decrease)</u>
	<u>Fund</u>	<u>Account</u>	<u>Object</u>					
	141	39000	000					

30000 Reserves and/or Fund Balances

Reserves are funds left unspent from the previous year and are designated for a specific purpose. Fund Balances are left unspent from the previous year without designation but are restricted in their use to non-recurring uses. TCA 49-3-352(c) states 'Any fund balance remaining unexpended at the end of a fiscal year in the general fund of a local public education system shall be carried forward to the subsequent fiscal year. Such fund balance shall be available to offset shortfalls of budgeted revenues or, subject to provisions of TCA 49-2-301(f)(23), shall be available to meet unforeseen increases in operating expenses. The accumulated fund balance in excess of three percent (3%) of the budgeted annual operating expenses for the current fiscal year may be budgeted and expended for nonrecurring purposes but shall not be used to satisfy appropriation requirements for recurring annual operating expenses.

39000 Unassigned Fund Balance		-		6,263,899		6,263,899		4,275,026		(1,988,873)		-31.75%
<i>---Unassigned Fund Balance</i>								<i>4,275,026</i>				

Total 30000 Reserves and/or Fund Balances		\$	-		\$	6,263,899		\$	6,263,899		\$	4,275,026		\$	(1,988,873)		-31.75%
--	--	----	---	--	----	------------------	--	----	------------------	--	----	------------------	--	----	--------------------	--	----------------

**OAK RIDGE SCHOOLS
FY 2026-2027 PROPOSED BUDGET**

**Fund 141 General Purpose School
Fund Revenue Detail**

ACCOUNT	2024-2025 Audit Report			2025-2026 Original Budget	2025-2026 Final Budget	2026-2027 Proposed Budget	Chg from 2025-2026 Final Budget	Percentage of Increase (Decrease)
	Fund	Account	Object					
	141	40110	000					
40000 Local Revenues								
Local revenues include various taxes and in lieu of taxes designated by a local legislative body (County Commission) for the maintenance and improvement of elementary and secondary education.								
40110 Current Property Tax				12,985,263	13,830,000	13,830,000	12,950,000	(880,000) -6.36%
				<i>Oak Ridge Schools' share of property taxes collected by Anderson & Roane Counties for education. Taxes collected are divided based on the projected percent of Weighted Full Time Equivalent Average Daily Attendance (WFTEADA).</i>				
00060 Anderson County				11,145,206	12,000,000	12,000,000	11,500,000	
				<i>FY27 budget reflects no change in the number of WFTEADA students living in Anderson County.</i>				
00061 Roane County				1,840,057	1,830,000	1,830,000	1,450,000	
				<i>FY27 budget reflects no change in the number of WFTEADA students living in Roane County.</i>				
40210 Local Option Sales Tax				10,309,679	9,500,000	9,500,000	10,200,000	700,000 7.37%
				<i>Oak Ridge Schools' share of local option sales taxes collected by Anderson & Roane Counties for education. Taxes collected are divided based on the projected percent of Weighted Full Time Equivalent Average Daily Attendance (WFTEADA).</i>				
00060 Anderson County				8,817,935	8,200,000	8,200,000	8,800,000	
				<i>FY27 budget reflects no change in the number of WFTEADA students living in Anderson County.</i>				
00061 Roane County				1,491,744	1,300,000	1,300,000	1,400,000	
				<i>FY27 budget reflects no change in the number of WFTEADA students living in Roane County.</i>				
40275 Mixed Drink Tax				725	500	500	750	250 50.00%
				<i>Oak Ridge Schools' share of Mixed Drink Taxes collected and allocated to education.</i>				
Total 40000 Local Revenues				\$ 23,295,667	\$ 23,330,500	\$ 23,330,500	\$ 23,150,750	\$ (179,750) -0.77%

**OAK RIDGE SCHOOLS
FY 2026-2027 PROPOSED BUDGET**

**Fund 141 General Purpose School
Fund Revenue Detail**

<u>ACCOUNT</u>	<u>2024-2025 Audit Report</u>			<u>2025-2026 Original Budget</u>	<u>2025-2026 Final Budget</u>	<u>2026-2027 Proposed Budget</u>	<u>Chg from 2025-2026 Final Budget</u>	<u>Percentage of Increase (Decrease)</u>
	<u>Fund</u>	<u>Account</u>	<u>Object</u>					
	141	43511	000					
43500 Charges for Current Services								
Charges for Current Services revenues include charges that a Board of Education can charge for tuition, selected education programs and other support services.								
43511 Tuition - Regular Day Students			370,944	330,000	330,000	325,000	(5,000)	-1.52%
<i>---Revenue Generated from tuition fees charged to students who live outside Oak Ridge and attend Oak Ridge Schools. The yearly rates for FY27 are:</i>						325,000		
<i>---Roane County: \$3,761 Anderson County: \$3,761 Other TN Counties : \$8,086 Out of State: \$14,975</i>						-		
43533 Transportation Fees			5,836	3,500	3,500	1,500	(2,000)	-57.14%
<i>Revenue generated from collection of fees for field trips, athletic event travel, & other school transportation for students to off-set the fuel expenses associated with those trips provided by First Student.</i>						1,500		
Total 43500 Charges for Current Services			\$ 376,780	\$ 333,500	\$ 333,500	\$ 326,500	\$ (7,000)	-2.10%

**OAK RIDGE SCHOOLS
FY 2026-2027 PROPOSED BUDGET**

**Fund 141 General Purpose School
Fund Revenue Detail**

<u>ACCOUNT</u>	<u>2024-2025 Audit Report</u>			<u>2025-2026 Original Budget</u>	<u>2025-2026 Final Budget</u>	<u>2026-2027 Proposed Budget</u>	<u>Chg from 2025-2026 Final Budget</u>	<u>Percentage of Increase (Decrease)</u>
	Fund	Account	Object					
	141	44110	000					
44000 Other Local Revenues								
Other local revenues include several miscellaneous revenues that can be earned or accepted by a local board of education.								
44110 Interest Earned			968,823	800,000	800,000	550,000	(250,000)	-31.25%
			<i>Interest earned on the investment of funds in the Tennessee State Local Government Investment Pool and a money market checking account. FY27 decrease due to lower interest rates.</i>			550,000		
44120 Lease/Rentals			23,164	15,000	15,000	20,000	5,000	33.33%
			<i>Anticipated revenue to the school system for use of school facilities by community organizations and others for recreation and cultural events.</i>			20,000		
44170 Miscellaneous Refunds			13,413	7,500	7,500	5,000	(2,500)	-33.33%
			<i>Miscellaneous refunds received by the school system</i>			5,000		
44530 Sale of Equipment			14,493	15,000	15,000	25,000	10,000	66.67%
			<i>Funds received from the sale of surplus equipment.</i>			25,000		
44570 Contributions & Gifts			80,345	200,000	141,122	200,000	58,878	41.72%
			<i>Contingency for potential gifts or contributions which includes estimates for programs such as Oak Ridge Education Foundation & other small grants from community businesses and organizations. (Offset by expenditure contingency in 141-71900-599)</i>			200,000		
44990 Other Local Revenues			33,516	40,000	40,000	40,000	-	0.00%
			<i>Locally funded programs such as local or regional government grants, payment for lost textbooks, & student device damage fees.</i>			15,000		
			<i>Cognitive Coaching Institute</i>			25,000		
Total 44000 Other Local Revenues			\$ 1,133,753	\$ 1,077,500	\$ 1,018,622	\$ 840,000	\$ (178,622)	-17.54%

OAK RIDGE SCHOOLS
FY 2026-2027 PROPOSED BUDGET

Fund 141 General Purpose School
Fund Revenue Detail

<u>ACCOUNT</u>	<u>2024-2025</u>			<u>2025-2026</u>	<u>2025-2026</u>	<u>2026-2027</u>	<u>Chg from</u>	<u>Percentage</u>
	<u>Fund</u>	<u>Account</u>	<u>Object</u>	<u>Original</u>	<u>Final</u>	<u>Proposed</u>	<u>2025-2026</u>	<u>of Increase</u>
	141	46510	000	<u>Budget</u>	<u>Budget</u>	<u>Budget</u>	<u>Final Budget</u>	<u>(Decrease)</u>
46000 State Revenues								
State education funds are allocated by the State Department of Education on a formula or grant basis. In addition, other state agencies offer grant opportunities that provide funding for special projects.								
46510 TN Investment in Student Achv		33,044,439		34,295,000	34,295,000	36,500,000	2,205,000	6.43%
		<i>Basic support from the State Department of Education. Funding based on the TN Investment in Student Achievement Formula. Amount budgeted represents estimates received to date from the State as well as an estimated \$350,000 for estimated incentive payments.</i>				36,500,000		
		<i>The overall budgeted figure may be adjusted as final enrollment counts fluctuate. Final numbers will become available July 2026.</i>				-		
46513 TISA On-Behalf Payments		77,266		85,000	85,000	85,000	-	0.00%
		<i>TISA Revenues retained by the State per TISA law. Offset by expenses for ACT testing & students enrolled in other schools that were counted in the original TISA estimates. Final numbers are available in July and are provided by State Dept of Education.</i>				85,000		
46515 Early Childhood Education		554,981		533,803	648,925	547,331	(101,594)	-15.66%
		<i>Beginning FY24, revenue for the Special Education Pre-K grant.</i>				90,000		
		<i>Revenue based on the Governor's Voluntary Pre-K Initiative using lottery funding and expansion dollars. FY27 includes funding for 5 Pre-K classrooms.</i>				457,331		
46590 Other State Education Funds		444,303		922,640	1,611,029	-	(1,611,029)	-100.00%
		<i>Revenue for special funds from State Department of Education including Summer Learning Camp Grants. Learning Camp Grant budgets established at year end.</i>				-		
46596 Paid Parental Leave		88,184		100,000	100,000	100,000	-	0.00%
		<i>Beginning FY24, Potential Parental Leave Reimbursement from the State of Tennessee</i>				100,000		
46610 Career Ladder Program		76,109		76,000	76,000	60,000	(16,000)	-21.05%
		<i>Revenue for the Flow Through Career Ladder supplemental salary payments for certified staff. This is a fully funded State program.</i>				60,000		
46790 Other Vocational		173,368		42,000	52,255	-	(52,255)	-100.00%
46980 Other State Grants		96,527		400,000	150,252	400,000	249,748	166.22%
		<i>Contingency line item for potential state grants. (Offset by expenditure contingency in 141-71900-599)</i>				400,000		
46990 Other State Revenues		37,319		-	-	-	-	100.00%
Total 46000 State Revenues		\$ 34,592,495		\$ 36,454,443	\$ 37,018,460	\$ 37,692,331	\$ 673,871	1.82%

**OAK RIDGE SCHOOLS
FY 2026-2027 PROPOSED BUDGET**

**Fund 141 General Purpose School
Fund Revenue Detail**

<u>ACCOUNT</u>	<u>2024-2025 Audit Report</u>			<u>2025-2026 Original Budget</u>	<u>2025-2026 Final Budget</u>	<u>2026-2027 Proposed Budget</u>	<u>Chg from 2025-2026 Final Budget</u>	<u>Percentage of Increase (Decrease)</u>	
	<u>Fund</u>	<u>Account</u>	<u>Object</u>						
	141	47143	000						
47000 Federal Revenues									
Federal education funds are allocated by Federal and State agencies on a formula or grant basis either through State Department of Education or direct from Federal agencies. Federal funds are usually highly restricted in their use.									
47630 Public Law 874 - Maint/Operat.		63,197		25,000	25,000	30,000	5,000	20.00%	
		<i>Impact Aid Section 8003 provides funds for school districts impacted by federal operations. Funds are distributed based upon the number of students whose parents work or live on Federal property.</i>					30,000		
47640 ROTC Reimbursement		80,168		82,000	82,000	82,000	-	0.00%	
		<i>Reimbursement from US NAVY for portion of NJROTC instructor salaries & benefits.</i>					82,000		
Total 47000 Federal Revenues		\$ 271,129		\$ 107,000	\$ 107,000	\$ 112,000	\$ 5,000	4.67%	

**OAK RIDGE SCHOOLS
FY 2026-2027 PROPOSED BUDGET**

**Fund 141 General Purpose School
Fund Revenue Detail**

<u>ACCOUNT</u>	<u>2024-2025 Audit Report</u>			<u>2025-2026 Original Budget</u>	<u>2025-2026 Final Budget</u>	<u>2026-2027 Proposed Budget</u>	<u>Chg from 2025-2026 Final Budget</u>	<u>Percentage of Increase (Decrease)</u>
	<u>Fund</u>	<u>Account</u>	<u>Object</u>					
	141	49700	000					
49000 Other Sources								
Other sources of funding include the sale of bonds and the borrowing of notes (loans) as well as some other sources. In addition, transfers from other government funds including the City General Fund are reflected in this category.								
49700 Insurance Recovery			5,941	3,000	3,000	3,000	-	0.00%
<i>This item represents insurance payments received by the school system for lost, stolen, or damaged property. Damages recovered from individuals may also be recorded here.</i>						3,000		
49800 Transfers In			161,334	125,000	125,000	125,000	-	0.00%
<i>This account represents funds transferred into the general fund from the federal projects and other funds to cover indirect costs. FY27 Indirect Cost contribution rate is 6%.</i>						125,000		
49810 City General Fund Transfer			15,493,963	15,493,963	15,493,963	15,493,963	-	0.00%
<i>This account represents the allocation from the City of Oak Ridge to the schools. For FY26 no increase is budgeted.</i>						15,493,963		
Total 49000 Other Sources			\$ 15,661,238	\$ 15,621,963	\$ 15,621,963	\$ 15,621,963	\$ -	0.00%
Total Fund 141 General Purpose School Fund Revenue			\$ 75,331,062	\$ 83,188,805	\$ 83,693,944	\$ 82,018,570	-\$1,675,374	-2.00%

OAK RIDGE SCHOOLS
FY 2026-2027 PROPOSED BUDGET

Fund 141 General Purpose School
Fund Expenditures Detail

<u>ACCOUNT</u>	<u>2024-2025</u>			<u>2025-2026</u>	<u>2025-2026</u>	<u>2026-2027</u>	<u>Chg from</u>	<u>Percentage</u>
	<u>Fund</u>	<u>Account</u>	<u>Object</u>	<u>Audit Report</u>	<u>Original Budget</u>	<u>Final Budget</u>	<u>2025-2026 Final Budget</u>	<u>of Increase (Decrease)</u>
	141	71100	000					

71100 Regular Instruction Prgm

The Regular Instruction Program includes all expenses related to activities that provide Oak Ridge students with elementary and secondary learning experiences. Major elements in this series include salaries for teachers and teacher assistants, costs of instructional supplies and textbooks and instructional equipment. Revenues for this section consist of local, county and state government funds. This section of the budget is also supplemented with funds provided through local grants.

116 Teachers		22,626,898	24,265,971	24,519,971	24,582,512	62,541	0.26%
---Budget for salaries of regular & ELL teachers, advanced degrees & intermediate steps, and supplements. Also includes compensation for teachers achieving certification requirements as outlined in the ORS Differentiated Pay Plan.							
---Delineation of proposed positions are noted in Appendix B-1. Salaries are based on salary schedules in Appendix C-1. Coaching & Band salary supplements are listed in Appendix C-12							
---Pay rates for substitutes are listed in Appendix C-13							
Projected compensation for teachers achieving certification requirements mid-year						75,000	
Stipend : Scoreboards Management (Track & Football)						6,000	
Stipends: Instructional Coaching						7,000	
Intercession Program Staffing						82,300	
Afterschool Tutoring Program						124,755	
00015	Glenwood Elementary	1,967,480	2,189,858	2,189,858	2,175,707		
00025	Jefferson Middle School	3,548,458	3,741,276	3,741,276	3,960,186		
Middle School Yearbook Sponsor Stipend						1,000	
00030	Linden Elementary	2,545,766	2,737,786	2,737,786	2,735,001		
00035	Oak Ridge High School	6,253,105	6,727,196	6,727,196	6,809,791		
ORHS Department Head Stipends (including Guidance)						15,400	
ORHS ACT Coach Stipend						1,750	
00040	Robertsville Middle School	3,551,069	3,751,507	3,751,507	3,745,496		
Middle School Yearbook Sponsor Stipend						1,000	
00045	Willow Brook Elementary	2,082,941	2,280,448	2,280,448	2,329,293		
00050	Woodland Elementary	2,280,069	2,415,166	2,415,166	2,531,983		
117 Career Ladder Program		52,090	54,000	52,000	48,000	(4,000)	-7.69%
128 Homebound Teachers		5,392	5,000	3,500	5,000	1,500	42.86%
163 Educational Assistants		909,154	1,142,636	1,106,001	1,159,882	53,881	4.87%

Budgeted salaries for regular education teacher assistant positions. Delineation of proposed positions are noted in Appendix B-1.

OAK RIDGE SCHOOLS FY 2026-2027 PROPOSED BUDGET

Fund 141 General Purpose School Fund Expenditures Detail

ACCOUNT	2024-2025 Audit Report			2025-2026 Original Budget	2025-2026 Final Budget	2026-2027 Proposed Budget	Chg from 2025-2026 Final Budget	Percentage of Increase (Decrease)
	Fund	Account	Object					
	141	71100	163					
<i>Salaries are based on salary schedules in Appendix D-1. Pay rates for substitutes are listed in Appendix C-13</i>						-		
<i>Substitutes : Teacher Assistants</i>						50,000		
188 Bonus Payments			-	830,000	692,000	-	(692,000)	-100.00%
189 Other Salaries & Wages			118,049	166,772	239,092	168,736	(70,356)	-29.43%
<i>FY26 Included State Tutoring Grant funds received mid-year</i>						-		
<i>Summer & Winter Band Programs</i>						13,000		
<i>Summer School</i>						60,000		
195 Certified Substitute Teachers			336,620	310,000	350,000	350,000	-	0.00%
201 Social Security			1,403,234	1,644,725	1,622,637	1,656,919	34,282	2.11%
204 State Retirement			1,567,186	1,690,734	1,713,988	1,790,477	76,489	4.46%
206 Life Insurance			34,363	38,575	36,575	36,763	188	0.51%
207 Medical Insurance			2,582,511	2,782,412	2,804,412	3,000,913	196,501	7.01%
208 Dental Insurance			97,661	102,590	110,590	114,001	3,411	3.08%
212 Employer Medicare			332,187	387,044	382,576	389,914	7,338	1.92%
217 Retirement - Hybrid Stabilize			74,042	80,402	100,847	81,664	(19,183)	-19.02%
299 Vision - Other Fringe Benefits			30,791	31,301	31,701	31,958	257	0.81%
399 Other Contracted Services			24,518	30,000	30,000	30,000	-	0.00%
<i>Contingency for non-special education residential student placements.</i>						27,000		
<i>Oak Ridge Children's Museum</i>						3,000		
429 Instructional Supply/Materials			200,010	233,288	235,873	264,176	28,303	12.00%
<i>Allocation for instructional materials. Allocations are found in Appendix B & are divided between this account & 141-72410-499 with approximately 90% budgeted to Regular Instruction. Overall allocation increases with enrollment increases.</i>						-		
<i>FY27 includes addition of funds previously budgeted to schools for textbooks. Rates : Elementary - \$57.00</i>						-		
<i>Middle School - \$60.00 High School - \$62.00</i>						-		
00015	Glenwood Elementary		14,240	17,283	17,283	18,673		
00025	Jefferson Middle School		37,013	34,311	29,496	40,338		

OAK RIDGE SCHOOLS
FY 2026-2027 PROPOSED BUDGET

Fund 141 General Purpose School
Fund Expenditures Detail

<u>ACCOUNT</u>	<u>2024-2025</u>			<u>2025-2026</u>	<u>2025-2026</u>	<u>2026-2027</u>	<u>Chg from</u>	<u>Percentage</u>
	<u>Fund</u>	<u>Account</u>	<u>Object</u>	<u>Original</u>	<u>Final</u>	<u>Proposed</u>	<u>2025-2026</u>	<u>of Increase</u>
	141	71100	429	<u>Budget</u>	<u>Budget</u>	<u>Budget</u>	<u>Final Budget</u>	<u>(Decrease)</u>
00030 Linden Elementary			21,268	23,217	23,217	27,086		
00035 Oak Ridge High School			68,160	86,848	86,848	95,988		
ORHS Instructional Materials						85,988		
ORHS Science Supplies						10,000		
00040 Robertsville Middle School			26,256	36,413	36,413	42,282		
00045 Willow Brook Elementary			18,779	17,500	18,793	19,751		
00050 Woodland Elementary			12,293	17,716	17,716	20,058		
430 Textbooks- Electronic			132,624	400,000	406,500	300,000	(106,500)	-26.20%
District digital textbook adoption, supplemental materials, and replacement books.						300,000		
00078 Technology Career Center			-	-	-	-		
449 Textbooks - Bound			27,016	63,582	79,703	25,000	(54,703)	-68.63%
District Textbook Adoption						25,000		
FY27 - specific allocations for each school now combined with Instructional Supplies in 71100-429						-		
00015 Glenwood Elementary			1,885	4,608	2,634	-		
00025 Jefferson Middle School			-	4,341	-	-		
00030 Linden Elementary			1,634	6,191	4,416	-		
00035 Oak Ridge High School			1,420	9,445	11,866	-		
00040 Robertsville Middle School			3,523	4,607	4,607	-		
00045 Willow Brook Elementary			2,675	4,666	1,456	-		
00050 Woodland Elementary			5,267	4,724	4,724	-		
471 Software			364,946	365,000	467,450	465,000	(2,450)	-0.52%
Maintenance support & annual fees of instructional technology software & services.						465,000		
499 Other Supplies & Materials			11,831	22,000	7,000	22,000	15,000	214.29%
Instructional supplies & materials contingent upon school needs.						22,000		
595 TISA On-Behalf Payments			77,266	85,000	85,000	85,000	-	0.00%
Expenses for ACT testing & students enrolled in other districts counted in original TISA estimates. Final numbers provided by State Department of Education in July 2026. Offset by Revenue of the same amount.						85,000		
711 Furniture & Fixtures			81,091	98,000	155,233	98,000	(57,233)	-36.87%
Band instrument repair & replacement						15,000		
Orchestra instrument repair & replacement						15,000		
School allocations to purchase various pieces of equipment & furniture as listed in Appendix B-2						-		

OAK RIDGE SCHOOLS
FY 2026-2027 PROPOSED BUDGET

Fund 141 General Purpose School
Fund Expenditures Detail

<u>ACCOUNT</u>	<u>2024-2025</u>			<u>2025-2026</u>	<u>2025-2026</u>	<u>2026-2027</u>	<u>Chg from</u>	<u>Percentage</u>
	<u>Fund</u>	<u>Account</u>	<u>Object</u>	<u>Original</u>	<u>Final</u>	<u>Proposed</u>	<u>2025-2026</u>	<u>of Increase</u>
	141	71100	711	<u>Budget</u>	<u>Budget</u>	<u>Budget</u>	<u>Final Budget</u>	<u>(Decrease)</u>
00015 Glenwood Elementary			4,963	5,000	5,000	5,000		
00025 Jefferson Middle School			11,983	12,000	8,166	12,000		
00030 Linden Elementary			543	5,000	5,000	5,000		
00035 Oak Ridge High School			23,813	24,000	85,000	24,000		
00040 Robertsville Middle School			10,996	12,000	12,000	12,000		
00045 Willow Brook Elementary			8,829	5,000	5,067	5,000		
00050 Woodland Elementary			4,965	5,000	5,000	5,000		
722 Regular Instruction			391,873	3,509,500	3,271,665	3,000	(3,268,665)	-99.91%
Equipment								
<i>Equipment purchases for students on 504 plans</i>						3,000		
Total 71100 Regular Instruction Prgm			\$ 31,481,355	\$ 38,338,532	\$ 38,504,314	\$ 34,708,915	\$ (3,795,399)	-9.86%

OAK RIDGE SCHOOLS
FY 2026-2027 PROPOSED BUDGET

Fund 141 General Purpose School
Fund Expenditures Detail

<u>ACCOUNT</u>	<u>2024-2025</u>			<u>2025-2026</u>	<u>2025-2026</u>	<u>2026-2027</u>	<u>Chg from</u>	<u>Percentage</u>
	<u>Fund</u>	<u>Account</u>	<u>Object</u>	<u>Original</u>	<u>Final</u>	<u>Proposed</u>	<u>2025-2026</u>	<u>of Increase</u>
	141	71150	116	<u>Budget</u>	<u>Budget</u>	<u>Budget</u>	<u>Final Budget</u>	<u>(Decrease)</u>

71150 Alternative Instruction Prgm

Alternative School Program is an instructional program designated for students who have been suspended long term or expelled as well as those students who need a smaller setting and varied instructional strategies in order to be successful. This program includes activities that deal directly with the interaction between teachers and students in an alternative learning environment.

116 Teachers	474,619	425,023	448,539	462,112	13,573	3.03%
<i>Budgeted teacher salaries for the Secondary Alternative school. Delineation of proposed positions are noted in Appendix B-1. Salaries are based on salary schedules in Appendix C-1. Pay rates for substitutes are listed in Appendix C-13.</i>						
161 Secretaries	40,917	46,104	46,104	47,982	1,878	4.07%
<i>Budgeted salary for secretarial position for the Alternative School. Salaries are based on the salary schedule in Appendix D-1. Pay rates for substitutes are listed in Appendix C-13</i>						
<i>Substitutes : Secretary</i>						
163 Educational Assistants	129,579	154,886	151,886	154,653	2,767	1.82%
<i>Budgeted salaries for educational assistants needed for instructional support. Delineation of proposed positions are noted in Appendix B-1. Salaries based on the salary schedule in Appendix D-1.</i>						
<i>Pay rates for substitutes are listed in Appendix C-13</i>						
<i>Substitutes : Teacher Assistants</i>						
189 Other Salaries & Wages	72,090	75,965	75,965	78,966	3,001	3.95%
<i>Budget for Family Services Staffing support of the Alternative School Program. Salaries are based on salary schedules in Appendix D-1.</i>						
195 Certified Substitute Teachers	11,161	15,000	15,000	15,000	-	0.00%
201 Social Security	43,332	42,315	44,415	47,349	2,934	6.61%
204 State Retirement	49,298	48,675	47,875	52,613	4,738	9.90%
206 Life Insurance	1,615	1,378	1,486	1,462	(24)	-1.62%
207 Medical Insurance	66,985	57,542	97,042	111,629	14,587	15.03%
208 Dental Insurance	4,672	3,964	4,669	4,753	84	1.80%
212 Employer Medicare	10,137	9,898	10,398	11,001	603	5.80%
217 Retirement - Hybrid Stabilize	3,674	3,774	4,794	4,975	181	3.78%

OAK RIDGE SCHOOLS
FY 2026-2027 PROPOSED BUDGET

**Fund 141 General Purpose School
Fund Expenditures Detail**

ACCOUNT	2024-2025 Audit Report			2025-2026 Original Budget	2025-2026 Final Budget	2026-2027 Proposed Budget	Chg from 2025-2026 Final Budget	Percentage of Increase (Decrease)			
	Fund 141	Account 71150	Object 299								
299 Vision - Other Fringe Benefits			1,373	1,197	1,347	1,326	(21)	-1.56%			
355 Local Travel			-	200	200	200	-	0.00%			
						200					
429 Instructional Supply/Materials			6,330	7,150	7,150	7,250	100	1.40%			
524 Staff Development			150	2,500	2,500	2,500	-	0.00%			
						2,500					
599 Other Charges			1,892	2,000	2,000	2,000	-	0.00%			
						2,000					
725 Special Education Equipment			7,308	5,200	5,200	5,000	(200)	-3.85%			
						5,000					
Total 71150 Alternative Instruction Prgm	\$	925,132	\$	902,771	\$	966,570	\$	1,010,771	\$	44,201	4.57%

OAK RIDGE SCHOOLS
FY 2026-2027 PROPOSED BUDGET

Fund 141 General Purpose School
Fund Expenditures Detail

<u>ACCOUNT</u>	<u>2024-2025</u>			<u>2025-2026</u>	<u>2025-2026</u>	<u>2026-2027</u>	<u>Chg from</u>	<u>Percentage</u>
	<u>Fund</u>	<u>Account</u>	<u>Object</u>	<u>Audit</u>	<u>Original</u>	<u>Final</u>	<u>2025-2026</u>	<u>of Increase</u>
	141	71200	116	<u>Report</u>	<u>Budget</u>	<u>Budget</u>	<u>Final Budget</u>	<u>(Decrease)</u>

71200 Special Education Prgm

The Special Education Program includes services for students with identified special needs. Services are for students in pre-kindergarten through high school including specially designed instruction that addresses the unique needs of students eligible to receive special education services. Special education is provided at no cost to parents and includes the related services a student needs to access their educational program. Revenues for this section consist of local, county, and state government funds.

116 Teachers	2,964,737	3,308,778	3,201,790	3,380,604	178,814	5.58%
<i>Budgeted salaries for CDC and resource teachers. Delineation of proposed positions are noted in Appendix B-1.</i>						
<i>Salaries are based on salary schedules in Appendix C-1. Pay rates for substitutes are listed in Appendix C-13</i>						
00015 Glenwood Elementary	205,984	221,978	221,978	231,065		
00025 Jefferson Middle School	438,745	472,239	472,239	483,856		
00030 Linden Elementary	302,478	331,864	286,864	290,551		
00035 Oak Ridge High School	714,954	863,695	863,695	920,627		
00036 Secret City Academy	66,467	71,397	71,397	72,899		
00040 Robertsville Middle School	655,117	704,879	704,879	719,924		
00043 Pre-School	66,980	86,736	86,736	44,250		
00045 Willow Brook Elementary	255,230	276,813	276,813	399,834		
00050 Woodland Elementary	199,296	214,689	152,189	151,291		
<i>State Special Ed Preschool Grant</i>						
117 Career Ladder Program	5,000	5,000	5,000	5,000	-	0.00%
128 Homebound Teachers	3,563	5,000	5,000	5,000	-	0.00%
<i>Services for special education students who are unable to attend regular classes & are recommended for homebound by their physicians.</i>						
163 Educational Assistants	817,970	1,043,598	1,257,843	1,402,123	144,280	11.47%
<i>Educational assistants as needed by disabled children which includes bus assistants, mobility aides, instructional assistants, etc. Delineation of proposed positions are noted in Appendix B-1.</i>						
<i>Salaries are based on salary schedules in Appendix D-1. Pay rates for substitutes are listed in Appendix C-13</i>						
<i>Substitutes : Teacher Assistants</i>						
171 Speech Pathologist	555,126	596,740	596,740	609,184	12,444	2.09%
<i>Budgeted salaries for speech pathologists. Delineation of proposed positions are noted in Appendix B-1. Salaries are based on salary schedules in Appendix C-1.</i>						
189 Other Salaries & Wages	16,320	25,000	25,000	25,000	-	0.00%

**OAK RIDGE SCHOOLS
FY 2026-2027 PROPOSED BUDGET**

**Fund 141 General Purpose School
Fund Expenditures Detail**

ACCOUNT	2024-2025 Audit Report			2025-2026 Original Budget	2025-2026 Final Budget	2026-2027 Proposed Budget	Chg from 2025-2026 Final Budget	Percentage of Increase (Decrease)	
	Fund	Account	Object						
	141	71200	189						
<i>Funds for staff members to work with blind, deaf, and multiple handicapped children. Also includes funding for ESY (Extended School Year) services on an as needed basis.</i>						25,000			
195 Certified Substitute Teachers			40,245	30,000	30,000	35,000	5,000	16.67%	
201 Social Security			256,741	310,878	313,545	336,335	22,790	7.27%	
204 State Retirement			288,160	331,997	331,997	376,859	44,862	13.51%	
206 Life Insurance			9,749	10,065	10,059	10,493	434	4.31%	
207 Medical Insurance			589,775	647,886	633,848	658,425	24,577	3.88%	
208 Dental Insurance			25,083	27,038	28,656	30,111	1,455	5.08%	
212 Employer Medicare			60,170	72,707	73,645	78,660	5,015	6.81%	
217 Retirement - Hybrid Stabilize			17,683	22,140	26,140	28,585	2,445	9.35%	
299 Vision - Other Fringe Benefits			7,481	8,077	8,127	8,314	188	2.31%	
322 Evaluation & Testing			8,057	17,000	16,700	15,000	(1,700)	-10.18%	
<i>Special Education testing materials.</i>						15,000			
429 Instructional Supply/Materials			5,158	12,500	12,500	12,500	-	0.00%	
<i>Instructional supplies & materials for special education classes.</i>						12,500			
471 Software			22,528	30,000	30,000	30,000	-	0.00%	
<i>Software specific to special education resource classes, speech & hearing clinicians, and other special education areas.</i>						30,000			
725 Special Education Equipment			13,227	25,000	25,000	25,000	-	0.00%	
<i>Equipment used by special education personnel. A significant amount is used for providing specialized equipment for special needs students.</i>						25,000			
Total 71200 Special Education Prgm				\$ 5,706,772	\$ 6,529,404	\$ 6,705,589	\$ 7,072,193	\$ 366,604	5.47%

**OAK RIDGE SCHOOLS
FY 2026-2027 PROPOSED BUDGET**

**Fund 141 General Purpose School
Fund Expenditures Detail**

<u>ACCOUNT</u>	<u>2024-2025 Audit Report</u>			<u>2025-2026 Original Budget</u>	<u>2025-2026 Final Budget</u>	<u>2026-2027 Proposed Budget</u>	<u>Chg from 2025-2026 Final Budget</u>	<u>Percentage of Increase (Decrease)</u>
	Fund	Account	Object					
	141	71300	116					

71300 Career/Technical Education Prg

The Technology-Career Program includes learning experiences acquired through activities designed to prepare students to enter a career or pursue additional technical-career training after high school. Major elements include the costs for teachers, teacher assistants, textbooks, instructional supplies and instructional equipment. Revenues for this section consist of local, county, and state funding. Additional funding for this program is accounted for under the federal Carl Perkins Vocational Act funds.

116 Teachers		1,469,531	1,752,811	1,752,811	1,841,840	89,029	5.08%
<i>Budgeted salaries of Technology Career positions at ORHS & the middle schools. Delineation of proposed positions are noted in Appendix B-1. Salaries are based on salary schedules in Appendix C-1</i>							
00025 Jefferson Middle School		153,532	165,810	165,810	171,989		
00035 Oak Ridge High School		1,125,508	1,408,873	1,408,873	1,487,285		
00040 Robertsville Middle School		165,700	178,128	178,128	182,566		
117 Career Ladder Program		1,000	1,000	1,000	1,000	-	0.00%
163 Educational Assistants		34,585	42,653	42,153	43,720	1,567	3.72%
195 Certified Substitute Teachers		16,913	12,500	22,500	15,000	(7,500)	-33.33%
201 Social Security		89,276	111,196	110,196	117,874	7,678	6.97%
204 State Retirement		107,064	128,519	125,519	136,259	10,740	8.56%
206 Life Insurance		2,462	2,583	2,583	2,621	38	1.47%
207 Medical Insurance		159,114	193,069	183,069	190,792	7,723	4.22%
208 Dental Insurance		7,075	7,234	7,684	8,322	638	8.30%
212 Employer Medicare		20,936	26,189	25,889	27,536	1,647	6.36%
217 Retirement - Hybrid Stabilize		7,612	8,267	9,767	8,912	(855)	-8.75%
299 Vision - Other Fringe Benefits		2,025	2,179	2,179	2,215	36	1.65%
399 Other Contracted Services		116,818	183,000	180,000	180,000	-	0.00%
00035 Oak Ridge High School Aviation & Flight Instruction		102,244	180,000	180,000	180,000 180,000		
00035 Oak Ridge High School		14,574	3,000	-	-		

**OAK RIDGE SCHOOLS
FY 2026-2027 PROPOSED BUDGET**

**Fund 141 General Purpose School
Fund Expenditures Detail**

<u>ACCOUNT</u>	<u>2024-2025</u>			<u>2025-2026</u>	<u>2025-2026</u>	<u>2026-2027</u>	<u>Chg from</u>	<u>Percentage</u>			
	<u>Fund</u>	<u>Account</u>	<u>Object</u>	<u>Original</u>	<u>Final</u>	<u>Proposed</u>	<u>2025-2026</u>	<u>of Increase</u>			
	141	71300	429	<u>Budget</u>	<u>Budget</u>	<u>Budget</u>	<u>Final Budget</u>	<u>(Decrease)</u>			
429 Instructional Supply/Materials			107,540	70,000	89,737	75,000	(14,737)	-16.42%			
<i>Advanced Manufacturing Consumables & PPE</i>						29,000					
<i>Automotive Consumables & PPE</i>						7,000					
<i>CCTE Teacher Supplies</i>						7,000					
<i>Other CTE Program Supplies</i>						10,000					
<i>Welding Consumables & PPE</i>						22,000					
00035 Oak Ridge High School			-	-	10,000	-					
00025 Jefferson Middle School			16,021	-	2,860	-					
00035 Oak Ridge High School			-	-	-	-					
00040 Robertsville Middle School			31,610	-	7,105	-					
730 Vocational Instruction Equip			131,649	30,000	62,463	30,000	(32,463)	-51.97%			
<i>FY26 included budgeted funds for the final year of the Innovative Schools Model Grant.</i>						-					
<i>Purchase of STEM equipment such as 3D printers, laser engraver, & drones.</i>						30,000					
00035 Oak Ridge High School			33,000	-	10,000	-					
00025 Jefferson Middle School			15,795	-	12,046	-					
00035 Oak Ridge High School			6,695	-	1,315	-					
00040 Robertsville Middle School			47,374	-	9,101	-					
Total 71300 Career/Technical Education Prg	\$	2,276,531	\$	2,571,200	\$	2,617,550	\$	2,681,091	\$	63,541	2.43%

**OAK RIDGE SCHOOLS
FY 2026-2027 PROPOSED BUDGET**

**Fund 141 General Purpose School
Fund Expenditures Detail**

<u>ACCOUNT</u>	<u>2024-2025 Audit Report</u>			<u>2025-2026 Original Budget</u>	<u>2025-2026 Final Budget</u>	<u>2026-2027 Proposed Budget</u>	<u>Chg from 2025-2026 Final Budget</u>	<u>Percentage of Increase (Decrease)</u>
	<u>Fund</u>	<u>Account</u>	<u>Object</u>					
	141	71900	140					
71900 Contingency								
The instructional contingency is designated to fund instructional activities which cannot be immediately classified in one of the other instructional categories. Funding for this section consists of local, county, and state funds.								
599 Other Charges			-	1,100,000	74,830	1,000,000	925,170	1,236.35%
<i>Instructional contingency for potential grants and donations (Offset by \$400,000 revenue contingency in 141-46980 and \$200,000 revenue contingency in 141-44570)</i>						600,000		
<i>Additional teacher salary and benefit contingency as needed due to possible enrollment fluctuations.</i>						100,000		
<i>Other District Contingency Needs</i>						100,000		
<i>Contingency for open purchase orders at year-end.</i>						200,000		
Total 71900 Contingency			-	1,100,000	74,830	1,000,000	925,170	1,236.35%

OAK RIDGE SCHOOLS
FY 2026-2027 PROPOSED BUDGET

Fund 141 General Purpose School
Fund Expenditures Detail

<u>ACCOUNT</u>	<u>2024-2025</u>			<u>2025-2026</u>	<u>2025-2026</u>	<u>2026-2027</u>	<u>Chg from</u>	<u>Percentage</u>
	<u>Fund</u>	<u>Account</u>	<u>Object</u>	<u>Original</u>	<u>Final</u>	<u>Proposed</u>	<u>2025-2026</u>	<u>of Increase</u>
	141	72120	105	<u>Budget</u>	<u>Budget</u>	<u>Budget</u>	<u>Final Budget</u>	<u>(Decrease)</u>

72120 Health Services

Health services include physical and mental health services which are not direct instruction. Included are activities that provide students with appropriate medical, and nursing services. Revenues for this section consist of local, county, and state funds.

105 Supervisor/Director	89,872	96,192	96,192	98,238	2,046	2.13%
<i>District CSH Wellness Coordinator. Salary based on salary schedule in Appendix C-3.</i>						
131 Medical Personnel	504,014	615,606	655,606	635,268	(20,338)	-3.10%
<i>Budgeted salaries for system-wide RN Health Services Supervisor & school nurses. Beginning FY26, Health Services Supervisor increased to a 12-month contract. FY26 also included an additional, temporary Health Services Supervisor.</i>						
<i>Delineation of proposed positions are noted in Appendix B-1. Salaries are based on salary schedules in Appendix D-1 & D-2</i>						
187 Overtime Pay	-	100	100	100	-	0.00%
195 Certified Substitute Teachers	10,980	1,000	1,000	1,000	-	0.00%
201 Social Security	36,516	44,452	46,952	41,235	(5,717)	-12.18%
204 State Retirement	42,787	52,829	56,829	51,054	(5,775)	-10.16%
206 Life Insurance	1,078	1,260	1,272	1,080	(192)	-15.09%
207 Medical Insurance	26,406	45,993	25,993	20,985	(5,008)	-19.27%
208 Dental Insurance	1,581	2,166	2,166	1,950	(216)	-9.97%
212 Employer Medicare	8,540	10,322	11,022	9,642	(1,380)	-12.52%
217 Retirement - Hybrid Stabilize	3,997	3,840	6,040	4,195	(1,845)	-30.55%
299 Vision - Other Fringe Benefits	477	654	654	545	(109)	-16.67%
355 Local Travel	163	1,500	1,500	1,500	-	0.00%
<i>Reimbursement of local mileage for school nurses and substitute nurses incurred in the regular use of their vehicles in the performance of official duties.</i>						
<i>Reimbursement of local mileage expenses for the CSH Coordinator.</i>						
399 Other Contracted Services	7,571	30,000	30,000	15,000	(15,000)	-50.00%

OAK RIDGE SCHOOLS
FY 2026-2027 PROPOSED BUDGET

Fund 141 General Purpose School
Fund Expenditures Detail

<u>ACCOUNT</u>	<u>2024-2025</u>			<u>2025-2026</u>	<u>2025-2026</u>	<u>2026-2027</u>	<u>Chg from</u>	<u>Percentage</u>
	<u>Fund</u>	<u>Account</u>	<u>Object</u>	<u>Original</u>	<u>Final</u>	<u>Proposed</u>	<u>2025-2026</u>	<u>of Increase</u>
	141	72120	399	<u>Budget</u>	<u>Budget</u>	<u>Budget</u>	<u>Final Budget</u>	<u>(Decrease)</u>
<i>Interpreter Services</i>						15,000		
499 Other Supplies & Materials			54,072	28,373	32,137	39,028	6,891	21.44%
<i>AED Purchase, Software, & Supplies</i>						12,950		
<i>Other Supplies for Director of Student Support</i>						500		
<i>School Nurse Supplies</i>						5,500		
<i>CSH Local Discretionary</i>						1,200		
<i>General CSH Supplies</i>						350		
<i>Health Promotion for ORS Staff</i>						750		
<i>Healthy School Team Funds</i>						6,000		
<i>Turkey Trot</i>						1,700		
<i>Vaping Prevention & Education</i>						1,500		
<i>Supplies for school clinics distributed to schools on a basis of \$1.81 per student as shown in Appendix B2.</i>						-		
00015	Glenwood Elementary		597	722	722	659		
00025	Jefferson Middle School		1,278	1,359	1,359	1,352		
00030	Linden Elementary		906	970	970	956		
00035	Oak Ridge High School		2,987	2,958	2,958	2,789		
00040	Robertsville Middle School		1,279	1,443	1,443	1,417		
00045	Willow Brook Elementary		712	731	731	697		
00050	Woodland Elementary		819	740	740	708		
524 Staff Development			4,372	7,865	6,961	7,500	539	7.75%
<i>Staff development and associated travel costs for school nurses</i>						3,000		
<i>CPR Certifications</i>						1,000		
<i>Staff development and associated travel costs for the CSH Coordinator.</i>						3,500		
Total 72120 Health Services			\$ 792,427	\$ 942,152	\$ 974,424	\$ 928,320	\$ (46,104)	-4.73%

**OAK RIDGE SCHOOLS
FY 2026-2027 PROPOSED BUDGET**

**Fund 141 General Purpose School
Fund Expenditures Detail**

<u>ACCOUNT</u>	<u>2024-2025 Audit Report</u>			<u>2025-2026 Original Budget</u>	<u>2025-2026 Final Budget</u>	<u>2026-2027 Proposed Budget</u>	<u>Chg from 2025-2026 Final Budget</u>	<u>Percentage of Increase (Decrease)</u>
	Fund	Account	Object					
	141	72130	105					

72130 Other Student Support

Other student support services include activities designed to assess and improve the well-being of students and to assist them in reaching their potential and individual educational goals. Fund for this consist of local, county, and state funds.

123 School Counseling	1,098,991	1,179,368	1,179,368	1,307,286	127,918	10.85%
<i>Budgeted salaries for school counselors. Delineation of proposed positions are noted in Appendix B-1. Salaries are based on salary schedules in Appendix C3</i>						
189 Other Salaries & Wages	109,575	117,627	117,627	121,234	3,607	3.07%
<i>Delineation of proposed positions are noted in Appendix B-1. Salaries are based on salary schedules in Appendix D-1.</i>						
201 Social Security	70,253	80,413	79,413	88,568	9,155	11.53%
204 State Retirement	80,679	81,142	81,992	97,281	15,289	18.65%
206 Life Insurance	1,706	1,764	1,764	1,777	13	0.74%
207 Medical Insurance	154,947	170,364	178,164	212,317	34,153	19.17%
208 Dental Insurance	4,578	4,667	4,867	5,365	498	10.23%
212 Employer Medicare	16,430	18,806	18,706	20,711	2,005	10.72%
217 Retirement - Hybrid Stabilize	2,878	3,109	3,259	4,031	772	23.69%
299 Vision - Other Fringe Benefits	1,306	1,308	1,308	1,390	82	6.27%
309 Contracts with Govt. Agency	-	-	24,000	-	(24,000)	-100.00%
<i>FY26 included State Security Grant Funds.</i>						
322 Evaluation & Testing	162,549	177,000	180,210	183,500	3,290	1.83%
<i>Cost of district testing materials.</i>						
00035 Oak Ridge High School	16,716	17,000	17,000	18,500		
World Language Proficiency Testing				18,500		
399 Other Contracted Services	187,684	247,000	246,140	322,000	75,860	30.82%
<i>- FY27 includes additional funding for Behavior Specialists</i>						
<i>Annual cost of digitizing and electronic storage of student records and EES District Survey.</i>						

OAK RIDGE SCHOOLS FY 2026-2027 PROPOSED BUDGET

Fund 141 General Purpose School Fund Expenditures Detail

ACCOUNT	2024-2025 Audit Report			2025-2026 Original Budget	2025-2026 Final Budget	2026-2027 Proposed Budget	Chg from 2025-2026 Final Budget	Percentage of Increase (Decrease)
	Fund	Account	Object					
	141	72130	399					
						200,000		
						12,000		
						85,000		
471 Software			57,348	70,100	70,100	80,000	9,900	14.12%
						5,000		
						13,500		
						61,500		
499 Other Supplies & Materials			23,989	12,000	-	12,000	12,000	100.00%
	00035	Oak Ridge High School	10,277	12,000	-	12,000		
		ORHS Honors Program, Graduation, Diplomas, & Mailing Expenses				12,000		
524 Staff Development			1,053	39,000	19,827	-	(19,827)	-100.00%
						-		
	00025	Jefferson Middle School	-	15,000	3,954	-		
	00035	Oak Ridge High School	655	12,000	10,656	-		
	00040	Robertsville Middle School	398	12,000	5,217	-		
599 Other Charges			51,326	8,000	86,085	8,000	(78,085)	-90.71%
						-		
						-		
	00015	Glenwood Elementary	5,800	-	1,400	-		
	00035	Oak Ridge High School	713	-	21,555	-		
	00040	Robertsville Middle School	12,823	-	17,704	-		
	00050	Woodland Elementary	-	-	3,700	-		
	00052	Naka-Shi	2,833	8,000	8,000	8,000		
790 Other Equipment			-	-	6,000	-	(6,000)	-100.00%
Total 72130 Other Student Support			\$ 2,025,292	\$ 2,211,668	\$ 2,310,829	\$ 2,465,460	\$ 154,631	6.69%

OAK RIDGE SCHOOLS
FY 2026-2027 PROPOSED BUDGET

Fund 141 General Purpose School
Fund Expenditures Detail

<u>ACCOUNT</u>	<u>2024-2025</u>			<u>2025-2026</u>	<u>2025-2026</u>	<u>2026-2027</u>	<u>Chg from</u>	<u>Percentage</u>
	<u>Fund</u>	<u>Account</u>	<u>Object</u>	<u>Audit</u>	<u>Original</u>	<u>Final</u>	<u>2025-2026</u>	<u>of Increase</u>
	141	72210	105	<u>Report</u>	<u>Budget</u>	<u>Budget</u>	<u>Final Budget</u>	<u>(Decrease)</u>

72210 Regular Inst. Support

This section includes expenses characterized as assisting instructional staff in planning, developing, and evaluating the process of providing learning experiences for students. Major elements of this section include salaries for Executive Directors, Directors, Supervisors, Coordinators and Librarians, costs for library books, in-service activities, and travel. Revenues consist of local, county and state governments with some funds provided from grants and donations.

105 Supervisor/Director	453,749	512,759	512,759	532,077	19,318	3.77%
<i>Budgeted salaries of Exec. Director of School Leadership, Exec. Director of Teaching & Learning, 0.5 FTE Exec. Director of Student Services, & Director of Student Supports. Salary ranges found in Appendix D-2</i>						
117 Career Ladder Program	5,500	5,000	5,000	5,000	-	0.00%
129 Librarians	549,348	589,522	590,827	606,855	16,028	2.71%
<i>Budgeted salaries for librarians. Delineation of proposed positions are noted in Appendix B-1. Salaries are based on salary schedules in Appendix C-1</i>						
161 Secretaries	135,657	182,254	180,154	191,365	11,211	6.22%
<i>Budgeted salary for administrative assistants to Exec. Director of School Leadership, Exec. Director of Teaching & Learning, & Exec. Director of Student Services. Delineation of proposed positions are noted in Appendix B-1. Salaries are based on salary schedule in Appendix D-1</i>						
172 Instructional Coaches	1,294,882	1,357,735	1,464,893	1,499,286	34,393	2.35%
<i>Budgeted salaries for PLC Coaches, Innovation Coaches, and Coordinators. Prior to FY25, this was included in 141-72210-138 & 141-72210-189. Salaries are based on salary schedules in Appendix C-3 & C-4 depending on position.</i>						
189 Other Salaries & Wages	203,782	217,278	273,478	339,001	65,523	23.96%
196 In-Service Stipend	17,465	53,200	44,600	24,000	(20,600)	-46.19%
<i>Salaries for curriculum & staff development projects which are vital to the maintenance & improvement of our educational programs. Costs for professional development & associated travel are budgeted in 141-72210-524</i>						
00015 Glenwood Elementary	-	3,000	3,000	1,000		
00025 Jefferson Middle School	1,575	6,000	6,000	2,000		
00030 Linden Elementary	-	3,000	3,000	1,000		
00035 Oak Ridge High School	-	9,000	9,000	3,000		
00040 Robertsville Middle School	1,575	6,000	6,000	2,000		
00045 Willow Brook Elementary	-	3,000	3,000	1,000		
00050 Woodland Elementary	-	3,000	3,000	1,000		

OAK RIDGE SCHOOLS
FY 2026-2027 PROPOSED BUDGET

Fund 141 General Purpose School
Fund Expenditures Detail

<u>ACCOUNT</u>	<u>2024-2025</u>			<u>2025-2026</u>	<u>2025-2026</u>	<u>2026-2027</u>	<u>Chg from</u>	<u>Percentage</u>
	<u>Fund</u>	<u>Account</u>	<u>Object</u>	<u>Original</u>	<u>Final</u>	<u>Proposed</u>	<u>2025-2026</u>	<u>of Increase</u>
	141	72210	196	<u>Budget</u>	<u>Budget</u>	<u>Budget</u>	<u>Final Budget</u>	<u>(Decrease)</u>
00068 Teacher Center			6,815	7,000	7,000	7,000		
00081 STEM			1,050	2,200	200	1,000		
00082 Math			-	2,200	-	1,000		
00083 SEL			2,200	2,200	2,200	1,000		
00084 Literacy			500	2,200	-	1,000		
00085 PLC			1,750	2,200	-	1,000		
00086 Data			2,000	2,200	2,200	1,000		
201 Social Security			157,168	177,854	187,854	197,260	9,406	5.01%
204 State Retirement			176,335	187,918	192,918	211,684	18,766	9.73%
206 Life Insurance			3,662	3,624	3,784	3,863	79	2.09%
207 Medical Insurance			273,166	275,854	300,854	338,749	37,895	12.60%
208 Dental Insurance			10,162	10,502	11,352	12,145	793	6.99%
212 Employer Medicare			36,757	41,595	43,995	46,135	2,140	4.86%
217 Retirement - Hybrid Stabilize			5,300	5,821	5,821	5,398	(423)	-7.27%
299 Vision - Other Fringe Benefits			3,079	3,167	3,367	3,391	24	0.71%
330 Operating Lease Payments			73,425	80,000	74,400	75,000	600	0.81%
<i>Copy machine lease payments for all schools.</i>						75,000		
334 Maintenance Agreements			100,369	91,718	107,318	96,718	(10,600)	-9.88%
<i>Copy machine service maintenance agreements for all schools. Agreement includes per print charges.</i>						96,718		
355 Local Travel			1,993	7,000	7,000	5,800	(1,200)	-17.14%
<i>Local travel for subject area coordinators and special teachers split between schools</i>						4,000		
<i>Local travel for Director of Student Supports</i>						300		
<i>Local Travel for Teaching & Learning</i>						1,500		
429 Instructional Supply/Materials			129,274	175,000	153,578	201,500	47,922	31.20%
<i>District Support of Cafeteria CEP Program</i>						115,000		
<i>Unpaid student fees</i>						58,500		
<i>Curriculum Supplies & Materials</i>						10,000		

OAK RIDGE SCHOOLS
FY 2026-2027 PROPOSED BUDGET

Fund 141 General Purpose School
Fund Expenditures Detail

<u>ACCOUNT</u>	<u>2024-2025</u>			<u>2025-2026</u>	<u>2025-2026</u>	<u>2026-2027</u>	<u>Chg from</u>	<u>Percentage</u>	
	<u>Fund</u>	<u>Account</u>	<u>Object</u>	<u>Original</u>	<u>Final</u>	<u>Proposed</u>	<u>2025-2026</u>	<u>of Increase</u>	
	141	72210	429	<u>Budget</u>	<u>Budget</u>	<u>Budget</u>	<u>Final Budget</u>	<u>(Decrease)</u>	
00015	Glenwood Elementary		5,540	-	-	-			
00025	Jefferson Middle School		24,634	-	-	-			
00030	Linden Elementary		4,510	-	-	-			
00035	Oak Ridge High School		57,697	-	-	-			
00040	Robertsville Middle School		7,144	-	-	-			
00045	Willow Brook Elementary		6,720	-	-	-			
00050	Woodland Elementary		11,724	-	-	-			
00081	STEM		1,490	2,500	4,500	3,000			
00082	Math		2,741	2,500	4,417	3,000			
00083	SEL		1,081	2,500	2,500	3,000			
00084	Literacy		4,146	2,500	4,262	3,000			
00085	PLC		1,048	2,500	4,700	3,000			
00086	Data		799	2,500	3,200	3,000			
432	Library Books/Media		82,237	82,767	87,195	83,286	(3,909)	-4.48%	
	<i>Funds for library books & other related media materials allocated on a per pupil basis. FY27 includes increased allocation rates to include funds previously budgeted in Periodicals. Individual school allocations are found in Appendix B-2.</i>						-		
	<i>FY27 Rates : Elementary - \$16.55 Middle School - \$17.77 High School - \$18.49</i>						-		
00015	Glenwood Elementary		5,800	6,384	6,384	6,024			
00025	Jefferson Middle School		11,998	12,744	12,744	13,274			
00030	Linden Elementary		8,186	8,576	8,576	8,738			
00035	Oak Ridge High School		28,782	28,530	32,958	28,493			
00040	Robertsville Middle School		13,481	13,525	13,525	13,914			
00045	Willow Brook Elementary		7,226	6,464	6,464	6,372			
00050	Woodland Elementary		6,763	6,544	6,544	6,471			
437	Periodicals		2,674	3,883	3,883	-	(3,883)	-100.00%	
	<i>FY27: Combined per pupil allocation amount with Library Books & Related Materials in account 141-72210-432 to better align with current needs. Allocation rates were previously : Elementary - \$0.55 Middle School - \$0.80 High School - \$1.03</i>						-		
00015	Glenwood Elementary		-	219	219	-			
00025	Jefferson Middle School		566	601	601	-			
00030	Linden Elementary		131	295	295	-			
00035	Oak Ridge High School		1,647	1,683	1,683	-			

OAK RIDGE SCHOOLS
FY 2026-2027 PROPOSED BUDGET

Fund 141 General Purpose School
Fund Expenditures Detail

<u>ACCOUNT</u>	<u>2024-2025</u>			<u>2025-2026</u>	<u>2025-2026</u>	<u>2026-2027</u>	<u>Chg from</u>	<u>Percentage</u>
	<u>Fund</u>	<u>Account</u>	<u>Object</u>	<u>Original</u>	<u>Final</u>	<u>Proposed</u>	<u>2025-2026</u>	<u>of Increase</u>
	141	72210	437				<u>Final Budget</u>	<u>(Decrease)</u>
00040	Robertsville Middle School		-	638	638	-		
00045	Willow Brook Elementary		206	222	222	-		
00050	Woodland Elementary		124	225	225	-		
471 Software			-	-	27,630	5,000	(22,630)	-81.90%
	<i>Final Forms Software</i>					5,000		
499 Other Supplies & Materials			52,497	117,325	108,420	108,934	514	0.47%
	<i>---Copy & print allocation for all schools.</i>					-		
	<i>Printers (as needed for replacement or upgrade)</i>					50,000		
	<i>Software for printers (Papercut)</i>					8,500		
	<i>Toner, card readers, parts, and other supplies for printers</i>					33,797		
	<i>Special equipment & supplies such as paper, report cards and special forms.</i>					2,750		
	<i>District Discipline Handbook</i>					4,000		
	<i>Individual school allocations found in Appendix B-2</i>					-		
00015	Glenwood Elementary		521	571	2,545	546		
00025	Jefferson Middle School		1,011	1,074	1,074	1,121		
00030	Linden Elementary		675	766	2,541	792		
00035	Oak Ridge High School		5,365	5,314	886	5,088		
00040	Robertsville Middle School		1,086	1,140	1,140	1,175		
00045	Willow Brook Elementary		345	578	2,353	578		
00050	Woodland Elementary		620	585	585	587		
524 Staff Development			90,360	137,340	182,848	116,500	(66,348)	-36.29%
	<i>Travel & professional development for Leadership Oak Ridge</i>					2,000		
	<i>Travel & professional development for Teacher Leaders</i>					15,000		
	<i>Director of Student Supports professional development costs and associated travel</i>					2,000		
	<i>Executive Director of School Leadership and Executive Director of Teaching & Learning professional development costs and associated travel</i>					7,000		
00015	Glenwood Elementary		3,070	4,100	4,100	4,000		
00025	Jefferson Middle School		1,746	5,750	5,750	5,000		
00030	Linden Elementary		2,649	4,450	4,450	4,500		
00035	Oak Ridge High School		9,045	12,000	12,000	10,000		
00040	Robertsville Middle School		1,426	5,750	5,750	5,000		
00045	Willow Brook Elementary		2,984	4,100	4,175	4,000		

OAK RIDGE SCHOOLS
FY 2026-2027 PROPOSED BUDGET

Fund 141 General Purpose School
Fund Expenditures Detail

<u>ACCOUNT</u>	<u>2024-2025</u>			<u>2025-2026</u>	<u>2025-2026</u>	<u>2026-2027</u>	<u>Chg from</u>	<u>Percentage</u>
	<u>Fund</u>	<u>Account</u>	<u>Object</u>	<u>Original</u>	<u>Final</u>	<u>Proposed</u>	<u>2025-2026</u>	<u>of Increase</u>
	141	72210	524	<u>Budget</u>	<u>Budget</u>	<u>Budget</u>	<u>Final Budget</u>	<u>(Decrease)</u>
00050 Woodland Elementary			621	4,250	4,250	4,000		
00068 Teacher Center			37,364	42,000	23,375	42,000		
00081 STEM			1,778	2,000	2,000	2,000		
00082 Math			1,915	2,000	2,283	2,000		
00083 SEL			1,581	2,000	2,000	2,000		
00084 Literacy			472	2,000	2,438	2,000		
00085 PLC			41	2,000	2,000	2,000		
00086 Data			875	2,000	1,300	2,000		
599 Other Charges			65,620	73,800	73,800	64,500	(9,300)	-12.60%
<i>Culture Committee</i>						2,000		
<i>Other charges</i>						10,000		
<i>Accreditation Fees</i>						12,500		
<i>Cognitive Coaching Institute</i>						15,000		
00015 Glenwood Elementary			1,200	-	-	-		
00025 Jefferson Middle School			1,200	-	-	-		
00030 Linden Elementary			1,200	-	-	-		
00035 Oak Ridge High School			1,200	-	-	-		
00040 Robertsville Middle School			1,200	-	-	-		
00045 Willow Brook Elementary			1,200	-	-	-		
00050 Woodland Elementary			1,200	-	-	-		
00068 Teacher Center			28,234	24,500	24,500	25,000		
790 Other Equipment			825,916	-	-	-	-	0.00%
Total 72210 Regular Inst. Support			\$ 4,750,375	\$ 4,392,916	\$ 4,651,730	\$ 4,773,447	\$ 121,717	2.62%

**OAK RIDGE SCHOOLS
FY 2026-2027 PROPOSED BUDGET**

**Fund 141 General Purpose School
Fund Expenditures Detail**

<u>ACCOUNT</u>	<u>2024-2025 Audit Report</u>			<u>2025-2026 Original Budget</u>	<u>2025-2026 Final Budget</u>	<u>2026-2027 Proposed Budget</u>	<u>Chg from 2025-2026 Final Budget</u>	<u>Percentage of Increase (Decrease)</u>
	Fund	Account	Object					
	141	72220	105					

72220 Special Education Support

The Special Education Support activities include assisting the special education staff in providing appropriate learning experiences, primarily for students with special needs. Revenues for this section consist of local, county and state government funds.

105 Supervisor/Director	105,720	71,275	71,276	73,601	2,325	3.26%	
<i>Beginning FY25, budgeted salary for 0.5 FTE Executive Director of Student Services. Prior years included 1.0 FTE Special Education Supervisor. Salary based on salary schedules in Appendix D-2</i>							
117 Career Ladder Program	-	-	-	-	-	0.00%	
124 Psychological Personnel	449,918	483,347	490,712	501,863	11,151	2.27%	
<i>Budgeted salaries for school psychologist positions. Delineation of proposed positions are noted in Appendix B-1. Salaries are based on salary schedules in Appendix C-2.</i>							
161 Secretaries	60,009	-	-	-	-	0.00%	
<i>Prior to FY26, budgeted salary for special education secretary. Due to department realignment, now budgeted in 141-72210-161.</i>							
189 Other Salaries & Wages	-	-	-	-	-	0.00%	
201 Social Security	37,315	34,450	34,600	35,743	1,143	3.30%	
204 State Retirement	38,937	34,084	34,084	40,298	6,214	18.23%	
206 Life Insurance	845	819	669	660	(9)	-1.35%	
207 Medical Insurance	39,987	47,313	40,313	43,936	3,623	8.99%	
208 Dental Insurance	2,444	1,981	2,074	2,145	71	3.42%	
212 Employer Medicare	8,727	8,058	8,093	8,359	266	3.29%	
217 Retirement - Hybrid Stabilize	-	-	2,010	1,726	(284)	-14.13%	
299 Vision - Other Fringe Benefits	716	599	599	599	-	0.00%	
355 Local Travel	1,442	2,500	2,500	2,500	-	0.00%	
<i>Reimbursement for in-district travel expenses for special education personnel who regularly use their personal vehicles.</i>							
399 Other Contracted Services	44,545	70,000	70,000	70,000	-	0.00%	

OAK RIDGE SCHOOLS
FY 2026-2027 PROPOSED BUDGET

Fund 141 General Purpose School
Fund Expenditures Detail

<u>ACCOUNT</u>	<u>2024-2025</u>			<u>2025-2026</u>	<u>2025-2026</u>	<u>2026-2027</u>	<u>Chg from</u>	<u>Percentage</u>	
	<u>Fund</u>	<u>Account</u>	<u>Object</u>	<u>Original</u>	<u>Final</u>	<u>Proposed</u>	<u>2025-2026</u>	<u>of Increase</u>	
	141	72220	399	<u>Budget</u>	<u>Budget</u>	<u>Budget</u>	<u>Final Budget</u>	<u>(Decrease)</u>	
						60,000			
						10,000			
499 Other Supplies & Materials			838	2,000	2,000	2,000	-	0.00%	
						2,000			
524 Staff Development			760	10,000	10,300	10,000	(300)	-2.91%	
						10,000			
Total 72220 Special Education Support				\$ 792,201	\$ 766,426	\$ 769,230	\$ 793,430	\$ 24,200	3.15%

OAK RIDGE SCHOOLS
FY 2026-2027 PROPOSED BUDGET

Fund 141 General Purpose School
Fund Expenditures Detail

<u>ACCOUNT</u>	<u>2024-2025</u>			<u>2025-2026</u>	<u>2025-2026</u>	<u>2026-2027</u>	<u>Chg from</u>	<u>Percentage</u>
	<u>Fund</u>	<u>Account</u>	<u>Object</u>	<u>Audit Report</u>	<u>Original Budget</u>	<u>Final Budget</u>	<u>2025-2026 Final Budget</u>	<u>of Increase (Decrease)</u>
	141	72230	105					

72230 Career & Technical Prg Support

This section of the budget includes those expenses that are characterized as assisting the Technology-Career instructional staff in planning, developing, and evaluating the process of providing learning experiences for students. Major elements include the salaries for the director and other staff, supplies and materials. Revenues consist of local, county and state funds.

105 Supervisor/Director	121,855	129,571	129,571	133,829	4,258	3.29%
<i>Budgeted salary for a 1.0 FTE Career Technology Education Director. Salary based on salary schedules in Appendix D-2.</i>				-		
161 Secretaries	44,579	48,409	48,410	49,984	1,574	3.25%
<i>Budgeted salary for a 1.0 FTE administrative assistant for the Career Technology Education Programs. Salary based on salary schedules in Appendix D-1</i>				-		
201 Social Security	9,824	11,035	10,860	11,396	536	4.94%
204 State Retirement	11,174	11,151	11,151	12,292	1,141	10.23%
206 Life Insurance	248	252	252	240	(12)	-4.76%
207 Medical Insurance	20,938	20,270	22,070	23,609	1,539	6.97%
208 Dental Insurance	719	730	754	780	26	3.45%
212 Employer Medicare	2,297	2,484	2,534	2,666	132	5.21%
217 Retirement - Hybrid Stabilize	588	685	685	705	20	2.92%
299 Vision - Other Fringe Benefits	217	218	218	218	-	0.00%
355 Local Travel	5,793	8,000	8,000	8,000	-	0.00%
<i>CTSO Travel funds for student competition travel.</i>				8,000		
399 Other Contracted Services	26,353	-	-	-	-	0.00%
471 Software	15,000	20,000	15,530	20,000	4,471	28.79%
499 Other Supplies & Materials	7,000	7,000	11,427	7,000	(4,427)	-38.74%
00078 Technology Career Center	7,000	7,000	11,427	7,000		
<i>Supplies and materials used in the general support of the Technology-Career Program. Includes logo uniforms for students.</i>				7,000		

**OAK RIDGE SCHOOLS
FY 2026-2027 PROPOSED BUDGET**

**Fund 141 General Purpose School
Fund Expenditures Detail**

<u>ACCOUNT</u>	<u>2024-2025 Audit Report</u>			<u>2025-2026 Original Budget</u>	<u>2025-2026 Final Budget</u>	<u>2026-2027 Proposed Budget</u>	<u>Chg from 2025-2026 Final Budget</u>	<u>Percentage of Increase (Decrease)</u>
	<u>Fund</u> 141	<u>Account</u> 72230	<u>Object</u> 524					
524 Staff Development			1,985	3,500	1,123	3,500	2,377	211.79%
00078 Technology Career Center			1,985	3,500	1,123	3,500		
<i>Approved travel for Technology-Career Center staff who are required to attend various State meetings and other programs.</i>						3,500		
599 Other Charges			11,000	11,000	11,000	11,000	-	0.00%
00078 Technology Career Center			11,000	11,000	11,000	11,000		
<i>ORHS TV Studio Program Equipment/Supplies</i>						11,000		
Total 72230 Career & Technical Prg Support	\$	\$	279,571	\$ 274,305	\$ 273,584	\$ 285,219	\$ 11,635	4.25%

**OAK RIDGE SCHOOLS
FY 2026-2027 PROPOSED BUDGET**

**Fund 141 General Purpose School
Fund Expenditures Detail**

<u>ACCOUNT</u>	<u>2024-2025 Audit Report</u>			<u>2025-2026 Original Budget</u>	<u>2025-2026 Final Budget</u>	<u>2026-2027 Proposed Budget</u>	<u>Chg from 2025-2026 Final Budget</u>	<u>Percentage of Increase (Decrease)</u>
	Fund	Account	Object					
	141	72250	105					

72250 Technology Services

This series of accounts includes those expenses for supporting the information systems, staff, and data processing services of the District.

105 Supervisor/Director	358,983	381,302	383,034	393,966	10,932	2.85%	
<i>Budgeted salaries for Director of Technology & Technology Supervisors. Delineation of proposed positions are noted in Appendix B-1. Salaries are based on salary schedules in Appendix D-2</i>							
120 Computer Programmers	353,015	437,953	437,953	453,535	15,582	3.56%	
<i>Budgeted salaries for IT Engineers & Administrators. Delineation of proposed positions are noted in Appendix B-1. Salaries are based on salary schedules in Appendix D-2</i>							
121 Data Processing Personnel	809,207	861,490	831,490	874,581	43,091	5.18%	
<i>Budgeted salaries for computer technicians. Delineation of proposed positions are noted in Appendix B-1. Salaries are based on salary schedules in Appendix D-1</i>							
161 Secretaries	54,706	58,344	58,344	60,503	2,159	3.70%	
<i>Budgeted salaries for IT secretarial positions. Delineation of proposed positions are noted in Appendix B-1. Salaries are based on salary schedules in Appendix D-1</i>							
187 Overtime Pay	5,516	15,000	15,000	15,000	-	0.00%	
<i>Overtime for technicians & clerical staff.</i>				15,000			
201 Social Security	93,987	107,824	105,824	111,450	5,626	5.32%	
204 State Retirement	109,637	124,480	112,780	129,188	16,408	14.55%	
206 Life Insurance	2,707	2,772	2,772	2,640	(132)	-4.76%	
207 Medical Insurance	195,914	202,891	192,891	199,574	6,683	3.46%	
208 Dental Insurance	7,835	7,904	7,919	8,190	271	3.42%	
212 Employer Medicare	21,981	25,219	24,719	26,066	1,347	5.45%	
217 Retirement - Hybrid Stabilize	12,511	13,987	14,687	17,569	2,882	19.62%	
299 Vision - Other Fringe Benefits	2,365	2,398	2,298	2,289	(9)	-0.39%	
307 Communication	125,700	179,554	141,220	179,554	38,334	27.14%	
<i>Local access service, long distance service, wireless service, internet service and a pro-rata share of the telephone equipment maintenance, repair, and replacement for central services.</i>				179,554			

OAK RIDGE SCHOOLS
FY 2026-2027 PROPOSED BUDGET

Fund 141 General Purpose School
Fund Expenditures Detail

<u>ACCOUNT</u>	<u>2024-2025</u>			<u>2025-2026</u>	<u>2025-2026</u>	<u>2026-2027</u>	<u>Chg from</u>	<u>Percentage</u>
	<u>Fund</u>	<u>Account</u>	<u>Object</u>	<u>Original</u>	<u>Final</u>	<u>Proposed</u>	<u>2025-2026</u>	<u>of Increase</u>
	141	72250	308	<u>Budget</u>	<u>Budget</u>	<u>Budget</u>	<u>Final Budget</u>	<u>(Decrease)</u>
308 Consultants			10,998	15,000	47,500	15,000	(32,500)	-68.42%
<i>Technical assistance and training which is needed to implement or to modify existing computer programs & network resources including: operating system support, student management support, network design/configuration support, & records management.</i>						15,000		
317 Data Processing Services			55,841	39,129	36,629	42,752	6,123	16.72%
<i>Support for existing cable plant (data network, telephone system, etc.) and technical training. Includes maintenance contracts and IDF batteries.</i>						42,752		
350 Internet Connectivity			63,871	87,500	56,456	87,500	31,044	54.99%
355 Local Travel			55	300	300	300	-	0.00%
<i>Local travel between buildings - expenses incurred during the regular use of personal vehicles in performance of official duties.</i>						300		
399 Other Contracted Services			74,352	83,000	86,111	83,000	(3,111)	-3.61%
<i>Beginning FY24 - Contracted Services for Data Technician.</i>						83,000		
411 Data Processing Supplies			1,800	2,168	907	2,168	1,261	138.95%
<i>Report card paper for all schools</i>						2,168		
435 Office Supplies			2,315	3,500	2,900	3,500	600	20.69%
470 Cabling			7,000	7,000	7,000	7,000	-	0.00%
<i>Support for the existing cable plant (data network)</i>						7,000		
471 Software			351,431	412,594	368,594	413,327	44,733	12.14%
<i>Annual fees for existing technology for the system-wide software maintenance base. FY26 increase due to additional Cybersecurity Software.</i>						373,327		
<i>Ongoing subscriptions for Alertus & Raptor Emergency/Security Technology Services</i>						40,000		
524 Staff Development			28,208	27,160	27,160	22,000	(5,160)	-19.00%
<i>Professional development, conferences, and the associated travel costs for the IT Department.</i>						22,000		
599 Other Charges			417	1,700	254	1,700	1,446	568.76%
<i>Uniforms and PPE for Technology Staff</i>						1,700		
709 Data Processing Equipment			215,389	170,000	257,501	170,000	(87,501)	-33.98%
<i>---Data processing equipment/furniture, building level support, & district initiatives. Computing & network devices, cable, switches, replacement computers backup devices, & all material used in the installation & repair of computers.</i>						-		

**OAK RIDGE SCHOOLS
FY 2026-2027 PROPOSED BUDGET**

**Fund 141 General Purpose School
Fund Expenditures Detail**

ACCOUNT	2024-2025 Audit Report			2025-2026 Original Budget	2025-2026 Final Budget	2026-2027 Proposed Budget	Chg from 2025-2026 Final Budget	Percentage of Increase (Decrease)
	<u>Fund</u>	<u>Account</u>	<u>Object</u>					
	141	72250	709					
<i>Recurring Expenses</i>						105,000		
<i>Special Needs & Repairs</i>						5,000		
<i>Device Repair</i>						60,000		
Total 72250 Technology Services				\$ 2,965,741	\$ 3,270,169	\$ 3,222,243	\$ 100,109	3.11%

**OAK RIDGE SCHOOLS
FY 2026-2027 PROPOSED BUDGET**

**Fund 141 General Purpose School
Fund Expenditures Detail**

<u>ACCOUNT</u>	<u>2024-2025 Audit Report</u>			<u>2025-2026 Original Budget</u>	<u>2025-2026 Final Budget</u>	<u>2026-2027 Proposed Budget</u>	<u>Chg from 2025-2026 Final Budget</u>	<u>Percentage of Increase (Decrease)</u>
	<u>Fund</u>	<u>Account</u>	<u>Object</u>					
	141	72260	189					
72260 Adult Programs								
This section includes accounts to support the adult education program for those seeking to obtain a high school equivalency diploma. Program discontinued in FY'26.								
189 Other Salaries & Wages			26,731	-	-	-	-	0.00%
201 Social Security			1,401	-	-	-	-	0.00%
204 State Retirement			2,053	-	-	-	-	0.00%
206 Life Insurance			124	-	-	-	-	0.00%
207 Medical Insurance			8,524	-	-	-	-	0.00%
208 Dental Insurance			359	-	-	-	-	0.00%
212 Employer Medicare			328	-	-	-	-	0.00%
217 Retirement - Hybrid Stabilize			353	-	-	-	-	0.00%
299 Vision - Other Fringe Benefits			109	-	-	-	-	0.00%
Total 72260 Adult Programs			\$ 39,982	\$ -	\$ -	\$ -	\$ -	

**OAK RIDGE SCHOOLS
FY 2026-2027 PROPOSED BUDGET**

**Fund 141 General Purpose School
Fund Expenditures Detail**

ACCOUNT	2024-2025 Audit Report			2025-2026 Original Budget	2025-2026 Final Budget	2026-2027 Proposed Budget	Chg from 2025-2026 Final Budget	Percentage of Increase (Decrease)
	Fund	Account	Object					
	141	72290	105					
72290 Communications								
This section includes those expenses associated with District Communications Support.								
105 Supervisor/Director			108,602	119,354	119,354	123,436	4,082	3.42%
<i>Budgeted salary for 1.0 Chief Communications Officer. Salary based on salary schedules in Appendix D-2</i>								
189 Other Salaries & Wages			39,303	75,155	75,155	77,663	2,508	3.34%
<i>Beginning mid-year FY25, budgeted salary for 1.0 Communication Coordinator. Salary based on salary schedules in Appendix D-2</i>								
201 Social Security			8,857	12,060	11,860	12,468	608	5.13%
204 State Retirement			10,769	13,812	13,712	14,184	472	3.44%
206 Life Insurance			206	252	252	240	(12)	-4.76%
207 Medical Insurance			8,287	13,017	12,917	13,803	886	6.86%
208 Dental Insurance			599	718	754	780	26	3.45%
212 Employer Medicare			2,071	2,821	2,931	2,916	(15)	-0.51%
217 Retirement - Hybrid Stabilize			1,434	1,575	1,683	1,740	57	3.39%
299 Vision - Other Fringe Benefits			181	218	218	218	-	0.00%
355 Local Travel			-	1,000	-	-	-	0.00%
399 Other Contracted Services			76,649	75,000	76,500	75,000	(1,500)	-1.96%
<i>Website, classroom communication platform, digital forms, Energage survey, & Peach Jar. FY26 includes continuation of new platforms.</i>								
499 Other Supplies & Materials			19,588	18,000	17,000	13,000	(4,000)	-23.53%
<i>Advertising, billboards, building branding signage, printed materials</i>								
524 Staff Development			10,769	7,500	9,500	7,500	(2,000)	-21.05%
<i>Professional development / conferences and associated travel costs, award submissions</i>								
Total 72290 Communications			\$ 287,315	\$ 340,482	\$ 341,836	\$ 342,948	\$ 1,112	0.33%

OAK RIDGE SCHOOLS FY 2026-2027 PROPOSED BUDGET

Fund 141 General Purpose School Fund Expenditures Detail

ACCOUNT	2024-2025 Audit Report			2025-2026 Original Budget	2025-2026 Final Budget	2026-2027 Proposed Budget	Chg from 2025-2026 Final Budget	Percentage of Increase (Decrease)
	Fund	Account	Object					
	141	72310	188					
72310 Board of Education								
This series of accounts reflects activities of the Oak Ridge Schools Board of Education which has been created according to State Law and City Charter and vested with responsibilities for educational policies and activities in the school system.								
189 Other Salaries & Wages			10,200	10,200	10,200	10,200	-	0.00%
<i>Board of Education Stipends per Oak Ridge City Charter. (The City Charter was updated with effective changes beginning October 4, 2004)</i>						10,200		
201 Social Security			2,388	3,100	3,800	3,500	(300)	-7.89%
210 Unemployment Compensation			629	5,000	9,000	7,500	(1,500)	-16.67%
212 Employer Medicare			558	725	1,025	800	(225)	-21.95%
213 Payments to Retirees			143,584	150,000	150,000	160,000	10,000	6.67%
214 Termination Benefits			38,799	50,000	70,000	55,000	(15,000)	-21.43%
305 Audit Services			75,648	85,000	88,100	90,000	1,900	2.16%
<i>Annual audit of all Oak Ridge Schools' financial records is required by law. The contract covers the cost of the FY26 Board of Education & Internal School Funds audits.</i>						-		
<i>This line also covers CPA services for GFOA guidance and reporting, Fixed Asset Reporting, OPEB, etc.</i>						90,000		
320 Dues & Memberships			11,504	16,000	16,000	16,000	-	0.00%
<i>COSSBA, Tennessee School Boards Association, the Association of Independent & Municipal Schools, National Association of Federally Impacted Schools, & Oak Ridge Chamber of Commerce</i>						16,000		
331 Legal Services			59,381	150,000	150,000	150,000	-	0.00%
<i>Fees incurred on behalf of the Board of Education for legal services</i>						150,000		
399 Other Contracted Services			75,564	95,000	86,300	45,000	(41,300)	-47.86%
<i>Contracted services such as TSBA eMeetings, TSBA Policy Service, police coverage at Board of Education meetings, etc.</i>						20,000		
<i>Professional Services for salary schedules & growth planning</i>						25,000		
506 Liability Insurance			101,084	116,247	118,433	133,829	15,396	13.00%
<i>General liability insurance on all personnel, plus tort liability for all school personnel & the Board of Education.</i>						133,829		
508 Premiums on Corp.Surety Bonds			4,387	5,045	5,205	5,986	781	15.00%

OAK RIDGE SCHOOLS
FY 2026-2027 PROPOSED BUDGET

Fund 141 General Purpose School
Fund Expenditures Detail

<u>ACCOUNT</u>	<u>2024-2025</u>			<u>2025-2026</u>	<u>2025-2026</u>	<u>2026-2027</u>	<u>Chg from</u>	<u>Percentage</u>	
	<u>Fund</u>	<u>Account</u>	<u>Object</u>	<u>Original</u>	<u>Final</u>	<u>Proposed</u>	<u>2025-2026</u>	<u>of Increase</u>	
	141	72310	508	<u>Budget</u>	<u>Budget</u>	<u>Budget</u>	<u>Final Budget</u>	<u>(Decrease)</u>	
						5,986			
				<i>Premium on the fidelity bond for the Superintendent, Executive Directors, Directors, Supervisors, Accountants, Bookkeepers, & other personnel as required by State Law (TCA Section 4-4-108 & TCA 8-19-101)</i>					
510				386,293	375,000	402,100	390,000	(12,100)	-3.01%
						390,000			
513				211,934	238,632	228,632	274,427	45,795	20.03%
						274,427			
524				17,170	30,000	30,000	30,000	-	0.00%
						30,000			
Total 72310 Board of Education				\$ 1,306,092	\$ 1,329,949	\$ 1,368,795	\$ 1,372,242	\$ 3,447	0.25%

**OAK RIDGE SCHOOLS
FY 2026-2027 PROPOSED BUDGET**

**Fund 141 General Purpose School
Fund Expenditures Detail**

<u>ACCOUNT</u>	<u>2024-2025 Audit Report</u>			<u>2025-2026 Original Budget</u>	<u>2025-2026 Final Budget</u>	<u>2026-2027 Proposed Budget</u>	<u>Chg from 2025-2026 Final Budget</u>	<u>Percentage of Increase (Decrease)</u>
	Fund	Account	Object					
	141	72320	101					

72320 Director of Schools

This section reflects activities performed by the Superintendent of Schools and assistants generally directing and managing all of the affairs of the school system. These include all personnel and materials in the office of the chief school executive.

101 County Official/Administrative	245,674	263,682	263,682	270,274	6,592	2.50%	
<i>A Superintendent of Schools is the chief executive officer of the school system & is responsible for the administrative control and direction of the Oak Ridge Schools. Duties of the Superintendent are prescribed in the City Charter & by the Board of Ed.</i>							
161 Secretaries	60,030	64,566	64,566	66,549	1,983	3.07%	
<i>Budgeted salary for the Administrative Assistant to the Superintendent. Salary based on salary schedules in Appendix D-1.</i>							
187 Overtime Pay	-	-	-	300	300	100.00%	
189 Other Salaries & Wages	4,000	4,000	4,000	4,000	-	0.00%	
<i>State funded CEO Supplement</i>							
<i>Superintendent Annuity</i>							
201 Social Security	14,221	14,341	14,891	15,751	860	5.78%	
204 State Retirement	27,669	28,391	28,191	30,633	2,442	8.66%	
206 Life Insurance	764	810	760	498	(262)	-34.47%	
207 Medical Insurance	25,602	27,230	27,030	28,877	1,847	6.83%	
208 Dental Insurance	719	719	754	780	26	3.45%	
212 Employer Medicare	4,250	4,803	4,703	4,928	225	4.78%	
217 Retirement - Hybrid Stabilize	792	852	912	938	26	2.85%	
299 Vision - Other Fringe Benefits	217	218	218	218	-	0.00%	
320 Dues & Memberships	3,755	4,000	4,000	4,000	-	0.00%	
<i>Membership costs of organizations for the Superintendent</i>							
348 Postal Charges	6,062	8,000	8,000	7,500	(500)	-6.25%	
<i>Postage & postage meter rental for use by the School Central Administrative Offices</i>							

**OAK RIDGE SCHOOLS
FY 2026-2027 PROPOSED BUDGET**

**Fund 141 General Purpose School
Fund Expenditures Detail**

ACCOUNT	2024-2025 Audit Report			2025-2026 Original Budget	2025-2026 Final Budget	2026-2027 Proposed Budget	Chg from 2025-2026 Final Budget	Percentage of Increase (Decrease)
	Fund 141	Account 72320	Object 435					
435 Office Supplies			3,031	4,000	4,000	4,000	-	0.00%
<i>General office & related supplies for the Office of the Superintendent & the Executive Director of School Leadership</i>						4,000		
524 Staff Development			6,346	7,500	7,500	7,500	-	0.00%
<i>Conference and associated travel expenses for the Superintendent & related staff</i>						7,500		
599 Other Charges			1,247	5,500	5,500	14,500	9,000	163.64%
<i>Alumni Nation</i>						9,000		
<i>Funds for special projects</i>						5,500		
701 Administration Equipment			580	2,500	2,500	2,500	-	0.00%
<i>Purchase of computer equipment & office furniture for the Superintendent's & Executive Director of School Leadership office areas.</i>						2,500		
Total 72320 Director of Schools			\$ 404,960	\$ 441,112	\$ 441,207	\$ 463,746	\$ 22,539	5.11%

**OAK RIDGE SCHOOLS
FY 2026-2027 PROPOSED BUDGET**

**Fund 141 General Purpose School
Fund Expenditures Detail**

ACCOUNT	2024-2025 Audit Report			2025-2026 Original Budget	2025-2026 Final Budget	2026-2027 Proposed Budget	Chg from 2025-2026 Final Budget	Percentage of Increase (Decrease)
	Fund	Account	Object					
	141	72410	104					
72410 Office of the Principal								
This series of expenditure accounts includes the activities performed in supervising and managing all operations of the school. Major elements of the series include the salaries of the principals, assistant principals, and school secretaries, travel, and supplies and materials.								
104 Principals			1,034,394	1,217,012	1,112,866	1,228,385	115,519	10.38%
			<i>Salaries for principals at Oak Ridge Schools. Delineation of proposed positions are noted in Appendix B-1.</i>					
			<i>Salaries are based on salary schedules in Appendix C-6, C-9, & C-11.</i>					
117 Career Ladder Program			1,500	2,000	1,500	2,000	500	33.33%
119 Accountants/Bookkeepers			203,956	225,910	219,910	224,799	4,889	2.22%
			<i>Salaries for bookkeepers at the secondary schools. Delineation of proposed positions are noted in Appendix B-1.</i>					
			<i>Salaries are based on salary schedules in Appendix D-1</i>					
139 Assistant Principals			1,364,563	1,484,802	1,519,557	1,536,783	17,226	1.13%
			<i>---Budgeted salaries of high school & middle school assistant principals, middle school deans, & elementary school assistant principals. Delineation of proposed positions are noted in Appendix B-1</i>					
			<i>---Dean & Assistant Principal salaries are based on Appendix C-5, C-7, C-8, & C-10.</i>					
161 Secretaries			1,042,507	1,208,363	1,123,363	1,142,870	19,507	1.74%
			<i>Budgeted salaries for school secretaries at elementary and secondary levels. Delineation of proposed positions are noted in Appendix B-1. Salaries are based on salary schedules in Appendix D-1</i>					
			<i>Substitutes: Office Staff</i>					
201 Social Security			215,502	253,131	244,434	256,236	11,802	4.83%
204 State Retirement			235,475	257,172	253,967	279,073	25,106	9.89%
206 Life Insurance			5,900	6,001	5,751	5,724	(27)	-0.47%
207 Medical Insurance			407,088	428,680	420,680	457,866	37,186	8.84%
208 Dental Insurance			15,623	15,716	16,916	17,411	495	2.93%
212 Employer Medicare			50,415	59,201	57,474	59,924	2,450	4.26%
217 Retirement - Hybrid Stabilize			10,063	12,351	14,372	15,904	1,532	10.66%
299 Vision - Other Fringe Benefits			4,904	4,977	5,027	5,084	57	1.13%
499 Other Supplies & Materials			33,180	39,403	32,796	28,243	(4,553)	-13.88%

OAK RIDGE SCHOOLS
FY 2026-2027 PROPOSED BUDGET

Fund 141 General Purpose School
Fund Expenditures Detail

<u>ACCOUNT</u>	<u>2024-2025</u>			<u>2025-2026</u>	<u>2025-2026</u>	<u>2026-2027</u>	<u>Chg from</u>	<u>Percentage</u>
	<u>Fund</u>	<u>Account</u>	<u>Object</u>	<u>Original</u>	<u>Final</u>	<u>Proposed</u>	<u>2025-2026</u>	<u>of Increase</u>
	141	72410	499	<u>Budget</u>	<u>Budget</u>	<u>Budget</u>	<u>Final Budget</u>	<u>(Decrease)</u>
<i>Supplies & materials used by administration, secretaries, & other staff in their support of the instructional program.</i>								
<i>Based on a per pupil basis. Allocations divided between 141-71100-429 & 141-72410-499 with 10% allocated to</i>								
<i>Office of Principal Series.</i>								
00015	Glenwood Elementary		2,220	3,050	3,050	2,075		
00025	Jefferson Middle School		4,997	6,055	6,055	4,482		
00030	Linden Elementary		2,963	4,097	4,097	3,010		
00035	Oak Ridge High School		13,511	13,561	6,954	9,554		
00040	Robertsville Middle School		4,078	6,426	6,426	4,698		
00045	Willow Brook Elementary		2,964	3,088	3,088	2,195		
00050	Woodland Elementary		2,447	3,126	3,126	2,229		
00035	Oak Ridge High School		-	-	-	-		
524	Staff Development		-	18,000	18,000	17,500	(500)	-2.78%
<i>Professional development, conferences, and associated travel expenses for school principals</i>								
00015	Glenwood Elementary		-	2,571	2,571	2,500		
00025	Jefferson Middle School		-	2,572	2,572	2,500		
00030	Linden Elementary		-	2,571	2,571	2,500		
00035	Oak Ridge High School		-	2,572	2,572	2,500		
00040	Robertsville Middle School		-	2,572	2,572	2,500		
00045	Willow Brook Elementary		-	2,571	2,571	2,500		
00050	Woodland Elementary		-	2,571	2,571	2,500		
701	Administration Equipment		12,384	17,000	23,607	17,500	(6,107)	-25.87%
<i>Administrative equipment for use in the instruction and in managing/operating the various schools.</i>								
00015	Glenwood Elementary		2,500	2,500	2,500	2,500		
00025	Jefferson Middle School		2,500	2,500	2,500	2,500		
00030	Linden Elementary		496	2,500	2,500	2,500		
00035	Oak Ridge High School		1,996	2,000	8,607	2,500		
00040	Robertsville Middle School		1,498	2,500	2,500	2,500		
00045	Willow Brook Elementary		449	2,500	2,500	2,500		
00050	Woodland Elementary		872	2,500	2,500	2,500		
00045	Willow Brook Elementary		2,073	-	-	-		
Total 72410 Office of the Principal			\$ 4,637,452	\$ 5,249,719	\$ 5,070,220	\$ 5,295,302	\$ 225,082	4.44%

**OAK RIDGE SCHOOLS
FY 2026-2027 PROPOSED BUDGET**

**Fund 141 General Purpose School
Fund Expenditures Detail**

<u>ACCOUNT</u>	<u>2024-2025 Audit Report</u>			<u>2025-2026 Original Budget</u>	<u>2025-2026 Final Budget</u>	<u>2026-2027 Proposed Budget</u>	<u>Chg from 2025-2026 Final Budget</u>	<u>Percentage of Increase (Decrease)</u>
	Fund	Account	Object					
	141	72510	105					
72510 Fiscal Services								
This section involves activities concerned with the fiscal operations of ORS. This function includes budgeting, receiving, and disbursing, financial and property accounting, payroll, purchasing, inventory control, internal and external audit and fund management.								
105 Supervisor/Director			121,958	133,802	133,802	138,324	4,522	3.38%
<i>Budgeted salary for Executive Director of Finance. Salary based on salary schedule in Appendix D-1</i>								
119 Accountants/Bookkeepers			308,293	331,299	331,299	342,682	11,383	3.44%
<i>Budgeted salaries for accounting positions. Delineation of proposed positions are noted in Appendix B-1. Salaries are based on salary schedules in Appendix D-2</i>								
122 Purchasing Personnel			58,900	66,851	66,751	68,992	2,241	3.36%
<i>Budgeted salary for purchasing position. Delineation of proposed positions are noted in Appendix B-1. Salary are based on salary schedules in Appendix D-1</i>								
161 Secretaries			-	26,836	4,931	-	(4,931)	-100.00%
<i>Budgeted salary for business support personnel. Delineation of proposed positions are noted in Appendix B-1. Salaries are based on salary schedules in Appendix D-1</i>								
187 Overtime Pay			223	1,500	1,500	1,000	(500)	-33.33%
<i>Anticipated overtime for Business Services personnel during annual audit, year end close, annual inventories of fixed assets & sensitive equipment, and relief of other positions as necessary.</i>								
189 Other Salaries & Wages			257,642	275,220	277,125	283,336	6,211	2.24%
<i>Budgeted salary for 2.0 FTE payroll specialists, 1.0 FTE accounts payable specialist, & 1.0 receiving/mail/fixe assets position.</i>								
<i>Delineation of proposed positions are noted in Appendix B-1. Salary based on salary schedules in Appendix D-1 & D-2</i>								
201 Social Security			44,443	51,710	51,710	51,731	21	0.04%
204 State Retirement			50,735	57,527	57,527	59,073	1,546	2.69%
206 Life Insurance			1,242	1,260	1,260	1,200	(60)	-4.76%
207 Medical Insurance			65,081	72,909	78,409	88,209	9,800	12.50%
208 Dental Insurance			3,522	3,590	3,790	3,900	110	2.90%
212 Employer Medicare			10,394	12,091	11,791	12,098	307	2.60%

OAK RIDGE SCHOOLS
FY 2026-2027 PROPOSED BUDGET

Fund 141 General Purpose School
Fund Expenditures Detail

<u>ACCOUNT</u>	<u>2024-2025</u>			<u>2025-2026</u>	<u>2025-2026</u>	<u>2026-2027</u>	<u>Chg from</u>	<u>Percentage</u>
	<u>Fund</u>	<u>Account</u>	<u>Object</u>	<u>Original</u>	<u>Final</u>	<u>Proposed</u>	<u>2025-2026</u>	<u>of Increase</u>
	141	72510	217	<u>Budget</u>	<u>Budget</u>	<u>Budget</u>	<u>Final Budget</u>	<u>(Decrease)</u>
217 Retirement - Hybrid Stabilize			5,767	6,721	7,221	7,422	201	2.78%
299 Vision - Other Fringe Benefits			846	872	872	872	-	0.00%
355 Local Travel			-	50	50	50	-	0.00%
<i>Local travel mileage reimbursement for Business Office Staff</i>						50		
399 Other Contracted Services			5,751	5,500	5,802	6,000	198	3.41%
<i>Contracted services for producing & printing District's W2's & 1099's. Beginning in FY19 Technical Advisory Services for all school locations included here. (Formerly paid for by each school location.)</i>						6,000		
435 Office Supplies			6,977	7,500	7,500	7,500	-	0.00%
<i>General office and related supplies for business support services.</i>						7,500		
471 Software			36,392	75,000	74,698	47,000	(27,698)	-37.08%
<i>Annual software support, staff training, & additional help-desk support costs for Business Office staff, School Bookkeepers, Department Secretaries & others who need financial reporting capability outside Business Office & HR.</i>						47,000		
<i>Cloud storage & archived payroll files, as well as other necessary software including Adobe Pro, Vendor Registry, Crystal Reports, etc.</i>						-		
524 Staff Development			14,344	15,000	15,000	10,000	(5,000)	-33.33%
<i>Professional Development and associated travel costs for 10 staff members, including attending Financial Software User Group training, TASBO, SASBO, GFOA, State Finance Meetings, etc. Also includes fiscal training for District School Bookkeepers</i>						10,000		
599 Other Charges			44,128	41,000	41,000	44,000	3,000	7.32%
<i>Banking charges for the District & Internal School Fund Accounts. Includes state collateralization fees on government funds, security services on checks, transfers, ACH's, etc.</i>						44,000		
701 Administration Equipment			1,990	4,000	4,000	4,000	-	0.00%
<i>Office equipment & furniture for Business Services. A small amount is included for emergency purposes, such as for printer or computer replacement. Several staff computer, printers, & scanners are supported.</i>						4,000		
Total 72510 Fiscal Services			\$ 1,038,628	\$ 1,190,238	\$ 1,176,038	\$ 1,177,389	\$ 1,351	0.11%

OAK RIDGE SCHOOLS
FY 2026-2027 PROPOSED BUDGET

Fund 141 General Purpose School
Fund Expenditures Detail

<u>ACCOUNT</u>	<u>2024-2025</u>			<u>2025-2026</u>	<u>2025-2026</u>	<u>2026-2027</u>	<u>Chg from</u>	<u>Percentage</u>
	<u>Fund</u>	<u>Account</u>	<u>Object</u>	<u>Original</u>	<u>Final</u>	<u>Proposed</u>	<u>2025-2026</u>	<u>of Increase</u>
	141	72520	105	<u>Budget</u>	<u>Budget</u>	<u>Budget</u>	<u>Final Budget</u>	<u>(Decrease)</u>
72520 Human Resources/ Personnel								
These budget areas include human resources and personnel support services.								
105 Supervisor/Director			135,762	145,027	145,027	149,740	4,713	3.25%
<i>Budgeted salary for Executive Director of Human Resources. Salary based on salary schedules in Appendix D-2</i>								
161 Secretaries			55,854	60,609	60,609	62,476	1,867	3.08%
<i>Budgeted salary for 1.0 HR Administrative Assistant. Delineation of proposed positions are noted in Appendix B-1. Salaries are based on salary schedules in Appendix D-1.</i>								
<i>Substitutes</i>								
189 Other Salaries & Wages			141,263	155,215	155,215	161,312	6,097	3.93%
<i>Budgeted salaries for 1.0 HR Coordinator & 1.0 HR Specialist. Delineation of proposed positions are noted in Appendix B-1. Salaries are based on salary schedules in Appendix D-1 & D-2.</i>								
201 Social Security			20,248	22,311	22,311	23,160	849	3.81%
204 State Retirement			24,244	26,345	26,245	27,030	785	2.99%
206 Life Insurance			497	504	504	480	(24)	-4.76%
207 Medical Insurance			15,824	16,814	20,314	17,950	(2,364)	-11.64%
208 Dental Insurance			1,438	1,436	1,511	1,560	49	3.24%
212 Employer Medicare			4,756	5,217	5,217	5,416	199	3.81%
217 Retirement - Hybrid Stabilize			3,309	3,613	3,863	3,990	127	3.29%
299 Vision - Other Fringe Benefits			434	436	436	436	-	0.00%
302 Advertising			456	9,000	17,000	8,000	(9,000)	-52.94%
<i>Costs for advertising in local, regional, & national publications & websites to recruit qualified staff & to meet AA/EEO goals.</i>								
399 Other Contracted Services			19,513	57,500	57,500	50,000	(7,500)	-13.04%
<i>Costs for state mandated TBI employment screening for all new employees. Includes required re-screening of existing employees. FY26 increase due to initial costs for enrollment in the required TBI/FBI Rap Back Program</i>								
435 Office Supplies			1,050	3,500	3,500	3,000	(500)	-14.29%

OAK RIDGE SCHOOLS
FY 2026-2027 PROPOSED BUDGET

Fund 141 General Purpose School
Fund Expenditures Detail

<u>ACCOUNT</u>	<u>2024-2025</u>			<u>2025-2026</u>	<u>2025-2026</u>	<u>2026-2027</u>	<u>Chg from</u>	<u>Percentage</u>
	<u>Fund</u>	<u>Account</u>	<u>Object</u>	<u>Original</u>	<u>Final</u>	<u>Proposed</u>	<u>2025-2026</u>	<u>of Increase</u>
	141	72520	435	<u>Budget</u>	<u>Budget</u>	<u>Budget</u>	<u>Final Budget</u>	<u>(Decrease)</u>
<i>General office and related supplies for the HR Department.</i>						3,000		
471 Software			67,490	60,000	52,000	55,000	3,000	5.77%
<i>Annual support fees for Human Resources software (Absence Management, Upslope, & Virtual Image Technology)</i>						55,000		
524 Staff Development			12,720	14,000	14,000	10,000	(4,000)	-28.57%
<i>Professional development for required State meetings and other training & associated travel costs for employees in the HR Department as well as candidate travel expenses.</i>						10,000		
599 Other Charges			-	2,500	2,500	2,500	-	0.00%
<i>Materials needed & expenses for recruitment program and retiree gifts.</i>						2,500		
701 Administration Equipment			1,498	1,500	1,500	1,500	-	0.00%
<i>Technology, equipment, & furniture for Human Resources.</i>						1,500		
Total 72520 Human Resources/ Personnel							\$ (5,702)	-0.97%

OAK RIDGE SCHOOLS
FY 2026-2027 PROPOSED BUDGET

Fund 141 General Purpose School
Fund Expenditures Detail

<u>ACCOUNT</u>	<u>2024-2025</u>			<u>2025-2026</u>	<u>2025-2026</u>	<u>2026-2027</u>	<u>Chg from</u>	<u>Percentage</u>
	<u>Fund</u>	<u>Account</u>	<u>Object</u>	<u>Original</u>	<u>Final</u>	<u>Proposed</u>	<u>2025-2026</u>	<u>of Increase</u>
	141	72610	105	<u>Budget</u>	<u>Budget</u>	<u>Budget</u>	<u>Final Budget</u>	<u>(Decrease)</u>
72610 Operation of Plant								
The activities in this section are concerned with keeping the physical plant clean and ready for daily use. Included are operation of heating, lighting, and ventilating systems, the repair and replacement of equipment/facilities. Also included is the cost of building rental and property insurance.								
105 Supervisor/Director			139,280	152,515	152,515	157,774	5,259	3.45%
<i>Budgeted salary for .50 FTE Director of Maintenance and Operations & 1.0 Assistant Supervisor of Operations. Delineation of proposed positions are noted in Appendix B-1. Salaries are based on salary schedules in Appendix D-2</i>								
161 Secretaries			36,082	47,124	47,124	49,135	2,011	4.27%
<i>Budgeted salary for the secretary of the Operations Department. Salary based on salary schedules in Appendix D-1</i>								
166 Custodial Personnel			1,610,163	1,829,623	1,789,623	1,883,225	93,602	5.23%
<i>Budgeted wages of custodial personnel within the system. Assignment of personnel is determined by the need at each facility. Salaries are based on salary schedules in Appendix D-1 & D-3, as determined by hire date.</i>								
00015 Glenwood Elementary			179,807	201,696	201,696	203,750		
00025 Jefferson Middle School			241,577	237,333	237,333	255,297		
00030 Linden Elementary			273,478	300,939	300,939	179,912		
00035 Oak Ridge High School			473,248	567,323	567,323	548,045		
00040 Robertsville Middle School			205,399	274,992	274,992	299,509		
00045 Willow Brook Elementary			110,415	130,112	130,112	182,128		
00050 Woodland Elementary			89,056	75,245	75,245	192,946		
187 Overtime Pay			16,746	25,000	25,000	25,000	-	0.00%
<i>Overtime pay for custodians & clerical staff. Previously included in 141-72610-166</i>								
201 Social Security			106,907	125,817	122,817	131,136	8,319	6.77%
204 State Retirement			116,348	142,732	130,732	148,658	17,926	13.71%
206 Life Insurance			5,129	5,355	5,355	5,226	(129)	-2.41%
207 Medical Insurance			286,382	319,535	314,535	355,383	40,848	12.99%
208 Dental Insurance			14,303	14,911	15,311	16,575	1,264	8.26%
212 Employer Medicare			25,002	29,427	28,727	30,671	1,944	6.77%

OAK RIDGE SCHOOLS FY 2026-2027 PROPOSED BUDGET

Fund 141 General Purpose School Fund Expenditures Detail

ACCOUNT	2024-2025 Audit Report			2025-2026 Original Budget		2025-2026 Final Budget		2026-2027 Proposed Budget		Chg from 2025-2026 Final Budget		Percentage of Increase (Decrease)	
	Fund 141	Account 72610	Object 217										
217 Retirement - Hybrid Stabilize			12,201	15,063	15,063	18,188	3,125	20.75%					
299 Vision - Other Fringe Benefits			4,384	4,414	4,414	4,628	214	4.85%					
307 Communication			16,720	15,500	17,050	18,000	950	5.57%					
						18,000							
<i>District emergency radio handset repair and replacement.</i>													
351 Rentals			26,698	20,000	47,500	20,000	(27,500)	-57.89%					
						20,000							
<i>Rental of equipment needed for repair work for facilities.</i>													
359 Disposal Fees			72,737	123,800	117,478	123,800	6,322	5.38%					
						123,800							
<i>Disposal fees incurred throughout the year. Includes trash & recycling services, grease trap pumping, document shredding, medical waste, etc.</i>													
399 Other Contracted Services			174,507	164,000	150,400	164,000	13,600	9.04%					
						164,000							
<i>Contracted services for items of an ongoing nature that are essential to the operations of plant. (Pest control, IAQ Testing, AHERA inspections, chemical treatment of HVAC water loop, etc.)</i>													
410 Custodial Supplies			130,524	140,500	140,500	141,000	500	0.36%					
						141,000							
<i>Custodial supplies required for day to day operations of school facilities.</i>													
415 Electricity			1,241,829	1,450,500	1,324,552	1,500,000	175,448	13.25%					
423 Fuel Oil			410	2,500	2,500	2,500	-	0.00%					
						2,500							
<i>Fuel oil used for backup generators as an alternate source of power for the Data Center & Emergency lighting at ORHS</i>													
434 Natural Gas			152,963	150,000	150,000	165,000	15,000	10.00%					
454 Water & Sewer			197,497	225,000	225,000	230,000	5,000	2.22%					
499 Other Supplies & Materials			37,952	55,500	64,131	60,500	(3,631)	-5.66%					
						60,500							
<i>Supplies & materials purchased to keep the physical plant open, comfortable, & safe for use. Materials include HVAC filters & belts, access control supplies, etc.</i>													
501 Boiler Insurance			11,113	12,780	12,780	13,690	910	7.12%					
						13,690							
<i>Insurance premium & state inspection fees for the boilers & hot water vessels located in ORS buildings</i>													
502 Building & Content Insurance			276,429	317,893	327,893	370,000	42,107	12.84%					
						370,000							
<i>Insurance premiums for building & content and a special policy which covers microcomputers & other sensitive equipment. Based on updated property & content values & current year premiums.</i>													

**OAK RIDGE SCHOOLS
FY 2026-2027 PROPOSED BUDGET**

**Fund 141 General Purpose School
Fund Expenditures Detail**

ACCOUNT	2024-2025 Audit Report			2025-2026 Original Budget	2025-2026 Final Budget	2026-2027 Proposed Budget	Chg from 2025-2026 Final Budget	Percentage of Increase (Decrease)
	Fund 141	Account 72610	Object 524					
524 Staff Development			3,603	4,000	4,000	4,000	-	0.00%
<i>Professional development & associated travel costs for Operations personnel</i>						4,000		
720 Plant Operation Equipment			53,764	30,500	35,672	33,000	(2,672)	-7.49%
<i>Scheduled replacement & repair of equipment essential to the operation of the physical plant facilities</i>						33,000		
Total 72610 Operation of Plant			\$ 4,769,676	\$ 5,423,989	\$ 5,270,671	\$ 5,671,089	\$ 400,418	7.60%

OAK RIDGE SCHOOLS
FY 2026-2027 PROPOSED BUDGET

Fund 141 General Purpose School
Fund Expenditures Detail

<u>ACCOUNT</u>	<u>2024-2025</u>			<u>2025-2026</u>	<u>2025-2026</u>	<u>2026-2027</u>	<u>Chg from</u>	<u>Percentage</u>
	<u>Fund</u>	<u>Account</u>	<u>Object</u>	<u>Original</u>	<u>Final</u>	<u>Proposed</u>	<u>2025-2026</u>	<u>of Increase</u>
	141	72620	105	<u>Budget</u>	<u>Budget</u>	<u>Budget</u>	<u>Final Budget</u>	<u>(Decrease)</u>

72620 Maintenance of Plant

This section of the budget includes activities concerned with keeping the physical plant open, comfortable, and safe for use, and keeping the grounds, buildings, and equipment in effective working condition and state of repair. Funds for this section consist of local, county and state funds with some grants for state and/or federal agencies.

105 Supervisor/Director	52,607	60,127	88,127	144,444	56,317	63.90%
<i>Budgeted salary for .50 FTE Director of Maintenance and Operations and 1.0 Assistant Supervisor of Maintenance. Salary reflected in Appendix D-2</i>						
161 Secretaries	51,824	55,712	55,713	57,438	1,725	3.10%
<i>Budgeted salary for secretary of the Maintenance Department. Salary reflected in Appendix D-1</i>						
167 Maintenance Personnel	857,656	966,736	914,736	910,776	(3,960)	-0.43%
<i>Budgeted salaries for maintenance personnel. Delineation of proposed positions are noted in Appendix B-1. Salaries are based on salary schedules in Appendix D-1</i>						
187 Overtime Pay	14,783	25,000	25,000	25,000	-	0.00%
<i>Overtime pay for maintenance personnel.</i>						
189 Other Salaries & Wages	-	-	-	-	-	0.00%
201 Social Security	56,944	67,119	65,619	65,418	(201)	-0.31%
204 State Retirement	66,727	77,538	73,038	76,176	3,138	4.30%
206 Life Insurance	1,974	2,079	2,079	1,860	(219)	-10.53%
207 Medical Insurance	141,252	143,583	143,583	138,721	(4,862)	-3.39%
208 Dental Insurance	5,679	5,930	5,930	6,045	115	1.94%
212 Employer Medicare	13,317	15,699	15,699	15,298	(401)	-2.55%
217 Retirement - Hybrid Stabilize	7,770	8,775	9,275	10,204	929	10.02%
299 Vision - Other Fringe Benefits	1,714	1,798	1,798	1,689	(109)	-6.06%
335 Maintenance/ Repair:Buildings	51,014	59,000	96,471	62,000	(34,471)	-35.73%
<i>Contracted corrective maintenance activity. Examples include window replacement, carpet repair, roofing repair, bleacher repairs, etc.</i>						

OAK RIDGE SCHOOLS
FY 2026-2027 PROPOSED BUDGET

Fund 141 General Purpose School
Fund Expenditures Detail

<u>ACCOUNT</u>	<u>2024-2025</u>			<u>2025-2026</u>	<u>2025-2026</u>	<u>2026-2027</u>	<u>Chg from</u>	<u>Percentage</u>
	<u>Fund</u>	<u>Account</u>	<u>Object</u>	<u>Original</u>	<u>Final</u>	<u>Proposed</u>	<u>2025-2026</u>	<u>of Increase</u>
	141	72620	336	<u>Budget</u>	<u>Budget</u>	<u>Budget</u>	<u>Final Budget</u>	<u>(Decrease)</u>
336 Maintenance/ Repair: Equip			9,064	35,000	28,800	37,000	8,200	28.47%
<i>Repair of non-instructional equipment including: office equipment, spectator lighting, building automatic controls, various specialized equipment, etc.</i>							37,000	
338 Maintenance/ Repair: Vehicles			41,357	55,000	60,000	55,000	(5,000)	-8.33%
<i>Payment of supplies, parts, & labor for operations & maintenance of the district vehicle fleet. Excluding buses</i>							55,000	
399 Other Contracted Services			132,491	127,000	117,000	136,000	19,000	16.24%
<i>Contracted items of an ongoing nature that are essential to maintenance of facilities. Examples include alarm testing/inspecting/monitoring contract, elevator inspections, fire extinguisher testing/inspection/replacement, hood systems test/inspection, etc.</i>							136,000	
418 Equipment & Machinery Parts			100,266	115,000	115,000	130,000	15,000	13.04%
<i>Supplies & parts needed to perform maintenance on various types of equipment essential to the operation of physical plant facilities. Examples included HVAC, kitchen equipment, access control, security, electrical, etc.</i>							130,000	
425 Gasoline			24,947	45,000	45,000	45,000	-	0.00%
426 General Construction Materials			187,054	160,000	147,529	160,000	12,471	8.45%
<i>Supplies & materials needed to perform preventative & corrective maintenance on the various district physical facilities</i>							160,000	
471 Software			26,121	41,500	35,475	38,000	2,525	7.12%
<i>Software & licenses for maintenance systems - FMX, Safe Schools, Access Control, etc. FY26 increase for one time upgrade for CCTV Licensing</i>							38,000	
499 Other Supplies & Materials			36,861	34,500	34,500	39,000	4,500	13.04%
<i>Supplies & materials needed to keep the physical plant open, comfortable, safe for use, and in effective state of repair as well as maintaining the grounds & athletic fields.</i>							39,000	
524 Staff Development			6,472	4,000	3,507	4,000	494	14.07%
<i>Professional development & associated travel costs for Maintenance personnel</i>							4,000	
599 Other Charges			31,963	36,000	36,000	41,000	5,000	13.89%
<i>Expenditures under the Occupational Safety & Health Program. Includes devices, uniforms, equipment, training, & other instruments that may be used for training & safety compliance</i>							41,000	
701 Administration Equipment			86,376	114,000	197,121	118,000	(79,121)	-40.14%
<i>Equipment items including inventory system, badge printing, & other equipment items needed for department Expenses previously paid by Safe Schools grant. Beginning FY24 Safe Schools funding now included in TISA.</i>							18,000	
							100,000	

OAK RIDGE SCHOOLS
FY 2026-2027 PROPOSED BUDGET

Fund 141 General Purpose School
Fund Expenditures Detail

<u>ACCOUNT</u>	<u>2024-2025</u>			<u>2025-2026</u>	<u>2025-2026</u>	<u>2026-2027</u>	<u>Chg from</u>	<u>Percentage</u>
	<u>Fund</u>	<u>Account</u>	<u>Object</u>	<u>Original</u>	<u>Final</u>	<u>Proposed</u>	<u>2025-2026</u>	<u>of Increase</u>
	141	72620	717	<u>Budget</u>	<u>Budget</u>	<u>Budget</u>	<u>Final Budget</u>	<u>(Decrease)</u>
717 Maintenance Equipment			59,999	55,000	55,000	55,000	-	0.00%
<i>Purchase or replacement of non-instructional equipment or tools. FY25 includes purchase of mower-tractor attachments, upgrades, & tools.</i>							55,000	
718 Motor Vehicles			-	-	126,448	-	(126,448)	-100.00%
790 Other Equipment			-	-	69,111	-	(69,111)	-100.00%
Total 72620 Maintenance of Plant			\$ 2,066,231	\$ 2,311,096	\$ 2,567,559	\$ 2,373,069	\$ (194,490)	-7.57%

OAK RIDGE SCHOOLS
FY 2026-2027 PROPOSED BUDGET

Fund 141 General Purpose School
Fund Expenditures Detail

<u>ACCOUNT</u>	<u>2024-2025</u>			<u>2025-2026</u>	<u>2025-2026</u>	<u>2026-2027</u>	<u>Chg from</u>	<u>Percentage</u>
	<u>Fund</u>	<u>Account</u>	<u>Object</u>	<u>Original</u>	<u>Final</u>	<u>Proposed</u>	<u>2025-2026</u>	<u>of Increase</u>
	141	72710	105	<u>Budget</u>	<u>Budget</u>	<u>Budget</u>	<u>Final Budget</u>	<u>(Decrease)</u>
72710 Transportation								
This series of accounts includes activities concerned with conveying students to and from school, as provided by State and Federal law. This includes trips between home and school, and trips to school and athletic activities.								
312 Contracts with Private Agency				1,823,517	1,907,156	2,055,854	2,116,908	61,054 2.97%
<i>---Contract for Transportation services. Includes funding for 11 bus monitors & 30 daily bus routes.</i>						2,116,908		
<i>---FY18 and going forward, funding for preschool transportation was shifted to the General fund and is budgeted under 141-73401-312. Beginning in FY19 and going forward includes funds to provide middle school intercession transportation.</i>						-		
412 Diesel Fuel				148,996	185,000	195,000	250,000	55,000 28.21%
<i>Diesel fuel/gasoline for school transportation vehicles. ORS provides fuels as part of the contracted service agreement. Funding for Preschool Transportation fuel expenses budgeted in 141-73401-412.</i>						250,000		
471 Software				17,824	17,255	17,255	17,946	691 4.00%
<i>--Traversa Software for Transportation Services</i>						17,946		
511 Vehicle & Equipment Insurance				63,623	73,803	75,468	83,100	7,632 10.11%
<i>Premium for vehicle liability insurance for all vehicles other than the bus fleet. The contractor covers the cost of fleet insurance for buses as part of the contracted services agreement.</i>						83,100		
729 Transportation Equipment				1,540	5,000	5,000	5,000	- 0.00%
<i>Repairs to district owned buses and transportation equipment.</i>						5,000		
Total 72710 Transportation				\$ 2,055,500	\$ 2,188,214	\$ 2,348,577	\$ 2,472,954	\$ 124,377 5.30%

OAK RIDGE SCHOOLS
FY 2026-2027 PROPOSED BUDGET

Fund 141 General Purpose School
Fund Expenditures Detail

<u>ACCOUNT</u>	<u>2024-2025</u>			<u>2025-2026</u>	<u>2025-2026</u>	<u>2026-2027</u>	<u>Chg from</u>	<u>Percentage</u>
	<u>Fund</u>	<u>Account</u>	<u>Object</u>	<u>Original</u>	<u>Final</u>	<u>Proposed</u>	<u>2025-2026</u>	<u>of Increase</u>
	141	73400	104	<u>Budget</u>	<u>Budget</u>	<u>Budget</u>	<u>Final Budget</u>	<u>(Decrease)</u>
73400 Early Childhood Education								
This account provides educational services to Pre-K children, ages 3 and 4. This account is offset by State Pre-K Grant revenue. In addition, general fund special education account codes, Federal funding from Head Start, Title I, IDEA and IDEA-Preschool Grants also support the Preschool Program.								
116 Teachers			314,975	316,040	274,626	277,730	3,104	1.13%
			<i>Budgeted salaries for preschool teachers, funded by Pre-K State Grant Funds. Delineation of proposed positions are noted in Appendix B-1. Salaries are based on salary schedules in Appendix C-1.</i>			-		
163 Educational Assistants			38,857	44,631	74,433	77,941	3,508	4.71%
			<i>Budgeted salaries for teacher assistants supporting the Preschool Program funded by Pre-K State Grant Funds. Delineation of proposed positions are noted in Appendix B-1. Salaries are based on salary schedules in Appendix D-1</i>			-		
201 Social Security			20,647	22,303	19,880	21,992	2,112	10.62%
204 State Retirement			23,896	23,723	22,928	24,865	1,937	8.45%
206 Life Insurance			709	675	690	690	-	0.00%
207 Medical Insurance			46,189	37,806	55,794	58,879	3,085	5.53%
208 Dental Insurance			1,961	1,839	1,791	1,857	66	3.70%
212 Employer Medicare			4,829	5,214	5,024	5,144	120	2.40%
217 Retirement - Hybrid Stabilize			1,150	1,021	1,649	1,556	(93)	-5.65%
299 Vision - Other Fringe Benefits			592	551	516	514	(2)	-0.30%
Total 73400 Early Childhood Education	\$		453,803	\$ 453,803	\$ 457,331	\$ 471,168	\$ 13,837	3.03%

OAK RIDGE SCHOOLS
FY 2026-2027 PROPOSED BUDGET

Fund 141 General Purpose School
Fund Expenditures Detail

<u>ACCOUNT</u>	<u>2024-2025</u>			<u>2025-2026</u>	<u>2025-2026</u>	<u>2026-2027</u>	<u>Chg from</u>	<u>Percentage</u>
	<u>Fund</u>	<u>Account</u>	<u>Object</u>	<u>Original</u>	<u>Final</u>	<u>Proposed</u>	<u>2025-2026</u>	<u>of Increase</u>
	141	73401	104	<u>Budget</u>	<u>Budget</u>	<u>Budget</u>	<u>Final Budget</u>	<u>(Decrease)</u>
73401 Pre-K General Fund								
104 Principals			67,496	73,709	73,710	75,409	1,699	2.30%
			<i>Budgeted salary for .55 FTE Preschool Principal position funded by General Fund. Salaries are based on salary schedules in Appendix C-6</i>			-		
116 Teachers			103,847	136,838	270,733	327,066	56,333	20.81%
			<i>Budgeted salaries for preschool teachers, funded by General Fund. Delineation of proposed positions are noted in Appendix B-1. Salaries are based on salary schedules in Appendix C-1. Pay rates for substitutes are listed in Appendix C-13</i>			-		
131 Medical Personnel			39,671	43,965	43,865	45,356	1,491	3.40%
			<i>Budgeted salary for part time (0.75 FTE) nurse. Nurse position was increased from 0.5 FTE to 0.75 FTE in FY22. Salary based on salary schedules in Appendix D-1</i>			-		
161 Secretaries			47,208	53,642	58,892	55,471	(3,421)	-5.81%
			<i>Budgeted salaries for secretarial staff supporting the Preschool Program. Delineation of proposed positions are noted in Appendix B-1. Salaries are based on salary schedules in Appendix D-1</i>			-		
163 Educational Assistants			109,640	151,697	156,697	167,250	10,553	6.73%
			<i>Budgeted salaries for teacher assistants supporting the Preschool Program funded by General Fund. Delineation of proposed positions are noted in Appendix B-1. Salaries are based on salary schedules in Appendix D-1. Pay rates for substitutes are listed in Appendix C-13</i>			-		
166 Custodial Personnel			90,005	109,671	109,671	111,310	1,639	1.49%
			<i>Budgeted salaries for 2.0 FTE Custodians supporting the Preschool Program. Salaries are based on salary schedules in Appendix D-1 & D3, as determined by hire date.</i>			-		
187 Overtime Pay			740	1,000	500	500	-	0.00%
			<i>Budgeted funds for potential custodial overtime</i>			500		
189 Other Salaries & Wages			66,273	73,663	73,993	76,253	2,260	3.05%
195 Certified Substitute Teachers			45,102	32,000	34,000	32,000	(2,000)	-5.88%
201 Social Security			32,710	39,880	51,880	50,104	(1,776)	-3.42%

OAK RIDGE SCHOOLS
FY 2026-2027 PROPOSED BUDGET

Fund 141 General Purpose School
Fund Expenditures Detail

<u>ACCOUNT</u>	<u>2024-2025</u>			<u>2025-2026</u>	<u>2025-2026</u>	<u>2026-2027</u>	<u>Chg from</u>	<u>Percentage</u>	
	<u>Fund</u>	<u>Account</u>	<u>Object</u>	<u>Original</u>	<u>Final</u>	<u>Proposed</u>	<u>2025-2026</u>	<u>of Increase</u>	
	141	73401	204	<u>Budget</u>	<u>Budget</u>	<u>Budget</u>	<u>Final Budget</u>	<u>(Decrease)</u>	
204 State Retirement			33,631	41,626	52,626	53,061	435	0.83%	
206 Life Insurance			1,086	1,245	1,409	1,408	(1)	-0.07%	
207 Medical Insurance			85,200	101,223	117,723	129,024	11,301	9.60%	
208 Dental Insurance			3,174	3,339	4,330	4,481	151	3.49%	
212 Employer Medicare			7,736	9,324	12,159	11,717	(442)	-3.64%	
217 Retirement - Hybrid Stabilize			3,292	4,127	4,627	4,356	(271)	-5.86%	
299 Vision - Other Fringe Benefits			958	1,007	1,247	1,245	(2)	-0.16%	
312 Contracts with Private Agency			151,081	129,224	129,224	235,212	105,988	82.02%	
						235,212			
			<i>Transportation Contract for Preschool Program (bus transportation and bus monitors). Beginning in FY18, and going forward, funding for Preschool Transportation was moved from federal funding to the General Purpose Fund.</i>						
355 Local Travel			-	500	500	500	-	0.00%	
						500			
			<i>Reimbursement for local travel mileage of Preschool staff using personal vehicles for approved school business.</i>						
399 Other Contracted Services			19,188	20,000	20,000	20,000	-	0.00%	
						5,000			
			<i>Head Start Monitoring</i>						
						15,000			
			<i>Other Contracted Services</i>						
412 Diesel Fuel			5,300	5,300	5,300	6,000	700	13.21%	
						6,000			
			<i>Cost of diesel fuel for Preschool Transportation. Beginning in FY18, and going forward, funding for Preschool Transportation was moved from federal funding to the General Purpose Fund.</i>						
429 Instructional Supply/Materials			3,109	3,250	3,250	3,250	-	0.00%	
Total 73401 Pre-K General Fund			\$ 916,444	\$ 1,036,230	\$ 1,264,336	\$ 1,410,973	\$ 146,637	11.60%	

OAK RIDGE SCHOOLS FY 2026-2027 PROPOSED BUDGET

Fund 141 General Purpose School Fund Expenditures Detail

<u>ACCOUNT</u>	<u>2024-2025</u> <u>Audit</u> <u>Report</u>	<u>2025-2026</u> <u>Original</u> <u>Budget</u>	<u>2025-2026</u> <u>Final</u> <u>Budget</u>	<u>2026-2027</u> <u>Proposed</u> <u>Budget</u>	<u>Chg from</u> <u>2025-2026</u> <u>Final Budget</u>	<u>Percentage</u> <u>of Increase</u> <u>(Decrease)</u>
Fund	Account	Object				
141	76100	308				
76100 Regular Capital Outlay						
This budget section includes site acquisition, site improvement, architecture and engineering, educational specification development, building acquisition and construction, and other capital related services. Funds for these activities are from local, county and state sources.						
308 Consultants	30,753	40,000	49,218	40,000	(9,218)	-18.73%
<i>Limited general consultant work or studies done relative to capital projects. FY26 includes funding for special projects with Cope & Associates.</i>				40,000		
321 Engineering Services	22,383	30,000	52,409	35,000	(17,409)	-33.22%
<i>Funds for special engineering services that may be necessary during the year</i>				35,000		
399 Other Contracted Services	37,316	-	-	-	-	0.00%
00025 Jefferson Middle School	28,324	-	-	-		
00035 Oak Ridge High School	8,992	-	-	-		
00040 Robertsville Middle School	-	-	-	-		
620 Debt Service Cont-Primary Govt	637,205	637,205	637,205	637,205	-	0.00%
<i>Phase 1 ESG: Annual payment agreed to by BOE and City Council Resolutions 9-108-2017 and 3-19-2018.</i>				287,205		
<i>Payment #9 of 15 Annual payments due to City Government.</i>						
<i>Phase 2 ESG: Annual payment agreed to by BOE and City Council Resolutions 2-11-2021 and 2-12-2021 .</i>				350,000		
<i>Payment #6 of 20 Annual payments due to City Government.</i>						
707 Building Improvements	2,383,357	438,000	804,698	345,000	(459,698)	-57.13%
<i>1. Contingency</i>				50,000		
<i>2. Contingency for damage, lost, or stolen equipment</i>				5,000		
<i>3. JMS Elevator Repairs - Phase 2</i>				100,000		
<i>4. Glenwood Fire Alarm Replacement - Phase 1</i>				75,000		
<i>5. District Sidewalk Replacement</i>				50,000		
<i>6. ORHS PAC lighting upgrade - Phase 2</i>				65,000		
724 Site Development	50,000	50,000	40,000	50,000	10,000	25.00%
<i>Maintenance of playground surfaces and equipment ensuring safe play areas for the elementary and middle school students.</i>				50,000		
Total 76100 Regular Capital Outlay	\$ 3,161,014	\$ 1,195,205	\$ 1,583,530	\$ 1,107,205	\$ (476,325)	-30.08%

**OAK RIDGE SCHOOLS
FY 2026-2027 PROPOSED BUDGET**

**Fund 141 General Purpose School
Fund Expenditures Detail**

<u>ACCOUNT</u>	<u>2024-2025 Audit Report</u>			<u>2025-2026 Original Budget</u>	<u>2025-2026 Final Budget</u>	<u>2026-2027 Proposed Budget</u>	<u>Chg from 2025-2026 Final Budget</u>	<u>Percentage of Increase (Decrease)</u>
	<u>Fund</u>	<u>Account</u>	<u>Object</u>					
	141	82130	610					

82130 Education Principal on Debt

This budget section includes principal/interest on capital leases for District's technology.

610 Principal on Capital Leases	6,877	6,912	6,912	77,968	71,056	1,028.01%
--	-------	-------	-------	---------------	--------	-----------

Principal payments on capital leases. In FY23 a 6 year lease was entered into for a robotic field painter. In FY26 a 5 year lease was entered into for digital scoreboards at Blankenship Field and Wildcat Arena. 77,968

Total 82130 Education Principal on Debt	\$ 6,877	\$ 6,912	\$ 6,912	\$ 77,968	\$ 71,056	1,028.01%
--	-----------------	-----------------	-----------------	------------------	------------------	------------------

**OAK RIDGE SCHOOLS
FY 2026-2027 PROPOSED BUDGET**

**Fund 141 General Purpose School
Fund Expenditures Detail**

<u>ACCOUNT</u>	<u>2024-2025 Audit Report</u>			<u>2025-2026 Original Budget</u>	<u>2025-2026 Final Budget</u>	<u>2026-2027 Proposed Budget</u>	<u>Chg from 2025-2026 Final Budget</u>	<u>Percentage of Increase (Decrease)</u>
	<u>Fund</u>	<u>Account</u>	<u>Object</u>					
	141	82230	611					
82230 Education Interest on Debt								
This budget section includes principal/interest on capital leases for District's technology.								
611 Interest on Capital Leases			123	88	88	20,556	20,468	23,259.09%
<i>Interest payments on capital leases. In FY23 a 6 year lease was entered into for a robotic field painter. In FY26 a 5 year lease was entered into for digital scoreboards at Blankenship Field and Wildcat Arena.</i>								
Total 82230 Education Interest on Debt	\$		123	\$	88	\$	20,556	\$ 20,468 23,259.09%

**OAK RIDGE SCHOOLS
FY 2026-2027 PROPOSED BUDGET**

**Fund 141 General Purpose School
Fund Expenditures Detail**

<u>ACCOUNT</u>	<u>2024-2025 Audit Report</u>			<u>2025-2026 Original Budget</u>	<u>2025-2026 Final Budget</u>	<u>2026-2027 Proposed Budget</u>	<u>Chg from 2025-2026 Final Budget</u>	<u>Percentage of Increase (Decrease)</u>
	<u>Fund</u>	<u>Account</u>	<u>Object</u>					
	141	99100	504					
99100 Transfers Out								
This section includes transactions which withdraw money from one fund and places it in another.								
504 Indirect Cost			-	-	-	-	-	0.00%
590 Transfers to Other Funds			124,327	136,698	136,698	137,213	515	0.38%
			<i>District support of the Family Resource Center (Fund 145)</i>			<i>137,213</i>		
Total 99100 Transfers Out			\$ 124,327	\$ 136,698	\$ 136,698	\$ 137,213	\$ 515	0.38%
Total Fund 141 General Purpose School Fund Expenditures			\$ 73,770,178	\$ 83,188,805	\$ 83,693,944	\$ 82,018,570	-\$1,675,374	-2.00%



FY27 Federal Projects Fund Budget Resolution

BE IT FURTHER RESOLVED that the budgets of the School Federal Projects Fund be the budget approved for separate projects within the fund by the Tennessee Department of Education during the 2026-2027 fiscal year, without further approval needed by the Board of Education during the same time. The effective date of this resolution shall be July 1, 2026, and will expire on June 30, 2027.

**OAK RIDGE SCHOOLS
FY 2026-2027 PROPOSED BUDGET**

**Fund 142 School Federal Projects
Revenue Detail**

<u>ACCOUNT</u>	<u>2024-2025</u>			<u>2025-2026</u>	<u>2025-2026</u>	<u>2026-2027</u>	<u>Chg from</u>	<u>Percentage</u>
	<u>Fund</u>	<u>Account</u>	<u>Object</u>	<u>Original</u>	<u>Final</u>	<u>Adopted</u>	<u>2025-2026</u>	<u>of Increase</u>
	142	46590	000	<u>Budget</u>	<u>Budget</u>	<u>Budget</u>	<u>Final Budget</u>	<u>(Decrease)</u>

142 School Federal Projects

Certain federal funds are allocated to local school systems by the State Department of Education for special federal program initiatives. Such funds are highly restricted in their use and must be accounted for in a separate Federal Projects Fund. FY27 projections are based on preliminary award amounts received from the State in late 2026.

47131	Vocational Program Improvement	132,897	130,000	122,833	120,000	(2,833)	-2.31%
47141	Title I	894,156	925,000	888,869	900,000	11,131	1.25%
47143	Special Education Grants	1,326,085	1,400,000	1,285,782	1,300,000	14,218	1.11%
47145	Special Ed Pre-School Grants	37,290	45,000	63,711	45,000	(18,711)	-29.37%
47146	English Lang Acq Grants	28,031	30,000	43,927	30,000	(13,927)	-31.70%
47150	21st CCLC Grant	115,317	115,000	118,750	115,000	(3,750)	-3.16%
47189	Title II	165,145	200,000	282,501	200,000	(82,501)	-29.20%
47307	COVID-19 Grant B	2,750	-	-	-	-	0.00%
47309	COVID-19 Grant D	85,984	-	74,300	-	(74,300)	-100.00%
47310	COVID-19 Grant E	-	-	-	-	-	0.00%
47401	ESSER 3.0	168,354	-	-	-	-	0.00%
47404	ARP Homeless Grant	17,559	-	-	-	-	0.00%
47590	Other Federal Through State	315,896	722,000	354,302	712,000	357,698	100.96%
47710	Public Safety Prtnrshp & Comm	-	-	-	-	-	0.00%
47990	Other Direct Fedral Revenue	1,142,849	1,075,000	1,201,887	1,075,000	(126,887)	-10.56%

Total 142 School Federal Projects Revenue	\$ 4,432,312	\$ 4,642,000	\$ 4,436,861	\$ 4,497,000	\$60,139	1.36%
--	---------------------	---------------------	---------------------	---------------------	-----------------	--------------

**OAK RIDGE SCHOOLS
FY 2026-2027 PROPOSED BUDGET**

**Fund 142 School Federal Projects
Expenditures Detail**

<u>ACCOUNT</u>	<u>2024-2025</u>			<u>2025-2026</u>	<u>2025-2026</u>	<u>2026-2027</u>	<u>Chg from</u>	<u>Percentage</u>
	<u>Fund</u>	<u>Account</u>	<u>Object</u>	<u>Original</u>	<u>Final</u>	<u>Adopted</u>	<u>2025-2026</u>	<u>of Increase</u>
	142	71100	000	<u>Budget</u>	<u>Budget</u>	<u>Budget</u>	<u>Final Budget</u>	<u>(Decrease)</u>

142 School Federal Projects

Certain federal funds are allocated to local school systems by the State Department of Education for special federal program initiatives. Such funds are highly restricted in their use and must be accounted for in a separate Federal Projects Fund. FY27 projections are based on preliminary award amounts received from the State in late 2026.

71100	Regular Instruction Prgm	693,095	721,802	710,738	709,089	(1,649)	-0.23%
71200	Special Education Prgm	999,813	1,079,306	959,187	991,197	32,010	3.34%
71300	Career/Technical Education Prg	108,134	50,945	102,982	59,395	(43,587)	-42.32%
71900	Contingency	-	500,000	-	500,000	500,000	0.00%
72120	Health Services	4,361	-	11,816	-	(11,816)	-100.00%
72130	Other Student Support	296,867	176,445	222,036	242,400	20,364	9.17%
72210	Regular Inst. Support	532,611	347,633	552,927	312,091	(240,836)	-43.56%
72220	Special Education Support	366,414	362,903	403,147	377,355	(25,792)	-6.40%
72230	Career & Technical Prg Support	1,619	-	2,805	-	(2,805)	-100.00%
72250	Technology Services	24,472	-	4,457	-	(4,457)	-100.00%
72710	Transportation	6,614	-	493	-	(493)	-100.00%
73300	Community Services	1,248,253	1,277,966	1,306,992	1,180,473	(126,519)	-9.68%
76100	Regular Capital Outlay	-	-	-	-	-	0.00%
99100	Transfers Out	150,060	125,000	159,282	125,000	(34,282)	-21.52%

Total 142 School Federal Projects Expenditures	\$ 4,432,312	\$ 4,642,000	\$ 4,436,861	\$ 4,497,000	\$60,139	1.36%
---	---------------------	---------------------	---------------------	---------------------	-----------------	--------------

**OAK RIDGE SCHOOLS
FY 2026-2027 PROPOSED BUDGET**

**Fund 143 Central Cafeteria
Revenue Summary**

<u>ACCOUNT</u>	<u>2024-2025 Audit Report</u>			<u>2025-2026 Original Budget</u>	<u>2025-2026 Final Budget</u>	<u>2026-2027 Proposed Budget</u>	<u>Chg from 2025-2026 Final Budget</u>	<u>Percentage of Increase (Decrease)</u>
	<u>Fund</u>	<u>Account</u>	<u>Object</u>					
	143	39000	000					

143 Central Cafeteria

This fund involves revenue concerned with providing food to students and staff in the Oak Ridge Schools. This revenue also supports preparing and serving regular and incidental meals, lunches, or snacks in connection with school activities and food delivery. Revenue is collected in the form of meal charges, fees for special events and programs, and state and federal reimbursements.

39000 Unassigned Fund Balance	-	750,080	750,080	322,765	(427,315)	-56.97%
43521 Lunch Payments - Children	261,132	272,580	272,580	-	(272,580)	-100.00%
43522 Lunch Payments - Adults	2,147	3,500	3,500	5,500	2,000	57.14%
43523 Income From Breakfast	41,686	43,000	43,000	-	(43,000)	-100.00%
43525 A la Carte Sales	147,504	140,000	140,000	103,109	(36,891)	-26.35%
43990 Other Charges for Food Service	150,776	200,000	200,000	210,187	10,187	5.09%
44110 Interest Earned	31,349	35,000	35,000	25,000	(10,000)	-28.57%
46520 School Food Service	15,986	20,000	20,000	20,000	-	0.00%
47111 USDA School Lunch Program	1,261,062	1,300,072	1,300,072	1,274,000	(26,072)	-2.01%
47112 USDA Commodities	155,144	175,000	175,000	190,000	15,000	8.57%
47113 Breakfast	398,406	360,108	360,108	485,000	124,892	34.68%
47114 USDA - Other	321,259	350,000	350,000	257,451	(92,549)	-26.44%
49800 Transfers In	-	-	-	115,000	115,000	100.00%

Total 143 Central Cafeteria Revenue	\$ 2,786,450	\$ 3,649,340	\$ 3,649,340	\$ 3,008,012	(\$ 641,328)	-17.57%
--	---------------------	---------------------	---------------------	---------------------	---------------------	----------------

**OAK RIDGE SCHOOLS
FY 2026-2027 PROPOSED BUDGET**

**Fund 143 Central Cafeteria
Expenditures Summary**

<u>ACCOUNT</u>	<u>2024-2025</u>			<u>2025-2026</u>	<u>2025-2026</u>	<u>2026-2027</u>	<u>Chg from</u>	<u>Percentage</u>
	<u>Fund</u>	<u>Account</u>	<u>Object</u>	<u>Audit</u>	<u>Original</u>	<u>Final</u>	<u>2025-2026</u>	<u>of Increase</u>
				<u>Report</u>	<u>Budget</u>	<u>Budget</u>	<u>Final Budget</u>	<u>(Decrease)</u>
	143	73100	103					

143 Central Cafeteria

This fund involves expenditures incurred when providing food to students and staff in the Oak Ridge Schools. This service area includes preparing and serving regular and incidental meals, lunches, or snacks in connection with school activities and food delivery.

73100 Food Service	2,786,018	3,649,340	3,649,340	3,008,012	(641,328)	-17.57%
---------------------------	-----------	-----------	-----------	------------------	-----------	---------

Total 143 Central Cafeteria Expenditures	\$ 2,786,018	\$ 3,649,340	\$ 3,649,340	\$ 3,008,012	(\$ 641,328)	-17.57%
---	---------------------	---------------------	---------------------	---------------------	---------------------	----------------

**OAK RIDGE SCHOOLS
FY 2026-2027 PROPOSED BUDGET**

**Fund 143 Central Cafeteria
Revenue Detail**

<u>ACCOUNT</u>	<u>2024-2025 Audit Report</u>			<u>2025-2026 Original Budget</u>	<u>2025-2026 Final Budget</u>	<u>2026-2027 Proposed Budget</u>	<u>Chg from 2025-2026 Final Budget</u>	<u>Percentage of Increase (Decrease)</u>
	<u>Fund</u>	<u>Account</u>	<u>Object</u>					
	143	39000	000					
143 Central Cafeteria								
This fund involves revenue concerned with providing food to students and staff in the Oak Ridge Schools. This revenue also supports preparing and serving regular and incidental meals, lunches, or snacks in connection with school activities and food delivery. Revenue is collected in the form of meal charges, fees for special events and programs, and state and federal reimbursements.								
39000 Unassigned Fund Balance			-	750,080	750,080	322,765	(427,315)	-56.97%
						322,765		
43521 Lunch Payments - Children			261,132	272,580	272,580	-	(272,580)	-100.00%
			<i>Revenues generated by lunch fees charged to students for the National School Lunch Program (NSLP). Beginning FY26, all schools are operating the CEP Program, allowing for free lunches for all students. No lunch fees will be charged.</i>			-		
43522 Lunch Payments - Adults			2,147	3,500	3,500	5,500	2,000	57.14%
						5,500		
			<i>Revenue generated by lunch fees charged to school staff and all other adults, including parents. The FY27 fee for adult lunches is \$4.50/meal.</i>					
43523 Income From Breakfast			41,686	43,000	43,000	-	(43,000)	-100.00%
						-		
			<i>Revenues generated by fees charged to students, staff, & adults utilizing the National School Breakfast Program. Beginning FY26, all schools are operating the CEP Program, allowing for free meals for all students. No breakfast fees will be charged.</i>					
43525 A la Carte Sales			147,504	140,000	140,000	103,109	(36,891)	-26.35%
						103,109		
			<i>Revenue generated from a la carte sales</i>					
43990 Other Charges for Food Service			150,776	200,000	200,000	210,187	10,187	5.09%
						210,187		
			<i>Revenue generated from collection of fees for food service related services. Examples include special events such as catering and other special programs.</i>					
44110 Interest Earned			31,349	35,000	35,000	25,000	(10,000)	-28.57%
						25,000		
			<i>Interest earned on the food service bank account.</i>					
46520 School Food Service			15,986	20,000	20,000	20,000	-	0.00%
						20,000		
			<i>Tennessee Child Nutrition Program matching funds. Monies are allotted to Oak Ridge Schools depending on funds available from the State of Tennessee & student participation during the month of April.</i>					

**OAK RIDGE SCHOOLS
FY 2026-2027 PROPOSED BUDGET**

**Fund 143 Central Cafeteria
Revenue Detail**

<u>ACCOUNT</u>	<u>2024-2025</u>			<u>2025-2026</u>	<u>2025-2026</u>	<u>2026-2027</u>	<u>Chg from</u>	<u>Percentage</u>
	<u>Fund</u>	<u>Account</u>	<u>Object</u>	<u>Original</u>	<u>Final</u>	<u>Proposed</u>	<u>2025-2026</u>	<u>of Increase</u>
	143	47111	000	<u>Budget</u>	<u>Budget</u>	<u>Budget</u>	<u>Final Budget</u>	<u>(Decrease)</u>
47111 USDA School Lunch Program			1,261,062	1,300,072	1,300,072	1,274,000	(26,072)	-2.01%
<i>Revenue generated from USDA reimbursements for paid, reduced, & free lunches.</i>						1,274,000		
47112 USDA Commodities			155,144	175,000	175,000	190,000	15,000	8.57%
<i>Revenue to account for governmental commodities received for the food service program. (Offset by an expenditure for commodities used during the year for the food service program.)</i>						190,000		
47113 Breakfast			398,406	360,108	360,108	485,000	124,892	34.68%
<i>Revenue generated from USDA reimbursements for paid, reduced, & free breakfasts.</i>						485,000		
47114 USDA - Other			321,259	350,000	350,000	257,451	(92,549)	-26.44%
<i>Projected reimbursement for the Summer Food Program sponsored by the USDA, Pre-School reimbursements, and any district supported snack programs.</i>						257,451		
49800 Transfers In			-	-	-	115,000	115,000	100.00%
<i>District Support of CEP Program</i>						115,000		
Total 143 Central Cafeteria Revenue			\$ 2,786,450	\$ 3,649,340	\$ 3,649,340	\$ 3,008,012	(\$ 641,328)	-17.57%

**OAK RIDGE SCHOOLS
FY 2026-2027 PROPOSED BUDGET**

**Fund 143 Central Cafeteria
Expenditures Detail**

<u>ACCOUNT</u>	<u>2024-2025 Audit Report</u>			<u>2025-2026 Original Budget</u>	<u>2025-2026 Final Budget</u>	<u>2026-2027 Proposed Budget</u>	<u>Chg from 2025-2026 Final Budget</u>	<u>Percentage of Increase (Decrease)</u>
	<u>Fund</u>	<u>Account</u>	<u>Object</u>					
	143	73100	103					

143 Central Cafeteria

This fund involves expenditures incurred when providing food to students and staff in the Oak Ridge Schools. This service area includes preparing and serving regular and incidental meals, lunches, or snacks in connection with school activities and food delivery.

73100 Food Service

103 Assistants		55,854		59,609	59,609	61,476	1,867	3.13%
201 Social Security		2,989		3,696	3,696	3,812	116	3.14%
204 State Retirement		4,290		4,578	4,578	4,666	88	1.92%
206 Life Insurance		118		126	126	120	(6)	-4.76%
207 Medical Insurance		14,965		15,917	15,917	16,882	965	6.06%
208 Dental Insurance		359		359	359	390	31	8.64%
212 Employer Medicare		699		864	864	891	27	3.13%
217 Retirement - Hybrid Stabilize		737		787	787	867	80	10.17%
299 Vision - Other Fringe Benefits		98		109	109	109	-	0.00%
307 Communication		-		700	700	-	(700)	-100.00%
317 Data Processing Services		49		500	500	500	-	0.00%
						500		
354 Transport: Other than Student		-		5,565	5,565	7,140	1,575	28.30%
						-		
						7,140		
355 Local Travel		2,426		2,000	2,000	2,000	-	0.00%
						2,000		
399 Other Contracted Services		1,181,546		1,241,164	1,241,164	1,331,618	90,454	7.29%

**OAK RIDGE SCHOOLS
FY 2026-2027 PROPOSED BUDGET**

**Fund 145 Other Education Funds
Summary**

<u>ACCOUNT</u>	<u>2024-2025</u>			<u>2025-2026</u>	<u>2025-2026</u>	<u>2026-2027</u>	<u>Chg from</u>	<u>Percentage</u>
	<u>Fund</u>	<u>Account</u>	<u>Object</u>	<u>Audit Report</u>	<u>Original Budget</u>	<u>Final Budget</u>	<u>2025-2026 Final Budget</u>	<u>of Increase (Decrease)</u>
	145	39000	000					

Fund 145 Other Education Funds

This fund includes services provided by the Oak Ridge Schools Family Resources Center. Prior to FY24, services for the Safe Schools Act was also included. Safe Schools expenditures are now budgeted in Fund 141. Beginning FY24, State funding for both programs are included in TISA.

44990 Other Local Revenues		32,290		35,000		35,000		35,000		-		0.00%
49800 Transfers In		123,053		136,698		136,698		137,213		515		0.38%

Total Fund 145 Other Education Funds Revenue		\$ 155,343		\$ 171,698		\$ 171,698		\$ 172,213		\$ 515		0.30%
---	--	-------------------	--	-------------------	--	-------------------	--	-------------------	--	---------------	--	--------------

Fund 145 Other Education Funds

This fund includes services provided by the Oak Ridge Schools Family Resources Center. Prior to FY24, services for the Safe Schools Act was also included. Safe Schools expenditures are now budgeted in Fund 141. Beginning FY24, State funding for both programs are included in TISA.

73300 Community Services		146,556		171,698		171,698		172,213		515		0.30%
---------------------------------	--	---------	--	---------	--	---------	--	----------------	--	-----	--	-------

Total Fund 145 Other Education Funds Expenditures		\$ 146,556		\$ 171,698		\$ 171,698		\$ 172,213		\$ 515		0.30%
--	--	-------------------	--	-------------------	--	-------------------	--	-------------------	--	---------------	--	--------------

**OAK RIDGE SCHOOLS
FY 2026-2027 PROPOSED BUDGET**

**Fund 145 Other Education Funds
Detail**

<u>ACCOUNT</u>	<u>2024-2025 Audit Report</u>			<u>2025-2026 Original Budget</u>	<u>2025-2026 Final Budget</u>	<u>2026-2027 Adopted Budget</u>	<u>Chg from 2025-2026 Final Budget</u>	<u>Percentage of Increase (Decrease)</u>
	<u>Fund</u>	<u>Account</u>	<u>Object</u>					
	145	39000	000					

Fund 145 Other Education Funds

This fund includes services provided by the Oak Ridge Schools Family Resources Center. Prior to FY24, services for the Safe Schools Act was also included. Safe Schools expenditures are now budgeted in Fund 141. Beginning FY24, State funding for both programs are included in TISA.

44990 Other Local Revenues		32,290		35,000		35,000		35,000		-		0.00%
<i>Local contributions and community donations received for use in the support of the Family Resource Center.</i>						35,000						
<i>In FY24, State funding for the Safe Schools Act & Family Resource Center included in TISA & the grants were eliminated.</i>						-						
49800 Transfers In		123,053		136,698		136,698		137,213		515		0.38%
<i>Transfer from the General Fund. Beginning FY24, Family Resource Center program funding now included in TISA.</i>						137,213						

Total Fund 145 Other Education Funds Revenue		\$ 155,343		\$ 171,698		\$ 171,698		\$ 172,213		\$ 515		0.30%
---	--	-------------------	--	-------------------	--	-------------------	--	-------------------	--	---------------	--	--------------

OAK RIDGE SCHOOLS FY 2026-2027 PROPOSED BUDGET

Fund 145 Other Education Funds Detail

<u>ACCOUNT</u>	<u>2024-2025</u>			<u>2025-2026</u>	<u>2025-2026</u>	<u>2026-2027</u>	<u>Chg from</u>	<u>Percentage</u>
	<u>Fund</u>	<u>Account</u>	<u>Object</u>	<u>Original</u>	<u>Final</u>	<u>Adopted</u>	<u>2025-2026</u>	<u>of Increase</u>
	145	72130	189	<u>Budget</u>	<u>Budget</u>	<u>Budget</u>	<u>Final Budget</u>	<u>(Decrease)</u>

Fund 145 Other Education Funds

This fund includes services provided by the Oak Ridge Schools Family Resources Center. Prior to FY24, services for the Safe Schools Act was also included. Safe Schools expenditures are now budgeted in Fund 141. Beginning FY24, State funding for both programs are included in TISA.

73300 Community Services	146,556	171,698	171,698	172,213	515	0.30%
189 Other Salaries & Wages	99,741	109,272	109,272	100,000	(9,272)	-8.49%
201 Social Security	6,086	6,775	6,775	6,845	70	1.03%
204 State Retirement	5,180	5,521	5,521	5,622	101	1.83%
206 Life Insurance	116	126	126	120	(6)	-4.76%
207 Medical Insurance	6,991	7,436	7,436	16,010	8,574	115.30%
208 Dental Insurance	359	359	359	390	31	8.64%
212 Employer Medicare	1,423	1,584	1,584	1,601	17	1.07%
217 Retirement - Hybrid Stabilize	-	-	-	1,000	1,000	100.00%
299 Vision - Other Fringe Benefits	109	109	109	109	-	0.00%
348 Postal Charges	-	500	337	500	163	48.23%
<i>Family Resource Center expenditures related to supplies & materials for student & family support.</i>				500		
355 Local Travel	-	-	250	-	(250)	-100.00%
499 Other Supplies & Materials	3,048	3,300	4,163	3,300	(863)	-20.72%

**OAK RIDGE SCHOOLS
FY 2026-2027 PROPOSED BUDGET**

Fund 146 Extended School Program Revenue Summary

<u>ACCOUNT</u>	<u>2024-2025</u>			<u>2025-2026</u>	<u>2025-2026</u>	<u>2026-2027</u>	<u>Chg from</u>	<u>Percentage</u>
	<u>Fund</u>	<u>Account</u>	<u>Object</u>	<u>Original</u>	<u>Final</u>	<u>Adopted</u>	<u>2025-2026</u>	<u>of Increase</u>
	146	39000	000	<u>Budget</u>	<u>Budget</u>	<u>Budget</u>	<u>Final Budget</u>	<u>(Decrease)</u>

146 Extended School Program

This fund accounts for the Oak Ridge Schools Extended Child Care Program. The program is self supporting through fees.

39000	Unassigned Fund Balance		-	70,177	70,177	136,155	65,978	94.02%
43581	Community Services Fees Child		546,531	500,000	500,000	590,000	90,000	18.00%

Total 146 Extended School Program Revenue		\$ 546,531	\$ 570,177	\$ 570,177	\$ 726,155	\$ 155,978	27.36%
--	--	-------------------	-------------------	-------------------	-------------------	-------------------	---------------

146 Extended School Program

This fund accounts for the Oak Ridge Schools Extended Child Care Program. The program is self supporting through fees.

73300	Community Services		495,591	555,177	555,177	711,155	155,978	28.10%
73300	Community Services		\$ 495,591	\$ 555,177	\$ 555,177	\$ 711,155	\$ 155,978	28.10%
99100	Transfers Out		10,000	15,000	15,000	15,000	-	0.00%
99100	Transfers Out		\$ 10,000	\$ 15,000	\$ 15,000	\$ 15,000	\$ 0	0.00%

Total 146 Extended School Program Expenditures		\$ 505,591	\$ 570,177	\$ 570,177	\$ 726,155	\$ 155,978	27.36%
---	--	-------------------	-------------------	-------------------	-------------------	-------------------	---------------

**OAK RIDGE SCHOOLS
FY 2026-2027 PROPOSED BUDGET**

**Fund 146 Extended School
Program Revenue Detail**

<u>ACCOUNT</u>	<u>2024-2025</u>			<u>2025-2026</u>	<u>2025-2026</u>	<u>2026-2027</u>	<u>Chg from</u>	<u>Percentage</u>
	<u>Fund</u>	<u>Account</u>	<u>Object</u>	<u>Original</u>	<u>Final</u>	<u>Adopted</u>	<u>2025-2026</u>	<u>of Increase</u>
	146	39000	000				<u>Final Budget</u>	<u>(Decrease)</u>

146 Extended School Program

This fund accounts for the Oak Ridge Schools Extended Child Care Program. The program is self supporting through fees.

39000	Unassigned Fund Balance		-	70,177	70,177	136,155	65,978	94.02%
	<i>Extended Child Care fund balance</i>					<i>136,155</i>		
43581	Community Services Fees Child	546,531		500,000	500,000	590,000	90,000	18.00%
	<i>Club-Mid for Middle School Students at JMS began in FY26. The program will be expanded to RMS in FY27.</i>					-		
	<i>Revenue generated through fees collected for the ORS extended childcare program which is the sole revenue source for this program.</i>					<i>590,000</i>		
	<i>---Spring, Winter, & Fall Break Rates : All Students - \$110 per week</i>					-		
	<i>---Summer Rates : \$110 per week (3 or more days)</i>					-		
	<i>---Summer Camp Activity Fee: \$125.00</i>					-		
	<i>---Weekly Rates : Elementary Students AM Only - \$45</i>					-		
	<i>PM Only - \$55 Both AM & PM- \$60</i>					-		
	<i>---Activity Fees : Summer Camp Activity Fee - \$105</i>					-		
	<i>Fall Activity Fee - \$60</i>					-		

Total 146 Extended School Program Revenue	\$ 546,531	\$ 570,177	\$ 570,177	\$ 726,155	\$ 155,978	27.36%
--	-------------------	-------------------	-------------------	-------------------	-------------------	---------------

**OAK RIDGE SCHOOLS
FY 2026-2027 PROPOSED BUDGET**

**Fund 146 Extended School
Program Expenditures Detail**

<u>ACCOUNT</u>	<u>2024-2025 Audit Report</u>			<u>2025-2026 Original Budget</u>	<u>2025-2026 Final Budget</u>	<u>2026-2027 Adopted Budget</u>	<u>Chg from 2025-2026 Final Budget</u>	<u>Percentage of Increase (Decrease)</u>
	<u>Fund</u>	<u>Account</u>	<u>Object</u>					
	146	73300	189					

146 Extended School Program

This fund accounts for the Oak Ridge Schools Extended Child Care Program. The program is self supporting through fees.

73300 Community Services

189 Other Salaries & Wages		336,840		374,143	374,143	518,854	144,711	38.68%
201 Social Security		19,723		23,196	23,196	23,799	603	2.60%
204 State Retirement		15,340		18,965	18,965	19,623	658	3.47%
206 Life Insurance		662		744	744	720	(24)	-3.23%
207 Medical Insurance		41,762		50,667	50,667	57,382	6,715	13.25%
208 Dental Insurance		2,049		1,813	1,813	2,340	527	29.07%
212 Employer Medicare		4,711		5,545	5,545	5,686	141	2.54%
217 Retirement - Hybrid Stabilize		2,072		2,250	2,250	2,997	747	33.20%
299 Vision - Other Fringe Benefits		608		654	654	654	0	0.00%
355 Local Travel		-		200	200	200	0	0.00%
		<i>Local travel & state conference expenses for ECC employees.</i>				200		
399 Other Contracted Services		-		200	1,400	1,400	0	0.00%
		<i>Cell phone charges for ECC program as necessary.</i>				1,400		
524 Staff Development		707		1,800	1,800	2,500	700	38.89%
		<i>Required staff development: The State of Tennessee regulates training hours for ECC Site Director, Assistant Director, & four Site Directors - 18 hours each. The eight additional staff members have 12 hours of required training.</i>				2,500		
599 Other Charges		45,150		50,000	50,000	50,000	0	0.00%
		<i>Miscellaneous items for the Extended Child Care program; including snacks, field trips, consultants, etc. as well as printing and copying expenses.</i>				50,000		
711 Furniture & Fixtures		25,967		25,000	23,800	25,000	1,200	5.04%
		<i>Furniture & equipment necessary for the ECC program.</i>				25,000		

**OAK RIDGE SCHOOLS
FY 2026-2027 PROPOSED BUDGET**

**Fund 146 Extended School
Program Expenditures Detail**

<u>ACCOUNT</u>	<u>2024-2025</u>			<u>2025-2026</u>	<u>2025-2026</u>	<u>2026-2027</u>	<u>Chg from</u>	<u>Percentage</u>
	<u>Fund</u>	<u>Account</u>	<u>Object</u>	<u>Original</u>	<u>Final</u>	<u>Adopted</u>	<u>2025-2026</u>	<u>of Increase</u>
	146	73300	711	<u>Budget</u>	<u>Budget</u>	<u>Budget</u>	<u>Final Budget</u>	<u>(Decrease)</u>
001 PO Rollover from Prior Year			5,660	-	-	-		
73300 Community Services			\$ 495,591	\$ 555,177	\$ 555,177	\$ 711,155	\$ 155,978	28.10%
99100 Transfers Out								
590 Transfers to Other Funds			10,000	15,000	15,000	15,000	0	0.00%
<i>Transfer to General Operations Fund.</i>						15,000		
99100 Transfers Out			\$ 10,000	\$ 15,000	\$ 15,000	\$ 15,000	\$ 0	0.00%
Total 146 Extended School Program Expenditures			\$ 505,591	\$ 570,177	\$ 570,177	\$ 726,155	\$ 155,978	27.36%

FY27 BENEFITS SUMMARY

Each section of the budget includes appropriate line items for benefit categories. A detailed explanation of each benefit category is included here rather than repeating the same information in each section.

Social Security (Object 201): Object includes all FICA employer share costs for personnel. The matching cost is 6.2% of applicable wage.

State Retirement (Object 204): Object includes the employer costs for contributions to the Tennessee Consolidated Retirement System (TCRS). Employer costs for licensed staff is 6.35% for those in the Legacy Plan and 9% for those in the Hybrid Plan. The employer cost for non-licensed staff is 6.29% for those in the Legacy plan and 9% for those in the Hybrid plan. Employees contribute an additional 5%.

Life Insurance (Object 206): Object includes costs for a \$50,000 group term life insurance program with accidental death and dismemberment coverage for all full-time employees.

Medical Insurance (Object 207): Object includes the school system's contribution for group health insurance. Beginning January 1, 2000, the school system moved to the State Health Insurance Program and began to pay premiums rather than actual claims. Beginning in FY05, the Board's contributions to premiums were 85% of the Single Premium and 70% of the Family Premium. Previously, the Board's share was 85% of the Single Premium and 65% of the Family Premium. Premiums are estimated to increase by an average of 10% for Calendar Year 2027.

Dental Insurance (Object 208): Object includes the cost of the employee benefit. Employees can elect optional spouse and/or family coverage(s) via payroll deductions. Dental premiums will increase by 3.5% in FY27.

Medicare Insurance (Object 212): Object includes the employer costs for the Medicare contribution. The matching costs are based on 1.45% of applicable wages.

Vision Insurance (Object 299): Object includes the cost of the employee benefit. Employees can elect optional spouse and/or family coverage(s) via payroll deductions. Vision Premiums will not increase in FY27.

Two additional benefits are budgeted on a system-wide basis. These are Unemployment Compensation and Workers' Compensation.

Unemployment Compensation (See 72310-210) Account covers projected unemployment compensation. Oak Ridge Schools is required by federal law (P.L.94-566) to budget funds to cover payment of unemployment compensation to eligible employees.

Worker's Compensation (See 72310-513) Account covers the system-wide premiums for Worker's Compensation insurance. Costs for this expenditure are based on employees' salaries, their work classifications, and other claims experience.

**Appendix B-1
Recommended Staff Assignments for 2026-2027**

	School	Preschool		Glenwood Elementary		Linden Elementary		Willow Brook Elementary		Woodland Elementary		Jefferson Middle		
		Year	FY26	FY27	FY26	FY27	FY26	FY27	FY26	FY27	FY26	FY27	FY26	FY27
			Enrollment as of 10/01/2026 and Projection for 2027											
				399	376	536	529	404	393	409	418	751	722	
Administration	Accountants													
	CCO, Communication Coordinator													
	HR Coordinator													
	Prin, Asst Prin, Dean	1.00	1.00	2.00	2.00	2.00	2.00	2.00	2.00	2.00	2.00	3.00	3.00	
	Supervisors, Asst. Suprv, Manager													
	Supt, E.D., Directors													
Faculty	Innovation Coach, PLC			1.50	1.50	1.50	1.50	1.50	1.50	1.50	1.50	2.00	2.00	
	Family Ed Specialist, Facilitator	1.00	1.00											
	Lib/Media Specialists			1.00	1.00	1.00	1.00	1.00	1.00	1.00	1.00	1.00	1.00	
	Coordinators, CSH, Student Services, WBL													
	Psychologists													
	School Counselors			1.00	1.00	1.00	2.00	1.00	1.00	1.00	1.00	2.00	2.00	
	Teacher - Graduation Coach													
	Speech Lang Clinicians	1.00	1.00	1.00	1.00	1.00	1.00	2.00	2.00	1.00	1.00	0.60	0.60	
	Teachers - SCA													
	Teachers - Art			1.00	1.00	1.00	1.00	1.00	1.00	1.00	1.00	1.00	1.00	
	Teachers - Band											1.44	1.44	
	Teachers - ELL/ESL			1.00	1.00			1.00	1.00	1.50	1.50	1.00	1.00	
	Teachers - Foreign Lang											2.00	1.60	
	Teachers - Gifted			0.25	0.25	0.25	0.25	0.25	0.25	0.25	0.25	1.00	1.00	
	Teachers - Health/PE			1.00	1.00	1.00	1.00	1.00	1.00	1.00	1.00	3.00	3.00	
	Teachers - Orchestra											0.99	0.99	
	Teachers - Reading			2.00	2.00	1.00	1.00	2.50	2.50	2.00	2.00	1.00	1.00	
	Teachers - Strings			0.12	0.12	0.13	0.13	0.12	0.12	0.13	0.13			
	Teachers - Reg Ed	12.25	12.25	20.50	20.50	26.50	26.50	21.50	21.50	22.00	21.00	30.17	30.17	
	Teachers - Spec Ed Res	3.00	3.00	2.00	2.00	3.00	3.00	3.00	3.00	2.00	2.00	6.00	6.00	
Teachers - Spec Ed CDC			1.00	1.00	1.00	1.00	1.00	2.00	1.00	1.00	2.00	2.00		
Teachers -Tech Car-Voc -STEM-Nuclear											3.00	3.00		
Teachers - Vocal Music			1.00	1.00	1.00	1.00	1.00	1.00	1.00	1.00	1.00	1.00		

**Appendix B-1
Recommended Staff Assignments for 2026-2027**

	School	Preschool		Glenwood Elementary		Linden Elementary		Willow Brook Elementary		Woodland Elementary		Jefferson Middle		
		Year	FY26	FY27	FY26	FY27	FY26	FY27	FY26	FY27	FY26	FY27	FY26	FY27
Support Staff	Sports Medicine. Coordinator													
	Custodians	2.00	2.00	3.00	3.00	3.50	3.50	3.50	3.50	3.00	3.00	5.00	5.00	
	ECC			1.00	1.00	1.00	1.00	1.00	1.00	1.00	1.00			
	Family Resource Center			0.75										
	Family Services, Social Workers	3.75	3.75											
	ASL Interpreter													
	School Nutrition Specialist													
	Maintenance													
	Nurses													
	Office Staff and other Support Staff	2.00	2.00	2.00	2.00	2.00	2.00	2.00	2.00	2.00	2.00	4.00	4.00	
	Paraprofessionals, 21C Grant, PreK ELL Specialist	0.50	0.50	1.75	1.75	2.00	2.00	2.50	2.50	3.75	3.75			
	TA's Regular	15.75	15.75	3.80	3.80	10.50	10.50	7.75	7.75	5.92	5.92	2.50	2.50	
	TA's Special Ed	9.00	9.00	5.90	5.90	6.00	6.00	5.25	6.25	4.00	4.00	7.00	7.00	
	TA's Vocational, WorkPlace Readiness													
Information Technology Staff														
Trans, OT, COTA, PT, PTA														
Totals		51.25	51.25	54.57	53.82	66.38	67.38	61.87	63.87	58.05	57.05	80.70	80.30	

**Appendix B-1
Recommended Staff Assignments for 2026-2027**

School	Robertsville Middle		Oak Ridge High		Secret City Academy		District Wide		All Totals		INC / DEC	
	FY26	FY27	FY26	FY27	FY26	FY27	FY26	FY27	FY26 (Actuals)	FY27 (Projected)		
Enrollment as of 10/01/2026 and Projection for 2027	797	770	1634	1580					4930	4788	(142.00)	
Administration	Accountants						3.00	3.00	3.00	3.00	0.00	
	CCO, Communication Coordinator						2.00	2.00	2.00	2.00	0.00	
	HR Coordinator						1.00	1.00	1.00	1.00	0.00	
	Prin, Asst Prin, Dean	3.00	3.00	6.00	6.00	1.00	1.00		22.00	22.00	0.00	
	Supervisors. Asst. Suprv, Manager							6.00	6.00	6.00	6.00	0.00
	Supt, E.D., Directors			1.00	1.00			10.00	10.00	11.00	11.00	0.00
Faculty	Innovation Coach, PLC	2.00	2.00	2.00	2.00			0.00	0.00	12.00	12.00	0.00
	Family Ed Specialist, Facilitator			1.00	1.00			3.00	3.00	5.00	5.00	0.00
	Lib/Media Specialists	1.00	1.00	1.00	1.00					7.00	7.00	0.00
	Coordinators, CSH, Student Services, WBL							8.00	8.00	8.00	8.00	0.00
	Psychologists							5.00	5.00	5.00	5.00	0.00
	School Counselors	2.00	2.00	5.00	5.00					13.00	14.00	1.00
	Teacher - Graduation Coach			1.00	1.00					1.00	1.00	0.00
	Speech Lang Clinicians	1.00	1.00	0.40	0.40					8.00	8.00	0.00
	Teachers - SCA					7.00	7.00			7.00	7.00	0.00
	Teachers - Art	1.00	1.00	4.00	4.00					10.00	10.00	0.00
	Teachers - Band	1.48	1.48	1.08	1.08					4.00	4.00	0.00
	Teachers - ELL/ESL	2.00	2.00	1.50	1.50					8.00	8.00	0.00
	Teachers - Foreign Lang	1.60	1.60	8.00	8.00					11.60	11.20	(0.40)
	Teachers - Gifted									2.00	2.00	0.00
	Teachers - Health/PE	3.00	3.00	5.50	5.50					15.50	15.50	0.00
	Teachers - Orchestra	0.99	0.99	1.12	1.12					3.10	3.10	0.00
	Teachers - Reading									8.50	8.50	0.00
	Teachers - Strings									0.50	0.50	0.00
	Teachers - Reg Ed	32.00	32.00	55.00	55.00				1.00	219.92	219.92	0.00
	Teachers - Spec Ed Res	7.00	7.00	6.00	7.00	1.00				33.00	33.00	0.00
Teachers - Spec Ed CDC	1.00	1.00	2.00	2.00					9.00	10.00	1.00	
Teachers -Tech Car-Voc -STEM-Nuclear	4.00	4.00	15.00	15.00					22.00	22.00	0.00	
Teachers - Vocal Music	1.00	1.00	1.00	1.00					7.00	7.00	0.00	

**Appendix B-1
Recommended Staff Assignments for 2026-2027**

	School	Robertsville Middle		Oak Ridge High		Secret City Academy		District Wide		All Totals		INC / DEC	
		Year	FY26	FY27	FY26	FY27	FY26	FY27	FY26	FY27	FY26 (Actuals)		FY27 (Projected)
Support Staff	Sports Medicine. Coordinator			1.00	1.00					1.00	1.00	0.00	
	Custodians	5.00	5.00	13.00	14.00			3.50	3.50	41.50	42.50	1.00	
	ECC							2.00	2.00	6.00	6.00	0.00	
	Family Resource Center							1.00	1.00	1.75	1.00	(0.75)	
	Family Services, Social Workers					1.00	1.00	1.00	1.00	5.75	5.75	0.00	
	ASL Interpreter							1.00	1.00	1.00	1.00	0.00	
	School Nutrition Specialist							1.00	1.00	1.00	1.00	0.00	
	Maintenance							15.00	15.00	15.00	15.00	0.00	
	Nurses							8.70	8.70	8.70	8.70	0.00	
	Office Staff and other Support Staff	5.00	5.00	10.00	10.00	1.00	1.00	15.00	15.00	45.00	45.00	0.00	
	Paraprofessionals, 21C Grant, PreK ELL Specialist									10.50	10.50	0.00	
	TA's Regular	1.00	1.00	4.90	4.90	4.00	4.00			56.12	56.12	0.00	
	TA's Special Ed	8.00	8.00	10.00	10.00					55.15	56.15	1.00	
	TA's Vocational, WorkPlace Readiness			3.50	3.50	1.00	1.00			4.50	4.50	0.00	
	Information Technology Staff							17.00	17.00	17.00	17.00	0.00	
	Trans, OT, COTA, PT, PTA							4.00	4.00	4.00	4.00	0.00	
Totals		83.07	83.07	160.00	162.00	16.00	15.00	107.20	108.20	739.09	741.94	2.85	

	FY26	FY27	Inc/Dec
Licensed Positions	450.12	452.72	2.60
Support Positions	288.97	289.22	0.25

(Licensed includes: Princ group = 22 Superintendent's group = 7, Supervisor group = 1)
(Non-licensed includes: Supervisors group = 4, Superintendent's group = 4)

This chart depicts changes from current FY'26 staffing to projected FY'27 staffing. It reflects all position changes which occurred in FY'26

TEACHER AND LIBRARIAN SALARY SCHEDULE - 200 DAYS**FY27**

STEP	BS	MS	MS+30	EDS	DR
0	\$55,661.00	\$62,671.00	\$66,029.00	\$68,712.00	\$71,396.00
1	\$56,938.00	\$63,880.00	\$67,237.00	\$69,920.00	\$72,604.00
2	\$58,214.00	\$65,088.00	\$68,443.00	\$71,126.00	\$73,811.00
3	\$59,493.00	\$66,297.00	\$69,650.00	\$72,334.00	\$75,020.00
4	\$60,771.00	\$67,505.00	\$70,858.00	\$73,543.00	\$76,228.00
5	\$62,047.00	\$68,712.00	\$72,066.00	\$74,752.00	\$77,435.00
6	\$63,326.00	\$69,920.00	\$73,276.00	\$75,959.00	\$78,643.00
7	\$64,606.00	\$71,126.00	\$74,483.00	\$77,167.00	\$79,851.00
8	\$65,455.00	\$72,334.00	\$75,692.00	\$78,375.00	\$81,059.00
9	\$66,307.00	\$73,543.00	\$76,898.00	\$79,582.00	\$82,266.00
10	\$67,368.00	\$74,752.00	\$78,106.00	\$80,789.00	\$83,475.00
11	\$68,625.00	\$75,959.00	\$79,313.00	\$81,997.00	\$84,682.00
12	\$69,882.00	\$77,167.00	\$80,521.00	\$83,207.00	\$85,890.00
13	\$71,141.00	\$78,375.00	\$81,730.00	\$84,415.00	\$87,098.00
14	\$72,399.00	\$79,582.00	\$83,119.00	\$85,621.00	\$88,306.00
15	\$73,484.00	\$80,789.00	\$84,145.00	\$86,830.00	\$89,513.00
16	\$74,586.00	\$81,997.00	\$85,353.00	\$88,037.00	\$90,720.00
17	\$75,141.00	\$82,377.00	\$85,717.00	\$88,500.00	\$91,283.00
18	\$75,698.00	\$82,934.00	\$86,273.00	\$89,056.00	\$91,839.00
19	\$76,254.00	\$83,490.00	\$86,830.00	\$89,612.00	\$92,395.00
20	\$76,811.00	\$84,047.00	\$87,386.00	\$90,170.00	\$92,953.00
21	\$77,367.00	\$84,532.00	\$87,943.00	\$90,726.00	\$93,509.00
22	\$77,925.00	\$85,054.00	\$88,435.00	\$91,283.00	\$94,065.00
23	\$78,481.00	\$85,576.00	\$88,964.00	\$91,839.00	\$94,622.00
24	\$79,037.00	\$86,096.00	\$89,493.00	\$92,395.00	\$95,179.00
25	\$79,594.00	\$86,618.00	\$90,021.00	\$92,953.00	\$95,736.00
26	\$80,150.00	\$87,139.00	\$90,550.00	\$93,509.00	\$96,292.00
27	\$80,707.00	\$87,660.00	\$91,079.00	\$94,065.00	\$96,848.00
28	\$81,264.00	\$88,182.00	\$91,609.00	\$94,622.00	\$97,405.00
29	\$81,820.00	\$88,703.00	\$92,138.00	\$95,179.00	\$97,962.00
30	\$82,377.00	\$89,225.00	\$92,666.00	\$95,736.00	\$98,518.00

PSYCHOLOGIST-210 DAYS**FY27**

STEP	MS	MS+30	EDS	DR
0	\$69,095.00	\$72,797.00	\$75,756.00	\$78,714.00
1	\$70,428.00	\$74,127.00	\$77,086.00	\$80,045.00
2	\$71,759.00	\$75,459.00	\$78,417.00	\$81,377.00
3	\$73,092.00	\$76,790.00	\$79,749.00	\$82,709.00
4	\$74,424.00	\$78,122.00	\$81,081.00	\$84,041.00
5	\$75,756.00	\$79,453.00	\$82,414.00	\$85,373.00
6	\$77,086.00	\$80,787.00	\$83,744.00	\$86,704.00
7	\$78,417.00	\$82,117.00	\$85,076.00	\$88,035.00
8	\$79,749.00	\$83,449.00	\$86,408.00	\$89,367.00
9	\$81,081.00	\$84,781.00	\$87,740.00	\$90,698.00
10	\$82,414.00	\$86,113.00	\$89,070.00	\$92,031.00
11	\$83,744.00	\$87,442.00	\$90,401.00	\$93,363.00
12	\$85,076.00	\$88,774.00	\$91,736.00	\$94,694.00
13	\$86,408.00	\$90,107.00	\$93,066.00	\$96,025.00
14	\$87,740.00	\$91,639.00	\$94,397.00	\$97,357.00
15	\$89,070.00	\$92,770.00	\$95,730.00	\$98,688.00
16	\$90,401.00	\$94,103.00	\$97,061.00	\$100,019.00
17	\$90,820.00	\$94,503.00	\$97,571.00	\$100,639.00
18	\$91,434.00	\$95,116.00	\$98,184.00	\$101,252.00
19	\$92,048.00	\$95,730.00	\$98,798.00	\$101,866.00

COORDINATOR/COUNSELOR SALARY SCHEDULE- 220 DAYS FY27

STEP	MS	MS+30	EDS	DR
0	\$72,386.00	\$76,263.00	\$79,363.00	\$82,463.00
1	\$73,781.00	\$77,658.00	\$80,757.00	\$83,857.00
2	\$75,177.00	\$79,053.00	\$82,151.00	\$85,252.00
3	\$76,573.00	\$80,447.00	\$83,546.00	\$86,649.00
4	\$77,967.00	\$81,841.00	\$84,942.00	\$88,043.00
5	\$79,363.00	\$83,236.00	\$86,338.00	\$89,438.00
6	\$80,757.00	\$84,634.00	\$87,732.00	\$90,832.00
7	\$82,151.00	\$86,027.00	\$89,128.00	\$92,228.00
8	\$83,546.00	\$87,423.00	\$90,523.00	\$93,623.00
9	\$84,942.00	\$88,819.00	\$91,917.00	\$95,017.00
10	\$86,338.00	\$90,213.00	\$93,311.00	\$96,414.00
11	\$87,732.00	\$91,607.00	\$94,707.00	\$97,808.00
12	\$89,128.00	\$93,001.00	\$96,103.00	\$99,203.00
13	\$90,523.00	\$94,398.00	\$97,499.00	\$100,598.00
14	\$91,917.00	\$96,004.00	\$98,892.00	\$101,993.00
15	\$93,311.00	\$97,187.00	\$100,288.00	\$103,388.00
16	\$94,707.00	\$98,584.00	\$101,683.00	\$104,782.00
17	\$95,145.00	\$99,002.00	\$102,217.00	\$105,431.00
18	\$95,789.00	\$99,646.00	\$102,860.00	\$106,075.00
19	\$96,431.00	\$100,288.00	\$103,503.00	\$106,717.00
20	\$97,074.00	\$100,932.00	\$104,145.00	\$107,360.00
21	\$97,635.00	\$101,574.00	\$104,789.00	\$108,003.00
22	\$98,238.00	\$102,143.00	\$105,431.00	\$108,646.00
23	\$98,840.00	\$102,754.00	\$106,075.00	\$109,288.00
24	\$99,442.00	\$103,365.00	\$106,717.00	\$109,932.00
25	\$100,043.00	\$103,975.00	\$107,360.00	\$110,574.00
26	\$100,645.00	\$104,586.00	\$108,003.00	\$111,218.00
27	\$101,248.00	\$105,197.00	\$108,646.00	\$111,860.00
28	\$101,850.00	\$105,808.00	\$109,288.00	\$112,503.00
29	\$102,452.00	\$106,419.00	\$109,932.00	\$113,146.00
30	\$103,054.00	\$107,030.00	\$110,574.00	\$113,789.00

PLC/INNOVATION COACHES - 210 DAYS

FY27

STEP	BS	MS	MS+30	EDS	DR
0	\$58,363.00	\$65,713.00	\$69,234.00	\$72,049.00	\$74,862.00
1	\$59,702.00	\$66,981.00	\$70,501.00	\$73,314.00	\$76,128.00
2	\$61,040.00	\$68,248.00	\$71,766.00	\$74,579.00	\$77,394.00
3	\$62,381.00	\$69,515.00	\$73,031.00	\$75,846.00	\$78,661.00
4	\$63,722.00	\$70,782.00	\$74,298.00	\$77,113.00	\$79,928.00
5	\$65,059.00	\$72,048.00	\$75,565.00	\$78,380.00	\$81,194.00
6	\$66,400.00	\$73,314.00	\$76,833.00	\$79,646.00	\$82,461.00
7	\$67,742.00	\$74,579.00	\$78,098.00	\$80,914.00	\$83,727.00
8	\$68,633.00	\$75,846.00	\$79,366.00	\$82,179.00	\$84,994.00
9	\$69,525.00	\$77,113.00	\$80,632.00	\$83,445.00	\$86,260.00
10	\$70,638.00	\$78,380.00	\$81,898.00	\$84,711.00	\$87,527.00
11	\$71,956.00	\$79,646.00	\$83,163.00	\$85,978.00	\$88,793.00
12	\$73,274.00	\$80,914.00	\$84,430.00	\$87,246.00	\$90,060.00
13	\$74,594.00	\$82,179.00	\$85,697.00	\$88,512.00	\$91,327.00
14	\$75,914.00	\$83,445.00	\$87,154.00	\$89,778.00	\$92,592.00
15	\$77,052.00	\$84,711.00	\$88,229.00	\$91,046.00	\$93,858.00
16	\$78,207.00	\$85,978.00	\$89,497.00	\$92,311.00	\$95,124.00
17	\$78,789.00	\$86,377.00	\$89,878.00	\$92,796.00	\$95,715.00
18	\$79,372.00	\$86,959.00	\$90,461.00	\$93,379.00	\$96,297.00
19	\$79,956.00	\$87,543.00	\$91,046.00	\$93,963.00	\$96,881.00
20	\$80,540.00	\$88,127.00	\$91,628.00	\$94,547.00	\$97,465.00
21	\$81,123.00	\$88,636.00	\$92,212.00	\$95,130.00	\$98,048.00
22	\$81,708.00	\$89,183.00	\$92,728.00	\$95,715.00	\$98,632.00
23	\$82,290.00	\$89,730.00	\$93,283.00	\$96,297.00	\$99,215.00
24	\$82,874.00	\$90,276.00	\$93,837.00	\$96,881.00	\$99,799.00
25	\$83,458.00	\$90,823.00	\$94,391.00	\$97,465.00	\$100,384.00
26	\$84,041.00	\$91,369.00	\$94,946.00	\$98,048.00	\$100,966.00
27	\$84,625.00	\$91,916.00	\$95,500.00	\$98,632.00	\$101,550.00
28	\$85,209.00	\$92,462.00	\$96,056.00	\$99,215.00	\$102,134.00
29	\$85,792.00	\$93,009.00	\$96,611.00	\$99,799.00	\$102,717.00
30	\$86,377.00	\$93,556.00	\$97,165.00	\$100,384.00	\$103,301.00

ELEMENTARY ASSISTANT PRINCIPAL SALARY SCHEDULE - 12 MONTHS**FY27**

STEP	MS	MS+30	EDS	DR
0	\$89,966.00	\$93,358.00	\$96,072.00	\$98,784.00
1	\$91,185.00	\$94,578.00	\$97,291.00	\$100,005.00
2	\$92,407.00	\$95,801.00	\$98,514.00	\$101,226.00
3	\$93,629.00	\$97,020.00	\$99,735.00	\$102,448.00
4	\$94,849.00	\$98,241.00	\$100,955.00	\$103,669.00
5	\$96,072.00	\$99,464.00	\$102,176.00	\$104,890.00
6	\$97,291.00	\$100,684.00	\$103,399.00	\$106,112.00
7	\$98,514.00	\$101,905.00	\$104,619.00	\$107,332.00
8	\$99,735.00	\$103,126.00	\$105,841.00	\$108,554.00
9	\$100,955.00	\$104,349.00	\$107,061.00	\$109,775.00
10	\$102,176.00	\$105,570.00	\$108,284.00	\$110,996.00
11	\$103,399.00	\$106,790.00	\$109,503.00	\$112,217.00
12	\$104,619.00	\$108,011.00	\$110,725.00	\$113,440.00
13	\$105,841.00	\$109,233.00	\$111,946.00	\$114,660.00
14	\$107,061.00	\$110,640.00	\$113,170.00	\$115,883.00
15	\$108,284.00	\$111,675.00	\$114,388.00	\$117,103.00
16	\$108,858.00	\$112,896.00	\$115,612.00	\$118,324.00
17	\$109,757.00	\$113,356.00	\$116,954.00	\$119,653.00
18	\$110,657.00	\$114,256.00	\$117,855.00	\$120,554.00
19	\$111,557.00	\$115,156.00	\$118,754.00	\$121,453.00
20	\$112,456.00	\$116,055.00	\$119,653.00	\$122,352.00

The exact salary will be determined at the earliest possible date, based on an evaluation of performance in the assignment.

ELEMENTARY PRINCIPAL SALARY SCHEDULE - 12 MONTHS**FY27**

STEP	MS	MS+30	EDS	DR
0	\$107,958.00	\$111,313.00	\$113,999.00	\$116,683.00
1	\$109,165.00	\$112,521.00	\$115,207.00	\$117,893.00
2	\$110,373.00	\$113,731.00	\$116,415.00	\$119,100.00
3	\$111,581.00	\$114,939.00	\$117,623.00	\$120,308.00
4	\$112,790.00	\$115,515.00	\$118,831.00	\$120,913.00
5	\$113,999.00	\$117,355.00	\$120,913.00	\$122,726.00
6	\$115,207.00	\$118,563.00	\$121,993.00	\$123,934.00
7	\$116,415.00	\$119,771.00	\$123,072.00	\$125,141.00
8	\$117,623.00	\$120,980.00	\$123,666.00	\$126,350.00
9	\$118,831.00	\$122,189.00	\$124,873.00	\$127,558.00
10	\$120,040.00	\$123,397.00	\$126,080.00	\$128,766.00
11	\$121,248.00	\$124,603.00	\$127,290.00	\$129,975.00
12	\$122,457.00	\$125,812.00	\$129,550.00	\$131,183.00
13	\$123,666.00	\$127,021.00	\$130,620.00	\$132,392.00
14	\$124,873.00	\$128,412.00	\$131,708.00	\$133,600.00
15	\$126,080.00	\$129,438.00	\$132,788.00	\$134,808.00
16	\$127,290.00	\$130,647.00	\$133,868.00	\$136,027.00
17	\$128,471.00	\$131,708.00	\$134,947.00	\$137,107.00
18	\$129,550.00	\$132,788.00	\$136,027.00	\$138,186.00
19	\$130,629.00	\$133,868.00	\$137,107.00	\$139,266.00
20	\$131,617.00	\$134,947.00	\$138,186.00	\$140,346.00

The exact salary will be determined at the earliest possible date, based on an evaluation of performance in the assignment.

MIDDLE SCHOOL DEANS SALARY SCHEDULE - 12 MONTHS**FY27**

STEP	MS	MS+30	EDS	DR
0	\$92,419.00	\$95,586.00	\$98,121.00	\$100,653.00
1	\$93,561.00	\$96,726.00	\$99,259.00	\$101,792.00
2	\$94,700.00	\$97,865.00	\$100,400.00	\$102,933.00
3	\$95,839.00	\$99,006.00	\$101,540.00	\$104,073.00
4	\$96,980.00	\$100,145.00	\$102,681.00	\$105,213.00
5	\$98,121.00	\$100,889.00	\$103,819.00	\$106,352.00
6	\$99,259.00	\$102,427.00	\$104,960.00	\$107,494.00
7	\$100,400.00	\$103,568.00	\$106,100.00	\$108,632.00
8	\$101,540.00	\$104,705.00	\$107,241.00	\$109,774.00
9	\$102,681.00	\$105,846.00	\$108,379.00	\$110,912.00
10	\$103,819.00	\$106,985.00	\$109,521.00	\$112,053.00
11	\$104,960.00	\$108,126.00	\$110,659.00	\$113,193.00
12	\$106,100.00	\$109,265.00	\$111,798.00	\$114,333.00
13	\$107,241.00	\$110,407.00	\$112,940.00	\$115,471.00
14	\$108,379.00	\$111,718.00	\$114,079.00	\$116,613.00
15	\$109,521.00	\$112,687.00	\$115,220.00	\$117,752.00
16	\$110,659.00	\$113,825.00	\$116,359.00	\$118,894.00
17	\$110,659.00	\$113,825.00	\$116,359.00	\$118,894.00
18	\$110,659.00	\$113,825.00	\$116,359.00	\$118,894.00
19	\$111,798.00	\$114,966.00	\$117,498.00	\$120,032.00
20	\$111,798.00	\$114,966.00	\$117,498.00	\$120,032.00

The exact salary will be determined at the earliest possible date, based on an evaluation of performance in the assignment.

MIDDLE SCHOOL ASSISTANT PRINCIPAL SALARY SCHEDULE - 12 MONTHS **FY27**

STEP	MS	MS+30	EDS	DR
0	\$98,143.00	\$101,193.00	\$103,636.00	\$106,076.00
1	\$99,241.00	\$102,292.00	\$104,734.00	\$107,175.00
2	\$100,340.00	\$103,391.00	\$105,832.00	\$108,273.00
3	\$101,438.00	\$104,490.00	\$106,930.00	\$109,371.00
4	\$102,536.00	\$105,014.00	\$108,028.00	\$109,921.00
5	\$103,636.00	\$106,687.00	\$109,921.00	\$111,569.00
6	\$105,410.00	\$107,785.00	\$110,903.00	\$112,667.00
7	\$105,832.00	\$108,883.00	\$111,883.00	\$113,765.00
8	\$106,930.00	\$109,981.00	\$112,423.00	\$114,863.00
9	\$108,028.00	\$111,081.00	\$113,522.00	\$115,962.00
10	\$109,127.00	\$112,179.00	\$114,619.00	\$117,060.00
11	\$110,225.00	\$113,276.00	\$115,718.00	\$118,158.00
12	\$111,324.00	\$114,374.00	\$117,772.00	\$119,256.00
13	\$112,423.00	\$115,474.00	\$118,754.00	\$120,356.00
14	\$113,522.00	\$116,738.00	\$119,735.00	\$121,455.00
15	\$114,619.00	\$117,671.00	\$120,717.00	\$122,553.00
16	\$115,718.00	\$118,770.00	\$121,699.00	\$123,662.00
17	\$116,791.00	\$119,735.00	\$122,680.00	\$124,643.00
18	\$117,772.00	\$120,717.00	\$123,662.00	\$125,625.00
19	\$118,754.00	\$121,699.00	\$124,643.00	\$126,605.00
20	\$119,735.00	\$122,680.00	\$125,625.00	\$127,587.00

The exact salary will be determined at the earliest possible date, based on an evaluation of performance in the assignment.

MIDDLE SCHOOL PRINCIPAL SALARY SCHEDULE - 12 MONTHS**FY27**

STEP	MS	MS+30	EDS	DR
0	\$114,501.00	\$118,060.00	\$120,908.00	\$123,755.00
1	\$115,781.00	\$119,341.00	\$122,190.00	\$125,038.00
2	\$117,063.00	\$120,624.00	\$123,471.00	\$126,318.00
3	\$118,344.00	\$121,905.00	\$124,752.00	\$127,600.00
4	\$119,626.00	\$122,517.00	\$126,034.00	\$128,241.00
5	\$120,908.00	\$124,467.00	\$128,241.00	\$130,164.00
6	\$122,190.00	\$125,748.00	\$129,386.00	\$131,445.00
7	\$123,471.00	\$127,030.00	\$130,531.00	\$132,726.00
8	\$124,752.00	\$128,311.00	\$131,160.00	\$134,007.00
9	\$126,034.00	\$129,594.00	\$132,441.00	\$135,289.00
10	\$127,315.00	\$130,875.00	\$133,722.00	\$136,570.00
11	\$128,596.00	\$132,156.00	\$135,004.00	\$137,851.00
12	\$129,878.00	\$133,437.00	\$137,402.00	\$139,133.00
13	\$131,160.00	\$134,720.00	\$138,546.00	\$140,415.00
14	\$132,441.00	\$136,195.00	\$139,691.00	\$141,697.00
15	\$133,722.00	\$137,283.00	\$140,836.00	\$142,978.00
16	\$135,004.00	\$138,565.00	\$141,981.00	\$144,271.00
17	\$136,257.00	\$139,691.00	\$143,126.00	\$145,416.00
18	\$137,402.00	\$140,836.00	\$144,271.00	\$146,561.00
19	\$138,546.00	\$141,981.00	\$145,416.00	\$147,707.00
20	\$139,691.00	\$143,126.00	\$146,561.00	\$148,852.00

The exact salary will be determined at the earliest possible date, based on an evaluation of performance in the assignment.

HIGH SCHOOL ASSISTANT PRINCIPAL SALARY SCHEDULE - 12 MONTHS **FY27**

STEP	MS	MS+30	EDS	DR
0	\$106,322.00	\$109,627.00	\$112,271.00	\$114,915.00
1	\$107,511.00	\$110,817.00	\$113,462.00	\$116,107.00
2	\$108,701.00	\$112,007.00	\$114,651.00	\$117,295.00
3	\$109,891.00	\$113,197.00	\$115,841.00	\$118,485.00
4	\$111,081.00	\$113,765.00	\$117,032.00	\$119,081.00
5	\$112,271.00	\$115,577.00	\$119,081.00	\$120,866.00
6	\$113,462.00	\$116,767.00	\$120,145.00	\$122,056.00
7	\$114,651.00	\$117,956.00	\$121,207.00	\$123,245.00
8	\$115,841.00	\$119,147.00	\$121,792.00	\$124,436.00
9	\$117,032.00	\$120,338.00	\$122,981.00	\$125,626.00
10	\$118,221.00	\$121,527.00	\$124,170.00	\$126,815.00
11	\$119,411.00	\$122,716.00	\$125,361.00	\$128,005.00
12	\$120,601.00	\$123,906.00	\$127,587.00	\$129,195.00
13	\$121,792.00	\$125,097.00	\$128,650.00	\$130,386.00
14	\$122,981.00	\$126,466.00	\$129,713.00	\$131,575.00
15	\$124,170.00	\$127,477.00	\$130,777.00	\$132,765.00
16	\$125,361.00	\$128,667.00	\$131,839.00	\$133,966.00
17	\$126,524.00	\$129,713.00	\$132,903.00	\$135,030.00
18	\$127,587.00	\$130,777.00	\$133,966.00	\$136,092.00
19	\$128,650.00	\$131,839.00	\$135,030.00	\$137,156.00
20	\$129,713.00	\$132,903.00	\$136,092.00	\$138,219.00

The exact salary will be determined at the earliest possible date, based on an evaluation of performance in the assignment.

HIGH SCHOOL PRINCIPAL SALARY SCHEDULE- 12 MONTH**FY27**

STEP	MS	MS+30	EDS	DR
0	\$122,680.00	\$125,133.00	\$127,587.00	\$130,041.00
1	\$123,898.00	\$126,360.00	\$128,814.00	\$131,267.00
2	\$125,117.00	\$127,587.00	\$130,041.00	\$132,494.00
3	\$126,334.00	\$128,814.00	\$131,267.00	\$133,721.00
4	\$127,552.00	\$130,041.00	\$132,494.00	\$134,947.00
5	\$128,772.00	\$131,267.00	\$133,721.00	\$136,174.00
6	\$129,989.00	\$132,494.00	\$134,947.00	\$137,402.00
7	\$131,209.00	\$133,721.00	\$136,174.00	\$138,628.00
8	\$132,428.00	\$134,947.00	\$137,402.00	\$139,855.00
9	\$133,647.00	\$136,174.00	\$138,628.00	\$141,082.00
10	\$134,864.00	\$137,402.00	\$139,855.00	\$142,308.00
11	\$136,083.00	\$138,628.00	\$141,082.00	\$143,535.00
12	\$137,302.00	\$139,855.00	\$142,308.00	\$144,762.00
13	\$138,521.00	\$141,082.00	\$143,535.00	\$145,988.00
14	\$139,738.00	\$142,308.00	\$144,762.00	\$147,216.00
15	\$140,958.00	\$143,535.00	\$145,988.00	\$148,443.00
16	\$142,177.00	\$144,762.00	\$147,216.00	\$149,669.00
17	\$143,535.00	\$145,988.00	\$148,443.00	\$150,896.00
18	\$144,762.00	\$147,216.00	\$149,669.00	\$152,123.00
19	\$145,988.00	\$148,443.00	\$150,896.00	\$153,349.00
20	\$147,216.00	\$149,669.00	\$152,123.00	\$154,576.00

The exact salary will be determined at the earliest possible date, based on an evaluation of performance in the assignment.

COACHING AND SALARY AND SUPPLEMENT SCHEDULE						FY27
Step	I	II	III	IV	V	
1	\$10,873.00	\$6,760.00	\$5,759.00	\$3,703.00	\$3,174.00	
2	\$11,354.00	\$7,057.00	\$6,015.00	\$3,865.00	\$3,315.00	
3	\$11,835.00	\$7,357.00	\$6,269.00	\$4,030.00	\$3,453.00	
4	\$12,701.00	\$7,895.00	\$6,728.00	\$4,326.00	\$3,708.00	
5	\$13,277.00	\$8,253.00	\$7,034.00	\$4,520.00	\$3,877.00	
6	\$13,757.00	\$8,552.00	\$7,290.00	\$4,686.00	\$4,015.00	
7	\$14,144.00	\$8,791.00	\$7,493.00	\$4,817.00	\$4,130.00	
8	\$14,625.00	\$9,091.00	\$7,746.00	\$4,982.00	\$4,268.00	
9	\$15,105.00	\$9,390.00	\$8,001.00	\$5,143.00	\$4,409.00	
10	\$15,779.00	\$9,808.00	\$8,359.00	\$5,373.00	\$4,605.00	
15	\$16,404.00	\$10,434.00	\$8,985.00	\$5,998.00	\$5,230.00	
20	\$17,030.00	\$11,058.00	\$9,609.00	\$6,625.00	\$5,856.00	
	1-H HS Football*	10-A HS Football	2-H MS Football	4-A MS Football	2-H MS Cr. Country	
	2-H HS Basketball*	2-A HS Basketball	4-H MS Basketball	2-H HS Tennis	2-H MS Volleyball	
	1-H HS Band Director	3-A HS Band Director	2-A HS Softball	1-H HS Swimming	1-H HS Golf	
	1-A HS Asst. AD/ Sports Information Dir.	1-H HS Cheerleader	2-H HS Soccer	2-A HS Baseball	2-A MS Track	
		1-H HS Baseball	1-H HS Track	3-A HS Track	1-A HS Swimming	
		1-H HS Softball	1-H HS Cr. Country	2-A HS Soccer	1-A HS Bowling	
		1 Strength/ Conditioning Coach	1-H HS Volleyball	2-H MS Track		
		1-H HS Wrestling	1 Flag Corps	1-A HS Volleyball		
		1-H HS Dance	1-A HS Cheerleader	2 MS Cheerleader		
			2-H MS AD	2-A HS Cr. Country		
			1-A HS Wrestling	1-H HS Bowling		
			1-A HS Dance			
	*Also receives planning period					

HOURLY RATES FOR SPECIAL PROGRAMS OR PROJECTS	FY27
--	-------------

Position	Hourly Rate
Nurses	\$24.41
Homebound	\$25.00
Secretarial/Clerical	\$13.63
Regular Teaching Assistant Substitutes	\$11.36
Special Education Teacher Assistant Substitutes	\$13.63

SUBSTITUTE TEACHER RATES	FY27
---------------------------------	-------------

Experience in Years	0-4	5-9	10+
Retired ORS Certified	\$136	\$142	\$147
Certified	\$126	\$132	\$136
Bachelor's Degree	\$117	\$123	\$126
Associate Degree	\$107	\$112	\$117
Non Degree	\$103	\$109	\$112

Effective FY'26

SPED Teacher Substitutes	\$10.00 Full Day supplement to base
Monday & Friday Incentive	\$20.00 Hard-to-Fill days

TN DEPARTMENT OF EDUCATION STATE SALARY SCHEDULE LICENSED PERSONNEL <i>(Effective date 07/01/2026)</i>
--

Experience in Years	0-4	5-9	10+
Bachelor's Degree	\$278	\$297	\$316
Advanced Degree	\$298	\$319	\$341

DISTRICT SUPPORT STAFF

FY27

LANE	STEP 0	STEP 1	STEP 2	STEP 3	STEP 4	STEP 5	STEP 6	STEP 7	STEP 8	STEP 9	STEP 10	STEP 11	STEP 12	STEP 13	STEP 14	STEP 15	STEP 16	STEP 17	STEP 18	STEP 19	STEP 20
1	\$11.42	\$11.65	\$12.00	\$12.23	\$12.45	\$12.69	\$13.02	\$13.25	\$13.48	\$13.82	\$14.07	\$14.28	\$14.63	\$14.84	\$15.08	\$15.30	\$15.66	\$15.66	\$15.66	\$15.66	\$15.87
2	\$13.70	\$13.97	\$14.38	\$14.67	\$14.94	\$15.21	\$15.62	\$15.88	\$16.59	\$16.59	\$16.86	\$17.13	\$17.56	\$17.82	\$18.09	\$18.36	\$18.77	\$18.77	\$18.77	\$18.77	\$19.05
3	\$15.08	\$15.37	\$15.82	\$16.14	\$16.42	\$16.73	\$17.18	\$17.50	\$17.78	\$18.25	\$18.55	\$18.85	\$19.30	\$19.61	\$19.89	\$20.20	\$20.66	\$20.66	\$20.66	\$20.66	\$20.96
4	\$15.82	\$16.15	\$16.62	\$16.94	\$17.26	\$17.58	\$18.05	\$18.36	\$18.67	\$19.16	\$19.48	\$19.78	\$20.26	\$20.59	\$20.89	\$21.21	\$21.68	\$21.68	\$21.68	\$21.68	\$22.01
5	\$16.62	\$16.95	\$17.45	\$17.78	\$18.12	\$18.45	\$18.95	\$19.29	\$19.62	\$20.11	\$20.46	\$20.77	\$21.26	\$21.61	\$21.94	\$22.27	\$22.78	\$22.78	\$22.78	\$22.78	\$23.10
6	\$17.45	\$17.79	\$18.32	\$18.67	\$19.03	\$19.37	\$19.89	\$20.24	\$20.60	\$21.12	\$21.48	\$21.81	\$22.34	\$22.69	\$23.03	\$23.39	\$23.90	\$23.90	\$23.90	\$23.90	\$24.25
7	\$18.33	\$18.70	\$19.24	\$19.61	\$19.98	\$20.34	\$20.90	\$21.24	\$21.62	\$22.18	\$22.53	\$22.91	\$23.46	\$23.82	\$24.19	\$24.55	\$25.09	\$25.09	\$25.09	\$25.09	\$25.48
8	\$18.70	\$19.06	\$19.62	\$20.00	\$20.36	\$20.76	\$21.30	\$21.67	\$22.06	\$22.61	\$22.99	\$23.37	\$23.91	\$24.31	\$24.68	\$25.04	\$25.62	\$25.62	\$25.62	\$25.62	\$25.97
9	\$19.81	\$20.22	\$20.80	\$21.20	\$21.60	\$22.00	\$22.58	\$22.99	\$23.38	\$23.97	\$24.37	\$24.77	\$25.35	\$25.76	\$26.15	\$26.55	\$27.14	\$27.14	\$27.14	\$27.14	\$27.54
10	\$20.22	\$20.61	\$21.21	\$21.62	\$22.03	\$22.44	\$23.03	\$23.45	\$23.84	\$24.45	\$24.86	\$25.26	\$25.86	\$26.27	\$26.67	\$27.08	\$27.70	\$27.70	\$27.70	\$27.70	\$28.09
11	\$20.61	\$21.02	\$21.64	\$22.06	\$22.46	\$22.88	\$23.51	\$23.91	\$24.32	\$24.95	\$25.36	\$25.76	\$26.39	\$26.81	\$27.21	\$27.62	\$28.24	\$28.24	\$28.24	\$28.24	\$28.65
12	\$21.13	\$21.55	\$22.19	\$22.61	\$23.02	\$23.45	\$24.09	\$24.50	\$24.94	\$25.56	\$25.99	\$26.41	\$27.04	\$27.47	\$27.88	\$28.31	\$28.95	\$28.95	\$28.95	\$28.95	\$29.36
13	\$21.65	\$22.08	\$22.75	\$23.17	\$23.62	\$24.05	\$24.68	\$25.12	\$25.55	\$26.20	\$26.65	\$27.07	\$27.72	\$28.16	\$28.58	\$29.03	\$29.66	\$29.66	\$29.66	\$29.66	\$30.09
14	\$22.19	\$22.63	\$23.28	\$23.74	\$24.19	\$24.62	\$25.28	\$25.74	\$26.18	\$26.85	\$27.28	\$27.73	\$28.41	\$28.83	\$29.28	\$29.73	\$30.39	\$30.39	\$30.39	\$30.39	\$30.84
15	\$22.63	\$23.09	\$23.76	\$24.21	\$24.66	\$25.11	\$25.80	\$26.26	\$26.70	\$27.38	\$27.84	\$28.29	\$28.96	\$29.41	\$29.87	\$30.32	\$31.00	\$31.00	\$31.00	\$31.00	\$31.44
16	\$23.54	\$24.00	\$24.71	\$25.16	\$25.65	\$26.13	\$26.83	\$27.30	\$27.76	\$28.47	\$28.95	\$29.41	\$30.12	\$30.60	\$31.06	\$31.55	\$32.24	\$32.24	\$32.24	\$32.24	\$32.70
17	\$24.13	\$24.59	\$25.34	\$25.81	\$26.30	\$26.78	\$27.49	\$27.99	\$28.46	\$29.18	\$29.66	\$30.14	\$30.88	\$31.35	\$31.84	\$32.32	\$33.04	\$33.04	\$33.04	\$33.04	\$33.90
18	\$24.59	\$25.10	\$25.83	\$26.32	\$26.83	\$27.31	\$28.04	\$28.55	\$29.04	\$29.77	\$30.27	\$30.76	\$31.49	\$31.99	\$32.48	\$32.97	\$33.71	\$33.71	\$33.71	\$33.71	\$34.20
19	\$25.10	\$25.60	\$26.34	\$26.85	\$27.34	\$27.86	\$28.60	\$29.10	\$29.61	\$30.37	\$30.87	\$31.36	\$32.12	\$32.62	\$33.13	\$33.62	\$34.38	\$34.38	\$34.38	\$34.38	\$34.89
20	\$30.04	\$30.64	\$31.52	\$32.13	\$32.73	\$33.35	\$34.24	\$34.83	\$35.45	\$36.34	\$36.94	\$37.55	\$38.43	\$39.04	\$39.65	\$40.25	\$41.13	\$41.13	\$41.13	\$41.13	\$41.75
21	\$27.48	\$28.03	\$28.87	\$29.41	\$29.96	\$30.51	\$31.33	\$31.87	\$32.43	\$33.26	\$33.82	\$34.36	\$35.18	\$35.73	\$36.27	\$36.82	\$37.66	\$37.66	\$37.66	\$37.66	\$38.20
22	\$28.49	\$29.06	\$29.91	\$30.49	\$31.05	\$31.63	\$32.48	\$33.05	\$33.61	\$34.46	\$35.04	\$35.62	\$36.48	\$37.04	\$37.62	\$38.17	\$39.02	\$39.02	\$39.02	\$39.02	\$39.61
23	\$29.91	\$30.51	\$31.41	\$32.01	\$32.61	\$33.19	\$34.10	\$34.71	\$35.30	\$36.19	\$36.78	\$37.39	\$38.30	\$38.88	\$39.48	\$40.09	\$40.99	\$40.99	\$40.99	\$40.99	\$41.58
24	\$30.51	\$31.12	\$32.03	\$32.65	\$33.26	\$33.87	\$34.78	\$35.39	\$36.01	\$36.93	\$37.53	\$38.14	\$39.07	\$39.67	\$40.28	\$40.87	\$41.79	\$41.79	\$41.79	\$41.79	\$42.41
25	\$31.12	\$31.74	\$32.67	\$33.29	\$33.92	\$34.54	\$35.47	\$36.10	\$36.73	\$37.66	\$38.29	\$38.89	\$39.83	\$40.45	\$41.08	\$41.71	\$42.64	\$42.64	\$42.64	\$42.64	\$43.26
26	\$34.31	\$34.99	\$36.01	\$36.70	\$37.39	\$38.07	\$39.10	\$39.78	\$40.46	\$41.50	\$42.18	\$42.87	\$43.90	\$44.58	\$45.28	\$45.97	\$46.99	\$46.99	\$46.99	\$46.99	\$47.68

Salary schedule includes Finance, Human Resources, Office Support, Technology, FRC Assistants, Nurses, Maintenance & Other Support Staff

DISTRICT SUPPORT STAFF SALARY

FY27

LANE	DAYS	STEP 0	STEP 1	STEP 2	STEP 3	STEP 4	STEP 5	STEP 6	STEP 7	STEP 8	STEP 9	STEP 10	STEP 11	STEP 12	STEP 13	STEP 14	STEP 15	STEP 16	STEP 17	STEP 18	STEP 19	STEP 20
27	255	\$69,985.00	\$71,365.00	\$73,457.00	\$74,881.00	\$76,282.00	\$77,663.00	\$79,755.00	\$81,156.00	\$82,536.00	\$84,672.00	\$86,052.00	\$87,453.00	\$89,545.00	\$90,947.00	\$92,372.00	\$93,774.00	\$95,866.00	\$95,866.00	\$95,866.00	\$95,866.00	\$97,267.00
28	255	\$72,055.00	\$73,524.00	\$75,682.00	\$77,129.00	\$78,552.00	\$80,022.00	\$82,157.00	\$83,604.00	\$85,029.00	\$87,209.00	\$88,655.00	\$90,102.00	\$92,238.00	\$93,685.00	\$95,131.00	\$96,577.00	\$98,736.00	\$98,736.00	\$98,736.00	\$98,736.00	\$100,183.00
29	200	\$55,605.00	\$56,708.00	\$58,404.00	\$59,491.00	\$60,611.00	\$61,714.00	\$63,394.00	\$64,513.00	\$65,617.00	\$67,279.00	\$68,399.00	\$69,502.00	\$71,166.00	\$72,285.00	\$73,405.00	\$74,492.00	\$76,188.00	\$76,188.00	\$76,188.00	\$76,188.00	\$77,274.00
29	255	\$75,148.00	\$76,639.00	\$78,930.00	\$80,399.00	\$83,404.00	\$85,673.00	\$87,186.00	\$88,678.00	\$90,925.00	\$92,438.00	\$93,929.00	\$95,432.00	\$96,177.00	\$97,690.00	\$99,203.00	\$100,672.00	\$102,964.00	\$102,964.00	\$102,964.00	\$102,964.00	\$104,432.00
30	200	\$60,789.00	\$61,983.00	\$63,800.00	\$65,028.00	\$66,240.00	\$67,468.00	\$69,285.00	\$70,497.00	\$71,708.00	\$73,542.00	\$74,753.00	\$75,965.00	\$77,799.00	\$79,010.00	\$80,221.00	\$81,433.00	\$83,250.00	\$83,250.00	\$83,250.00	\$83,250.00	\$84,478.00
30	220	\$66,691.00	\$68,001.00	\$69,994.00	\$71,342.00	\$72,671.00	\$74,019.00	\$76,012.00	\$77,341.00	\$78,670.00	\$80,682.00	\$82,011.00	\$83,340.00	\$85,352.00	\$86,681.00	\$88,010.00	\$89,339.00	\$91,332.00	\$91,332.00	\$91,332.00	\$91,332.00	\$92,680.00
31	220	\$70,890.00	\$72,316.00	\$74,416.00	\$75,842.00	\$77,268.00	\$78,675.00	\$80,794.00	\$82,220.00	\$83,627.00	\$85,765.00	\$87,172.00	\$88,578.00	\$90,737.00	\$92,162.00	\$93,550.00	\$94,976.00	\$97,095.00	\$97,095.00	\$97,095.00	\$97,095.00	\$98,521.00
31	255	\$81,868.00	\$83,515.00	\$85,940.00	\$87,587.00	\$89,234.00	\$90,859.00	\$93,306.00	\$94,953.00	\$96,577.00	\$99,048.00	\$100,672.00	\$102,297.00	\$104,789.00	\$106,435.00	\$108,038.00	\$109,684.00	\$112,132.00	\$112,132.00	\$112,132.00	\$112,132.00	\$113,778.00
32	255	\$86,408.00	\$88,144.00	\$90,702.00	\$92,460.00	\$94,174.00	\$95,909.00	\$98,514.00	\$100,250.00	\$101,963.00	\$104,566.00	\$106,302.00	\$108,015.00	\$110,596.00	\$112,332.00	\$114,068.00	\$115,782.00	\$118,386.00	\$118,386.00	\$118,386.00	\$118,386.00	\$120,144.00
33	255	\$89,078.00	\$90,881.00	\$93,552.00	\$95,287.00	\$97,089.00	\$98,869.00	\$101,562.00	\$103,263.00	\$104,933.00	\$107,593.00	\$109,220.00	\$111,815.00	\$114,424.00	\$117,040.00	\$119,660.00	\$121,280.00	\$122,057.00	\$122,057.00	\$122,057.00	\$122,057.00	\$123,815.00
34	255	\$92,460.00	\$94,308.00	\$97,066.00	\$98,936.00	\$100,783.00	\$102,652.00	\$105,412.00	\$107,259.00	\$109,128.00	\$111,888.00	\$113,735.00	\$115,581.00	\$118,363.00	\$120,210.00	\$122,057.00	\$123,882.00	\$126,685.00	\$126,685.00	\$126,685.00	\$126,685.00	\$128,533.00
35	255	\$98,936.00	\$100,916.00	\$103,876.00	\$105,856.00	\$107,838.00	\$109,796.00	\$112,778.00	\$114,780.00	\$116,738.00	\$119,698.00	\$121,678.00	\$123,682.00	\$126,641.00	\$128,622.00	\$130,580.00	\$132,560.00	\$135,564.00	\$135,564.00	\$135,564.00	\$135,564.00	\$137,522.00
36	255	\$115,359.00	\$117,673.00	\$121,144.00	\$123,436.00	\$125,751.00	\$128,043.00	\$131,515.00	\$133,829.00	\$136,121.00	\$139,592.00	\$141,906.00	\$144,220.00	\$147,670.00	\$149,962.00	\$152,299.00	\$154,568.00	\$158,040.00	\$158,040.00	\$158,040.00	\$158,040.00	\$160,376.00
37	255	\$126,909.00	\$129,445.00	\$133,250.00	\$135,809.00	\$138,324.00	\$140,838.00	\$144,688.00	\$147,202.00	\$149,740.00	\$153,567.00	\$156,082.00	\$158,618.00	\$162,423.00	\$164,983.00	\$167,520.00	\$170,056.00	\$173,861.00	\$173,861.00	\$173,861.00	\$173,861.00	\$176,377.00
38	255	\$145,935.00	\$148,850.00	\$153,234.00	\$156,149.00	\$159,064.00	\$162,001.00	\$166,363.00	\$169,300.00	\$172,215.00	\$176,599.00	\$179,514.00	\$182,429.00	\$186,813.00	\$189,728.00	\$192,621.00	\$195,536.00	\$199,942.00	\$199,942.00	\$199,942.00	\$199,942.00	\$202,835.00

Salary schedule includes Directors, Executive Directors, Supervisors, Finance, Human Resources, & Technology

CUSTODIAL SALARY SCHEDULE (OLD SCALE)**FY27**

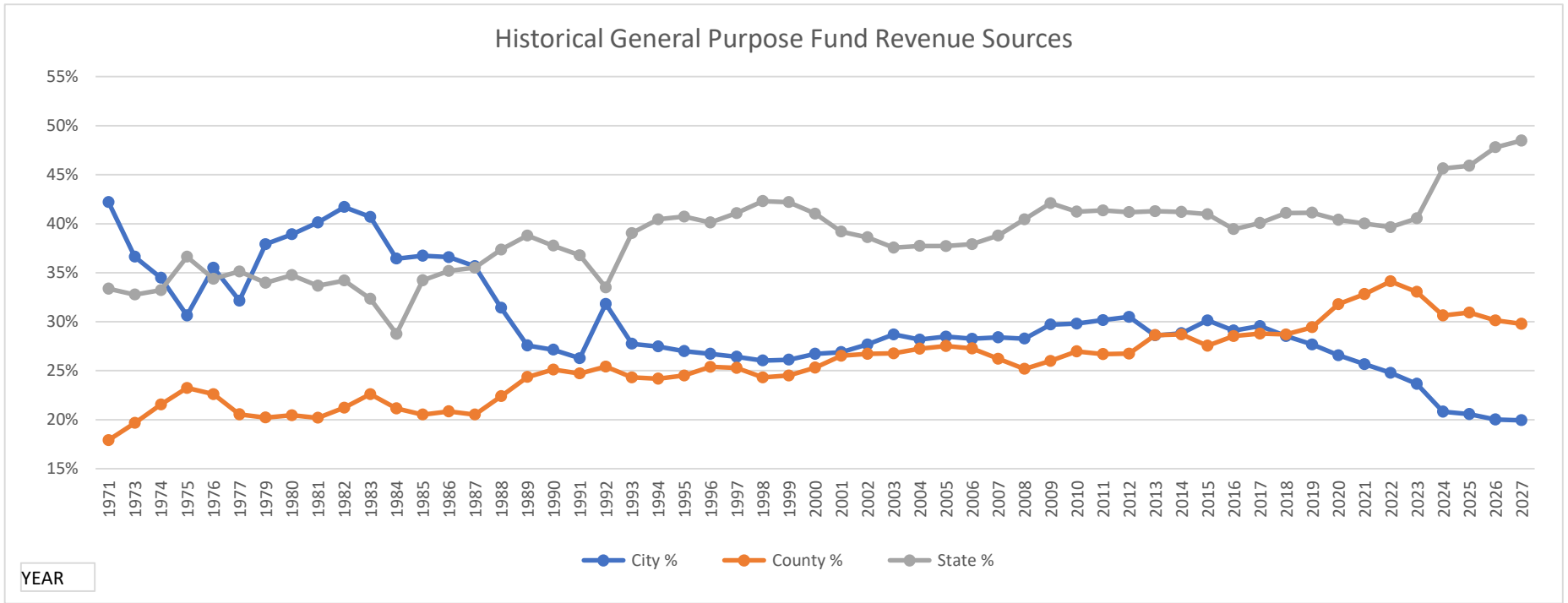
	Class A Custodian	Shift Foreman	Chief Custodian Elementary/Other	Chief Custodian Large Elementary	Chief Custodian Middle Schools	Chief Custodian High School
Step	Hourly Rate	Hourly Rate	Hourly Rate	Hourly Rate	Hourly Rate	Hourly Rate
1	\$16.17	\$16.62	\$17.74	\$18.11	\$19.03	\$21.40
2	\$16.67	\$17.16	\$18.31	\$18.71	\$19.66	\$22.08
3	\$17.22	\$17.73	\$18.90	\$19.30	\$20.30	\$22.83
4	\$17.76	\$18.30	\$19.52	\$19.93	\$20.93	\$23.57
5	\$18.53	\$18.88	\$20.13	\$20.55	\$21.60	\$24.43
6	\$18.92	\$19.49	\$20.79	\$21.24	\$22.33	\$25.19
7	\$19.55	\$20.11	\$21.46	\$21.88	\$23.01	\$25.97
8	\$20.20	\$20.76	\$22.16	\$22.60	\$23.77	\$26.81
9	\$20.83	\$21.43	\$22.91	\$23.36	\$24.55	\$27.69
10	\$21.51	\$22.14	\$23.59	\$24.09	\$25.37	\$28.62
11	\$22.24	\$22.89	\$24.38	\$24.86	\$26.15	\$29.52
12	\$22.93	\$23.57	\$25.17	\$25.66	\$26.99	\$30.46
13	\$23.66	\$24.35	\$25.96	\$26.53	\$27.88	\$31.40
14	\$24.43	\$25.13	\$26.80	\$27.38	\$28.77	\$32.49
15	\$25.22	\$25.95	\$27.69	\$28.23	\$29.71	\$33.52
16	\$26.00	\$26.76	\$28.56	\$29.13	\$30.67	\$34.57

Applies to custodial staff hired prior to 4/22/2013

EXTENDED CHILDCARE (ECC) 255 DAYS **FY27**

	Site Director	Assistant Director	Director
Step	Hourly Rate	Hourly Rate	Hourly Rate
1	\$18.52	\$25.38	\$27.41
2	\$19.03	\$25.88	\$27.91
3	\$19.54	\$26.39	\$28.42
4	\$20.05	\$26.90	\$28.93
5	\$20.55	\$27.41	\$29.44
6	\$21.06	\$27.91	\$29.94
7	\$21.57	\$28.42	\$30.45
8	\$22.08	\$28.93	\$30.96
9	\$22.58	\$29.44	\$31.47
10	\$23.09	\$29.94	\$31.97
11	\$23.60	\$30.45	\$32.48
12	\$24.11	\$30.96	\$32.99
13	\$24.61	\$31.47	\$33.50
14	\$25.12	\$31.97	\$34.00
15	\$25.38	\$32.48	\$34.51

PERCENT OF CITY, COUNTY, STATE, AND OTHER REVENUE



GENERAL PURPOSE SCHOOL FUND

YEAR	CITY	City %	COUNTY	County %	FEDERAL PL-874	Fed %	LOCAL	Local %	STATE	State %	Charges for Current Services	Charge %	TOTAL	Total %	Act/Bud (See NOTES)
1971	\$2,242,555	42.20%	\$952,199	17.92%	\$274,367	5.16%	\$71,445	1.34%	\$1,773,675	33.38%			\$5,314,241	100%	Actual
1973	\$2,097,573	36.62%	\$1,126,087	19.66%	\$547,680	9.56%	\$80,081	1.40%	\$1,876,946	32.77%			\$5,728,367	100%	Actual
1974	\$2,171,708	34.47%	\$1,357,886	21.55%	\$604,303	9.59%	\$74,074	1.18%	\$2,092,605	33.21%			\$6,300,576	100%	Actual
1975	\$2,117,516	30.63%	\$1,606,236	23.23%	\$580,215	8.39%	\$77,801	1.13%	\$2,531,646	36.62%			\$6,913,414	100%	Actual
1976	\$2,586,547	35.51%	\$1,646,893	22.61%	\$480,422	6.59%	\$67,370	0.92%	\$2,503,505	34.37%			\$7,284,737	100%	Actual
1977	\$2,498,919	32.14%	\$1,596,942	20.54%	\$869,763	11.19%	\$79,835	1.03%	\$2,730,410	35.11%			\$7,775,869	100%	Actual
1979	\$3,585,006	37.91%	\$1,911,783	20.21%	\$630,299	6.66%	\$116,832	1.24%	\$3,213,632	33.98%			\$9,457,552	100%	Actual
1980	\$3,862,926	38.92%	\$2,027,848	20.43%	\$422,269	4.25%	\$163,721	1.65%	\$3,447,685	34.74%			\$9,924,449	100%	Actual
1981	\$4,263,180	40.12%	\$2,145,615	20.19%	\$450,447	4.24%	\$188,890	1.78%	\$3,577,652	33.67%			\$10,625,784	100%	Actual
1982	\$4,732,780	41.69%	\$2,408,002	21.21%	\$110,806	0.98%	\$220,145	1.94%	\$3,880,710	34.18%			\$11,352,443	100%	Actual (1982)

PERCENT OF CITY, COUNTY, STATE, AND OTHER REVENUE

YEAR	CITY	City %	COUNTY	County %	FEDERAL PL-874	Fed %	LOCAL	Local %	STATE	State %	Charges for Current Services	Charge %	TOTAL	Total %	Act/Bud (See NOTES)
1983	\$5,121,049	40.70%	\$2,842,268	22.59%	\$341,477	2.71%	\$207,481	1.65%	\$4,069,634	32.35%			\$12,581,909	100%	Actual (*)
1984	\$5,046,866	36.42%	\$2,931,373	21.16%	\$199,252	1.44%	\$1,694,147	12.23%	\$3,984,111	28.75%			\$13,855,749	100%	Actual
1985	\$5,171,536	36.74%	\$2,889,373	20.53%	\$271,376	1.93%	\$927,726	6.59%	\$4,815,835	34.21%			\$14,075,846	100%	Actual
1986	\$5,381,996	36.57%	\$3,068,058	20.85%	\$204,501	1.39%	\$885,944	6.02%	\$5,176,514	35.17%			\$14,717,013	100%	Actual ((1)
1987	\$5,616,790	35.66%	\$3,230,811	20.51%	\$185,864	1.18%	\$1,127,411	7.16%	\$5,592,113	35.50%			\$15,752,989	100%	Actual
1988	\$5,480,845	31.41%	\$3,909,382	22.40%	\$435,398	2.50%	\$1,105,769	6.34%	\$6,518,960	37.36%			\$17,450,354	100%	Actual (2,3)
1989	\$5,214,694	27.58%	\$4,605,190	24.36%	\$251,122	1.33%	\$1,501,874	7.94%	\$7,332,744	38.79%			\$18,905,624	100%	Actual
1990	\$5,444,943	27.14%	\$5,036,055	25.10%	\$260,053	1.30%	\$1,747,076	8.71%	\$7,573,983	37.75%			\$20,062,110	100%	Actual
1991	\$5,942,378	26.27%	\$5,589,925	24.71%	\$279,652	1.24%	\$2,489,572	11.01%	\$8,318,128	36.77%			\$22,619,655	100%	Actual
1992	\$7,280,432	31.81%	\$5,818,988	25.42%	\$855,245	3.74%	\$52,964	0.23%	\$7,668,881	33.50%	\$1,213,723	5.30%	\$22,890,233	100%	Actual (4,5)
1993	\$7,150,699	27.75%	\$6,265,139	24.32%	\$881,799	3.42%	\$49,939	0.19%	\$10,057,086	39.03%	\$1,361,680	5.28%	\$25,766,342	100%	Actual (6)
1994	\$7,493,354	27.46%	\$6,600,197	24.19%	\$676,982	2.48%	\$170,130	0.62%	\$11,037,367	40.45%	\$1,308,840	4.80%	\$27,286,870	100%	Actual
1995	\$7,888,895	26.99%	\$7,161,886	24.50%	\$793,042	2.71%	\$102,551	0.35%	\$11,903,700	40.72%	\$1,380,597	4.72%	\$29,230,671	100%	Actual
1996	\$8,145,544	26.73%	\$7,740,400	25.40%	\$654,680	2.15%	\$236,592	0.78%	\$12,228,468	40.12%	\$1,471,472	4.83%	\$30,477,156	100%	Actual (**)
1997	\$8,393,820	26.41%	\$8,034,622	25.28%	\$587,949	1.85%	\$233,439	0.73%	\$13,058,691	41.08%	\$1,479,808	4.66%	\$31,788,329	100%	Actual
1998	\$8,433,558	26.03%	\$7,875,416	24.31%	\$732,108	2.26%	\$225,015	0.69%	\$13,704,091	42.30%	\$1,424,210	4.40%	\$32,394,398	100%	Actual (7)
1999	\$8,605,065	26.12%	\$8,076,356	24.52%	\$631,532	1.92%	\$346,291	1.05%	\$13,902,542	42.20%	\$1,381,420	4.19%	\$32,943,206	100%	Actual
2000	\$8,830,065	26.72%	\$8,366,154	25.32%	\$660,100	2.00%	\$182,500	0.55%	\$13,554,408	41.02%	\$1,453,675	4.40%	\$33,046,902	100%	Actual
2001	\$9,553,768	26.88%	\$9,419,537	26.51%	\$769,905	2.17%	\$444,439	1.25%	\$13,925,276	39.19%	\$1,423,079	4.00%	\$35,536,004	100%	Actual
2002	\$9,949,638	27.67%	\$9,609,763	26.73%	\$778,050	2.16%	\$304,562	0.85%	\$13,882,155	38.61%	\$1,432,751	3.98%	\$35,956,919	100%	Actual
2003	\$10,646,242	28.69%	\$9,933,479	26.77%	\$755,705	2.04%	\$295,800	0.80%	\$13,933,561	37.55%	\$1,545,184	4.16%	\$37,109,971	100%	Actual
2004	\$10,646,242	28.18%	\$10,289,426	27.23%	\$769,966	2.04%	\$315,639	0.84%	\$14,258,175	37.74%	\$1,504,131	3.98%	\$37,783,579	100%	Actual
2005	\$11,186,541	28.46%	\$10,820,403	27.53%	\$846,238	2.15%	\$310,480	0.79%	\$14,820,198	37.71%	\$1,317,235	3.35%	\$39,301,095	100%	Actual
2006	\$11,578,070	28.25%	\$11,181,303	27.28%	\$878,069	2.14%	\$436,336	1.06%	\$15,533,907	37.90%	\$1,381,259	3.37%	\$40,988,944	100%	Actual
2007	\$12,070,138	28.41%	\$11,139,581	26.22%	\$970,527	2.28%	\$435,931	1.03%	\$16,476,083	38.78%	\$1,393,271	3.28%	\$42,485,531	100%	Actual
2008	\$12,988,483	28.27%	\$11,571,942	25.19%	\$1,019,430	2.22%	\$287,075	0.62%	\$18,573,747	40.43%	\$1,497,808	3.26%	\$45,938,485	100%	Actual
2009	\$13,508,021	29.70%	\$11,824,143	26.00%	\$211,255	0.46%	\$243,538	0.54%	\$19,146,926	42.10%	\$550,367	1.21%	\$45,484,250	100%	Actual
2010	\$13,980,802	29.81%	\$12,649,926	26.97%	\$226,335	0.48%	\$211,974	0.45%	\$19,333,412	41.22%	\$496,274	1.06%	\$46,898,723	100%	Actual
2011	\$14,470,131	30.16%	\$12,802,124	26.68%	\$265,233	0.55%	\$191,908	0.40%	\$19,839,214	41.35%	\$414,601	0.86%	\$47,983,211	100%	Actual

PERCENT OF CITY, COUNTY, STATE, AND OTHER REVENUE

YEAR	CITY	City %	COUNTY	County %	FEDERAL PL-874	Fed %	LOCAL	Local %	STATE	State %	Charges for Current Services	Charge %	TOTAL	Total %	Act/Bud (See NOTES)
2012	\$14,629,302	30.49%	\$12,832,810	26.75%	\$242,769	0.51%	\$144,464	0.30%	\$19,758,817	41.18%	\$368,631	0.77%	\$47,976,793	100%	Actual
2013	\$13,862,832	28.59%	\$13,882,376	28.63%	\$201,712	0.42%	\$187,663	0.39%	\$20,004,833	41.26%	\$342,572	0.71%	\$48,481,988	100%	Actual
2014	\$14,112,832	28.82%	\$14,052,217	28.69%	\$185,501	0.38%	\$136,273	0.28%	\$20,177,865	41.20%	\$307,740	0.63%	\$48,972,428	100%	Actual
2015	\$14,629,302	30.13%	\$13,371,276	27.54%	\$171,583	0.35%	\$175,896	0.36%	\$19,893,020	40.97%	\$311,755	0.64%	\$48,552,832	100%	Actual
2016	\$14,955,915	29.10%	\$14,653,483	28.51%	\$1,066,064	2.07%	\$155,058	0.30%	\$20,267,438	39.44%	\$296,334	0.58%	\$51,394,292	100%	Actual (8)
2017	\$15,493,963	29.56%	\$15,085,487	28.78%	\$242,725	0.46%	\$351,352	0.67%	\$20,999,249	40.07%	\$236,047	0.45%	\$52,408,823	100%	Actual
2018	\$15,493,963	28.51%	\$15,600,276	28.71%	\$295,024	0.54%	\$343,032	0.63%	\$22,332,361	41.10%	\$275,126	0.51%	\$54,339,782	100%	Actual
2019	\$15,493,963	27.67%	\$16,472,561	29.42%	\$259,409	0.46%	\$497,309	0.89%	\$23,020,328	41.11%	\$254,102	0.45%	\$55,997,673	100%	Actual
2020	\$15,493,963	26.57%	\$18,540,451	31.79%	\$176,293	0.30%	\$319,524	0.55%	\$23,554,067	40.39%	\$229,153	0.39%	\$58,313,451	100%	Actual
2021	\$15,493,963	25.66%	\$19,821,181	32.82%	\$279,555	0.46%	\$319,173	0.53%	\$24,166,396	40.01%	\$313,141	0.52%	\$60,393,409	100%	Actual
2022	\$15,493,963	24.79%	\$21,323,015	34.11%	\$453,293	0.73%	\$111,307	0.18%	\$24,779,812	39.64%	\$346,784	0.55%	\$62,508,174	100%	Actual
2023	\$15,493,963	23.65%	\$21,648,886	33.04%	\$392,146	0.60%	\$1,070,309	1.63%	\$26,561,950	40.54%	\$347,081	0.53%	\$65,514,335	100%	Actual
2024	\$15,493,963	20.82%	\$22,799,069	30.63%	\$709,298	0.95%	\$1,135,503	1.53%	\$33,963,916	45.63%	\$327,690	0.44%	\$74,429,439	100%	Actual
2025	\$15,493,963	20.57%	\$23,295,667	30.92%	\$432,463	0.57%	\$1,139,694	1.51%	\$34,592,495	45.92%	\$376,780	0.50%	\$75,331,062	100%	Actual
2026	\$15,493,963	20.01%	\$23,330,500	30.13%	\$232,000	0.30%	\$1,021,622	1.32%	\$37,018,460	47.81%	\$333,500	0.43%	\$77,430,045	100%	Budget
2027	\$15,493,963	19.93%	\$23,150,750	29.78%	\$237,000	0.30%	\$843,000	1.08%	\$37,692,331	48.48%	\$326,500	0.42%	\$77,743,544	100%	Budget

Notes

1982 Excluding Food Services, Transportation, & Adult Ed.

* After FY'83, Food Service, Transportation and Adult Education were included in the General Schools Operations Budget

** Change to new state budget format

1 This is the fourth year for including all General School Operations Revenue and, therefore, direct comparisons cannot be made prior to FY 1986.

2 First year of FICA pass through from State of Tennessee.

3 Federal includes multiple year entitlements 1986, 1987, and 1988 received in 1988.

4 Special appropriation by City to Offset State funding loss.

5 The year of the major State reduction in funding.

6 Year of State restoration funds and BEP improvements.

7 This is the last year of the BEP 5 Year Funding Phase-In Program.

8 In 2016 Fund 262 equipment replacement was consolidated in 141. Consolidated amount is included in Charges for Current Services.

8 FY24 BEP Funding discontinued and TISA funding began



Oak Ridge Schools

PRESCHOOL

Head Start Self-Assessment 2026

I respectfully request approval of the Head Start Self-Assessment for 2026. The Self-Assessment is a Head Start requirement in which a team of preschool staff, parents, and community partners closely evaluate each service area for the program. Within each service area, strengths, and areas to be strengthened are identified. The team then identifies areas on which to focus as priority items. These are the areas in which funding will be an area of focus. The Self-Assessment and the Community Assessment are two primary documents that drive our spending and budget development.

Respectfully submitted,

Mrs. Lisa M Downard

Principal

157 Carver Ave | Oak Ridge, TN 37830

lmdownard@ortn.edu | (865) 425-9101

www.ortn.edu

Every student prepared for college, career, and life success



Oak Ridge Schools

PRESCHOOL

Oak Ridge Schools' Preschool/Head Start

Annual Self-Assessment

2025-2026

The 2026 Annual Self-Assessment was approved:

By the Oak Ridge Schools Board of Education on

By Head Start Policy Committee on

Table of Contents

Introduction	3
Methodology	3
Training	4
Preparation	4
Teams	4
Gathering Data	4
Aggregating and Analyzing	5
Improvement Plan	5
Reports to Stakeholders	5
Team Members	6
Assessment Reports	7
Disabilities	7-8
Education	9-10
ERSEA	11-12
Family/Community Engagement.....	13-14
Fiscal	15
Governance	16
Health & Nutrition	17-18
Human Resources	20-21
Mental Health	23
Program Design & Management	24-25
Safety	26
Transportation.....	27
Self-Assessment Goals	28-29

Introduction

Oak Ridge Schools' Preschool/Head Start program performs a comprehensive self-assessment looking at the program's entire operations each year to measure its effectiveness in meeting program goals and objectives. Members of the self-assessment team include parents, community partners, a member of the Board of Education, policy committee members, and program staff. Information from the self-assessment, along with other program data, is used to develop long and short-term goals and a strategic plan for the program to improve and excel beyond compliance requirements. The information is also used as a part of planning for the annual budget.

Methodology

The annual self-assessment was conducted using the MRI: Management Review Instrument for Head Start Program Evaluation/Self-Assessment.

The tool is divided into two parts:

1. Part One: Self-Assessment as Internal Program Evaluation
2. Part Two: Management Review Instrument

The assessment process consisted of:

1. Orientation/Training
2. Preparing materials
3. Assembling teams
4. Gathering the data
5. Aggregating and analyzing the data
6. Creating the self-assessment report
7. Developing a program improvement plan
8. Reporting to stakeholders

Pre

The program staff discussed the process on April 9, 2026, to review the process and plan for the assessment.

Training

The director provided the management staff with an overview of the self-assessment process on April 9, 2026. On April 15, 2026, parents, community partners, and managers met to discuss each service area on the Self-Assessment.

Preparation

The staff were provided with materials for the self-assessment process and were asked to read and review the materials. On April 9, 2026, the staff received copies of the forms required to administer the process.

Teams

Policy Committee members, community partners, management staff, family service staff, and a Board of Education member were introduced to the ORSP Self-Assessment. System area managers served as team leaders to assist with accessing the data needed and to ensure a complete assessment.

Community partners/agencies participating in the assessment were: Oak Ridge Housing Authority and Legal Aid.

Gathering Data

System managers gathered data and documentation to verify compliance in their area. Managers shared the reviewed data and determined strengths and challenges.

Data collection tools used

- Child Plus data
- family needs survey
- waiting list
- attendance data
- classroom checklists
- health inspection reports
- custodian playground checklists
- fire marshal inspection reports
- state licensing inspection reports
- Child Plus health data
- program budget

- staff meeting and staff training agendas
- CACFP/USDA meal data
- Ed Plan for special needs services data
- TS GOLD, CLASS
- mental health reports

Aggregating and Analyzing

Once all information was gathered, system managers sorted through the data to ensure they had the information needed for the teams to determine the Program's compliance, strengths, and weaknesses. They looked at all the data that was collected to analyze and summarize the results. The teams summarized what they determined to be areas of program strengths and areas that could be strengthened.

Improvement Plan

Once all summaries were completed, the management staff met to review all area summaries as a team, to determine goals for the 2026-2027 school year, and to create the program improvement plan.

Report to Stakeholders

The Self-Assessment report and program improvement plan was shared with the Board of Education on 5/26/26 and shared with Policy Committee on 4/27/26. Members of each group were given an opportunity for input into the program improvement plan before giving their approval.

2025-2026 Self-Assessment Review Team

Program Parents

- Macie McGill
- Mariah Watson
- Janice Vidro

Community Partners

- Janet Mynatt—Legal Aide
- Kari King—Oak Ridge Housing Authority

Program Staff

- Lisa Downard-Director
- Teresa Fisher-ERSEA Manager
- Nancy Chrisman—Family and Community Engagement Manager
- Stacey Burleson—Bookkeeper
- Faby Ayala de Macias—Family Advocate
- Erin Pearson—Education Manager
- Tabatha Gard—Curriculum Coach
- Sandra Vasquez—Family Advocate
- Andrea Ramalheira—Family Advocate

Oak Ridge Schools' Preschool/Head Start

Self-Assessment 2025-2026

Disabilities

Program Strengths:

- Head Start and LEA in one site.
- On-site Speech/Language, OT/PT, Inclusion Specialist and School Psychologist
- Strong communication between parents and teachers
- Amazing developmental/motor/speech gains from beginning of services
- Excellent rapport with TEIS (TN Early Intervention Services) Strong transition (no gaps in services) from TEIS to Preschool Program
- Knowledge/Communication/Resources
- The program is inclusive, and students with special needs are not isolated

Challenges	Action Plan/Goal	Responsible Person/Team	Timeline	Financial Obligation
Communication between parents and therapists- especially OT/PT who are contracted providers	SPEd team will meet to discuss what actions should take place and the case managers will share the information with OT and PT.	Case Managers	26-27 SY	None

Status comments on progress reports are not clear and sometimes unrelated to the goal status	Clarification on "progress being made" Provide detail for parents	OT/PT/Speech/Case Manager	26-27 SY	No Cost
Streamline Referral Process	Use of Brigance and online management of Brigance to determine need for referral for evaluation	Education Manager	26-27 SY	No Cost

Oak Ridge Schools Preschool/Head Start

Self-Assessment 2025-2026

Education

Areas of Strength:

- Program implementing research-based, Creative Curriculum, with the Teaching Strategies Gold integrated curriculum-based assessment system.
- Finishing year 9 on implementation of curriculum
- Addition of Tennessee Supplement Literacy Curriculum-Sounds First
- Our program's CLASS observation scores exceed Quality Thresholds-even in the fall observation period
- Teacher level of experience and advanced degrees
- Dedicated SLP, OT, PT, inclusion teacher for the program
- Received Foundation grants for cooking lab
- Received Grow More Good grant for pollinator and herb garden
- Received Alpha Kappa mini grant to support cooking lab

Challenges	Action Plan/Goal	Responsible Person	Timeline	Financial Obligation
High number of children with special needs enrolled at ORSP	Utilize Collaborative Team (PLC) to work together with SPED department Utilize special ed staff and other district staff for PD focused on inclusion practices	Education Coordinator, Curriculum Coach,	26-27 SY	Program Funds

Increase DLL Literacy scores	PD focused on phonological awareness and DLL Learners	Education Manager; Curriculum Coach; DLL staff from the district	26-27 SY	Program Funds
Increasing number of cooking activities in the classrooms	Plan with collaborative teams on what ingredients are needed and purchase for team. Plan within PLC's to cook and intentional focus on math skills. Use of fresh items from school garden	Education Manager; Curriculum Coach	26-27 SY	Program Funds; Gardening Grant-Grow Oak Ridge and Oak Ridge Education Foundation
All classrooms would benefit from additional support	Watch for opportunity to hire additional staff	Program Director	26-27 SY	Program Funds

Oak Ridge Schools Preschool/Head Start

Self-Assessment 2025-2026

ERSEA

Program Strengths:

- Being part of the Oak Ridge School District
- Our ongoing level of community engagement and partnerships
- Parent/Guardian engagement opportunities
- Fully enrolled
- The ongoing presence on social media and at community events has improved awareness throughout the community.
- The program continues to offer an early morning drop-off this year, the program's Duration of Services has occurred in the morning, giving families a 30 minute earlier drop-off option. Power Up Peanuts, a program that provides gross motor activities and play, is the curriculum used for the morning program.
- Remained fully enrolled for the 2025-2026 school year
- New staff have become more familiar with the enrollment and recruitment process
- Culture of being a school community that consists of all school personnel assisting the ERSEA manager in meeting the needs of students and families as it related to recruitment, enrollment, and attendance
- Afternoon transportation provided by the school district (LEA)

Challenges	Action Plan/Goal	Responsible Person	Timeline	Financial Obligation
Intentional recruiting-throughout the whole city	Work with community leaders to identify areas of families with most need	ERSEA Manager; Director	26-27 SY	Program funds

Identify Attendance concerns in a timely manner	Monitor attendance on a weekly basis and address excessive absences in a timely manner	ERSEA manager; Director	26-27 SY	Program Funds
Affordable housing for low-income families	Work with Oak Ridge Housing Authority and local leaders	ERSEA Manager; Director	26-27 SY	Program Funds

Oak Ridge Schools Preschool/Head Start

Self-Assessment 2025-2026

Family/Community Engagement

Program Strengths:

- **Community Partnerships:** We have partnerships with several community agencies such as United Way, Legal Aide, etc. Our annual Resource Fair allows our community partners to interact with our Preschool families.
- Strong communication between school and parents through the use of Parent Square, newsletters, flyers.
- Parents feel comfortable coming into the school and reaching out to their family advocate.
- Success with Mornings and Mugs—casual morning opportunity for parents to meet to develop friendships and support one another
- Positive system for arrival to start children's day in a positive way.
- High quality family events
- High quality trainings for parents
- Informative weekly newsletter
- Parents are encouraged to have 1:1 contact with the advocates and to develop strong working relationships.

Challenges	Action Plan/Goal	Responsible Person	Timeline	Financial Obligation
Consistent communication across classrooms	Be clear about expectations regarding weekly newsletter from every classroom	Director	26-27 SY	No cost involved
Awareness of program's Head Start guidelines, especially regarding home visits, family advocate involvement, family goal	Provide information for parents prior to enrollment-scheduled summer meetings to gather all documents, discuss needs, set goals	Family Services; Director	26-27 SY	Program funds
More parents desired on Policy Committee	Current Policy Committee members and teachers to recruit specific parents with individual invitation, have current members speak to incoming parents during Orientation and Open House Utilize social times to encourage participation in PC	Family and Community Engagement Manager; Director	26-27 SY	Program Funds

Oak Ridge Schools Preschool/Head Start

Self-Assessment 2025-2026

Fiscal

Program Strengths:

- Thorough internal monitoring of multiple funding sources that comply with applicable policies and procedures set in place by ORS and Anderson County school district.
- Multiple internal layers of budget and expenditure oversight through continual communication between the ORSP Director, Bookkeeper, and Education Manager that ensure the availability of necessary resources for the students, teachers, and parents

Challenges	Action Plan/Goal	Responsible Person	Timeline	Financial Obligation
Limited control over timing of preparing budgets compared to receipt of grant award amounts	Prioritize budgeted items to make it easier to create final budgets when grant amounts are received.	Fiscal Manager/Bookkeeper and Director	26-27 SY	Program Funds
New Skyward software introduced mid-year with little to no training	Continue to use training videos as well as self-guided trial and error	Bookkeeper; Director	26-27 SY	No cost involved

Oak Ridge Schools Preschool/Head Start

Self-Assessment 2025-2026

Governance

Program Strengths:

- Passion and dedication of Policy Committee members
- Collaboration and support from Board of Education
- All classrooms together at one site
- Highly qualified personnel
- School Board Liaison consistently attends meetings and functions and communicates to Board
- Broad spectrum of community partners
- Strong family commitment
- A Weekly Newsletter - *Puppy Chow*, goes out to families to keep everyone informed of current preschool and community events.

Challenges	Action Plan/Goal	Responsible Person	Timeline	Financial Obligation
Sharing of goals and objectives with governing body—beyond approval	Quarterly sharing of data-family outcomes, progress on HS goals	Family & Community Engagement Manager; Director	26-27 SY	Program funds

Oak Ridge Schools Preschool/Head Start

Self-Assessment 2025-2026

Health/Nutrition

Program Strengths:

- School nurse on site
- Partnership with ACHD for dental clinics at school and referrals if needed for further dental care
- Providing resource information regarding weekly free medical clinic for both students and families in Scarborough each Thursday, as well as free dental clinics happening in the community, etc.
- Partnership with Well Child program for students to receive well child visits and vision screenings/glasses at school
- Partnership with Ridgeview for mental health services.
- On-site mental health counselor
- Provide "Food for Kids" through Second Harvest.
- Communication in a timely manner
- Use of garden to promote healthy eating
- School Resource Officer on site

Challenges	Action Plan/Goal	Responsible	Timeline	Financial Obligation
------------	------------------	-------------	----------	----------------------

<p>Some students struggling to establish PCP/Pediatrician and dentist</p>	<p>Participating in the Well Child program to provide a physical, and eye exams/glasses, and referrals.</p> <p>Ask parents during enrollment meetings about who student sees, if anyone, for pediatrician and dentist</p> <p>Partnering with ACHD Dental Clinic to offer dental exams/cleanings at school for free, as well as referrals if needed for additional treatment/repair</p>	<p>School Nurse</p>	<p>26-27 SY</p>	<p>School system program</p>
---	--	---------------------	-----------------	------------------------------

Oak Ridge Schools Preschool/Head Start

Self-Assessment 2025-2026

Human Resources

Program Strengths:

- The ORS Preschool is part of the Oak Ridge School District. All staff must apply and complete new hire requirements prior to any employee's start date. Being a part of the school district also provides a larger number of applicants which in turn means a more diverse group of people to choose from.
- For each job opening at the Preschool, there is a panel to conduct interviews. This allows for administration, faculty, and staff to not only sit in on the interviews, but to ask questions as well. Also, the panel decides who is best suited for each position and who will bring the most to the program.
- Relaxation Room created for staff to use as needed—has a massage chair, foot massager, water, calming music, etc.

Challenges	Action Plan/Goal	Responsible Person	Timeline	Financial Obligation
Diversity of Staff	Get job opening information out to our Preschool parents and to nearby colleges.	Principal, HR Department	Ongoing	No additional funds required

Mental Health of Staff	Provide opportunities for on-site counselor to support staff. Provide a positive, nurturing environment for staff	Director, Mental Health Manager	26-27 SY	Program funds
------------------------	---	---------------------------------	----------	---------------

Oak Ridge Schools Preschool/Head Start

Self-Assessment 2025-2026

Mental Health

Areas of Strength:

- Utilization of Conscious Discipline continues in all classrooms
- In-house training for Conscious Discipline during Professional Development days for all staff
- Conscious Discipline consultant to provide PD and coaching spring 2026
- New contract with Ridgeview to continue school-based mental health counselor
- Online eDeca Social Emotional Screener

Challenges	Action Plan/Goal	Responsible Person	Timeline	Financial Obligation
Continue to provide training and support toward increasing depth of implementation of Conscious Discipline	Continuation of PD regarding Conscious Discipline PLC's share strategies and practices and monitor data regarding Social Emotional objectives within TS Gold	Mental Health Coordinator	26-27 SY	Program Funds

Oak Ridge Schools' Preschool/Head Start

Self-Assessment 2025-2026

Program Design and Management

Strengths:

- Policy Committee is a guiding force in decision making for the program.
- Teachers, Family Services, Managers, and Administrators work together to consistently monitor program operations
- Part of LEA—highly qualified staff
- Ambitious but Attainable program goals

Challenges	Action Plan/Goals	Responsible Person	Timeline	Financial Obligation
Systemic monitoring of the program in meeting HS standards	Continue to update and follow a schedule for areas to be monitored throughout the year Management Team to meet on a monthly basis	Director Compliance Manager	Ongoing	Program funds
Communication among Family Services Team and Management Team	Meet monthly	Family and Community Engagement Manager; Director	26-27 SY	Program Funds

Develop succession plan for all management positions	Each manager to develop succession plan for their given position-Use a universal template	Program area managers; Director	26-27 SY	No cost involved
--	---	---------------------------------	----------	------------------

Oak Ridge Schools Preschool/Head Start

Self-Assessment 2025-2026

Facilities and Safety

Program Strengths:

- New facility.
- Dedication and attention to detail of our custodians and support from the schools' maintenance department.
- Safety of playground-not seen by public
- Training of staff pertaining to safety issues.
- Clear sight lines in building and parking lots
- School Resource Officer for our school

Challenges	Action Plan/Goals	Responsible Person	Timeline	Financial Obligation
Allowing parents/visitors in building	Management team to meet with SRO to discuss safety procedures	Director	26-27 SY	No cost involved
Personal Alert Devices are new	Provide training for staff re: use of devices	Technology dept	Ongoing	Program Staff to conduct training
Raptor Alert System	Provide training for staff	Technology Dept.	Ongoing	Program staff to conduct training

Oak Ridge Schools Preschool/Head Start

Self-Assessment 2025-2026

Transportation

Program Strengths:

- Support of LEA—contract with First Student transportation service to provide afternoon transportation for all students

Challenges	Action Plan/Goal	Responsible Person	Timeline	Financial Obligation
Monitoring of transportation	Request driver information prior to students beginning school Provide calendar of requirements to Director of Transportation before beginning of each school year	Director or Transportation Manager	26-27 SY	Program Funds
Updates when new drivers and/or aides are hired	Request quarterly update	Transportation Manager	26-27 SY	Program Funds

The Self-Assessment team identified the following areas for improvement:

Item	Action	Completion Date
Mental Health of Staff and Students	<ul style="list-style-type: none"> • The program will continue to grow in implementation of Conscious Discipline and will provide training and support for new staff • The program will continue the partnership with Ridgeview Mental Health Center to provide counseling and support to staff and students 	
Recruiting of eligible students	<ul style="list-style-type: none"> • The program will participate in community events and on community boards to promote the school within the community and to strategically recruit eligible students • The program will provide informational brochures/flyers within the community—in the offices of all Oak Ridge Schools, at the city Chamber of Commerce, and the office of local housing/rental properties 	
Support classroom staff in working with students with disabilities	<ul style="list-style-type: none"> • Include specialists in PLC's • Specialists provide in-service during staff meetings/PD • Specialists to provide more detailed progress reports to teacher and parents 	

Literacy instruction specific to Dual Language Learners (DLL) and students with special needs	<ul style="list-style-type: none">• Continued use of Phonological Awareness and Kick-start Literacy curriculum with training and support as needed with new staff• PLC focus on Phonological Awareness instruction• Intentionality within Interest Areas	
Increase Math proficiency	<ul style="list-style-type: none">• Continued use of Intentional Teaching Cards for Math instruction—specifically cooking• PLC focus on Math instruction• Intentionality within Interest Areas	



Memo

To: Dr. Borchers

From: Dr. Kelly Williams

Date: May 18, 2026

Subject: Recommendation for Approval of 2026 Summer Learning Camps

I recommend approval of the 2026 Summer Learning Camps for Oak Ridge Schools. These camps provide valuable opportunities for students to strengthen academic skills, engage in enrichment experiences, and maintain learning momentum during the summer months.

The proposed camps align with district priorities focused on academic achievement, student engagement, and targeted support for student learning needs. In addition to remediation and acceleration opportunities, the camps will offer engaging experiences that support the whole child and encourage continued student participation in learning throughout the summer.

Kelly M Williams, Ed.D

Executive Director of Teaching & Learning

Allocations

Oak Ridge (012) Public District - FY 2026 - Summer Learning Camps - Rev 0 - Allocations

Allocation Type	(1)	Learning Camps	Total
Original		\$603,788.68	\$603,788.68
Incoming Carryover		\$0.00	\$0.00
Outgoing Carryover		\$0.00	\$0.00
Reallocated		\$0.00	\$0.00
Additional		\$0.00	\$0.00
Released		\$0.00	\$0.00
Consortium		\$0.00	\$0.00
Forfeited		\$0.00	\$0.00
FER Released		\$0.00	\$0.00
Total		\$603,788.68	\$603,788.68

Budget

Oak Ridge (012) Public District - FY 2026 - Summer Learning Camps - Rev 0 - Learning Camps

Account Number	Total
71100 - Regular Instruction Program	\$452,162.50
71200 - Special Education Program	\$0.00
72110 - Attendance	\$0.00
72120 - Health Services	\$0.00
72130 - Other Student Support	\$0.00
72210 - Support Services/Regular Instruction Program	\$0.00
72220 - Support Services/Special Education Program	\$0.00
72310 - Board of Education	\$0.00
72410 - Office of the Principal	\$67,541.99
72610 - Operation of Plant	\$0.00
72710 - Transportation	\$84,084.19
73100 - Food Service	\$0.00
99100 - Transfers Out	\$0.00
	Total \$603,788.68
	Adjusted Allocation \$603,788.68
	Remaining \$0.00

Budget Detail

Oak Ridge (012) Public District - FY 2026 - Summer Learning Camps - Rev 0 - Learning Camps

71100 - Regular Instruction Program - \$452,162.50 ▼

Budget Detail	Narrative Description
<p>Account Number: 71100 - Regular Instruction Program</p> <p>Line Item Number: 116 - Teachers</p> <p>Optional Program Code:</p> <p>Location Code: Oak Ridge (012)</p> <p>Quantity: <input type="text" value="1.00"/></p> <p>Cost: <input type="text" value="\$375,000.00"/></p> <p>Line Item Total: <input type="text" value="\$375,000.00"/></p>	<p>Instructional facilitators for summer camps - 83 head count/72 FTE</p>
<p>Account Number: 71100 - Regular Instruction Program</p> <p>Line Item Number: 201 - Social Security</p> <p>Optional Program Code:</p> <p>Location Code: Oak Ridge (012)</p> <p>Quantity: <input type="text" value="1.00"/></p> <p>Cost: <input type="text" value="\$23,250.00"/></p> <p>Line Item Total: <input type="text" value="\$23,250.00"/></p>	<p>Instructional facilitators for summer camps - 83 head count/72 FTE</p>
<p>Account Number: 71100 - Regular Instruction Program</p> <p>Line Item Number: 204 - State Retirement</p> <p>Optional Program Code:</p>	<p>Instructional facilitators for summer camps - 83 head count/72 FTE</p>

Code: Location Code: Oak Ridge (012) Quantity: <input type="text" value="1.00"/> Cost: <input type="text" value="\$33,750.00"/> Line Item Total: <input type="text" value="\$33,750.00"/>	
Account Number: 71100 - Regular Instruction Program Line Item Number: 212 - Employer Medicare Optional Program Code: Location Code: Oak Ridge (012) Quantity: <input type="text" value="1.00"/> Cost: <input type="text" value="\$5,437.50"/> Line Item Total: <input type="text" value="\$5,437.50"/>	Instructional facilitators for summer camps - 83 head count/72 FTE
Account Number: 71100 - Regular Instruction Program Line Item Number: 217 - Retirement - Hybrid Stabilization Optional Program Code: Location Code: Oak Ridge (012) Quantity: <input type="text" value="1.00"/> Cost: <input type="text" value="\$4,725.00"/> Line Item Total: <input type="text" value="\$4,725.00"/>	Instructional facilitators for summer camps - 83 head count/72 FTE
Account Number: 71100 - Regular Instruction Program Line Item Number: 429 - Instructional Supplies & Materials	Instructional supplies and materials for summer learning, Bridge, and STREAM camps including but not limited to decodable readers, reading and math units of study based on our

Number:

**Optional
Program
Code:**

Location Code: Oak Ridge (012)

Quantity:

Cost:

**Line Item
Total:**

district HQIM EL curriculum, paper, rulers, calculators, science materials, math manipulatives, books.

Total for 71100 - Regular Instruction Program:

Total for all other Account Numbers:

Total for all Account Numbers:

Adjusted Allocation:

Remaining:

Budget Detail

Oak Ridge (012) Public District - FY 2026 - Summer Learning Camps - Rev 0 - Learning Camps

72410 - Office of the Principal - \$67,541.99 ▼

Budget Detail	Narrative Description
<p>Account Number: 72410 - Office of the Principal</p> <p>Line Item Number: 104 - Principal(s)</p> <p>Optional Program Code:</p> <p>Location Code: Oak Ridge (012)</p> <p>Quantity: <input type="text" value="1.00"/></p> <p>Cost: <input type="text" value="\$58,000.00"/></p> <p>Line Item Total: <input type="text" value="\$58,000.00"/></p>	<p>Summer Camp Administrator 10 head count/ 6 FTE</p>
<p>Account Number: 72410 - Office of the Principal</p> <p>Line Item Number: 201 - Social Security</p> <p>Optional Program Code:</p> <p>Location Code: Oak Ridge (012)</p> <p>Quantity: <input type="text" value="1.00"/></p> <p>Cost: <input type="text" value="\$3,303.31"/></p> <p>Line Item Total: <input type="text" value="\$3,303.31"/></p>	<p>Summer Camp Administrator 10 head count/ 6 FTE</p>
<p>Account Number: 72410 - Office of the Principal</p> <p>Line Item Number: 204 - State Retirement</p> <p>Optional Program Code:</p>	<p>Summer Camp Administrator 10 head count/ 6 FTE</p>

Code:
Location Code: Oak Ridge (012)
Quantity:
Cost:
Line Item Total:

Account Number: 72410 - Office of the Principal
Line Item Number: 212 - Employer Medicare
Optional Program Code:
Location Code: Oak Ridge (012)
Quantity:
Cost:
Line Item Total:

Summer Camp Administrator 10 head count/ 6 FTE

Account Number: 72410 - Office of the Principal
Line Item Number: 217 - Retirement - Hybrid Stabilization
Optional Program Code:
Location Code: Oak Ridge (012)
Quantity:
Cost:
Line Item Total:

Summer Camp Administrator 10 head count/ 6 FTE

Total for 72410 - Office of the Principal:

Total for all other Account Numbers:

Total for all Account Numbers: \$603,788.68

Adjusted Allocation: \$603,788.68

Remaining: \$0.00

Budget Detail

Oak Ridge (012) Public District - FY 2026 - Summer Learning Camps - Rev 0 - Learning Camps

72710 - Transportation - \$84,084.19

Budget Detail	Narrative Description
<p>Account Number: 72710 - Transportation</p> <p>Line Item Number: 312 - Contracts with Private Agencies</p> <p>Optional Program Code:</p> <p>Location Code: Oak Ridge (012)</p> <p>Quantity: <input type="text" value="1.00"/></p> <p>Cost: <input type="text" value="\$70,000.00"/></p> <p>Line Item Total: <input type="text" value="\$70,000.00"/></p>	<p>10 buses for summer camp transportation - This is a contracted service - 10 FTE drivers expected, but this is managed by the contracting company and impacted driver availability. 10 Routes expected, 5 days per week, 2 trips per bus per day. Cost estimated at \$7000 per bus.</p>
<p>Account Number: 72710 - Transportation</p> <p>Line Item Number: 412 - Diesel Fuel</p> <p>Optional Program Code:</p> <p>Location Code: Oak Ridge (012)</p> <p>Quantity: <input type="text" value="1.00"/></p> <p>Cost: <input type="text" value="\$14,084.19"/></p> <p>Line Item Total: <input type="text" value="\$14,084.19"/></p>	<p>10 buses for summer camp transportation - This is a contracted service - 10 FTE drivers expected, but this is managed by the contracting company and impacted driver availability. 10 Routes expected, 5 days per week, 2 trips per bus per day. Costs estimated at 1000-1200 per bus.</p>
<p>Total for 72710 - Transportation: <input type="text" value="\$84,084.19"/></p>	
<p>Total for all other Account Numbers: <input type="text" value="\$519,704.49"/></p>	
<p>Total for all Account Numbers: <input type="text" value="\$603,788.68"/></p>	
<p>Adjusted Allocation: <input type="text" value="\$603,788.68"/></p>	

Remaining:

\$0.00

Budget Overview

Oak Ridge (012) Public District - FY 2026 - Summer Learning Camps - Rev 0 - Learning Camps

Filter by Location: All - \$603,788.68 ▼

Account Number	71100 - Regular Instruction Program	72410 - Office of the Principal	72710 - Transportation	Total
Line Item Number				
104 - Principal(s)		58,000.00		58,000.00
116 - Teachers	375,000.00			375,000.00
201 - Social Security	23,250.00	3,303.31	0.00	26,553.31
204 - State Retirement	33,750.00	4,795.13	0.00	38,545.13
212 - Employer Medicare	5,437.50	772.55	0.00	6,210.05
217 - Retirement - Hybrid Stabilization	4,725.00	671.00	0.00	5,396.00
312 - Contracts with Private Agencies	0.00		70,000.00	70,000.00
412 - Diesel Fuel			14,084.19	14,084.19
429 - Instructional Supplies & Materials	10,000.00			10,000.00
Total	452,162.50	67,541.99	84,084.19	603,788.68
			Adjusted Allocation	603,788.68
			Remaining	0.00



Oak Ridge Schools

Executive Director of Finance

Telephone (865)425-9004

Fax: (865)425-9060

Memorandum

To: Dr. Bruce Borchers, Superintendent
From: Jenifer Van Dyke^{JVD}, Finance Director
Date: 5/18/2026
Re: FY26 Budget Transfer #3 & Amendment #1

The attached FY26 Budget Transfer #3 and Amendment #1 includes the following budget requests for Board of Education approval:

- Addition of \$300,000 to the General Fund (Fund 141) contingency budget for anticipated Summer Learning Camps grant;
- Establish Additional Benita Albert Award budget;
- Establish ORPSEF grant budgets;
- Establish CRESO grant budget;
- Establish additional Carl Perkins grant funds budget;
- Establish the FY26 Summer Learning Camps grant budget;
- Routine budget transfers and revisions from February 18, 2026 through May 18, 2026;

FY 26 FYTD Budget Summary - Budget Amendment #1 & Transfer #3

Fund	FY26 Original Approved Budget	Budget Amendment #1	Budget Transfer #1, #2, & #3	FY26 Revised & Amended Budget Amounts
Fund 141 (General Fund)	\$ 83,188,805.00	\$ 300,000.00	\$ 205,138.71	\$ 83,693,943.71
Fund 142 (Federal)	\$ 4,642,000.00	\$ -	\$ (205,138.71)	\$ 4,436,861.29
Fund 143 (Food Service)	\$ 3,649,340.00	\$ -		\$ 3,649,340.00
Fund 145 (Other Education)	\$ 171,698.00		\$ -	\$ 171,698.00
Fund 146 (Extended Child Care)	\$ 570,177.00	\$ -		\$ 570,177.00
TOTAL All Funds	\$ 92,222,020.00	\$ 300,000.00	\$ -	\$ 92,522,020.00

Fund 141 Budget Transfers

Fund 141 REVENUES	Account Number	Decrease	Increase
Establish Additional Benita Albert Award Funds	141 R 44570 000 000 00000 000	\$ 17,225.94	\$ -
	141 R 44570 000 000 00000 112	\$ -	\$ 17,225.94
Establish ORPSEF Grant Budget	141 R 44570 000 000 00000 000	\$ 78,084.70	\$ -
	141 R 44570 000 000 00000 100	\$ -	\$ 78,084.70
Establish Summer Learning Camps Grant Budget (includes transfer from 142)	141 R 46980 000 000 00000 000	\$ 339,771.79	\$ -
	141 R 46590 000 098 00000 120	\$ -	\$ 603,788.68
	141 R 44570 000 000 00000 000	\$ 58,878.18	\$ -
	142 R 47590 000 000 00000 000	\$ 205,138.71	\$ -

Fund 141 EXPENDITURES	Account Number	Increase	Decrease
Transfer for Vehicle Purchases	141 E 72620 718 000 00000 000	\$ 78,448.31	\$ -
	141 E 72610 415 000 00000 000	\$ -	\$ 78,448.31
	141 E 72620 718 000 00000 000	\$ 48,000.00	\$ -
	141 E 72610 359 000 00000 000	\$ -	\$ 5,000.00
	141 E 72610 399 000 00000 000	\$ -	\$ 23,000.00
	141 E 72610 415 000 00000 000	\$ -	\$ 20,000.00
Transfer for Remainder of Softball Field Upgrades	141 E 76100 707 101 00000 460	\$ 41,655.00	\$ -
	141 E 71900 599 000 00000 000	\$ -	\$ 41,655.00
Transfer for Engineering Services	141 E 76100 321 000 00000 000	\$ 6,025.07	\$ -
	141 E 72620 471 000 00000 000	\$ -	\$ 6,025.07

Transfer from Stipends to Supplies	141 E 72210 429 000 00085 000	\$ 2,200.00	\$ -
	141 E 72210 196 000 00085 000	\$ -	\$ 2,200.00
	141 E 72210 429 000 00082 000	\$ 400.00	\$ -
	141 E 72210 196 000 00082 000	\$ -	\$ 400.00
	141 E 72210 429 000 00084 000	\$ 200.00	\$ -
	141 E 72210 196 000 00084 000	\$ -	\$ 200.00

Transfer for SPED PD Needs	141 E 72220 524 000 00000 000	\$ 300.00	\$ -
	141 E 71200 322 000 00000 000	\$ -	\$ 300.00

Transfer for WB instructional, equipment and PD needs	141 E 72210 524 000 00045 000	\$ 74.70	\$ -
	141 E 71100 711 000 00045 000	\$ 67.49	\$ -
	141 E 71100 429 000 00045 000	\$ 1,292.81	\$ -
	141 E 71100 449 000 00045 000	\$ -	\$ 1,435.00

Realign TA & Secretary salary lines for Pre-K	141 E 73401 163 000 00043 000	\$ 5,000.00	\$ -
	141 E 73401 161 000 00043 000	\$ -	\$ 5,000.00

Establish ORPSEF Grant Budget	141 E 72130 599 000 00015 100	\$ 1,400.00	\$ -
	141 E 72130 599 000 00025 100	\$ 11,799.00	\$ -
	141 E 72130 599 000 00030 100	\$ 377.33	\$ -
	141 E 72130 599 000 00035 100	\$ 21,555.47	\$ -
	141 E 72130 599 000 00043 100	\$ 3,038.00	\$ -
	141 E 72130 599 000 00040 100	\$ 17,704.27	\$ -
	141 E 72130 599 000 00045 100	\$ 18,510.63	\$ -
	141 E 72130 599 000 00050 100	\$ 3,700.00	\$ -
	141 E 71900 599 000 00000 000	\$ -	\$ 78,084.70

Transfer to Align VPK budget with ePlan	141 E 73400 116 011 00043 000	\$ 4,000.00	\$ -
	141 E 73400 163 011 00043 000	\$ -	\$ 1,400.00
	141 E 73400 201 011 00043 000	\$ -	\$ 1,600.00
	141 E 73400 204 011 00043 000	\$ -	\$ 1,600.00
	141 E 73400 217 011 00043 000	\$ 600.00	\$ -

	141 E 71100 711 000 00035 000	\$ 60,500.00	\$ -
Transfer for Purchase of Desks & Other Furniture at ORHS	141 E 71100 116 000 00000 315	\$ -	\$ 21,000.00
	141 E 71100 429 000 00035 000	\$ -	\$ 19,500.00
	141 E 71100 499 000 00000 000	\$ -	\$ 15,000.00
	141 E 72210 429 000 00000 353	\$ -	\$ 5,000.00

	141 E 71100 116 098 00000 120	\$ 375,000.00	\$ -
	141 E 71100 201 098 00000 120	\$ 23,250.00	\$ -
	141 E 71100 204 098 00000 120	\$ 33,750.00	\$ -
	141 E 71100 217 098 00000 120	\$ 5,437.50	\$ -
	141 E 71100 429 098 00000 120	\$ 10,000.00	\$ -
	141 E 72410 104 098 00000 120	\$ 58,000.00	\$ -
	141 E 72410 201 098 00000 120	\$ 3,303.31	\$ -
Establish Summer Learning Camps Grant Budget (includes transfer from 142)	141 E 72410 204 098 00000 120	\$ 4,795.13	\$ -
	141 E 72410 212 098 00000 120	\$ 772.55	\$ -
	141 E 72410 217 098 00000 120	\$ 671.00	\$ -
	141 E 72710 312 098 00000 120	\$ 70,000.00	\$ -
	141 E 72710 412 098 00000 120	\$ 14,084.19	\$ -
	141 E 71900 599 000 00000 000	\$ -	\$ 392,756.29
	141 E 71900 599 000 00000 004	\$ -	\$ 5,893.67
	142 E 99100 000 000 00000 000	\$ -	\$ 32,302.16
	142 E 71900 000 000 00000 000	\$ -	\$ 80,138.71

Establish Additional Benita Albert Award Funds	141 E 72210 524 000 00000 112	\$ 17,225.94	\$ -
	141 E 71900 599 000 00000 004	\$ -	\$ 17,225.94

TOTAL		\$ 876,027.70	\$ 876,027.70
--------------	--	----------------------	----------------------

Budget Amendments To Be Presented to City Spring 2025

Fund 141 REVENUES	Account Number	Decrease	Increase
Increase for Potential Summer Learning Camp	141 R 46980 000 000 00000 000	\$ -	\$ 300,000.00
Fund 141 EXPENDITURES	Account Number	Increase	Decrease
Increase for Potential Summer Learning Camp	141 E 71900 599 000 00000 000	\$ 300,000.00	\$ -
TOTAL		\$ 300,000.00	\$ 300,000.00

Fund 142 Budget Transfers

Fund 142 REVENUES	Account Number	Decrease	Increase
-------------------	----------------	----------	----------

Establish Remaining Carl Perkins Grant Budget	142 R 47590 000 000 00000 000	\$ 3,293.03	\$ -
	142 R 47131 000 801 00000 000	\$ -	\$ 3,293.03

Establish FY26 CRESO Grant Budget	142 R 47990 000 058 00000 000	\$ -	\$ 126,852.15
	142 R 47590 000 000 00000 000	\$ 126,852.15	\$ -

Establish FY26 Summer Learning Camps Grant Budget - Transfer to 141	142 R 47590 000 000 00000 000	\$ 205,138.71	\$ -
--	-------------------------------	---------------	------

Fund 142 EXPENDITURES	Account Number	Increase	Decrease
-----------------------	----------------	----------	----------

Establish CRESO Grant Budget	142 E 73300 189 058 00000 000	\$ 15,560.00	\$ -
	142 E 73300 429 058 00000 000	\$ 9,999.74	\$ -
	142 E 73300 399 058 00000 000	\$ 89,475.50	\$ -
	142 E 99100 504 058 00000 000	\$ 7,180.31	\$ -
	142 E 73300 000 000 00000 000	\$ -	\$ 119,803.27
	142 E 71900 000 000 00000 000	\$ -	\$ 3,170.88
	142 E 73300 201 058 00000 000	\$ 526.73	\$ -
	142 E 73300 204 058 00000 000	\$ 456.13	\$ -
	142 E 73300 206 058 00000 000	\$ -	\$ 6.00
	142 E 73300 207 058 00000 000	\$ -	\$ 390.00
	142 E 73300 208 058 00000 000	\$ -	\$ 17.00
	142 E 73300 212 058 00000 000	\$ 193.74	\$ -
	142 E 73300 299 058 00000 000	\$ -	\$ 5.00

Establish FY26 Summer Learning Camps Grant Budget - Transfer to 141	142 E 71900 000 000 00000 000	\$ -	\$ 80,138.71
	142 E 99100 000 000 00000 000	\$ -	\$ 125,000.00

	142 E 71300 163 801 00035 000	\$ 2.64	\$ -
	142 E 71300 201 801 00035 000	\$ -	\$ 1.18
	142 E 71300 204 801 00035 000	\$ -	\$ 19.48
	142 E 71300 212 801 00035 000	\$ -	\$ 3.04
Establish Remaining Carl Perkins Grant Budget	142 E 72710 315 801 00000 000	\$ -	\$ 27.37
	142 E 71300 499 801 00000 000	\$ 864.00	\$ -
	142 E 72230 524 801 00000 000	\$ 450.30	\$ -
	142 E 72130 524 801 00000 000	\$ -	\$ 1,394.39
	142 E 71300 730 801 00000 000	\$ 3,421.55	\$ -
	142 E 71900 000 000 00000 000	\$ -	\$ 3,293.03

TOTAL		\$ 463,414.53	\$ 463,414.53
--------------	--	----------------------	----------------------

State guidance on school fees allows schools to request but not require fees for activities and materials that impact students during the regular school day or that are a part of the curriculum. Any request for fees must still be approved by the Board of Education. We are requesting that the attached fee list be approved as a requested but not required fee list for Oak Ridge Schools.

Language already exists in the student handbook informing students and parents that class fees are not a requirement for any student regardless of his/her financial situation.

Principals will be asked to include the following phrase in any and all request for additional fees:

“In the course of learning throughout the school year, there are always opportunities to go above and beyond what the basic curriculum requires. In such cases, it is customary for the school to request a fee in order to cover the cost of these enhancements. These fees are in no way required and your child will not be denied the opportunity to participate or benefit from any curricular offering as a result of not paying a requested fee. The fees simply allow the district to offset the cost of any additional opportunities.”

Oak Ridge Schools Class Fees 2026-2027

SCHOOL	AMOUNT	GRADE LEVEL
Glenwood	\$20.00	K-4
Linden	\$20.00	K-4
Willow Brook	\$20.00	K-4
Woodland	\$20.00	K-4
Jefferson Middle	see attached list	5-8
Robertsville Middle	see attached list	5-8
Oak Ridge High School	see attached list	9-12

Jefferson Middle School
200 Fairbanks Road
Oak Ridge, TN 37830
865-425-9301

To: Jen Laurendine

2/25/2026

From: Phil Cox
Felicia Story

RE: Projected Fees for FY 27 (School year 2026-2027)
Not required / only requesting

Fee Amount	Reason	Student Involved	Staff
TBD	Misc. Field Trips	Each Individual Grade	Misc.
\$ 40.00	STEM Manufacturing	8 th grade – full year	J Mitchell
\$ 40.00	PLTW/Aeronautics	PLTW/Aeronautics	J Mitchell
\$ 20.00	Chorus fee* Chorus	5 th , 6 th , 7 th & 8 th	A Wilson
\$ 20.00	Chorus shirt	All students	A Wilson
\$ 15.00	Uniform Rental	8 th Grade Band	Cantrell
\$ 30.00	Instrumental Rental	All Students/Semester	Cantrell
\$ 15.00	Band shirts	All students – keep each year	Cantrell
\$ 30.00	Orchestra fee	All students	Bray
\$ 10.00	Stem class	Balsa Bridge, Models, etc.	Mott
\$ 30.00	Advanced Stem class	3D printing, Vex Robotics, etc.	Mott

JMS does not request fees for Art and and misc. magazine subscriptions

We do our best to keep fees as low as possible.

Robertsville Middle School

245 Robertsville Road

Oak Ridge, TN 37830

865-425-9201

To: Jennifer Laurendine

3/30/26

From: Brian Tinker & Christy Free

Tracey Lay

RE: Projected Fees for FY27 (School Year 2026-2027)

Not required/only requesting

Fee	Item/Purpose	Students Involved	Staff
\$30.00	Project Materials	5th-8th Advanced STEM (Yearlong)	Manning
\$10.00	Project Materials	7th-8th STEM Production (Semester)	Manning
\$15.00	Project Materials	7th-8th Intro. to Broadcasting (Semester)	Leftwich
\$15.00	Project Materials	8th Advanced Broadcasting (Yearlong)	Leftwich
\$30.00	Project Materials	Advanced Engineering (Yearlong)	Doss
\$15.00	Project Materials	7th-8th STEM (Semester)	Doss
\$15.00	Band Shirt (Fall)	7th & 8th Grade Band Students	Spencer
\$30.00	Band Instrument Rental (school-owned)	5-8th Band Students/Per-Semester	Spencer
\$30.00	Orchestra Instrument Rental (school-owned)	5-8th Orchestra Students/Per-Year	Francis
\$15.00	Art Elective Supply Fee	5-8th Grade	Seyfert
TBD	Misc. Field Trips	Grade Level Specific	Misc.

ORHS CLASSROOM FEES

NAME OF FEE	Fees For FY 26	Proposed FY 27	Increased/ Decreased	Variance	OPT	REQUIRED	PURPOSE
Art for Photography / DE	40.00					X	Materials Fee
Art-Studio Art AP	40.00					X	Materials Fee
Art -Foundation of Art / Honors	30.00					X	Materials Fee
Art - Printmaking	60.00					X	Materials Fee
Art - Ceramics / DE Ceramics	95.00					X	Materials Fee
Art - 2D / Honors / DE	40.00					X	Materials Fee
Business - Introduction to Business	10.00					X	Materials Fee
Business - Management & Marketing	10.00					X	Materials Fee
Digital Arts -Animation and Simulation	25.00					X	Materials Fee
Engineering	25.00					X	Materials Fee
Engineering by Design	25.00					X	Materials Fee
Health Science	25.00					X	Materials Fee
Health Science - Clinical Internship	50.00					X	Materials Fee
Health Science - Nursing Education	50.00					X	Materials Fee
iSchool	25.00					X	Materials Fee
Math -Calculator (student are required to have one)						X	Self Purchased / Rent from School
Math -Calculator (all rentals will be one price)	35.00				X		TI-84 & TI-89 - Rent from School
Music - Band - Marching Shoe	35.00					X	Uniform item - If needed
Music - Band - Instrument Rental (per Semester)	20.00					X	Instrument Rental - If needed
Music - Band - Concert Shirt	20.00					X	Uniform item - If needed
Music - Band - Color Guard Fee	75.00					X	Fee - Shoes,Gloves, Uniform, Acces.
Music - Band - Color Guard Fee	40.00					X	Riffle
Music - Band - Band Fee	200.00					X	Fee
Music - Chorus - All Choirs	35.00					X	Uniform Rental
Music - Orchestra	30.00					X	Instrument Rental
ROTC	25.00					X	Materials/Supplies
Robotics/Coding/ Foundation of Tech.	25.00					X	Materials/Supplies
Science - Biology A-E	20.00					X	Lab fee
Science - Genetics	20.00					X	Lab fee
Science -Anatomy & Physiology	30.00					X	Lab fee
Science - Chemistry	20.00					X	Lab fee
Science-Chemistry AP	30.00					X	Lab fee
Science-Env. Science AP	30.00					X	Lab fee
Science - Physics CP	10.00					X	Lab fee
Science - Honors Physics CP	20.00					X	Lab fee
Science-Physics C AP	30.00					X	Lab fee
Science-Physics 1 & 2 AP	30.00					X	Lab fee
Science - STEM	20.00					X	Lab fee
Theatre Class	20.00					X	Materials Fee
Welding	25.00					X	Materials Fee

Justification:

Consolidated Funding Application (CFA)

Tennessee receives more than \$700 million each year from the U.S. Department of Education under the ESEA, as amended by the Every Student Succeeds Act (ESSA), IDEA, and the Strengthening Career and Technical Education for the 21st Century Act (Perkins V). This year Oak Ridge Schools' allocation totals \$2, 335,484.74.

The Consolidated Funding Application (CFA) must be completed by each local educational agency (LEA). It includes funding awards for the following federal programs:

- Title I, Part A
- Title I, Part A—Neglected
- Title I, Part C—Migrant
- Title I, Part D—LEA
- Title I, Part D—State Agencies
- Title II, Part A • Title III, Part A
- Title IV, Part A
- Title V, Part B, Subpart 2 (Rural and Low-Income Schools)
- IDEA (Part B, Section 611 and Section 619) The CFA must be reviewed and approved by the state education agency (SEA), the Tennessee Department of Education (the department).



Date: April 30, 2026

To: Kelly Williams, Executive Director of Teaching and Learning

From: Holly Cross, CTE Director

Subject: **Recommendation of Perkins Reserve Grant Application**

Dr. Williams,

I recommend the Oak Ridge Schools Board of Education approve the FY27 CTE Perkins Reserve Grant application in the projected amount of \$ 50,000.00. This is a competitive grant application. The proposed budget line item details are attached.

Thank you,

A handwritten signature in black ink that reads "Holly Cross". The signature is fluid and cursive.

Holly Cross

Account Number Line Item Number	71300 - Vocational Education Program	Total
730 - Vocational Instruction Equipment	50,000.00	50,000.00
Total	50,000.00	50,000.00
Adjusted Allocation		0.00
Remaining		-50,000.00



Oak Ridge Schools • 304 New York Avenue • Oak Ridge, TN 37831
(865) 425-9027 • Fax (865) 425-9061 • jcstults@ortn.edu • www.ortn.edu
Every student prepared for college, career, and life success

John C. Stults II, Executive Director of Student Services

May 18, 2026

Memorandum for FY 27 Behavioral Partnership Support Grant

- I recommend approval of the FY 27 Behavioral Partnership Support Grant
- If funded, this will reimburse Oak Ridge Schools general fund for \$50,000 in contracted behavioral services for our Board-Certified Behavior Analyst (BCBA) for FY27.
- Our BCBA works hand in hand with our staff to support our students with needs for behavior support.
- This is a new grant from TDOE for FY 27.
- Grant overview is attached.

Sincerely,

A handwritten signature in black ink, appearing to read "John C. Stults II". The signature is fluid and cursive, with a long horizontal stroke extending to the right.

John C. Stults II

History Log

Oak Ridge (012) Public District - FY 2027 - Behavioral Partnership Support - Rev 0 - History Log

Attention Needed	Date	User	Status (S)/Comment (C)	S/C
<input type="checkbox"/>	4/30/2026 3:07:03 PM	Bruce Borchers	Agreed to "By submitting this automated application, the local education agency representatives assure that the application will be authorized by the board of education of the local education agency, and the undersigned representatives have been duly authorized by formal action of the board to file this application for, and on behalf of, the local education agency, and otherwise to act as the authorized representatives of the local education agency in connection with this application. By submitting this automated application, the local education agency is acknowledging that it understands and agrees to abide by the applicable assurances attached to this application."	C
	4/30/2026 3:07:03 PM	Bruce Borchers	Status changed to 'LEA Authorized Representative Approved'.	S
	4/30/2026 1:37:11 PM	Jenifer VanDyke	Status changed to 'LEA Fiscal Representative Approved'.	S
	4/30/2026 11:00:30 AM	John Stults	Status changed to 'Draft Completed'.	S
	4/9/2026 11:14:14 AM	John Stults	Status changed to 'Draft Started'.	S
	3/31/2026 5:22:42 PM	Spencer Yonce	Status changed to 'Not Started'.	S

Allocations

Oak Ridge (012) Public District - FY 2027 - Behavioral Partnership Support - Rev 0 - Allocations

Allocation Type	(1)	Behavioral Partnership	Total
Original		\$0.01	\$0.01
Incoming Carryover		\$0.00	\$0.00
Outgoing Carryover		\$0.00	\$0.00
Reallocated		\$0.00	\$0.00
Additional		\$0.00	\$0.00
Released		\$0.00	\$0.00
Consortium		\$0.00	\$0.00
Forfeited		\$0.00	\$0.00
FER Released		\$0.00	\$0.00
Total		\$0.01	\$0.01

Oak Ridge (012) Public District - FY 2027 - Behavioral Partnership Support - Rev 0 - Behavioral Partnership Support

* LEA #

012

* LEA Name

Oak Ridge Schools

* LEA Official Address

304 New York Ave. Oak Ridge, TN 37830

* Director of School's Name

Dr. Bruce Borchers

* Director of School 's Email Address

btborchers@ortn.edu

* Director of School's Contact Phone Number

8654259011

* Unique Entity Identifier (UEI) Number

EGYUYFNQMG65

1. Please select the most appropriate response.

- a. We intend to hire a full-time BCBA and/or RBT with these funds.
- b. We intend to reimburse ourselves for contracted behavioral services.
- c. We intend to partner with a neighboring district(s) to hire a full-time BCBA and/or RBT. - Identify the partnering districts.
- d. We intend to partner with a neighboring district(s) to contract with a BCBA and/or RBT. - Identify the partnering districts.
- e. Other - Explain what they are proposing.

2. Please select the amount of funding requested through this grant application for the 2026-2027 school year. LEAs may request up to \$100,000 if you are proposing hiring a full-time BCBA and/or RBT; LEAs may request up to \$50,000 if you are proposing reimbursement for contracted behavioral services. - *Note: You will only request the amount of funding needed for FY27. You will apply for continued funding during the next fiscal year's grant application.*

- a. \$25,000
- b. \$50,000
- c. \$75,000

d. \$100,000

e. Other - Enter amount requested

3. Please select your district's current APR determination

- a. Needs Substantial Intervention
- b. Needs Intervention
- c. Needs Assistance
- d. Meets Requirements

4. Please identify the PRIMARY targeted area of focus if awarded these funds:

- a. Reducing reliance on restraint and isolation
- b. Improving LRE for students with disabilities (Indicators 5 & 6)
- c. Reducing exclusionary discipline incidents (Indicator 4)
- d. Implementing proactive positive behavioral supports via RTI-B

Other - Explain your primary targeted area of focus

5. Please identify the SECONDARY targeted area of focus if awarded these funds:

- a. Reducing reliance on restraint and isolation
- b. Improving LRE for students with disabilities (Indicators 5 & 6)
- c. Reducing exclusionary discipline incidents (Indicator 4)
- d. Implementing proactive positive behavioral supports via RTI-B

e. Other - Explain your secondary targeted area of focus

Oak Ridge (012) Public District - FY 2027 - Behavioral Partnership Support - Rev 0 - Behavioral Partnership Support

The Behavioral Partnership Support grants are intended to address critical gaps in supporting students with disabilities who have complex behavioral needs. Your grant application should include the necessary data and support to compel reviewers to fund your proposal. Data can include, but is not limited to, number of students with disabilities with FBAs/BIPs, number of restraint and isolation incidents, significant disproportionality status in discipline, indicator 4 status, or any other meaningful data available. You may also consider addressing the number of FBAs/BIPs or restraint/isolation incidents in relation to your demographics and size.

1. Based on your selection of the primary targeted area of concern (e.g., reducing reliance on restraint and isolation, improving LRE for students with disabilities (indicators 5&6), reducing exclusionary discipline incidents (indicator 4), implementing proactive positive behavioral supports via RTI-B, or other), discuss your LEA's data to support receipt of these grant funds. Consider including your root cause analysis and needs assessment data. Keep in mind that the narrative should be data-driven, student-focused, and aligned with your LEA's goals and annual plan.

The BCBA and RBT are currently supporting 7 general education students through targeted behavioral interventions. Of these students, 2 have a formal Behavior Intervention Plan in place, while 5 additional students are being actively monitored and supported through early intervention strategies without a formal plan at this time. Notably, 6 of the 7 students (86%) are in Pre-K or Kindergarten, indicating that the majority of general education behavioral support is occurring at the earliest grade levels. This reflects a proactive, prevention-focused approach, where supports are implemented early to address emerging behaviors, reduce the need for more intensive interventions later.

In addition to direct student support, the BCBA and RBT have consulted with and supported 12 general education teachers, providing coaching and problem-solving around classroom behavior management and individual student needs. They have also delivered building-level professional development in two schools, expanding the impact beyond individual students to strengthen staff capacity and promote consistent, proactive behavior practices across classrooms. Collectively, this work demonstrates a multi-tiered approach that combines direct intervention, early monitoring, and staff development to improve outcomes for general education students.

If grant funding is approved, the grant funds will only be used to support the BCBA that is supporting special education students. The district general fund will be used for behavior supports for general education students at that point.

2. Based on your selection of the secondary targeted area of concern (e.g., reducing reliance on restraint and isolation, improving LRE for students with disabilities (indicators 5&6), reducing exclusionary discipline incidents (indicator 4), implementing proactive positive behavioral supports via RTI-B, or other), discuss your LEA's data to support receipt of these grant funds. Consider including your root cause analysis and needs assessment data. Keep in mind that the narrative should be data-driven, student-focused, and aligned with your LEA's goals and annual plan.

Currently, 63 identified students with disabilities have a Functional Behavior Assessment and Behavior Intervention Plan as part of their IEP, including 1 PreK student. Of these students, 6 are being supported through the alternative school setting, while 19 participate in emotional support classes at their home schools. This means that approximately 70% of students requiring formal behavior intervention supports are being served within their home school setting, reflecting the district's continued focus on maintaining students in the least restrictive environment while providing targeted, individualized behavioral supports.

Across grade levels, the distribution remains consistent, with 22 elementary students, 20 middle school students, and 20 high school students, in addition to the 1 PreK student. This balanced distribution across all grade spans highlights that behavioral support needs are present across the full continuum and reinforces the importance of having layered systems of support, including BCBA and RBT services, available at every level to proactively address student needs and reduce the need for more restrictive placements.

The BCBA and RBT are actively supporting 44 students with disabilities who currently have a Behavior Intervention Plan, representing a significant portion of the total identified need. In addition to direct student support, they are providing ongoing consultation and coaching to 23 special education teachers to ensure fidelity of BIP implementation and strengthen behavior support practices across classrooms. They have also provided targeted support to new elementary CDC

teachers, specifically in the areas of classroom organization and behavior management, building staff capacity at the classroom level.

Collectively, this reflects a comprehensive, multi-tiered approach that includes direct intervention, staff coaching, and classroom systems support to improve outcomes for students with the most intensive behavioral needs while strengthening overall program effectiveness.

3. What barriers (e.g., fiscal, logistical, staffing, etc.) have you encountered in providing intensive behavioral support in the past?

One of the primary barriers to providing intensive behavioral support has been the fiscal responsibility required to sustain these services. The 2024-2025 school year marked the district's first experience contracting with a BCBA, representing a significant initial investment. During that same year, the district also contracted with an outside agency to expand support; however, the level and consistency of services provided did not meet the needs of our students or staff.

In the current school year, the district has shifted to contracting both a BCBA and an RBT, which has resulted in significantly improved outcomes, including more consistent implementation of behavior supports, increased staff coaching, and more immediate response to high-need situations. Despite this progress, the demand for behavioral support continues to exceed available capacity, and the district is not yet able to fully meet all identified needs across schools. This has been particularly evident during the budget development process, where maintaining both positions has required ongoing justification due to the associated costs.

An additional barrier is the increasing number of students demonstrating significant behavioral needs at the Pre-K and Kindergarten levels. These early learners often require intensive, real-time behavioral intervention throughout the school day, which places a strain on available personnel and limits the ability to scale support across multiple classrooms and schools simultaneously.

Collectively, these barriers highlight the challenge of balancing fiscal constraints with the growing need for intensive, early behavioral intervention, as well as the importance of sustaining dedicated BCBA and RBT support to effectively serve students and build staff capacity across the district.

4. Discuss short-term and long-term goals related to how these funds will improve outcomes for students with disabilities.

Short-Term Goals (Next 1 Year):

Sustain the current BCBA and RBT positions to ensure continuity of services and maintain progress made in behavior support systems. Prioritize support for students with the most intensive needs, particularly at the Pre-K and early elementary levels, while continuing to build staff capacity through coaching, modeling, and targeted professional development. Strengthen Tier I and Tier II practices across schools to reduce the number of students requiring intensive interventions.

Long-Term Goals (2-3+ Years):

Establish a stable, district-wide behavioral support model that includes permanent BCBA and RBT positions rather than contracted services. Expand capacity to ensure equitable access to behavioral support across all schools and grade levels. Continue to build internal expertise by training staff in proactive behavior strategies and BIP implementation, resulting in fewer students requiring intensive supports over time. Ultimately, reduce reliance on more restrictive placements by strengthening early intervention and maintaining students in the least restrictive environment.

5. Discuss your plan of implementation (consider including how you will hire or contract with a BCBA or RBT, identify roles and responsibilities, provide oversight, determine priorities, and monitor progress).

The district will continue contracting with a Board Certified Behavior Analyst (BCBA) and Registered Behavior Technician (RBT) for the upcoming school year, pending board approval of funding. Maintaining continuity with the current providers is a priority, as they are already familiar with district systems, student needs, and staff, allowing for immediate and effective service delivery.

A tiered behavior support system is in place across the district to guide access to services and ensure appropriate allocation of resources. This system clearly defines levels of behavioral need and outlines who to contact at each tier, allowing school teams to respond efficiently and consistently. For more intensive concerns, teachers complete a BCBA request form, which requires principal approval prior to initiating services. This process ensures that referrals are intentional, documented, and aligned with building-level needs.

Once a referral is approved, the BCBA and RBT collaborate with school teams to determine next steps. When appropriate, they work in coordination with the school psychologist to obtain consent and initiate the Functional Behavior Assessment (FBA) and Behavior Intervention Plan (BIP) process. The BCBA leads

the development of FBAs and BIPs, attends IEP meetings, and ensures that plans are individualized, data-driven, and aligned with student needs. The BCBA and RBT also provide all necessary materials, modeling, and staff training to support consistent and effective implementation of BIPs.

In addition to assessment and planning, the BCBA and RBT provide real-time, intensive behavioral support in classrooms when high-need situations arise. They also offer ongoing consultation and coaching to both special education and general education staff to strengthen classroom management and proactive behavior strategies.

Oversight is provided through weekly meetings with the Director of Special Education, during which priorities are reviewed, student needs are discussed, and services are adjusted as needed. The BCBA and RBT maintain a running log of all students they are supporting-whether through direct intervention, observation, or consultation-which is used to monitor service delivery, track trends, and ensure equitable access across the district.

Priorities for service delivery are determined based on level of need, with a focus on students with active BIPs, those being considered for more restrictive placements, and early learners demonstrating significant behavioral concerns. Progress is monitored through ongoing data collection within FBAs/BIPs, staff feedback, and review of behavioral outcomes, allowing the district to continuously refine supports and ensure positive outcomes for students with disabilities.

6. How will your LEA ensure the long-term and short-term goals are achieved? If unsatisfactory progress is being made, what steps will your LEA take?

The LEA will ensure goals are achieved through ongoing data monitoring and regular oversight. The BCBA and RBT track student progress through BIP data and maintain a service log, which is reviewed weekly with the Director of Special Education to adjust supports and priorities as needed. The district will also monitor trends such as reductions in behavior incidents, increased time in the general education setting, and progress toward IEP goals.

If progress is not satisfactory, the LEA will take immediate action by revising FBAs and BIPs, increasing BCBA/RBT support, and providing additional staff coaching to improve implementation. The IEP team will reconvene as needed to review data and adjust services. Resources and priorities may also be reallocated based on student and school needs to ensure appropriate support.

7. Discuss your plan to sustain this work post-grant award.

Oak Ridge Schools took initiative at the beginning of the 2024-2025 school year to contract with a BCBA to address increasing student behavioral needs and the additional FBA/BIP requirements resulting from state board rule. During the current school year, the district expanded this support by adding a contracted RBT, which has strengthened service delivery and improved the district's ability to respond to student needs in real time.

To sustain this work beyond the grant period, the district is committed to maintaining BCBA and RBT support despite ongoing budget constraints. While funding for these positions has been challenged during the current budget cycle, the demonstrated impact on student outcomes and staff capacity has reinforced their necessity.

The district's long-term goal is to transition these roles from contracted services to permanent district positions. This shift will provide greater stability, allow for deeper integration into district systems, and ensure consistent, sustainable behavioral support for students and staff. Through continued data collection, demonstration of impact, and strategic budget planning, the LEA will work to prioritize and embed these positions as a permanent part of the district's support structure.

Budget

Oak Ridge (012) Public District - FY 2027 - Behavioral Partnership Support - Rev 0 - Behavioral Partnership Support

Indirect Cost Guide	
Total Allocation	\$0.01
Existing Budget In Categories Not Eligible for Indirect Cost	\$0.00
Total Available for Budgeting In Categories Eligible for Indirect Cost and Indirect Cost	\$0.00
Indirect Cost Rate	6.83%
Max Available Budget In Categories Eligible for Indirect Cost	\$0.00
Max Indirect Cost	\$0.00

Account Number	Total
72130 - Other Student Support	\$0.01
99100 - Transfers Out	\$0.00
Total	\$0.01
Adjusted Allocation	\$0.01
Remaining	\$0.00

Budget Detail

Oak Ridge (012) Public District - FY 2027 - Behavioral Partnership Support - Rev 0 - Behavioral Partnership Support

72130 - Other Student Support - \$0.01 ▼

Budget Detail	Narrative Description
<p>Account Number: 72130 - Other Student Support</p> <p>Line Item Number: 312 - Contracts with Private Agencies</p> <p>Optional Program Code:</p> <p>Location Code: Oak Ridge (012)</p> <p>Quantity: <input type="text" value="1.00"/></p> <p>Cost: <input type="text" value="\$0.01"/></p> <p>Line Item Total: <input type="text" value="\$0.01"/></p>	<p>Oak Ridge Schools currently contracts for 1 behavior specialist and 1RBT to support special education education students with behavior needs. We are requesting 50k reimbursement for a portion of next year's contract as next year we are moving to contract for 2 BCBA's to offer a higher level of support for our students and teachers in their ever growing need. This 50k reimbursement would help cover a portion of the cost that is estimated to be close to 200k next year.</p>
<p>Total for 72130 - Other Student Support: <input type="text" value="\$0.01"/></p>	
<p>Total for all other Account Numbers: <input type="text" value="\$0.00"/></p>	
<p>Total for all Account Numbers: <input type="text" value="\$0.01"/></p>	
<p>Adjusted Allocation: <input type="text" value="\$0.01"/></p>	
<p>Remaining: <input type="text" value="\$0.00"/></p>	

Budget Overview

Oak Ridge (012) Public District - FY 2027 - Behavioral Partnership Support - Rev 0 - Behavioral Partnership Support

Indirect Cost Guide	
Total Allocation	\$0.01
Existing Budget In Categories Not Eligible for Indirect Cost	\$0.00
Total Available for Budgeting In Categories Eligible for Indirect Cost and Indirect Cost	\$0.00
Indirect Cost Rate	6.83%
Max Available Budget In Categories Eligible for Indirect Cost	\$0.00
Max Indirect Cost	\$0.00

Filter by Location: ▼

Account Number	72130 - Other Student Support	Total
Line Item Number		
312 - Contracts with Private Agencies	0.01	0.01
Total	0.01	0.01
	Adjusted Allocation	0.01
	Remaining	0.00

Assurances

Oak Ridge (012) Public District - FY 2027 - Behavioral Partnership Support - Rev 0 - Behavioral Partnership Support

Board Certified Behavioral Analysis (BCBA) Mini Grants

CBA Mini-Grant (FY27) ASSURANCES

An authorized Grantee representative must sign below to indicate approval of the contents of the Grantee application and these Assurances for the BCBA Mini-Grants (FY27).



The undersigned authorized representative hereby applies for the program funds requested in the application on behalf of the identified local education agency ("LEA") or the Tennessee Public Charter School Commission ("Commission") (collectively the "Grantee"). These Assurances, together with all application information submitted by the Grantee, constitute the "Grant Contract."

* The Grantee hereby agrees to the following Assurances:

1. The Grantee shall use discretionary grant funds only for the benefit of students with identified disabilities who are eligible for or are receiving special education services.
2. The Grantee understands that grants are funded for one (1) year only, July 1, 2026 - June 30, 2027, and that Grantees must reapply annually if continued funding is desired.
3. The Grantee intends to continue this program if proven successful when discretionary grant funds are no longer available.
4. The Grantee shall set up Grant funds in a federal IDEA sub-fund on or before July 1, 2026. The Grantee's grant budget shall not deviate from the State-approved budget. The Grantee shall properly code Grant expenditures to the appropriate federal sub-fund.
5. The Grantee shall ensure that funding awarded through this Grant is used to directly support grant activities. Additionally, funds provided under IDEA will be used to pay the excess cost of providing special education and related services to children with disabilities; shall be used to supplement the State, Local, and Federal funds and NOT to supplant such funds.
6. The Grantee shall use the grant funds to employ or contract with at least one (1) board certified behavior analyst (BCBA) to provide behavioral support. The Grantee shall ensure that employed or contracted BCBAs maintain active and current licenses as required by the Behavior Analyst Certification Board, the Tennessee Department of Health, and the Tennessee Applied Behavioral Analyst Licensing Committee for the duration of the Grant.

State of Tennessee Assurances

* The LEA has attached a signed copy of the full assurances in the related document assurance link found below.


Documents		
Type	Document Template	Document/Link
(Behavioral Partnership Support) Assurances [Upload at least 1 document(s)]	 (Behavioral Partnership Support) Assurances	 BCBA mini_grant assurances

Oak Ridge (012) Public District - FY 2027 - Behavioral Partnership Support - Rev 0 - Behavioral Partnership Support Checklist

Checklist cannot be viewed while the application is under review.

New Applicant Summary

Oak Ridge (012) Public District - FY 2027 - Behavioral Partnership Support - Rev 0 - New Applicant Summary

Grant Name	Applicant Name	Application Number	Budget Amount	Applicant Score
Behavioral Partnership Support	Oak Ridge	30	\$0.01	Not Assigned 

Oak Ridge Board of Education

Monitoring: Review: Annually, in October	Descriptor Term: <h2 style="text-align: center;">Insurance Management</h2>	Descriptor Code: <h3 style="text-align: center;">3.600</h3>	Issued Date: <u style="color: red;">05/26/26</u> <del style="color: red;">04/24/23
		Rescinds: <h3 style="text-align: center;">3.600</h3>	Issued: <u style="color: red;">04/24/23</u> <del style="color: red;">08/27/18 <del style="color: red;">11/24/14 <del style="color: red;">05/27/08

1 The insurance program shall provide coverages in a minimum of the following broad categories:

- 2 1. Property: Buildings and contents against fire, extended coverage, vandalism and malicious
3 mischief, boiler and machinery explosion; and vehicles;
- 4 2. Liability: Board members, Superintendents of Sschools, ~~and~~ employees resulting from
5 discharging their duties, and students participating in work-based learning.¹
- 6 3. Worker's compensation; and
- 7 4. Fidelity: Blanket bond and fiscal agent's bond as required by state law. ~~statute.~~²

8 The Superintendent/designee shall continually review the insurance program to ensure that adequate
9 protection is being provided at a reasonable price.

10 GROUP HEALTH

11 *Licensed Employees*

12 The Board may provide group health insurance for all full-time employees.³² The school system shall
13 pay a portion of the premium for both individual and family coverage for all full-time licensed employees
14 participating in the school system approved health insurance program. For other than full-time
15 employees, the system support of the premium will be made on a prorated basis relative to the
16 employee's percentage of employment if the employee elects to participate. Each year the Board of
17 Education determines the amount of support for the individual or family premium. The difference
18 between the total cost of the premium and board support will be paid by the employee through payroll
19 deduction.

20 The Superintendent/designee shall develop procedures to ensure the privacy of HIPPA protected
21 information.⁴³

22 Licensed employees covered under this section who elect to ~~take early retirement~~ and who meet State
23 of Tennessee Benefits Administration ~~TCRS~~ criteria for continuing group insurance coverage at

1 retirement may also request to participate in the Oak Ridge Schools health insurance reimbursement
2 program. The program includes two options.

4 Option I

5 Licensed employees may elect to retire at age sixty (60) if that age is reached prior to the commencement
6 of the next contract year. Any staff member who meets this age requirement, has completed five (5)
7 years of service with Oak Ridge Schools, and states in writing to the Superintendent by the 1st day of
8 March that he or she will retire at the end of the school year or at least three (3) months prior to a
9 retirement date during the school year - may elect to participate in the Oak Ridge Schools health
10 insurance reimbursement program. Under the reimbursement program, Oak Ridge Schools will
11 reimburse the retiree's out-of-pocket health insurance premium costs in the same percentage as the
12 system supports an active employee electing individual coverage until the retiree reaches age sixty-five
13 (65). The purpose of the program is to afford insurance coverage, not financial remuneration for retirees.
14 In no instance will the system reimburse the retiree more than the premium support provided for an
15 active employee electing individual coverage.

16 Option II

17 Licensed employees reaching fifty-five (55) years of age or twenty-five (25) years of creditable service
18 in the Tennessee Consolidated Retirement System may, after ten (10) years of creditable service in the
19 Tennessee Consolidated Retirement System, elect to take early retirement. Any staff member meeting
20 TCRS early retirement criteria, -who has served completed ten (10) years of service with in the Oak
21 Ridge Schools, and who states in writing to the Superintendent by the 1st day of March that he or she
22 will retire at the end of that school year - or at least three (3) months prior to a retirement date during the
23 school year - may elect to participate in the Oak Ridge Schools health insurance reimbursement program.
24 Under the reimbursement program, Oak Ridge Schools will reimburse the retiree's out-of-pocket health
25 insurance premium costs in the same percentage as the system supports an active employee electing
26 individual coverage for the first five (5) consecutive years following retirement. The purpose of the
27 program is to afford insurance coverage, not financial remuneration for retirees. In no instance will the
28 system reimburse the retiree more than the premium support provided for an active employee electing
29 individual coverage.

30 The Superintendent may waive the notification deadline in instances of serious personal illness when a
31 physician certifies that retirement is necessary or based on extenuating circumstances that could not have
32 been anticipated in advance.

33 Any employee (or his/her eligible dependents) retiring or leaving the employ of the Oak Ridge Schools
34 who meets the eligibility requirements of the federal COBRA legislation may be provided extended
35 coverage under the group health plan consistent with state and federal regulations.

36 ***Support Employees***

37 The school system shall pay a portion of the premium for both individual and family coverage for full-
38 time support staff employees who choose and are eligible to participate in the state group health
39 insurance programs. Each year the Board of Education determines the amount of support for the

1 individual and family premium. The difference between the total cost of the premium and board support
2 will be paid by the employee through payroll deductions. Any employee (or his/her eligible dependents)
3 leaving the employ of the Oak Ridge Schools who meets the eligibility requirements of the federal
4 COBRA legislation may be provided extended coverage through the state group health program.

5 Support staff employees covered under this section who elect to take early retirement and who meet
6 TCRS criteria for continuing group insurance coverage at retirement may also request to participate in
7 the Oak Ridge Schools health insurance reimbursement program. The program includes the following
8 criteria:

9 Support staff employees who have 25 years of service at Oak Ridge Schools may elect to retire at age
10 sixty (60) if that age is reached prior to the commencement of the next contract year. Any staff member
11 who meets this age requirement and states in writing to the Superintendent by the 1st day of March that
12 he or she will retire at the end of the school year – or at least three (3) months prior to a retirement date
13 during the school year - may elect to participate in the Oak Ridge Schools health insurance
14 reimbursement program. Under the reimbursement program, Oak Ridge Schools will reimburse the
15 retiree’s out-of-pocket health insurance premium costs in the same percentage as the system supports an
16 active employee electing individual coverage until the retiree reaches age sixty-five (65). The purpose
17 of the program is to afford insurance coverage, not financial remuneration for retirees. In no instance
18 will the system reimburse the retiree more than the premium support provided for an active employee
19 electing individual coverage.

20 **GROUP TERM LIFE INSURANCE**

21 The school system shall provide a group term life insurance program for all full-time licensed and
22 support employees who choose to participate. The annual cost of the individual premium will be paid by
23 the Oak Ridge Schools. Optional term life insurance is also available for those employees who choose
24 to participate. Cost for the optional insurance is borne by the employee.

25 **GROUP DENTAL AND VISION INSURANCE**

26 The school system shall provide group vision and dental insurance for all full-time licensed and support
27 employees who elect to participate. The Board of Education approves coverage providers. The cost of
28 individual coverage will be borne by Oak Ridge Schools. Additional cost for family coverages are borne
29 by the employee.

30 **SECTION 125 – FLEXIBLE BENEFITS**

31 The school system provides all licensed and support employees the opportunity to participate in a Section
32 125 (flexible benefits) plan at no cost. This allows employees to pay their share of contributions for
33 benefits coverage in a tax-effective manner. Three (3) options are available in the Oak Ridge Schools
34 Section 125 Plan:

- 35 A. Premium Coverages – This allows employees to make any health, family dental or vision
36 insurance premium payments on a before-tax basis.
- 37 B. Medical Reimbursement – This allows eligible expenses not covered by group medical programs
38 (i.e. deductibles, co-insurance, vision or dental expenses) to be paid with before tax dollars.

1 Employees estimate expense totals and contribute that amount of pre-tax pay to a reimbursement
2 account.

3 C. Dependent Care Reimbursement – This allows reimbursement for child and elder care in the
4 same manner as medical reimbursement.

5 ANNUITIES ⁵⁴

6 Board approved companies for tax-sheltered annuities shall be maintained in the Human Resources
7 Office.

8 Changes to the list of Board approved companies shall be considered on written request, ~~with a total of~~
9 ~~six company's maximum on the list at any one time.~~

10 Written request for a change in annuity deductions amount shall be reported to the payroll office on or
11 before the first day of the month in which such change is to be effective.

TCRS

Licensed Employees

All new full-time licensed personnel employed by the Oak Ridge Schools on regular contract shall be required to become members of the Tennessee Teachers' Consolidated Retirement System. Temporary, interim and part-time licensed personnel have the option of joining the system.

Support Employees

All full-time support personnel shall automatically become members in the Tennessee Consolidated Retirement System following the mandatory waiting period, if applicable. Effective July 1, 1977, all support staff employed on less than a full-time basis are denied membership in the Tennessee Consolidated Retirement System until such time as they become full-time employees. The mandatory waiting period begins upon commencement of full-time status.

Legal References

1. [TCA 49-11-902](#)
2. [TCA 49-2-102; TCA 8-19-101](#)
3. [Public Acts of 2018, Chapter No. 991 TCA 49-2-209](#)
4. [45 CFR § 164.306 TCA 49-2-209](#)
5. [TCA 49-2-208 45 CFR § 164.306, 164.316](#)
6. [TCA 49-2-208](#)

Cross References

- Payroll Procedures 2.802
Work-Based Learning 4.211



Oak Ridge

SCHOOLS

Maintenance and Operations

OFFICE OF MAINTENANCE AND OPERATIONS

DATE: May 11, 2026

TO: Jen Laurendine, Executive Director of School Leadership

FROM: Allen Thacker, Director of Maintenance and Operations

SUBJECT: Purchase of Maintenance Fleet Vehicle

Ms. Laurendine,

I recommend that the Oak Ridge Schools Board of Education approve the purchase of a replacement fleet vehicle from Landers McLarty Chrysler Dodge Jeep Ram of Huntsville, Alabama, in the amount of **\$47,794.00**. This vehicle will replace one of the Maintenance fleet trucks. The current truck is a 2001 model and has surpassed its recommended service life by 15 years. The current truck is experiencing increasing mechanical issues and remains essential to supporting our district's facility maintenance needs.

The bid process was conducted in accordance with state guidelines, and three vendors submitted proposals. Funding for this purchase will be provided through **72620-718 Motor Vehicles**.

Thank you for your consideration,

Allen Thacker

Director of Maintenance and Operations

Maintenance Office

100 Woodbury, Oak Ridge, TN 37830

(865) 425-3171

www.ortn.edu



COPY

**Business
Department**
School Administration Building
304 New York Ave
Oak Ridge, Tennessee 37830
Phone (865) 425-9005
Fax (865) 425-9060

Request for Proposal

Description of items/services requested:

The Oak Ridge Schools Board of Education is soliciting proposals for service trucks for our Maintenance Department (**RFP 26-003**) **2026 Fleet Trucks for Maintenance.**

General Requirements:

Proposals, bids, or responses will be accepted by the Oak Ridge Schools Business Department no later than **2:00 PM EDT, March 11, 2026.** Every document must be enclosed in an envelope clearly marked as a bid document. Two full copies of the proposal must be submitted each with original signatures on both Bid Forms (included in this packet). Any response, bid, or proposal received after the above deadline shall be considered late, and will not be opened or considered. Bid prices must be valid for no less than sixty (60) days from the date of the bid.

All documents shall be submitted to the following address:

Mary Ann Riley, Purchasing Specialist
Re: Fleet Trucks for Maintenance
(RFP 26-003)
Oak Ridge Schools
304 New York Ave
Oak Ridge, TN 37830

SPECIFICATIONS:

Oak Ridge Schools is looking to purchase two separate trucks which will be clearly stated. You may bid on both or only one.

The vehicle bid specifications are based on Ford specifications. Equivalents will be considered.

Item 1:

2026 4x4 Gas Crew Cab Pickup Truck with Tow Package

(Ford F-150 XLT or Equal)

- ✓• Model Year: **2026**
- ✓• Make/Model: **Ford F-150 XLT Crew Cab 4x4**, or equivalent model meeting or exceeding all listed specifications
- ✓• Color: **White** (factory OEM white paint)
- ✓• **Gasoline engine** required
- ✓• Minimum **V6 gasoline engine** (Ford 2.7L EcoBoost or larger OR equivalent "or equal")
- ✓• Minimum **300 horsepower** and **350 lb-ft torque**
- ✓• OEM heavy-duty cooling system recommended
- ✓• **Automatic transmission**, minimum 10-speed (or current OEM equivalent)
- ✓• **Selectable drive modes** including tow/haul mode
- ✓• **4-Wheel Drive (4x4)** with electronic shift-on-the-fly
- ✓• Standard or upgraded **off-road capable suspension**

- ✓• Power steering
- ✓• Four-wheel power disc brakes with ABS
- ✓• All-terrain or highway-rated tires, load-rated for vehicle's GVWR
- ✓• Full-size spare tire and wheel
- ✓• **Crew Cab (4 full doors)** with seating for **5 or 6** passengers
- ✓• Cloth or heavy-duty vinyl seats
- ✓• Vinyl floor (~~cloth~~ **Carpeted Floor**)
- ✓• Air conditioning and heater/defroster
- ✓• **Power windows and door locks**
- ✓• **Remote keyless entry**
- ✓• **Backup camera**, integrated with infotainment screen
- ✓• Factory infotainment system with:
 - ✓• AM/FM
 - ✓• Bluetooth hands-free
 - ✓• Rear-camera display
- ✓• Tilt/telescoping steering wheel
- ✓• 12V outlet(s) and USB/USB-C ports
- ✓• Factory floor mats
- ✓• Electronic Stability Control (ESC)
- ✓• Traction Control
- ✓• Airbags: front, side, and curtain as OEM standard

- ✓ • Tire Pressure Monitoring System (TPMS)
- ✓ • Rearview camera
- ✓ • Daytime running lamps
- ✓ • OEM **Factory Tow Package**, including at minimum: *std feature w/build*
 - ✓ ○ Class IV or better hitch receiver
 - ✓ ○ **7-pin trailer wiring connector** (and 4-pin if OEM provides)
 - ✓ ○ **Integrated trailer brake controller**
 - ✓ ○ **Trailer sway control**
 - ✓ ○ Transmission and engine cooling appropriate for towing
 - ✓ ○ Tow/haul drive mode
- ✓ • Vendor must provide OEM tow rating documentation for the offered configuration
- ✓ • Factory white paint
 - Black appearance package acceptable *(didn't build w/ Blk appearance)*
- ✓ • LED, halogen, or OEM standard headlights
- ✓ • Factory-installed bed lighting
- ✓ • Standard 5.5-ft bed
- ✓ • Spray-in bedliner
- ✓ • OEM 12V power system
- ✓ • All auxiliary equipment professionally fused and wired
 - Upfitter switches *(Not available)*
- ✓ • Full OEM warranty package, not less than:
 - ✓ ○ **3-year/36,000-mile** bumper-to-bumper
 - ✓ ○ **5-year/60,000-mile** powertrain *5-year/100,000 powertrain*
 - ✓ ○ **5-year roadside assistance** (or current OEM standard)
- ✓ • Vehicle must arrive **fully operational**, cleaned, with minimum ¼ tank of fuel
- ✓ • Include:
 - ✓ ○ Window sticker
 - ✓ ○ Manufacturer's certificates
 - ✓ ○ Owner's manuals
 - ✓ ○ Two (2) key fobs
 - ✓ ○ Warranty documentation

(No Bid)

Item 2:

2026 4x4 Gas Crew Cab Service Truck with Service Body, Keyless Locking & Inverter

(Ford F-350 XL or equal)

- **Make/Model/Year:** 2026 Ford F-350 XL Super Duty Crew Cab 4x4,
 - **Dual Rear Wheel (DRW)**, minimum **GVWR 11,500 lb**
- **Wheelbase:** Appropriate for selected service body (typically 160–176 in). Vendor to match wheelbase to body; no frame stretching unless pre-approved.
- **Color:** **Oxford White** (or OEM standard white).

- **Engine:** OEM **gasoline V8**, minimum **6.8L** displacement (or current OEM gasoline V8 for 2026 MY) producing no less than **300 hp** and **400 lb-ft** torque.
- **Fuel System:** Unleaded gasoline, **minimum 34-gal tank** (larger/twin tanks acceptable).
- **Transmission:** OEM **10-speed automatic** (or current OEM heavy-duty automatic) with tow/haul mode.
- **Cooling:** Heavy-duty engine and transmission cooling, suitable for towing per Section 2.6.
- **Emissions:** Compliant with all applicable **EPA** and **state** emissions requirements at delivery location.

- **Drive:** **4x4 (4WD)** with electronic or manual shift-on-the-fly transfer case; **low range required**.
- **Axles:** Heavy-duty front & rear axles sized to GVWR; **limited-slip or locking rear differential**.
- **Suspension:** Heavy-duty springs and shocks appropriate to GVWR and body.
- **Brakes:** 4-wheel power disc brakes with ABS.
- **Steering:** Power steering.
- **Tires/Wheels:** All-terrain or all-season tires, speed/load rated to GVWR; full-size spare tire and wheel.

- **Seating:** Crew cab (4 full doors), seating for **5–6**; heavy-duty vinyl seats (easy-clean).
- **Flooring:** Vinyl/rubber easy-clean floor.
- **Climate:** Air conditioning and heater/defroster.
- **Infotainment:** OEM AM/FM with Bluetooth® hands-free, backup camera display.
- **Power Group:** Power windows, power locks, remote keyless entry.
- **Lighting:** Dome/map lights; exterior cargo lamp.
- **Upfitter Switches:** Minimum **4** factory upfitter switches (or equivalent fused switch provisions).

- Backup camera (integrated).
- Trailer brake controller (integrated).
- Electronic Stability Control and Traction Control.

- Tire Pressure Monitoring System (TPMS).
- Airbags per OEM standard.
- Daytime running lamps.

- **Factory OEM towing package** required, sized to engine/axle ratio.
- **Receiver Hitch:** Class IV (SRW) or Class V (DRW/heavy spec) with **2.5" receiver** and **2" reducer**.
- **Trailer Wiring:** 7-pin RV blade and 4-pin flat connectors.
- **Trailer Brake:** Integrated trailer brake controller.
- **Tow/Haul Mode** and transmission/oil coolers.
- **Minimum Conventional Tow Rating:** Provide OEM rating sheet for the offered configuration (must meet or exceed **12,000 lb** conventional for SRW; **15,000 lb** for DRW; or current OEM rating if higher).
- **Rear Camera/Aim:** Backup camera must remain functional post-upfit.

- **On-Board Inverter: 120V AC pure sine wave inverter** suitable for charging cordless/battery-powered tools.
 - **Continuous Output:** $\geq 1,000$ W continuous (**1.5–2.0 kW** preferred).
 - **Peak Output:** $\geq 2,000$ W.
 - **Outlets:** Minimum **(2) GFCI-protected 120V receptacles** mounted in a weather-protected location on the service body, plus **(1) interior 120V outlet** in a curb-side compartment.
 - **Protection:** GFCI, overload, short-circuit, and low-voltage cut-off.
 - **Integration:** Properly fused connection to vehicle electrical system with dedicated battery protection; labeled disconnect switch; comply with **NEC** best practices for vehicle upfits.
 - **Charging Use Case:** Vendor must certify suitability for charging typical 18–60V lithium-ion tool batteries and chargers (Milwaukee/DeWalt/Makita or similar).
 - **Optional (alternate add):** 12V-to-120V inverter with **idle-up** integration and/or **secondary AGM/Deep-cycle auxiliary battery** with automatic charge relay. Provide add/alt pricing.

- **Type: 8'–9' utility/service body** compatible with crew cab wheelbase and selected GVWR; body must not exceed axle ratings or compromise OEM ratings.
- **Construction:** Heavy-gauge steel (or aluminum "or equal"), fully seam-welded; reinforced floor; corrosion-resistant primer and **white** topcoat matched to cab.
- **Compartments:**
 - **Both sides:** minimum **3 vertical compartments per side** (front tall, middle, rear) plus full-width tailgate/work surface.
 - **Shelving:** Adjustable shelves with dividers in all vertical compartments.
 - **Top Lids (optional):** Flip-top bins or open top with removable trays on request—vendor to confirm.
 - **Rear Work Surface:** Slam-action tailgate or equivalent; anti-skid surface.

- **Lighting & Compliance:** LED marker, stop/turn/tail; backup lights; DOT/SAE compliant; reflectors as required.
- **Bumper:** Heavy-duty step bumper compatible with tow receiver; anti-skid surface.
- **Bed/Deck:** Non-skid treadplate or spray-in liner on cargo floor and bumper steps.
- **Tie-downs:** Minimum 4 tie-downs in cargo area.
- **Ladder/Material Racks:**
 - **Include** removable or fixed **over-cab ladder/material rack**, 1,000 lb minimum distributed capacity.
 - Tie-down rings and front stop.
 - Rack must not interfere with cab roof antenna or third brake light camera view.
- **Compartment Lighting:** LED strip or puck lighting in all compartments, switched with door activation where feasible.
- **Weatherproofing:** Automotive bulb or D-bulb seals, drip rails, stainless hinges, and latches.
- **System: Centralized, keyless power locking** on all service body compartment doors, integrated with the truck's **remote key fob** where feasible.
- **Controls:** Lock/unlock via OEM remote and an **external master keypad** or **master switch** on the body.
- **Indicators:** Visual/audible confirmation (e.g., flash or chirp) acceptable if compliant with local ordinances.
- **Security:** Stainless steel paddle latches or equivalent; shielded linkages; all cylinders keyed alike; provide **(3) keys** and remote fobs.
- **Fail-Safe:** Manual key override for all doors.
- Use **factory upfitter switches** where possible; otherwise provide labeled, fused switch bank in cab.
- All added circuits **fused/breakered**, loomed, and supported; wiring diagrams to be provided at delivery.
- **Battery Protection:** Low-voltage cutoffs or auxiliary battery recommended for inverter loads.
- **Grounding:** Star-ground or OEM-approved grounding; no paint-through grounds.
- **Tow Hooks:** Front tow hooks.
- **Mudflaps:** Behind rear wheels.
- **Fire Extinguisher & First Aid Kit:** 2.5 lb ABC fire extinguisher w/ bracket; basic ANSI first aid kit mounted in cab.
- **Triangle Kit:** DOT reflective triangle kit.
- **Floor Mats:** Heavy-duty front/rear mats.
- **Owner's Docs:** Operator manuals for truck, service body, inverter, and locking system.
- Vendor must state **GVWR, GAWR (front/rear)**, curb weight (post-upfit), and **payload**.
- Vendor must state **conventional** and **weight-distributing** tow ratings for the exact configuration.

- Service body weight and center-of-gravity must not exceed OEM limits; documentation required.
- **Cab:** OEM e-coat and paint.
- **Body:** Zinc-rich primer and two-component urethane topcoat **white** to match cab (or OEM white powder coat).
- **Hardware:** Stainless steel hinges/fasteners where exposed; cavity wax/rustproofing in seams.
- **Warranty:** Minimum **5-year perforation** on body (or manufacturer standard if longer).
- **FMVSS, SAE, DOT** lighting compliance.
- **OSHA** considerations for safe access and egress.
- Electrical work per **NFPA/NEC** best practices for vehicle upfits.
- **EPA/state emissions** compliance at delivery.
- **Title/Registration:** Must be eligible for titling/registration in **Tennessee** at delivery. Provide MSO and all documentation.
- **Chassis:** OEM **3 yr/36,000 mi** bumper-to-bumper (or current), **5 yr/60,000 mi** powertrain (or current), **5 yr/60,000 mi** roadside assistance (or current). If different for 2026 MY, vendor to state current coverage.
- **Service Body: Minimum 3 years** structural warranty.
- **Electrical/Locking/Inverter: Minimum 2 years** parts & labor.
- **Corrosion:** Per Section 4.
- **Local Service:** Identify nearest authorized service centers for chassis and body.
- **Delivery:** Units must arrive **ready for service**, fueled ($\geq \frac{1}{4}$ tank), clean, and meeting all specs.
- **Pre-Delivery Inspection (PDI):** Completed; include PDI checklist.
- **Training:** On-site orientation (if needed) covering 4x4 system, towing, inverter operation, and keyless locking.
- **Documentation:** Build sheets, certification labels, wiring diagrams, manuals, spare keys/fobs, warranty contacts.
- Vendors must attach a **line-by-line** exceptions table for any deviations and provide **manufacturer cut sheets** for chassis, service body, lock system, inverter, rack, and towing equipment.
- Agency reserves the right to accept or reject substitutions in the best interest of the agency.

Submission Requirements:

1. A detailed bid form, which includes quantity and unit cost must be included in the bid package. Please include specification sheets on all products/terms.
2. Two full copies of the proposal must be submitted, with original Bid Forms included with each copy.
3. A detailed description of all warranties and support for equipment and software must be included.
4. A copy of your W-9 should be included with bid documents.
5. Any questions should be directed to Mary Ann Riley via email: orspurchasing@ortn.edu

Schedule

1. Sealed bids will be opened at the School Administration Building, 304 New York Avenue, Oak Ridge, TN 37830 at **2:00pm, March 11, 2026.**

Bidding Procedures

Location: All bids must be submitted to the Oak Ridge Schools Business Department at or before the announced deadline.

Mary Ann Riley,
Purchasing Specialist
2026 Fleet Trucks
(RFP 26-003)
304 New York Ave.
Oak Ridge, TN 37830

Award of Contract: The owner (Oak Ridge Schools) further reserves the right to reject any and all bids, to waive any and all informalities and to negotiate contract terms with the successful bidder, and the right to disregard all non-conforming, non-responsive, or conditional bids. Oak Ridge Schools may conduct such investigations, as it deems necessary, to assist in the evaluation of any bid to establish the responsibility, qualifications, and financial ability of the bidder, proposed sub-contractors and other persons and organizations to perform the work in accordance with the contract documents to the bidder who does not pass any such evaluation to the owner's satisfaction. The contract shall be awarded to the bidder, whose evaluation by the owner indicates to the owner that the award will be in the best interest of Oak Ridge Schools. It is also understood that the "apparent low bidder" will be announced at the bid opening; however, the "successful bidder," who may or may not be the lowest bidder, will not be announced until all issues, which include, but are not limited to quality, service, conformity to specifications, etc. have been resolved and until a period of review has been completed by the owner. Price will be the primary factor when determining the successful bidder assuming all bid specifications are met. Oak Ridge Schools does not enter into contracts that provide for mediation or arbitration. The owner (Oak Ridge Schools) further reserves the right to reject any and all bids, to waive any and all informalities, and to negotiate contract terms with the successful bidder (e.g., product line-item deletions or adjustments), and the right to disregard all non-conforming, non-responsive, or conditional bids.

Bid Document: For certain projects the Owner will supply a bid form to be completed by the bidder. When such forms are issued, only bids returned with the proper forms will be accepted. Envelopes must be sealed and marked as a bid document. Any bid may be withdrawn prior to the date and time as set forth in the "bid invitation."

EDGAR Certification: The EDGAR certifications and provisions are required and applied when Oak Ridge Schools expends federal funds for any contract resulting from this procurement process. Pursuant to 2 C.F.R. § 200.326, all contracts, including small purchases, awarded by the District and the District's subcontractors shall contain the procurement provisions of Appendix II to Part 200, as applicable.

Errors in Bids: When an error is made in extending total prices, the unit bid price will govern. Carelessness in quoting prices or in preparation of bid otherwise, will not relieve the bidder. Erasures or changes to bids must be initialed. Any alteration, erasure, addition to or omission of required information, change of the specifications, or bidding schedule, is made at the risk of the bidder.

Facsimile transmissions: Electronic transmissions will not be accepted, except when in the course of the bidding process addendums or other notifications of errors on behalf of the owner places an undue hardship upon prospective bidders. Written notification by the owner must precede the acceptance of Facsimile transmissions.

Hold Harmless Agreement: Bidders shall be required to complete the attached Hold Harmless Agreement.

Laws and Regulations: The bidder's attention is directed to the fact that all applicable state laws, municipal ordinances, and the rules and regulations of all authorities having jurisdiction over construction of the project shall apply to the contract throughout, and they will be deemed to be included in the contract the same as though herein written out in full.

Legal Issues: Contracts with Oak Ridge Schools will be subject to the laws of Tennessee. Disputes will be tried in the State of Tennessee and in the Court of Anderson County. Bids will be denied if these provisions are not included in the contract.

Non-Boycott of Israel Affidavit: Concerning the Non-Boycott of Israel Act (TCA 12-4-1 et seq.), by submission of this bid/quote/proposal, each supplier and each person signing on behalf of any supplier certifies, and in the case of a joint bid/quote/proposal, each party thereto certifies as to its own organization, under penalty of perjury, that to the best of its knowledge and belief that each supplier is not boycotting Israel pursuant to TCA 12-4-1 and will not during the term of any award. Note: Applicable only to contracts of \$250,000 or more and to suppliers with 10 or more employees.

Non-Collusion Affidavit: Bidder shall be required to complete the attached Non-Collusion Affidavit.

Payments: Invoices that are submitted by the awarded bidder are required to provide accurate and current addresses. Payment terms shall be specified in the bid response, including any discounts for early payment. The Oak Ridge Schools Business Department discourages the practice of picking up checks in person unless there is an emergency situation.

Purchase: No purchase or contract is authorized or valid until the issuance of a Purchase Order from Oak Ridge Schools and the Board of Education approval of project in accordance with Oak Ridge Schools Policy. No employee is authorized to purchase equipment, supplies or services prior to the issuance of such Purchase Order and Board of Education approval.

Sub-contracts: The Bidder is specifically advised that any person, firm, or other party to whom it is proposed to award a sub-contract under this contract must be acceptable to the Owner.

Subcontractors and employees: If work is to be performed during regular school hours when children are present, the BOE reserves the right to require background checks, dress codes, and certain ethical standards of all employees on school property.

Taxes: Oak Ridge Schools is tax exempt.

Tie Bids: If two or more bidders submit identical bids and is equally qualified; selection shall be made at the discretion of the owner.

Title VI of the Civil Rights Act of 1964: All interested parties, without regard of race, color, or national origin, shall be afforded the opportunity to bid and shall receive equal consideration. Title VI states "No person in the United States shall, on the ground of race, color, or national origin, be excluded from participation in, be denied the benefits of, or be subjected to discrimination under any program activity receiving Federal financial assistance." Oak Ridge Schools strives to protect individuals' civil rights through active compliance with the requirements of Title VI.

Vendor Indemnify: Oak Ridge Schools will indemnify vendor to the extent Tennessee law allows.

Warranty: The vendor shall provide warranty information on the equipment, components and items bid with the bid submittal.

Bid Form

Owner: Oak Ridge Schools Board of Education
Mary Ann Riley, Purchasing Specialist
School Administration Building
304 New York Ave
Oak Ridge, TN 37830

Project: **2026 Fleet Trucks**
RFP 26-003

Bid Opening: **2:00 PM EDT, March 11, 2026**

Company Name: Landers McLarty DCJR

Address: 6533 University Dr NW
Huntsville, AL 35806

Phone Number: 256-830-6450 / 256-864-7484

Email: hsteedley@landersmclartydcjr.com

Main Bid: ***This Price is to be for the complete package including delivery. ALL COSTS ARE TO BE INCLUDED IN THE FINAL PRICE.***

Bid Amount Item 1: \$ 50,772.⁰⁰ USD *option 1*
Bid Amount Item 2: \$ NO Bid USD

**** You may bid on either one or both specified trucks. ****

Purchase subject to funding. ORS reserves the right to purchase either one or both.

Company: Landers McLarty DCJR

Signature: Henry A Steedley

Title: Commercial / Fleet Manager

Date: 3/9/2026

Please attach detailed specifications.

Option 2: Ram 1500 Tradesman \$47,794

Option 1

LANDERS MCLARTY CHRYSLER DODGE JEEP RA
 6533 UNIVERSITY DR NW
 HUNTSVILLE, AL 358061717

Configuration Preview

Date Printed:	2026-03-09 4:06 PM	VIN:	Quantity:	1
Estimated Ship Date:		VON:	Status:	BA - Pending order
			FAN 1:	014Z7 Oakridge Schools
			FAN 2:	
			Client Code:	
			Bid Number:	TB6091
			PO Number:	
Sold to:	Ship to:			
LANDERS MCLARTY CHRYSLER DODGE JEEP RAM FIAT (60379)	LANDERS MCLARTY CHRYSLER DODGE JEEP RAM FIAT (60379)			
6533 UNIVERSITY DR NW	6533 UNIVERSITY DR NW			
HUNTSVILLE, AL 358061717	HUNTSVILLE, AL 358061717			

Vehicle: 2026 1500 BIGHORN/LONESTAR CREW 4X4 (144.5 in WB 5 ft 7 in Box) (DT6H98)

	Sales Code	Description	MSRP(USD)
Model:	DT6H98	1500 BIGHORN/LONESTAR CREW 4X4 (144.5 in WB 5 ft 7 in Box)	52,130
Package:	21Z	Customer Preferred Package 21Z	0
	EFH	3.0L I6 Hurricane SO Twin Turbo ESS	1,695
	DFR	8-Spd Auto 8HP75 Trans	0
Paint/Seat/Trim:	PW7	Bright White Clear Coat	0
	APA	Monotone Paint	0
	*E1	Cloth Bench Seat	200
	-X9	Black	0
Options:	4ES	Delivery Allowance Credit	0
	MAF	Fleet Purchase Incentive	0
	XHC	Trailer Brake Control	295
	MY1	Steel Standard Hood	0
	CLF	Mopar Front & Rear Rubber Floor Mats	215
	DMH	3.92 Rear Axle Ratio	195
	AWL	Off Road Group	1,245
	ANT	Bed Utility Group	945
	A62	Big Horn Level 1 Equipment Group	1,695
	4DH	Prepaid Holdback	0
	5N6	Easy Order	0
	4FM	Fleet Option Editor	0
	4FT	Fleet Sales Order	0
	163	Zone 63-Dallas	0
	4EA	Sold Vehicle	0
Non Equipment:	4FA	Special Bid-Ineligible For Incentive	0
Bid Number:	TB6091	Government Incentives	0
Discounts:	YGE	5 Additional Gallons of Gas	0
Destination Fees:			2,095

Total Price: 60,710 .

Order Type: Fleet
 Scheduling Priority: 1-Sold Order
 Salesperson:
 Customer Name:
 Customer Address: USA

Government Fleet Price: \$50,772

Note: This is not an invoice. The prices and equipment shown on this priced order confirmation are tentative and subject to change or correction without prior notice. No claims against the content listed or prices quoted will be accepted. Refer to the vehicle invoice for final vehicle content and pricing. Orders are accepted only when the vehicle is shipped by the factory.

Big Horn Level 1 Equipment Group (A62)



Details:

- SiriusXM Radio Service (X9B)
- Rear Window Defroster (GFA)
- Rear View Auto Dim Mirror (GNK)
- Power Adjustable Pedals (XAP)
- Rear Power Sliding Window (GFE)
- Leather Wrapped Steering Wheel (SCV)
- Rear Dome w/On/Off Switch Lamp (LHE)
- Glove Box Lamp (LBC)
- Auto Power-Folding Mirrors (LFF)
- Deluxe Cloth Bucket Seat (*T9)
- Exterior Mirrors w/Heating Element (NHJ)
- Auto Dim Exterior Driver Mirror (GNZ)
- Heated Front Seats (CMA)
- Heated Steering Wheel (NHS)
- Black Exterior Mirrors (LE4)
- Black Premium Power Mirrors (GUK)
- SiriusXM Satellite Radio (RSD)
- Secondary Active Grille Shutters (MDY)
- 400W Inverter (XHR)

- Ext. Mirrors w/Supplemental Signals (LEB)
- Steering Wheel Mounted Audio Ctrls (RDZ)
- Exterior Mirrors Courtesy Lamps (LEC)
- Body Color Fender Flares (MML)
- 115V Auxiliary Power Outlet (JKV)
- Universal Garage Door Opener (XGD)
- Driver Seat - Power Adjust 8-Way (JVG)
- 2nd Row In Floor Storage Bins (CB9)
- Convex Wide-Angle Ext Mirror Insert (LES)
- Sun Visors w/Illum Vanity Mirrors (GNC)
- Power 2-Way Driver Lumbar Adjust (JPE)

Package Details - 21Z

Package Contents

3.0L I6 Hurricane SO Twin Turbo ESS

8-Spd Auto 8HP75 Trans

Package Value Price

Standard Features - DT6H98-1500 BIGHORN/LONESTAR CREW 4X4 (144.5 in WB 5 ft 7 in Box)

Code	Description
MS2	"1500" Badge
ME4	"RAM" Door Badges
MZZ	"RAM" Grille Badge - Chrome
JCB	120 MPH Primary Speedometer
JJU	12V Auxiliary Power Outlet
W1C	18" Full Size Steel Spare Wheel
WBB	18x8.0 Cast-Aluminum Painted Wheels
DJG	215MM Front Axle
DRN	235MM REAR AXLE
NFW	26 Gallon Fuel Tank
TUM	275/65R18 BSW AS LRR Tire
DMC	3.21 Rear Axle Ratio
ERG	3.6L V6 24V VVT eTorque Engine Upg 1
CDP	4-Way Front Headrests
XBZ	48V Belt Starter Generator
RTQ	4G LTE Wi-Fi Hot Spot
MUS	4X4 Badge
NAS	50 State Emissions
RCG	6 Speakers
XFK	7 Pin Wiring Harness
BCN	730 Amp Maintenance Free Battery
DFT	8-Spd Auto 850RE Trans (Make)
RFL	8.4" Touchscreen Display
RD3	Accent Color Shark Fin Antenna
GAO	Acoustic Front Door Glass
MXB	Active Front Air Dams
MDX	Active Grille Shutters
XNW	Active Lane Management System
NHZ	Adaptive Cruise Control w/Stop & Go
BGG	Advanced Brake Assist
CG3	Advanced Multistage Front Air Bags
HAA	Air Conditioning
BRT	Anti-Lock 4-Wheel Disc Brakes
RFP	Apple CarPlay
RSU	Audio Jack Input for Mobile Devices
LMS	Auto High Beam Headlamp Control
LMG	Automatic Headlamps
AGA	Base Equipment Group
MPA	Base Tailgate
MYF	Big Horn Badge
GT6	Black Base Power Mirrors
MMR	Black Day Light Opening Moldings
MNA	Black Door Handles

Standard Features - DT6H98-1500 BIGHORN/LONESTAR CREW 3/4 (14.5 in WB 5 ft 7 in Box)

Code	Description
LE4	Black Exterior Mirrors
XAN	Blind Spot and Cross Path Detection
RTE	Bluetooth Handfree Phone and Audio
X8X	Brake & Knuckle Parts Module
BGE	Brake Assist
MCT	Bright Front Bumper
MBF	Bright Rear Bumper
CAC	Bucket Seats
XJM	Capless Fuel Fill
LPE	Cargo and CHMSL Lamp
CKT	Cargo Tie Down Loops
CKE	Carpet Floor Covering
X8S	Center Console Parts Module
WMJ	Center Hub
CGU	CHILDREN-AV NO ISO NO TT/AR 2ISO+2TT
MFP	Chrome Headlamp Bezels
XFH	Class IV Receiver Hitch
*C5	Cloth Bucket Seats
JAK	Cluster 3.5" TFT Color Display
XCT	Coat Hooks
RTM	Connectivity - US/Canada
DS8	Conventional Differential Rear Axle
LES	Convex Wide-Angle Ext Mirror Insert
MWD	Dampened Tailgate
HGB	Dash Liner Insulation
LM1	Daytime Running Headlamps, Low Beam
GEG	Deep Tint Sunscreen Glass
BA8	Delete Alternator
X82	Door Parts Module
CLP	Door Sill Scuff Pads
X8J	Door Trim Panel Module
CB2	Door Trim Panel w/Map Pocket
JVA	Driver Seat - Manual Adjust 4-Way
CSP	Driver/Passenger Assist Handles
JJB	DUAL NOTE ELECTROMECHANICAL HORNS
DH8	Elec Shift On Demand Transfer Case
XC4	Electric Park Brake
SBL	Electric Power Steering
DH4	Electronic Range Select
BNS	Electronic Roll Mitigation
XXU	Electronic Shift
NHA	Engine Oil Cooler
NHJ	Exterior Mirrors w/Heating Element

Standard Features - DT6H98-1500 BIGHORN/ONESTAR CREW AX4 (144.5 In WB 5 ft 7 In Box)

Code	Description
MXA	Fixed Front Air Dams
LBB	Footwell Courtesy Lamp
X9E	For Details, Visit DriveUconnect.com
CLE	Front & Rear Floor Mats
X75	Front Bumper Module
CVH	Front Center Seat Cushion Storage
X83	Front End Parts Module
X8W	Front Fascias Parts Module
SFB	Front Heavy Duty Shock Absorbers
CGD	Front Height Adjust Shoulder Belts
LNW	Front LED Fog Lamps
LAX	Front Passenger Seat Belt Alert
SHA	Front Stabilizer Bar
X89	Front Suspension Damper Parts Module
MHR	Front Wheel Well Liners
XGA	Front/Rear Climate Control Outlets
JWA	Frt Pass Seat - Manual Adjust 4-Way
CUF	Full Length Floor Console
TBS	Full Size Temporary Use Spare Tire
LSU	Full Speed Fwd Collision Warn Plus
X8M	Glass Module
RDG	Global Telematics Box Module (TBM)
TZA	Goodyear Brand Tires
RF5	Google Android Auto
JLP	GPS Antenna Input
X79	Grille Module
X8E	Grille Module II
MAF	Grille-Surr 1 Chrome Texture 1 Black
Z6B	GVW Rating - 6900#
LHD	Headlamp Off Time Delay
X8H	Headlamp Parts Module
X8Y	Headliner Parts Module
BNG	Hill Start Assist
LAC	Illuminated Entry
LA6	Incandescent Taillamps
JY1	Instrument Cluster Theme 1 (Base)
X81	Instrument Panel Parts Module
RTF	Integrated Center Stack Radio
XRB	Integrated Voice Command w/Bluetooth
CEV	Key Fob - Satin Chrome
LNK	LED Hitch Lamp in Tailgate Handle
LM3	LED Low/High Reflector Headlamps
AJ1	Level 1 Safety Group

Standard Features - DT6H98-1500 BIGHORNLONESSTAR CREW 4X4 (144.5 in WB 5 ft 7 in Box)

Code	Description
JKA	Locking Glove Box
XJJ	Locking Tailgate
LFD	Manual Folding Exterior Mirrors
LBA	Map/Courtesy Lamp
RSF	Media Hub-2 USB, Full Funct. Aux
APA	Monotone Paint
JMD	N95+Bio HVAC Cabin Filter
XA8	Non Adjustable Pedals
XCA	Occupant Classification System
CUN	Overhead Console
LBT	Overhead Cupholder Lamp
XH4	ParkSense FR/RR Park Assist w/Stop
XAC	ParkView Rear Back-up Camera
GNE	Passenger Side Sun Visor w/Mirror
LST	Pedestrian Emergency Braking
XBS	Pickup Box
JKY	Power Accessory Delay
X87	Power Train Parts Module
GX4	Pushbutton Start
JP3	Pwr Front Windows, 1-Touch, Up & Down
MMWJ	R_A_M Tailgate Nameplate
X8R	Rear Brake & Knuckle Parts Module
X71	Rear Bumper Module
LCH	Rear Dome Lamp
GJD	Rear Fixed Window
CFM	Rear Folding Seat
SGB	Rear Heavy Duty Shock Absorbers
LPB	Rear License Plate w/Lamp Bracket
XGR	Rear Seat Heat Ducts
JFB	Rear Seat Reminder Alert
SHF	Rear Stabilizer Bar
X91	Rear Suspension Damper Parts Module
GNA	Rear View Day/Night Mirror
GXM	Remote Keyless Entry
XBM	Remote Start System
RSX	Remote USB Port
RS3	Remote USB Port - Charge Only
C1G	Rotary Shifter-Black
X8Z	Seat Parts Module
GXX	Sentry Key Theft Deterrent System
JPH	Speed Sensitive Power Locks
BNB	STABILITY CONTROL-WITH
XZM	Standard Ride Height

Standard Features - DT6H98-1500 BIGHORN/LONESTAR CREW 4X4 (44.5 in WB 5 ft 7 in Box)

Code	Description
X8P	Steering Column Cover Parts Module
SCA	Steering Wheel
CJ2	Supp. Side Curtain Frt/Rr Air Bags
CJ1	Supplemental Frt Seat Side Air Bags
CGS	Supplemental Side Air Bags
XZ6	Supplier Part Tracking (J-1)
LAN	Tailgate Air Warning Lamp
HF1	Tailgate Handle - MIC Black
CSH	Three Rear Seat Head Restraints
SUD	Tilt/Telescope Steering Column
GAC	Tinted Glass Windows
X88	Tire & Wheel Parts Module
TBM	Tire Carrier Winch
LAW	Tire Fill Alert
XGM	Tire Pressure Monitoring Display
BNM	Traction Control
BNT	Trailer Sway Damping
UBE	Uconnect 5 w 8.4" Display (USA)
RF7	USB Host Flip
JHA	Var Intermittent Windshield Wipers
LAZ	Vehicle Information Center

HOLD HARMLESS AGREEMENT

This Hold Harmless Agreement is between Landers McLarty DCJR
Name of Contractor

(Hereinafter Contractor), and Oak Ridge Schools named in this bid.

Contractor agrees that as a condition precedent to "Contractor" being awarded a contract from Oak Ridge Schools, "Contractor" agrees to indemnify, protect, defend, and hold harmless Oak Ridge Schools, its Board Members, agents, and employees from all judgments, claims, demands for payment, suits or actions of every nature and description brought against Oak Ridge Schools, its Board Members, agents, and employees alleging injuries or damages sustained by any person arising out of or in the course of "Contractor's" providing goods or services to Oak Ridge Schools.

Name of Contractor: Landers McLarty DCJR

By: Henry A. Steedley Henry A. Steedley

Title: Commercial / Fleet Manager

STATE OF Alabama
County of Madison

Henry A. Steedley personally appeared before me, the undersigned, with whom I am personally acquainted and who, upon oath, acknowledged that he/she/it executed the within instrument for the purposes therein contained, and who further acknowledge that he/she/it is authorized to execute this interment on behalf of

Henry A. Steedley
Signature

Witness by hand and Notaries seal at office this 9th day of March,
year of 2021.

[Signature]
Notary Public

My Commission Expires: 12/5/2029



NON-COLLUSION AFFIDAVIT

NON-COLLUSION AFFIDAVIT TO BE EXECUTED
BY DESIGN-BUILDER

State of Alabama

County of Madison

Henry A. Steedley, being first duly sworn, deposes and says that he or she is of the party making the foregoing bid is not made in the interest of, or on behalf of, any undisclosed person, partnership, company, association, organization, or corporation; that the bid is genuine and not collusive or sham; that the bidder neither possesses a business relationship with any employee of the District which may be involved in the award or administration of the project nor has received or solicited either directly or indirectly any inside information from an employee of the District which would give the bidder an advantage over any other bidder; that the bidder has not directly or indirectly induced or solicited any other bidder to put in a false or sham bid, and has not directly or indirectly colluded, conspired, connived, or agreed with any bidder or anyone else to put in a sham bid, or that anyone shall refrain from bidding; that the bidder has not in any manner, directly or indirectly, sought by agreement, communication, or conference with anyone to fix the bid price of the bidder or any other bidder, or to fix any overhead, profit, or cost element of the bid price, or of that of any other bidder, or to secure any advantage against the public body awarding the contract or any interested in the proposed contract; that all statements contained in the bid are true; and, further, that the bidder has not, directly or indirectly, submitted his or her bid price of any breakdown thereof, or the contents thereof, or divulged information or data relative thereto, or paid, and will not pay, any fee to any corporation, partnership, company, association, organization, bid depository, or to any member or agent thereof to effectuate a collusive or sham bid.

Subscribed and sworn to (or affirmed) before me this 9th day

of March, 2026

Henry A. Steedley
Signature of Officer

Sabrina B. Miller
Notary Signature

Henry A. Steedley
Typed Name of Officer

Commercial/Fleet Manager
Office

Notary Seal



WARNING! PROPOSALS WILL NOT BE CONSIDERED UNLESS THIS AFFIDAVIT IS COMPLETED AND EXECUTED, INCLUDING THE AFFIDAVIT OF THE NOTARY AND THE NOTORIAL SEAL.

IRAN DIVESTMENT ACT REQUIREMENTS

Pursuant to Tennessee Code Annotated § 12-12-106 (as enacted by Chapter 817 of the Public Acts of 2016) the chief procurement officer for the State of Tennessee shall publish a list of persons determined to be engaging in investment activities in Iran. The list is posted on the website of the Tennessee General Services Department's Central Procurement Office*. When competitive bidding is required, Tennessee Code Annotated § 12-12-111 requires every bid or proposal submitted to a local government for goods or services to include the following statement, subscribed or affirmed by the bidder as true under the penalty of perjury:

CERTIFICATION

By submission of this bid, each bidder and each person signing on behalf of any bidder certifies, and in the case of a joint bid each party thereto certifies as to its own organization, under penalty of perjury, that to the best of its knowledge and belief that each bidder is not on the list created pursuant to T.C.A. § 12-12-106.

Henry A. Steedley
Signature

3/9/24
Date

Henry A. Steedley
Printed Name

Commercial/Fleet Mgr
Title

Landers McLarty DCJR
Name of Firm/Company

*https://tn.gov/assets/entities/generalservices/cpo/attachments/List_of_persons_pursuant_to_Tenn_Code_Annotation_12-12-106_Iran_Divestment_Act-July.pdf



RAM 1500 4X4 CREW CAB TRADESMAN 5'7" BOX

Engine	Trans.	Axle Ratio	GVWR	Payload	Base Weight Total	Base Weight Front	Base Weight Rear	GAWR Front	GAWR Rear	GCWR	Max. Trailer Weight Rating
3.0L I6 TWIN TURBO ENGINE W/ESS	8-SPD AUTO 8HP75 TRANS	3.55	7100	1840	5261	3100	2161	3900	4100	13900	8100
3.0L I6 TWIN TURBO ENGINE W/ESS	8-SPD AUTO 8HP75 TRANS	3.92	7100	1840	5261	3100	2161	3900	4100	17000	11200
3.6L V6 24V VVT ENGINE UPG I W/BSG	8-SPD AUTO 850RE TRANS	3.21	6900	1790	5109	2931	2177	3900	4100	11900	6340
3.6L V6 24V VVT ENGINE UPG I W/BSG	8-SPD AUTO 850RE TRANS	3.55	6900	1790	5109	2931	2177	3900	4100	12900	7340
5.7L V8 HEMI MDS VVT ENGINE W/ BSG	8-SPD AUTO 8HP75 TRANS	3.55	7100	1630	5465	3211	2254	3900	4100	13900	7640
5.7L V8 HEMI MDS VVT ENGINE W/ BSG	8-SPD AUTO 8HP75 TRANS	3.92	7100	1630	5465	3211	2254	3900	4100	15850	9590

RAM 1500 4X2 CREW CAB TRADESMAN 6'4" BOX

Engine	Trans.	Axle Ratio	GVWR	Payload	Base Weight Total	Base Weight Front	Base Weight Rear	GAWR Front	GAWR Rear	GCWR	Max. Trailer Weight Rating
3.0L I6 TWIN TURBO ENGINE W/ESS	8-SPD AUTO 8HP75 TRANS	3.21	6900	1730	5168	3015	2152	3700	4100	13900	8320
3.0L I6 TWIN TURBO ENGINE W/ESS	8-SPD AUTO 8HP75 TRANS	3.92	6900	1730	5168	3015	2152	3700	4100	17000	11420

RAM 1500 4X4 CREW CAB TRADESMAN 6'4" BOX

Engine	Trans.	Axle Ratio	GVWR	Payload	Base Weight Total	Base Weight Front	Base Weight Rear	GAWR Front	GAWR Rear	GCWR	Max. Trailer Weight Rating
3.0L I6 TWIN TURBO ENGINE W/ESS	8-SPD AUTO 8HP75 TRANS	3.55	7100	1750	5353	3186	2166	3900	4100	13900	8120
3.0L I6 TWIN TURBO ENGINE W/ESS	8-SPD AUTO 8HP75 TRANS	3.92	7100	1750	5353	3186	2166	3900	4100	17000	11220

RAM 1500 4X4 CREW CAB LIMITED/LONGHORN 5'7" BOX

Engine	Trans.	Axle Ratio	GVWR	Payload	Base Weight Total	Base Weight Front	Base Weight Rear	GAWR Front	GAWR Rear	GCWR	Max. Trailer Weight Rating
3.0L I6 HO TWIN TURBO ENGINE W/ESS	8-SPD AUTO 8HP75 TRANS	3.92	7100	1450	5652	3262	2390	3900	4100	15420	9240



ENGINE: 3.6-LITER PENTASTAR V-6 ETORQUE (CONTINUED)

Coolant Capacity	14.0 quarts (13.25 liters)
Emission Controls	Dual three-way catalytic converters, heated oxygen sensors
EPA Fuel Economy mpg (city/hwy/combined)	20/25/22 (2WD), 19/24/21 (4WD)

ENGINE: 3.0- LITER STRAIGHT-SIX TURBO (SST)

Availability	Tradesman, Express, Warlock, Big Horn/Lone Star, Laramie and Rebel
Type and Description	In-line six-cylinder (I-6), Twin Turbocharged, liquid-cooled, direct injection, gasoline
Displacement	183 cu. in. (2.993 cu. cm)
Bore x Stroke	3.31 x 3.54 (84 x 90)
Valve System	DOHC, dual independent valve timing, hydroformed tubular camshafts, 24 valves with sodium-filled exhaust valves, roller finger followers and hydraulic lash adjusters
Fuel Injection	Gasoline direct injection, centrally located injectors, single high-pressure pump providing up to 5,075 psi (350 bar) to a single fuel rail
Construction	Deep-skirt cast-aluminum block with cross-bolted steel main bearing caps, low-friction plasma spray-bore coated cylinders, structural die-cast aluminum alloy oil pan, aluminum alloy head with pent-roof combustion chambers, forged and twisted steel crankshaft, forged steel connecting rods and cast aluminum alloy pistons with DLC coated piston pins
Compression Ratio	10.4:1
Power	420 hp (313 kW) @ 5,200 rpm
Torque	469 lb.-ft. (635 Nm) @ 3,500 rpm
Max. Engine Speed	5,800 rpm (electronically limited)
Fuel Requirement	Premium 91 octane (R+M)/2 — recommended
Oil Capacity	7.5 quarts (7.1 liters) oil change with filter
Coolant Capacity	High temperature circuit: 16.6 (15.7) Low temperature circuit: 2.85 (2.70)
Factory Oil Fill	Pennzoil Ultra Platinum 0W-20 GF6+ (API SP)
Emission Controls	Dual close-coupled two-stage three-way catalytic converters, quad heated oxygen sensors, cooled exhaust gas recirculation and internal engine features
Exhaust Type	Dual 3-in. straight-through exhaust system with dual 5-in. black tips
EPA Fuel Economy mpg (city/hwy/combined)	18/25/21 (2WD), 17/24/19 (4WD)
Assembly Plant	Saltillo North Engine Plant, Saltillo, Mexico

FCA Fleet Powertrain Care
5 Year / 100,000 Mile Limited Warranty Extension
(\$0 Deductible)

THIS LIMITED WARRANTY IS PROVIDED TO OWNERS of a 2016 through 2026 Model Year Chrysler, Dodge, Jeep and Ram vehicles (excluding vehicles equipped with diesel engines) who purchased it through FCA US LLC specifically for Fleet Government Bid/Leases and Fleet Commercial/ Lease orders only.

YOUR LEGAL RIGHTS UNDER THIS LIMITED WARRANTY

This warranty is the express warranty FCA US LLC ("FCA") makes for your vehicle. This warranty gives you specific legal rights. You may also have other rights that vary from state to state. For example, you may have some implied warranties, depending on the state where your vehicle was sold or is registered.

These implied warranties are limited, to the extent allowed by law, to the time periods covered by this express written warranty.

If you use your vehicle primarily for business or commercial purposes, then these implied warranties do not apply and FCA completely disclaims them to the extent allowed by law. And the implied warranty of fitness for a particular purpose does not apply if your vehicle is used for racing, even if the vehicle is equipped for racing.

Some states do not allow limitations on how long an implied warranty lasts, so the above limitations may not apply to you.

Incidental and Consequential Damages Not Covered

Your warranty does not cover any incidental or consequential damages connected with your vehicle's failure, either while under warranty or afterward. Examples of such damages include: (a) lost time; (b) inconvenience; (c) the loss of the use of your vehicle; (d) the cost of rental vehicles, gasoline, telephone, travel, or lodging; (e) the loss of personal or commercial property; and (f) the loss of revenue.

Some states don't allow incidental or consequential damages to be excluded or limited, so this exclusion may not apply to you.

Persons to Whom the Limited Warranty is Offered

This Limited Warranty is provided to owners of a 2016 through 2026 Model Year Chrysler, Dodge, Jeep and Ram vehicles (excluding vehicles equipped with diesel engines) who purchased it through FCA US LLC specifically for Fleet Government Bid/Leases and Fleet Commercial/ Lease orders only.

What This Limited Warranty Extension Covers

This Powertrain Limited Warranty is a part of your New Vehicle Limited Warranty. It extends the 5 year or 60,000-mile powertrain limited warranty on mechanical components of the vehicle to 5 years from the in service date of the vehicle or 100,000 miles on the odometer, whichever comes first. It covers the cost of all parts and labor needed to repair a powertrain component listed below that is defective in workmanship and materials

Please keep this letter in your glove box along with your vehicle's other warranty information for future reference if necessary. All the other terms and conditions and the "What's Not Covered" items of your warranty remain the same as stated in your Warranty Information book.

Parts Covered

The Powertrain Limited Warranty covers these parts and components of your vehicle's powertrain supplied by FCA US LLC

Gasoline Engine: Cylinder Block and all Internal Parts; Cylinder Head Assemblies; Timing Case, Timing Chain, Timing Belt, Gears and Sprockets; Vibration Damper; Oil Pump, Water Pump and Housing; Intake and Exhaust Manifolds; Flywheel with Starter Ring Gear; Core Plugs; Valve Covers; Oil Pan; Turbocharger Housing and Internal Parts; Turbocharger Wastegate Actuator; Supercharger; Serpentine Belt Tensioner; Seals and Gaskets for listed components only.

Transmission: Transmission Case and all Internal Parts; Torque Converter; Drive/Flex Plate; Transmission Range Switch; Speed Sensors; Pressure Sensors; Transmission Control Module; Bell Housing; Oil Pan; Seals and Gaskets for listed components only.
NOTE: MANUAL TRANSMISSION CLUTCH PARTS ARE NOT COVERED AT ANY TIME.

Front Wheel Drive: Transaxle Case and all Internal Parts; Axle Shaft Assemblies; Constant Velocity Joints and Boots; Differential Cover; Oil Pan; Transaxle Speed Sensors; Transaxle Solenoid Assembly; PRNDL Position Switch; Transaxle Electronic Controller; Torque Converter; Seals and Gaskets for listed components only.
NOTE: MANUAL TRANSMISSION CLUTCH PARTS ARE NOT COVERED AT ANY TIME.

All-Wheel Drive (AWD): Power Transfer Unit and all Internal Parts; Viscous Coupler; Axle Housing and all Internal Parts; Constant Velocity Joints and Boots; Drive Shaft and Axle Shaft Assemblies; Differential Carrier Assembly and all Internal Parts; Output Ball Bearing; Output Flange; End Cover; Overrunning Clutch; Vacuum Motor; Torque Tube; Pinion Spacer and Shim; Seals and Gaskets for listed components only.

Rear Wheel Drive: Rear Axle Housing and all Internal Parts; Axle Shafts; Axle Shaft Bearings; Drive Shaft Assemblies; Drive Shaft Center Bearings; Universal Joints and Yokes; Seals and Gaskets for listed components only.

Four-Wheel Drive (4x4): Transfer Case and all Internal Parts; transfer case control module and shift mode motor assembly Axle Housing and all Internal Parts; Axles Shafts; Axle Shaft Bearings; Drive Shafts Assemblies (Front and Rear); Drive Shaft Center Bearings; Universal Joints and Yokes; Disconnect Housing Assembly; Seals and Gaskets for the listed components only.

HOW TO GET WARRANTY SERVICE

Where to Take Your Vehicle

In the United States (We Include U.S. Possessions and Territories as Part of the United States for Warranty Purposes): Warranty service must be done by an authorized Chrysler, Dodge, Jeep or Ram dealer. We strongly recommend that you take your vehicle to your Selling Dealer. They know you and your vehicle best, and are most concerned that you get prompt and high quality service. If you move within the United States, warranty service may be requested from any authorized Chrysler, Dodge, Jeep or Ram dealer.

In Canada and Mexico: If you are traveling temporarily in Canada or Mexico, and your vehicle remains registered in the United States, your FCA US warranty still applies. Service may be requested at any authorized Chrysler, Dodge, Jeep or Ram dealership.

WHAT IS NOT COVERED UNDER THIS FCA US LLC LIMITED WARRANTY

Some Modifications Don't Void the Warranty But Aren't Covered

Certain changes that you might make to your vehicle do not, by themselves, void this warranty. Examples of some of these changes are: (a) installing non-FCA US LLC ("FCA") parts, components, or equipment (such as a non-FCA radio or speed control); and (b) using special non-FCA materials or additives.

But your warranty does not cover any part that was not on your vehicle when it left the manufacturing plant or is not certified for use on your vehicle. Nor does it cover the costs of any repairs or adjustments that might be caused or needed because of the installation or use of non-FCA parts, components, equipment, materials, or additives.

Performance or racing parts are considered to be non-FCA parts. Repairs or adjustments caused by their use are not covered under your warranty. Examples of the types of alterations not covered are: (a) installing accessories - except for genuine FCA / MOPAR accessories installed by an authorized Chrysler, Dodge, Jeep or Ram dealer; (b)

FCA Fleet Powertrain Care
5 Year / 100,000 Mile Limited Warranty Extension
(\$0 Deductible)

applying rustproofing or other protection products; (c) changing the vehicle's configuration or dimensions, such as converting the vehicle into a limousine or food service vehicle; or (d) using any refrigerant that FCA has not approved.

Environmental Factors Not Covered

Your warranty does not cover damage caused by environmental factors such as airborne fallout, bird droppings, insect damage, chemicals, tree sap, salt, ocean spray, acid rain, and road hazards. Nor does your warranty cover damage caused by hailstorms, windstorms, tornadoes, sandstorms, lightning, floods, and earthquakes.

Your warranty does not cover conditions resulting from anything impacting the vehicle. This includes cracks and chips in glass, scratches and chips in painted surfaces, or damage from collision.

Maintenance Costs Not Covered

Your warranty does not cover the costs of repairing damage caused by poor or improper maintenance. Nor does it cover damage caused by the use of contaminated fuels, or by the use of fuels, oils, lubricants, cleaners or fluids other than those recommended in your Owner's Manual.

The warranty does not cover the costs of your vehicle's normal or scheduled maintenance - the parts and services that all vehicles routinely need. Some of these parts and services, which your warranty does cover, include: (a) lubrication; (b) engine tune-ups; (c) replacing filters, coolant, spark plugs, bulbs, or fuses (unless those costs result from a covered repair); (d) cleaning and polishing; and (e) replacing worn wiper blades, worn brake pads and linings, or clutch linings.

Racing Not Covered

Your warranty does not cover the costs of repairing damage or conditions caused by racing, nor does it cover the repair of any defects that are found as the result of participating in a racing event.

Certain Kinds of Corrosion Not Covered

Your warranty does not cover the following: (a) corrosion caused by accident, damage, abuse, or vehicle alteration; (b) surface corrosion caused by such things as industrial fallout, sand, salt, hail, ocean spray, and stones; (c) corrosion caused by the extensive or abnormal transport of caustic materials like chemicals, acids, and fertilizers; and (d) corrosion of special bodies, body conversions, or equipment that was not on your vehicle when it left the manufacturing plant or was not supplied by FCA.

Other Exclusions

Your warranty does not cover the costs of repairing damage or conditions caused by any of the following: (a) fire or accident; (b) abuse or negligence; (c) misuse - for example, driving over curbs or overloading; (d) tampering with the emission systems, or with a part that could affect the emission systems; (e) use of used parts, even if they were originally supplied by FCA (however, authorized FCA / MOPAR remanufactured parts are covered); (f) windshield or rear window damage from external objects; (g) any changes made to your vehicle that don't comply with FCA; or (h) using any fluid that doesn't meet the minimum recommendations in your Owner's Manual.

Total Loss, Salvage, Junk, or Scrap Vehicles Not Covered

A vehicle has no warranty coverage of any kind if: (a) the vehicle is declared to be a total loss by an insurance company; (b) the vehicle is rebuilt after being declared to be a total loss by an insurance company; or (c) the vehicle is issued a certificate of title indicating that it is designated as "salvage," "junk," "rebuilt," "scrap," or some similar word.

FCA will deny warranty coverage without notice if it learns that a vehicle is ineligible for coverage for any of these reasons.

Restricted Warranty

Your warranty can also be restricted by FCA. FCA may restrict the warranty on your vehicle if the vehicle is not properly maintained, or if the vehicle is abused or neglected, and the abuse or neglect interferes with the proper functioning of the vehicle. If the warranty is restricted, coverage may be denied or subject to approval by FCA before covered repairs are performed.

Registration and Operation Requirements

This Limited Warranty covers your vehicle only if: (a) it is registered in the U.S.; (b) it is driven mainly in the U.S. or Canada, and (c) it is operated and maintained in the manner described in your Owner's Manual.

There is no Limited Warranty coverage on your Vehicle if it is sold, registered or operated, other than temporarily, by you, outside of the United States (including the 50 states, the District of Columbia, Puerto Rico, or Guam).

Other Terms of These Limited Warranties

Punitive, exemplary or multiple damages may not be recovered unless applicable state or local law prohibits this disclaimer. No person, including FCA US LLC employees or dealers, may modify or waive any part of this Limited Warranty.

General Information

It's your responsibility to properly maintain and operate your new vehicle. Follow the instructions contained in the General and Scheduled Maintenance Service guidelines in your Owner's Manual. Regular, scheduled maintenance is essential to trouble-free operation. If there is a dispute between you and FCA US concerning your maintenance of your vehicle, FCA US will require you to provide proof that your vehicle was properly maintained.

Standard Features - DT0L98-1500 TRADESMAN CREW CAB 4X4 (14.5 in WB 5 ft 7 in Box)

Code	Description
SCA	Steering Wheel
CJ2	Supp. Side Curtain Frt/Rr Air Bags
CJ1	Supplemental Frt Seat Side Air Bags
CGS	Supplemental Side Air Bags
XZ6	Supplier Part Tracking (J-1)
LAN	Tailgate Ajar Warning Lamp
HF1	Tailgate Handle - MIC Black
SUD	Tilt/Telescope Steering Column
GAC	Tinted Glass Windows
X88	Tire & Wheel Parts Module
TBM	Tire Carrier Winch
LAW	Tire Fill Alert
XGM	Tire Pressure Monitoring Display
BNM	Traction Control
BNT	Trailer Sway Damping
UBE	Uconnect 5 w 8.4" Display (USA)
RF7	USB Host Flip
JHA	Var Intermittent Windshield Wipers
LAZ	Vehicle Information Center

Standard Features - DT61.98-1500 TRADESMAN CREW CAB 4X4 (144.5 in WB 5 ft 7 in Box)

Code	Description
LBA	Map/Courtesy Lamp
RSF	Media Hub-2 USB, Full Funct, Aux
APA	Monotone Paint
JMD	N95+Bio HVAC Cabin Filter
XA8	Non Adjustable Pedals
XCA	Occupant Classification System
CUN	Overhead Console
LBT	Overhead Cupholder Lamp
XH4	ParkSense FR/RR, Park Assist w/Stop
XAC	ParkView Rear Back-up Camera
GNE	Passenger Side Sun Visor w/Mirror
LST	Pedestrian Emergency Braking
XBS	Pickup Box
JKY	Power Accessory Delay
X87	Power Train Parts Module
GX4	Pushbutton Start
JP3	Pwr Front Windows, 1-Touch, Up & Down
MMU	R_A_M Tailgate Nameplate
X8R	Rear Brake & Knuckle Parts Module
X71	Rear Bumper Module
LCH	Rear Dome Lamp
GJD	Rear Fixed Window
CFM	Rear Folding Seat
SGB	Rear Heavy Duty Shock Absorbers
LPB	Rear License Plate w/Lamp Bracket
XGR	Rear Seat Heat Ducts
JFB	Rear Seat Reminder Alert
SHF	Rear Stabilizer Bar
X91	Rear Suspension Damper Parts Module
GNA	Rear View Day/Night Mirror
MPP	Rear Wheel Spats
GXM	Remote Keyless Entry
XBM	Remote Start System
RSX	Remote USB Port
RS3	Remote USB Port - Charge Only
C1G	Rotary Shifter-Black
X8Z	Seat Parts Module
X78	Seat Parts Module II
GXX	Sentry Key Theft Deterrent System
JPH	Speed Sensitive Power Locks
BNB	STABILITY CONTROL-WITH
XZM	Standard Ride Height
X8P	Steering Column Cover Parts Module

Standard Features - D3161_98-1500 TRADESMAN CREW CAB 4X4 (144.5 in WB 5 ft 7 in Box)

Code	Description
LBB	Footwell Courtesy Lamp
X9E	For Details, Visit DriveUconnect.com
X75	Front Bumper Module
X83	Front End Parts Module
X8W	Front Fascias Parts Module
SFB	Front Heavy Duty Shock Absorbers
CGD	Front Height Adjust Shoulder Belts
LAX	Front Passenger Seat Belt Alert
SHA	Front Stabilizer Bar
X89	Front Suspension Damper Parts Module
MEN	Front Wheel Spats
MHR	Front Wheel Well Liners
XGA	Front/Rear Climate Control Outlets
JWA	Frt. Pass Seat - Manual Adjust 4-Way
TBS	Full Size Temporary Use Spare Tire
LSU	Full-Speed Fwd Collision Warn Plus
X8M	Glass Module
RDG	Global Telematics Box Module (TBM)
TZA	Goodyear Brand Tires
RF5	Google Android Auto
JLP	GPS Antenna Input
X79	Grille Module
X8E	Grille Module II
MAE	Grille-Surr. 1 Black Texture-1 Black
Z6B	GVW Rating - 6900#
*TX	HD Vinyl 40/20/40 Split Bench Seat
LHD	Headlamp Off Time Delay
X8H	Headlamp Parts Module
X8Y	Headliner Parts Module
BNG	Hill Start Assist
LAC	Illuminated Entry
LA6	Incandescent Taillamps
JY1	Instrument Cluster Theme 1 (Base)
X81	Instrument Panel Parts Module
RTF	Integrated Center Stack Radio
XRB	Integrated Voice Command w/Bluetooth
CEV	Key Fob - Satin Chrome
LNK	LED Hitch Lamp in Tailgate Handle
LM3	LED Low/High Reflector Headlamps
AJ1	Level 1 Safety Group
JKA	Locking Glove Box
XJJ	Locking Tailgate
LFD	Manual Folding Exterior Mirrors

Standard Features - DT6L98-1500 TRADESMAN CREW CAB 4X4 (44.5 in WB 5 ft 7 in Box)

Code	Description
MNA	Black Door Handles
M17	Black Exterior Badging - Trucks
LE4	Black Exterior Mirrors
MB1	Black Front Bumper
MFA	Black Headlamp Bezels
MBN	Black Rear Bumper
LTG	Black Tail Lamp Bezels
XAN	Blind Spot and Cross Path Detection
RTE	Bluetooth Handsfree Phone and Audio
X8X	Brake & Knuckle Parts Module
BGE	Brake Assist
XJM	Capless Fuel Fill
LPE	Cargo and CHMSL Lamp
CKT	Cargo Tie Down Loops
CKE	Carpet Floor Covering
WMJ	Center Hub
CGU	CHILDREN-AV NO ISO NO TT/AR 2ISO+2TT
XFH	Class IV Receiver Hitch
JAK	Cluster 3.5" TFT Color Display
XCT	Coat Hooks
RTM	Connectivity - US/Canada
DS8	Conventional Differential Rear Axle
LES	Convex Wide-Angle Ext Mirror Insert
MWD	Dampened Tailgate
HGB	Dash Liner Insulation
LM1	Daytime Running Headlamps, Low Beam
GEG	Deep Tint Sunscreen Glass
BA8	Delete Alternator
X82	Door Parts Module
CLP	Door Sill Scuff Pads
X8J	Door Trim Panel Module
JVA	Driver Seat - Manual Adjust 4-Way
CSP	Driver/Passenger Assist Handles
JUB	DUAL NOTE ELECTROMECHANICAL HORNS
DH9	Elec Shift-on-the-Fly P/Time T/Case
XC4	Electric Park Brake
SBL	Electric Power Steering
DH4	Electronic Range Select
BNS	Electronic Roll Mitigation
XXU	Electronic Shift
NHA	Engine Oil Cooler
NHJ	Exterior Mirrors w/Heating Element
MXA	Fixed Front Air Dams

Standard Features - DT6L98-1500 TRADESMAN CREW CAB 4X4 (144.5 in WB 5 ft 7 in Box)

Code	Description
MS2	"1500" Badge
ME4	"RAM" Door Badges
ME6	"RAM" Grille Badge - Black
JCB	120 MPH Primary Speedometer
JJJ	12V Auxiliary Power Outlet
W1C	18" Full Size Steel Spare Wheel
WBF	18X7.5 Steel Painted Wheels
DJG	215MM Front Axle
DRN	235MM REAR AXLE
NEW	26 Gallon Fuel Tank
TUM	275/65R18 BSW AS LRR Tire
DMC	3.21 Rear Axle Ratio
ERG	3.6L V6 24V VVT eTorque Engine Upg I
CDP	4-Way Front Headrests
CBE	40/20/40 Split Bench Seat
XBZ	48V Belt Starter Generator
RTQ	4G LTE Wi-Fi Hot Spot
MUS	4X4 Badge
NAS	50 State Emissions
RCG	6 Speakers
XFK	7 Pin Wiring Harness
BCN	730 Amp Maintenance Free Battery
DFT	8-Spd Auto 850RE Trans (Make)
RFL	8.4" Touchscreen Display
RD3	Accent Color Shark Fin Antenna
GAQ	Acoustic Front Door Glass
MXB	Active Front Air Dams
MDX	Active Grille Shutters
XNW	Active Lane Management System
NHZ	Adaptive Cruise Control w/Stop & Go
BGG	Advanced Brake Assist
CG3	Advanced Multistage Front Air Bags
HAA	Air Conditioning
BRT	Anti-Lock 4-Wheel Disc Brakes
RFP	Apple CarPlay
RSU	Audio Jack Input for Mobile Devices
LMS	Auto High Beam Headlamp Control
LMG	Automatic Headlamps
CTL	Base Door Trim Panel
A6A	Base Equipment Group
MPA	Base Tailgate
GT6	Black Base Power Mirrors
MMR	Black Day Light Opening Moldings

Package Details - 21B

Package Contents

3.0L I6 Hurricane SO Twin Turbo ESS
8-Spd Auto 8HP75 Trans
115V Auxiliary Power Outlet
18x8.0 Black Painted Aluminum Wheels
2nd Row In Floor Storage Bins
4-Way Front Headrests
40/20/40 Split Bench Seat
400W Inverter
Cloth Bench Seat
Cluster 7.0" TFT Color Display
Driver Seat - Manual Adjust 4-Way
E-Locker Rear Axle
Front Center Seat Cushion Storage
Front LED Fog Lamps
Front Perf Tuned Shock Absorbers
Front Seat Back Map Pockets
Frt Pass Seat - Manual Adjust 4-Way
Fuel Tank Skid Plate
Full Size Spare Tire
Goodyear Brand Tires
Grille Black Surround Black Mesh
L1275/70R18E OWL AT Tires
Mopar Front & Rear Rubber Floor Mats
Raised Ride Height
Rear 60/40 Folding Seat
Rear Perf Tuned Shock Absorbers
Rear Power Sliding Window
Selec-Speed (TM) Control
SiriusXM Radio Service
SiriusXM Satellite Radio
Steering Gear Skid Plate
Three Rear Seat Head Restraints
Tow Hooks
Transfer Case Skid Plate
Warlock Decal
Package Value Price

CNGP530

VEHICLE ORDER CONFIRMATION

03/04/26 15:12:49

==>

Dealer: F21669

Page: 1 of 2

2026 F-150

Order No: 6200 Priority: F1 Ord FIN: KG091 Order Type: 5B Price Level: 640

Ord PEP: 302A Cust/Flt Name: OAK RIDGE PO Number:

RETAIL

RETAIL

W3L 4X4 CREWCAB XLT \$51915

JOB #2 ORDER

145" WHEELBASE

FRT LICENSE BKT NC

YZ OXFORD WHITE

BLK PLAT BDS

M CLOTH 40/20/40

425

50 STATE EMISS NC

S MED DARK SLATE

FLR TRAY ONLY

302A EQUIP GRP 7330

.XLT SERIES

TOTAL BASE AND OPTIONS 65165

.LED SPOTLIGHTS

XLT 2.7L DISCOUNT (1000)

.PWR SLIDING WND

XLT MID DISCOUNT (2000)

99P 2.7L V6 ECOBST

TOTAL 62165 LIST

44G ELEC 10-SPDAUTO

THIS IS NOT AN INVOICE

275/65R-18

*TOTAL PRICE EXCLUDES COMP PR

XL9 3.55 ELEC LOCK NC

* MORE ORDER INFO NEXT PAGE *

6650# GVWR

F8=Next

FLEET SPCL ADJ NC

F1=Help

F2=Return to Order

F3/F12=Veh Ord Menu

F4=Submit

F5=Add to Library

F9=View Trailers

QC05623

56797
 - 4100

 52697 BID PRICE

Black Appearance Pkg.
 add \$500

CNGP530

VEHICLE ORDER CONFIRMATION

03/04/26 15:13:03

=>

Dealer: F21669

Page: 2 of 2

Order No: 6200 Priority: F1 Ord FIN: KG091 Order Type: 5B Price Level: 640
 Ord PEP: 302A Cust/Flt Name: OAK RIDGE PO Number:

RETAIL


RETAIL

55A MIR DUAL PWR
 FX4 OFF ROAD 1320
 .SKID PLATES
 18" PTD ALU WHL
 EXT RANGE TANK
 67T TRL BRAKE CONTR 275
 68L BED UTILITY PKG 860
 .TAILGATE STEP
 CONNECT PKG 1YR
 794 PRICE CONCESSN
 REMARKS TRAILER
 942 DAY RUN LIGHTS 45
 96W SPRAY-IN LINER 625
 SP DLR ACCT ADJ
 SP FLT ACCT CR

FUEL CHARGE
 B4A NET INV FLT OPT NC
 PRICED DORA NC
 DEST AND DELIV 2795
 TOTAL BASE AND OPTIONS 65165
 XLT 2.7L DISCOUNT (1000)
 XLT MID DISCOUNT (2000)
 TOTAL 62165
 THIS IS NOT AN INVOICE
 *TOTAL PRICE EXCLUDES COMP PR

F1=Help F2=Return to Order F7=Prev
 F4=Submit F5=Add to Library F9=View Trailers F3/F12=Veh Ord Menu

QC05623



2026 F-150 XLT SuperCrew shown with optional equipment in Argon Blue Metallic.

When properly equipped. Requires Tow/Haul Package and optional Max Tow Axle. Max towing varies based on cargo, vehicle configuration, accessories, and number of passengers.

F-150[®] Pickup

CONVENTIONAL TOWING – MAXIMUM LOADED TRAILER WEIGHT (lbs.)¹

Towing capability will vary based on trim series, option content and payload. Prior to making final vehicle selection, reference the Basic Towing Information on page 9. See dealer and reference "Ford University" Job Aid "Spec'ing F-Series Trucks for Towing".

Automatic Transmission		GCWR (lbs.)	REGULAR CAB		SUPERCAB		SUPERCREW [®]		
Engine	Axle Ratio		4x2 141.5" WB	4x4 141.5" WB	4x2 145.4" WB	4x4 145.4" WB	4x2 145.4" WB	4x4 145.4" WB	4x4 157.2" WB
2.7L GTDI V6	3.15/3.55	12,300	7,400						
		12,700		7,500		7,500			
		12,800					7,400	7,600	
	3.55	13,000							
		13,300	8,400						7,500
3.5L GTDI V6	3.31	13,400		8,200	8,200	8,000	8,200		
		13,500						8,000	
		16,200	10,900			10,900			
		16,300							
		16,500		11,000			10,600		
	3.55	16,600				10,700			
		16,800						10,500	10,900
		16,200	10,900			10,900			
		16,300							
		16,500		11,000			10,600		
3.73	16,600				10,700				
	16,800						10,500	10,900	
	17,700				10,700				
	19,300 ⁴								
	19,400 ⁴					13,300			
3.5L GTDI V6 H.O. ²	4.10	17,100 ⁵						13,100	13,500
		14,600						10,600	
5.2L Supercharged V8 ³	4.10	14,650						8,200	
		15,300						8,200	8,700

- Notes:**
- Do not exceed trailer weight of 5,000 lbs. when towing without a weight-distribution system.
 - Combined weight of vehicle and trailer cannot exceed listed GCWR.
 - Do not exceed the Maximum Loaded Trailer Weight listed.
 - Trailer tongue load weight should be 10% of total loaded trailer weight. Make sure vehicle payload (reduce by option weight) will accommodate trailer tongue load weight and weight of passengers and cargo added to towing vehicle. Addition of trailer tongue load weight and weight of passengers and cargo cannot cause vehicle weights to exceed rear GAWR or GVWR. These ratings can be found on the vehicle Safety Compliance Certification Label.
 - Calculated with SAE J2807[®] method.

1. Maximum towing capabilities are for properly equipped vehicles with required equipment and a 150-lb. driver and passenger and vary based on cargo, vehicle configuration, accessories, option content and number of passengers. For additional information, see your Ford Dealer. 2. Raptor only. 3. Raptor R only. 4. Requires Tow/Haul Package (53T) and optional Max Tow Axle. 5. Tremor[®] Trim Series.

2026 Ford F-150 Warranty Information

Bumper-to-Bumper Warranty: 3 years or 36,000 miles, whichever comes first.

Electric Vehicle Unique Component Warranty: 8 years or 100,000 miles, whichever comes first. This warranty retains a minimum of 70% of the original battery capacity over the period.

Aluminum Body Panel Warranty: 5 years with unlimited miles.

Paint Adhesion Warranty: 5 years with unlimited miles.

Roadside Assistance: Complimentary for 5 years or 60,000 miles, whichever occurs first.

For detailed information about responsibilities of the company, dealers, and vehicle owners regarding all warranty and policy coverages, owners are advised to visit the Ford Warranty Policy Portal. Warranty summary information for cars and light trucks is found in section 3.5.01 of the portal.

Note: Warranty details are subject to change and owners should consult their dealer for the most current information.

Buster Miles Ford

(256) 463-2247

DEALER 21D 561

VIN 1FTFW3L54TFA62472

	Suggested Retail Price	Invoice Amount
F15F 4X4 SUPERCREW XLT - 145	51915 00	48540 00
2026 MODEL YEAR		
YZ OXFORD WHITE		
FB BLACK CLOTH 40/CON/40		
INCLUDED ON THIS VEHICLE		
EQUIPMENT GROUP 301A	695 00	633 00
XLT SERIES		
8-WAY POWER DRIVERS SEAT		
DUAL ZONE AUTO TEMP CONTROL		
OPTIONAL EQUIPMENT/OTHER		
.LED FOG LAMPS		
995 5.0L V8 ENGINE	2340 00	2130 00
44G ELEC TEN-SPEED AUTO TRANS		
275/65R 18 BSW ALL-TERRAIN		
X27 3.31 RATIO REGULAR AXLE	NC	NC
7100# GVWR PACKAGE		
193 XLT BLACK APPEARANCE PACKAGE	920 00	837 00
.18" GLOSS BLACK WHEELS		
425 50 STATE EMISSIONS	NC	NC
EXTENDED RANGE 36GAL FUEL TANK		
CONN PKG: 1 YR INCL W/FORD APP		
TOTAL OPTIONS/OTHER	3955 00	3600 00
TOTAL VEHICLE & OPTIONS/OTHER	55870 00	52140 00
DESTINATION & DELIVERY	2795 00	2795 00

2026 F150 XLT

TOTAL FOR VEHICLE 58665 00

FUEL CHARGE		105 12
CV LOT MANAGEMENT		10 00
SHIPPING WEIGHT 4839 LBS.		
TOTAL	58665 00	55050 12

\$52,050

INCLUDES SPIN 14

* NOT EXACT MATCH TO SPEC

ALTERNATE SPECS
SUBJECT TO PRIOR SALE

In transit

This Invoice may not reflect the final cost of the vehicle in view of the possibility of future rebates, allowances, discounts and incentive awards from Ford Motor Company to the dealer.

Sold to Buster Miles Ford P.O. BOX 367 Heflin		21D561 AL 36264		Order Type 2	Ramp Code CH02	Batch ID TB261	Price Lev 635
Ship to (if other than above)				Date Inv. Prepared 02 26 26		Item Number 21-U91R	Transit Days 11
				Ship Through			
Invoice & Unit Identification NO. 1FTFW3L54TFA62472		Final Assembly Point DEARBORN		Finance Company and/or Bank BB&T 666504			

HB	Invoice Total	A & Z Plan	D Plan	X Plan	Protected Invoice Amount	AA
1117	55050.12	53051.12	53351.12	55204.92		838.00

DRB-003357 AL 3-VENUE, LB, 103337, 78361 8376 220260309 5203 1271/1347 034320 127W3254 TFA62472 NB



ford.com

F-150

2025 F-150 4X4 SUPERCREW
150 W/BISS
5.0L V8 ENGINE
ELECTRIC SPEED/AUTO/TRAN

TR A62472

EXTERIOR
OXYGEN WHITE
INTERIOR
BLACK/GLOTH/40/CONZ10

- STANDARD EQUIPMENT INCLUDED AT NO EXTRA CHARGE**
- EXTERIOR**
- DAYTIME RUNNING LAMPS
 - EASY FUEL & CARLESS FILLER
 - FULLY BOXED STEEL FRAME
 - HEADLAMPS - AUTO HIGH BEAM
 - HEADLAMPS - AUTOLAMP
 - LED FOG LAMPS
 - LED REFLECTOR HEADLAMPS
 - PICKUP BOX TIE DOWN HOOKS
 - POWER TAILGATE LOCK
 - REAR PRIVACY GLASS
 - TRAILER SWAY CONTROL
 - WIPERS - INTERMITTENT
 - ZONE LIGHTING
- INTERIOR**
- 12 CLUSTER DISPLAY
 - DOOR LOCKS - POWER
 - DUAL SUNVISORS
 - ILLUMINATED ENTRY
 - MESSAGE CTR; OUTSIDE TEMP, ON/OFF
 - COMPASS, TRIP COMPUTER
 - TILT/TELESCOPE STR COLUMN
- FUNCTIONAL**
- 5G MODEM
 - AUTO HOLD
 - BUS W/CROSS-TRAFFIC ALERT
 - CLASS IV TRAILER HITCH W/ SMART TRAIL TOW CONNECTOR
 - FORD APP
 - LANE-KEEPING SYSTEM
 - POST-COLLISION BRAKING
 - PRE-COLLISION ASSIST W/VEH REAR PARKING SENSORS
 - REAR VIEW CAMERA
 - REVERSE BRAKE ASSIST
 - SELECTABLE DRIVE MODES
 - SYNC4 W/EV & 12" SCREEN
- SAFETY/SECURITY**
- ADVANCEDTRAC™ WITH RSC0
 - AIRBAGS - FRONT SEAT MOUNTED SIDE IMPACT
 - AIRBAGS - SAFETY CANOPY@
 - CTR HIGH MOUNT STOP LAMP
 - PERIMETER ALARM
 - SECURE PKG 1 YR INCLUDED
 - SOS POST-CRASH ALERT SYS™
 - TIRE PRESSURE MOUNT SYS
- WARRANTY**
- 3YR/36,000 BUMPER / BUMPER
 - 5YR/60,000 POWERTRAIN
 - 5YR/60,000 ROADSIDE ASSIST
 - 8YR/100,000 HYBRID BATTERY

INCLUDED ON THIS VEHICLE

EQUIPMENT GROUP 301A (MSRP) 695.00

XLT SERIES

- 8-WAY POWER DRIVERS SEAT
- DUAL ZONE AUTO TEMP CONTROL

OPTIONAL EQUIPMENT/OTHER

- LED FOG LAMPS 2,340.00
- 5.0L V8 ENGINE 275/65R 18 BSW ALL-TERRAIN 3.31 RATIO REGULAR AXLE 7100# GVWR PACKAGE XLT BLACK APPEARANCE PACKAGE 18" GLOSS BLACK WHEELS 50 STATE EMISSIONS EXTENDED RANGE 80GAL FUEL TANK CONN PKG: 1 YR INCL W/FORD APP NO CHARGE

PRICE INFORMATION (MSRP)

BASE PRICE \$51,915.00

TOTAL OPTIONS/OTHER 3,985.00

TOTAL VEHICLE & OPTIONS/OTHER \$55,870.00

DESTINATION & DELIVERY 2,795.00

MSRP	CH02	CONVOY	TB261 N RB2X 635 003357 02 26 26
MSRP	CH02	CONVOY	TB261 N RB2X 635 003357 02 26 26
MSRP	CH02	CONVOY	TB261 N RB2X 635 003357 02 26 26
MSRP	CH02	CONVOY	TB261 N RB2X 635 003357 02 26 26

TOTAL MSRP \$58,665.00

Scan the QR Code to get more details about this vehicle

EPA Fuel Economy and Environment

Fuel Economy

19 MPG combined city/hwy

16 MPG city

24 MPG highway

Standard Pickup Trucks range from 12 to 24 MPG. The best vehicle rates 1:16

5.3 gallons per 100 miles

Annual fuel cost \$2,600

Fuel Economy & Greenhouse Gas Rating

Smog Rating

You spend \$4,500 more in fuel costs over 5 years compared to the average new vehicle.

fuel economy.gov

Calculate personalized estimates and compare vehicles

GOVERNMENT 5-STAR SAFETY RATINGS

Overall Vehicle Score ★ ★ ★ ★ ★

Based on the combined ratings of frontal, side and rollover. Should ONLY be compared to other vehicles of similar size and weight.

Frontal	Driver	★ ★ ★ ★ ★
Crash	Passenger	★ ★ ★ ★ ★
Side	Front seat	★ ★ ★ ★ ★
Crash	Rear seat	★ ★ ★ ★ ★
Rollover		★ ★ ★ ★ ★

Based on the risk of rollover in a single-vehicle crash.

Star ratings range from 1 to 5 stars (★ ★ ★ ★ ★), with 5 being the highest.

Source: National Highway Traffic Safety Administration (NHTSA). www.safercar.gov or 1-888-327-4236

48 BUILT YEARS TOUGH F-SERIES AMERICAS BEST SELLING TRUCKS

The FordPass™ Connect module is active and sending vehicle data (e.g., diagnostics) to Ford.™ See in-vehicle settings for connectivity options.

*Based on 1877-2024 CY retail sales.

**FordPass App and optional on select vehicles; the FordPass App and optional on select vehicles. Service are required for remote status and network availability. Some on-vehicle cellular network availability may limit the cellular and over-the-air operation of connected features. Connected service requires Wi-Fi hotspot.

Protect

Insist on Ford Protect. The only extended service plan fully backed by Ford and honored at every Ford dealership in the US, Canada and Mexico. See your Ford dealer or visit www.fordwarranty.com.

Credit

Get Prequalified now at www.ford.com/finance

2202603095203

Buster Miles Ford

(256) 463-2247

DEALER 21C 488

VIN 1FTFW3L54SFC73136

	Suggested Retail Price	Invoice Amount
F15F 4X4 SUPERCREW XLT - 145	51915 00	48540 00
2025 MODEL YEAR		
YZ OXFORD WHITE		
FB BLACK SPORT CLOTH 40/CON/40		
INCLUDED ON THIS VEHICLE		
EQUIPMENT GROUP 302A	7440 00	6771 00
XLT SERIES		
LED SIDE-MIRROR SPOTLIGHTS		
POWER-SLIDING REAR WINDOW		
OPTIONAL EQUIPMENT/OTHER		
995 5.0L V8 ENGINE	2340 00	2130 00
44G ELEC TEN-SPEED AUTO TRANS		
T8C LT265/70R18C BSW ALL-TERRAIN	295 00	269 00
XL3 3.31 ELECTRONIC LOCK RR AXLE	NC	NC
7100# GVWR PACKAGE		
JOB #2 ORDER		
153 FRONT LICENSE PLATE BRACKET	NC	NC
193 XLT BLACK APPEARANCE PACKAGE	820 00	746 00
.18" GLOSS BLACK WHEELS		
425 50 STATE EMISSIONS	NC	NC
MIRROR MAN FOLD W/POWER GLASS		
55A FX4 OFF-ROAD PACKAGE	1320 00	1201 00
.SKID PLATES		
.LINER-TRAY STYLE-NO CARPET MA		
EXTENDED RANGE 36GAL FUEL TANK		
68L BED UTILITY PACKAGE	860 00	782 00
.TAILGATE STEP AND WORK SURFAC		
TOTAL OPTIONS/OTHER	13075 00	11899 00
TOTAL VEHICLE & OPTIONS/OTHER	64990 00	60439 00
DESTINATION & DELIVERY	2595 00	2595 00
TOTAL BEFORE DISCOUNTS	67585 00	63034 00
##SPECIAL ADDED DISCOUNTS#		
XLT MID DISCOUNT	2000 00-	1820 00-
TOTAL SAVINGS	2000 00-	1820 00-

2025
F-150 XLT

IN
STOCK 25
MODEL

5.0 ENGINE

TOTAL FOR VEHICLE	65585 00	
FUEL CHARGE		105 48
CV LOT MANAGEMENT		10 00
SHIPPING WEIGHT 4799 LBS.		
TOTAL	65585 00	61329 48

* NOT EXACT
MATCH
TO SPEC

#571329
SUBJECT TO PRIOR SALE

ALTERNATE SPECS

This Invoice may not reflect the final cost of the vehicle in view of the possibility of future rebates, allowances, discounts and incentive awards from Ford Motor Company to the dealer.

Sold to Speedway Ford P.O. BOX K Griffin		21C488 GA 30224		Order Type 2	Ramp Code CH02	Batch ID SL211	Price Lev 575
Ship to (if other than above)				Date Inv. Prepared 11 21 25		Item Number 21-W005	Transit Days 11
				Ship Through			
Invoice & Unit Identification NO. 1FTFW3L54SFC73136		Final Assembly Point DEARBORN		Finance Company and/or Bank PNC BANK 210010			

HB	Invoice Total	A & Z Plan	D Plan	X Plan	Protected Invoice Amount	AA
1259	61329.48	59028.48	59328.48	61459.16		945.00

DRB-002404 GA

9-NORMAL, NB, 102404, SL211

10414 220251203 5843

UIC CENTER/CEX/ TRD [REDACTED] U W GA

032925 421/2273

1FTFW3L54 SFC73136 NB

F-150

2025 F-150 4X4 SUPERCREW
4.5L V6 ENGINE
5.0L V8 ENGINE
ELEC TEN-SPEED AUTO TRANS

SF C73136

EXTERIOR OXFORD WHITE
INTERIOR BLACK SPORT CLOTH 40/CON/40

EPA Fuel Economy and Environment

Standard Pickup Trucks range from 12 to 87 MPG. The best vehicle rates 140 MPGe.

19 MPG
combined city/hwy
16 24
city highway

5.3 gallons per 100 miles

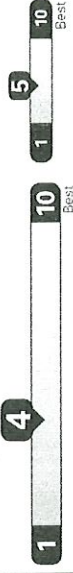
Fuel Economy

Gasoline Vehicle

You spend **\$4,250** more in fuel costs over 5 years compared to the average new vehicle.

Annual fuel cost **\$2,750**

Fuel Economy & Greenhouse Gas Rating (tailpipe only)



This vehicle emits 474 grams CO₂ per mile. The best emits 0 grams per mile (tailpipe only). Producing and distributing fuel also create emissions. Learn more at fuelconomy.gov.

Actual results will vary for many reasons, including driving conditions and how you drive and maintain your vehicle. The average new vehicle gets 23 MPG and costs \$9,500 to fuel over 5 years. Cost estimates are based on 15,000 miles per year at \$3.50 per gallon. MPGe is miles per gasoline gallon equivalent. Vehicle emissions are a significant cause of climate change and smog.

fuelconomy.gov

Calculate personalized estimates and compare vehicles



GOVERNMENT 5-STAR SAFETY RATINGS

Overall Vehicle Score ★★★★★
Based on the combined ratings of frontal, side and rollover. Should ONLY be compared to other vehicles of similar size and weight.

Frontal Crash ★★★★★
Driver ★★★★★
Passenger ★★★★★

Side Crash ★★★★★
Front seat ★★★★★
Rear seat ★★★★★

Rollover ★★★★★
Based on the risk of rollover in a single-vehicle crash.

Star ratings range from 1 to 5 stars (★-★-★-★-★), with 5 being the highest. Source: National Highway Traffic Safety Administration (NHTSA).

www.safercar.gov or 1-888-327-4236

1FTFW3L54SFC73136



TOTAL MSRP \$65,585.00

Scan The QR Code to get more details about this vehicle



CONVOY
ITEM #: 21-W005 O/T 2

SL211 N RB 2X 575 002404 11 21 25

VEHICLE DESCRIPTION



ford.com

STANDARD EQUIPMENT INCLUDED AT NO EXTRA CHARGE

- EXTERIOR DAYTIME RUNNING LAMPS
- EASY FUEL CAPLESS FILLER
- FULLY BOXED STEEL FRAME
- HEADLAMPS - AUTO HIGH BEAM
- HEADLAMPS - AUTOLAMP (ON/OFF)
- LED REFLECTOR HEADLAMPS
- PICKUP BOX TIE DOWN HOOKS
- POWER TAILGATE LOCK
- REAR PRIVACY GLASS
- TRAILER SWAY CONTROL
- WIPERS - INTERMITTENT
- ZONE LIGHTING

- INTERIOR 12" PRODUCTIVITY SCREEN
- DOOR LOCKS - POWER
- DUAL SUNVISORS
- ILLUMINATED ENTRY
- MESSAGE CTR: OUTSIDE TEMP, COMPASS, TRIP COMPUTER
- TILT/TELESCOPE STR COLUMN

- FUNCTIONAL AUTO HOLD
- BLIS W/CROSS-TRAFFIC ALERT
- CLASS IV TRAILER HITCH W/ SMART TRLR TOW CONNECTOR
- FORDPASS™ CONNECT 5GWI-FI HOTSPOT TELEMATICS MODEM
- LANE-KEEPING SYSTEM
- POST-COLLISION BRAKING
- PRE-COLLISION ASSIST W/AEB
- REVERSE BRAKE ASSIST
- REVERSE SENSING AND REAR VIEW CAMERA
- SELECTABLE DRIVE MODES
- SYNC®4 W/EVR & 12" SCREEN

- SAFETY/SECURITY ADVANCETRAC™ WITH RSC®
- AIRBAGS - FRONT SEAT MOUNTED SIDE IMPACT
- AIRBAGS - SAFETY CANOPY®
- CTR HIGH MOUNT STOP LAMP
- PERIMETER ALARM
- SECURE PKG 1 YR INCLUDED
- SOS POST-CRASH ALERT SYS™
- TIRE PRESSURE MONIT SYS

- WARRANTY 3YR/36,000 BUMPER / BUMPER
- 5YR/60,000 POWERTRAIN
- 5YR/60,000 ROADSIDE ASSIST
- 8YR/100,000 HYBRID BATTERY

INCLUDED ON THIS VEHICLE (MSRP) 7,440.00

- EQUIPMENT GROUP 3024
- XLT SERIES
- LED SIDE-MIRROR SPOTLIGHTS
- POWER-SLIDING REAR WINDOW

- OPTIONAL EQUIPMENT/OTHER 2,340.00
- 5.0L V8 ENGINE 295.00
- NO CHARGE
- NO CHARGE
- NO CHARGE
- NO CHARGE
- 1,320.00
- 860.00

PRICE INFORMATION (MSRP) \$51,915.00

BASE PRICE 13,075.00

TOTAL OPTIONS/OTHER

TOTAL VEHICLE & DELIVERY 64,990.00

TOTAL BEFORE DISCOUNTS 67,585.00

XLT MID DISCOUNT - 2,000.00

TOTAL SAVINGS - 2,000.00

48 BUILT YEARS TOUGH
F-SERIES™
AMERICA'S BEST SELLING TRUCKS

The FordPass™ Connect modem is available on select vehicles. See dealer for details. See in-vehicle settings for connectivity options.

*Based on 1977-2024 CY total sales. **FordPass Connect (optional on select vehicles), the FordPass App and complimentary Connected Services are available on select vehicles. See dealer for details. Connected service and features depend on compatible AT&T network availability. Evolving technology/reliability and network operation of connected features. Connected service excludes Wi-Fi hotspot.



Insist on Ford Protect! The only extended service plan fully backed by Ford and honored at every Ford dealership in the U.S., Canada and Mexico. See your Ford dealer or visit www.FordOwner.com.



Get Prequalified now at www.ford.com/finance

WARNING: Operating, servicing and maintaining a passenger vehicle, pickup truck, van, or off-road vehicle can expose you to chemicals including engine exhaust, carbon monoxide, phthalates, and lead, which are known to the State of California to cause cancer and birth defects or other reproductive harm. To minimize exposure, avoid breathing exhaust, do not idle the engine except as necessary, service your vehicle in a well-ventilated area and wear gloves or wash your hands frequently when servicing your vehicle. For more information go to www.P65Warnings.ca.gov/passenger-vehicle.

2202512035843

2026 SILVERADO CREW CUSTOM TB 4WD
 GAZ SUMMIT WHITE /V8G
 H0U JET BLACK
 ORDER NO. FQJTFD/TRE STOCK NO.
 VIN 3GC UKCE D3 TG235887

GENERAL MOTORS LLC
 RENAISSANCE CENTER
 DETROIT MI 48243-1114
 VEHICLE INVOICE 10D19990489
 *****3697*****13*083665

MODEL & FACTORY OPTIONS	MSRP	INV AMT	RETAIL - STOCK
CK10543 SILVERADO CREW CUSTOM TB	52800.00	50212.80	INVOICE 12/18/25
B1J REAR WHEELHOUSE LINERS	140.00	127.40	SHIPPED 12/10/25
C5Y GVWR: 7,100 LBS. (3,221 KG)	N/C	N/C	EXP I/T 01/01/26
FE9 50-STATE EMISSIONS	N/C	N/C	INT COM 01/02/26
GU5 REAR AXLE: 3.23 RATIO	N/C	N/C	PRC EFF 12/10/25
JL1 TRAILER BRAKE CONTROLLER	275.00	250.25	KEYS Z1672 Z1672
L84 ENGINE: 5.3L ECOTEC3 V8 WITH DYNAMIC FUEL MANAGEMENT	1795.00	1633.45	WFP-S QTR OPT-1 BANK: TRUIST BANK
MHT TRANSMISSION: 10-SPEED AUTO	N/C	N/C	CHG-TO 08-366
PCX CUSTOM CONVENIENCE PACKAGE	N/C	N/C	
RD1 18" HIGH GLOSS BLACK PAINTED ALUMINUM WHEELS	N/C	N/C	SHIP WT: 5128 HP: 45.7 GVWR: 7100 GAWR.FT: 3800 GAWR.RR: 3800 EMPLOY: 53029.94 SUPPLR: 55118.90 NTR: 1/2 EMPINC: 3156.44 SUPINC: 1067.48

*2026
SILVERADO 1500
CUSTOM TRAILBOSS*

#49,418

**NOT
EXACT
MATCH
TO SPEC*

TOTAL MODEL & OPTIONS	55010.00	52223.90	ACT 237	53168.60
DESTINATION CHARGE	2595.00	2595.00	H/B 261	1650.30
DEALER IMR CONTRIBUTION		550.10	ADV 261	550.10
LMA GROUP CONTRIBUTION		550.10	EXP 65A	550.10

TOTAL	57605.00	55919.10	PAY 310	55919.10
MEMO: TOTAL LESS HOLDBACK AND APPROX WHOLESALE FINANCE CREDIT		53160.00		

 INVOICE DOES NOT REFLECT DEALER'S ULTIMATE COST BECAUSE OF MANUFACTURER
 REBATES, ALLOWANCES, INCENTIVES, HOLDBACK, FINANCE CREDIT AND RETURN TO
 DEALER OF ADVERTISING MONIES, ALL OF WHICH MAY APPLY TO VEHICLE.

BUSTER MILES CHEVROLET, INC.

ALTERNATE SPECS

SUBJECT TO PRIOR SALE



CHEVROLET 2026 SILVERADO CREW CUSTOM TB 4WD

EXTERIOR: SUMMIT WHITE
INTERIOR: JET BLACK

ENGINE: 5.3L ECOTEC3 V8
TRANSMISSION: 10-SPEED AUTO

PULL THIS STRIP TO EXPOSE ADHESIVE

STANDARD EQUIPMENT

ITEMS LISTED BELOW ARE INCLUDED AT NO EXTRA CHARGE IN THE STANDARD VEHICLE PRICE SHOWN.
CREW CAB SHORT BED 4WD

OWNER BENEFITS

- 3 YEAR / 36,000 MILE^{**} BUMPER-TO-BUMPER LIMITED WARRANTY
- 5 YEAR / 60,000 MILE^{**} POWERTRAIN LIMITED WARRANTY[†]

ROADSIDE ASSISTANCE & COURTESY TRANSPORTATION

- FIRST MAINTENANCE VISIT
- WHO-EVER COMES FIRST
- SEE CHEVROLET.COM OR DEALER FOR TERMS, DETAILS & LIMITS

SAFETY & SECURITY

- CHEVY SAFETY ASSIST
- AUTOMATIC EMERGENCY BRAKING
- FORWARD COLLISION ALERT
- FRONT PEDESTRIAN BRAKING
- LANE KEEP ASSIST W/LANE

DEPARTURE WARNING

- FOLLOWING DISTANCE INDICATOR
- HD REAR VISION CAMERA

TEEN DRIVER MODE

- THE PRESSURE MONITORING WITH TIRE FILL ALERT
- THEFT-DETERRENT SYSTEM

PERFORMANCE & MECHANICAL

- AUTO LOCKING REAR DIFF
- AUTOTRAC 2-SPD TRANSFER CASE
- Z71 OFF-ROAD PACKAGE WITH 2 INCH LIFT
- MONOTUBE SHOCKS
- SKID PLATES
- HILL DESCENT CONTROL
- HEAVY DUTY AIR FILTER
- STABILITRAK W/ TRAILER SWAY CONTROL & HILL START ASSIST
- GOODYEAR WRANGLER TERRITORY TIRES
- TRAILERING PACKAGE WITH

HITCH GUIDANCE

- BRAKE PAD WEAR INDICATOR

CONNECTIVITY & TECHNOLOGY

- CHEVROLET INFOTAINMENT 3 7" DIAG COLOR TOUCHSCREEN ADDITIONAL FEATURES FOR COMPATIBLE PHONES INCLUDE: BLUETOOTH AUDIO STREAMING VOICE COMMAND PASSTHROUGH TO PHONE, WIRELESS ANDROID AUTO & APPLE CARPLAY CAPABLE
- 8 YEARS ONSTAR BASICS
- SEE ONSTAR.COM FOR TERMS
- SIRIUSXM RADIO CAPABLE, TRIAL INCLUDED WITH SUBSCRIPTION SOLD SEPARATELY
- 120V POWER OUTLET IN CARGO BED & INSTRUMENT PAN
- USB PORTS
- DRIVER INFORMATION CENTER
- REMOTE KEYLESS ENTRY
- REMOTE START

INTERIOR

- REAR SEAT REMINDER
- AIR CONDITIONING
- POWER WINDOWS
- FRONT 40/20/40 BENCH SEATS W/ COVERED ARMREST STORAGE
- REAR 60/40 FOLDING BENCH SEAT
- CARPETED FLOOR
- RUBBERIZED VINYL FLOOR MATS

EXTERIOR

- CORNERSTEP REAR BUMPER
- LED CARGO AREA LIGHTING
- EZ LIFT, POWER LOCK, & RELEASE TAILGATE
- POWER ADJUSTABLE HEATED MIRRORS
- DEEP-TINED WINDOWS
- REAR-WINDOW DEFOGGER
- FRONT RED RECOVERY HOOKS

MANUFACTURER'S SUGGESTED RETAIL PRICE
STANDARD VEHICLE PRICE \$52,800.00

OPTIONS & PRICING

OPTIONS INSTALLED BY THE MANUFACTURER MAY VARY SEE STANDARD EQUIPMENT SHOWN

ENGINE: 5.3L ECOTEC3 V8 WITH DYNAMIC FUEL MANAGEMENT	1,795.00
TRAILER BRAKE CONTROLLER	275.00
REAR WHEELHOUSE LINERS	140.00
GVWR: 7,100 LBS. (3,221 KG)	INC.
REAR AXLE: 3.23 RATIO	INC.
CUSTOM CONVENIENCE PACKAGE	INC.
18" HIGH GLOSS BLACK PAINTED ALUMINUM WHEELS	INC.

TOTAL OPTIONS	\$2,210.00
TOTAL VEHICLE & OPTIONS	\$55,010.00
DESTINATION CHARGE	2,585.00

TOTAL VEHICLE PRICE* \$57,605.00

EPA Fuel Economy and Environment DOT

Fuel Economy
16 MPG
Standard pickup trucks range from 12 to 87 MPG. The best vehicle rates 146 MPG.
combined city/hwy
city
highway
15
18
6.2 gallons per 100 miles

Annual fuel cost
\$3,100



Actual results will vary for many reasons, including driving conditions and how you drive and maintain your vehicle. The average new vehicle gets 29 MPG and costs \$8,590 to fuel over 5 years. Cost estimates are based on 15,000 miles per year at \$3.30 per gallon. MPGe is miles per gasoline gallon equivalent. Vehicle emissions are a significant cause of climate change and smog.

fuel economy.gov



Gasoline Vehicle

You spend \$7,000 more in fuel costs over 5 years compared to the average new vehicle.

GOVERNMENT 5-STAR SAFETY RATINGS

Overall Vehicle Score **Not Rated**
Based on the combined ratings of frontal, side and rollover. Should ONLY be compared to other vehicles of similar size and weight.

Frontal Crash	Driver Passenger	★★★★★
Side Crash	Front seat Rear seat	Not Rated Not Rated
Rollover		★★★★★

Based on the risk of injury in a side impact.
Should ONLY be compared to other vehicles of similar size and weight.

Star ratings range from 1 to 5 stars (★★★★★) with 5 being the highest.
Source: National Highway Traffic Safety Administration (NHTSA)
www.safercar.gov or 1-888-327-4236

PARTS CONTENT INFORMATION

FOR VEHICLES IN THIS CARLINE: U.S./CANADIAN PARTS CONTENT: 38%
MAJOR SOURCES OF FOREIGN PARTS CONTENT: MEXICO 36%

NOTE: PARTS CONTENT DOES NOT INCLUDE FINAL ASSEMBLY, DISTRIBUTION, OR OTHER NON-PARTS COSTS.

FOR THIS VEHICLE:
FINAL ASSEMBLY POINT: SILAO, GJ MEXICO
COUNTRY OF ORIGIN: ENGINE: UNITED STATES
TRANSMISSION: UNITED STATES

Better drives start with OnStar[™]
Activate today
Learn more at onstar.com or scan the QR code



ORDER NO. R017D SALES CODE E
VIN 3GCUKCED3TG235887 REISSUE
SILAO, GJ MEXICO
DEALER TO WHOM DELIVERED
BUSTER WILLES CHEVROLET, INC.
PO BOX 397
HERFORD, AL 36284-0397



© 2025 General Motors LLC
GM/BLI, PH02, 0044 - 11/01/2025





Memorandum for Record

FROM: Nicholas Corrigan, Principal

Date: May 11, 2026

RE: Classroom Art Furniture Justification

I recommend that the Oak Ridge Schools Board of Education approve the purchase of 27 tables for the art department from Staples Business. The current tables are deteriorating and have become unsafe for student use. Quotes were obtained from multiple vendors in accordance with board policy.

These selections were made based on durability, appropriate height for our activities, and their ability to facilitate student grouping. This furniture is comparable to that used in other area art districts and will benefit our department for many years.

The Art Department has doubled in size over the last four years due to increased demand for our classes. Much of our existing furniture dates to the building's last remodel or was re-purposed from other departments.

The ORHS Art Department consistently ranks as one of the highest-performing visual arts programs in Tennessee, and we are proud of the opportunities we provide for our students. We look forward to collaborating on this important upgrade.

Nicholas Corrigan, Ed.S.
Principal

1x Enclosure: Oak Ridge Schools Competitive Quote Sheet

Principal
Nick Corrigan

Assistant Principals
Dr. Beth Fisher
David Foust
Jennifer Milligan
Stephanie Thompson
Chris Williams

Athletic Director
Joe B. Gaddis

Quote #: BI-399465

SOLD TO:

Oak Ridge Schools

SHIP TO:

Mary Ann Riley
Oak Ridge Schools
1450 Oak Ridge Turnpike

Oak Ridge TN. 37830

Project: Tables

BI / QUOTE #	DATE	CUSTOMER PO NO	CUSTOMER NO	SALESPERSON
BI-399465	5/1/2026		Mary Ann Riley	Mikeal Blake

Line #	Qty	Part Number	Part Description	Sell \$	Ext Sell \$
1	27	SLT9-4872P	NPS® Steel Fixed Height Science Lab Table, 48 X 72 X 30, Phenolic Top, Grey Legs	\$1,491.50	\$40,270.50
2	1	Deliver	Coordinated Drop Ship Delivery	\$0.00	\$0.00
3	1	Lift Gate	NPS Lift Gate	\$130.00	\$130.00
4	1	Lead Time	Estimated Lead Time to Ship from NPS (8-9 Weeks)	\$0.00	\$0.00

Grand Total Sell :				\$40,400.50
---------------------------	--	--	--	--------------------

Special Instructions

Return Policy: Furniture is sourced specifically for the customer and is non-returnable. Damaged or Defective items will be repaired or replaced in keeping with the manufacturer warranties in place at time of order.

This quote is valid for 30 days unless otherwise noted. Applicable Sales Tax will be added at time of invoicing.

Additional Instructions

By signing this quote, the customer authorizes the procurement of the products and services contained herein. This sale is subject to the Staples Furniture Solutions Terms and Conditions attached.

ACCEPTED BY	TITLE	DATE	PO NUMBER
Grand Total Sell : \$40,400.50			

BI / QUOTE #	DATE	CUSTOMER PO NO	CUSTOMER NO	SALESPERSON	
BI-399465	5/1/2026		Mary Ann Riley	Mikeal Blake	
Line #	Qty	Part Number	Part Description	Sell \$	Ext Sell \$

FURNITURE TERMS AND CONDITIONS

These Terms and Conditions ("T&Cs") apply to all furniture products and services sold by Staples Contract & Commercial LLC ("Staples"). Throughout these T&Cs, your organization will be referred to as "Buyer" or as a "Party". These T&Cs, together with the quote with which these T&Cs are provided/incorporated, form a binding agreement between Staples and Buyer.

1) PRICES OF PRODUCTS AND SERVICES. Buyer may purchase and Staples shall provide the furniture products ("Products") and related services ("Services") at the prices set forth in Staples' written quote. All written quotes for the Products shall be governed by the terms and conditions of these T&Cs and any Exhibit if attached hereto. The purchase price of the Products does not include freight, handling, installation, insurance, sales or other taxes. Staples' prices are subject to change pursuant to the provisions contained herein and as quoted by Staples to Buyer for each project quoted. Freight, handling and installation charges are invoiced separately. Staples reserves the right to reasonably adjust a Product's price if extraordinary market events require immediate adjustment (e.g., shortages, trade disputes, natural disasters, etc.) and to adjust pricing with the impact of tariffs, customs, or duties imposed on Products. Staples will work with Buyer to identify alternative Products to mitigate customs impact where possible.

2) TERM. Either party shall have the right to terminate the provision of Products and Services pursuant to these T&Cs, for any reason, upon thirty (30) calendar days' prior written notice to the other party. All Products and Services quoted as of the effective date of termination shall be invoiced to Buyer upon termination. In the event of a termination by either party or upon cancellation or expiration of the Agreement, Buyer agrees to promptly pay all amounts owed to Staples. Following termination, Staples reserves the right to withhold shipment of Products until all past due invoices owed to Staples by Buyer are paid.

3) DESIGN. Designs, plans, drawings, specifications, and samples (and the contents thereof) provided in connection with the Products are the property of Staples, and may not be used, reproduced or distributed in whole or in part without Staples' written consent.

4) SHIPPING. Staples shall not be responsible for delays or defaults caused by others or by circumstances beyond its control. Unless Buyer has specified shipping instructions in writing herein or by a subsequent written notice, shipment and delivery will be made by the designated carrier and in the manner deemed best by Staples, including partial shipments.

5) RISK OF LOSS AND DAMAGE. Title and risk of loss or damage to the Product shall pass to Buyer when it is delivered to Buyer or Buyer's agent, whichever first occurs. Staples shall not be liable for any shipping damage, delay, default, loss or expense occurring during or attributable to transportation by any third party carrier.

6) DELIVERY AND INSTALLATION. If delivery and installation are part of this sale, the following provisions shall apply:

- A. Installation Site Condition** - Buyer will ensure the site is clean and free of debris prior to installation. If Staples must remove or assist in removing existing furniture or equipment at the job site, Buyer shall pay Staples for this Service, as separately invoiced.
- B. Installation Site Services** - Electricity, heat, and elevator service will be furnished at Buyer's expense. Buyer shall provide adequate facilities for docking, moving and handling of Products.
- C. Special Packaging or Handling** - If special packaging or handling not contained in these T&Cs is required, Buyer shall pay an extra charge as invoiced separately.
- D. Delivery/Installation** - Delivery and installation will be during normal business hours (8:00 AM to 5:00 PM local time Monday through Friday, except for Staples designated holidays). Buyer shall pay additional labor costs resulting from overtime work performed at Buyer's request. Staples shall designate the personnel to install the Products sold herein. Buyer shall be responsible for obtaining proper permits for the installation. If regulations in force at the time of installation require the use of tradesmen at the site other than Staples designated personnel, Buyer shall pay for any additional costs incurred. If the Products must be moved due to progress of other trades, or other reason, the Buyer agrees to pay the extra cost of moving.
- E. Storage Space** - Unless the Products arrive at the site earlier than the date requested, the Buyer shall provide safe and adequate storage space at the Buyer's expense. If the space provided is inadequate or inconveniently located (such as on another floor) or requires excessive sorting or other additional expense, the Buyer shall pay the associated cost or expense.

7) INSTALLATION DELAYS. If construction delays or other causes not within Buyer's or Staples' control force postponement of an installation as scheduled, Staples or the Buyer shall store the Products until installation can be resumed, and the Products shall be considered accepted by the Buyer for purposes of invoicing and payment. Buyer shall pay all transfer and storage charges incurred.

8) COMPLETION OF INSTALLATION. Within a reasonable time after installation, authorized representatives of Staples and Buyer shall inspect the Product for conformity with the order and for defects and/or damages, and shall note all such mutually agreed upon items on an installation "Service Report". Upon completion of the inspection, the representatives of Staples and Buyer shall sign the Service Report, which shall constitute acceptance of Products installed, except as noted in the Service Report.

9) CHANGE ORDER/CANCELLATION. Any order changes must be submitted in writing. Staples will use commercially reasonable efforts to accommodate Buyer's written change order request. All changes/cancellation requests shall be evaluated at the time of request by Staples and are subject to revised lead times and/or additional charges as applicable.

10) RETURNS POLICY. Custom or made to order Products, or Products sourced specifically for Buyer are not eligible for return. Upon approval by Staples, stocked inventory Product may be returned subject to a restocking fee exclusive of freight and delivery. Returned Product must be in new and unused condition and returned in its original carton within 14 days of receipt.

11) PAYMENT. Buyer may be required to pay a deposit of 50% of the total purchase price of the Product ordered. Payment terms are net 30 days from the date of shipment and net 10 days on a consolidated billing method (e.g. weekly, monthly). For partial shipments, payment shall be due only for Products received. The remaining balance for any partial shipment shall be due within terms following installation of the Product. Staples may invoice

BI / QUOTE #	DATE	CUSTOMER PO NO	CUSTOMER NO	SALESPERSON
BI-399465	5/1/2026		Mary Ann Riley	Mikeal Blake

Line #	Qty	Part Number	Part Description	Sell \$	Ext Sell \$
---------------	------------	--------------------	-------------------------	----------------	--------------------

Buyer at any time following shipment of the Product. Buyer shall pay the net amount shown on the face of the invoice. Credit cards shall not be accepted unless otherwise agreed by Staples. Staples reserves the right to charge interest on any past due amount at the rate of 1.5% per month, or the maximum rate legally permitted, whichever is less. Staples shall be entitled to recover its costs of collection, including reasonable attorneys' fees.

12) TAXES. Staples may collect, and Buyer shall pay, any taxes, which Staples may be required to pay or collect by law in connection with this sale. Any such taxes will be added to the price at time of invoicing and the Buyer shall pay the same unless the Buyer shall furnish written proof thereof of exemption to Staples prior to the estimated shipping date. The appropriate tax rate will be based on where the Product is received.

13) LIMITED WARRANTY. Staples will pass through all manufacturers' warranties for the Products sold to Buyer in lieu of any other express or implied warranties by Staples. STAPLES EXPRESSLY DISCLAIMS ALL REPRESENTATIONS AND WARRANTIES, EXPRESS OR IMPLIED, INCLUDING WITHOUT LIMITATION, NON-INFRINGEMENT, MERCHANTABILITY, FITNESS FOR A PARTICULAR USE OR PURPOSE, OR ANY OTHER STATUTORY OR COMMON LAW WARRANTY.

14) LIMITATION OF LIABILITY. Neither party shall be liable to the other for any special, indirect, incidental, consequential, or punitive damages of any kind even if advised of the possibility thereof. In no event shall Staples' liability (whether in contract, tort or otherwise) for damages arising out of the sale, delivery, installation, use or performance of the Product exceed the purchase price of the Product from which the claim arises.

15) CONFIDENTIALITY. The parties will not disclose any confidential information furnished by the other party, except as required by law. For purposes hereof, confidential information includes, but is not limited to, each party's customer lists, prices, purchasing patterns, and financial information provided by either party, whether or not marked as confidential. In the event a party believes it is required by subpoena or other legal process to disclose confidential information received from the other party, it will give prompt written notice to such other party prior to making any disclosures. If this section is breached, the parties agree that monetary damages may not be sufficient to remedy such breach and that the non-breaching party may suffer irreparable damages, and therefore, the parties agree that the non-breaching party will be entitled to equitable and injunctive relief.

16) Press Releases and Advertisements. Unless expressly required by applicable law, neither party shall, without the prior written consent of the other, issue press releases, marketing literature, public statements, or in any way engage in any other form of public disclosure relating to these T&Cs.

17) SECURITY INTEREST. Staples reserves and Buyer grants to Staples a purchase money security interest in the Product and in the proceeds thereof to secure any payment due hereunder including subsequent invoices. Upon Staples request, Buyer shall execute financing statements and other documents reasonably requested by Staples to protect Staples' security interest. Buyer shall maintain the Product in good condition; keep the Product free from liens and encumbrances; and shall not use or permit use of the Product in a manner likely to damage it, nor remove or permit the removal of the Product from the installation location, nor permit the disassembly of the Product and shall permit inspection by Staples' representative at reasonable times. Buyer shall procure and maintain fire, extended coverage, vandalism and malicious mischief insurance to the full insurable value of the Products, with loss payable to Staples as its interest may appear.

18) INDEMNIFICATION. Each party ("Indemnifying Party") shall defend, hold harmless and indemnify the other, its officers, directors, employees, and agents ("Indemnified Party") from and against all third-party claims, damages, or causes of action arising out of or related to the Indemnifying Party's grossly negligent acts or omissions or material breach of any representation, warranty, covenant or obligation under these T&Cs. The Indemnified Party will (a) notify the Indemnifying Party promptly in writing of such action, (b) give the Indemnifying Party sole control of the defense and settlement of such action and (c) provide the Indemnifying Party all reasonable information and assistance requested.

19) FORCE MAJEURE. Neither party shall be liable for delays or impairment of performance resulting in whole or in part from acts of God, labor disruptions, shortages, inability to procure product, supplies or raw materials, severe weather conditions, acts of subcontractors, interruption of utility services, acts of governments, or any other circumstances or causes beyond the control of either party in the conduct of its business.

20) ASSIGNMENT. Neither party may assign the benefits of these T&Cs without the prior written consent of the other, provided however that Staples may assign these T&Cs to any affiliate, subsidiary or controlled entity. Any party who is assigned these T&Cs is bound to all of the terms and conditions contained herein.

21) INSURANCE. Staples shall at its expense maintain: (i) commercial general liability insurance with limits of at least \$1,000,000 combined single limit per occurrence; (ii) if deliveries are to be made by Staples to any Buyer facility, automobile bodily injury and property damage liability insurance covering owned, non-owned and hired automobiles, the limits of which shall not be less than \$1,000,000 combined single limit per occurrence; (iii) employer's liability insurance, the limits of which shall not be less than \$1,000,000; (iv) workers' compensation insurance as prescribed by applicable law; and (v) umbrella/excess coverage in the amount of \$4,000,000 per occurrence. With respect to the coverage described in (i), (ii), and (v) above, Staples shall (a) name Buyer as an additional insured for loss or damage arising out of Staples' products or services under these T&Cs; (b) name Buyer's landlord or property manager as an additional insured when deliveries or services are to be made or performed by Staples at any Buyer facility; (c) waive insurer's subrogation rights against Buyer and Buyer's landlord or property manager, except to the extent loss or damage is caused solely by Buyer or Buyer landlord or property manager; (d) provide primary, non-contributory coverage to additional insureds to the extent loss or damage results from products or services under these T&Cs; and (e) be insured with insurance companies of recognized standing rated A VIII or better by A.M. Best. Buyer and Buyer's landlord or property manager shall receive prior written notice of cancellation in accordance with the policy provisions.

22) Governing Law. The provisions of these T&Cs shall be construed in accordance with the laws of the State of New York excluding its conflicts of law provisions.

23) TERMS AND CONDITIONS OF AGREEMENT. These terms and conditions, in addition to any quote, contain the entire agreement between the parties with respect to the subject matter hereof. All modifications must be in writing, signed by authorized agents of both parties. These T&Cs shall control over any terms and conditions presented in either party's order forms or other documents which conflict with these T&Cs. If there are any additional terms and conditions contained in Buyer's ordering documents that add to or conflict with these terms and conditions, except for product description, pricing, quantity, and delivery instructions, such terms and conditions are expressly objected to and shall not be binding on Staples.



K-Log, Inc.
1224 W. 27th St.
P.O. Box 5
Zion, IL 60099

Phone: 800-872-6611
Fax: 847-872-3728

PURCHASER:

Heather Eades
Visual Art Teacher
Oak Ridge High School
1450 Oak Ridge Turnpike
Oak Ridge TN 37830

SHIPPING ADDRESS:

Oak Ridge High School
145 Oak Ridge Turnpike
Oak Ridge TN 37830

Customer

Phone: 865-425-9601
Fax:
Email: hkeades@ortn.edu

QUOTE

Q25-246518



Page 1 of 1

Customer #: 212825
Quote Date: 9/25/2025
Valid Thru: 10/9/2025

Quote Prepared By:
Adalicia Robles

adalicia@k-log.com

800-872-6611 Ext: 118

Item	Additional Information	Qty	Your Price	Ext Price
DAF-728TP 72"Wx48"D Brandt Phenolic A-Frame Science Table  Paint Finish: Dark Gray Caster Option: Optional: Glides Height Option: Standard - 30"H	Assembly: Assembly Required Ship Via: Truck Typically ships within 45 to 55 business days (9 to 11 weeks, or approximately 2 months). Co-op or Contracting Agency: The Tennessee Library Consortium (Tenn-Share) Contract # Catalog Discount	27	\$1,627.99	\$43,955.73
			Regular Price: \$1,789.00 Contract Price: \$1,627.99	
AMQU-18 Magnate Slack Chair w/ 18"H Seat  Hard Plastic Seat & Back: Black	Assembly: Fully Assembled Ship Via: Truck Typically ships within 45 to 55 business days (9 to 11 weeks). May ship be up to 65 business days (13 weeks) or approximately 2 months during peak season. Co-op or Contracting Agency: The Tennessee Library Consortium (Tenn-Share) Contract # Catalog Discount	108	\$101.01	\$10,909.08
			Regular Price: \$111.00 Contract Price: \$101.01	

SHIPMENT DETAILS

Typically Ships From	Ship Method	Weight
Waterloo, ON N2J 3B5 Liftgate Service (Driver uses a liftgate to lower the items to the ground. Customer will bring the items inside.) Includes 24 Hour Advanced Notice Appointment Scheduling.	Truck	2700 lbs
Suring, WI 54174 Liftgate Service (Driver uses a liftgate to lower the items to the ground. Customer will bring the items inside.) Includes 24 Hour Advanced Notice Appointment Scheduling.	Truck	10017 lbs

Sub Total: \$54,864.81
Tax: \$0.00
Shipping: \$3,135.11
Total: \$57,999.92

We are pleased to submit the above quotation for your consideration. All quotations are contingent upon the availability of materials and all other causes beyond our control. Typographical errors are subject to correction. PLEASE NOTE: Prices and shipping charges are for the models and quantities listed. Shipping charges are for standard dock to dock tailgate delivery unless otherwise indicated. Thank you!

Today's Classroom LLC
 5771 Mayfair Road
 North Canton, OH 44720 US
 +18779099910
 info@todaysclassroom.com

Estimate

ADDRESS
 Oak Ridge Schools

SHIP TO
 Oak Ridge High School
 Heather Eades
 1450 Oak Ridge Turnpike
 Oak Ridge, TN 37830

ESTIMATE # JM11-1005
DATE 09/22/2025
EXPIRATION DATE 09/29/2025

ACTIVITY	QTY	PRICE	TOTAL
CH-HP-SK-G-17 Columbia CH-HP-SK-G-17 Hard Plastic Super Stacker Chair 17.5" Seat Height Seat Color: Wine Frame Finish: Chrome Glides: Nylon	108	93.61	10,109.88
AFT72484 Diversified AFT72484 Avenuu Rectangle A- Frame Table with Phenolic Top 48"W x 72"L Height: 30" Frame Color: Dark Gray (D) Feet Style: Leveling Glides (N) Backpack Hook: None	27	1,565.63	42,272.01
Shipping Lift Gate Shipping with Lift Gate to get products to Ground Level	1	3,667.35	3,667.35
TN - Sales Tax Sales Tax 9.75% of \$56,049.24	1	5,464.80	5,464.80

Here is the quotation for the items you requested. Please call if you have any questions.

Sincerely

Today's Classroom
 877-909-9910

SUBTOTAL	61,514.04
TAX	0.00
TOTAL	\$61,514.04

American Commercial Furniture, LLC
 8070 Castleton Rd
 Unit 521
 Indianapolis IN 46250

Shipping Address:

Oak Ridge Schools, Oak Ridge High School, Heather Eades
 1450 Oak Ridge Turnpike
 Oak Ridge TN 37830
 United States
 ☎ +1 865-425-9601

Quotation # SO16607

Need a W9? Download a Copy

Quotation Date: 09/24/2025 Expiration: 10/08/2025 Salesperson: Chrissy Gildersleeve Deliver By Deadline: No Deadline Specified Do Not Deliver Before: OK to Ship When Ready

Product Image	Description	Quantity	Unit Price	Taxes	Amount
---------------	-------------	----------	------------	-------	--------

This quote is presented exempt from TN state sales tax. To purchase, please provide a copy of your tax exemption certificate.

Tables




[1034753] Diversified Spaces Avenuu A-Frame Table, Phenolic Top, 72" W x 48" D

27 1,670.00 \$ 45,090.00
 Unit(s)

**No Backpack Hooks*

Ships in 8 to 11 Weeks

Limited Lifetime Warranty Handled by American Commercial Furniture



Steel Leg Color: Dark Gray

27 0.00 \$ 0.00
 Unit(s)



Table Height: 30"

27 0.00 \$ 0.00
 Unit(s)



Casters/Glides: Glides*

27 0.00 \$ 0.00
 Unit(s)

**Reduces Height by 2-5/8*

American Commercial Furniture, LLC
8070 Castleton Rd
Unit 521
Indianapolis IN 46250

reviewed and accepted by the Buyer. Any Buyer accepting and using Seller's Quote, whether in a Purchase Order, or otherwise, also accepts this Agreement in its entirety.

Order Cancellation: Buyer acknowledges that this Sales Agreement may not be eligible for cancellation once submitted and processed for fulfillment. Seller will use its commercially reasonable effort to honor any cancellation request of Buyer, but Buyer must strictly follow Seller's return policy, in part as outlined in this Agreement, if it is too late to cancel. Custom products that have already entered production may incur sizeable restocking fees, or may not be eligible for cancellation, depending on how far along in the production process they have advanced. Any changes to this Agreement after acceptance may incur fees, for which the Buyer is responsible (re-routing after shipment, adding delivery services, etc.).

Payment: Prepayment via credit card, check, or bank transfer is required to secure this Agreement, unless the Buyer is offered terms. Purchase Orders with net 30 terms are accepted from schools, government organizations, and some companies, but will require preapproval. All delinquent invoices are subject to 1.5% interest per month. Any tax imposed by federal, state, or other governmental authority on the sale of the merchandise and service referred to on this order shall be paid by the Buyer. Transfer of title and/or ownership and/or use rights of any kind in the products and items of each and every kind proposed to be sold by Seller to Buyer under this Agreement (collectively, "Goods") shall not pass to Buyer until Buyer has paid in full the purchase price to Seller.

Delivery Deadline & Do Not Deliver Before: All provided lead times are estimates. Items may ship early and at different times than other items on the order. If a hard delivery deadline exists, Buyer is responsible to ensure that the "Delivery Deadline" field on the quote accurately reflects the deadline. Buyer also agrees to accept order items early unless specified a specified "Do Not Deliver Before" date is set. Seller will not be responsible for any order deadlines or do not ship before requests unless it is clearly noted on the quote within these fields.

Delivery: Orders will ship via FedEx/UPS, or via LTL freight carrier, depending on the size of the shipment or item (s). If free freight is offered, it includes FedEx Ground, UPS Ground, and tailgate freight only. The Buyer will be responsible for unloading all LTL freight shipments from the tailgate, and shall bear all risk of loss associated with same, unless additional services are requested at the time of ordering. Additional freight services such as a lift gate or inside delivery are available upon request, for an additional charge. Any delivery services added at the time of delivery will be billed to the Buyer at cost.

Damages & Shortages: For all freight shipments, any damages or shortages must be noted on the delivery receipt before signing to be eligible for a claim. Seller must be notified within 24 business hours of any freight damage or shortages due to the limited window that freight carriers provide for filing a claim. Please note that any damages or shortages not written on the delivery receipt are subject to the carrier's grace. Seller cannot be held liable for any freight damages or shortages not noted at the time of delivery. For FedEx/UPS shipments, please notify Seller within 5 days of receipt if there is damage.

Shipment Refusals: The Buyer is responsible for any return shipping costs due to shipment refusals, or undeliverable shipments. The Buyer is also responsible for any restocking fees charged by the manufacturer due to a refusal. If the item is

+1 800-571-2699 support@americancommercialfurniture.com

American Commercial Furniture, LLC
8070 Castleton Rd
Unit 521
Indianapolis IN 46250

or employee of the Seller or the Buyer in the performance of this Agreement, except to the extent such acts are determined to have been the result of the fraud, gross negligence, or intentional misconduct of any of the Seller or the Seller's members, managers, officers, agents, and employees, and the Buyer hereby agrees to indemnify, defend and hold harmless the Seller, its members, managers, officers, agents, and employees, from and against any liability, loss, damage, cost or expense (including reasonable attorneys' fees) by reason of any such act or omission except to the extent such acts are determined to have been the result of the fraud, gross negligence, or intentional misconduct of any of the Seller or the Seller's members, managers, officers, agents, and employees. Notwithstanding anything in this Agreement to the contrary, all of the obligations of the Seller contained in this Agreement are limited in that the Seller is only required to use its reasonable efforts to accomplish the desired result or to prevent the undesired result, and the liability of the Seller for breach of the provisions of this Agreement shall be limited to gross negligence or willful violations of such obligations. The Buyer shall provide written notice to Seller of any purported breach or default of Seller within ten (10) days of the time it first comes to the knowledge of Buyer, otherwise such shall be deemed waived. Buyer shall at all times comply with all laws applicable to this Agreement, Buyer's performance of its obligations hereunder, and Buyer's use or sale of the Goods. Without limiting the generality of the foregoing, Buyer shall (a) at its own expense, maintain all certifications, credentials, licenses, and permits necessary to conduct its business relating to the purchase or use of the Goods and (b) not engage in any activity or transaction involving the Goods, by way of shipment, use or otherwise, that violates any law. Seller makes no guarantee, warranty or representation of any kind. Buyer agrees it shall have no setoff rights of any kind. EXCEPT FOR OBLIGATIONS TO MAKE PAYMENT UNDER OR COMPLY WITH THIS AGREEMENT, SELLER'S AGGREGATE LIABILITY ARISING OUT OF OR RELATED TO THIS AGREEMENT, WHETHER ARISING OUT OF OR RELATED TO BREACH OF CONTRACT, TORT (INCLUDING NEGLIGENCE) OR OTHERWISE, SHALL NOT EXCEED THE TOTAL OF THE AMOUNTS PAID TO SELLER PURSUANT TO THIS AGREEMENT. WITHOUT LIMITING THE GENERALITY OF THE FOREGOING, BUYER ASSUMES ALL RISK AND LIABILITY FOR THE RESULTS OBTAINED BY THE USE OF ANY GOODS, WHETHER IN TERMS OF OPERATING COSTS, GENERAL EFFECTIVENESS, SUCCESS OR FAILURE, AND REGARDLESS OF ANY ORAL OR WRITTEN STATEMENTS MADE BY SELLER, BY WAY OF TECHNICAL ADVICE OR OTHERWISE, RELATED TO THE USE OF THE GOODS.

Buyer has (i) read and agree to the terms of this Agreement, including but not limited to the medical and weight capacity disclaimers attached hereto and made a part hereof as Exhibit 2, and (ii) reviewed the Quote for accuracy of items, quantities, prices, and product options, and agrees with and accepts Agreement and Quote.:

Buyer- _____

Signature: _____ Date: _____

If electronically signed, the date is the date of quote acceptance and online signature.

EXHIBIT 1

Quote- See Above

American Commercial Furniture, LLC
8070 Castleton Rd
Unit 521
Indianapolis IN 46250

In addition, all weight capacities assume a load is evenly distributed across the surface of the item. Loads not evenly distributed will decrease effective static load capacity of any item. Highly unbalanced loads can pose a safety issue.

Please use this guidance accordingly when making decisions regarding which products will be suitable for your use. Buyer assumes all responsibility for determining the static weight capacity needed for their application. Seller shall not be held liable for product failures not adhering to static load capacity guidance.

OAK RIDGE SCHOOLS
BOARD OF EDUCATION MEETINGS
2026 - 2027

Monday, July 27	5:00 PM
Monday, August 24	5:00 PM
Monday, September 21	5:00 PM
Monday, October 26	5:00 PM
Monday, November 16	5:00 PM
Monday, January 11 (in lieu of Dec)	5:00 PM
Monday, January 25	5:00 PM
Monday, February 22	5:00 PM
Monday, March 29	5:00 PM
Monday, April 26	5:00 PM
Monday, May 24	5:00 PM
Monday, June 28	5:00 PM

Oak Ridge, TN

BOE General Fund Financial

Filter Option: Previous Month
 Fiscal Year: 2025-2026
 Month: April

Account	Account Description	2025-26 FYTD Budget	Monthly Activity	YTD Activity	% of Budget	Variance from Budget	Total Encumbrance	Budget Remaining
40110	Current Property Tax	13,830,000.00	-637,360.90	-12,746,695.87	-0.88	1,083,304.13	0.00	1,083,304.13
40210	Local Option Sales Tax	9,500,000.00	-803,719.41	-8,316,588.09	-0.89	1,183,411.91	0.00	1,183,411.91
40275	Mixed Drink Tax	500.00	-17.04	-522.41	-1.04	-22.41	0.00	-22.41
43511	Tuition - Regular Day Students	330,000.00	-19,222.09	-319,799.24	-0.70	10,200.76	0.00	10,200.76
43533	Transportation Fees	3,500.00	-315.00	-2,145.00	-0.61	1,355.00	0.00	1,355.00
44110	Interest Earned	800,000.00	-77,315.72	-630,603.93	-0.79	169,396.07	0.00	169,396.07
44120	Lease/Rentals	15,000.00	-5,591.00	-26,087.00	-1.74	-11,087.00	0.00	-11,087.00
44170	Miscellaneous Refunds	7,500.00	-1,321.55	-7,325.45	-0.98	174.55	0.00	174.55
44530	Sale of Equipment	15,000.00	-820.00	-130,271.00	-8.68	-115,271.00	0.00	-115,271.00
44570	Contributions & Gifts	200,000.00	-78,084.70	-130,495.88	-0.44	69,504.12	0.00	69,504.12
44990	Other Local Revenues	40,000.00	-1,592.00	-4,561.21	-0.02	35,438.79	0.00	35,438.79
46510	TN Investment in Student Achv	34,295,000.00	-3,398,392.17	-31,237,447.67	-0.91	3,057,552.33	0.00	3,057,552.33
46513	TISA On-Behalf Payments	85,000.00	0.00	0.00	0.00	85,000.00	0.00	85,000.00
46515	Early Childhood Education	648,925.10	-48,575.21	-374,393.97	-0.43	159,409.03	0.00	159,409.03
46590	Other State Education Funds	1,007,240.00	0.00	-939,346.40	-0.34	-16,706.40	0.00	-16,706.40
46596	Paid Parental Leave	100,000.00	0.00	-79,014.52	-0.79	20,985.48	0.00	20,985.48
46610	Career Ladder Program	76,000.00	-27,266.27	-64,173.24	-0.84	11,826.76	0.00	11,826.76
46790	Other Vocational	52,254.56	-1,578.00	-28,374.90	-0.54	13,625.10	0.00	13,625.10
46980	Other State Grants	190,023.34	-45,442.50	-74,458.82	-0.26	325,541.18	0.00	325,541.18
46990	Other State Revenues	0.00	0.00	-27,609.82		-27,609.82	0.00	-27,609.82

Oak Ridge, TN

BOE General Fund Financial

Filter Option: Previous Month
 Fiscal Year: 2025-2026
 Month: April

Account	Account Description	2025-26 FYTD Budget	Monthly Activity	YTD Activity	% of Budget	Variance from Budget	Total Encumbrance	Budget Remaining
47630	Public Law 874 - Maint/Operat.	25,000.00	0.00	-36,399.00	-1.46	-11,399.00	0.00	-11,399.00
47640	ROTC Reimbursement	82,000.00	-20,502.52	-61,507.56	-0.75	20,492.44	0.00	20,492.44
49700	Insurance Recovery	3,000.00	0.00	-27,897.25	0.00	-24,897.25	0.00	-24,897.25
49800	Transfers In	125,000.00	0.00	0.00	0.00	125,000.00	0.00	125,000.00
49810	City General Fund Transfer	15,493,963.00	-1,291,163.58	-12,911,635.80	-0.83	2,582,327.20	0.00	2,582,327.20
4550	141 R -----	76,924,906.00	-6,458,279.66	-68,177,354.	-0.79	8,747,551.97	0.00	8,747,551.97

Oak Ridge, TN

BOE General Fund Financial

Filter Option: Previous Month
 Fiscal Year: 2025-2026
 Month: April

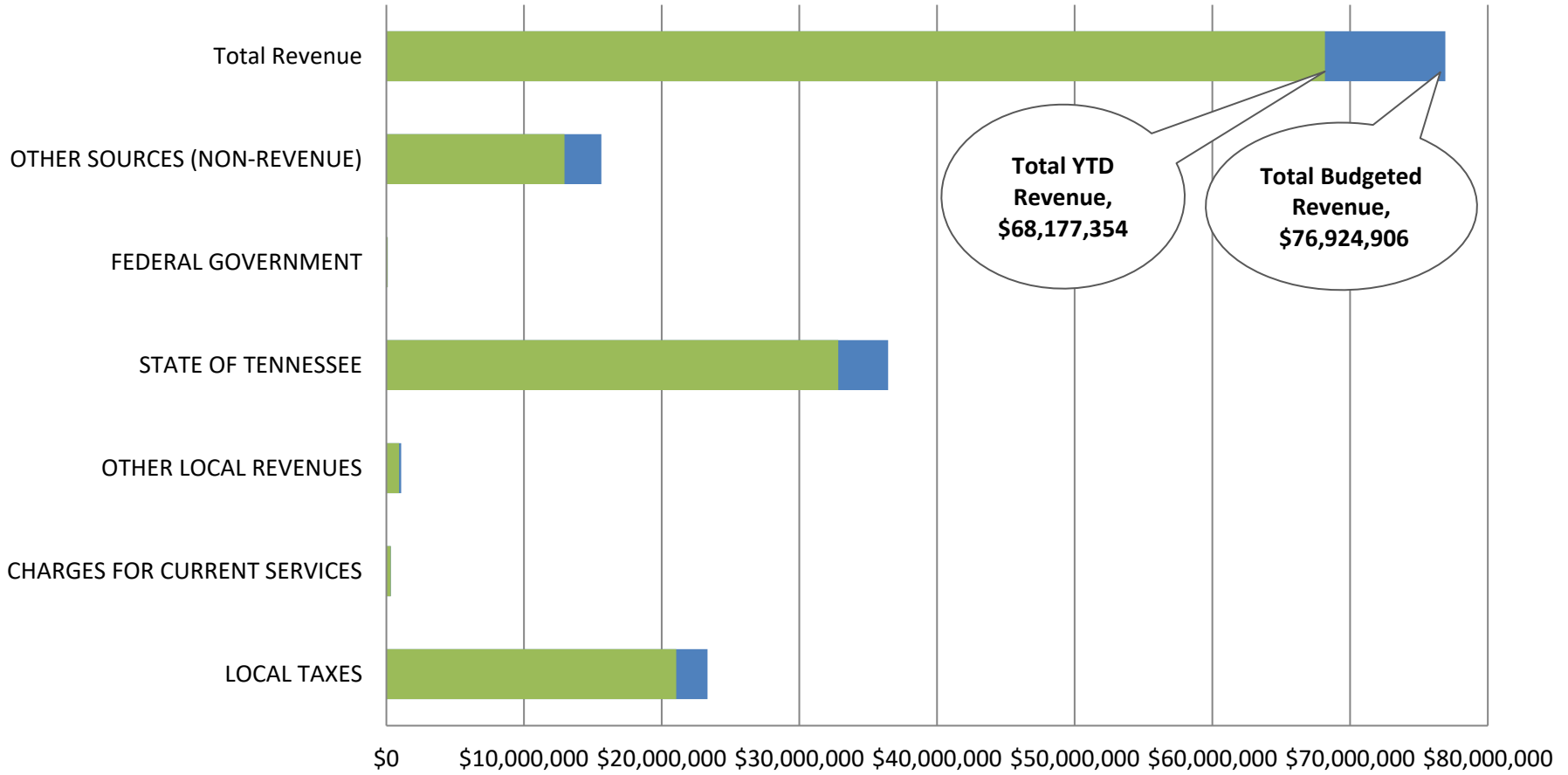
Account	Account Description	2025-26 FYTD Budget	Monthly Activity	YTD Activity	% of Budget	Variance from Budget	Total Encumbrance	Budget Remaining
71100	Regular Instruction Prgm	38,056,044.46	2,818,964.95	29,804,071.61	0.58	8,535,044.69	7,054,243.97	1,485,044.54
71150	Alternative Instruction Prgm	966,570.00	82,432.09	733,850.04	0.61	168,920.96	192,731.33	-20,919.35
71200	Special Education Prgm	6,705,589.41	571,186.18	5,091,049.14	0.70	1,438,054.86	1,350,055.40	88,258.94
71300	Career/Technical Education Prg	2,617,550.17	214,420.73	1,915,584.89	0.56	652,615.11	526,164.26	136,202.52
71900	Contingency	131,825.41	0.00	-639.00	-0.05	705,328.36	0.00	705,328.36
72120	Health Services	974,424.00	82,437.41	757,422.80	0.72	184,729.20	176,987.09	8,166.55
72130	Other Student Support	2,310,829.33	239,741.47	1,847,109.24	0.76	430,643.46	304,664.36	119,053.10
72210	Regular Inst. Support	4,651,729.66	385,462.07	3,526,887.38	0.69	874,529.26	749,402.25	125,348.19
72220	Special Education Support	769,230.00	63,171.57	592,899.55	0.73	173,826.45	159,286.67	10,532.28
72230	Career & Technical Prg Support	273,584.00	18,036.40	204,191.08	0.67	70,113.92	47,578.72	14,570.85
72250	Technology Services	3,222,243.02	232,667.81	2,567,614.73	0.77	702,554.27	446,208.33	339,062.42
72290	Communications	341,836.00	39,323.86	281,985.96	0.77	57,496.04	42,975.28	19,712.90
72310	Board of Education	1,368,795.00	60,109.17	1,046,938.60	0.69	283,010.40	0.00	283,010.40
72320	Director of Schools	441,207.00	36,834.85	355,846.86	0.69	85,265.14	62,878.17	22,386.97
72410	Office of the Principal	5,007,399.00	417,086.97	4,071,140.67	0.61	1,178,578.33	728,450.85	451,846.69
72510	Fiscal Services	1,176,038.00	108,996.73	939,658.46	0.61	250,579.54	163,650.16	87,134.04
72520	Human Resources/ Personnel	589,252.00	41,696.34	473,501.84	0.70	112,025.16	78,016.35	34,758.81
72610	Operation of Plant	5,270,670.57	411,422.56	4,190,344.93	1.09	1,107,195.76	503,185.61	602,828.01
72620	Maintenance of Plant	2,567,559.21	243,846.44	1,891,399.84	0.71	540,119.40	386,879.02	156,195.74
72710	Transportation	2,255,879.00	233,275.91	1,627,060.35	0.66	561,153.65	0.00	561,153.65

Oak Ridge, TN BOE General Fund Financial

Filter Option: Previous Month
Fiscal Year: 2025-2026
Month: April

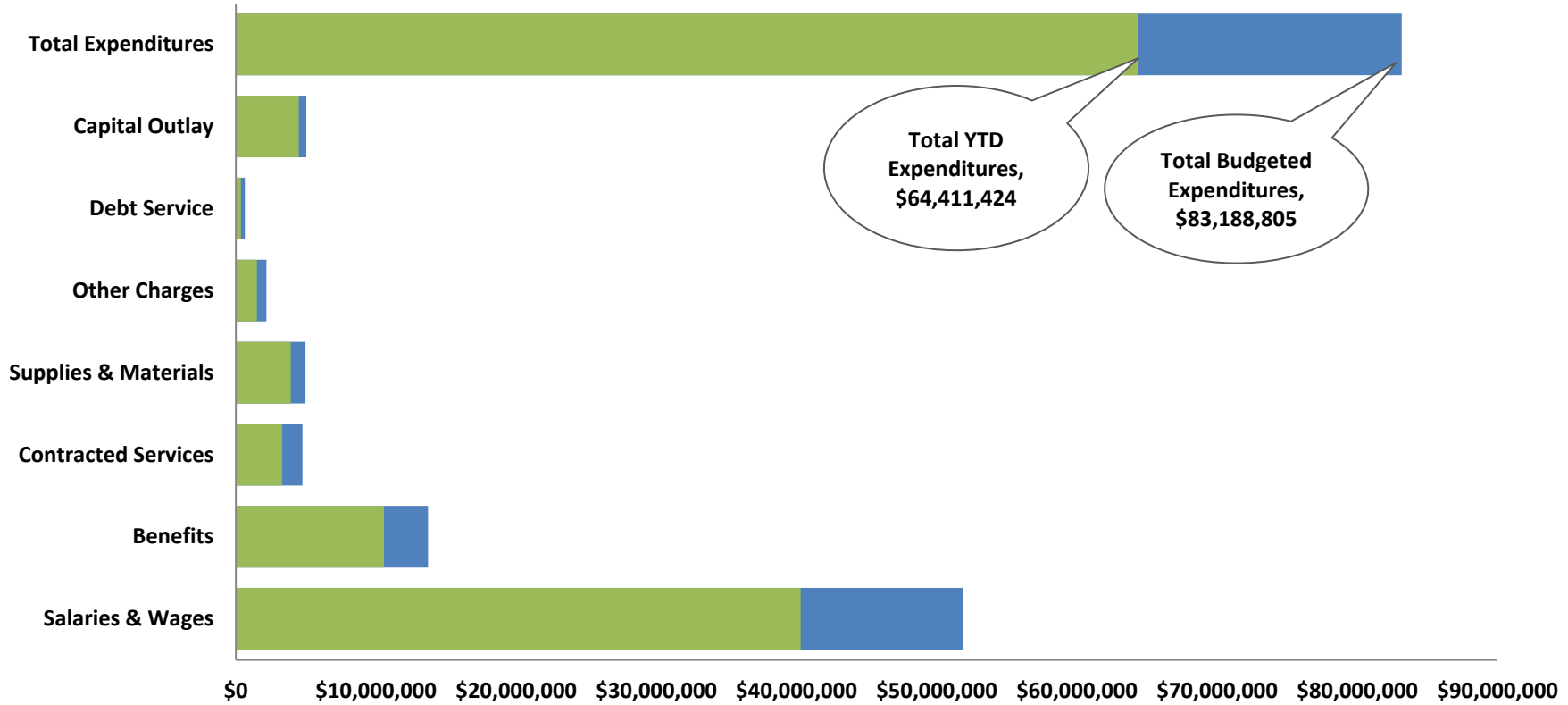
Account	Account Description	2025-26 FYTD Budget	Monthly Activity	YTD Activity	% of Budget	Variance from Budget	Total Encumbrance	Budget Remaining
73400	Early Childhood Education	457,330.69	39,227.54	341,987.11	0.76	-85,379.11	95,747.53	-181,126.64
73401	Pre-K General Fund	1,264,336.00	109,995.54	1,031,304.83	1.43	4,925.17	218,752.83	-213,865.01
76100	Regular Capital Outlay	1,625,185.07	352,500.48	1,113,212.77	0.75	88,017.30	5,642.40	82,374.90
82130	Education Principal on Debt	6,912.00	0.00	6,912.00	1.00	0.00	0.00	0.00
82230	Education Interest on Debt	88.00	0.00	88.00	1.00	0.00	0.00	0.00
99100	Transfers Out	136,698.00	0.00	0.00	0.00	136,698.00	0.00	136,698.00
4326	141 E -----	83,188,805.00	6,802,837.07	64,411,423.68	0.73	18,256,045.32	13,293,500.58	5,053,756.86
Account Monthly Activity Grand Totals:				344,557.41	-3,765,930.35	53.69	13,293,500.58	13,801,308.83

General Fund Revenue Budget to Actual Summary - April, 2026



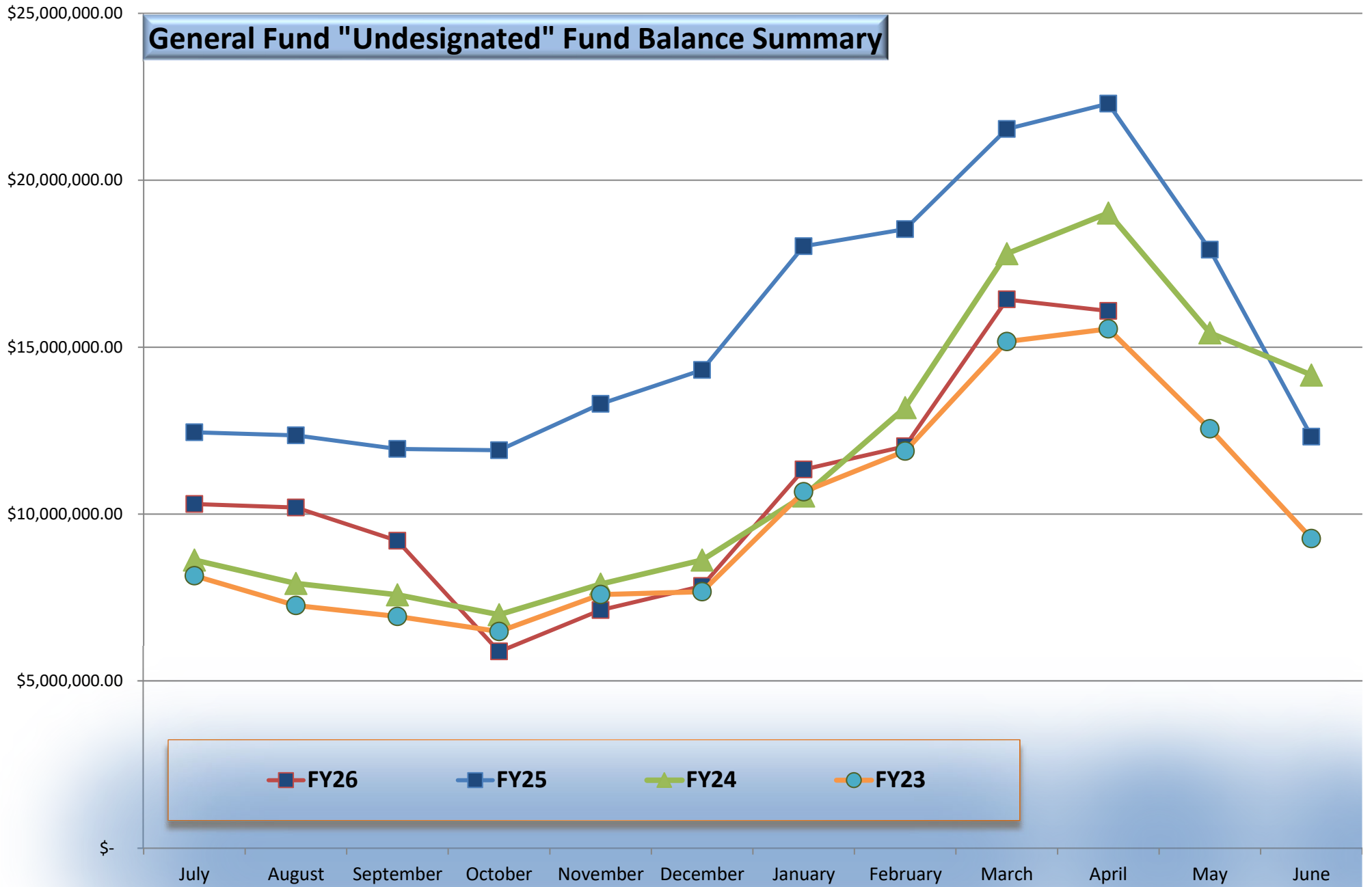
	LOCAL TAXES	CHARGES FOR CURRENT SERVICES	OTHER LOCAL REVENUES	STATE OF TENNESSEE	FEDERAL GOVERNMENT	OTHER SOURCES (NON-REVENUE)	Total Revenue
■ Percent of Budget	90.28%	96.54%	86.25%	90.04%	91.50%	82.83%	88.63%
■ Year-To-Date	21,063,806.37	321,944.24	929,344.47	32,824,819.34	97,906.56	12,939,533.05	\$68,177,354
■ FYTD Budget	23,330,500.00	333,500.00	1,077,500.00	36,454,443.00	107,000.00	15,621,963.00	\$76,924,906

General Fund Expenditure Budget to Actual Summary by Object April, 2026



	Salaries & Wages	Benefits	Contracted Services	Supplies & Materials	Other Charges	Debt Service	Capital Outlay	Total Expenditures
■ FYTD %	77.64%	77.04%	69.24%	78.83%	68.81%	55.42%	89.21%	77.43%
■ FYTD Activity	40,299,008.87	10,565,464.19	3,289,866.82	3,914,450.64	1,497,986.16	357,000.00	4,487,647.00	\$64,411,424
■ FYTD Revised Bdgt	51,905,380.23	13,714,811.87	4,751,419.49	4,965,694.04	2,176,976.34	644,205.00	5,030,318.03	\$83,188,805

General Fund "Undesignated" Fund Balance Summary



Oak Ridge, TN

BOE Fund 142 Financial

Filter Option: Previous Month
 Fiscal Year: 2025-2026
 Month: April

Account	Account Description	2025-26 FYTD Budget	Monthly Activity	YTD Activity	% of Budget	Variance from Budget	Total Encumbrance	Budget Remaining
47131	Vocational Program Improvement	122,832.88	-5,929.62	-80,490.43	-0.66	52,802.60	0.00	52,802.60
47141	Title I	888,869.44	-70,261.65	-543,586.67	-0.61	381,413.33	0.00	381,413.33
47143	Special Education Grants	1,285,781.85	-104,321.85	-869,997.84	-0.82	530,002.16	0.00	530,002.16
47145	Special Ed Pre-School Grants	63,711.04	-4,149.43	-30,658.88	-0.48	14,341.12	0.00	14,341.12
47146	English Lang Acq Grants	43,926.52	-1,196.67	-21,053.94	-0.48	8,946.06	0.00	8,946.06
47150	21st CCLC Grant	118,750.00	-12,367.99	-76,755.55	-0.65	38,244.45	0.00	38,244.45
47189	Title II	282,500.79	-5,946.19	-116,843.82	-0.41	83,156.18	0.00	83,156.18
47309	COVID-19 Grant D	74,300.00	-295.00	-37,403.02	-0.50	-37,403.02	0.00	-37,403.02
47590	Other Federal Through State	559,440.33	-19,614.93	-180,309.83	-0.33	411,544.99	0.00	411,544.99
47990	Other Direct Fedral Revenue	1,201,887.15	-84,749.53	-731,626.77	-0.38	470,225.38	0.00	470,225.38
3484	142 R -----	4,642,000.00	-308,832.86	-2,688,726.75	-0.50	1,953,273.25	0.00	1,953,273.25

Oak Ridge, TN

BOE Fund 142 Financial

Filter Option: Previous Month
 Fiscal Year: 2025-2026
 Month: April

Account	Account Description	2025-26 FYTD Budget	Monthly Activity	YTD Activity	% of Budget	Variance from Budget	Total Encumbrance	Budget Remaining
71100	Regular Instruction Prgm	710,737.99	61,046.44	548,236.17	0.69	164,760.83	141,540.63	23,220.20
71200	Special Education Prgm	959,187.22	81,773.81	754,803.38	0.82	218,421.62	173,779.21	44,642.41
71300	Career/Technical Education Prg	102,981.80	2,569.54	72,439.43	0.76	-46,559.93	5,409.27	-52,959.20
71900	Contingency	80,138.71	0.00	0.00	0.00	493,536.09	0.00	493,536.09
72120	Health Services	11,815.72	0.00	0.00	0.00	0.00	0.00	0.00
72130	Other Student Support	222,036.20	22,692.94	142,003.77	0.63	-29,181.88	30,857.99	-59,965.53
72210	Regular Inst. Support	552,927.31	17,370.34	255,022.02	0.66	-120,572.02	37,969.28	-158,541.30
72220	Special Education Support	403,146.67	31,907.75	322,557.38	0.69	40,345.62	61,215.34	-20,869.72
72230	Career & Technical Prg Support	2,805.01	0.00	2,150.47	0.77	-1,845.46	400.00	-2,645.29
72250	Technology Services	4,457.03	0.00	0.00	0.00	0.00	0.00	0.00
72710	Transportation	492.63	0.00	492.63	1.00	-520.00	0.00	-520.00
73300	Community Services	1,306,991.84	85,031.08	925,520.28	0.62	271,143.56	227,943.45	40,175.74
99100	Transfers Out	284,281.87	0.00	0.00	0.00	132,180.31	0.00	132,180.31
1209	142 E -----	4,642,000.00	302,391.90	3,023,225.53	0.68	1,121,708.74	679,115.17	438,253.71
Account Monthly Activity Grand Totals:				-6,440.96	334,498.78	43.80	679,115.17	2,391,526.96

Oak Ridge, TN BOE Fund 143 Financial

Filter Option: Previous Month
Fiscal Year: 2025-2026
Month: April

Account	Account Description	2025-26 FYTD Budget	Monthly Activity	YTD Activity	% of Budget	Variance from Budget	Total Encumbrance	Budget Remaining
43521	Lunch Payments - Children	272,580.00	0.00	0.00	0.00	272,580.00	0.00	272,580.00
43522	Lunch Payments - Adults	3,500.00	-193.50	-3,244.50	-0.93	255.50	0.00	255.50
43523	Income From Breakfast	43,000.00	0.00	-11.00	0.00	42,989.00	0.00	42,989.00
43525	A la Carte Sales	140,000.00	-11,503.85	-78,029.77	-0.56	61,970.23	0.00	61,970.23
43990	Other Charges for Food Service	200,000.00	-16,472.06	-123,288.18	-0.62	76,711.82	0.00	76,711.82
44110	Interest Earned	35,000.00	-1,331.85	-18,413.50	-0.53	16,586.50	0.00	16,586.50
46520	School Food Service	20,000.00	0.00	-18,216.58	-0.91	1,783.42	0.00	1,783.42
47111	USDA School Lunch Program	1,300,072.00	-76,205.07	-823,264.56	-0.63	476,807.44	0.00	476,807.44
47112	USDA Commodities	175,000.00	0.00	0.00	0.00	175,000.00	0.00	175,000.00
47113	Breakfast	360,108.00	-24,440.92	-260,572.76	-0.72	99,535.24	0.00	99,535.24
47114	USDA - Other	350,000.00	-30,612.66	-222,464.32	0.00	127,535.68	0.00	127,535.68
1140	143 R -----	2,899,260.00	-160,759.91	-1,547,505.17	-0.44	1,351,754.83	0.00	1,351,754.83

Oak Ridge, TN

BOE Fund 143 Financial

Filter Option: Previous Month
 Fiscal Year: 2025-2026
 Month: April

Account	Account Description	2025-26 FYTD Budget	Monthly Activity	YTD Activity	% of Budget	Variance from Budget	Total Encumbrance	Budget Remaining
73100	Food Service	3,649,340.00	544,237.88	2,169,158.61	0.62	1,480,181.39	14,117.78	1,466,931.32
32	143 E -----	3,649,340.00	544,237.88	2,169,158.61	0.62	1,480,181.39	14,117.78	1,466,931.32
Account Monthly Activity Grand Totals:				383,477.97	621,653.44	49.67	14,117.78	2,818,686.15

Oak Ridge, TN

BOE Fund 145 Financial

Filter Option: Previous Month
 Fiscal Year: 2025-2026
 Month: April

Account	Account Description	2025-26 FYTD Budget	Monthly Activity	YTD Activity	% of Budget	Variance from Budget	Total Encumbrance	Budget Remaining
44990	Other Local Revenues	35,000.00	-300.00	-28,189.00	0.00	6,811.00	0.00	6,811.00
49800	Transfers In	136,698.00	0.00	0.00	0.00	136,698.00	0.00	136,698.00
3992	145 R -----	171,698.00	-300.00	-28,189.00	0.00	143,509.00	0.00	143,509.00

Oak Ridge, TN

BOE Fund 145 Financial

Filter Option: Previous Month
 Fiscal Year: 2025-2026
 Month: April

Account	Account Description	2025-26 FYTD Budget	Monthly Activity	YTD Activity	% of Budget	Variance from Budget	Total Encumbrance	Budget Remaining
72130	Other Student Support	0.00	0.00	115.29		-115.29	0.00	-115.29
73300	Community Services	171,698.00	13,017.85	125,606.65	0.69	46,091.35	29,931.64	18,679.71
4333	145 E -----	171,698.00	13,017.85	125,721.94	0.69	45,976.06	29,931.64	18,564.42
Account Monthly Activity Grand Totals:				12,717.85	97,532.94	45.71	29,931.64	162,073.42

Oak Ridge, TN

BOE Fund 146 Financial

Filter Option: Previous Month
 Fiscal Year: 2025-2026
 Month: April

Account	Account Description	2025-26 FYTD Budget	Monthly Activity	YTD Activity	% of Budget	Variance from Budget	Total Encumbrance	Budget Remaining
43581	Community Services Fees Child	500,000.00	-74,493.00	-517,890.50	-1.04	-17,890.50	0.00	-17,890.50
4460	146 R -----	500,000.00	-74,493.00	-517,890.50	-1.04	-17,890.50	0.00	-17,890.50

Oak Ridge, TN

BOE Fund 146 Financial

Filter Option: Previous Month
 Fiscal Year: 2025-2026
 Month: April

Account	Account Description	2025-26 FYTD Budget	Monthly Activity	YTD Activity	% of Budget	Variance from Budget	Total Encumbrance	Budget Remaining
73300	Community Services	555,177.00	46,800.17	441,222.88	0.64	113,954.12	70,811.18	51,189.14
99100	Transfers Out	15,000.00	0.00	0.00	0.00	15,000.00	0.00	15,000.00
3735	146 E -----	570,177.00	46,800.17	441,222.88	0.59	128,954.12	70,811.18	66,189.14
Account Monthly Activity Grand Totals:				-27,692.83	-76,667.62	61.96	70,811.18	48,298.64

Combined Fund Balance and YTD Operating Statement Summary

April, 2026

Description	General Fund 141	Federal Fund 142	Food Service Fund 143	Special Fund 145	ECC Fund 146
Beginning Fund Balance July 1, 2025	21,596,951.44	0.00	1,696,042.07	36,519.24	364,535.50
Plus YTD Revenue per books 4/30/26	68,177,354.03	2,688,726.75	1,547,505.17	28,189.00	517,890.50
Less YTD Expenditures per books 4/30/26	(64,411,423.68)	(3,023,225.53)	(2,169,158.61)	(125,721.94)	(441,222.88)
Revenues Over (Under) Expenditures as of 4/30/26	3,765,930.35	(334,498.78)	(621,653.44)	(97,532.94)	76,667.62
Ending Fund Balance per books as of 4/30/26	25,362,881.79	(334,498.78)	1,074,388.63	(61,013.70)	441,203.12

Fund Balance Restricted/Committed/Assigned Status

Encumbrances and Deferred Revenue	\$ -		\$ 30,833.17		
Inventory					
Restricted for Career Ladder Program	2,177.59				
Restricted for Operation of Non-Instructional Services (CCI)	3,509.75		293,475.46		441,203.12
Committed for Other Purposes (Vehicles- ERR Fund)	0.00				
Committed for Other Purposes (Device Replacement)	3,000,000.00				
Assigned for Instruction- Coordinated School Health	1,693.65				
Assigned for other local grants					
Assigned for Instruction - Education Foundation Grant	2,160.34				
Assigned for Instruction (APSI-ORHS)	5,712.22				
Assigned for Support Services FRC Local Funds (56)				-61,013.70	
Nonspendable-Prepaid Expenditures					
Assigned to Balance FY26 Budget	6,263,899.00	0.00	750,080.00		
Unassigned Fund Balance 4/30/26	\$ 16,083,729.24	-334,498.78	0.00	0.00	
Total Fund Balance 4/30/26	\$ 25,362,881.79	\$ (334,498.78)	\$ 1,074,388.63	(\$61,013.70)	\$ 441,203.12

Oak Ridge Schools

8th Attendance Period

May 11, 2026

These numbers reflect the **2025-2026** Skyward Student Management System (Entity) active student enrollment count as of **May 11, 2026**.

The total includes **54** private school and home-schooled students receiving Special Ed services.



Oak Ridge Schools

Enrollment Entity Counts 8th RP 2025-26

May 11, 2026

School	P3	P4	K	1	2	3	4	5	6	7	8	9	10	11	12	Total PK-12 2025-26	Previous 7th RP 2025-26	Diff	Total PK-12 2024-25
Preschool	64	125														189	191	-2	256
Glenwood			71	86	61	74	77									369	373	-4	367
Linden			95	102	115	107	116									535	535	0	524
Willow Brook			73	69	87	80	78									387	389	-2	434
Woodland			80	71	79	83	110									423	425	-2	467
JMS								174	188	180	173					715	724	-9	730
RMS								192	198	182	183					755	746	9	752
ORHS												370	414	387	342	1513	1515	-2	1554
Service School	51	8	3	1	3		2	2		1	1	1				73	67	6	0
Enrollment 2025-26	115	133	322	329	345	344	383	368	386	363	357	371	414	387	342	4959	4965	-6	5084
Prev. 7th RP 2025-26	110	138	319	332	348	345	384	368	385	362	358	373	413	388	342	4965			
Difference	5	-5	3	-3	-3	-1	-1	0	1	1	-1	-2	1	-1	0	-6			

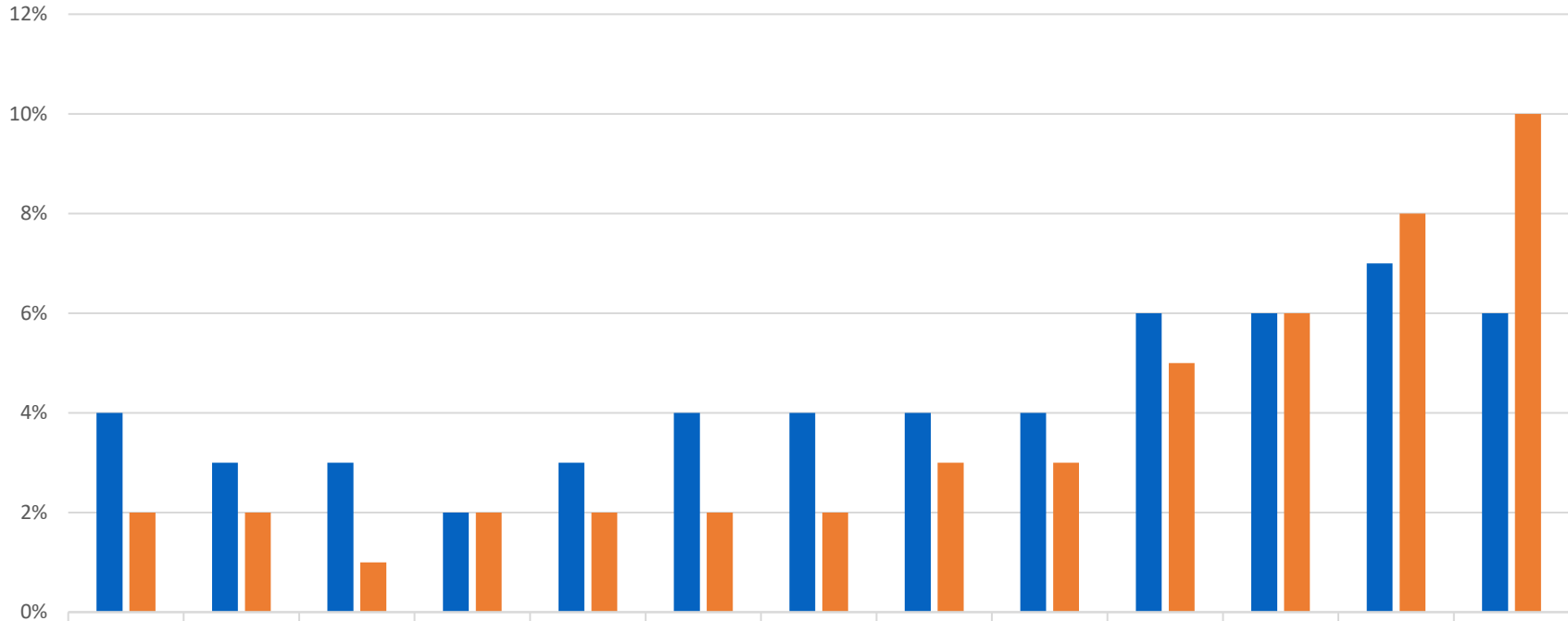
This report compares the 2025-26 8th RP enrollment with the 2025-26 7th RP.

Attendance Graphs

The graphs below display excused and unexcused absence totals, entity counts, and attendance percentages by grade and reporting period. The data was compiled using information from attendance detail and summary reports and entity counts reports.
Reporting Period 8: 4/10/2026 - 5/8/2026

Percentage of Absences by Grade Level

■ Excused ■ Unexcused

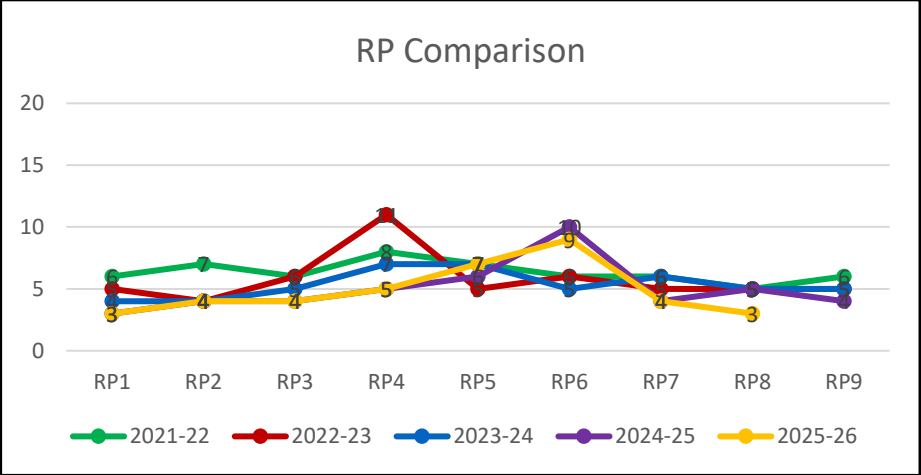
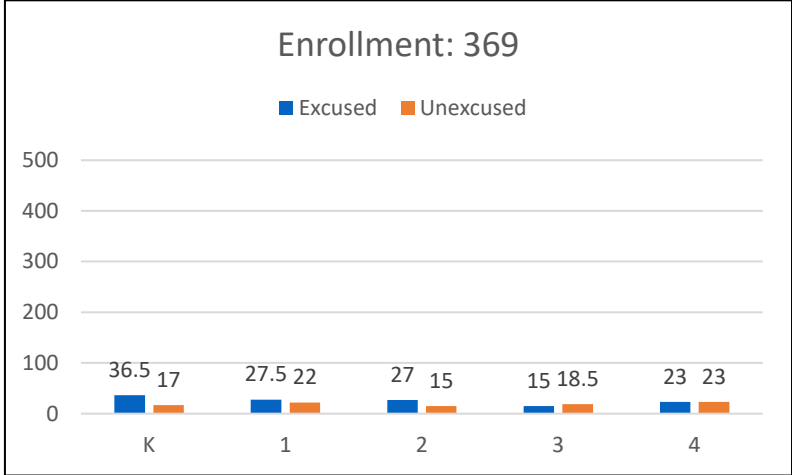


■ Excused	4%	3%	3%	2%	3%	4%	4%	4%	4%	6%	6%	7%	6%
■ Unexcused	2%	2%	1%	2%	2%	2%	2%	3%	3%	5%	6%	8%	10%

* Percentages have been rounded to the nearest whole number.

2021-22	RP1: 6.3%	RP2: 6.7%	RP3: 6.3%	RP4: 7.7%	RP5: 6.9%	RP6: 5.8%	RP7: 6.3%	RP8: 8%	RP9: 5.9%
2022-23	RP1: 4.9%	RP2: 4.4%	RP3: 5.5%	RP4: 11%	RP5: 4.7%	RP6: 6.1%	RP7: 4.8%	RP8: 4.9%	RP9: 4.9%
2023-24	RP1: 4.3%	RP2: 4.2%	RP3: 5%	RP4: 7%	RP5: 6.9%	RP6: 5.1%	RP7: 6.2%	RP8: 4.7%	RP9: 4.5%
2024-25	RP1: 3.3%	RP2: 4.3%	RP3: 4%	RP4: 5%	RP5: 5.9%	RP6: 9.6%	RP7: 3.8%	RP8: 5%	RP9: 3.8%
2025-26	RP1: 3%	RP2: 4.4%	RP3: 3.5%	RP4: 4.5%	RP5: 6.8%	RP6: 9.2%	RP7: 4.1%	RP8: 3%	

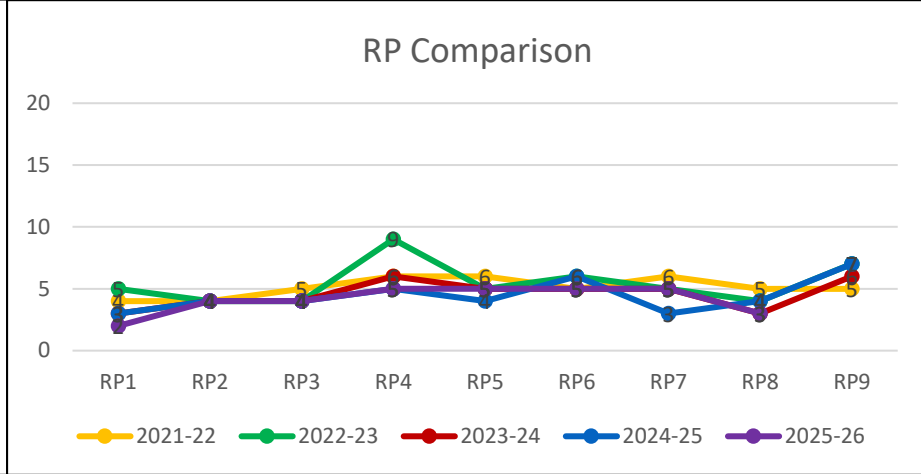
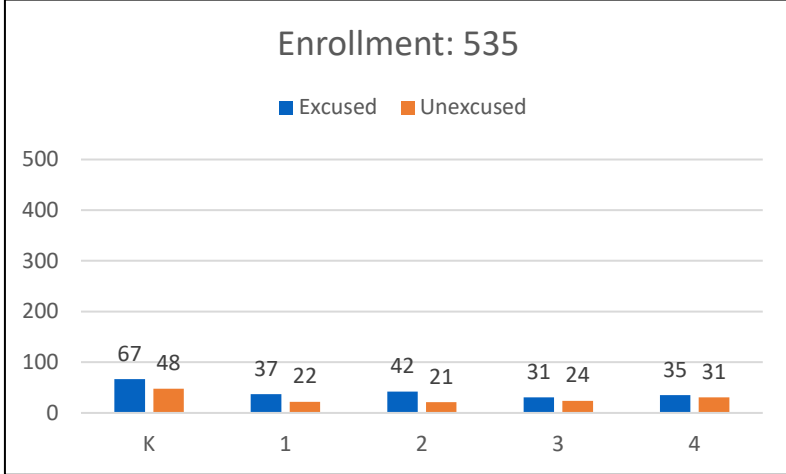
Glenwood



Goal
5.5

2021-22	RP1: 4.4%	RP2: 4.2%	RP3: 4.8%	RP4: 6.4%	RP5: 5.8%	RP6: 4.6%	RP7: 5.5%	RP8: 5.4%	RP9: 5%
2022-23	RP1: 3.2%	RP2: 4%	RP3: 4.4%	RP4: 8.9%	RP5: 5.4%	RP6: 5.8%	RP7: 4.5%	RP8: 4.1%	RP9: 7.1%
2023-24	RP1: 3.3%	RP2: 3.7%	RP3: 4.1%	RP4: 5.8%	RP5: 4.8%	RP6: 4.8%	RP7: 4.7%	RP8: 3.3%	RP9: 5.8%
2024-25	RP1: 3.0%	RP2: 3.6%	RP3: 4.2%	RP4: 5.1%	RP5: 4.4%	RP6: 6.1%	RP7: 3.2%	RP8: 3.6%	RP9: 6.8%
2025-26	RP1: 2.3%	RP2: 3.9%	RP3: 4.1%	RP4: 4.7%	RP5: 4.6%	RP6: 5%	RP7: 4.5%	RP8: 3.3%	

Linden

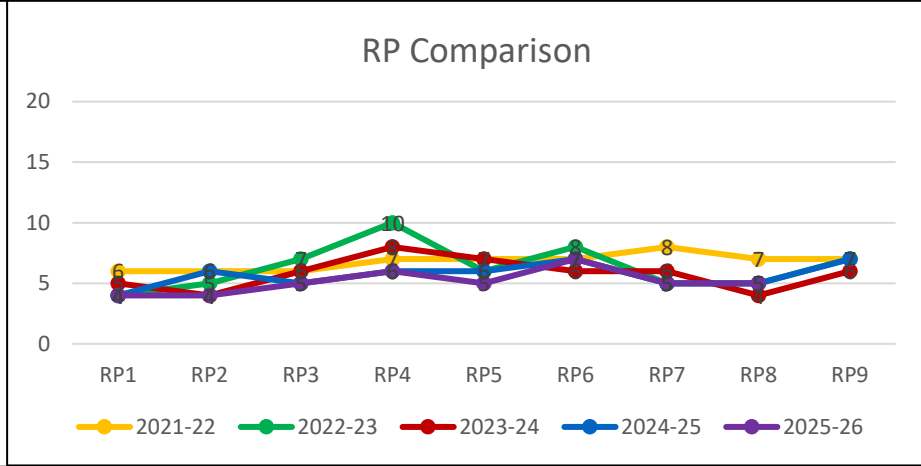
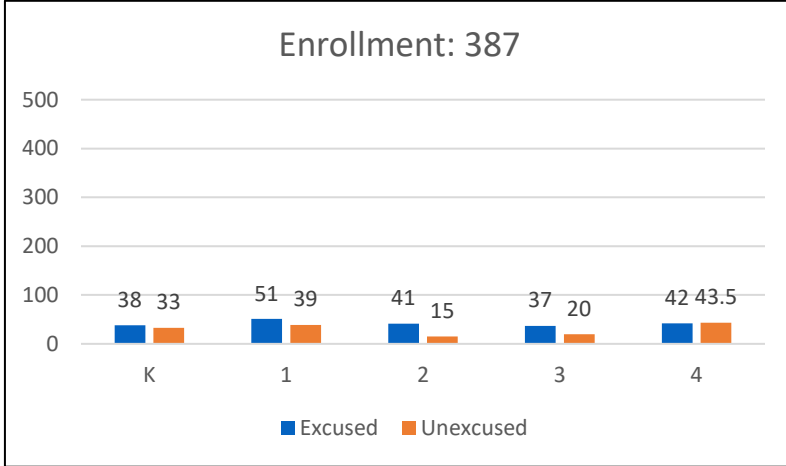


Goal

5

2021-22	RP1: 6.1%	RP2: 6%	RP3: 6.4%	RP4: 6.9%	RP5: 6.6%	RP6: 6.5%	RP7: 8%	RP8: 6.6%	RP9: 7.4%
2022-23	RP1: 3.6%	RP2: 4.7%	RP3: 7%	RP4: 10%	RP5: 6.4%	RP6: 8.1%	RP7: 5.3%	RP8: 5.3%	RP9: 6.9%
2023-24	RP1: 4.9%	RP2: 4.4%	RP3: 5.5%	RP4: 7.7%	RP5: 7%	RP6: 5.9%	RP7: 6.2%	RP8: 4.3%	RP9: 6.3%
2024-25	RP1: 4.4%	RP2: 5.9%	RP3: 4.9%	RP4: 6.4%	RP5: 6.1%	RP6: 7.3%	RP7: 5%	RP8: 4.9%	RP9: 7.4%
2025-26	RP1: 3.8%	RP2: 4.3%	RP3: 5.1%	RP4: 5.8%	RP5: 5%	RP6: 6.7%	RP7: 4.7%	RP8: 4.6%	

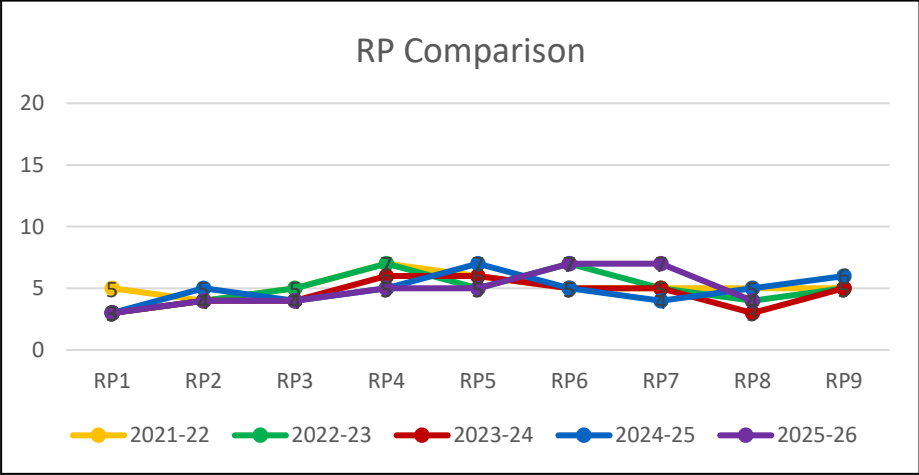
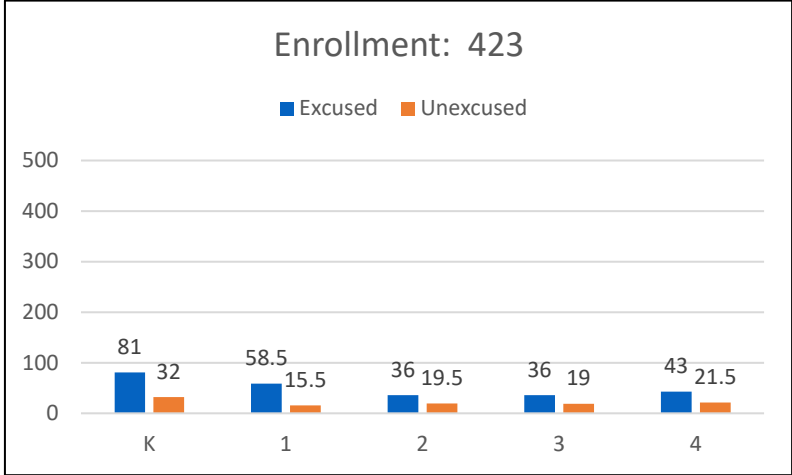
Willow Brook



Goal
6

2021-22	RP1: 4.5%	RP2: 4.1%	RP3: 4.8%	RP4: 6.7%	RP5: 5.9%	RP6: 5%	RP7: 4.7%	RP8: 4.5%	RP9: 5.2%
2022-23	RP1: 2.6%	RP2: 3.7%	RP3: 5.2%	RP4: 6.6%	RP5: 4.5%	RP6: 6.7%	RP7: 5.4%	RP8: 3.7%	RP9: 4.9%
2023-24	RP1: 3.1%	RP2: 3.5%	RP3: 4.3%	RP4: 6.2%	RP5: 5.6%	RP6: 5.2%	RP7: 5.2%	RP8: 2.9%	RP9: 4.5%
2024-25	RP1: 3.1%	RP2: 4.6%	RP3: 3.9%	RP4: 4.5%	RP5: 7.2%	RP6: 5.4%	RP7: 3.7%	RP8: 3.9%	RP9: 5.5%
2025-26	RP1: 3.4%	RP2: 3.7%	RP3: 4.3%	RP4: 5.1%	RP5: 4.5%	RP6: 6.8%	RP7: 7%	RP8: 4.3%	

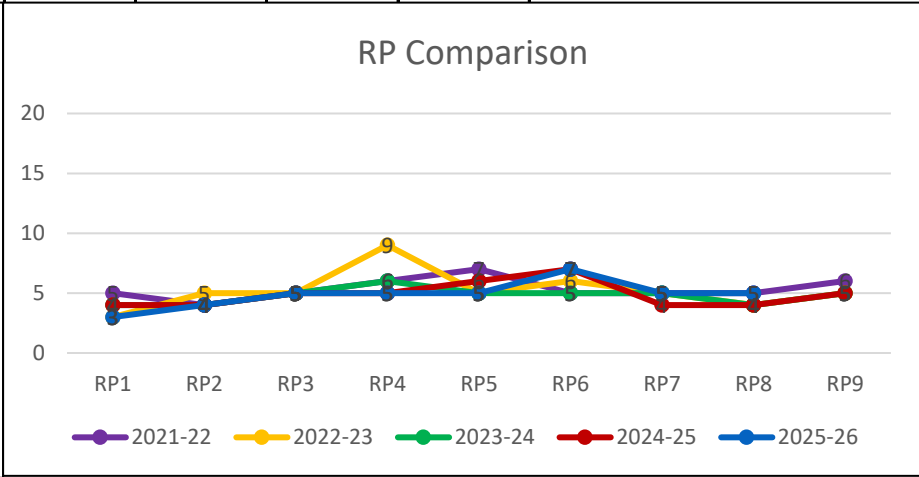
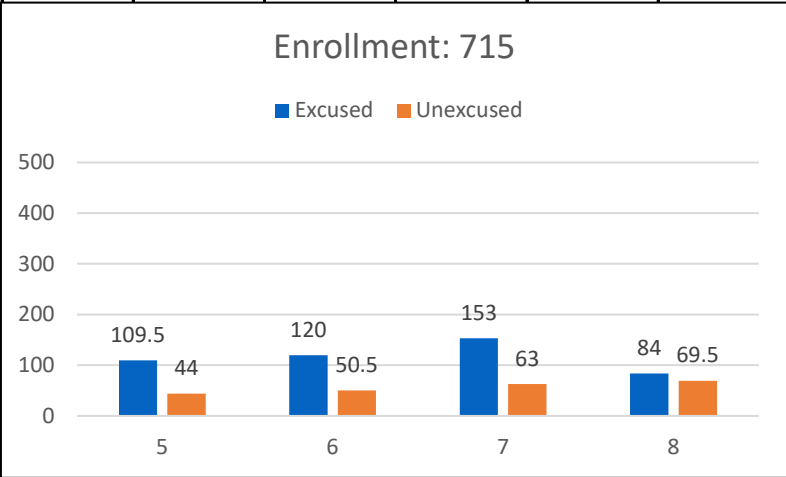
Woodland



Goal
4

Jefferson

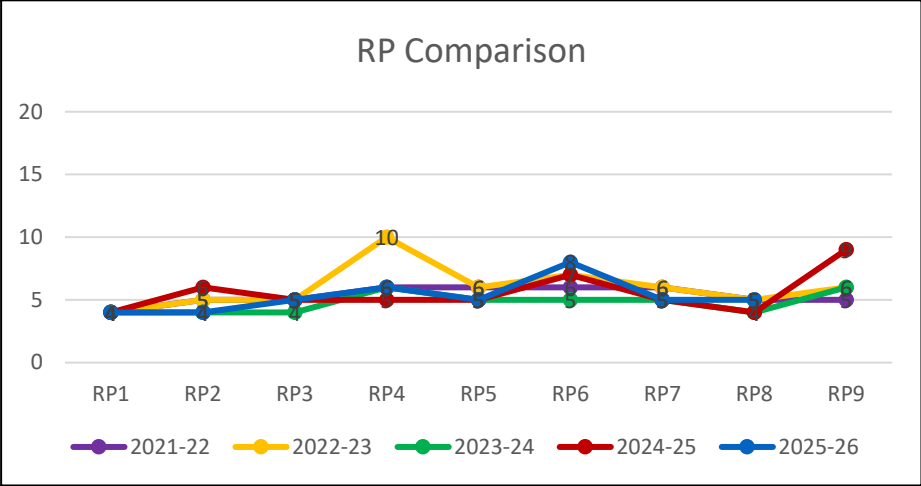
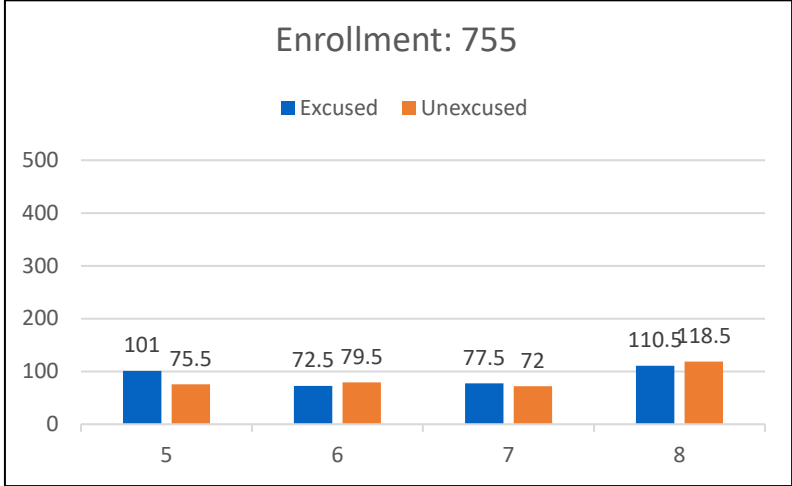
2021-22	RP1: 5.1%	RP2: 4.2%	RP3: 4.9%	RP4: 5.9%	RP5: 6.8%	RP6: 5.4%	RP7: 5.3%	RP8: 4.9%	RP9: 6.1%
2022-23	RP1: 3.1%	RP2: 4.6%	RP3: 5%	RP4: 8.7%	RP5: 4.7%	RP6: 5.5%	RP7: 5.1%	RP8: 4.3%	RP9: 5.3%
2023-24	RP1: 3.8%	RP2: 4.4%	RP3: 4.5%	RP4: 5.6%	RP5: 5.3%	RP6: 5.3%	RP7: 5.1%	RP8: 4%	RP9: 5.3%
2024-25	RP1: 3.6%	RP2: 4.2%	RP3: 4.8%	RP4: 5%	RP5: 5.5%	RP6: 6.8%	RP7: 4.1%	RP8: 3.6%	RP9: 5%
2025-26	RP1: 3.4%	RP2: 3.5%	RP3: 4.5%	RP4: 4.6%	RP5: 4.7%	RP6: 7.4%	RP7: 4.8%	RP8: 5%	



Goal
4.5

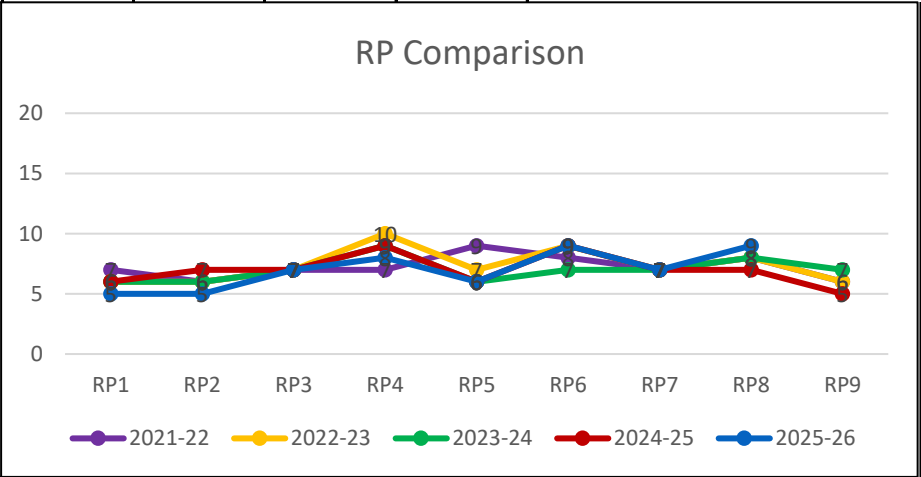
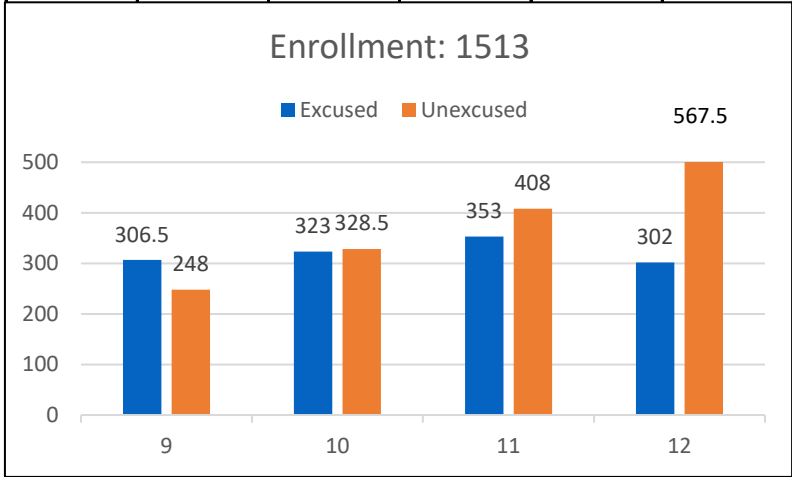
2021-22	RP1: 4.2%	RP2: 4.7%	RP3: 5.4%	RP4: 5.8%	RP5: 5.9%	RP6: 5.5%	RP7: 5.6%	RP8: 5%	RP9: 5.3%
2022-23	RP1: 4.4%	RP2: 4.5%	RP3: 5.4%	RP4: 9.7%	RP5: 6.1%	RP6: 6.8%	RP7: 5.5%	RP8: 4.8%	RP9: 5.8%
2023-24	RP1: 3.9%	RP2: 4.2%	RP3: 4.4%	RP4: 5.8%	RP5: 4.8%	RP6: 5.2%	RP7: 5.1%	RP8: 4%	RP9: 6.2%
2024-25	RP1: 3.9%	RP2: 5.5%	RP3: 4.8%	RP4: 5.4%	RP5: 5.2%	RP6: 7.1%	RP7: 4.9%	RP8: 3.8%	RP9: 9.1%
2025-26	RP1: 3.9%	RP2: 3.8%	RP3: 4.8%	RP4: 5.5%	RP5: 5.4%	RP6: 7.9%	RP7: 4.9%	RP8: 4.7%	

Robertsville



2021-22	RP1: 7.2%	RP2: 6.2%	RP3: 6.9%	RP4: 7.3%	RP5: 9.2%	RP6: 8.2%	RP7: 7%	RP8: 8.2%	RP9: 6%
2022-23	RP1: 6%	RP2: 6.3%	RP3: 6.6%	RP4: 9.8%	RP5: 6.6%	RP6: 8.7%	RP7: 6.5%	RP8: 8.2%	RP9: 6.3%
2023-24	RP1: 5.8%	RP2: 6.3%	RP3: 7.1%	RP4: 8.7%	RP5: 6.4%	RP6: 7.3%	RP7: 6.9%	RP8: 8.3%	RP9: 7.3%
2024-25	RP1: 6.2%	RP2: 7.1%	RP3: 7.2%	RP4: 8.8%	RP5: 6.4%	RP6: 8.6%	RP7: 7.2%	RP8: 7.2%	RP9: 5%
2025-26	RP1: 5%	RP2: 5.2%	RP3: 7.1%	RP4: 7.5%	RP5: 6.2%	RP6: 8.8%	RP7: 6.7%	RP8: 9.4%	

ORHS



Goal
6

