

Bedford County Board of Education  
June 16, 2020 5:30 PM  
Shelbyville Central High School Theatre/Auditorium

{{Name: Agenda Item Name}}  
{{Rationale: Agenda Item Rationale}} {{Actions: Agenda Item Actions}}  
{{RecommendedMotions: Agenda Item Recommended Motions}} {{AgendaItemEnd}}

#### I. PROCEDURAL ITEMS

- A. Call to Order
- B. Moment of Silence
- C. Pledge of Allegiance
- D. Opening Remarks

#### II. CONSENT AGENDA

- A. Approval of Agenda
- B. Minutes from May 19, 2020 Monthly Meeting
- C. Classroom Fee Rate Schedule
- D. Annual Physician's Agreements

#### III. PRESENTATIONS

- A. 2020 Valedictorians & Salutatorians

#### IV. ACTION ITEMS

- A. Donation of Surplus Portable to County Highway Department
- B. Annual Gifts & Bequests
- C. School Accounts Payable
- D. FY 21 Federal Consolidated Application - Consolidated Admin, Title I, Title II, Title III, Title V, IDEA-B, IDEA-Preschool, CTE Perkins, Elementary and Secondary School Emergency Relief (CARES money)
- E. IDEA, Part B Amendment

F. May Monthly Financial Report

G. 2020-21 BOE Budget - Revision 4

1. Budget Highlights
2. 2020-21 Budget Draft - Version 4
3. Revenues
4. Budget Notes & Department Requests
5. Certified Salary Schedules
6. Classified Salary Schedules
7. Allocations
8. Insurance
9. Debt Service Schedule & Cashflow

H. Collaborative MOU

V. REPORT ITEMS

- A. Monthly Tax Analysis
- B. Update on Building Program
- C. Legislative Report
- D. Executive Committee Report
- E. Superintendent's Report

VI. OTHER BUSINESS

- A. Acknowledge Special Programs & Achievements
- B. Not Recommended for Rehire - Certified
- C. Not Recommended for Rehire - Classified
- D. FYI - Expenditures

E. FYI - Personnel

VII. ADJOURNMENT

BEDFORD COUNTY BOARD OF EDUCATION

**Minutes from May 19, 2020 Regular Monthly Meeting**

The Bedford County Board of Education met in a regular monthly session on Tuesday, May 19, 2020 at approximately 5:30 p.m. in the board room of the central office, located at 500 Madison Street, Shelbyville. The meeting was live streamed to aid with social distancing guidelines. All board members were present (Forsee, Neeley, Anderson, Cook, Boutwell, Crews, Brown, Cashion and Reed).

Chairman Forsee called the meeting to order, followed by a moment of silence, and the Pledge of Allegiance.

**CONSENT AGENDA**

**The following consent agenda was approved by acclamation upon the motion and second of Mr. Brown and Mrs. Neeley:**

II. CONSENT AGENDA

- A. Approval of Agenda
- B. Minutes from April 21, 2020 Monthly Meeting

**PRESENTATIONS**

***Introduction of Kline-Swinney Associates***

Representatives arrived just as the meeting began. Chairman Forsee welcomed the guests and said the board would move through action items and return to them later in the meeting.

**ACTION ITEMS**

***Recommendation for ELA Textbook Adoption***

Superintendent Embry noted the textbook recommendation (see document in May 19, 2020 board meeting file) submitted by the systemwide committee for ELA adoption. The recommendation is CKLA for K-2; Great Minds/Wit and Wisdom for Grades 3-8; and College Board/SpringBoard for Grades 9-12.

**Mr. Brown moved to accept the recommendation and approve the publisher offerings as indicated. His motion was seconded by Mrs. Neeley.**

Mr. Cook asked about the committee and how many meetings they hold to come up with the adoption recommendations. The committee has several meetings to vet the textbook selections (which were on view in the hallway outside the board room). Mr. Cook noted the adoption will cost over \$1 million dollars and it was pointed out the adoption is for a period of seven years and the cost includes consumables. The adoption represents a blend of online and textbook consumables.

Mr. Brown asked if there had been any concerns raised over moving up from Wit and Wisdom to Springboard. Mrs. Scoggins said that Springboard has strong alignment with the ACT.

Mr. Crews asked about the scenario of an individual license being loaded onto a laptop and then the laptop goes out of service, would the license be lost? The license is a site license and is available to all.

Mr. Cook asked when the purchase would be done, if approved, and the items would be in hand. Superintendent Embry said this is for next year's budget and the purchase order would be for July 1, 2020. Mrs. Scoggins added that a letter of intent would be sent out tomorrow, if the adoption is approved, to CKLA and Amplify. The other two vendors don't accept those. According to Mr. Embry, the vendors will know the orders are coming after July 1 and typically products begin arriving mid to late July. Mrs. Scoggins said that the administrative team had been very vigilant in conserving money for professional development in this year's budget, so teachers could start training the first week of June. **The recommended ELA textbook adoptions were approved by a vote of 9-0.**

#### ***McKinney-Vento Grant***

The McKinney-Vento Grant (see document in May 19 2020 board meeting file) for extra funds was **approved unanimously upon the motion and second of Mr. Reed and Dr. Anderson.**

#### ***Pre-K Amendment***

The Pre-K amendment (see document in May 19, 2020 board meeting file) was **approved by a vote of 9-0, upon the motion and second of Neeley and Brown.**

#### ***Consolidated Admin. Amendment***

The Consolidated Admin Amendment (see document in May 19, 2020 board meeting file) was for clean-up to the insurance line and recommended for approval by the Superintendent. **The amendment was approved unanimously, after a motion to do so was made by Dr. Anderson and seconded by Mr. Cook.**

#### ***Title I-A Amendment***

The Title I-A Amendment (see document in May 19, 2020 board meeting file) is a clean-up and was **approved by a vote of 9-0, upon the motion and second of Mrs. Neeley and Mr. Reed.**

#### ***IDEA, B Amendment***

The IDEA, B amendment (see document in May 19, 2020 board meeting file) is a clean-up amendment to close out for the end of the year, and was **approved unanimously upon the motion and second of Mr. Cook and Mr. Crews.**

#### ***Consolidated School Health Amendment***

The CSH Amendment (see document in May 19, 2020 board meeting file) is for additional monies received to purchase supplies for COVID-19. **The amendment was approved by a vote of 9-0, upon the motion and second of Mr. Brown and Mr. Cook.**

### ***IDEA Technology Grant***

This new grant (see document in May 19, 2020 board meeting file) must be spent by June 15. **The grant was approved by a unanimous vote, upon the motion and second of Mr. Reed and Mr. Boutwell.**

### ***Bid No. 20-27 Window Replacement – Southside Elementary School***

Director of Environmental Services Daniel Kleindienst explained there was only one actual bidder for the window replacement bid (see document in May 19, 2020 board meeting file) at Southside. He recommended Preferred Glass, as the system has worked with them on many occasions. **Mr. Cook moved to approve the bid from Preferred Glass for recommendation to county finance. His motion was seconded by Mrs. Neeley.**

Mr. Forsee asked about the timing and if the project would be completed and the areas well-cleaned before school starts. Mr. Kleindienst said there would be dust and dirt that goes along with construction but the areas would be scrubbed and disinfected before students come back.

Mr. Brown asked was there no one else interested in bidding. Architect John Davis explained the bid package was sent out to five other glazing contractors (as shown on the bidding tabulation). **Motion to approve the bid for recommendation to county finance passed by unanimous vote.**

### ***Bid No. 20-28 HVAC Upgrades – Cascade Middle School***

Daniel Kleindienst recommended the main bid from MPIII Mechanical, LLC as the lowest and best bid (see document in May 19, 2020 board meeting file). **Mrs. Neeley moved to approve the MPIII Mechanical bid for \$399,139 and recommend it to county finance. Her motion was seconded by Mr. Cook.** Mr. Cook mentioned that a boiler had recently been changed out at Cascade Middle and there had been issues with climate control as well. Mr. Kleindienst agreed, noting that the units this will be replacing are 42 years old and basically “ragged metal” sitting on the roof, letting our air that it shouldn’t, so this will definitely help with overall energy efficiency.

Mr. Crews asked what were the alternate bids for. Mr. Kleindienst said the main bid, which he was recommending, is for four rooftop units. The alternate was for another that needs to be replaced. If the bids had come in lower, he would have recommended it but he only has money budgeted for the recommended amount in the main bid. More units are budgeted for next year, representing four last year, four this year, and the final one next year, all in the 40+ age group. Mr. Crews asked if the board would get a better deal by waiting until the new budget year and rolling over this money and doing all five. Mr. Kleindienst said no, they feel it wiser to proceed with the money we have right now and that we have had a great deal of trouble with these. Mr. Cook surmised that there would not be a great deal of energy savings until all of the units are replaced, from a return on investment (ROI) perspective.

Mr. Brown asked when these would be on the roof. Mr. Davis said that he would like to issue notice so the vendor could get started and the product ordered (as he had expressed with the window replacement bid at Southside). He added, the vendor has said six weeks turn around, however the virus has affected delivery of many things. County Finance Director Robert Daniel said he didn’t think it necessary to issue a notice, that a purchase order would be all that is needed. **The motion to approve the main bid from MPIII Mechanical for \$399,139 and recommend to county finance passed by a vote of 9-0.**

### ***Change Order #1 – Learning Way Addition, Phase 2***

Architect John Davis introduced Change Order #1 for Learning Way (see document in May 19, 2020 board meeting file). He noted the project has been “pretty flawless”, however when the portables were taken up it revealed a need for pavement where they had been, in the amount of \$4,686.00. **Upon the motion and second of Neeley and Crews, Change Order #1 was approved by unanimous vote for recommendation to county finance.**

### ***April Monthly Financial Report***

County Finance Director Robert Daniel reviewed the April Monthly Financial Report (see document in May 19, 2020 board meeting file) noting there was nothing unusual to report and that he anticipates seeing the downturn next month that has been caused by COVID-19. Mrs. Neeley asked about the zero balance on committed funds and why had it dropped. Mr. Daniel said a link had not carried over and that committed is for land, etc. but the amount hasn't gone away. **The monthly financial report was accepted by unanimous vote of the board membership.**

### ***Kline Swinney Associates Presentation***

Bart Kline, a partner in Kline Swinney Associates, gave a presentation (see documents in May 19, 2020 board meeting file) which he said was very similar to the one given months earlier to the county mayor's committee. Mr. Kline said he was the principal in charge and oversaw quality control, design, budget, etc. He introduced some of the firm's staff, including Robert Swinney, Partner, who does quality control and manages the office and Jay Toney, Project Manager, who will work with Bedford County. Mr. Kline said the firm does institutional and government work. He then reviewed the architectural and engineering team consisting of Kline Swinney employees and consultants.

Mr. Kline highlighted two projects - Nashville Christian School gym and classroom addition from 2018 and the Hume-Fogg Magnet High School gym addition and building renovation in 2018.

A contrast of Design/Bid/Build and Construction Manager at Risk delivery methods was reviewed. Mr. Kline stated that in his view the problem with CM at Risk is that as an owner you are paying about 20 percent more.

A detailed case study on Central East Middle School in Williamson County was reviewed. The project is being delivered by design/bid/build method. On site due diligence, Mr. Kline said that his firm assigns an engineer who is involved on every item of the list. On this particular project, the owner already had a survey and environmental done. KS Associates did traffic and testing for geo-tech. He reviewed the project schedules. Site investigations took two months. He said his firm “wants environmentals, we want to know about geothermal.”

A planning and programming phase was then reviewed with more documents (see in May 19, 2020 board meeting file) handed out. He said this is where costs are controlled. Bart Kline – “If you don't get this nailed down, you will build too much or too little.” A program verification form goes to the school board and superintendent and is signed off on.

Then the firm moves on to the schematic design and site concepts, then design development. They do a contractor estimate at the end of the design development and a final estimate. In between they send

out a bid package to prospective bidders. Bidders are given three weeks. They go to subs and get numbers and they come and bid the project.

On schematic design, Mr. Kline said they have a staff of designers. They do the computer, hand sketches and boards, even virtual goggles, however “at the end of the day, we have to build to your budget.”

Proposed site plans, renderings, and interiors were reviewed on the project. Mr. Kline showed a 3D virtual fly around of the project as well.

There was more talk about the Williamson County project, specifically on design development. Chairman Forsee asked if the high points could be hit so that there could be discussion and then move to other agenda items.

Bart Kline – “We do Design, Bid, Build and CM at Risk. We do negotiated. We are comfortable with different delivery methods. We are knowledgeable about different contracts.”

Moving on to construction administration, Mr. Kline said his firm sets up a level of oversight and administration. Bart Kline – “A lot of people don’t understand that we can dictate how a contractor submits documents. We want a monthly submittal from the contractor....We require the contractor to use construction management software (many different types).”

Mr. Forsee said he would like to allow ten minutes for questions before moving on to complete the agenda.

Michael Cook – “We have looked at land and have a bid. How does your civil engineer...I saw you had it in house...”

Bart Kline – “No, that is Huddleston. We don’t let the civil just run. We kind of test bid it real quick. Most of work is in geo-tech review. Civil will just say, ‘Hey, this looks good.’ We need to know where the bluestreams are, etc.”

Mr. Cook asked Mr. Kline if the board said they wanted him to go out to the site and say whether or not they can have a school built there, what exactly happens? Bart Kline – “So, we want to build a school for X number of students and we look and say yes, it may work. You need geo-tech and environmental report. Some want a conductivity test. We put them together and then go and get bids and write a recommendation to you. We will manage the process. Look at roughly a 30 to 70-day window to get those reports back. We can get borings, do some test pits for geo-tech. We would want to have a good idea before you purchase the property.”

Glenn Forsee – “We need evaluation to determine what to pursue (different pieces of property). We want you to do an evaluation of that site. Just do homework. How much is that going to cost us?”

Mr. Kline asked if the board wanted to check-out sites without spending money. Cursory and dashboard reviews can be done. Bart Kline – “Instead of spending \$30k on testing, if you can commit to some of those same groups, they will do a cursory review for very little money.”

Mr. Boutwell asked about determining cost to improve a site. Mr. Kline said that could be hard and related an “environmental nightmare” site in Nashville and that he would bring in professionals. Chairman Forsee – “We speak more of cow pastures.”

Mrs. Neeley said she was not sure what KS Associates had contracted with the county for, since the board was not involved and also wondered about engineering costs, etc. Mr. Kline said the proposal was for county and school work. Mrs. Neeley asked what was the KS Associates architect fee. Mr. Kline said they go by the state fee schedule which is a logarithm based on cost of the project. He gave an example of 4.4% for a certain size project like Williamson County's. Bart Kline – "If I have a percent...if I come in at four and a half percent, I am not going to charge you for extra all-inclusive costs. We phase bill...end of schematic design. We bill for each phase."

Mr. Crews said he would not like to limit the questions to one more, as the chair had suggested, since there may be more questions. Chairman Forsee – "We are just going to finish our agenda and come back."

Mr. Cook said the board likes to be informed and asked if KS Associates would have a problem attending board meetings to update them. Mr. Kline seemed to indicate it would not be a problem. Michael Cook – "One of the keys...we want to be updated as representatives of our district. More important is the relationship with our maintenance and your crew, that it is a seamless transition with both parties."

## **REPORT ITEMS**

### ***Monthly Tax Analysis***

Robert Daniel reviewed the monthly tax analysis (see document in May 19, 2020 board meeting file) noting that Clerk and Master was ahead by \$1,900 over last year and Sales Tax almost \$77,000 ahead, however he anticipates that sales tax will drop and stay down for the first three months of next year.

### ***2020-21 Budget Update***

Mr. Daniel noted the budget documents (see documents in May 19, 2020 board meeting file) provided to the board for the 2020-21 budget and asked that if anyone had input, to please let either himself or Superintendent Embry know, so that they can have updates ready for the next study session.

### ***Community Wing Addition Update***

Architect John Davis said since the April meeting when the board recommended John Davis as the architect for completion of the wing at Community High and that bids be taken, as soon as possible, he had submitted a contract to Robert Daniel. Mr. Davis was told that the 2017 AIA contract submitted couldn't be used, and he hasn't heard back.

Mr. Daniel said that "wording issues" were being removed and change orders and fee structures were being defined and County Attorney John T. Bobo was reviewing it. Mr. Daniel added that Attorney Bobo is out of town and after he has reviewed, they will get with Mr. Davis.

Chairman Forsee asked if the contract would be ready for review within the next 7 to 10 days, adding "the sooner the better". Mr. Daniel said he could not give a deadline at the moment.

### ***Learning Way Addition Update***

John Davis said that the AOC meeting for Learning Way had been held this day and that the project will finish in June, "right on time" for students to be in the first of the new school year.

Regarding other projects, he said the Southside re-roof is complete. A one-year walkthrough at Cascade High is scheduled for May 29, ten months after substantial completion.

Mr. Davis then noted to the board regarding the presentation from Kline Swinney, "It was a very nice presentation. I wish you could have seen ours, with all the virtual things, as well. That is the way it is."

### ***Executive Committee Report***

Chairman Forsee reported for the record having received Declarations of Surplus from Thomas Magnet and Harris Middle as well as a Declaration for Surplus Portables from the Maintenance Department (see documents in May 19, 2020 board meeting file). Superintendent Embry noted that on the portables the location is listed as SCHS, however these are the portables taken up from Learning Way and moved over to the SCHS property.

June 16 is the next board meeting.

Chairman Forsee asked if there was a desire to have another study session on the budget. Mrs. Neeley said she would like to have another and Mr. Cook said the board had spent twenty-six minutes on the budget at the last session and he would like to spend more time. Chairman Forsee said a session would be set the first part of June.

### ***Superintendent's Report***

The Superintendent noted a document he had provided the board on waivers from the state (see document in May 19, 2020 board meeting file) related to COVID-19, saying this was just the first wave. Superintendent Embry – "We are going to recommend we start at the regular time. There may have to be some adjustments on social distancing. We don't know the answers and haven't received guidance. We may or may not be able to feed all at the same time or have a large cafeteria group. We may have to feed in the classrooms and that would require a waiver for teacher's duty-free lunch. That is just an example. Also, size on classrooms...what about bus sizes...number of kids...looking at all those things right now. When we do apply, I will keep you updated."

The Superintendent had mentioned, at a recent study session, the system would be receiving \$1.6 million in CARES Act funding. Guidance is still pending from the state, but they have applied for the federal funds and when they get approval, they will give the school systems directions.

The Superintendent has been meeting with high school and middle school principals about opening up facilities for athletics. There is planning to open to small groups on June 1, 2020 and guidelines that coaches and players will have to follow such as groups of no more than ten – nine players and one coach, a list of sanitation guidelines, etc. It will be strictly voluntary, though. If kids or parents don't feel comfortable coming back, that is strictly voluntary. A couple of school systems in the east and west parts of the state have already started back, however the general consensus is for easing back in on June 1. Also, the principals will be following guidance from the governor and TSSAA.

Graduation dates are still good and principals are working on the details.

Mr. Crews asked if SACP had been effectively cancelled for the entire summer. Mr. Embry said that at this time, it was on hold. Normally, the program has 150 students. Don Embry – "If we followed the guidelines from the Governor, we would have to have in groups of ten and tie up an entire school

building. They would be limited to staying in the classrooms. It is hard with the guidelines. We don't know if we will be able to do it. We could limit the number of kids. We would lose money. Quite frankly, it is awfully hard to find workers. They are making more on unemployment than we are paying them. Right now it is on hold."

Mr. Crews said in years past we have had a summer feeding program and asked if that would continue. Superintendent Embry said that it would continue. Don Embry – "Our revenue being out of school has been pretty close, so they want to continue going through the end of June."

All of the summer programs are ongoing. There is some summer school work with high schools but the numbers are small right now as guidance counselors and graduation coaches have worked with them to get caught up, so not many needed summer school.

Mr. Crews asked if the system was extended the time for graduates to get caught up. The last calendar day is May 22. That is the stopping point and no changes after that. The superintendent noted there is a law, and part of it is that if a student is within two credits of graduating, they can go through the line and get caught up over the summer.

Chairman Forsee thanked the administration, saying "I think you have done a tremendous job in the last two months with a moving target." Superintendent Embry felt that overall, teachers are doing a great job and there have been lessons learned.

#### **OTHER BUSINESS**

Board member John Boutwell said after a recent study session on a future elementary school and land, he wished to "throw out" a few proposals and his rationale. He proposed the following:

1. Repurpose Thomas Magnet to become an elementary school.
2. Build a new magnet school.
3. Build a new middle school at Liberty.

The rationale being to "get kids out of portables". John Boutwell – "Thomas is easy access to other schools. A magnet school serves the entire community, so there is greater possibility on land location... doesn't mean you wouldn't put it north. I think a magnet school would be a positive – a new shiny magnet school for recruitment. Liberty is overcrowded and there is land available. Just like to throw it out there to chew on it."

#### **ADJOURNMENT**

**On the motion of Mr. Boutwell, the meeting was adjourned at approximately 7:05 p.m.** A casual Q & A continued with Kline-Swinney and board members.

---

***2020-2021 Classroom Fee Rate Schedule***

---

***The Background:***

In accordance with Board Policy 6.709 – STUDENT FEES, FINES, AND PURCHASES, approval is required for students' classroom fees for the 2020-21 school year. The following fee schedule and guidelines are submitted by school principals, and instructional supervisors and represent no increase over the previous year:

***Fees for grades K-6 shall be \$25.00 maximum***

***Fees for 7-12 grades/subject shall be \$15.00 maximum***

***A school principal may make written request for fees in excess of the established rates for BOE consideration and official action. No funds may be solicited prior to Board approval.***

***The Recommendation:***

*The Superintendent recommends approval.*



***AGREEMENT***  
Between  
**JOSEPH RUPARD, MD., Ph.D.**  
**FAMILY MEDICAL CLINIC**  
And  
**THE BEDFORD COUNTY BOARD OF EDUCATION**

THIS AGREEMENT, made and entered into this 16th day of June, 2020, by and between THE BEDFORD COUNTY BOARD OF EDUCATION, 500 Madison Street, Shelbyville, Tennessee, hereinafter referred to as the “BOARD” and JOSEPH H. RUPARD, M.D., Ph.D., 883 Union Street, Shelbyville, Tennessee, hereinafter referred to as “RUPARD CLINIC”.

FOR A TERM to commence on the first day of July, 2020, and to terminate on the thirtieth day of June, 2021.

UPON THE FOLLOWING CONDITIONS AND COVENANTS:

FIRST: As mandated by the Rules, Regulations, and Minimum Standards for the Governance of Public Schools in the State of Tennessee, Chapter 0520-1-5-.01(5)(b); and in accordance with Tennessee Code Annotated 49-6-2108, physical and mental examinations and reports thereof are required for all school bus drivers on an annual basis.

SECOND: RUPARD CLINIC agrees to perform the bus driver physical Examinations, as mandated by law, for the herein set time period with the bus drivers responsible for individual appointment scheduling.

THIRD: The BOARD agrees to pay RUPARD CLINIC a fee of sixty dollars (\$60.00) per individual physical examination.

FOURTH: Physical Examination Form, as required by the Tennessee Department of Transportation, shall be completed by RUPARD CLINIC, and submitted

to the Office of the Superintendent of Schools where results must be kept on file for the duration of the school year.

IN WITNESS THEREOF, the parties hereto have hereunto set their hands on the date and in the year first above written.

PHYSICIAN

\_\_\_\_\_  
Joseph H. Rupard, M.D., Ph.D.

\_\_\_\_\_  
Date

BEDFORD COUNTY BOARD OF EDUCATION

\_\_\_\_\_  
Glenn Forsee, Chairman

\_\_\_\_\_  
Date



***AGREEMENT***  
Between  
**JOSEPH RUPARD, MD., Ph.D.**  
**FAMILY MEDICAL CLINIC**  
And  
**THE BEDFORD COUNTY BOARD OF EDUCATION**

THIS AGREEMENT, made and entered into this 16th day of June, 2020, by and between THE BEDFORD COUNTY BOARD OF EDUCATION, 500 Madison Street, Shelbyville, Tennessee, hereinafter referred to as the “BOARD” and JOSEPH H. RUPARD, M.D., Ph.D., 883 Union Street, Shelbyville, Tennessee, hereinafter referred to as “RUPARD CLINIC”.

FOR A TERM to commence on the first day of July, 2020, and to terminate on the thirtieth day of June, 2021.

UPON THE FOLLOWING CONDITIONS AND COVENANTS:

FIRST: Bedford County Board of Education Policy 5.400 requires that all employees, prior to entering service, shall present a certificate showing a satisfactory health record, including certification of freedom from infectious tuberculosis.

SECOND: RUPARD CLINIC agrees to perform non-DOT employment physical examinations for a fee of fifty dollars (\$50.00), for the herein set time period, for any prospective BOARD employee wishing to avail themselves of this service, with the prospective employee being responsible for individual appointment scheduling.

THIRD: The prospective BOARD employee shall pay to RUPARD CLINIC a fee of fifty dollars (\$50.00) per individual non-DOT physical examination. Any additional services rendered at time of visit shall be at Dr. Rupard’s standard rate and the sole responsibility of the prospective employee.

FOURTH: Physical Examination Form shall be completed by RUPARD CLINIC, and submitted to the Office of the Superintendent of Schools where results shall be kept on file.

IN WITNESS THEREOF, the parties hereto have hereunto set their hands on the date and in the year first above written.

PHYSICIAN

\_\_\_\_\_  
Joseph H. Rupard, M.D., Ph.D.

\_\_\_\_\_  
Date

BEDFORD COUNTY BOARD OF EDUCATION

\_\_\_\_\_  
Glenn Forsee, Chairman

\_\_\_\_\_  
Date

Bedford County's

2020

**VALEDICTORIANS**

**&**

**SALUTATORIANS**

**CASCADE HIGH VALEDICTORIAN – ANNA ELIZABETH BROWN**



Anna is the daughter of David and Lisa Brown

Numeric average: 101.0

Anna plans to attend University of North Alabama, majoring in nursing with plans to obtain a master's degree in the field.

**CENTRAL HIGH VALEDICTORIAN – MATTHEW TROY WATERSON**



Matthew is the son of Troy and  
Kimberly Waterson

Numeric Average: 99.733

Matthew plans to attend MTSU,  
majoring in Organismal Biology and  
Ecology

**COMMUNITY HIGH VALEDICTORIAN – MACKENZIE ANN-MARIE NEWKIRK**




Mackenzie is the daughter of Geoffrey Thomas and Stephanie Renae Newkirk & Rhonda Janean Greer

Numeric Average: 99.97

Mackenzie plans to attend MTSU to obtain a bachelor's degree in Child Development and Family Studies.

**CASCADE HIGH CO-SALUTATORIAN – JONATHAN GARCIA PADILLA**




Jonathan is the son of Oscar Marquez and Monica Campos

Numeric average: 100.304

Jonathan plans to attend the University of Tennessee, Knoxville to major in Physics.

**CASCADE HIGH CO-SALUTATORIAN – TRISTAN BLAKE BOWEN**



Tristan is the son of Bo and Denise Bowen

Numeric average: 100.3

Tristan plans to attend the University of Tennessee or Louisiana State University, majoring in Computer Science with plans to obtain a bachelor's in the field.

**CENTRAL HIGH SALUTATORIAN – CHRISTIAN JAMES SHARP**



Christian is the son of Robert and Terri Sharp

Numeric Average: 99.417

Christian plans to attend MTSU to major in Mechatronics Engineering

**COMMUNITY HIGH SALUTATORIAN – SKYLAR RAYNE CADENHEAD**



Skylar is the daughter of Megan and Caleb Cadenhead

Numeric Average: 99.92

Skylar plans to attend the University of Tennessee, Knoxville to pursue a degree in Biology. She then plans to become a PA, after attending an accredited institution.

Bedford County Department of Education  
**Annual Report of Gifts and Bequests**  
(Due the second Monday each June)

**2019-2020 School Year**

**Submitted by:** Whitney Yoes

**School:** Community Elementary School

**Date:**

<b>Item(s) Description</b>	<b>Name of Donor</b>	<b>Real\Estimated Value</b>
Money for classroom accts.	PTO	6150.00
Money for general use	Kroger	1721.15
Birthday Book Club	Various Parents	1275.00
Box Top Program – Related Arts	General Mills	493.80
AR Slots	PTO	3500.00
Computers	PTO	20137.00
Printers	PTO	868.44
Sick room cot	PTO	470.00
Mystery Science membership	PTO	999.00
Walmart	Classroom volunteer program	1250.00

We greatly appreciate the support given by the community.

Sincerely,



Whitney Yoes  
Principal

Cascade Elementary School  
 Gifts and Bequests  
 2019-2020

Description	Donor	Amount
Donation based on volunteer hours worked	Walmart	1,000.00
Donation from CES PTO	CES PTO	38,746.42
Donation for indigent student needs	Mike & Kay Clement	1,200.00
Donation for indigent student needs	Connie & Marty Heflin	1,000.00
Donation for general use based on participation	Kroger	3,897.41
Harvest Festival basket donations	Parents & Community	100.00
Donation for purchase of memorial library books	Teachers, Staff, & Community	45.00
Donations to classroom teachers for general use	Parents & Community	2,736.70
Donation based on box tops turned in by students	Box Tops for Education	986.70
Donation for Student of the Month expenses	Titans Transfer	400.00
Donation based on participation	First Community Bank	826.44
Donation for Christmas yard sale	Wartrace Baptist Church	500.00
Donations to AR program	Parents & Community	85.00
Donation for Drama Club	Albea	500.00
Donations for Drama Club performance	Parents & Community	456.30
Birthday Book Club	Parents and Family	965.00

53,444.97

**Harris Middle School**  
**2019-2020 Annual Report**  
**Gifts and Donations**

**Summary Reports on Donations greater than \$50.00**

<b>Donation made by:</b>	<b>Purpose/Item(s):</b>	<b>Amount:</b>
A&C Finlayson, LLC	Cheer Sponsorship of Lexi Fulton	50.00
A&S Heating and Cooling	Cheer Sponsorship of Lainey Green	100.00
Albea Americas, Inc.	Cheer Sponsorship of Makenzie Columbia	100.00
Alfonso's	Volleyball Sponsorship of Maleah Fabera	20.00
Anonymous	Donation to Library	18.00
B&S Gutters	Girls Basketball Sponsorship	250.00
Believer's Faith Fellowship of Christiana	Volleyball Sponsorship of Nevaeh Buchanan	50.00
Benchmark Rehabilitation	Cheer Sponsorship of Sarah Bailey	100.00
Benchmark Rehabilitation	Cheer Sponsorship of Sarah Bailey	100.00
Bubba's Fencing, LLC	Baseball Sponsorship	325.00
Carmen Breedlove	Donation to Amanda Spain's room	5.00
Carmen Breedlove	Donation to Caleb Morton's room	5.00
Casa Mexicana	Cheer Sponsorship of Gianna Zuasnava	75.00
Celebration Liquor/D&D Farms	Volleyball Sponsorship of Maleah Fabera	50.00
Christina Adams	Donation to Softball	92.00
Cooper Steel	Cheer Sponsorship of Lainey Green	100.00
Cooper Steel	Volleyball Sponsorship of Caitlyn Burdick	150.00
Cooper Steel	Baseball Sponsorship	250.00
Cooper Steel	Girls Basketball Sponsorship	250.00
Crossroads Surgery Center	Volleyball Sponsorship of Addy Berry	150.00
Daniel or Hasca Liddell	Donation to Ben Liddell's room	100.00
DBA Black & Blue Sports	Girls Basketball Sponsorship	100.00
Dennis Young Insurance Agency, Inc.	Girls Basketball Sponsorship	150.00
DREMC	STEM Kits	1100.00
DREMC	Volleyball Sponsorship	100.00
DREMC	Baseball Sponsorship	325.00
El Mexico	Cheer Sponsorship of Gianna Zuasnava	20.00
Erik Graubner	Donation to Football	10.00
Fast Pawn	Donation to Football	50.00
FCB	Cheer Sponsorship of Lainey Green	100.00
FCB	Volleyball Sponsorship of Rylann Sou	100.00

FCB	Donation to Softball	100.00
FCM Cares, Inc.	Donation to HMS Athletics	1000.00
Florida Brothers Inc.	Girls Basketball Sponsorship	100.00
Floyd's Excavating	Girls Basketball Sponsorship	250.00
Gael Flores	Donation to Linda Long's classroom	10.00
Gateway Church	Donation to Baseball	325.00
Guardian Pharmacy	Cheer Sponsorship of Sarah Bailey	100.00
H.B. Cowan & Company	Volleyball Sponsorship of Alyssa Smith	150.00
Heaven Williams	Donation to Band	8.00
Hice Barber	Volleyball Sponsorship of Maleah Fabera	40.00
Jennifer Pasalakis	Cheer Sponsorship of Lainey Green	100.00
Joel's Tire and Brake	Girls Basketball Sponsorship	50.00
La Rivera	Cheer Sponsorship of Gianna Zuasnavá	100.00
LaBelle Nail Spa, LLC	Donation to School to cover cost of MOEMS enrollment	120.00
Marty Crosslin Insurance	Baseball Sponsorship	100.00
Michael Coffey	Girls Basketball Sponsorship	2500.00
Michael Estrada	Baseball Sponsorship	25.00
Mitchell Buchanan	Volleyball Sponsorship of Nevaeh Buchanan	100.00
Nevaeh Buchanan	Donation to Softball	200.00
New Covenant Christian Bookstore	Fall Festival Donation	50.00
Newell Brands	Baseball Sponsorship	100.00
Newell Brands	Baseball Sponsorship	325.00
Oakwood Grove	Volleyball Sponsorship of Lilly Brown	150.00
Oakwood Grove	Volleyball Sponsorship of Lilly Brown	150.00
Peoples Bank of Middle Tennessee	Girls Basketball Sponsorship	100.00
Peoples Bank of Middle Tennessee	Girls Basketball Sponsorship	100.00
Ralph Allen	Donation to Football	20.00
Rodney McKoon	Donation to Band	10.00
Rodney McKoon	Room Fee Donation	15.00
Shelbyville Jaycees	Baseball Sponsorship	250.00
Sir Pizza Shelbyville	Baseball Sponsorship	425.00
Southern Energy	Donation to Softball	100.00
Southern Tennessee Endodontics	Donation to Girls Soccer	150.00
Titan Transfer	Baseball Sponsorship	325.00
Victor/Emily Allen	Donation to Softball	75.00 cash/130.00 check
Walmart DC	Volleyball Sponsorship of Abby Phillips	150.00

Walmart DC	Donation to Volleyball	350.00
Walmart DC	Girls Basketball Sponsorship	200.00
Wayne's Auto Repair	Girls Basketball Sponsorship	50.00




## School-wide Title I

Principal, Reita Vaughn  
903 S. Cannon Blvd.  
Shelbyville, TN 37160



School number:0075  
Phone number:931-684-7545

Donation from Southside PTO	\$113.00	7-30-19
Landers Well Digging	250.00	9-30-19
First Community Bank	146.74	10-20-19
Southside PTO	130.00	10-2-19
Citizens Bank	400.00	11-13-19
Marion Lane	100.00	11-13-19
General Mills (box tops)	244.80	1-7-20
FCB	139.73	1-9-20
TN Tech	50.00	2-20-20
FCB	130.74	4-22-20
Box Tops	18.40	4-27-20





DATE: June 1, 2020

TO: Board of Education

FROM: Kathy Reed, Principal

RE: Accounts Receivable

This is to advise you that Learning Way Elementary School does not have any outstanding accounts receivable items for the year 2019-2020.

Kathy Reed, Principal  
Linda Banks, Bookkeeper

Learning Way

19-20

Donors Choose

Translucent Color Chips  
Magna-Tiles Starter Set  
Crystal Building Blocks  
Translucent Letters  
Translucent Numbers  
Tabletop Light Panel x 2  
Soundnetic 10 pack classroom stereo budget headphones  
Learning resources plastic patter blocks  
Moluk Bilibo Green  
Moluk Bilibo Blue  
Trideer inflated stability cushion with pump X 2  
Learning Resources patterned hand pointers  
Magnetic Blocks  
VIAHART brain flakes 500 piece plastic disk set  
Easel White Board  
Dry Erase Circles  
Gejoy Spot Markers  
Educational Insights Wireless Eggspert  
Double sided dry erase boards  
Fun Express Compass Clip x 4  
24 pack of safety glasses x 14  
Home-complete walk-in greenhouse  
Flashforge adventure 3D printer  
Flagship Carpets  
Flex-Space comfy rectangular classroom carpet x 2  
Smead File Folders  
Post-it super sticky easel pad  
Active Wobble chair for kids  
Astrobright color paper x 2  
Trider inflated stability wobble cushion  
Toddler Alphabet Blocks Carpet  
15' K Motion Stool x 6  
Giant Sand Timer - 5 Minutes x 1  
Flex-Space Giant Comfy Pillow - Green x 1  
Flex-Space Giant Comfy Pillow - Blue x 1  
Flex-Space Big Beanbag Seat - Blue (30") x 1  
Flex-Space Big Beanbag Seat - Green (30") x 1  
Flex-Space Wobble Cushion - Green x 1  
Flex-Space Wobble Cushion - Blue x 1  
Flex-Space Comfy Floor Seat - Green x 1  
Flex-Space Comfy Floor Seat - Blue x 1

Feed the Children Teacher store

Copy Paper  
Pencils  
Folders with prongs  
Notebooks

Books  
Snacks  
Folders  
24 Binders  
12 spirals  
1 box of snacks  
50 pocket folders  
24 paper folders  
Misc Office Supplies  
10 chapter books  
1 case of chips  
10 books  
24 binders  
12 spiral notebooks  
Folders  
Pencils  
2 boxes tissues  
2 cinch bags  
Tape  
Copy paper  
1 binder  
1 case chips  
10 books  
Paper cups  
Folders  
Tape  
Notepads  
Book Covers  
2 inch prong fastener sets  
Envelopes  
Ink Pens  
Exacto Blades  
637 Sinch Sacks

Follett Titlewave Credit

Titlewave Credit for books \$1,275

Walmart

Library Donation \$2000

Newell

Expo Markers  
Sharpies  
Pencils  
Paper  
Erasers  
Pens Highlighters.

---



# Thomas Magnet

## Donations for 2019-2020

Cash donation- \$12 to Drama Club

Cascade Jr Pro- \$250 to General Account

TMS PTO- \$10,000 to PTO Donations

Alma Onate- \$500 to General Account

Julle Harris- \$100 to Drama Club

Jessica Waggoner- \$100 to Palmer

Bobo, Hunt, & White- \$250 to Drama Club

Shelbyville Woman's Club- \$50 to Drama Club

Anonymous Donation- \$35 to General

Anonymous Donation- \$10 to General

Anonymous Donation- \$80 to General

Tennessee Tech- \$50 to General

Tennessee Tech- \$75 to General

M & L Greenhouse- \$100 to Drama Club

Feldhaus Memorial Chapel- \$100 to Drama Club

Dennis Young Insurance Agency- \$100 to Drama Club

Essential Family Medicine- \$250 to Drama Club

Judie Pope- \$100 to Drama Club

Bobo, Hunt, and White- \$100 to Fundraiser

Amanda Seibers- \$100 to Fundraiser

Peoples Bank- \$100 to Fundraiser

TMS PTO- \$538.11 to General

FCB- \$100 to Fundraiser

Midsouth Satellite, LLC- \$100 to Fundraiser

Jessica Waggoner- \$100 to Fundraiser

Amy Reyes- \$100 to Fundraiser

Megan Trott- \$100 to Fundraiser

Rachel Pope- \$100 to Drama

Vincent Cabinet Instulation- \$150 to Drama Club

SCHS DONATIONS 2019-2020

DONATOR	ACCOUNT	DATE RECEIVED	AMOUNT
BONNE BELDEN	SCIENCE OLYMPIAD	2/18/2020	\$16.00
HISE BARBER SHOP	BAND	8/21/2019	\$100.00
DR DALE HASTY	BAND	8/21/2019	\$100.00
MARVIN C KOONCE	BAND	8/21/2019	\$50.00
DUCK RIVER ELECTRIC	BAND	8/27/2019	\$50.00
CLEMENTS DENTAL	BAND	11/19/2019	\$100.00
REYNOLDS AMERICAN FOUNDATION	FOOTBALL	1/17/2020	\$1,000.00
MARELLI NORTH AMERICA	FOOTBALL	1/17/2020	\$750.00
SOUTHERN ENERGY TRANSPORT	TENNIS	2/3/2020	\$200.00
MEGAN TROTT	TENNIS	2/21/2020	\$100.00
LAUREATE DELTA BETA SIG PHI	GUIDANCE	3/6/2020	\$200.00
CITY OF SHELBYVILLE	B BASKETBALL	3/4/2020	\$624.00
MARK HALL	BASEBALL	2/13/2020	\$200.00
JENNIFER JOHNSON	G BASKETBALL	2/3/2020	\$50.00
TIM HARWELL	G BASKETBALL	11/22/2019	\$50.00
COOPER STEEL	G BASKETBALL	7/26/2019	\$250.00
SHELBYVILLE LIONS CLUB	LEO CLUB	10/21/2019	\$500.00
DIANA FOSTER	SOFTBALL	3/16/2020	\$100.00
CITIZENS BANK OF LAFAYETTE	RENAISSANCE	10/14/2019	\$146.80
COOPER STEEL	VOLLEYBALL	9/5/2019	\$150.00
JONES BROTHERS	VOLLEYBALL	9/10/2019	\$150.00
SHANA PITTS	VOLLEYBALL	9/30/2019	\$20.00
GREAT LAKES CHEESE	VOLLEYBALL	9/6/2019	\$150.00
DABORA, INC	VOLLEYBALL	9/30/2019	\$2,000.00

Suzanne Alexander

Community High School Recipient	2019-2020 DATE	7/1/2019 AMOUNT	GIFTS & MEMORIALS Donor
812 DRAMA	8/6/2019	\$150.00	Chapel Hill Dance Acad - Wendy Thacker
803 STUDENT COUNCIL	9/4/2019	\$1,300.00	Bell Buckle Chamber of Commerce
616 GIRLS SOCCER	9/9/2019	\$250.00	Eddie & Regina Newsom
601 GIRLS BASKETBALL	9/26/2019	\$900.00	Community Lions (Horse Show work)
MUSIC / 903 BAND	9/26/2019	\$400.00	Community Lions (Horse Show work)
616 GIRLS SOCCER	9/26/2019	\$400.00	Community Lions (Horse Show work)
605 VOLLEYBALL	9/26/2019	\$500.00	Community Lions (Horse Show work)
803 STUDENT COUNCIL	9/26/2019	\$400.00	Community Lions (Horse Show work)
615 FOOTBALL	9/30/2019	\$1,488.24	Community Quarterback Club
604 SOFTBALL	10/1/2019	\$1,000.00	Community Lions (Horse Show work)
805 CHEERLEADERS	10/16/2019	\$400.00	Community Lions (Horse Show work)
910 FFA (NASH SCHOLARSHIP)	10/21/2019	\$1,000.00	Nash Diary - Brenna-Trace Sanders
603 BASEBALL	10/31/2019	\$2,500.00	Bedford County Baseball, INC.
603 BASEBALL	10/31/2019	\$500.00	Community HS Baseball & Softball Booster Club
905 PROJECTS	11/4/2019	\$4,000.00	Community School Alumni Association
604 SOFTBALL	11/4/2019	\$425.00	Community HS Baseball & Softball Booster Club
601 GIRLS BASKETBALL	11/6/2019	\$ 4,000.00	Unionville Jr Pro - Community HS
602 BOYS BASKETBALL	11/6/2019	\$ 2,610.00	Unionville Jr Pro - Community HS
803 STUDENT COUNCIL	11/11/2019	\$ 1,091.00	Anonymous
616 GIRLS SOCCER	11/18/2019	\$ 800.00	Josh Lefevre Construction ck#VV145
601 GIRLS BASKETBALL	11/18/2019	\$ 200.00	Josh Lefevre Construction (sign renewal) ck#VV145
615 FOOTBALL	12/30/2019	\$ 5,000.00	Alliance Auto Body Inc - Sobiek
CDC CLASS - TROUT	2/11/2020	\$ 1,000.00	Lizs Kids Horse Show
<b>TOTAL DONATION</b>		<b>\$30,314.24</b>	

RR

2019-2020  
 CASCADE HIGH SCHOOL  
 DONATION LIST

DATE	DONATOR	DONATION TO:	PURPOSE	AMOUNT
8/14/2019	Jordan Green	Science	as needed	\$10.00
8/16/2019	Fair Association	FFA	as needed	\$200.00
8/16/2019	Hawkins Asphalt	Baseball	scoreboard	\$2,500.00
8/19/2019	Wartrace Baptist Church	Girls BB	Lockers	\$3,000.00
8/21/2019	Ray's Paint & Body	Girls Soccer	as needed	\$150.00
8/21/2019	C & H Insulation	Girls Soccer	as needed	\$250.00
8/21/2019	First Community Bank	Girls Soccer	as needed	\$250.00
8/21/2019	Bruce's Small Engine	Girls Soccer	as needed	\$500.00
8/21/2019	The Hasty's	Girls Soccer	as needed	\$100.00
8/21/2019	Las Trojas Restaurant	Cheerleaders	uniforms	\$50.00
8/22/2019	Townsend Foods	Cheerleaders	uniforms	\$500.00
8/22/2019	Brown's Body Shop	Cheerleaders	uniforms	\$25.00
8/22/2019	Brown H/C	Cheerleaders	uniforms	\$200.00
8/22/2019	JB Rollins constructing	Cheerleaders	uniforms	\$100.00
8/22/2019	Barbara McKay	Cheerleaders	uniforms	\$50.00
8/22/2019	Michael Coffey	Cheerleaders	uniforms	\$1,000.00
8/22/2019	Yoes Brothers Barber Shop	Cheerleaders	uniforms	\$25.00
8/22/2019	C.A.R. Service Center	Cheerleaders	uniforms	\$300.00
8/22/2019	Templeton & Associates	Cheerleaders	uniforms	\$50.00
8/22/2019	Wayne Hitchcock	Cheerleaders	uniforms	\$50.00
8/22/2019	Northcutt Surveying	Cheerleaders	uniforms	\$150.00
8/22/2019	Southern Charm	Cheerleaders	uniforms	\$100.00
8/22/2019	Natasha Brown	Cheerleaders	uniforms	\$1,163.00
8/23/2019	Whitts BBQ	Cheerleaders	uniforms	\$250.00
8/23/2019	Sonja Pimental	Cheerleaders	uniforms	\$35.00
8/22/2019	82 Market	Girls BB	as needed	\$100.00
8/22/2019	Hawkins Price	Cheerleaders	uniforms	\$300.00
8/22/2019	Albea	Cheerleaders	uniforms	\$250.00
8/22/2019	Float A Boat	Cheerleaders	uniforms	\$50.00
8/22/2019	Debra Steadman	Cheerleaders	uniforms	\$50.00
8/22/2019	Mary Holton	Cheerleaders	uniforms	\$200.00
9/3/2019	82 Market	Cheerleaders	uniforms	\$75.00
9/3/2019	Cascade Jr. Pro BB	Boys BB	as needed	\$2,000.00

9/3/2019	Titan Transfer	Cheerleaders	uniforms	\$100.00
9/3/2019	Hadley Grifty	Girst BB	as needed	\$100.00
9/3/2019	Cascade Jr. Pro BB	Girls BB	as needed	\$2,000.00
9/4/2019	Marion Arnold	Cheerleaders	uniforms	\$50.00
9/10/2019	Penny Green	Girls Soccer	as needed	\$200.00
9/17/2019	Walmart	Wrestling	as needed	\$500.00
9/10/2019	Community Lions Club	Girls Soccer	as needed	\$400.00
9/10/2019	First Bank	Girls Soccer	as needed	\$500.00
9/10/2019	Matthew allen Trucking	Girls Soccer	as needed	\$200.00
9/10/2019	Sarah Morris	Gen. Purpose	student needs	\$200.00
9/17/2019	Curl Construction	Girls Soccer	as needed	\$500.00
9/18/2019	Coca Cola	General Exp.	Chairs, cart & cover	\$3,620.00
9/23/2019	Kristin Brown	Baseball	scoreboard	\$2,500.00
9/25/2019	Bell Buckle Café	Cheerleaders	uniforms	\$100.00
9/27/2019	Clements Dental	Boys BB	as needed	\$250.00
9/27/2019	BYT Nutrition	Baseball	as needed	\$2,500.00
10/1/2019	Bedford County Baseball	Baseball	scoreboard	\$2,500.00
10/2/2019	Midway Vol. Fire Dept.	Girls BB	scoreboard	\$500.00
10/4/2019	Matthew allen Trucking	Baseball	equipment	\$2,500.00
10/14/2019	Cascade FFA Alumni	FFA	scoreboard	\$450.00
10/14/2019	Brenda Ayers	Cheerleaders	caps	\$400.00
10/14/2019	Citizens Bank	General Exp.	uniforms	\$178.85
10/14/2019	Julie Young	FACS	as needed	\$935.00
10/21/2019	Ray's Paint & Body	Baseball	as needed	\$2,500.00
10/21/2019	Lynn Mott	FFA	scoreboard	\$200.00
10/21/2019	Bedford county Farm Bureau	FFA	activities	\$1,000.00
10/24/2019	Jack Harris	FFA	as needed	\$428.00
10/24/2019	Walmart	FCA	as needed	\$500.00
10/24/2019	D.A.V. Chapter 43	Wrestling	as needed	\$250.00
10/24/2019	Albea Americas	NHS	as needed	\$2,500.00
10/29/2019	Kim Heath	Baseball	scoreboard	\$250.00
10/30/2019	Bell Buckle Motor Works	FCA	as needed	\$250.00
10/30/2019	First Community Bank	Softball	as needed	\$250.00
10/30/2019	First Community Bank	Interact	as needed	\$1.41
10/30/2019	First Community Bank	Baseball	as needed	\$24.15
10/30/2019	First Community Bank	Baseball	as needed	\$25.74
10/30/2019	First Community Bank	Interact	as needed	\$1.53
10/30/2019	First Community Bank	General Exp.	as needed	\$323.99
10/30/2019	First Community Bank	Golf	as needed	\$11.94
10/30/2019	First Community Bank	Golf	as needed	\$16.77

10/30/2019	First Community Bank	General Exp.	as needed	\$314.42
10/30/2019	Middle TN. Beef Producers	FFA	as needed	\$500.00
10/30/2019	First Community Bank	Softball	as needed	\$35.82
10/30/2019	First Community Bank	Cross Country	as needed	\$7.14
10/30/2019	First Community Bank	Cross Country	as needed	\$1.44
10/30/2019	First Community Bank	Softball	as needed	\$30.78
10/30/2019	First Community Bank	Girls BB	as needed	\$25.77
10/30/2019	First Community Bank	Girls BB	as needed	\$34.08
10/30/2019	First Community Bank	Pep Band	as needed	\$33.09
10/30/2019	First Community Bank	Pep Band	as needed	\$32.12
10/30/2019	First Community Bank	FCCLA	as needed	\$18.36
10/30/2019	First Community Bank	FCCLA	as needed	\$17.58
10/30/2019	First Community Bank	FFA	as needed	\$28.11
10/30/2019	First Community Bank	FFA	as needed	\$23.48
10/30/2019	First Community Bank	HOSA	as needed	\$9.18
10/30/2019	First Community Bank	HOSA	as needed	\$7.55
10/30/2019	First Community Bank	Girls Soccer	as needed	\$22.78
10/30/2019	First Community Bank	Boys Soccer	as needed	\$12.86
10/30/2019	First Community Bank	Boys Soccer	as needed	\$12.23
10/30/2019	First Community Bank	Girls Soccer	as needed	\$24.57
10/30/2019	First Community Bank	Football	as needed	\$50.67
10/30/2019	First Community Bank	Football	as needed	\$53.07
10/30/2019	First Community Bank	Cheerleaders	as needed	\$8.88
10/30/2019	First Community Bank	Cheerleaders	as needed	\$11.61
10/30/2019	First Community Bank	Boys BB	as needed	\$24.84
10/30/2019	First Community Bank	Boys BB	as needed	\$29.32
11/4/2019	Lita York	Girls BB	as needed	\$500.00
11/4/2019	Lita York	Golf	as needed	\$250.00
11/4/2019	Lita York	Boys BB	as needed	\$500.00
11/4/2019	Lita York	Cheerleaders	as needed	\$250.00
11/12/2019	Barryard Kids Too	LEAD	as needed	\$100.00
11/15/2019	Sonia Pimental	Student Council	as needed	\$30.00
11/15/2019	Cascade Band Boosters	Boys Soccer	as needed	\$1,539.00
11/20/2019	D & R Siding	Wrestling	as needed	\$200.00
11/20/2019	Cascade Touchdown Club	Football	as needed	\$17,000.00
12/4/2019	Duck River Electric	LEAD	as needed	\$100.00
12/17/2019	Peoples Bank	Wrestling	as needed	\$100.00
12/18/2019	Shirley Cato	Baseball	as needed	\$150.00
12/18/2019	Cascade Band Boosters	Pep Band	transportation	\$3,500.00

1/13/2020	Walmart	School Improvement	as needed	\$500.00
1/13/2020	First Community Bank	Gen Purpose	as needed	\$312.77
1/13/2020	First Community Bank	Interact	as needed	\$0.21
1/13/2020	First Community Bank	Softball	as needed	\$40.74
1/13/2020	First Community Bank	Cross Country	as needed	\$8.46
1/13/2020	First Community Bank	Girls BB	as needed	\$27.27
1/13/2020	First Community Bank	Pep Band	as needed	\$34.44
1/13/2020	First Community Bank	FCCLA	as needed	\$22.53
1/13/2020	First Community Bank	FFA	as needed	\$27.86
1/13/2020	First Community Bank	HOSA	as needed	\$7.74
1/13/2020	First Community Bank	Girls Soccer	as needed	\$21.11
1/13/2020	First Community Bank	Boys Soccer	as needed	\$9.45
1/13/2020	First Community Bank	Football	as needed	\$47.31
1/13/2020	First Community Bank	Cheerleaders	as needed	\$8.19
1/13/2020	First Community Bank	Boys BB	as needed	\$23.40
1/13/2020	First Community Bank	Golf	as needed	\$18.78
1/13/2020	First Community Bank	Baseball	as needed	\$25.62
1/13/2020	First Community Bank	Drama	as needed	\$6.57
1/22/2020	Peoples Bank	ACT Team	act wall/trip	\$500.00
1/31/2020	Cascade Touchdown Club	Football	paint	\$1,827.45
2/4/2020	Jeremy Bankston	Golf	championship ring	\$180.00
2/12/2020	Jeremy Bankston	Golf	championship ring	\$60.00
2/12/2020	Kenneth Wessner	FFA	as needed	\$50.00
2/12/2020	Bowens Body Shop	FFA	as needed	\$50.00
2/12/2020	Florida Bros.	FFA	as needed	\$50.00
2/12/2020	Mobile Living Truck Tops	FFA	as needed	\$20.00
2/12/200	Florida Bros.	FFA	as needed	\$50.00
2/12/2020	Bowens Body Shop	FFA	as needed	\$50.00
2/21/2020	Steve Nash Trucking	FFA Chili Supper	as needed	\$200.00
2/21/2020	C.A.R. Service Center	FFA Chili Supper	as needed	\$75.00
2/25/2020	Jostens	Gen Purpose	as needed	\$500.00
2/26/2020	Christi Walker	FCA	as needed	\$20.00
3/4/2020	Civic Enterprise of Wartrace	Gen. Purpose	as needed	\$988.00
3/10/2020	Farm Bureau	FFA	as needed	\$1,200.00
3/10/2020	Cascade Middle School PTO	Baseball	as needed	\$1,350.00
3/16/2020	Middle Tn. Wrestling Officials	Wrestling	as needed	\$500.00
4/24/2020	Walmart	Wrestling	as needed	\$250.00
5/8/2020	Melissa Anderson	FCCLA	as needed	\$37.32
5/26/2020	Heritage South	Student Council	senior yard signs	\$250.00

6/5/2020	First Community Bank	HOSA	as needed	\$8.43
6/5/2020	First Community Bank	Interact	as needed	\$1.23
6/5/2020	First Community Bank	Drama	as needed	\$5.55
6/5/2020	First Community Bank	Cheerleaders	as needed	\$8.34
6/5/2020	First Community Bank	FCCLA	as needed	\$22.29
6/5/2020	First Community Bank	FFA	as needed	\$28.19
6/5/2020	First Community Bank	Pep Band	as needed	\$40.35
6/5/2020	First Community Bank	Track	as needed	\$0.18
6/5/2020	First Community Bank	Softball	as needed	\$46.35
6/5/2020	First Community Bank	Boys Soccer	as needed	\$9.59
6/5/2020	First Community Bank	Girls Soccer	as needed	\$24.33
6/5/2020	First Community Bank	Golf	as needed	\$16.98
6/5/2020	First Community Bank	Football	as needed	\$46.92
6/5/2020	First Community Bank	Girls BB	as needed	\$27.09
6/5/2020	First Community Bank	Boys BB	as needed	\$21.11
6/5/2020	First Community Bank	Baseball	as needed	\$25.23
6/5/2020	First Community Bank	General Purpose	as needed	\$339.23

TOTAL: 79110.74

**2019-2020 CASCADE MIDDLE SCHOOL  
DONATION LIST**

<b>DATE</b>	<b>DONATOR</b>	<b>DONATION TO</b>	<b>PURPOSE</b>	<b>AMOUNT</b>
8/5/2019	FIRST COMMUNITY BANK	GENERAL PURPOSE	AS NEEDED \$	114.52
8/5/2019	CMS PTO	VOLLEYBALL	TEAM EXPENSES \$	3,314.89
8/5/2019	ALBEA	GIRLS SOCCER	TEAM EXPENSES \$	500.00
8/9/2019	BELL BUCKLE CAFÉ	CHEERLEADER	TEAM EXPENSES \$	250.00
8/15/2019	ROGERS GROUP	VOLLEYBALL	TEAM EXPENSES \$	500.00
8/21/2019	ANGIE ALBRITTON	FOOTBALL	AS NEEDED \$	71.00
9/3/2019	CASCADE JR PRO BASKETBALL	GIRLS BASKETBALL	AS NEEDED \$	2,000.00
9/3/2019	CASCADE JR PRO BASKETBALL	BOYS BASKETBALL	AS NEEDED \$	2,000.00
9/18/2019	TOUCHDOWN CLUB	FOOTBALL	TEAM EXPENSES \$	750.00
9/18/2019	FCM CARES	ATHLETIC DIRECTOR	ATHLETIC SHOES \$	1,000.00
10/1/2019	IDEAL	CAROTHERS CLASSROOM	AS NEEDED \$	100.00
10/1/2019	HAWKINS ASPHALT	CHEERLEADER	TEAM EXPENSES \$	842.00
10/1/2019	HAWKINS & PRICE	CHEERLEADER	TEAM EXPENSES \$	842.00
10/22/2019	CMS PTO	ATHLETIC CONCESSIONS	AS NEEDED \$	325.01
10/29/2019	BELL BUCKLE MOTOR WORKS	BASEBALL	TEAM EXPENSES \$	250.00
10/29/2019	BELL BUCKLE MOTOR WORKS	BASEBALL	TEAM EXPENSES \$	750.00
11/4/2019	FIRST COMMUNITY BANK	GENERAL PURPOSE	AS NEEDED \$	108.90
11/5/2019	LITA YORK	GIRLS BASKETBALL	TEAM EXPENSES \$	500.00
11/5/2019	TOUCHDOWN CLUB	FOOTBALL	TEAM EXPENSES \$	750.00
11/19/2019	MARTY HEFLIN	STUDENT NEEDS	STUDENT NEEDS \$	500.00
12/19/2019	DALE REESE	BASEBALL	TEAM EXPENSES \$	1,000.00
12/16/2019	MATTHEW ALLEN	DRAMA	AS NEEDED \$	200.00
12/16/2019	MATTHEW ALLEN	GIRLS/BOYS BASKETBALL	AS NEEDED \$	500.00
12/16/2019	MATTHEW ALLEN	BASEBALL	AS NEEDED \$	500.00
1/9/2020	FIRST COMMUNITY BANK	GENERAL PURPOSE	AS NEEDED \$	95.26
2/28/2020	CMS PTO	BASEBALL	TEAM EXPENSES \$	2,255.00
2/28/2020	CMS PTO	BOYS SOCCER	TEAM EXPENSES \$	1,535.00
3/4/2020	KIDS HORSE SHOW	K. SMITH SPED	FIELD TRIPS \$	500.00
3/4/2020	KIRA UNDERWOOD	GENERAL PURPOSE	AS NEEDED \$	45.00
3/16/2020	CIVIC ENTERPRISES OF WARTRACE	GENERAL PURPOSE	AS NEEDED \$	988.00
6/4/2020	FIRST COMMUNITY BANK	GENERAL PURPOSE	AS NEEDED \$	91.34
6/4/2020	ALBEA AMERICAS	SOFTBALL	TEAM EXPENSES \$	200.00
			<b>TOTAL \$</b>	<b>23,377.92</b>



421 Elliott St  
Shelbyville, TN 37160

Phone: 931-684-7112  
Fax: 931-684-7108

## East Side Elementary

Principal: Layne Talbott  
talbottl@bedfordk12tn.net

Assistant Principal: Whit Taylor  
taylorw@bedfordk12tn.net

May 11, 2020

East Side Elementary School had Gifts and Bequest for the 2019-2020 school year as listed.

East Side PTO \$2356.00  
Walmart Distribution \$800.00  
FPT Shelbyville \$175.00  
TN Risk management Trust \$1780.00  
First Art Museum \$100.00  
Donna and Ronnie Helton \$52.70  
TPAC Management Corp. \$ 206.83  
Coca-Cola \$38.85

Sincerely,

Layne Talbott  
East Side Elementary Principal

Gabriella Ruth  
East Side Elementary Bookkeeper



# Bedford County Department of Education

## School Nutrition

500 Madison Street

Shelbyville, Tennessee 37160

Telephone: (931) 684-3284, 2209 Fax: (931) 680-4881

### 2019-2020 Gifts

Donation from: T-Mobile: \$5,000.00

Donated to: Bedford County School Nutrition  
Attn: Janet Clarkson – School Nutrition Supervisor  
500 Madison Street  
Shelbyville, TN 37160

A handwritten signature in black ink, appearing to be "Janet Clarkson", written in a cursive style.



# Cascade Middle School

Bedford County Board of Education  
500 Madison St.  
Shelbyville, TN 37160

RE: Outstanding accounts payable

Cascade Middle School will not have any outstanding accounts payable for the 2019-2020 school year.

Thank you,

A handwritten signature in black ink, appearing to read 'D. Parker', written in a cursive style.

David Parker  
Cascade Middle School  
Principal

Date: June 1, 2020  
TO: Board of Education  
FROM: Kathy Reed, Principal  
RE: Accounts Payable

This is to advise you that Learning Way Elementary School does not have any outstanding purchase orders of accounts payable for the school year 2019-2020.

Kathy Reed, Principal  
Linda Banks, Bookkeeper

# *Eakin Elementary School*

1100 Glen Oaks Road  
Shelbyville, TN 37160

Office of  
the Principal

Phone (931) 684-7852  
Fax (931) 684-0553

Jun 2, 2020

Mrs Alexander:

Per your request, the only Accounts Payable is the monthly service/rental contract for our copiers with Cannon Solutions America, 14904 Collection Drive, Chicago, IL 37160-0149

\$163.42 Copier SN# XNMO 1434

\$163.42 Copier SN# XNMO 1421

TOTAL : \$ 326.84

Thank you.

Kim Ladner  
Eakin Elementary School  
Bookkeeper  
(931) 684-7852




# HARRIS MIDDLE SCHOOL

570 Eagle Boulevard  
Shelbyville, TN 37160  
Phone 931-684-5195 Fax 931-685-9455

Neil E. Watson  
Principal  
watsonn@bedfordk12tn.net

Lori E. Sexton  
Assistant Principal  
sextonl@bedfordk12tn.net

Patrick R. Hasty  
Assistant Principal  
hastyp@bedfordk12tn.net

DATE: June 1, 2020  
TO: Board of Education  
FROM: Neil Watson, Principal   
RE: **ACCOUNTS PAYABLE**

Please be advised that Harris Middle School will have the following outstanding purchase orders and accounts payable for the school year 2019-2020

P.O. # & Company	Amount	Reason
#6421 Scholastic	\$244.48	Classroom magazines for the 2020-2021 school year ( <i>Junior Scholastic &amp; Choices</i> )
#6468 Time for Kids	\$74.25	Classroom magazines for the 2020-2021 school year
#6499 NASSP	\$95.00	Renewal of dues for 2020-2021 school Year (Student Council)
#6500 NASSP	\$385.00	Renewal of dues for 2020-2021 school Year (National Junior Honor Society)

**MEMORANDUM**

DATE: June 3, 2020

TO: Bedford County Board of Education

FROM: Sherry Crawford, Principal

RE: Outstanding purchase orders, accounts payable, and accounts receivable

This is to advise you that Cascade Elementary School does not have any outstanding purchase orders or Accounts Payable for 2019-2020.

**Accounts Receivable:**

Kroger Cares	\$ amt. varies quarterly dependent upon participation
Bank Interest	\$4.00 (estimate)
First Community Bank	\$ amt. varies quarterly dependent upon participation



## *Community Elementary School*

3480 Highway 41-A North  
Unionville, TN 37180



Whitney Yoes - Principal  
Susan Huff - Assistant Principal

Phone (931) 685-1417  
Fax (931) 294-2444

6/5/2020

To Whom It May Concern:

Community Elementary has no accounts payable remaining for the 2019-2020 school year.

Sincerely,

A handwritten signature in cursive script that reads "Susan Thurber".

Susan Thurber  
Bookkeeper



421 Elliott St  
Shelbyville, TN 37160

Phone: 931-684-7112  
Fax: 931-684-7108

## East Side Elementary

Principal: Layne Talbott  
talbottl@bedfordk12tn.net

Assistant Principal: Whit Taylor  
taylorw@bedfordk12tn.net

May 27, 2020

East Side Elementary School has no accounts payable for June 2020.

Sincerely,

A handwritten signature in cursive script that reads "Layne Talbott".

Layne Talbott  
East Side Elementary Principal

A handwritten signature in cursive script that reads "GRuth".

Gabriella Ruth  
East Side Elementary Bookkeeper



# Community High School

*"The Best School.....Period"*

100 Community Crossing

Unionville, TN 37180

Phone:(931)685-1418 • Fax (931) 294-2107

DATE: June 3, 2020  
TO: Board of Education – Robert Daniel  
FROM: Robert Ralston, Principal & Linda Vincent, Bookkeeper  
RE: **2019 – 2020 Year End Cutoff Procedures**

1. Please be advised that Community High School does not have any accounts payable for the school year 2019-2020 as of June 3, 2020.
2. All bills (phone bus trips, etc.) have been paid. All Fee Waiver monies were used.
3. A list of Gifts and Bequests for 2019-20 school year is attached.
4. A list of Fundraiser reports for 2019-20 school year is attached.

cc: Don Embry  
Pat Thomas  
Suzanne Alexander  
Dawn Stewart

RR



## Thomas Magnet School

515 Tate Avenue  
Shelbyville, TN 37160

Phone: (931) 684-6818

Fax: (931) 684-7174

Date: June 8, 2020

To: Board of Education

From: Tracy Watson, Principal

Re: Accounts Payable

At the end of school year 2019-2020, Thomas Magnet School had no accounts payable.



# CASCADE HIGH SCHOOL

*"Tradition, Excellence, Champions"*

Dr. Josh Young, Principal

Charlie Pope, Assistant Principal

June 8, 2020

Bedford County Board of Education  
500 Madison St.  
Shelbyville, Tn. 37160

**RE: Outstanding accounts payable**

Cascade High School will not have any outstanding accounts payable for the 2019-2020 school year.

Thank you,

Josh Young  
Cascade High School  
Principal

3035 Fairfield Pike Bell Buckle, Tennessee 37020

(931) 389-9394 (Office)

(931) 813-1345 (Fax)



# Community Middle School

*"A Proud Past... An Enlightened Future "*

3470 Highway 41-A North

Unionville, TN 37180

Phone:(931)685-1426 • Fax (931) 294-5126

DATE: June 10, 2020

TO: Board of Education

FROM: Tony Garrette, Principal

RE: Year End

1. Please be advised that Community Middle School does not have any outstanding accounts payable and the accounts receivable are from SnapRaise Fundraising for baseball (\$874.65) and softball (\$1250.87)
2. Fundraiser summary reports have been sent to Dawn Stewart.
3. Classroom inventories delivered to Mr. Bennett.
4. All bills paid. (Lost Textbook money, phone bill, etc. has been mailed to County Finance.)
5. List of Gifts & Bequests have been sent to Suzanne Alexander.

## SCHS accounts payable

Mary L. Smith <smithm1@bedfordk12tn.net>

Wed 6/10/2020 4:50 PM

To: Suzanne Alexander <hickss@bedfordk12tn.net>

To whom it may concern:

SCHS will not have any accounts payable to turn in.

Regards,

Mary Smith

Get [Outlook for iOS](#)

# Liberty School

2019-2020

Accounts Payable:

**NONE**

---

Accounts Receivable:

FCB Rewards Donation Program

Lincoln County Vending

Kroger Rewards Donation Program

- [ePlan Home](#)
- [Search](#)
- [Inbox](#)
- [Planning](#)
- [Monitoring](#)
- [Funding](#)
- [Reimbursement Requests](#)
- [Project Summary](#)
- [LEA Document Library](#)
- [Address Book](#)
- [TDOE Resources](#)
- [Help for Current Page](#)
- [Contact TDOE](#)
- [ePlan Sign Out](#)

## Budget Overview

Bedford County (020) Public District - FY 2021 - Consolidated - Rev 0 - Consolidated Admin Pool

Go To

Indirect Cost	
Total Contributing to Indirect Cost	\$197,100.00
Indirect Cost Rate	2.26%
Maximum Allowed for Indirect Cost	\$4,356.01

Filter by Location: All - \$206,100.00 v  
[Show Unbudgeted Categories](#)

Schuler, Lori

Account Number 72210 - Support Services/Regular Instruction Program

Total

**Production**  
 Session Timeout  
 00:29:48

Line Item Number		Total
105 - Supervisor / Director	92,000.00	92,000.00
161 - Secretary(s)	32,000.00	32,000.00
201 - Social Security	7,378.00	7,378.00
204 - State Retirement	10,611.00	10,611.00
207 - Medical Insurance	15,099.00	15,099.00
212 - Employer Medicare	1,726.00	1,726.00
299 - Other Fringe Benefits	7,800.00	7,800.00
336 - Maintenance & Repair Services - Equipment	10,000.00	10,000.00
348 - Postal Charges	250.00	250.00
355 - Travel	1,000.00	1,000.00
499 - Other Supplies and Materials	4,236.00	4,236.00
524 - In-Service / Staff Development	15,000.00	15,000.00
790 - Other Equipment	9,000.00	9,000.00
<b>Total</b>	<b>206,100.00</b>	<b>206,100.00</b>
	<b>Adjusted Allocation</b>	<b>206,100.00</b>
	<b>Remaining</b>	<b>0.00</b>

Go To

47141 - 190,100  
 47189 - 8,000  
 47148 - 8,000  


---

 206,100



142-107

- [ePlan Home](#)
- [Search](#)
- [Inbox](#)
- [Planning](#)
- [Monitoring](#)
- [Funding](#)
- [Reimbursement Requests](#)
- [Project Summary](#)
- [LEA Document Library](#)
- [Address Book](#)
- [TDOE Resources](#)
- [Help for Current Page](#)
- [Contact TDOE](#)
- [ePlan Sign Out](#)

### Budget Overview

Bedford County (020) Public District - FY 2021 - Consolidated - Rev 0 - Title I-A

Go To

Indirect Cost	
Total Contributing to Indirect Cost	\$2,090,081.00
Indirect Cost Rate	2.26%
Maximum Allowed for Indirect Cost	\$46,191.89

Filter by Location: All - \$2,133,456.00

Show Unbudgeted Categories

Schuler, Lori

Production

Session Timeout  
00:29:56

Account Number	71100 - Regular Instruction Program	72130 - Other Student Support	72210 - Support Services/Regular Instruction Program	72710 - Transportation	Total
<b>Line Item Number</b>					
116 - Teachers	1,000,000.00				1,000,000.00
163 - Educational Assistants	112,000.00		0.00		112,000.00
189 - Other Salaries & Wages	10,000.00	0.00	355,000.00	0.00	365,000.00
201 - Social Security	78,740.00	0.00	15,500.00	0.00	94,240.00
204 - State Retirement	127,585.00	0.00	26,575.00	0.00	154,160.00
207 - Medical Insurance	108,000.00	0.00	30,000.30	0.00	138,000.30
210 - Unemployment Compensation	500.00	0.00	0.00	0.00	500.00
212 - Employer Medicare	18,415.00	0.00	3,625.00	0.00	22,040.00
399 - Other Contracted Services	15,000.00	0.00	0.00	0.00	15,000.00
429 - Instructional Supplies & Materials	112,995.00				112,995.00
499 - Other Supplies and Materials	0.00	12,500.00	11,335.20	0.00	23,835.20
524 - In-Service / Staff Development		0.00	24,500.00	0.00	24,500.00
599 - Other Charges	0.00	24,810.50	0.00	3,000.00	27,810.50
722 - Regular Instruction Equipment	43,375.00				43,375.00
<b>Total</b>	<b>1,626,610.00</b>	<b>37,310.50</b>	<b>466,535.50</b>	<b>3,000.00</b>	<b>2,133,456.00</b>
				<b>Adjusted Allocation</b>	<b>2,133,456.00</b>
				<b>Remaining</b>	<b>0.00</b>

Go To

47141



142-161

- [ePlan Home](#)
- [Search](#)
- [Inbox](#)
- [Planning](#)
- [Monitoring](#)
- [Funding](#)
- [Reimbursement Requests](#)
- [Project Summary](#)
- [LEA Document Library](#)
- [Address Book](#)
- [TDOE Resources](#)
- [Help for Current Page](#)
- [Contact TDOE](#)
- [ePlan Sign Out](#)

### Budget Overview

Bedford County (020) Public District - FY 2021 - Consolidated - Rev 0 - Title I-D LEA

Juvenile Detention Education

Go To

Indirect Cost	
Total Contributing to Indirect Cost	\$20,234.50
Indirect Cost Rate	2.26%
Maximum Allowed for Indirect Cost	\$447.19

Filter by Location: All - \$20,234.50

[Show Unbudgeted Categories](#)

Schuler, Lori

Production

Session Timeout  
00:29:54

Account Number	71100 - Regular Instruction Program	72130 - Other Student Support	72230 - Support Services/Regular Instruction Program	Total
Line Item Number				
189 - Other Salaries & Wages	16,860.00	0.00	0.00	16,860.00
201 - Social Security	1,250.00	0.00	0.00	1,250.00
204 - State Retirement	100.00	0.00	0.00	100.00
212 - Employer Medicare	300.00	0.00	0.00	300.00
355 - Travel		701.00	0.00	701.00
429 - Instructional Supplies & Materials	523.50			523.50
524 - In-Service / Staff Development		0.00	500.00	500.00
<b>Total</b>	<b>19,033.50</b>	<b>701.00</b>	<b>500.00</b>	<b>20,234.50</b>
			<b>Adjusted Allocation</b>	<b>20,234.50</b>
			<b>Remaining</b>	<b>0.00</b>

Go To

4714



142-207

- [ePlan Home](#)
- [Search](#)
- [Inbox](#)
- [Planning](#)
- [Monitoring](#)
- [Funding](#)
- [Reimbursement Requests](#)
- [Project Summary](#)
- [LEA Document Library](#)
- [Address Book](#)
- [TDOE Resources](#)
- [Help for Current Page](#)
- [Contact TDOE](#)
- [ePlan Sign Out](#)

## Budget Overview

Bodford County (020) Public District - FY 2021 - Consolidated - Rev 0 - Title II-A

Go To

Indirect Cost	
Total Contributing to Indirect Cost	\$321,867.00
Indirect Cost Rate	2.26%
Maximum Allowed for Indirect Cost	\$7,113.43

Filter by Location:  ▼  
[Show Unbudgeted Categories](#)

Schuler, Lori

Account Number 72240 - Support Services/Regular Instruction Program

Total

Production

Session Timeout  
00:29:57

Line Item Number		Total
189 - Other Salaries & Wages	165,000.00	165,000.00
201 - Social Security	7,440.00	7,440.00
204 - State Retirement	12,756.00	12,756.00
207 - Medical Insurance	21,500.00	21,500.00
212 - Employer Medicare	1,740.00	1,740.00
355 - Travel	500.00	500.00
399 - Other Contracted Services	58,000.00	58,000.00
524 - In-Service / Staff Development	54,931.00	54,931.00
<b>Total</b>	<b>321,867.00</b>	<b>321,867.00</b>
	<b>Adjusted Allocation</b>	<b>321,867.00</b>
	<b>Remaining</b>	<b>0.00</b>

Go To

47189

[TN.gov Services](#) | [TN.gov Directory](#) | [Web Policies](#) | [Accessibility](#) | [Web Awards](#) | [Survey](#) | [Open Government](#)

TN Department of Education | Andrew Johnson Tower - 9th Floor | 710 James Robertson Parkway | Nashville, TN 37243 | (615) 741-2731 | [Education.Comments@tn.gov](mailto:Education.Comments@tn.gov)

- [ePlan Home](#)
- [Search](#)
- [Inbox](#)
- [Planning](#)
- [Monitoring](#)
- [Funding](#)
- [Reimbursement Requests](#)
- [Project Summary](#)
- [LEA Document Library](#)
- [Address Book](#)
- [TDOE Resources](#)
- [Help for Current Page](#)
- [Contact TDOE](#)
- [ePlan Sign Out](#)

## Budget Overview

Bedford County (020) Public District - FY 2021 - Consolidated - Rev 0 - Title III

Go To

Indirect Cost	
Total Contributing to Indirect Cost	\$99,968.90
Indirect Cost Rate	2.26%
Maximum Allowed for Indirect Cost	\$2,209.36

Filter by Location: All - \$104,968.90

Show Unbudgeted Categories

Schuler, Lori

Production

Session Timeout  
00:29:55

Account Number	71100 - Regular Instruction Program	72130 - Other Student Support	72210 - Support Services/Regular Instruction Program	72710 - Transportation	73100 - Food Service	Total
Line Item Number						
146 - Bus Drivers				10,156.50		10,156.50
189 - Other Salaries & Wages	12,000.00	900.00	0.00	0.00	0.00	12,900.00
201 - Social Security	744.00	55.80	0.00	629.70	0.00	1,429.50
204 - State Retirement	1,255.20	94.14	0.00	1,062.35	0.00	2,411.69
212 - Employer Medicare	174.00	13.06	0.00	147.25	0.00	334.31
355 - Travel		500.00	3,000.00	0.00	0.00	3,500.00
399 - Other Contracted Services	4,000.00	0.00	0.00	0.00	0.00	4,000.00
412 - Diesel Fuel				2,000.00		2,000.00
422 - Food Supplies					3,948.26	3,948.26
429 - Instructional Supplies & Materials	45,036.14					45,036.14
499 - Other Supplies and Materials	0.00	1,000.00	0.00	0.00	0.00	1,000.00
524 - In-Service / Staff Development		0.00	13,252.50	0.00	0.00	13,252.50
722 - Regular Instruction Equipment	5,000.00					5,000.00
<b>Total</b>	<b>68,209.34</b>	<b>2,563.00</b>	<b>16,252.50</b>	<b>13,995.80</b>	<b>3,948.26</b>	<b>104,968.90</b>
					<b>Adjusted Allocation</b>	<b>104,968.90</b>
					<b>Remaining</b>	<b>0.00</b>

Go To

47146



142-601

- [ePlan Home](#)
- [Search](#)
- [Inbox](#)
- [Planning](#)
- [Monitoring](#)
- [Funding](#)
- [Reimbursement Requests](#)
- [Project Summary](#)
- [LEA Document Library](#)
- [Address Book](#)
- [TDOE Resources](#)
- [Help for Current Page](#)
- [Contact TDOE](#)
- [ePlan Sign Out](#)

### Budget Overview

Bedford County (020) Public District - FY 2021 - Consolidated - Rev 0 - Title V

Go To

Indirect Cost	
Total Contributing to Indirect Cost	\$159,891.68
Indirect Cost Rate	2.26%
Maximum Allowed for Indirect Cost	\$3,533.69

Filter by Location: All - \$159,891.68

[Show Unbudgeted Categories](#)

Schuler, Lori

Account Number	72130 - Other Student Support	72210 - Support Services/Regular Instruction Program	Total
----------------	-------------------------------	--	-------

#### Production

Session Timeout  
00:29:57

Line Item Number				Total
189 - Other Salaries & Wages	20,000.00	68,000.00		88,000.00
201 - Social Security	2,200.00	7,440.00		9,640.00
204 - State Retirement	0.00	12,756.00		12,756.00
207 - Medical Insurance	0.00	12,000.00		12,000.00
210 - Unemployment Compensation	0.00	500.00		500.00
212 - Employer Medicare	1,355.00	1,740.00		3,095.00
355 - Travel	1,125.93	0.00		1,125.93
399 - Other Contracted Services	10,000.00	0.00		10,000.00
499 - Other Supplies and Materials	2,500.00	0.00		2,500.00
524 - In-Service / Staff Development	0.00	20,274.75		20,274.75
<b>Total</b>	<b>37,180.93</b>	<b>122,710.75</b>		<b>159,891.68</b>
		<b>Adjusted Allocation</b>		<b>159,891.68</b>
		<b>Remaining</b>		<b>0.00</b>

Go To

47148



142-901

47143

- [ePlan Home](#)
- [Search](#)
- [Inbox](#)
- [Planning](#)
- [Monitoring](#)
- [Funding](#)
- [Reimbursement Requests](#)
- [Project Summary](#)
- [LEA Document Library](#)
- [Address Book](#)
- [TDOE Resources](#)
- [Help for Current Page](#)
- [Contact TDOE](#)
- [ePlan Sign Out](#)

### Budget Overview

Bedford County (020) Public District - FY 2021 - Consolidated - Rev 0 - IDEA, Part B

Go To

Indirect Cost	
Total Contributing to Indirect Cost	\$1,872,646.00
Indirect Cost Rate	2.26%
Maximum Allowed for Indirect Cost	\$41,386.46

Filter by Location:  v  
[Show Unbudgeted Categories](#)

Schuler, Lori	Account Number	71200 - Special Education Program	72220 - Support Services/Special Education Program	72740 - Transportation	Total
<b>Production</b>	<b>Line Item Number</b>				
<b>Session Timeout</b>					
<b>00:29:57</b>					
	128 - Homebound Teachers	6,500.00			6,500.00
	131 - Medical Personnel		168,000.00		168,000.00
	135 - Assessment Personnel		90,000.00		90,000.00
	146 - Bus Drivers			182,000.00	182,000.00
	163 - Educational Assistants	584,000.00			584,000.00
	171 - Speech Pathologist	257,000.00	0.00		257,000.00
	189 - Other Salaries & Wages	9,000.00	5,000.00	5,800.00	19,800.00
	201 - Social Security	50,581.00	17,000.00	12,000.00	79,581.00
	204 - State Retirement	50,000.00	15,000.00	9,000.00	74,000.00
	206 - Life Insurance	1,550.00	250.00	206.00	2,006.00
	207 - Medical Insurance	161,100.00	40,000.00	70,000.00	271,100.00
	210 - Unemployment Compensation	5,000.00	0.00	1,000.00	6,000.00
	212 - Employer Medicare	10,000.00	4,000.00	3,000.00	17,000.00
	307 - Communication		4,000.00	0.00	4,000.00
	310 - Contracts with Other Public Agencies	3,000.00	2,000.00		5,000.00
	311 - Contracts with Other School Systems	5,000.00	0.00	4,000.00	9,000.00
	312 - Contracts with Private Agencies	3,000.00	0.00	0.00	3,000.00
	313 - Contracts with Parents			4,000.00	4,000.00
	314 - Contracts with Public Carriers			2,000.00	2,000.00
	330 - Operating Lease Payments	0.00	3,000.00	0.00	3,000.00
	336 - Maintenance & Repair Services - Equipment	0.00	2,000.00		2,000.00
	355 - Travel		5,000.00	0.00	5,000.00
	399 - Other Contracted Services	0.00	3,000.00	0.00	3,000.00
	429 - Instructional Supplies & Materials	60,159.00			60,159.00
	449 - Textbooks - Bound	1,000.00			1,000.00
	499 - Other Supplies and Materials	1,000.00	0.00	0.00	1,000.00
	524 - In-Service / Staff Development		5,000.00	0.00	5,000.00
	599 - Other Charges	0.00	8,500.00	0.00	8,500.00

Account Number	71200 - Special Education Program	72220 - Support Services/Special Education Program	72710 - Transportation	Total
Line Item Number				
725 - Special Education Equipment	1,000.00			1,000.00
790 - Other Equipment		3,000.00		3,000.00
Total	1,208,890.00	374,750.00	293,006.00	1,876,646.00
			Adjusted Allocation	1,876,646.00
			Remaining	0.00

Go To

[TN.gov Services](#) | [TN.gov Directory](#) | [Web Policies](#) | [Accessibility](#) | [Web Awards](#) | [Survey](#) | [Open Government](#)

TN Department of Education | Andrew Johnson Tower - 9th Floor | 710 James Robertson Parkway | Nashville, TN 37243 | (615) 741-2731 | [Education.Comments@tn.gov](mailto:Education.Comments@tn.gov)

Session Timeout  
00:29:57



142-911

- [ePlan Home](#)
- [Search](#)
- [Inbox](#)
- [Planning](#)
- [Monitoring](#)
- [Funding](#)
- [Reimbursement Requests](#)
- [Project Summary](#)
- [LEA Document Library](#)
- [Address Book](#)
- [TDOE Resources](#)
- [Help for Current Page](#)
- [Contact TDOE](#)
- [ePlan Sign Out](#)

## Budget Overview

Bedford County (020) Public District - FY 2021 - Consolidated - Rev 0 - IDEA Preschool

Go To

Indirect Cost	
Total Contributing to Indirect Cost	\$47,288.00
Indirect Cost Rate	2.26%
Maximum Allowed for Indirect Cost	\$1,045.08

Filter by Location: All - \$51,094.00

[Show Unbudgeted Categories](#)

Schuler, Lori

Account Number: 71209 - Special Education Program

Total

### Production

Session Timeout  
00:29:55

Line Item Number			Total
163 - Educational Assistants		24,000.00	24,000.00
189 - Other Salaries & Wages		825.00	825.00
201 - Social Security		2,000.00	2,000.00
204 - State Retirement		1,400.00	1,400.00
206 - Life Insurance		100.00	100.00
207 - Medical Insurance		13,000.00	13,000.00
210 - Unemployment Compensation		500.00	500.00
212 - Employer Medicare		463.00	463.00
429 - Instructional Supplies & Materials		5,000.00	5,000.00
725 - Special Education Equipment		3,806.00	3,806.00
<b>Total</b>		<b>51,094.00</b>	<b>51,094.00</b>
		<b>Adjusted Allocation</b>	<b>51,094.00</b>
		<b>Remaining</b>	<b>0.00</b>

Go To

47145

[TN.gov Services](#) | [TN.gov Directory](#) | [Web Policies](#) | [Accessibility](#) | [Web Awards](#) | [Survey](#) | [Open Government](#)

TN Department of Education | Andrew Johnson Tower - 9th Floor | 710 James Robertson Parkway | Nashville, TN 37243 | (615) 741-2731 | [EducationComments@tn.gov](mailto:EducationComments@tn.gov)



142-931

- [ePlan Home](#)
- [Search](#)
- [Inbox](#)
- [Planning](#)
- [Monitoring](#)
- [Funding](#)
- [Reimbursement Requests](#)
- [Project Summary](#)
- [LEA Document Library](#)
- [Address Book](#)
- [TDOE Resources](#)
- [Help for Current Page](#)
- [Contact TDOE](#)
- [ePlan Sign Out](#)

### Budget Overview

Bedford County (020) Public District - FY 2021 - Elementary and Secondary School Emergency Relief (ESSER) - Rev 0 - Elementary and Secondary School Emergency Relief (ESSER)

Go To

Indirect Cost

Total Contributing to Indirect Cost **\$826,974.90**

Indirect Cost Rate **17.36%**

Maximum Allowed for Indirect Cost **\$122,326.89**

Filter by Location: **All - \$1,689,353.92**

[Show Unbudgeted Categories](#)

Schuler, Lori	Account Number	71100 - Regular Instruction Program	72210 - Support Services/Regular Instruction Program	72250 - Education Technology	72710 - Transportation	Total
<b>Production</b>						
<b>Session Timeout</b>						
<b>00:29:20</b>	Item Number					
	146 - Bus Drivers				74,853.00	74,853.00
	189 - Other Salaries & Wages	0.00	151,200.00	0.00	0.00	151,200.00
	201 - Social Security	0.00	14,062.00	0.00	3,720.00	17,782.00
	204 - State Retirement	0.00	22,448.00	0.00	6,378.00	28,826.00
	210 - Unemployment Compensation	0.00	200.00	0.00	125.00	325.00
	212 - Employer Medicare	0.00	3,290.00	0.00	970.00	4,260.00
	348 - Postal Charges		3,465.05	0.00	0.00	3,465.05
	350 - Internet Connectivity			59,243.85		59,243.85
	399 - Other Contracted Services	137,000.00	270,953.00	0.00	0.00	407,953.00
	425 - Gasoline				15,067.00	15,067.00
	429 - Instructional Supplies & Materials	4,000.00				4,000.00
	524 - In-Service / Staff Development		60,000.00	0.00	0.00	60,000.00
	722 - Regular Instruction Equipment	859,379.02				859,379.02
	790 - Other Equipment		3,000.00	0.00		3,000.00
	<b>Total</b>	<b>1,000,379.02</b>	<b>528,618.05</b>	<b>59,243.85</b>	<b>101,113.00</b>	<b>1,689,353.92</b>
					<b>Adjusted Allocation</b>	<b>1,689,353.92</b>
					<b>Remaining</b>	<b>0.00</b>

Go To

47301



142-80'

- [ePlan Home](#)
- [Search](#)
- [Inbox](#)
- [Planning](#)
- [Monitoring](#)
- [Funding](#)
- [Reimbursement Requests](#)
- [Project Summary](#)
- [LEA Document Library](#)
- [Address Book](#)
- [TDOE Resources](#)
- [Help for Current Page](#)
- [Contact TDOE](#)
- [ePlan Sign Out](#)

### Budget Overview

Bedford County (020) Public District - FY 2021 - CTE Perkins Basic - Rev 0 - CTE Perkins Basic

Go To

Indirect Cost	
Total Contributing to Indirect Cost	\$89,645.64
Indirect Cost Rate	2.26%
Maximum Allowed for Indirect Cost	\$1,981.21

Filter by Location: All - \$146,127.36 ▼  
[Show Unbudgeted Categories](#)

[Schuler, Lori](#)

**Production**

Session Timeout  
00:29:55

Account Number	71300 - Vocational Education Program	72130 - Other Student Support	72230 - Support Services/Vocational Education Program	Total
Line Item Number				
162 - Clerical Personnel	0.00		6,000.00	6,000.00
189PD - Other Salaries & Wages (PD)		9,000.00		9,000.00
201 - Social Security	0.00	558.00	372.00	930.00
204 - State Retirement	0.00	924.30	248.40	1,172.70
212 - Employer Medicare	0.00	130.50	87.00	217.50
336 - Maintenance & Repair Services - Equipment	500.00			500.00
355C - Travel (CTSO)		29,225.47		29,225.47
399 - Other Contracted Services	0.00	6,000.00		6,000.00
429 - Instructional Supplies & Materials	3,598.97			3,598.97
499 - Other Supplies and Materials	20,000.00		0.00	20,000.00
524 - In-Service / Staff Development			9,000.00	9,000.00
524PD - In-Service / Staff Development (PD)		10,001.00		10,001.00
730 - Vocational Instruction Equipment	50,481.72			50,481.72
<b>Total</b>	<b>74,580.69</b>	<b>55,839.27</b>	<b>15,707.40</b>	<b>146,127.36</b>
			<b>Adjusted Allocation</b>	<b>146,127.36</b>
			<b>Remaining</b>	<b>0.00</b>

Go To

47131



ePlan Home
Search
Inbox
Planning
Monitoring
Funding
Reimbursement Requests
Project Summary
LEA Document Library
Address Book
TDOE Resources
Help for Current Page
Contact TDOE
ePlan Sign Out

## Budget Overview Plus/Minus

Bedford County (020) Public District - FY2020 - Consolidated - Rev 7 - IDEA, Part B

Go To

Total Contributing to Indirect Cost	\$2,153,780.70
Indirect Cost Rate	2.45%
Maximum Allowed for Indirect Cost	\$51,505.73

Filter by Location: All - \$2,253,780.70  
[Show Unbudgeted Categories](#)

Schuler, Lori

### Production

Session Timeout  
00:29:16

Account Number	FY2019 Original Budget	FY2020 Original Budget	FY2020 Change	Total
128 - Homebound Teachers	10,555.70			10,555.70
131 - Medical Personnel		200,000.00		200,000.00
135 - Assessment Personnel		102,000.00		102,000.00
146 - Bus Drivers			230,000.00	230,000.00
163 - Educational Assistants	584,000.00			584,000.00
171 - Speech Pathologist	259,000.00	0.00		259,000.00
189 - Other Salaries & Wages	12,300.00	4,700.00	8,800.00 +\$3,000.00	25,800.00 +\$3,000.00
201 - Social Security	50,581.00	18,299.00	19,674.00	88,554.00
204 - State Retirement	50,636.00	20,625.00	13,238.00	84,499.00
206 - Life Insurance	1,550.00	250.00	206.00	2,006.00
207 - Medical Insurance	169,100.00	47,063.00	74,011.00 -\$3,000.00	290,174.00 -\$3,000.00
210 - Unemployment Compensation	5,000.00	0.00	1,000.00	6,000.00
212 - Employer Medicare	12,151.00	4,282.00	4,592.00	21,025.00
307 - Communication		6,000.00	0.00	6,000.00
311 - Contracts with Other School Systems	11,000.00	0.00	4,000.00	15,000.00
312 - Contracts with Private Agencies	3,200.00	20,000.00	0.00	23,200.00
313 - Contracts with Parents			4,000.00	4,000.00
314 - Contracts with Public Carriers			4,000.00	4,000.00
330 - Operating Lease Payments	0.00	5,000.00	0.00	5,000.00
336 - Maintenance & Repair Services - Equipment	0.00	10,000.00		10,000.00
355 - Travel		15,000.00	0.00	15,000.00
399 - Other Contracted Services	20,000.00	41,967.00	0.00	61,967.00
429 - Instructional Supplies & Materials	51,500.00			51,500.00
449 - Textbooks - Bound	3,000.00			3,000.00
499 - Other Supplies and Materials	3,000.00	10,000.00	0.00	13,000.00
524 - In-Service / Staff Development		20,000.00	0.00	20,000.00
599 - Other Charges	0.00	18,500.00	0.00	18,500.00

Line Budgets

<b>725 - Special Education Equipment</b>	50,000.00			50,000.00
<b>790 - Other Equipment</b>		50,000.00		50,000.00
<b>Total</b>	1,296,573.70	593,686.00	363,521.00	2,253,780.70
			<b>Adjusted Allocation</b>	2,253,780.70
			<b>Remaining</b>	0.00

Go To

[TN.gov Services](#) | [TN.gov Directory](#) | [Web Policies](#) | [Accessibility](#) | [Web Awards](#) | [Survey](#) | [Open Government](#)

TN Department of Education | Andrew Johnson Tower - 9th Floor | 710 James Robertson Parkway | Nashville, TN 37243 | (615) 741-2731 | [Education.Comments@tn.gov](mailto:Education.Comments@tn.gov)

Session Timeout  
00:29:16

State approved  
5-21-20

# **BEDFORD COUNTY SCHOOLS**

## **MONTHLY FINANCIAL REPORT**

**Month Ending May 31, 2020**

**2019-20**

**Presented to the Bedford County Board of Education**

Mr. Don Embry, Superintendent

Mr. Glenn Forsee, Chairman

Mr. Robert Daniel, Director of Finance

**BEDFORD COUNTY GENERAL PURPOSE SCHOOL FUND**  
**MONTHLY FINANCIAL REPORT**  
**May 2020**

	<b>ESTIMATED REVENUE 2019-20</b>	<b>YEAR TO DATE REVENUES</b>	<b>UNREALIZED REVENUES TO DATE</b>	<b>PERCENT REALIZED</b>	<b>CURRENT MONTH REVENUE</b>
<b>EST. REVENUES &amp; OTHER SOURCES</b>					
40000 Local Taxes	12,576,970	11,875,612	701,358	94.42%	397,932
41000 Licenses & Permits	3,000	1,285	1,715	42.83%	5
43000 Chg. for Current Serv.	122,440	80,413	42,027	65.68%	9,626
44000 Other Local Revenues	180,186	140,057	40,129	77.73%	2,669
46500 State Ed. Funds	53,626,994	47,950,418	5,676,576	89.41%	145,070
46800 Other State Revenues	0	0	0	0.00%	
47100 Fed. Funds Rec.-State	0	0	0	0.00%	0
47600 Direct Fed. Revenues	0	0	0	0.00%	0
49000 Other Sources(Non-Revenue)	18,431	6,494	11,937	35.23%	0
<b>14100 TOTAL EST. REVENUES &amp; OTHER</b>	<b>66,528,021</b>	<b>60,054,279</b>	<b>6,473,742</b>	<b>90.27%</b>	<b>555,301</b>
<b>30000 Unassigned Fund Balance</b>	<b>7,065,011</b>				
<b>Committed Fund Balance</b>	<b>8,716,293</b>				
<b>Assigned Fund Balance</b>	<b>0</b>				
<b>Restricted Fund Balance</b>	<b>146,039</b>				
<b>TOTAL AVAILABLE FUNDS</b>	<b>82,455,364</b>				

**BEDFORD COUNTY GENERAL PURPOSE SCHOOL FUND**  
**MONTHLY FINANCIAL REPORT**  
**May 2020**

	APPROPRIATIONS 2019-20	YEAR TO DATE EXPENDITURES/ ENCUMBRANCES	UNEXPENDED / UNENCUMBERED TO DATE	PERCENT USED	CURRENT MONTH EXPENDITURES/ ENCUMBRANCES
<b>EXPENDITURES (APPROPRIATIONS)</b>					
<b>Instruction</b>					
71100 Regular Inst. Prog.	37,017,267	29,201,417	7,815,850	78.89%	2,971,423
71150 Alternative Inst. Prog.	563,633	504,078	59,555	89.43%	40,701
71200 Spec. Ed. Program	3,561,064	2,884,904	676,160	81.01%	340,959
71300 Voc. Ed. Program	1,459,476	1,180,364	279,112	80.88%	117,209
71900 Other	0	0	0	0.00%	0
<b>Support Services</b>					
72110 Attendance	127,620	102,776	24,844	80.53%	9,173
72120 Health Services	623,321	532,764	90,557	85.47%	68,779
72130 Other Student Support	2,003,935	1,519,938	483,997	75.85%	91,926
72210 Regular Instruction Staff	1,740,080	1,361,030	379,050	78.22%	120,550
72215 Alternative Instructional Staff	0	0	0	0.00%	0
72220 Special Education Instructional Staff	454,433	417,025	37,408	91.77%	52,583
72230 Vocational Instructional Staff	28,552	22,918	5,634	80.27%	2,719
72250 Technology	1,478,884	1,409,723	69,161	95.32%	185,541
72290 Other Programs	0	0	0	0.00%	0
72310 Board of Education	944,205	868,465	75,740	91.98%	34,567
72320 Office of Superintendent	765,761	653,599	112,162	85.35%	32,122
72410 Office of Principal	4,060,969	3,645,506	415,463	89.77%	351,124
72520 Human Services	270,568	195,850	74,718	72.38%	13,623
72610 Operation of Plant	6,235,941	5,135,658	1,100,283	82.36%	303,536
72620 Maintenance of Plant	2,380,041	2,177,976	202,065	91.51%	156,693
72710 Student Transportation	4,082,000	3,215,801	866,199	78.78%	241,799
72810 Central and Other	0	0	0	0.00%	0
<b>Oper. of Non-Instructional Services</b>					
73100 Food Service	55,108	37,202	17,906	67.51%	8,482
73300 Community Services	226,750	126,682	100,068	55.87%	493
73400 Early Childhood Education	727,666	639,285	88,381	87.85%	112,843
76100 Reg.Capital Outlay	4,941,717	2,652,930	2,288,787	53.68%	747,397
81300 Education Debt Service	0	0	0	0.00%	0
91300 Education Capital Projects	0	0	0	0.00%	0
99100 Operating Transfers	42,505	0	42,505	0.00%	0
<b>TOTAL EXPENDITURES</b>	<b>73,791,495</b>	<b>58,485,890</b>	<b>15,305,605</b>	<b>79.26%</b>	<b>6,004,242</b>
<b>Less: Committed Fund Balance</b>	<b>5,612,991</b>				
<b>Restricted Fund Balance</b>	<b>146,039</b>				
<b>3% Fund Balance</b>	<b>2,044,404</b>				
<b>39000 Unassigned Fund Balance</b>	<b>860,435</b>				

**BEDFORD COUNTY FEDERAL PROJECTS FUND 142**  
**MONTHLY FINANCIAL REPORT**  
**May 2020**

	<b>ESTIMATED REVENUE 2019-20</b>	<b>YEAR TO DATE REVENUES</b>	<b>UNREALIZED REVENUES TO DATE</b>	<b>PERCENT REALIZED</b>	<b>CURRENT MONTH REVENUE</b>
<b>EST. REVENUES &amp; OTHER SOURCES</b>					
47100 Fed. Funds Rec.-State	6,280,381	3,873,433	2,406,948	61.68%	381,965
<b>14100 TOTAL EST. REVENUES &amp; OTHER</b>	<b>6,280,381</b>	<b>3,873,433</b>	<b>2,406,948</b>	<b>61.68%</b>	<b>381,965</b>
30000 Reserves and/or Fund Balances	0				
<b>TOTAL AVAILABLE FUNDS</b>	<b>6,280,381</b>				

	<b>APPROPRIATIONS 2019-20</b>	<b>YEAR TO DATE EXPENDITURES/ ENCUMBRANCES</b>	<b>UNEXPENDED / UNENCUMBERED TO DATE</b>	<b>PERCENT USED</b>	<b>CURRENT MONTH EXPENDITURES/ ENCUMBRANCES</b>
<b>EXPENDITURES (APPROPRIATIONS)</b>					
<b>Instruction</b>					
71100 Regular Inst. Prog.	1,954,012	1,382,474	571,538	70.75%	123,566
71200 Spec. Ed. Program	1,374,640	1,010,301	364,339	73.50%	149,693
71300 Voc. Ed. Program	135,087	126,073	9,014	93.33%	27,739
<b>Support Services</b>					
72120 Health Services	1,000	0	1,000	0.00%	0
72130 Other Student Support	146,009	62,510	83,499	42.81%	3,743
72210 Regular Instruction Staff	1,655,758	858,273	797,485	51.84%	81,095
72220 Special Education Staff	604,913	333,309	271,604	55.10%	42,994
72230 Vocational Education Staff	3,445	3,193	252	92.67%	0
72710 Student Transportation	384,517	311,500	73,016	81.01%	36,565
<b>Oper. of Non-Instructional Services</b>					
73100 Food Service	3,000	500	2,500	16.67%	0
99100 Operating Transfers	18,000	0	18,000	0.00%	0
<b>TOTAL EXPENDITURES</b>	<b>6,280,381</b>	<b>4,088,133</b>	<b>2,192,248</b>	<b>65.09%</b>	<b>465,395</b>
39000 Reserves and/or Fund Balances	0				

**BEDFORD COUNTY CHILD NUTRITION FUND 143**  
**MONTHLY FINANCIAL REPORT**  
**May 2020**

	<b>ESTIMATED REVENUE 2019-20</b>	<b>YEAR TO DATE REVENUES</b>	<b>UNREALIZED REVENUES TO DATE</b>	<b>PERCENT REALIZED</b>	<b>CURRENT MONTH REVENUE</b>
<b>EST. REVENUES &amp; OTHER SOURCES</b>					
43000 Chg. for Current Serv.	300,000	171,586	128,414	57.20%	238
44000 Other Local Revenues	3,000	3,095	(95)	103.18%	38
47100 Fed. Funds Rec.-State	4,900,000	4,386,593	513,407	89.52%	339,492
49000 Other Sources(Non-Revenue)	0	0	0	0.00%	0
<b>14100 TOTAL EST. REVENUES &amp; OTHER</b>	<b>5,203,000</b>	<b>4,561,274</b>	<b>641,726</b>	<b>87.67%</b>	<b>339,768</b>
30000 Reserves and/or Fund Balances	1,619,846				
<b>TOTAL AVAILABLE FUNDS</b>	<b>6,822,846</b>				

	<b>APPROPRIATIONS 2019-20</b>	<b>YEAR TO DATE EXPENDITURES/ ENCUMBRANCES</b>	<b>UNEXPENDED / UNENCUMBERED TO DATE</b>	<b>PERCENT USED</b>	<b>CURRENT MONTH EXPENDITURES/ ENCUMBRANCES</b>
<b>EXPENDITURES (APPROPRIATIONS)</b>					
Oper. of Non-Instructional Services					
72300 General Administration	54,000	54,000	0	100.00%	0
73100 Food Service	5,622,980	5,100,195	522,785	90.70%	475,881
99100 Transfers	22,012	0	22,012	0.00%	0
<b>TOTAL EXPENDITURES</b>	<b>5,698,992</b>	<b>5,154,195</b>	<b>544,797</b>	<b>90.44%</b>	<b>475,881</b>
39000 Reserves and/or Fund Balances	1,123,854				

**BEDFORD COUNTY SCHOOL AGE CARE PROGRAM FUND 146**  
**MONTHLY FINANCIAL REPORT**  
**May 2020**

	<b>ESTIMATED REVENUE 2019-20</b>	<b>YEAR TO DATE REVENUES</b>	<b>UNREALIZED REVENUES TO DATE</b>	<b>PERCENT REALIZED</b>	<b>CURRENT MONTH REVENUE</b>
<b>EST. REVENUES &amp; OTHER SOURCES</b>					
43000 Chg. for Current Serv.	<b>503,010</b>	360,065	142,945	71.58%	5,447
44000 Other Local Revenues	0	0	0	0.00%	0
46000 State of Tennessee	0	0	0	0.00%	0
<b>14100 TOTAL EST. REVENUES &amp; OTHER</b>	<b>503,010</b>	<b>360,065</b>	<b>142,945</b>	<b>71.58%</b>	<b>5,447</b>
30000 Reserves and/or Fund Balances	<b>246,861</b>				
<b>TOTAL AVAILABLE FUNDS</b>	<b>749,871</b>				

	<b>APPROPRIATIONS 2019-20</b>	<b>YEAR TO DATE EXPENDITURES/ ENCUMBRANCES</b>	<b>UNEXPENDED / UNENCUMBERED TO DATE</b>	<b>PERCENT USED</b>	<b>CURRENT MONTH EXPENDITURES/ ENCUMBRANCES</b>
<b>EXPENDITURES (APPROPRIATIONS)</b>					
Oper. of Non-Instructional Services					
72300 General Administration	<b>1,800</b>	1,800	0	100.00%	0
73300 Community Service	<b>531,192</b>	348,803	182,389	65.66%	15,931
79100 Operating Transfers	0	0	0	0.00%	0
79200 Residual Equity Transfers	0	0	0	0.00%	0
<b>TOTAL EXPENDITURES</b>	<b>532,992</b>	<b>350,603</b>	<b>182,389</b>	<b>65.78%</b>	<b>15,931</b>
39000 Reserves and/or Fund Balances	<b>216,879</b>				

**2020-21**  
**Bedford County, Tennessee**  
**School Budgets**

**County General Fund 141**

1. Budget does not include projected state raise for certified employees, but includes annual step for all employees.
2. Budget does not include medical insurance increase. The state is projecting a 5.4% Increase as of January 1, 2021. State memo was received after budget was prepared and will be amended prior to January 1, 2021.
3. Technology request of \$289,167 for equipment was reclassified to Textbooks + \$656,000 unused Cap Outlay at the end of the current fiscal year for a total Textbooks of \$1,445,167.
4. Budget includes 6 new 90 Passenger Buses.

**Child Nutrition Fund 143**

1. Budget does not include projected state raise for certified employees, but includes annual step for all employees.
2. Budget does not include medical insurance increase. The state is projecting a 5.4% Increase as of January 1, 2021. State memo was received after budget was prepared and will be amended prior to January 1, 2021.

**School Age Care Program Fund 146**

1. Budget does not include projected state raise for certified employees, but includes annual step for all employees.
2. Budget does not include medical insurance increase. The state is projecting a 5.4% Increase as of January 1, 2021. State memo was received after budget was prepared and will be amended prior to January 1, 2021.

**BEDFORD COUNTY DEPARTMENT OF EDUCATION  
143 CHILD NUTRITION FUND BUDGET  
AVAILABLE FUNDS AND EXPENDITURES (APPROPRIATIONS) FOR THE YEAR BEGINNING JULY 1, 2020**

ACCOUNT NO.	ESTIMATED REVENUES AND OTHER SOURCES EXPENDITURES AND OTHER USES	Audited 2015-16	Audited 2016-17	Audited 2017-18	Audited 2018-19	Amended 2019-20	Estimated 2020-21	Increases (Decreases)
1	<b>ESTIMATED REVENUES AND OTHER SOURCES</b>							
2	Charges for Current Services	248,615	229,643	196,465	201,988	300,000	300,000	-
3	Other Local Revenues	950	1,131	2,803	5,761	3,000	3,000	-
4	Federal Funds Received Thru State	4,396,406	4,761,582	4,786,161	4,682,207	4,900,000	4,900,000	-
5	Other Sources	0	0	0	0	0	0	-
6								
7	<b>TOTAL ESTIMATED REVENUES &amp; OTHER SOURCES</b>	<b>4,645,971</b>	<b>4,992,356</b>	<b>4,985,429</b>	<b>4,889,956</b>	<b>5,203,000</b>	<b>5,203,000</b>	<b>-</b>
8								
9	Restricted Fund Balance	1,177,548	1,255,628	1,668,518	2,228,635	2,137,083	1,641,091	(495,992)
10	Adjustments							
11								
12	<b>TOTAL AVAILABLE FUNDS</b>	<b>5,823,519</b>	<b>6,247,984</b>	<b>6,653,947</b>	<b>7,118,591</b>	<b>7,340,083</b>	<b>6,844,091</b>	<b>(495,992)</b>
13								
14								
15								
16								
17	<b>EXPENDITURES (APPROPRIATIONS)</b>							
18	Support Services	48,156	53,935	53,935	54,000	54,000	54,000	-
19	Board of Education							
20	Operation of Non-Instructional Services							
21	Food Service	4,519,735	4,525,531	4,371,377	4,927,508	5,622,980	5,650,423	27,443
22	Other Uses (Transfers)	0	0	0	0	22,012	22,012	-
23								
24	<b>TOTAL EXPENDITURES</b>	<b>4,567,891</b>	<b>4,579,466</b>	<b>4,425,312</b>	<b>4,981,508</b>	<b>5,698,992</b>	<b>5,726,435</b>	<b>27,443</b>
25								
26	Ending Fund Balance	1,255,628	1,668,518	2,228,635	2,137,083	1,641,091	1,117,656	(523,435)
27								
28								
29								
30								
31								
32								
33								
34								
35								
36								
37								
38								
39								
40								

---

1	1
2	2
3	3
4	4
5	5
6	6
7	7
8	8
9	9
10	10
11	11
12	12
13	13
14	14
15	15
16	16
17	17
18	18
19	19
20	20
21	21
22	22
23	23
24	24
25	25
26	26
27	27
28	28
29	29
30	30
31	31
32	32
33	33
34	34
35	35
36	36
37	37
38	38
39	39
40	40

**BEDFORD COUNTY DEPARTMENT OF EDUCATION  
143 CHILD NUTRITION FUND BUDGET  
REVENUES AND OTHER SOURCES**

ACCOUNT NO.	REVENUES	Audited 2015-16	Audited 2016-17	Audited 2017-18	Audited 2018-19	Amended 2019-20	Estimated 2020-21	Increases (Decreases)
1	43000							
2	43500							
3	43517							
4	43521							
5	43522							
6	43523							
7	43524							
8	43525							
9	43531							
10	43532							
11	43541							
12	43542							
13	43570							
14	43581							
15	43582							
16	43990							
17								
18	43000	248,615	229,643	196,465	201,988	300,000	300,000	0
19								
20								
21								
22								
23								
24								
25								
26								
27								
28								
29								
30								
31								
32								
33								
34								
35								
36								
37								
38								
39								
40								

1  
2  
3  
4  
5  
6  
7  
8  
9  
10  
11  
12  
13  
14  
15  
16  
17  
18  
19  
20  
21  
22  
23  
24  
25  
26  
27  
28  
29  
30  
31  
32  
33  
34  
35  
36  
37  
38  
39  
40

1  
2  
3  
4  
5  
6  
7  
8  
9  
10  
11  
12  
13  
14  
15  
16  
17  
18  
19  
20  
21  
22  
23  
24  
25  
26  
27  
28  
29  
30  
31  
32  
33  
34  
35  
36  
37  
38  
39  
40

**BEDFORD COUNTY DEPARTMENT OF EDUCATION  
143 CHILD NUTRITION FUND BUDGET  
REVENUES AND OTHER SOURCES**

ACCOUNT NO.	REVENUES	Audited 2015-16	Audited 2016-17	Audited 2017-18	Audited 2018-19	Amended 2019-20	Estimated 2020-21	Increases (Decreases)
1	Other Local Revenues							
2	Recurring Items							
3	Interest Earned.....	902	1,131	2,803	5,761	3,000	3,000	-
4	Lease/Rentals.....	0	0	0	0	0	0	-
5	Sale of Materials & Supplies.....	0	0	0	0	0	0	-
6	Miscellaneous Refunds.....	48	0	0	0	0	0	-
7								
8	Nonrecurring Items							
9	Accrued Interest on Debt Issues.....	0	0	0	0	0	0	-
10	Insurance Recovery.....	0	0	0	0	0	0	-
11	Sale of Equipment.....	0	0	0	0	0	0	-
12	Sale of Property.....	0	0	0	0	0	0	-
13	Damages Recovered from Individuals.....	0	0	0	0	0	0	-
14	Contributions & Gifts.....	0	0	0	0	0	0	-
15	Other Local Revenue.....	0	0	0	0	0	0	-
16								
17	<b>Total Other Local Revenues</b>	<b>950</b>	<b>1,131</b>	<b>2,803</b>	<b>5,761</b>	<b>3,000</b>	<b>3,000</b>	<b>0</b>
18								
19	Federal Government							
20	Federal through State							
21	USDA School Lunch Program.....	3,115,450	3,271,846	3,219,582	2,979,089	3,400,000	3,400,000	-
22	Section 11 - Lunch.....	0	0	0	0	0	0	-
23	USDA - Commodities.....	267,240	316,099	342,043	401,054	0	0	-
24	Breakfast.....	940,584	1,150,512	1,211,682	1,302,064	1,500,000	1,500,000	-
25	USDA - Other.....	73,132	23,125	12,854	0	0	0	-
26	USDA - Food Service Equipment Grant - ARRA	0	0	0	0	0	0	-
27	Other Federal Through State.....	0	0	0	0	0	0	-
28								
29	<b>Total Federal Through State</b>	<b>4,396,406</b>	<b>4,761,582</b>	<b>4,786,161</b>	<b>4,682,207</b>	<b>4,900,000</b>	<b>4,900,000</b>	<b>0</b>
30								
31	<b>TOTAL OPERATING REVENUES</b>	<b>4,645,971</b>	<b>4,992,356</b>	<b>4,985,429</b>	<b>4,889,956</b>	<b>5,203,000</b>	<b>5,203,000</b>	<b>0</b>
32								
33	Other Sources							
34	Operating Transfers.....	0	0	0	0	0	0	-
35	City General Fund Transfers.....	0	0	0	0	0	0	-
36	Residual Equity Transfers.....	0	0	0	0	0	0	-
37								
38	<b>Total Other Sources</b>	<b>0</b>	<b>0</b>	<b>0</b>	<b>0</b>	<b>0</b>	<b>0</b>	<b>0</b>
39								
40	<b>TOTAL REVENUES AND OTHER SOURCES</b>	<b>4,645,971</b>	<b>4,992,356</b>	<b>4,985,429</b>	<b>4,889,956</b>	<b>5,203,000</b>	<b>5,203,000</b>	<b>0</b>

1  
2  
3  
4  
5  
6  
7  
8  
9  
10  
11  
12  
13  
14  
15  
16  
17  
18  
19  
20  
21  
22  
23  
24  
25  
26  
27  
28  
29  
30  
31  
32  
33  
34  
35  
36  
37  
38  
39  
40

1  
2  
3  
4  
5  
6  
7  
8  
9  
10  
11  
12  
13  
14  
15  
16  
17  
18  
19  
20  
21  
22  
23  
24  
25  
26  
27  
28  
29  
30  
31  
32  
33  
34  
35  
36  
37  
38  
39  
40

**BEDFORD COUNTY DEPARTMENT OF EDUCATION  
143 CHILD NUTRITION FUND BUDGET  
EXPENDITURES AND OTHER USES**

ACCOUNT NO.	Audited 2015-16	Audited 2016-17	Audited 2017-18	Audited 2018-19	Amended 2019-20	Estimated 2020-21	Increases (Decreases)
1							
2							
3							
4	48,156	53,935	53,935	54,000	54,000	54,000	-
5							
6	48,156	53,935	53,935	54,000	54,000	54,000	0
7							
8							
9							
10	20,000	20,000	37,775	41,148	41,148	41,148	-
11	0	0	0	0	0	0	-
12	48,833	48,835	51,407	53,326	35,635	36,688	1,063
13	1,093,837	1,011,153	1,035,127	1,165,030	1,504,111	1,525,877	21,766
14	0	0	0	27,851	0	0	-
15	43,557	42,089	47,517	24,493	70,753	71,842	1,089
16	0	0	0	0	0	0	-
17	71,197	66,413	67,707	76,889	102,402	103,885	1,483
18	55,151	50,204	45,146	48,200	75,971	77,036	1,065
19	2,250	2,250	1,974	1,974	2,250	2,250	-
20	214,519	280,124	281,971	389,031	360,861	361,492	631
21	0	0	0	0	0	0	-
22	2,480	2,980	3,583	771	5,000	5,000	-
23	16,651	15,532	15,835	17,982	23,949	24,296	347
24	0	0	0	0	2,400	2,400	-
25	0	0	0	0	4,500	4,500	-
26	23,613	20,679	27,587	28,306	50,000	50,000	-
27	6,076	4,857	5,179	5,172	13,000	13,000	-
28	9,539	9,482	10,763	15,091	20,000	20,000	-
29	277,436	202,787	198,991	241,896	350,000	350,000	-
30	2,325,697	2,328,050	2,142,058	2,299,681	2,750,000	2,750,000	-
31	7,306	2,879	12,283	3,594	20,000	20,000	-
32	11,064	9,892	11,134	10,785	18,000	18,000	-
33	267,240	316,099	342,043	401,054	0	0	-
34	0	0	0	0	0	0	-
35	2,285	6,834	4,151	1,776	20,000	20,000	-
36	0	0	0	0	3,000	3,000	-
37	21,104	84,192	29,273	72,858	150,000	150,000	-
38							
39	4,519,735	4,525,531	4,371,377	4,927,508	5,622,980	5,650,423	27,443
40							
41	4,567,891	4,579,466	4,425,312	4,981,508	5,676,980	5,704,423	27,443

1	
2	
3	
4	
5	
6	
7	
8	
9	
10	State Portion \$55,108 (including benefits) in GPS
11	
12	
13	
14	
15	
16	
17	
18	
19	Increase in Fixed Cost + Jan 3% Increase
20	
21	
22	
23	
24	
25	
26	
27	
28	
29	
30	
31	
33	
32	
34	
35	
36	
37	
38	
39	
40	
41	

**BEDFORD COUNTY DEPARTMENT OF EDUCATION  
143 CHILD NUTRITION FUND BUDGET  
EXPENDITURES AND OTHER USES**

ACCOUNT NO.	EXPENDITURES	Audited 2015-16	Audited 2016-17	Audited 2017-18	Audited 2018-19	Amended 2019-20	Estimated 2020-21	Increases (Decreases)
1								
2	OTHER USES (99000)							
3	OPERATING TRANSFERS (99100)							
4	590 Transfers to Other Funds.....	0	0	0	22,012	22,012	22,012	-
5								
6								
7	RESIDUAL EQUITY TRANSFERS (99200)							
8								
9	590 Transfers to Other Funds.....	0	0	0	0	0	0	-
10								
11								
12	TOTAL OTHER USES	0	0	0	22,012	22,012	22,012	0
13								
14								
15								
16	GRAND TOTAL EXPENDITURES	4,567,891	4,579,466	4,425,312	5,003,520	5,698,992	5,726,435	27,443
17								
18								
19								
20								
21								
22								
23								
24								
25								
26								
27								
28								
29								
30								
31								
32								
33								
34								
35								
36								
37								
38								
39								
40								

---

1  
2  
3  
4  
5  
6  
7  
8  
9  
10  
11  
12  
13  
14  
15  
16  
17  
18  
19  
20  
21  
22  
23  
24  
25  
26  
27  
28  
29  
30  
31  
32  
33  
34  
35  
36  
37  
38  
39  
40

1  
2  
3  
4  
5  
6  
7  
8  
9  
10  
11  
12  
13  
14  
15  
16  
17  
18  
19  
20  
21  
22  
23  
24  
25  
26  
27  
28  
29  
30  
31  
32  
33  
34  
35  
36  
37  
38  
39  
40

**BEDFORD COUNTY DEPARTMENT OF EDUCATION  
146 SCHOOL-AGE CARE PROGRAM BUDGET  
AVAILABLE FUNDS AND EXPENDITURES (APPROPRIATIONS) FOR THE YEAR BEGINNING JULY 1, 2020**

ACCOUNT NO.	ESTIMATED REVENUES AND OTHER SOURCES EXPENDITURES AND OTHER USES	Audited 2015-16	Audited 2016-17	Audited 2017-18	Audited 2018-19	Amended 2019-20	Estimated 2020-21	Increases (Decreases)
1	<b>ESTIMATED REVENUES AND OTHER SOURCES</b>							
2	Charges for Current Services .....	429,142	449,726	459,854	459,112	503,010	559,578	56,568
3	Other Local Revenues .....	0	0	0	0	0	0	-
4	State Education Funds .....	0	0	0	0	0	0	-
5	Other Sources .....	0	0	0	0	0	0	-
6								
7	<b>TOTAL ESTIMATED REVENUES &amp; OTHER SOURCES</b>	<b>429,142</b>	<b>449,726</b>	<b>459,854</b>	<b>459,112</b>	<b>503,010</b>	<b>559,578</b>	<b>56,568</b>
8								
9	Committed Fund Balance .....	31,787	86,311	144,519	205,274	281,373	281,373	-
10	Adjustments							
11	<b>TOTAL AVAILABLE FUNDS</b>	<b>460,929</b>	<b>536,037</b>	<b>604,373</b>	<b>664,386</b>	<b>784,383</b>	<b>840,951</b>	<b>56,568</b>
12								
13	<b>EXPENDITURES (APPROPRIATIONS)</b>							
14								
15	Support Services							
16	Board of Education .....	3,000	1,569	1,569	1,800	1,800	1,800	-
17								
18	Operation of Non-Instructional Services							
19	Community Services .....	371,618	389,949	397,530	381,213	531,192	567,060	35,868
20	Other Uses (Transfers) .....	0	0	0	0	0	0	-
21								
22								
23	<b>TOTAL EXPENDITURES</b>	<b>374,618</b>	<b>391,518</b>	<b>399,099</b>	<b>383,013</b>	<b>532,992</b>	<b>568,860</b>	<b>35,868</b>
24								
25	Ending Fund Balance .....	86,311	144,519	205,274	281,373	251,391	272,091	20,700
26								
27								
28								
29								
30								
31								
32								
33								
34								
35								
36								
37								
38								
39								
40								

1  
2  
3  
4  
5  
6  
7  
8  
9  
10  
11  
12  
13  
14  
15  
16  
17  
18  
19  
20  
21  
22  
23  
24  
25  
26  
27  
28  
29  
30  
31  
32  
33  
34  
35  
36  
37  
38  
39  
40

1  
2  
3  
4  
5  
6  
7  
8  
9  
10  
11  
12  
13  
14  
15  
16  
17  
18  
19  
20  
21  
22  
23  
24  
25  
26  
27  
28  
29  
30  
31  
32  
33  
34  
35  
36  
37  
38  
39  
40

**BEDFORD COUNTY DEPARTMENT OF EDUCATION  
146 SCHOOL-AGE CARE PROGRAM BUDGET  
REVENUES AND OTHER SOURCES**

ACCOUNT NO.	REVENUES	Audited 2015-16	Audited 2016-17	Audited 2017-18	Audited 2018-19	Amended 2019-20	Estimated 2020-21	Increases (Decreases)
1	Charges for Current Services							
2	Education Charges							
3	Tuition - Other	429,142	449,726	459,854	459,112	492,510	547,578	55,068
4	Lunch Payments - Children	0	0	0	0	0	0	-
5	Lunch Payments - Adults	0	0	0	0	0	0	-
6	Income from Breakfast	0	0	0	0	0	0	-
7	Special Milk Sales	0	0	0	0	0	0	-
8	Ala Carte Sales	0	0	0	0	0	0	-
9	Transportation Other State Systems	0	0	0	0	0	0	-
10	Transportation Out-of-State Systems	0	0	0	0	0	0	-
11	Contract for Adm. Services With Other LEA's	0	0	0	0	0	0	-
12	Contract for Inst. Services With Other LEA's	0	0	0	0	0	0	-
13	Receipts from Individual Schools	0	0	0	0	0	0	-
14	Community Service Fees - Children (Day Care)	0	0	0	0	10,500	12,000	1,500
15	Community Service Fees - Adults	0	0	0	0	0	0	-
16	Other Charges for Services	0	0	0	0	0	0	-
17								
18	<b>Total Charges for Current Services</b>	<b>429,142</b>	<b>449,726</b>	<b>459,854</b>	<b>459,112</b>	<b>503,010</b>	<b>559,578</b>	<b>56,568</b>

1  
2  
3  
4  
5  
6  
7  
8  
9  
10  
11  
12  
13  
14  
15  
16  
17  
18  
19  
20  
21  
22  
23  
24  
25  
26  
27  
28  
29  
30  
31  
32  
33  
34  
35  
36  
37  
38  
39  
40

1  
2  
3  
4  
5  
6  
7  
8  
9  
10  
11  
12  
13  
14  
15  
16  
17  
18  
19  
20  
21  
22  
23  
24  
25  
26  
27  
28  
29  
30  
31  
32  
33  
34  
35  
36  
37  
38  
39  
40

**BEDFORD COUNTY DEPARTMENT OF EDUCATION  
146 SCHOOL-AGE CARE PROGRAM BUDGET  
REVENUES AND OTHER SOURCES**

ACCOUNT NO.	REVENUES	Audited 2015-16	Audited 2016-17	Audited 2017-18	Audited 2018-19	Amended 2019-20	Estimated 2020-21	Increases (Decreases)
1	44000							
2	44100							
3	44110							
4	44120							
5	44130							
6	44170							
7								
8	44500							
9	44510							
10	44520							
11	44530							
12	44540							
13	44550							
14	44560							
15	44570							
16	44990							
17								
18	44000	0	0	0	0	0	0	0
19								
20	46000							
21	46500							
22	46590							
23								
24	46800							
25								
26	47000	429,142	449,726	459,854	459,112	503,010	559,578	56,568
27								
28	49000							
29	49800							
30	49810							
31	49900							
32								
33	49000	0	0	0	0	0	0	0
34								
35	14100	429,142	449,726	459,854	459,112	503,010	559,578	56,568
36								
37								
38								
39								
40								

1  
2  
3  
4  
5  
6  
7  
8  
9  
10  
11  
12  
13  
14  
15  
16  
17  
18  
19  
20  
21  
22  
23  
24  
25  
26  
27  
28  
29  
30  
31  
32  
33  
34  
35  
36  
37  
38  
39  
40

1  
2  
3  
4  
5  
6  
7  
8  
9  
10  
11  
12  
13  
14  
15  
16  
17  
18  
19  
20  
21  
22  
23  
24  
25  
26  
27  
28  
29  
30  
31  
32  
33  
34  
35  
36  
37  
38  
39  
40

**BEDFORD COUNTY DEPARTMENT OF EDUCATION  
146 SCHOOL-AGE CARE PROGRAM BUDGET  
EXPENDITURES AND OTHER USES**

ACCOUNT NO.	EXPENDITURES	Audited 2015-16	Audited 2016-17	Audited 2017-18	Audited 2018-19	Amended 2019-20	Estimated 2020-21	Increases (Decreases)
1	SUPPORT SERVICES - 72000							
2	GENERAL ADMINISTRATION (72300)							
3	BOARD OF EDUCATION (72310)							
4								
5	513 Workers' Compensation Insurance.....	3,000	1,569	1,569	1,800	1,800	1,800	-
6								
7	72310 TOTAL EXPEND. FOR BOARD OF EDUCATION	3,000	1,569	1,569	1,800	1,800	1,800	0
8								
9								
10	OPERATION OF NON-INSTRUCTIONAL SERV (73000)							
11	COMMUNITY SERVICES (73300)							
12	105 Supervisor/Director .....	56,285	57,547	60,431	50,964	62,394	53,243	(9,151)
13	162 Clerical Personnel.....	45,378	47,135	40,483	27,568	53,951	55,001	1,050
14	169 Temporary/Part-time Personnel.....	181,205	184,629	194,787	204,400	269,308	290,698	21,390
15	189 Other Salaries & Wages.....	1,082	4,766	5,250	4,077	2,480	2,529	49
16	201 Social Security .....	17,075	17,854	18,260	17,484	24,064	24,891	827
17	204 Pensions .....	7,763	8,145	6,937	4,595	17,272	17,865	593
18	207 Medical Insurance .....	20,236	24,762	22,068	20,666	20,019	20,019	0
19	210 Unemployment Compensation .....	0	0	0	0	4,000	2,000	(2,000)
20	212 Employer Medicare.....	3,993	4,176	4,271	4,089	5,628	6,182	554
21	Retirement - Hybrid Stabilization .....	0	0	0	379	0	0	-
22	307 Communication .....	923	747	685	962	2,000	2,000	-
23	336 Maintenance & Repair Services - Equipment.....	539	604	757	848	1,150	1,500	350
24	348 Postal Charges	0	0	0	0	0	0	-
25	355 Travel.....	3,469	2,448	2,813	3,464	4,410	4,410	-
26	399 Other Contracted Services .....	0	32	0	0	300	300	-
27	422 Food Supplies .....	18,389	17,783	18,454	18,532	25,700	29,709	4,009
28	429 Instructional Supplies & Materials .....	7,643	9,163	9,596	9,873	17,841	21,362	3,521
29	499 Other Supplies & Materials.....	5,422	6,679	6,722	7,560	10,850	13,125	2,275
30	524 In-Service/Staff Development.....	1,851	1,952	2,708	2,048	2,525	3,125	600
31	599 Other Charges .....	147	0	100	104	1,800	3,400	1,600
32	790 Other Equipment .....	218	1,527	3,208	3,600	5,500	15,700	10,200
33	73300 TOTAL EXPENDITURES FOR COMMUNITY SERVICES	371,618	389,949	397,530	381,213	531,192	567,060	35,868
34								
35	70000 TOTAL OPERATING EXPEND. (Accts 71100-73100)	374,618	391,518	399,099	383,013	532,992	568,860	35,868
36								
37								
38								
39								
40								

1  
2  
3  
4  
5  
6  
7  
8  
9  
10  
11  
12  
13  
14  
15  
16  
17  
18  
19  
20  
21  
22  
23  
24  
25  
26  
27  
28  
29  
30  
31  
32  
33  
34  
35  
36  
37  
38  
39  
40

1  
2  
3  
4  
5  
6  
7  
8  
9  
10  
11  
12  
13  
14  
15  
16  
17  
18  
19  
20  
21  
22  
23  
24  
25  
26  
27  
28  
29  
30  
31  
32  
33  
34  
35  
36  
37  
38  
39  
40

**BEDFORD COUNTY DEPARTMENT OF EDUCATION  
146 SCHOOL-AGE CARE PROGRAM BUDGET  
EXPENDITURES AND OTHER USES**

ACCOUNT NO.	EXPENDITURES	Audited 2015-16	Audited 2016-17	Audited 2017-18	Audited 2018-19	Amended 2019-20	Estimated 2020-21	Increases (Decreases)
1	OTHER USES (99000)							
2	OPERATING TRANSFERS (99100)							
3								
4	99100 590 Transfers to Other Funds.....	0	0	0	0	0	0	-
5								
6								
7	RESIDUAL EQUITY TRANSFERS (99200)							
8								
9	99200 590 Transfers to Other Funds.....	0	0	0	0	0	0	-
10								
11								
12	99000 TOTAL OTHER USES	0	0	0	0	0	0	0
13								
14								
15								
16	73000 GRAND TOTAL EXPENDITURES	374,618	391,518	399,099	383,013	532,992	568,860	35,868
17								
18								
19								
20								
21								
22								
23								
24								
25								
26								
27								
28								
29								
30								
31								
32								
33								
34								
35								
36								
37								
38								
39								
40								

---

1	
2	
3	
4	
5	
6	
7	
8	
9	
10	
11	
12	
13	
14	
15	
16	
17	
18	
19	
20	
21	
22	
23	
24	
25	
26	
27	
28	
29	
30	
31	
32	
33	
34	
35	
36	
37	
38	
39	
40	

**BEDFORD COUNTY DEPARTMENT OF EDUCATION  
141 GENERAL PURPOSE SCHOOL FUND BUDGET  
AVAILABLE FUNDS AND EXPENDITURES (APPROPRIATIONS) FOR THE YEAR BEGINNING JULY 1, 2020**

ACCOUNT NO.	ESTIMATED REVENUES AND OTHER SOURCES	Audited 2016-17	Audited 2017-18	Audited 2018-19	Amended 2019-20	Estimated 2020-21	Increases (Decreases)
1							
2	<b>ESTIMATED REVENUES AND OTHER SOURCES</b>						
3	Local Taxes.....	11,622,771	11,949,432	12,388,869	12,576,970	12,576,970	-
4	Licenses & Permits.....	2,500	2,328	2,366	3,000	3,000	-
5	Charges for Current Services.....	138,012	126,407	127,320	122,440	123,000	560
6	Other Local Revenues.....	126,914	138,368	176,271	180,186	139,000	(41,186)
7	State Education Funds.....	47,159,053	49,254,968	52,597,562	53,622,199	53,560,917	(61,282)
8	Other State Revenues.....	4,660	4,250	5,764	4,795	-	(4,795)
9	Federal Funds Received Thru State.....	313,466	299,735	146,359	-	-	-
10	Direct Federal Revenues.....	15,649	-	-	-	-	-
11	Other Sources.....	-	163,281	-	18,431	8,000	(10,431)
12							
13	<b>TOTAL ESTIMATED REVENUES &amp; OTHER SOURCES</b>	<b>59,383,025</b>	<b>61,938,769</b>	<b>65,444,511</b>	<b>66,528,021</b>	<b>66,410,887</b>	<b>(117,134)</b>
14							
15							
16							
17	<b>RESERVES AND/OR FUND BALANCE</b>						
18	Committed Fund Balance	483,315	483,315	483,315	8,716,293	8,290,293	(426,000)
19	Adjustments	-	-	-	-	626,000	626,000
20	Unassigned Fund Balance.....	14,559,600	18,263,409	22,163,235	15,019,216	8,591,959	(6,427,257)
21	Assigned Fund Balance	4,660	-	-	-	-	-
22	Restricted Fund Balance	-	-	-	146,039	109,822	(36,217)
23	<b>TOTAL RESERVES AND/OR FUND BALANCES</b>	<b>15,042,915</b>	<b>18,746,724</b>	<b>22,646,550</b>	<b>23,881,548</b>	<b>17,618,074</b>	<b>(6,263,474)</b>
24							
25							
26	<b>TOTAL AVAILABLE FUNDS</b>	<b>74,425,940</b>	<b>80,685,493</b>	<b>88,091,061</b>	<b>90,409,569</b>	<b>84,028,961</b>	<b>(6,380,608)</b>
27							
28							
29							
30							
31							
32							
33							
34							
35							
36							
37							
38							
39							
40							

1	
2	
3	
4	
5	
6	
7	
8	
9	
10	
11	
12	
13	
14	
15	
16	
17	
18	
19	
20	
21	
22	
23	
24	
25	
26	
27	
28	
29	
30	
31	
32	
33	
34	
35	
36	
37	
38	
39	
40	

Certified  
Retirement Rate  
2018-19  
0.1046

Classified  
Retirement Rate  
2018-19  
0.0445

Social Security  
2018-19  
0.062

Medicare  
2018-19  
0.0145

Est. Unused Appropriations from prior yr

**BEDFORD COUNTY DEPARTMENT OF EDUCATION  
141 GENERAL PURPOSE SCHOOL FUND BUDGET  
AVAILABLE FUNDS AND EXPENDITURES (APPROPRIATIONS) FOR THE YEAR BEGINNING JULY 1, 2020**

ACCOUNT NO.	EXPENDITURES AND OTHER USES	Audited 2016-17	Audited 2017-18	Audited 2018-19	Amended 2019-20	Estimated 2020-21	Increases (Decreases)	
1	EXPENDITURES (APPROPRIATIONS)							1
2	Instruction							2
3	Regular Instruction Program.....	29,683,852	31,061,882	33,961,902	37,017,267	37,970,086	952,819	3
4	Alternative Instruction Program.....	502,874	572,284	731,226	563,633	701,847	138,214	4
5	Special Education Program.....	3,023,957	3,182,006	3,353,144	3,561,064	3,775,436	214,372	5
6	Career and Technical Education Program.....	1,153,094	1,370,767	1,313,211	1,459,476	1,551,620	92,144	6
7	Support Services							7
8	Attendance.....	93,328	99,242	106,613	127,620	117,415	(10,205)	8
9	Health Services.....	494,708	523,148	552,728	623,321	619,001	(4,320)	9
10	Other Student Support.....	1,224,585	1,329,611	1,441,054	2,003,935	1,812,978	(190,957)	10
11	Regular Instruction Program.....	1,585,921	1,730,880	1,669,604	1,740,080	1,744,204	4,124	11
12	Special Education Program.....	435,289	395,264	408,966	454,433	451,209	(3,224)	12
13	Career and Technical Education Program.....	24,771	25,876	28,122	28,552	30,201	1,649	13
14	Technology.....	1,030,290	1,182,749	1,735,279	1,478,884	1,250,013	(228,871)	14
15	Other Programs.....	135,424	135,424	123,948	-	-	-	15
16	Board of Education.....	1,625,478	1,044,181	913,651	944,205	946,884	2,679	16
17	Office of Superintendent.....	335,402	351,655	394,401	765,761	757,943	(7,818)	17
18	Office of Principal.....	3,450,708	3,489,139	3,702,948	4,060,969	4,091,730	30,762	18
19	Human Services.....	152,544	170,819	210,474	270,568	275,933	5,365	19
20	Operation of Plant.....	4,860,262	5,000,645	5,544,370	6,235,941	6,540,003	304,062	20
21	Maintenance of Plant.....	1,554,999	1,734,462	2,021,900	2,380,041	2,529,911	149,870	21
22	Transportation.....	2,607,809	2,863,975	3,241,684	4,082,000	3,962,027	(119,973)	22
23								23
24								24
25								25
26								26
27								27
28								28
29								29
30								30
31								31
32								32
33								33
34								34

1  
2  
3  
4  
5  
6  
7  
8  
9  
10  
11  
12  
13  
14  
15  
16  
17  
18  
19  
20  
21  
22  
23  
24  
25  
26  
27  
28  
29  
30  
31  
32  
33  
34

1  
2  
3  
4  
5  
6  
7  
8  
9  
10  
11  
12  
13  
14  
15  
16  
17  
18  
19  
20  
21  
22  
23  
24  
25  
26  
27  
28  
29  
30  
31  
32  
33  
34

**BEDFORD COUNTY DEPARTMENT OF EDUCATION  
141 GENERAL PURPOSE SCHOOL FUND BUDGET  
AVAILABLE FUNDS AND EXPENDITURES (APPROPRIATIONS) FOR THE YEAR BEGINNING JULY 1, 2020**

ACCOUNT NO.	EXPENDITURES AND OTHER USES	Audited 2016-17	Audited 2017-18	Audited 2018-19	Amended 2019-20	Estimated 2020-21	Increases (Decreases)
1	<b>EXPENDITURES (APPROPRIATIONS)</b>						
2	Operation of Non-Instructional Services						
3	Food Service	63,566	43,108	42,645	55,108	54,022	(1,086)
4	Community Services	325,759	178,215	211,777	226,750	226,750	-
5	Early Childhood Education	493,974	409,047	519,970	727,666	702,356	(25,310)
6	Regular Capital Outlay	820,624	1,144,564	1,979,896	3,941,717	2,708,915	(1,232,802)
7	Other Uses (Transfers)	-	-	-	42,505	42,505	-
8	<b>TOTAL EXPENDITURES</b>	<b>55,679,216</b>	<b>58,038,943</b>	<b>64,209,513</b>	<b>72,791,495</b>	<b>72,862,987</b>	<b>71,492</b>
9							
10							
11	<b>Ending Fund Balances</b>	<b>18,746,724</b>	<b>22,646,550</b>	<b>23,881,548</b>	<b>17,618,074</b>	<b>11,165,974</b>	<b>(6,263,474)</b>
12							
13	Less: Committed Fund Balance	483,315	483,315	8,716,293	8,916,293	7,990,759	(925,534)
14	Restricted Fund Balance	-	-	146,039	109,822	74,822	(35,000)
15	Assigned Fund Balance	-	-	-	-	-	-
16							
17	<b>Adjusted Ending Unassigned Fund Balance</b>	<b>18,263,409</b>	<b>22,163,235</b>	<b>15,019,216</b>	<b>8,591,959</b>	<b>3,100,393</b>	<b>(5,491,566)</b>
18							
19	Required 3% Fund Balance (less Capital Outlay)	1,645,758	1,706,831	1,866,889	2,065,493	2,104,622	39,129
20							
21	Amount In Excess of 3%	16,617,651	20,456,404	13,152,327	6,526,466	995,771	(5,530,695)
22							
23							
24							
25							
26							
27							
28							
29							
30							
31							
32							
33							
34							
35							
36							
37							
38							
39							
40							

---

1	
2	
3	
4	
5	
6	
7	
8	
9	
10	
11	
12	
13	
14	
15	
16	
17	
18	
19	
20	
21	
22	
23	
24	
25	
26	
27	
28	
29	
30	
31	
32	
33	
34	
35	
36	
37	
38	
39	
40	

**BEDFORD COUNTY DEPARTMENT OF EDUCATION  
141 GENERAL PURPOSE SCHOOL FUND BUDGET  
REVENUES AND OTHER SOURCES**

ACCOUNT NO.	REVENUES	Audited 2016-17	Audited 2017-18	Audited 2018-19	Amended 2019-20	Estimated 2020-21	Increases (Decreases)
1	Local Taxes \$0.01 on Tax Rate	0.97	0.97	0.97	0.97	0.97	-
2	County Property Taxes	80,000	83,000	87,500	90,000	90,000	-
3	Current Property Tax	8,345,021	8,560,582	8,733,743	8,730,000	8,730,000	-
4	Discount on Property Taxes	-	-	-	-	-	-
5	Trustee's Collections - Prior Year	227,396	219,835	291,756	300,000	300,000	-
6	Circuit Clk./Clk. & Master Coll. - Prior Yr	120,315	105,052	110,305	225,000	225,000	-
7	Interest & Penalty	43,628	44,481	54,031	50,000	50,000	-
8	Pick-up Taxes	-	-	-	-	-	-
9	Payments in Lieu of Taxes - T.V.A.	310,199	307,656	325,652	350,604	350,604	-
10	Payments in Lieu of Taxes - Local Utilities	61,097	59,228	54,968	59,000	59,000	-
11	Payments in Lieu of Taxes - Other	120,719	149,050	95,519	90,000	90,000	-
12	County Local Option Taxes	-	-	-	-	-	-
13	Local Option Sales Tax	2,365,531	2,478,316	2,699,247	2,766,366	2,766,366	-
14	Hotel/Motel Tax	-	-	-	-	-	-
15	Local Amusement Tax	-	-	-	-	-	-
16	Wheel Tax	-	-	-	-	-	-
17	Business Tax	-	-	-	-	-	-
18	Mixed Drink Tax	25,113	25,232	23,648	2,800	2,800	-
19	Other County Local Option Tax	-	-	-	-	-	-
20	Statutory Local Taxes	-	-	-	-	-	-
21	Bank Excise Tax	-	-	-	-	-	-
22	Wholesale Beer Tax	-	-	-	-	-	-
23	Coal Severance Tax	-	-	-	-	-	-
24	Interstate Telecommunications Tax	3,752	-	-	-	-	-
25	Other Statutory Local Taxes	-	-	-	3,200	3,200	-
26							
27	Total County Taxes	11,622,771	11,949,432	12,388,869	12,576,970	12,576,970	-
28							
29							
30							
31							
32							
33							
34							
35							
36							
37							
38							
39							
40							
41							

1  
2  
3  
4  
5  
6  
7  
8  
9  
10  
11  
12  
13  
14  
15  
16  
17  
18  
19  
20  
21  
22  
23  
24  
25  
26  
27  
28  
29  
30  
31  
32  
33  
34  
35  
36  
37  
38  
39  
40  
41

1  
2  
3  
4  
5  
6  
7  
8  
9  
10  
11  
12  
13  
14  
15  
16  
17  
18  
19  
20  
21  
22  
23  
24  
25  
26  
27  
28  
29  
30  
31  
32  
33  
34  
35  
36  
37  
38  
39  
40  
41

**BEDFORD COUNTY DEPARTMENT OF EDUCATION  
141 GENERAL PURPOSE SCHOOL FUND BUDGET  
REVENUES AND OTHER SOURCES**

ACCOUNT NO.	REVENUES	Audited 2016-17	Audited 2017-18	Audited 2018-19	Amended 2019-20	Estimated 2020-21	Increases (Decreases)
1	41000 Licenses and Permits						1
2	41100 Licenses						2
3	41110 Marriage Licenses.....	2,500	2,328	2,366	3,000	3,000	3
4	41150 Mobile Home Licenses.....	-	-	-	-	-	4
5	41590 Other Permits.....	-	-	-	-	-	5
6							6
7	41000 Total Licenses and Permits	2,500	2,328	2,366	3,000	3,000	7
8							8
9	43000 Charges for Current Services						9
10	43350 Copy Fees	45	-	-	-	-	10
11	43500 Education Charges						11
12	43511 Tuition - Regular Day Students.....	-	-	-	-	-	12
13	43512 Tuition - Adult Education.....	-	-	-	-	-	13
14	43513 Tuition - Summer School.....	1,840	1,520	1,536	-	-	14
15	43515 Tuition - Other State Systems.....	-	-	-	-	-	15
16	43516 Tuition - Out of State Systems.....	-	-	-	-	-	16
17	43517 Tuition - Other.....	-	-	-	-	-	17
18	43521 Lunch Payments - Children.....	-	-	-	-	-	18
19	43522 Lunch Payments - Adults.....	-	-	-	-	-	19
20	43523 Income from Breakfast.....	-	-	-	-	-	20
21	43524 Special Milk Sales.....	-	-	-	-	-	21
22	43525 Ala Carte Sales.....	-	-	-	-	-	22
23	43531 Transportation Other State Systems.....	-	-	-	-	-	23
24	43532 Transportation Out-of-State Systems.....	-	-	-	-	-	24
25	43541 Contract for Adm. Services With Other LEA's.....	-	-	-	-	-	25
26	43551 School Based Health Services (FFS).....	-	-	-	-	-	26
27	43542 Contract for Inst. Services With Other LEA's.....	-	-	-	-	-	27
28	43570 Receipts from Individual Schools.....	133,477	122,873	123,384	122,440	123,000	560
29	43581 Community Service Fees - Children (Day Care).....	-	-	-	-	-	29
30	43582 Community Service Fees - Adults.....	-	-	-	-	-	30
31	43990 Other Charges for Services.....	2,650	2,014	2,400	-	-	31
32							32
33	43000 Total Charges for Current Services	138,012	126,407	127,320	122,440	123,000	560
34							34
35							35
36							36
37							37
38							38
39							39
40							40

1  
2  
3  
4  
5  
6  
7  
8  
9  
10  
11  
12  
13  
14  
15  
16  
17  
18  
19  
20  
21  
22  
23  
24  
25  
26  
27  
28  
29  
30  
31  
32  
33  
34  
35  
36  
37  
38  
39  
40

1  
2  
3  
4  
5  
6  
7  
8  
9  
10  
11  
12  
13  
14  
15  
16  
17  
18  
19  
20  
21  
22  
23  
24  
25  
26  
27  
28  
29  
30  
31  
32  
33  
34  
35  
36  
37  
38  
39  
40

**BEDFORD COUNTY DEPARTMENT OF EDUCATION  
141 GENERAL PURPOSE SCHOOL FUND BUDGET  
REVENUES AND OTHER SOURCES**

ACCOUNT NO.	REVENUES	Audited 2016-17	Audited 2017-18	Audited 2018-19	Amended 2019-20	Estimated 2020-21	Increase (Decreases)
1	44000						1
2	44100						2
3	44110			7,988			3
4	44120	9,800	10,750	12,900	4,000	4,000	4
5	44130	-	2,634	1,590	495	-	5
6	44146	-	-	-	-	-	(495)
7	44160	-	-	-	-	-	-
8	44170	96,020	112,256	123,353	129,562	125,000	(4,562)
9							9
10	44500						10
11	44510						11
12	44520						12
13	44530	14,216	3,243	26,457	5,000	5,000	13
14	44540	-	-	-	-	-	14
15	44550	-	-	-	-	-	15
16	44560	132	272	15	33	-	(33)
17	44570	6,746	9,213	3,968	41,096	5,000	(36,096)
18	44990	-	-	-	-	-	-
19							19
20	44000	126,914	138,368	176,271	180,186	139,000	(41,186)
21							21
22							22
23							23
24							24
25							25
26							26
27							27
28							28
29							29
30							30
31							31
32							32
33							33
34							34
35							35
36							36
37							37
38							38
39							39
40							40

1  
2  
3  
4  
5  
6  
7  
8  
9  
10  
11  
12  
13  
14  
15  
16  
17  
18  
19  
20  
21  
22  
23  
24  
25  
26  
27  
28  
29  
30  
31  
32  
33  
34  
35  
36  
37  
38  
39  
40

1  
2  
3  
4  
5  
6  
7  
8  
9  
10  
11  
12  
13  
14  
15  
16  
17  
18  
19  
20  
21  
22  
23  
24  
25  
26  
27  
28  
29  
30  
31  
32  
33  
34  
35  
36  
37  
38  
39  
40

**BEDFORD COUNTY DEPARTMENT OF EDUCATION  
141 GENERAL PURPOSE SCHOOL FUND BUDGET  
REVENUES AND OTHER SOURCES**

ACCOUNT NO.	REVENUES	Audited 2016-17	Audited 2017-18	Audited 2018-19	Amended 2019-20	Estimated 2020-21	Increases (Decreases)
1	46000						
2	State of Tennessee						
3	General Government Grants						
4	On-Behalf Contributions for OPEB	135,424	135,424	123,948			
5	State Education Funds						
6	Basic Education Program - ARRA	45,755,000	48,002,959	51,084,427	52,129,000	52,352,000	223,000
7	Basic Education Program - ARRA						
8	Early Childhood Education	493,973	409,045	519,973	727,665	706,386	(21,279)
9	School Food Service	49,751	50,897	51,231	50,897	51,231	334
10	Energy Efficient School Initiative	43,390					
11	Driver Education	32,039	22,836	34,820	11,000	11,000	
12	Literacy Coordination						
13	Other State Education Funds	467,920	485,959	624,162	572,087	308,750	(263,337)
14	Coordinated School Health - ARRA						
15	Internet Connectivity - ARRA						
16	Career Ladder	181,556	147,848	159,001	131,550	131,550	
17	Career Ladder Evaluators and Special Contracts						
18	Career Ladder - Extended Contract						
19	Career Ladder - Extended Contract - ARRA						
20	Vocational Disadvantaged (V.I.P.)						
21	Vocational Workstudy						
22	Adult Vocational						
23	Other Vocational						
24	Total State Education Funds	47,159,053	49,254,968	52,597,562	53,622,199	53,560,917	(61,282)
25	Other State Revenues						
26	Income Tax						
27	Beer Tax						
28	Mixed Drink Tax						
29	State Revenue Sharing - TVA						
30	Other State Grants						
31	Safe Schools - ARRA	4,660	4,250	5,764	4,795		(4,795)
32	Other State Revenues						
33							
34							
35	Total Other State Revenues	4,660	4,250	5,764	4,795		(4,795)
36							
37							
38							
39							
40							

1	
2	
3	
4	
5	per Adj. April Estimate
6	
7	PreK Grant - estimated
8	Based on reimbursement
9	
10	
11	
12	LEAPS \$226,750/CSH \$82,000
13	
14	
15	
16	
17	
18	
19	
20	
21	
22	
23	
24	
25	
26	
27	
28	
29	
30	
31	
32	
33	
34	
35	
36	
37	
38	
39	
40	

**BEDFORD COUNTY DEPARTMENT OF EDUCATION  
141 GENERAL PURPOSE SCHOOL FUND BUDGET  
REVENUES AND OTHER SOURCES**

ACCOUNT NO.	REVENUES	Audited 2016-17	Audited 2017-18	Audited 2018-19	Amended 2019-20	Estimated 2020-21	Increases (Decreases)	
1	Federal Government							1
2	Federal through State							2
3	Section 4 - Lunch							3
4	Section 11 - Lunch							4
5	Breakfast							5
6	USDA - Other	12,278		13,409				6
7	Adult Basic Education							7
8	Vocational Program Improvement							8
9	Vocational Consumer and Homemaking							9
10	Vocational Sex Bias							10
11	Vocational Displaced Homemakers							11
12	Community Based Organizations							12
13	Other Vocational							13
14	ESEA Title I							14
15	ESEA Title VI							15
16	Education of the Handicapped Act - IDEA							16
17	Education Edge							17
18	Special Education - Grants to States							18
19	Title XX							19
20	Job Training Partnership Act							20
21	Other Federal Through State	301,188	299,735	132,950				21
22								22
23	Total Federal Through State	313,466	299,735	146,359				23
24								24
25								25
26	Direct Federal Revenues							26
27	Public Law 874 - Maintenance & Operation							27
28	ROTC Reimbursement							28
29	Energy Grant							29
30	Title VII - Bilingual Education							30
31	Other Direct Federal Revenues	15,649						31
32								32
33	Total Direct Federal Government	15,649						33
34								34
35	TOTAL OPERATING REVENUES	59,383,025	61,775,488	65,444,511	66,509,590	66,402,887	(106,703)	35
36								36
37								37
38								38
39								39
40								40

1  
2  
3  
4  
5  
6  
7  
8  
9  
10  
11  
12  
13  
14  
15  
16  
17  
18  
19  
20  
21  
22  
23  
24  
25  
26  
27  
28  
29  
30  
31  
32  
33  
34  
35  
36  
37  
38  
39  
40

1  
2  
3  
4  
5  
6  
7  
8  
9  
10  
11  
12  
13  
14  
15  
16  
17  
18  
19  
20  
21  
22  
23  
24  
25  
26  
27  
28  
29  
30  
31  
32  
33  
34  
35  
36  
37  
38  
39  
40

**BEDFORD COUNTY DEPARTMENT OF EDUCATION  
141 GENERAL PURPOSE SCHOOL FUND BUDGET  
REVENUES AND OTHER SOURCES**

ACCOUNT NO.	REVENUES	Audited 2016-17	Audited 2017-18	Audited 2018-19	Amended 2019-20	Estimated 2020-21	Increases (Decreases)
1	49000						1
2	49100						2
3	49200						3
4	49300						4
5	49400						5
6	49700				10,431		6 (10,431)
7	49800		23,281		8,000	8,000	7
8	49810						8
9	49900		140,000				9
10							10
11							11
12	49000		163,281		18,431	8,000	12 (10,431)
13							13
14							14
15	14100	59,383,025	61,938,769	65,444,511	66,528,021	66,410,887	15 (117,134)
16							16
17							17
18							18
19							19
20							20
21							21
22							22
23							23
24							24
25							25
26							26
27							27
28							28
29							29
30							30
31							31
32							32
33							33
34							34
35							35
36							36
37							37
38							38
39							39
40							40

1  
2  
3  
4  
5  
6  
7  
8  
9  
10  
11  
12  
13  
14  
15  
16  
17  
18  
19  
20  
21  
22  
23  
24  
25  
26  
27  
28  
29  
30  
31  
32  
33  
34  
35  
36  
37  
38  
39  
40

1  
2  
3  
4  
5  
6  
7  
8  
9  
10  
11  
12  
13  
14  
15  
16  
17  
18  
19  
20  
21  
22  
23  
24  
25  
26  
27  
28  
29  
30  
31  
32  
33  
34  
35  
36  
37  
38  
39  
40

**BEDFORD COUNTY DEPARTMENT OF EDUCATION  
141 GENERAL PURPOSE SCHOOL FUND BUDGET  
EXPENDITURES AND OTHER USES**

ACCOUNT NO.	EXPENDITURES	Audited 2016-17	Audited 2017-18	Audited 2018-19	Amended 2019-20	Estimated 2020-21	Increases (Decreases)
1	INSTRUCTION - 71000						
2	REGULAR INSTRUCTION PROGRAM (71100)						
3							
4	116 Teachers.....	20,575,711	21,613,742	22,363,974	24,339,959	24,270,393	(69,566)
5	117 Career Ladder Program.....	95,340	91,997	81,740	82,550	73,000	(9,550)
6	119 Accountants/Bookkeepers.....	-	-	-	-	-	-
7	127 Career Ladder Extended Contracts.....	5,687	-	-	-	-	-
8	128 Homebound Teachers.....	17,057	34,114	34,114	49,282	46,424	(2,858)
9	140 Salary Supplements.....	19,330	31,879	60,345	6,454	-	(6,454)
10	162 Clerical Personnel.....	64,531	69,508	72,327	75,745	77,018	1,273
11	163 Educational Assistants.....	919,863	984,935	1,040,376	1,136,727	1,162,714	25,987
12	189 Other Salaries & Wages.....	65,375	67,271	68,681	119,137	125,177	6,040
13	195 Substitute Teachers.....	84,321	550	69,774	-	-	-
14	201 Social Security.....	1,270,733	1,309,070	1,381,198	1,598,828	1,596,793	(2,035)
15	204 Pensions.....	1,905,161	2,001,299	2,155,102	2,617,147	2,611,913	(5,234)
16	206 Life Insurance.....	11,371	17,516	18,038	8,770	8,770	-
17	207 Medical Insurance.....	3,137,421	3,318,941	3,964,575	4,376,068	4,449,642	73,574
18	208 Dental Insurance.....	-	-	-	-	-	-
19	210 Unemployment Compensation.....	25,797	8,650	16,593	39,000	39,000	-
20	212 Employer Medicare.....	300,131	309,590	326,737	373,921	373,444	(477)
21	299 Other Fringe Benefits.....	-	-	-	-	-	-
22	336 Maintenance & Repair Services - Equipment.....	11,303	8,624	6,979	23,254	14,335	(8,918)
23	355 Travel.....	5,085	9,911	8,718	15,040	15,040	-
24	356 Tuition.....	337,924	425,178	419,824	473,366	466,089	(7,277)
25	429 Instructional Supplies & Materials.....	308,401	361,017	303,756	291,218	304,467	13,249
26	449 Textbooks.....	294,358	140,798	49,877	500,200	1,445,167	944,967
27	471 Software.....	-	-	76,392	181,930	181,930	-
28	499 Other Supplies & Materials.....	3,040	1,801	1,866	4,782	4,000	(782)
29	524 In-Service Staff Development.....	3,957	10,318	27,858	-	33,000	33,000
30	599 Other Charges.....	107,098	105,652	397,716	9,475	4,680	(4,795)
31	709 Data Processing Equipment.....	-	-	-	98,900	98,900	-
32	718 Motor Vehicles.....	-	-	-	-	-	-
33	722 Regular Instruction Equipment.....	114,857	139,521	1,013,342	595,514	568,189	(27,325)
34	799 Other Capital Outlay.....	-	-	-	-	35,000	35,000
35							
36	TOTAL EXPEND. FOR REGULAR INSTR. PROGRAM	29,683,852	31,061,882	33,961,902	37,017,267	37,970,086	952,819
37							
38							
39							
40							

1	
2	
3	
4	Inc Sal Index + 20K Deg & Ret.. Changes + 10k att bonus + 32K Diff Pay + 3k PRAXIS
5	Per Prior year Actual Amounts
6	
7	
8	
9	
10	Salary Index Rollover
11	Salary Index Rollover
12	
13	Reclassified to Other Contracted Services
14	Increase in Fixed Costs
15	Increase in Fixed Costs
16	
17	
18	
19	
20	Increase in Fixed Costs
21	
21	See School Allocations
22	\$18,000 Homebound + \$ 4,500 less 7,460 reduction
23	
24	Substitutes + \$30,000 Homebound
25	See School Allocations
26	\$289,167 Moved from Technology 72250-709 + \$656,000 unused Cap Outlay 2019-20
27	Student Laptops and software
28	
29	
30	PreK \$1,680 + Praxis \$3,000
31	Instructional Software
32	
33	School Allocations + 130,000 +325,000
34	Dr. Ed. Car
35	
36	
37	
38	
39	
40	

**BEDFORD COUNTY DEPARTMENT OF EDUCATION  
141 GENERAL PURPOSE SCHOOL FUND BUDGET  
EXPENDITURES AND OTHER USES**

ACCOUNT NO.	EXPENDITURES	Audited 2016-17	Audited 2017-18	Audited 2018-19	Amended 2019-20	Estimated 2020-21	Increase (Decreases)
1	INSTRUCTION - 71000						
2	ALTERNATIVE INSTRUCTION PROGRAM (71150)						
3	116 Teachers	270,340	316,661	409,429	354,661	448,019	93,358
4	117 Career Ladder Program	-	-	-	1,000	1,000	-
5	127 Career Ladder Extended Contracts	-	-	-	-	-	-
6	130 Social Workers	93,123	96,699	100,898	18,723	19,291	568
7	162 Clerical Personnel	16,904	18,274	19,190	49,282	50,089	807
8	163 Educational Assistants	15,120	16,030	27,871	2,902	2,963	61
9	189 Other Salaries & Wages	1,730	2,131	1,632	-	-	-
10	195 Certified Substitute Teachers	-	-	-	-	-	-
11	198 Non-certified Substitute Teachers	-	-	-	-	-	-
12	201 Social Security	23,289	26,084	33,001	26,447	32,324	5,877
13	204 Pensions	33,363	37,697	51,540	40,182	50,187	10,005
14	206 Life Insurance	-	-	-	-	-	-
15	207 Medical Insurance	43,558	52,608	78,404	56,701	78,264	21,563
16	208 Dental Insurance	-	-	-	-	-	-
17	210 Unemployment Compensation	-	-	-	-	-	-
18	212 Employer Medicare	5,447	6,100	7,718	6,185	7,560	1,375
19	299 Other Fringe Benefits	-	-	-	-	-	-
20	311 Contracts with Other School Systems	-	-	-	-	-	-
21	330 Operating Lease Payments	-	-	-	-	-	-
22	336 Maintenance & Repair Services - Equipment	-	-	-	650	250	(400)
23	356 Tuition	-	-	-	-	-	-
24	369 Contracts for Substitute Teachers -Certified	-	-	-	-	-	-
25	370 Contracts for Substitute Teachers Non-certified	-	-	-	-	-	-
26	399 Other Contracted Services	-	-	1,543	-	-	-
27	429 Instructional Supplies & Materials	-	-	-	3,500	8,100	4,600
28	449 Textbooks	-	-	-	-	-	-
29	499 Other Supplies & Materials	-	-	-	1,000	1,000	-
30	535 Fee Waivers	-	-	-	-	-	-
31	599 Other Charges	-	-	-	1,000	1,000	-
32	722 Regular Instruction Equipment	-	-	-	1,400	1,800	400
33							
34							
35	TOTAL ALTERNATIVE INSTRUCTION PROGRAM	502,874	572,284	731,226	563,633	701,847	138,214
36							
37							
38							
39							
40							

1	
2	
3	Salary Index Rollover
4	
5	
6	Reclassified to 72130-130
7	Salary Index Rollover
8	Salary Index Rollover
9	
10	
11	
12	Increase in Fixed Costs
13	Increase in Fixed Costs
14	
15	
16	
17	
18	Increase in Fixed Costs
19	
20	
21	
22	School Allocations
23	
24	
25	
26	
27	School Allocations
28	
29	School Allocations
30	
31	School Allocations
32	School Allocations
33	
34	
35	
36	
37	
38	
39	
40	

**BEDFORD COUNTY DEPARTMENT OF EDUCATION  
141 GENERAL PURPOSE SCHOOL FUND BUDGET  
EXPENDITURES AND OTHER USES**

ACCOUNT NO.	EXPENDITURES	Audited 2016-17	Audited 2017-18	Audited 2018-19	Amended 2019-20	Estimated 2020-21	Increases (Decreases)
1	INSTRUCTION - 71000						
2	SPECIAL EDUCATION PROGRAM (71200)						
3							
4	116 Teachers.....	2,059,004	2,127,715	2,209,145	2,302,785	2,338,205	35,420
5	117 Career Ladder Program.....	9,999	8,999	8,999	9,000	8,000	(1,000)
6	127 Career Ladder Extended Contracts.....	-	-	-	-	-	-
7	128 Homebound Teachers.....	-	-	-	-	-	-
8	140 Salary Supplements.....	-	-	-	-	-	-
9	162 Clerical Personnel.....	-	-	-	-	-	-
10	163 Educational Assistants.....	138,873	156,377	161,271	172,954	173,875	921
11	171 Speech Pathologist.....	-	-	-	-	-	-
12	189 Other Salaries & Wages.....	2,104	3,225	3,192	6,427	6,762	335
13	195 Substitute Teachers.....	9,990	-	-	-	-	-
15	201 Social Security.....	130,744	134,247	139,417	152,925	156,664	3,739
16	204 Pensions.....	192,217	198,959	213,750	248,595	255,074	6,479
17	206 Life Insurance.....	1,018	-	-	1,018	2,000	982
18	207 Medical Insurance.....	291,688	289,784	374,954	388,438	430,516	42,078
19	208 Dental Insurance.....	-	-	-	-	-	-
20	210 Unemployment Compensation.....	15	705	1,830	15,000	15,000	-
21	212 Employer Medicare.....	30,589	31,397	33,037	35,922	36,639	717
22	217 Retirement- Hybrid Stabilization.....	-	-	-	-	11,700	11,700
23	299 Other Fringe Benefits.....	-	-	-	-	-	-
24	310 Contracts W/Other Public Agencies.....	-	-	-	-	25,000	25,000
25	311 Contracts W/Other School Systems.....	-	-	21,870	25,000	25,000	-
14	312 Contracts W/Private Agencies.....	-	-	11,930	35,000	15,000	(20,000)
26	369 Contracts for Substitute Teachers - Certified.....	-	-	67,409	55,000	65,000	10,000
27	336 Maintenance & Repair Services - Equipment.....	-	-	-	-	-	-
28	356 Tuition.....	-	-	-	-	-	-
29	399 Other Contracted Services.....	75,800	156,596	1,137	-	-	-
30	429 Instructional Supplies & Materials.....	29,664	34,031	62,954	73,000	5,000	(68,000)
31	449 Textbooks.....	-	-	-	-	166,000	166,000
32	499 Other Supplies & Materials.....	-	-	-	-	-	-
33	524 In Service/Staff Development.....	-	-	-	-	-	-
34	599 Other Charges.....	-	-	-	-	-	-
35	722 Regular Instruction Equipment.....	-	-	-	-	-	-
36	725 Special Education Equipment.....	52,252	39,971	42,249	40,000	40,000	-
37							
38	TOTAL EXPEND. FOR SPECIAL EDUC. PROGRAM	3,023,957	3,182,006	3,353,144	3,561,064	3,775,436	214,372
39							
40							

1	
2	
3	
4	Salary Index Rollover
5	Per Prior year Actual Amounts
6	
7	
8	
9	
10	Salary Index Rollover
11	
12	
13	
15	Increase in Fixed Costs
16	Increase in Fixed Costs
17	
18	
19	
20	
21	Increase in Fixed Costs
22	
23	
24	
25	
14	
26	
27	
28	
29	
30	
31	
32	
33	
34	
35	
36	
37	
38	
39	
40	

**BEDFORD COUNTY DEPARTMENT OF EDUCATION  
141 GENERAL PURPOSE SCHOOL FUND BUDGET  
EXPENDITURES AND OTHER USES**

ACCOUNT NO.	EXPENDITURES	Audited 2016-17	Audited 2017-18	Audited 2018-19	Amended 2019-20	Estimated 2020-21	Increases (Decreases)
1	INSTRUCTION - 71000						
2	CAREER AND TECHNICAL EDUCATION PROGRAM (71300)						
3							
4	116 Teachers.....	885,579	914,544	971,356	1,076,128	1,144,366	68,238
5	117 Career Ladder Program.....	3,600	3,000	3,000	3,000	3,000	-
6	127 Career Ladder Extended Contracts.....	-	-	-	-	-	-
7	162 Clerical Personnel.....	-	-	-	-	-	-
8	163 Educational Assistants.....	-	-	-	-	-	-
9	189 Other Salaries & Wages.....	-	-	-	-	-	-
10	195 Substitute Teachers.....	4,810	-	-	-	9,100	9,100
11	201 Social Security.....	51,958	54,411	58,190	67,470	71,701	4,231
12	204 Pensions.....	75,750	81,980	93,501	112,877	120,014	7,137
13	206 Life Insurance.....	342	-	-	342	342	-
14	207 Medical Insurance.....	88,403	105,714	136,336	152,468	166,328	13,860
15	208 Dental Insurance.....	-	-	-	-	-	-
16	210 Unemployment Compensation.....	-	-	-	2,000	2,000	-
17	212 Employer Medicare.....	12,668	12,725	13,609	15,779	16,769	990
18	299 Other Fringe Benefits.....	-	-	-	-	-	-
19	311 Contracts W/Other School Systems.....	-	-	-	-	-	-
20	336 Maintenance & Repair Services - Equipment.....	1,998	1,993	1,487	2,000	2,000	-
21	355 Travel.....	-	-	-	-	-	-
22	399 Other Contracted Services.....	12,373	20,320	19,515	10,212	-	(10,212)
23	429 Instructional Supplies & Materials.....	10,663	12,345	12,236	14,200	11,000	(3,200)
24	449 Textbooks.....	-	-	-	-	-	-
25	499 Other Supplies & Materials.....	-	-	-	-	-	-
26	599 Other Charges.....	-	126	-	-	-	-
27	730 Vocational Instruction Equipment.....	4,950	163,609	3,981	3,000	5,000	2,000
28							
29							
30	TOTAL EXPEND. FOR CAREER AND TECH. ED. PROGRAM	1,153,094	1,370,767	1,313,211	1,459,476	1,551,620	92,144
31							
32	TOTAL INSTRUCTIONAL EXPENDITURES	34,363,777	36,186,939	39,359,483	42,601,440	43,998,988	1,397,548
33							
34							
35							
36							
37							
38							
39							
40							

1	
2	
3	
4	Salary Index Rollover
5	Per Prior year Actual Amounts
6	
7	
8	
9	
10	
11	Increase in Fixed Costs
12	Increase in Fixed Costs
13	
14	
15	
16	
17	Increase in Fixed Costs
18	
19	
20	
21	
22	
23	
24	
25	
26	
27	
28	
29	
30	
31	
32	
33	
34	
35	
36	
37	
38	
39	
40	

**BEDFORD COUNTY DEPARTMENT OF EDUCATION  
141 GENERAL PURPOSE SCHOOL FUND BUDGET  
EXPENDITURES AND OTHER USES**

ACCOUNT NO.	EXPENDITURES	Audited 2016-17	Audited 2017-18	Audited 2018-19	Amended 2019-20	Estimated 2020-21	Increases (Decreases)
1	SUPPORT SERVICES - 72000						
2	STUDENTS (72100)						
3	ATTENDANCE (72110)						
4							
5	105 Supervisor/Director.....	76,944	78,962	81,291	83,291	83,292	1
6	117 Career Ladder Program.....	-	1,000	1,000	1,000	1,000	-
7	127 Career Ladder Extended Contracts.....	-	-	-	-	-	-
8	130 Social Workers.....	-	-	-	-	-	-
9	162 Clerical Personnel.....	-	-	-	-	-	-
10	189 Other Salaries & Wages.....	-	-	-	-	-	-
11	201 Social Security.....	4,771	4,958	5,028	5,226	5,226	0
12	204 Pensions.....	6,956	7,260	8,608	8,817	8,817	(0)
13	206 Life Insurance.....	-	-	-	19	19	-
14	207 Medical Insurance.....	-	-	6,141	10,527	10,527	(0)
15	208 Dental Insurance.....	-	-	-	-	-	-
16	210 Unemployment Compensation.....	-	-	-	-	-	-
17	212 Employer Medicare.....	1,116	1,159	1,176	1,222	1,222	0
18	299 Other Fringe Benefits.....	-	-	-	-	-	-
19	336 Maintenance & Repair Services - Equipment.....	-	-	-	-	-	-
20	355 Travel.....	-	400	300	450	450	-
21	399 Other Contracted Services.....	-	-	-	-	-	-
22	499 Other Supplies & Materials.....	3,172	5,474	2,432	15,468	6,162	(9,306)
23	524 In-service Staff Development.....	-	-	-	900	-	(900)
24	599 Other Charges.....	333	-	350	350	350	-
25	704 Attendance Equipment.....	36	29	287	350	350	-
26							
27	TOTAL EXPENDITURES FOR ATTENDANCE	93,328	99,242	106,613	127,620	117,415	(10,205)
28							
29							
30							
31							
32							
33							
34							
35							
36							
37							
38							
39							
40							

1	
2	
3	
4	
5	Salary Index Rollover
6	
7	
8	
9	
10	
11	Increase in Fixed Costs
12	Increase in Fixed Costs
13	
14	
15	
16	
17	Increase in Fixed Costs
18	
19	
20	
21	
22	
23	
24	
25	
26	
27	
28	
29	
30	
31	
32	
33	
34	
35	
36	
37	
38	
39	
40	

**BEDFORD COUNTY DEPARTMENT OF EDUCATION  
141 GENERAL PURPOSE SCHOOL FUND BUDGET  
EXPENDITURES AND OTHER USES**

ACCOUNT NO.	EXPENDITURES	Audited 2016-17	Audited 2017-18	Audited 2018-19	Amended 2019-20	Estimated 2020-21	Increases (Decreases)
1	SUPPORT SERVICES - 72000						
2	STUDENTS (72100)						
3	HEALTH SERVICES (72120)						
4							
5	131 Medical Personnel.....	278,965	305,745	298,202	340,320	335,208	(5,112)
6	189 Other Salaries & Wages.....	40,417	44,164	44,391	41,858	41,990	132
7	195 Substitute Teachers.....	218	-	192	600	192	(408)
8	201 Social Security.....	18,633	20,097	20,030	25,185	24,874	(311)
9	204 Pensions.....	15,280	13,821	12,848	18,077	17,848	(229)
10	206 Life Insurance.....	74	-	-	74	74	-
11	207 Medical Insurance.....	65,228	67,402	97,238	100,884	100,822	(62)
12	208 Dental Insurance.....	-	-	-	-	-	-
13	210 Unemployment Compensation.....	-	3,200	-	2,400	2,400	-
14	212 Employer Medicare.....	4,358	4,700	4,684	5,953	5,796	(157)
15	299 Other Fringe Benefits.....	-	-	-	-	-	-
16	336 Maintenance & Repair Services - Equipment.....	-	-	-	-	-	-
17	355 Travel.....	3,341	4,612	4,692	11,050	11,300	250
18	399 Other Contracted Services.....	-	-	-	4,500	4,500	-
19	413 Drugs & Medical Supplies.....	5,095	6,330	7,497	7,500	7,500	-
20	499 Other Supplies & Materials.....	54,706	44,096	49,827	47,020	47,320	300
21	524 In-service Staff Development.....	6,693	6,413	11,794	14,000	15,275	1,275
22	599 Other Charges.....	268	350	-	1,650	1,650	-
23	735 Health Equipment.....	1,432	2,218	1,333	2,250	2,250	-
24							
25	TOTAL EXPENDITURES FOR HEALTH SERVICES	494,708	523,148	552,728	623,321	619,001	(4,320)
26							
27							
28							
29							
30							
31							
32							
33							
34							
35							
36							
37							
38							
39							
40							

1	
2	
3	
4	
5	Salary Index Rollover
6	\$25,230 CSH
7	\$192 CSH
8	1,490 CSH
9	1,069 CSH
10	
11	\$6,444 CSH
12	
13	
14	348 CSH
15	
16	
17	800 CSH
18	
19	
20	33,152 CSH
21	13,275 CSH
22	
23	
24	
25	
26	
27	
28	
29	
30	
31	
32	
33	
34	
35	
36	
37	
38	
39	
40	

**BEDFORD COUNTY DEPARTMENT OF EDUCATION  
141 GENERAL PURPOSE SCHOOL FUND BUDGET  
EXPENDITURES AND OTHER USES**

ACCOUNT NO.	EXPENDITURES	Audited 2016-17	Audited 2017-18	Audited 2018-19	Amended 2019-20	Estimated 2020-21	Increases (Decreases)
1	SUPPORT SERVICES - 72000						
2	STUDENTS (72100)						
3	OTHER STUDENT SUPPORT (72130)						
4							
5	105 Director .....	38,545	-	-	-	-	-
6	117 Career Ladder Program .....	5,999	3,041	3,000	4,000	4,000	-
7	123 Guidance Personnel .....	766,065	861,863	907,720	1,027,090	989,587	(37,503)
8	124 Psychological Personnel .....	-	-	-	-	-	-
9	127 Career Ladder - Extended Contracts .....	-	-	-	-	-	-
10	130 Social Workers .....	-	-	-	103,417	105,048	1,631
11	135 Assessment Personnel .....	-	-	-	-	-	-
12	161 Secretary(s) .....	-	-	-	-	-	-
13	162 Clerical Personnel .....	-	-	-	-	-	-
14	164 Attendants .....	-	-	-	-	-	-
15	189 Other Salaries & Wages .....	74,623	77,113	79,523	81,947	84,594	2,647
16	201 Social Security .....	49,019	54,709	58,305	75,420	73,360	(2,060)
17	204 Pensions .....	77,441	85,032	92,935	122,492	112,368	(10,124)
18	206 Life Insurance .....	315	-	-	315	315	-
19	207 Medical Insurance .....	104,307	121,718	156,349	136,778	131,877	(4,901)
20	208 Dental Insurance .....	-	-	-	-	-	-
21	210 Unemployment Compensation .....	-	-	-	-	-	-
22	212 Employer Medicare .....	12,156	12,855	13,769	17,639	17,157	(482)
23	299 Other Fringe Benefits .....	-	-	-	-	-	-
24	322 Evaluation & Testing .....	95,905	113,280	123,488	181,500	181,500	-
25	336 Maintenance & Repair Services - Equipment .....	-	-	-	-	5,400	5,400
26	355 Travel .....	210	-	-	-	-	-
27	399 Other Contracted Services .....	-	-	136	-	18,616	18,616
28	429 Instructional Supplies and Materials .....	-	-	-	-	14,500	14,500
29	499 Other Supplies & Materials .....	-	-	1,246	-	2,000	2,000
30	524 In-Service/Staff Development .....	-	-	-	30,000	-	(30,000)
31	599 Other Charges .....	-	-	4,583	-	43,655	43,655
32	722 Regular Instruction Equipment .....	-	-	-	-	29,000	29,000
33	790 Other Equipment .....	-	-	-	223,337	-	(223,337)
34							
35	TOTAL EXPEND. FOR OTHER STUDENT SUPPORT	1,224,585	1,329,611	1,441,054	2,003,935	1,812,978	(190,957)
36							
37							
38	TOTAL STUDENT SUPPORT	1,812,621	1,952,001	2,100,395	2,754,876	2,549,393	(205,483)
39							
40							

1	
2	
3	
4	
5	
6	Per Prior year Actual Amounts
7	Salary Index Rollover
8	
9	
10	Reclassified from 71150-130
11	
12	
13	
14	
15	
16	Increase in Fixed Costs
17	Increase in Fixed Costs
18	
19	
20	
21	
22	Increase in Fixed Costs
23	
24	\$55,000 + \$40,000 RT12 + \$64,000 State + Additional \$10,000 ACT + \$12,500 AP Tests
25	School Allocations
26	
27	School Allocations
28	School Allocations
29	School Allocations
30	
31	School Allocations
32	School Allocations
33	
34	
35	
36	
37	
38	
39	
40	

**BEDFORD COUNTY DEPARTMENT OF EDUCATION  
141 GENERAL PURPOSE SCHOOL FUND BUDGET  
EXPENDITURES AND OTHER USES**

ACCOUNT NO.	EXPENDITURES	Audited 2016-17	Audited 2017-18	Audited 2018-19	Amended 2019-20	Estimated 2020-21	Increase (Decreases)
1	SUPPORT SERVICES - 72000						1
2	INSTRUCTIONAL STAFF (72200)						2
3	REGULAR INSTRUCTION PROGRAM (72210)						3
4							4
5	105 Supervisor/Director.....	232,397	301,796	314,391	323,516	337,054	13,538
6	117 Career Ladder Program .....	12,749	11,250	8,000	8,000	5,000	(3,000)
7	126 Career Ladder Evaluators .....	-	-	-	-	-	-
8	127 Career Ladder Extended Contracts .....	-	-	-	-	-	-
9	129 Librarian(s) .....	697,107	726,427	750,064	768,072	807,526	39,454
10	132 Material Supervisor(s) .....	-	-	-	-	-	-
11	136 Audiovisual Personnel .....	-	-	-	-	-	-
12	137 Education Media Personnel .....	-	-	-	-	-	-
13	140 Salary Supplements .....	-	-	240	-	-	-
14	161 Secretary(s) .....	44,361	47,672	50,235	52,371	52,918	547
15	162 Clerical Personnel .....	-	-	-	-	-	-
16	163 Educational Assistants .....	-	-	-	-	-	-
17	189 Other Salaries & Wages .....	1,272	5,161	2,310	2,619	1,343	(1,276)
18	195 Substitute Teachers .....	-	-	-	-	-	-
19	196 In-Service Training .....	-	-	-	-	-	-
20	201 Social Security .....	58,727	63,786	67,294	71,584	74,638	3,054
21	204 Pensions .....	87,307	96,883	112,741	117,464	122,661	5,197
22	206 Life Insurance .....	74	-	-	74	74	-
23	207 Medical Insurance .....	94,142	120,990	151,590	128,829	138,191	9,362
24	208 Dental Insurance .....	-	-	-	-	-	-
25	210 Unemployment Compensation .....	-	-	-	-	-	-
26	212 Employer Medicare .....	13,735	14,918	15,738	16,741	17,456	715
27	299 Other Fringe Benefits .....	-	-	-	-	-	-
28	308 Consultants .....	-	-	-	-	-	-
29	336 Maintenance & Repair Services - Equipment .....	-	-	-	5,400	5,400	-
30	355 Travel .....	7,166	2,627	2,305	8,500	8,500	-
31	399 Other Contracted Services .....	278,158	237,764	150,635	38,616	18,616	(20,000)
32	429 Instructional Supplies .....	-	-	-	7,200	14,500	7,300
33	432 Library Books/Media .....	30,909	29,996	30,158	31,672	31,673	1
34	457 In-Service/Staff Development .....	-	-	4,943	-	-	-
35	499 Other Supplies & Materials .....	23,810	66,035	-	27,400	2,000	(25,400)
36	524 In-Service/Staff Development .....	4,007	5,575	-	38,416	3,000	(35,416)
37	599 Other Charges .....	-	-	8,364	48,655	43,655	(5,000)
38	790 Other Equipment .....	-	-	596	44,951	59,000	14,049
39							39
40	TOTAL EXPENDITURES FOR REGULAR INST. PROG.	1,585,921	1,730,880	1,669,604	1,740,080	1,744,204	4,124

1	
2	
3	
4	
5	Salary Index Rollover
6	
7	
8	
0	Salary Index Rollover
1	
2	
3	
4	
5	Salary Index Rollover
6	
7	
8	
18	
19	
20	Increase in Fixed Costs
21	Increase in Fixed Costs
22	
23	
24	
25	
26	Increase in Fixed Costs
27	
28	
29	
30	
31	
32	See School Allocations
33	
34	
35	See School Allocations
36	
37	See School Allocations
38	See School Allocations
39	
40	

**BEDFORD COUNTY DEPARTMENT OF EDUCATION  
141 GENERAL PURPOSE SCHOOL FUND BUDGET  
EXPENDITURES AND OTHER USES**

ACCOUNT NO.	EXPENDITURES	Audited 2016-17	Audited 2017-18	Audited 2018-19	Amended 2019-20	Estimated 2020-21	Increases (Decreases)
1	SUPPORT SERVICES - 72000						
2	INSTRUCTIONAL STAFF (72200)						
3	SPECIAL EDUCATION PROGRAM (72220)						
4							
5	105 Supervisor/Director.....	82,760	76,364	78,621	80,559	80,565	6
6	117 Career Ladder Program.....	1,000	-	585	1,000	1,000	-
7	124 Psychological Personnel.....	166,280	172,791	154,788	180,719	181,472	753
8	126 Career Ladder Evaluators.....	-	-	-	-	-	-
9	127 Career Ladder Extended Contracts.....	-	-	-	-	-	-
10	135 Assessment Personnel.....	-	-	-	-	-	-
11	161 Secretary(s).....	22,436	24,680	25,663	25,930	26,857	927
12	162 Clerical Personnel.....	-	-	-	-	-	-
13	189 Other Salaries & Wages.....	1,032	1,040	1,180	2,000	2,000	-
14	196 In-Service Training.....	16,109	15,822	15,063	17,809	18,097	288
15	201 Social Security.....	26,198	26,106	25,618	28,487	28,798	311
16	204 Pensions.....	74	-	-	150	150	-
17	206 Life Insurance.....	32,462	37,306	46,004	47,611	40,038	(7,573)
18	207 Medical Insurance.....	-	-	-	-	-	-
19	208 Dental Insurance.....	-	-	-	-	-	-
20	210 Unemployment Compensation.....	3,768	3,700	3,523	4,168	4,232	64
21	212 Employer Medicare.....	-	-	-	2,000	-	(2,000)
22	217 Retirement- Hybrid Stabilization.....	-	-	-	-	-	-
23	299 Other Fringe Benefits.....	-	-	-	-	-	-
24	308 Consultants.....	-	-	-	-	-	-
25	336 Maintenance & Repair Services - Equipment.....	-	-	1,086	2,000	2,500	500
26	348 Postal Charges.....	-	-	-	1,000	500	(500)
27	355 Travel.....	4,434	4,070	3,654	6,000	7,000	1,000
28	399 Other Contracted Services.....	59,400	28,024	42,421	40,000	40,000	-
29	457 In-Service/Staff Development.....	-	-	-	-	-	-
30	499 Other Supplies & Materials.....	3,172	1,787	4,897	8,000	10,000	2,000
31	524 In-Service/Staff Development.....	13,461	3,100	2,873	4,000	4,000	-
32	599 Other Charges.....	-	-	-	-	-	-
33	790 Other Equipment.....	2,703	474	2,990	3,000	4,000	1,000
34							
35	TOTAL EXPEND. FOR SPECIAL EDUCATION PROG.	435,289	395,264	408,966	454,433	451,209	(3,224)
36							
37							
38							
39							
40							

1	
2	
3	
4	
5	Salary Index Rollover
6	
7	Salary Index Rollover
8	
9	
10	
11	Salary Index Rollover
12	
13	
14	
15	Increase in Fixed Costs
16	Increase in Fixed Costs
17	
18	
19	
20	
21	Increase in Fixed Costs
22	
23	
24	
25	
26	CMG 13,960
27	
28	
29	
30	
31	
32	
33	
34	
35	
36	
37	
38	
39	
40	

**BEDFORD COUNTY DEPARTMENT OF EDUCATION  
141 GENERAL PURPOSE SCHOOL FUND BUDGET  
EXPENDITURES AND OTHER USES**

ACCOUNT NO.	EXPENDITURES	Audited 2016-17	Audited 2017-18	Audited 2018-19	Amended 2019-20	Estimated 2020-21	Increases (Decreases)
1	SUPPORT SERVICES - 72000						
2	INSTRUCTIONAL STAFF (72200)						
3	CAREER AND TECHNICAL EDUCATION (72230)						
4							
5	105 Supervisor/Director .....						
6	117 Career Ladder Program .....						
7	126 Career Ladder Evaluators .....						
8	127 Career Ladder Extended Contracts .....						
9	161 Secretary(s) .....	15,386	16,501	17,359	18,174	18,556	382
10	162 Clerical Personnel .....						
11	189 Other Salaries & Wages .....	385	412	347	818	835	17
12	196 In-Service Training .....						
13	201 Social Security .....	955	981	1,078	1,177	1,202	25
14	204 Pensions .....	806	734	773	845	863	18
15	206 Life Insurance .....	19			19	19	
16	207 Medical Insurance .....	5,071	5,112	6,392	6,444	6,444	
17	208 Dental Insurance .....						
18	210 Unemployment Compensation .....						
19	212 Employer Medicare .....	223	229	252	275	281	6
20	299 Other Fringe Benefits .....						
21	308 Consultants .....						
22	336 Maintenance & Repair Services - Equipment .....						
23	355 Travel .....	1,926	1,907	1,921	800	2,000	1,200
24	399 Other Contracted Services .....						
25	499 Other Supplies & Materials .....						
26	524 In-Service/Staff Development .....						
27	599 Other Charges .....						
28	790 Other Equipment .....						
29							
30	TOTAL EXPENDITURES FOR CAREER AND TECH. EDUC.	24,771	25,876	28,122	28,552	30,201	1,649
31							
32							
33							
34							
35							
36							
37							
38							
39							
40							

1	
2	
3	
4	
5	
6	
7	
8	
9	Salary Index Rollover
10	
11	
12	
13	Increase in Fixed Costs
14	Increase in Fixed Costs
15	
16	
17	
18	
19	Increase in Fixed Costs
20	
21	
22	
23	
24	
25	
26	
27	
28	
29	
30	
31	
32	
33	
34	
35	
36	
37	
38	
39	
40	

**BEDFORD COUNTY DEPARTMENT OF EDUCATION  
141 GENERAL PURPOSE SCHOOL FUND BUDGET  
EXPENDITURES AND OTHER USES**

ACCOUNT NO.	EXPENDITURES	Audited 2016-17	Audited 2017-18	Audited 2018-19	Amended 2019-20	Estimated 2020-21	Increases (Decreases)
1	SUPPORT SERVICES - 72000						1
2	TECHNOLOGY (72250)						2
3							3
4	105 Supervisor/Director	63,937	67,230	70,572	72,893	73,507	614
5	120 Computer Programmer	-	-	-	-	-	-
6	121 Data Processing Personnel	156,795	166,102	211,408	288,721	309,883	21,162
7	117 Career Ladder Program	-	-	-	-	-	-
8	162 Clerical Personnel	-	-	-	-	-	-
9	189 Other Salaries & Wages	4,839	6,397	6,461	3,714	4,370	656
10	201 Social Security	13,707	14,491	17,499	22,650	24,041	1,391
11	204 Pensions	12,326	13,303	15,992	37,990	40,297	2,307
12	206 Life Insurance	-	-	-	-	-	-
13	207 Medical Insurance	19,411	18,744	27,661	54,995	54,995	0
14	208 Dental Insurance	-	-	-	-	-	-
15	210 Unemployment Compensation	-	-	-	-	-	-
16	212 Employer Medicare	3,206	3,389	4,093	5,297	5,623	326
17	307 Communication	-	-	-	-	-	-
18	308 Consultants	-	-	-	-	-	-
19	317 Data Processing Services	-	-	-	-	-	-
20	336 Maintenance & Repair Service Equipment	24,268	25,990	39,343	54,860	64,860	10,000
21	350 Internet Connectivity	126,933	238,486	192,014	259,007	312,313	53,306
22	355 Travel	5,972	6,114	6,088	12,500	10,000	(2,500)
23	399 Other Contracted Services	-	10,108	-	-	-	-
24	435 Office Supplies	45,000	44,548	7,393	30,000	30,000	-
25	470 Cabling	226,001	222,027	283,783	290,257	284,124	(6,133)
26	471 Software	1,909	6,200	5,895	2,000	16,000	14,000
27	499 Other Supplies & Materials	10,636	6,598	10,087	12,000	19,000	7,000
28	524 In Service/Staff Development	6,798	15,787	8,637	7,000	1,000	(6,000)
29	599 Other Charges	308,552	317,235	828,353	325,000	-	(325,000)
30	709 Data Processing Equipment	-	-	-	-	-	-
31							31
32	TOT EXP TECHNOLOGY	1,030,290	1,182,749	1,735,279	1,478,884	1,250,013	(228,871)
33							33
34							34
35	OTHER PROGRAMS (72290)						35
36	On-Behalf Payments to OPEB	135,424	135,424	123,948	-	-	-
37							37
38	TOTAL EXPENDITURES FOR OTHER PROGRAMS	135,424	135,424	123,948	-	-	-
39							39
40	TOTAL EXPENDITURES FOR INSTRUCTIONAL STAFF	3,211,695	3,470,193	3,965,919	3,701,949	3,475,627	(226,322)

1	
2	
3	
4	Salary Index Rollover
5	
6	Salary Index Rollover
7	
8	
9	
10	Increase in Fixed Costs
11	Increase in Fixed Costs
12	
13	
14	
15	
16	Increase in Fixed Costs
17	
18	
19	
20	
21	
22	
23	
24	
25	
26	
27	
28	
29	
30	Rclass of \$289,167 to Textbooks 71100-449
31	
32	
33	
34	
35	
36	
37	
38	
39	
40	

**BEDFORD COUNTY DEPARTMENT OF EDUCATION  
141 GENERAL PURPOSE SCHOOL FUND BUDGET  
EXPENDITURES AND OTHER USES**

ACCOUNT NO.	EXPENDITURES	Audited 2016-17	Audited 2017-18	Audited 2018-19	Amended 2019-20	Estimated 2020-21	Increases (Decreases)
1	SUPPORT SERVICES - 72000						1
2	GENERAL ADMINISTRATION (72300)						2
3	BOARD OF EDUCATION (72310)						3
4							4
5	118 Secretary to Board .....	37,015	41,007	50,195	52,021	52,741	720
6	189 Other Salaries & Wages.....	1,702	1,988	2,308	2,601	2,637	36
7	191 Board and Committee Member Fees .....	24,321	24,808	25,303	25,810	26,326	516
8	196 In-Service Training .....	-	-	-	-	-	-
9	201 Social Security .....	3,740	3,975	4,646	4,987	5,066	79
10	204 Pensions.....	1,940	1,825	2,234	3,579	3,636	57
11	206 Life Insurance.....	185	-	-	185	185	-
12	207 Medical Insurance .....	8,639	9,213	10,323	10,244	10,527	283
13	208 Dental Insurance.....	-	-	-	-	-	-
14	210 Unemployment Compensation .....	-	-	-	-	-	-
15	212 Employer Medicare.....	875	929	1,087	1,166	1,185	19
16	299 Other Fringe Benefits .....	-	-	-	-	-	-
17	305 Audit Services.....	19,000	19,250	20,250	32,000	32,000	-
18	316 Contributions .....	-	167,436	9,764	-	-	-
19	320 Dues & Memberships.....	22,826	20,086	16,041	22,000	27,500	5,500
20	331 Legal Services.....	27,490	22,874	55,759	50,000	50,000	-
21	355 Travel.....	17,055	19,106	20,376	19,073	18,000	(1,073)
22	399 Other Contracted Services .....	-	-	86	500	-	(500)
23	457 In-Service/Staff Development.....	-	-	-	-	-	-
24	499 Other Supplies and Materials.....	-	-	-	-	-	-
25	501 Boiler Insurance .....	13,571	13,750	14,152	14,416	14,416	-
26	503 Excess Risk Insurance .....	44,531	45,120	46,436	47,302	47,302	-
27	505 Judgments.....	763,554	-	-	-	-	-
28	506 Liability Insurance .....	47,411	42,971	44,226	45,049	45,049	-
29	508 Premium on Corporate Surety Bonds .....	-	-	-	-	-	-
30	510 Trustee Commissions .....	268,898	273,503	280,974	275,000	275,000	-
31	513 Workmen's Compensation Insurance.....	310,912	305,592	275,724	311,212	313,255	2,043
32	524 In-Service/Staff Development.....	10,264	8,510	7,791	10,060	10,060	-
33	533 Criminal Investigation of Applicant TBI.....	4,503	8,776	14,585	6,000	6,000	-
34	599 Other Charges .....	7,046	13,462	11,391	11,000	6,000	(5,000)
35							35
36	<b>TOTAL EXPEND. FOR BOARD OF EDUCATION</b>	<b>1,625,478</b>	<b>1,044,181</b>	<b>913,651</b>	<b>944,205</b>	<b>946,884</b>	<b>2,679</b>
37							37
38							38
39							39
40							40

1	
2	
3	
4	
5	Salary Index Rollover
6	Salary Index Rollover
7	Salary Index Rollover
8	
9	Increase in Fixed Costs
10	Increase in Fixed Costs
11	
12	
13	
14	
15	Increase in Fixed Costs
16	
17	Includes Adult Education Audit \$8,000
18	
19	
20	
21	
22	
23	
24	
25	
26	
27	
28	
29	
30	
31	
32	
33	
34	
35	
36	
37	
38	
39	
40	

**BEDFORD COUNTY DEPARTMENT OF EDUCATION  
141 GENERAL PURPOSE SCHOOL FUND BUDGET  
EXPENDITURES AND OTHER USES**

ACCOUNT NO.	EXPENDITURES	Audited 2016-17	Audited 2017-18	Audited 2018-19	Amended 2019-20	Estimated 2020-21	Increases (Decreases)
1	SUPPORT SERVICES - 72000						
2	GENERAL ADMINISTRATION (72300)						
3	OFFICE OF THE SUPERINTENDENT (72320)						
4							
5	101 County Official/Administrative Officer.....	111,225	112,400	113,580	113,960	113,960	-
6	103 Assistant(s).....	86,112	88,643	96,958	99,382	99,382	-
7	117 Career Ladder Program.....	-	1,000	1,000	1,000	1,000	-
8	127 Career Ladder Extended Contracts.....	-	-	-	-	-	-
9	161 Secretary(s).....	-	-	-	-	-	-
10	162 Clerical Personnel.....	28,798	30,692	32,077	33,365	33,855	490
11	189 Other Salaries & Wages.....	1,324	8,911	8,717	11,668	11,693	25
12	196 In-Service Training.....	-	-	-	250	250	-
13	201 Social Security.....	13,946	14,697	15,347	16,081	16,113	32
14	204 Pensions.....	19,349	20,302	24,190	24,424	24,447	23
15	206 Life Insurance.....	56	56	-	56	56	-
16	207 Medical Insurance.....	11,586	11,319	10,323	10,527	10,527	(0)
17	208 Dental Insurance.....	-	-	-	-	-	-
18	210 Unemployment Compensation.....	-	-	-	-	-	-
19	212 Employer Medicare.....	3,262	3,437	3,589	3,761	3,768	7
20	299 Other Fringe Benefits.....	-	-	-	-	1,937	1,937
21	307 Communication.....	46,659	48,954	57,730	49,850	49,850	-
22	316 Contributions.....	-	-	-	299,366	299,534	168
23	320 Dues & Memberships.....	5,185	3,538	3,576	2,620	2,620	-
24	336 Maintenance & Repair Services - Equipment.....	-	-	-	-	-	-
25	348 Postal Charges.....	3,697	3,082	3,439	7,500	7,500	-
26	355 Travel.....	4,203	5,680	5,043	8,000	8,000	-
27	399 Other Contracted Services.....	-	-	12,666	40,000	30,000	(10,000)
27	435 Office Supplies.....	-	-	-	27,451	27,451	-
28	499 Other Supplies and Materials.....	-	-	-	1,000	1,000	-
29	599 Other Charges.....	-	-	6,166	15,500	15,000	(500)
30	701 Administration Equipment.....	-	-	-	-	-	-
31							
32	TOTAL EXP. FOR OFFICE OF THE SUPERINTENDENT	335,402	351,655	394,401	765,761	757,943	(7,818)
33							
34	TOTAL EXPEND.FOR GENERAL ADMINISTRATION	1,960,880	1,395,836	1,308,052	1,709,966	1,704,827	(5,139)
35							
36							
37							
38							
39							
40							

1	
2	
3	
4	
5	per contract
6	
7	
8	
9	
10	
11	Superintendent Incentive Package - \$10,000
12	
13	Increase in Fixed Costs
14	Increase in Fixed Costs
15	
16	
17	
18	
19	Increase in Fixed Costs
20	
21	Adult Education Telephone & Internet \$7,425
22	Transfer for Debt Payment
23	
24	
25	
26	
27	
27	
28	
29	
30	
31	
32	
33	
34	
35	
36	
37	
38	
39	
40	

**BEDFORD COUNTY DEPARTMENT OF EDUCATION  
141 GENERAL PURPOSE SCHOOL FUND BUDGET  
EXPENDITURES AND OTHER USES**

ACCOUNT NO.	EXPENDITURES	Audited 2016-17	Audited 2017-18	Audited 2018-19	Amended 2019-20	Estimated 2020-21	Increases (Decreases)	
1	SUPPORT SERVICES - 72000							1
2	SCHOOL ADMINISTRATION (72400)							2
3	OFFICE OF THE PRINCIPAL (72410)							3
4								4
5	104 Principal(s).....	1,157,047	1,179,506	1,211,988	1,254,821	1,248,019	(6,802)	5
6	117 Career Ladder Program.....	17,145	11,999	11,999	12,000	13,000	1,000	6
7	119 Accountants/Bookkeepers.....	144,986	136,616	153,665	165,283	167,041	1,758	7
8	127 Career Ladder Extended Contracts.....	-	-	-	-	-	-	8
9	139 Assistant Principal(s).....	1,097,821	1,108,127	1,167,247	1,408,117	1,409,819	1,702	9
10	140 Salary Supplements.....	-	-	480	250	-	(250)	10
11	161 Secretary(s).....	128,000	148,262	128,867	121,846	124,301	2,455	11
12	162 Clerical Personnel.....	50,562	52,525	78,635	58,558	59,851	1,293	12
13	189 Other Salaries & Wages.....	14,613	14,137	14,850	16,463	16,730	267	13
14	196 In-Service Training.....	-	-	-	-	1,000	1,000	14
15	201 Social Security.....	153,461	155,226	163,802	188,316	188,403	87	15
16	204 Pensions.....	221,323	222,330	255,470	305,859	305,781	(78)	16
17	206 Life Insurance.....	740	-	-	740	740	-	17
18	207 Medical Insurance.....	357,918	339,898	401,198	418,932	454,319	35,387	18
19	208 Dental Insurance.....	-	-	-	-	-	-	19
20	210 Unemployment Compensation.....	-	-	-	-	-	-	20
21	212 Employer Medicare.....	35,891	36,303	38,309	44,042	44,062	20	21
22	299 Other Fringe Benefits.....	-	-	-	-	-	-	22
23	307 Communication.....	40,865	37,888	36,958	25,000	25,000	-	23
24	320 Dues & Memberships.....	-	-	2,200	-	-	-	24
25	336 Maintenance & Repair Services - Equipment.....	-	-	-	-	-	-	25
26	355 Travel.....	-	-	-	-	-	-	26
27	399 Other Contracted Services.....	-	-	-	11,100	18,124	7,024	27
28	435 Office Supplies.....	-	-	-	-	-	-	28
29	499 Other Supplies & Materials.....	21,234	26,779	31,188	18,358	15,539	(2,819)	29
30	524 In-Service/Staff Development.....	9,102	19,543	900	1,000	-	(1,000)	30
31	599 Other Charges.....	-	-	1,458	-	-	-	31
32	701 Administration Equipment.....	-	-	2,024	10,283	-	(10,283)	32
33	709 Data Processing Equipment.....	-	-	1,710	-	-	-	33
34								34
35	TOTAL EXPENDITURES FOR OFFICE OF PRINCIPAL	3,450,708	3,489,139	3,702,948	4,060,969	4,091,730	30,762	35
36								36
37								37
38								38
39								39
40								40

1		1
2		2
3		3
4		4
5	Salary Index Rollover	5
6		6
7	Salary Index Rollover	7
8		8
9	Salary Index Rollover	9
10	Salary Index Rollover	10
11	Salary Index Rollover	11
12		12
13		13
14	Increase in Fixed Costs	14
15	Increase in Fixed Costs	15
16	Increase in Fixed Costs	16
17		17
18		18
19		19
20		20
21	Increase in Fixed Costs	21
22		22
23		23
24		24
25		25
26		26
27	LG Software	27
28		28
29	See School Allocations	29
30		30
31		31
32		32
33		33
34		34
35		35
36		36
37		37
38		38
39		39
40		40

**BEDFORD COUNTY DEPARTMENT OF EDUCATION  
141 GENERAL PURPOSE SCHOOL FUND BUDGET  
EXPENDITURES AND OTHER USES**

ACCOUNT NO.	EXPENDITURES	Audited 2016-17	Audited 2017-18	Audited 2018-19	Amended 2019-20	Estimated 2020-21	Increases (Decreases)
1	SUPPORT SERVICES - 72000						1
2	BUSINESS ADMINISTRATION (72500)						2
3	HUMAN SERVICES/PERSONNEL (72520)						3
4							4
5	105 Supervisor/Director	42,331	48,010	50,773	53,075	53,075	5
6	161 Secretary(s)	-	-	-	-	-	(1)
7	162 Clerical Personnel	78,534	82,388	102,995	66,781	67,986	7
8	189 Other Salaries & Wages	2,365	3,006	4,814	3,339	3,399	8
9	196 In-Service Training	-	-	-	-	-	9
10	201 Social Security	7,013	7,786	9,315	7,638	7,717	10
11	204 Pensions	4,713	5,665	6,795	8,672	8,728	11
12	206 Life Insurance	-	-	-	-	-	12
13	207 Medical Insurance	9,479	12,685	23,292	15,119	15,119	(0)
14	208 Dental Insurance	-	-	-	-	-	14
15	210 Unemployment Compensation	-	-	-	-	-	15
16	212 Employer Medicare	1,740	1,848	2,178	1,786	1,805	16
17	299 Other Fringe Benefits	-	-	-	-	-	17
18	302 Advertising	-	-	-	-	-	18
19	307 Communication	-	-	-	-	-	19
20	317 Data Processing Services	-	2,657	2,657	105,658	109,605	20
21	320 Dues & Memberships	-	-	-	-	-	21
22	330 Operating Lease Payments	-	-	-	-	-	22
23	336 Maintenance & Repair Services - Equipment	2,670	2,420	2,420	2,420	2,000	(420)
24	348 Postal Charges	-	-	-	-	-	24
25	355 Travel	685	586	660	2,080	2,500	420
26	399 Other Contracted Services	-	-	-	-	-	26
27	411 Data Processing Supplies	-	-	-	-	-	27
28	435 Office Supplies	2,453	1,760	2,520	2,000	2,000	28
29	499 Other Supplies & Materials	-	-	-	-	-	29
30	524 In-Service/Staff Development	-	-	-	-	-	30
31	599 Other Charges	561	2,008	2,055	2,000	2,000	31
32	701 Administration Equipment	-	-	-	-	-	32
33	790 Other Equipment	-	-	-	-	-	33
34							34
35	TOTAL HUMAN SERVICES/PERSONNEL	152,544	170,819	210,474	270,568	275,933	5,365
36							36
37							37
38							38
39							39
40							40

1	
2	
3	
4	
5	Salary Index Rollover
6	
7	Salary Index Rollover
8	
9	
10	Increase in Fixed Costs
11	Increase in Fixed Costs
12	
13	
14	
15	
16	Increase in Fixed Costs
17	
18	
19	
20	\$7,500 +\$10,005 My Benefits + \$46,000 LGDPC + \$35,000 Document Management
21	
22	
23	
24	
25	
26	
27	
28	
29	
30	
31	
32	
33	
34	
35	
36	
37	
38	
39	
40	

**BEDFORD COUNTY DEPARTMENT OF EDUCATION  
141 GENERAL PURPOSE SCHOOL FUND BUDGET  
EXPENDITURES AND OTHER USES**

ACCOUNT NO.	EXPENDITURES	Audited 2016-17	Audited 2017-18	Audited 2018-19	Amended 2019-20	Estimated 2020-21	Increase (Decreases)	
1	SUPPORT SERVICES - 72000							1
2	OPERATION & MAINTENANCE OF PLANT (72600)							2
3	OPERATION OF PLANT (72610)							3
4								4
5	105 Supervisor/Director.....	53,920	57,182	58,909	59,498	62,193	2,695	5
6	140 Salary Supplements.....	10,202	8,079	8,859	4,002	-	(4,002)	6
7	160 Guards.....	-	-	-	-	-	-	7
8	161 Secretary(s).....	16,686	20,921	13,438	25,500	33,068	7,568	8
9	166 Custodial Personnel.....	1,115,680	1,151,120	1,262,967	1,436,333	1,453,682	17,349	9
10	189 Other Salaries & Wages.....	23,689	25,724	26,649	68,774	71,216	2,442	10
11	201 Social Security.....	74,280	75,769	83,245	78,244	77,968	(276)	11
12	204 Pensions.....	52,179	45,569	45,607	66,161	66,021	(140)	12
13	206 Life Insurance.....	1,036	-	-	1,036	1,036	-	13
14	207 Medical Insurance.....	208,266	204,871	276,978	267,054	328,098	61,044	14
15	208 Dental Insurance.....	-	-	-	-	-	-	15
16	210 Unemployment Compensation.....	-	3,248	3,602	-	-	-	16
17	212 Employer Medicare.....	17,372	17,720	19,468	18,302	18,234	(68)	17
18	299 Other Fringe Benefits.....	-	-	-	-	-	-	18
19	328 Janitorial Services.....	-	-	-	-	-	-	19
20	329 Laundry Service.....	-	-	-	-	-	-	20
21	336 Maintenance & Repair Services - Equipment.....	934	976	908	1,000	1,000	-	21
22	351 Rentals.....	-	-	-	-	-	-	22
23	359 Disposal Fees.....	-	-	-	-	-	-	23
24	399 Other Contracted Services.....	311,029	298,151	312,295	334,908	344,556	9,648	24
25	407 Coal.....	-	-	-	-	-	-	25
26	410 Custodial Supplies.....	162,931	189,579	202,338	251,538	259,084	7,546	26
27	415 Electricity.....	2,077,838	2,000,670	2,208,103	2,559,028	2,692,335	133,307	27
28	423 Fuel Oil.....	-	-	-	-	-	-	28
29	434 Natural Gas.....	253,726	386,665	348,772	427,770	440,603	12,833	29
30	454 Water & Sewer.....	212,811	222,157	376,352	350,000	392,000	42,000	30
31	499 Other Supplies & Materials.....	960	8,510	984	1,000	1,000	-	31
32	501 Boiler Insurance.....	-	-	-	-	-	-	32
33	502 Building & Content Insurance.....	247,253	250,523	257,833	250,523	262,639	12,116	33
34	599 Other Charges.....	11,965	16,640	16,631	17,150	17,150	-	34
35	720 Plant Operation Equipment.....	7,505	16,571	20,432	18,120	18,120	-	35
36								36
37	TOTAL EXPENDITURES FOR OPERATION OF PLANT	4,860,262	5,000,645	5,544,370	6,235,941	6,540,003	304,062	37
38								38
39								39
40								40

1	
2	
3	
4	
5	Salary Index Rollover
6	
7	
8	Salary Index Rollover
9	
10	
11	
12	
13	
14	Increase in Fixed Costs
15	
16	
17	
18	
19	
20	
21	
22	
23	
24	
25	
26	
27	Adult Education Electricity \$5,356
28	
29	
30	
31	
32	
33	
34	
35	
36	
37	
38	
39	
40	

**BEDFORD COUNTY DEPARTMENT OF EDUCATION  
141 GENERAL PURPOSE SCHOOL FUND BUDGET  
EXPENDITURES AND OTHER USES**

ACCOUNT NO.	EXPENDITURES	Audited 2016-17	Audited 2017-18	Audited 2018-19	Amended 2019-20	Estimated 2020-21	Increases (Decreases)
1	SUPPORT SERVICES - 72000						
2	OPERATION & MAINTENANCE OF PLANT (72600)						
3	MAINTENANCE OF PLANT (72620)						
4							
5	105 Supervisor/Director .....	-	-	-	-	-	-
6	140 Salary Supplements.....	-	-	75	-	-	-
7	161 Secretary(s).....	28,232	29,940	31,288	32,564	33,068	504
8	167 Maintenance Personnel .....	542,145	613,060	768,888	941,498	1,012,352	70,854
9	189 Other Salaries & Wages.....	12,226	12,966	13,369	44,784	50,925	6,141
10	201 Social Security .....	35,081	39,126	49,507	63,169	67,973	4,804
11	204 Pensions.....	26,377	21,398	29,407	43,346	46,521	3,175
12	206 Life Insurance.....	167	-	-	167	167	(1)
13	207 Medical Insurance .....	83,801	104,504	133,567	126,123	157,395	31,272
14	210 Unemployment Compensation .....	-	4,675	-	-	-	-
15	212 Employer Medicare.....	8,204	9,150	11,578	14,773	15,897	1,124
16	299 Other Fringe Benefits .....	-	-	-	-	-	-
17	307 Communication.....	-	-	-	3,212	3,212	-
18	329 Laundry Service .....	8,986	8,646	10,777	12,000	18,000	6,000
19	335 Maintenance & Repair Services - Building.....	108,203	110,449	114,696	150,456	160,045	9,589
20	336 Maintenance & Repair Services - Equipment .....	250,555	212,605	269,459	287,858	295,796	7,938
21	338 Maintenance & Repair Services - Vehicles.....	15,761	23,922	18,955	32,050	32,050	-
22	355 Travel.....	386	-	-	1,700	1,700	-
23	399 Other Contracted Services .....	111,699	120,969	116,740	161,254	166,091	4,837
24	412 Diesel Fuel .....	4,006	7,287	8,669	9,900	12,500	2,600
25	425 Gasoline.....	22,790	23,519	25,621	29,600	29,600	-
26	426 General Construction Materials.....	-	-	-	-	-	-
27	499 Other Supplies & Materials.....	232,166	256,159	279,619	287,587	283,168	(4,419)
28	599 Other Charges .....	26,797	27,577	28,680	28,950	28,950	-
29	717 Maintenance Equipment .....	37,417	108,510	111,005	109,050	114,502	5,452
30	799 Other Capital Outlay	-	-	-	-	-	-
31							
32	TOTAL EXPEND. FOR MAINTENANCE OF PLANT	1,554,999	1,734,462	2,021,900	2,380,041	2,529,911	149,870
33							
34	TOTAL EXP. FOR OPERATION & MAINT. OF PLANT	6,415,261	6,735,107	7,566,270	8,615,982	9,069,914	453,932
35							
36							
37							
38							
39							
40							

1	
2	
3	
4	
5	
6	
7	Salary Index Rollover
8	Salary Index Rollover
9	Salary Index Rollover
10	Increase in Fixed Costs
11	Increase in Fixed Costs
12	
13	
14	
15	Increase in Fixed Costs
16	
17	
18	
19	Adult Education Janitorial, Pest Control \$4,219
20	
21	
22	
23	
24	
25	
26	
27	
28	
29	
30	
31	
32	
33	
34	
35	
36	
37	
38	
39	
40	

**BEDFORD COUNTY DEPARTMENT OF EDUCATION  
141 GENERAL PURPOSE SCHOOL FUND BUDGET  
EXPENDITURES AND OTHER USES**

ACCOUNT NO.	EXPENDITURES	Audited 2016-17	Audited 2017-18	Audited 2018-19	Amended 2019-20	Estimated 2020-21	Increases (Decreases)
1	SUPPORT SERVICES - 72000						
2	STUDENT TRANSPORTATION (72700)						
3	TRANSPORTATION (72710)						
4							
5	105 Supervisor/Director.....	50,900	54,582	63,528	64,348	66,813	2,465
6	140 Salary Supplements.....	2,011	290	405	-	-	-
7	142 Mechanic(s).....	107,706	97,704	105,245	143,989	146,129	2,140
8	146 Bus Drivers.....	928,412	980,450	1,036,066	1,252,770	1,249,530	(3,240)
9	162 Clerical Personnel.....	21,381	33,450	44,353	46,560	47,675	1,115
10	189 Other Salaries & Wages.....	18,909	105,681	121,824	140,180	143,871	3,691
11	196 In-Service Training.....	950	211	-	2,000	2,000	-
12	201 Social Security.....	61,516	67,644	75,930	102,354	102,549	195
13	204 Pensions.....	50,908	48,632	51,248	73,359	73,604	245
14	206 Life Insurance.....	1,221	-	-	1,471	1,471	-
15	207 Medical Insurance.....	293,317	343,301	450,477	524,822	499,035	(25,787)
16	208 Dental Insurance.....	-	-	-	-	-	-
17	210 Unemployment Compensation.....	-	1,100	250	4,000	5,777	1,777
18	212 Employer Medicare.....	15,586	16,901	18,587	24,035	23,983	(52)
19	299 Other Fringe Benefits.....	-	-	-	-	-	-
20	311 Contracts with Other School Systems.....	-	-	7,943	3,600	4,000	400
21	313 Contracts with Parents.....	-	-	-	5,000	6,000	1,000
22	314 Contracts with Public Carriers.....	-	-	-	1,500	1,500	-
23	329 Laundry Service.....	2,186	2,527	2,371	6,000	6,000	-
24	338 Maintenance & Repair Service-Vehicles.....	4,214	3,409	5,689	8,000	8,000	-
25	340 Medical and Dental Services.....	7,594	7,386	7,304	15,000	10,000	(5,000)
26	355 Travel.....	519	2,634	631	2,000	3,000	1,000
27	399 Other Contracted Services.....	5,534	2,545	4,576	8,000	8,000	-
28	412 Diesel Fuel.....	217,524	256,050	271,489	561,000	595,000	34,000
29	418 Equipment & Machinery Parts.....	-	-	-	-	-	-
30	424 Garage Supplies.....	10,674	6,860	6,265	5,000	6,000	1,000
31	425 Gasoline.....	13,217	3,125	12,928	40,000	40,000	-
32	433 Lubricants.....	9,170	10,923	23,644	20,000	25,000	5,000
33	450 Tires & Tubes.....	31,998	32,384	34,302	35,000	35,000	-
34	453 Vehicle Parts.....	74,044	91,315	95,790	100,000	100,000	-
35	499 Other Supplies & Materials.....	4,579	5,109	5,620	8,500	10,000	1,500
36	511 Vehicle & Equipment Insurance.....	76,339	77,349	79,605	81,089	81,089	-
37	524 In-Service/Staff Development.....	-	9,190	6,212	10,000	10,000	-
38	599 Other Charges.....	30,861	34,144	36,995	45,225	30,000	(15,225)
39	729 Transportation Equipment.....	566,539	569,079	672,407	747,198	621,000	(126,198)
40							
41	TOTAL EXPENDITURES FOR TRANSPORTATION	2,607,809	2,863,975	3,241,684	4,082,000	3,962,027	(119,973)
42							
43	TOTAL EXPENDITURES FOR SUPPORT SERVICES	19,611,516	20,077,070	22,095,742	25,196,309	25,129,451	(66,858)
44							

1	
2	
3	
4	
5	Salary Index Rollover
6	
7	
8	Bus Trips \$30,000 + At-Risk 20,000
9	
10	Sick Leave + Bus Assts \$97,113
11	
12	Increase in Fixed Costs
13	Increase in Fixed Costs
14	
15	
16	
17	
18	
19	
20	
21	
22	
23	
24	
25	
26	
27	
28	
29	
30	
31	
32	
33	
34	
35	
36	
37	
38	
39	
40	
41	
42	Other Equipment - \$12,000
43	6 - 90 Passenger Buses @ \$101,000 = \$606,000 + Radios \$3,000
44	+ Copier, Computer, Printer \$6,000 + Cameras \$6,000

**BEDFORD COUNTY DEPARTMENT OF EDUCATION  
141 GENERAL PURPOSE SCHOOL FUND BUDGET  
EXPENDITURES AND OTHER USES**

ACCOUNT NO.	EXPENDITURES	Audited 2016-17	Audited 2017-18	Audited 2018-19	Amended 2019-20	Estimated 2020-21	Increases (Decreases)
1	OPERATION OF NON-INSTRUCTIONAL SERV. (73000)						1
2	FOOD SERVICE (73100)						2
3							3
4	105 Supervisor/Director.....	48,345	32,678	31,735	33,895	34,245	350
5	119 Accountants/Bookkeepers.....	-	-	-	-	-	-
6	162 Clerical Personnel.....	-	-	-	-	-	-
7	165 Cafeteria Personnel.....	-	-	-	-	-	-
8	189 Other Salaries & Wages.....	-	-	-	-	-	-
9	196 In-Service Training.....	-	-	-	-	-	-
10	201 Social Security.....	2,594	1,598	1,576	2,102	2,123	21
11	204 Pensions.....	4,370	2,967	3,320	3,545	3,582	37
12	206 Life Insurance.....	-	-	-	-	-	-
13	207 Medical Insurance.....	7,650	5,491	5,646	13,575	13,575	0
14	208 Dental Insurance.....	-	-	-	-	-	-
15	210 Unemployment Compensation.....	-	-	-	-	-	-
16	212 Employer Medicare.....	607	374	368	491	497	6
17	299 Other Fringe Benefits.....	-	-	-	-	-	-
18	307 Communication.....	-	-	-	-	-	-
19	336 Maintenance & Repair Service Equipment.....	-	-	-	-	-	-
20	342 Payments to Schools-Breakfast.....	-	-	-	-	-	-
21	343 Payments to Schools-Lunch.....	-	-	-	-	-	-
22	344 Payments to Schools-Other.....	-	-	-	-	-	-
23	345 Payments to Schools-Other USDA.....	-	-	-	-	-	-
24	354 Transportation - Other Than Students.....	-	-	-	-	-	-
25	355 Travel.....	-	-	-	-	-	-
26	399 Other Contracted Services.....	-	-	-	-	-	-
27	421 Food Preparation Supplies.....	-	-	-	-	-	-
28	422 Food Supplies.....	-	-	-	1,500	-	(1,500)
29	435 Office Supplies.....	-	-	-	-	-	-
30	451 Uniforms.....	-	-	-	-	-	-
31	452 Utilities.....	-	-	-	-	-	-
32	499 Other Supplies & Materials.....	-	-	-	-	-	-
33	524 In-Service/Staff Development.....	-	-	-	-	-	-
34	599 Other Charges.....	-	-	-	-	-	-
35	710 Food Service Equipment.....	-	-	-	-	-	-
36							36
37	TOTAL EXPENDITURES FOR FOOD SERVICE	63,566	43,108	42,645	55,108	54,022	(1,086)
38							38
39	*TOTAL OPERATING EXPEND. (Accts 71100-73100)	54,038,859	56,307,117	61,497,870	67,852,857	69,182,461	1,329,604
40	* Transfer to Page 4 Line 12						40
41							41
42	Total Operating Exp. Fed Projects-Line 39 Col. 3						42

1	
2	
3	
4	State Portion Only
5	
6	
7	
8	
9	
10	Increase in Fixed Cost
11	Increase in Fixed Cost
12	
13	
14	
15	
16	Increase in Fixed Cost
17	
18	
19	
20	
21	
22	
23	
24	
25	
26	
27	
28	
29	
30	
31	
32	
33	
34	
35	
36	
37	
38	
39	
40	
41	
42	

**BEDFORD COUNTY DEPARTMENT OF EDUCATION  
141 GENERAL PURPOSE SCHOOL FUND BUDGET  
EXPENDITURES AND OTHER USES**

ACCOUNT NO.	EXPENDITURES	Audited 2016-17	Audited 2017-18	Audited 2018-19	Amended 2019-20	Estimated 2020-21	Increases (Decreases)
1	OPERATION OF NON-INSTRUCTIONAL SERV (73000)						
2	COMMUNITY SERVICES (73300)						
3							
4	116 Teachers	200,774	111,196	132,820	126,225	126,225	-
5	162 Clerical Personnel	-	-	-	-	-	-
6	169 Temporary/Part-time Personnel	4,662	-	1,440	-	-	-
7	189 Other Salaries & Wages	56,877	31,807	34,837	39,600	40,000	400
8	201 Social Security	15,480	8,260	9,862	10,000	10,000	-
9	204 Pensions	15,487	8,437	10,344	15,000	15,000	-
10	206 Life Insurance	-	-	-	-	-	-
11	207 Medical Insurance	-	-	-	-	-	-
12	208 Dental Insurance	-	-	-	-	-	-
13	210 Unemployment Compensation	-	-	-	-	-	-
14	212 Employer Medicare	3,699	1,980	2,377	3,000	3,000	-
15	299 Other Fringe Benefits	-	-	-	-	-	-
16	336 Maintenance & Repair Services - Equipment	-	-	-	-	-	-
17	355 Travel	4,348	245	-	200	-	(200)
18	399 Other Contracted Services	-	-	-	400	-	(400)
19	422 Food Supplies	14,541	3,200	16,124	6,000	6,000	-
20	429 Instructional Supplies and Materials	2,352	173	448	13,000	13,000	-
21	499 Other Supplies & Materials	7,039	197	118	2,525	2,525	-
22	509 Refunds	-	-	-	-	-	-
23	524 In-Service/Staff Development	-	-	248	800	1,000	200
24	599 Other Charges	500	12,720	3,159	10,000	10,000	-
25	790 Other Equipment	-	-	-	-	-	-
26							
27	TOTAL EXPENDITURES FOR COMMUNITY SERVICES	325,759	178,215	211,777	226,750	226,750	-
28							
29							
30							
31							
32							
33							
34							
35							
36							
37							
38							
39							
40							

1	
2	
3	
4	
5	
6	
7	
8	
9	
10	
11	
12	
13	
14	
15	
16	
17	
18	
19	
20	
21	
22	
23	
24	
25	
26	
27	
28	
29	
30	
31	
32	
33	
34	
35	
36	
37	
38	
39	
40	

LEAPS Grant

**BEDFORD COUNTY DEPARTMENT OF EDUCATION  
141 GENERAL PURPOSE SCHOOL FUND BUDGET  
EXPENDITURES AND OTHER USES**

ACCOUNT NO.	EXPENDITURES	Audited 2016-17	Audited 2017-18	Audited 2018-19	Amended 2019-20	Estimated 2020-21	Increases (Decreases)
1	OPERATION OF NON-INSTRUCTIONAL SERV (73000)						
2	EARLY CHILDHOOD EDUCATION (73400)						
3							
4	116 Teachers	204,085	213,280	222,606	302,169	302,305	137
5	117 Career Ladder Program					1,000	1,000
6	163 Educational Assistants	113,162	76,274	89,430	127,205	127,203	(2)
7	189 Other Salaries & Wages	1,396	1,457	7,834	9,299	3,858	(5,441)
8	195 Certified Substitute Teachers						
9	201 Social Security	18,635	16,905	18,894	27,955	26,630	(1,325)
10	204 Pensions	23,603	22,729	26,653	46,313	37,282	(9,031)
11	206 Life Insurance	360	251	252	378	360	(18)
12	207 Medical Insurance	76,278	53,048	65,363	113,844	103,524	(10,320)
13	210 Unemployment Compensation						
14	212 Employer Medicare	4,358	3,954	4,419	6,538	6,228	(310)
15	217 Retirement-Hybrid Stabilization				823	823	-
16	355 Travel	5,467	443		200	200	-
17	399 Other Contracted Services	18,600	4,508	6,622	9,000	9,000	-
18	429 Instructional Supplies			25,224	32,394	32,394	0
19	499 Other Supplies & Materials	10,207	7,800	29,652	12,249	12,249	(0)
20	509 Refunds						
21	524 In-Service/Staff Development	11,984	1,703	5,338	13,300	13,300	(0)
22	599 Other Charges	5,839	2,834	5,702	11,000	11,000	-
23	722 Regular Instruction Equipment		3,861	11,981	15,000	15,000	-
24							
25							
26	TOTAL EXPENDITURES FOR EARLY CHILDHOOD EDUCATION	493,974	409,047	519,970	727,666	702,356	(25,310)
27							
28							
29							
30							
31							
32							
33							
34							
35							
36							
37							
38							
39							
40							

1	
2	
3	
4	
5	
6	
7	
8	
9	
10	
11	
12	
13	
14	
15	
16	
17	
18	
19	
20	
21	
22	
23	
24	
25	
26	
27	
28	
29	
30	
31	
32	
33	
34	
35	
36	
37	
38	
39	
40	

PreK Grant

**BEDFORD COUNTY DEPARTMENT OF EDUCATION  
141 GENERAL PURPOSE SCHOOL FUND BUDGET  
EXPENDITURES AND OTHER USES**

ACCOUNT NO.	EXPENDITURES	Audited 2016-17	Audited 2017-18	Audited 2018-19	Amended 2019-20	Estimated 2020-21	Increases (Decreases)
1	CAPITAL OUTLAY (76000)						
2	REGULAR CAPITAL OUTLAY (76100)						
3							
4	189 Other Salaries and Wages.....	-	-	-	-	-	-
5	76100 201 Social Security.....	-	-	-	-	-	-
6	76100 204 State Retirement.....	-	-	-	-	-	-
7	76100 206 Life Insurance.....	-	-	-	-	-	-
8	76100 207 Medical Insurance.....	-	-	-	-	-	-
9	76100 208 Dental Insurance.....	-	-	-	-	-	-
10	76100 210 Unemployment Compensation.....	-	-	-	-	-	-
11	76100 212 Employer Medicare.....	-	-	-	-	-	-
12	76100 299 Other Fringe Benefits.....	-	-	-	-	-	-
13	76100 304 Architects.....	-	-	1,032	76,760	-	(76,760)
14	76100 308 Consultants.....	-	-	-	-	-	-
15	76100 321 Engineering Services.....	-	-	-	-	-	-
16	76100 331 Legal Services.....	-	-	-	-	-	-
17	76100 399 Other Contracted Services.....	-	-	2,515	-	-	-
18	76100 706 Building Construction.....	-	-	170,777	2,226,542	-	(2,226,542)
19	76100 707 Building Improvements.....	820,624	1,144,564	1,394,844	1,638,415	1,708,915	70,500
20	76100 711 Furniture and Fixtures.....	-	-	410,728	-	-	-
21	76100 715 Land.....	-	-	-	-	1,000,000	1,000,000
22	76100 799 Other Capital Outlay.....	-	-	-	-	-	-
23							
24	TOTAL EXPEND. FOR REGULAR CAPITAL OUTLAY	820,624	1,144,564	1,979,896	3,941,717	2,708,915	(1,232,802)
25							
26							
27							
28							
29							
30							
31							
32							
33							
34							
35							
36							
37							
38							
39							
40							

1	
2	
3	
4	
5	
6	
7	
8	
9	
10	
11	
12	
13	
14	
15	
16	
17	
18	
19	\$499,350 Maint. Request + \$250,000 Vocational Roof + \$65,000 Comm Parking lot Repairs
20	+ \$95,000 Vocational Drive Repair+ \$375,000 HVAC Casc Mid + \$54,900 Casc Elem Gym Floor
21	+ \$72,000 SSide Cooling Tower Replace+ \$25,000 Liberty Intercom + \$36,665 HVAC Liberty+ \$30,000 HVAC ESideCafeteria
22	+ \$30,000 HVACThomas Cafeteria + \$30,000 HVAC Eakin Cafeteria + \$146,000 ESide Window Replacement
23	
24	
25	
26	
27	
28	
29	
30	
31	
32	
33	
34	
35	
36	
37	
38	
39	
40	

**BEDFORD COUNTY DEPARTMENT OF EDUCATION  
141 GENERAL PURPOSE SCHOOL FUND BUDGET  
EXPENDITURES AND OTHER USES**

ACCOUNT NO.	EXPENDITURES	Audited 2016-17	Audited 2017-18	Audited 2018-19	Amended 2019-20	Estimated 2020-21	Increases (Decreases)
1							
2							
3							
4	590				42,505	42,505	
5							
6							
7							
8							
9							
10							
11							
12					42,505	42,505	
13							
14							
15							
16		55,679,216	58,038,943	64,209,513	72,791,495	72,862,987	71,492
17							
18							
19							
20							
21							
22							
23							
24							
25							
26							
27							
28							
29							
30							
31							
32							
33							
34							
35							
36							
37							
38							
39							
40							



**Bedford County**  
**Basic Education Program Allocation**  
**2020-2021**  
**April Estimate**

**Instructional Salaries Funding**

Total Full Funding - Instructional		\$28,831,000
Less: Required Local Matching Funds 17.33%		<u>4,995,000</u>
<b>State Share of Instructional Funding 82.67%</b>	(1)	<b>\$23,836,000</b>

**Instructional Benefits Funding**

Total Full Funding - Instructional		\$9,280,000
Less: Required Local Matching Funds 17.33%		<u>1,608,000</u>
<b>State Share of Instructional Funding 82.67%</b>	(2)	<b>\$7,672,000</b>

**Classroom Funding**

Total Full Funding - Classroom		\$8,876,000
Less: Required Local Matching Funds 14.60%		<u>1,296,000</u>
<b>State Share of Classroom Funding 85.40%</b>	(3)	<b>\$7,580,000</b>

**Non-Classroom Funding**

Total Full Funding - Non-Classroom		\$18,521,000
Less: Required Local Matching Funds 28.86%		<u>5,345,000</u>
<b>State Share of Non-Classroom Funding 71.14%</b>	(4)	<b>\$13,176,000</b>

**Total State BEP Funding Allocation** (1) + (2) + (3) + (4) **\$52,264,000** (5)

FY20 Local Contribution

Total Required Local Matching Funds 13,244,000 (6) **12,530,470**

Total BEP Funding - State and Local **\$65,508,000** (5) + (6)

**Additional Information**

Student Counts (Weighted average of months 2,3,6, and 7)	2019-20	2018-19
Total ADMs	8,620	8,552
Career and Technical ADMs Served	299	309
Special Education ADMs Identified and Served	1,261	1,208
FY21 Increase in Instructional Salary Funds	\$467,000	
System FY19 Weighted Average Salary	\$47,825	
Statewide FY19 Weighted Average Salary	\$47,134	
Required Instructional Salary Budget Increase	\$0	
IEA Program - per pupil amount	\$7,600	
Fiscal Capacity Indices		
TACIR Index	0.509%	
CBER/Fox Index	0.507%	
TACIR 50% & CBER 50%	0.508%	

TO: Directors of Schools  
Finance Directors  
FROM: Maryanne Durski, senior director, office of local finance  
DATE: April 17, 2020  
SUBJECT: **FY21 BEP April Estimate**

Enclosed is the FY21 BEP April Estimate. Please note the following information regarding this estimate:

- ADMs used are months 2, 3, 6 and 7. The ADMs for month 7 are projected based on current year data.
- The estimate includes the increase in the BEP salary component from \$48,330 to \$49,296.
- The estimate includes the updated fiscal capacity indices (CBER and TACIR) for all counties.
- The allocation sheet shows the FY20 budgeted local contribution, which should be compared to the required local match to determine if an increase in local funding will be required for FY21.
- The non-certified TCRS rate remains at 7.54% in the formula, pending our receipt of an updated rate from TCRS.

Following receipt of the April estimate, please take the following action steps:

- Check the ADM numbers used in the formula – regular, special education and career and technical ADM. Correct in SIS package if necessary.
- Check at-risk numbers – they are pulled as of October 1, 2019. Correct in SIS package if necessary.
- Compare SIS reports with EIS to ensure that district data is correctly uploading into EIS.

ADM for the May estimate will be pulled the week of April 27. Changes made prior to that date will be reflected in the May estimate, scheduled to be sent to you by mid-May.

In alignment with recently passed legislation, the department is continuing to analyze options to ensure that the 2019-20 school closures do not prevent districts from receiving state funding they would have otherwise received if all other legal requirements are met. The department will communicate these decisions and incorporate them into upcoming BEP estimates as appropriate.

If you have any questions about any of the information provided, please contact [Maryanne.Durski@tn.gov](mailto:Maryanne.Durski@tn.gov).

\$1.6 MIL  
CARES

✓ Siesta - remove  
add My Benefits \$7500

✓ Staff Development

✓ Textbooks \$1,444,000 p.19  
from last yr 500,000  
from Tech 289,167  
Balance from FB 656,000

✓ cbe at Cascade maybe open position



STATE OF TENNESSEE  
TENNESSEE CONSOLIDATED RETIREMENT SYSTEM  
10<sup>th</sup> FLOOR ANDREW JACKSON BUILDING  
502 DEADERICK STREET  
NASHVILLE, TENNESSEE 37243-0201

DAVID H. LILLARD, JR.  
STATE TREASURER

JAMIE WAYMAN  
DIRECTOR

## MEMORANDUM

TO: All Directors of Schools

FROM: Erica Nale, Assistant Director of TCRS *EN*

DATE: April 1, 2020

SUBJECT: **TCRS Employer Contribution Rates – Hybrid Pension Plan**

The results of the June 30, 2019 actuarial valuation for the TCRS hybrid pension plan have been adopted by the TCRS Board of Trustees. As a result of the valuation, new employer contribution rates have been established for teachers for the fiscal year beginning July 1, 2020. This rate will remain in effect through June 30, 2021.

The employer contribution rate for the TCRS Hybrid Pension Plan is as follows:

<b>Actuarially Determined Contribution Rate</b>	<b>Total Employer Rate</b>
2.02%	4.00%

For federally funded teacher salaries, you will only contribute the ADC rate. For non-federally funded teacher salaries, you will contribute the total employer rate of 4.00%. When reporting teacher salaries to TCRS, you will remit the ADC for all teachers regardless of funding source. For the non-federally funded salaries, an invoice will be created by TCRS for the difference between the total employer rate and the ADC. The invoice will appear in the Concord portal for payment.

The employer contribution is 5% for the defined contribution portion of the hybrid pension plan (401k). In addition, employees will contribute 5% to TCRS and will be auto-enrolled in the 401(k) plan at a 2% contribution.

If you have any questions, please contact the call center at (800) 922-7772.

**robert.daniel@bedfordcountyttn.org**

---

**From:** Don Embry <embryd@bedfordk12tn.net>  
**Sent:** Thursday, April 23, 2020 9:48 AM  
**To:** Robert Daniel (robert.daniel@bedfordcountyttn.org)  
**Subject:** 2020-21 budget item

Robert

I want to create another account for school allocations. Please add a 524 (Staff Development) account for each school. This has been an audit finding for schools the past few years and they would have money to draw from with this account.

In this current year's budget, we have \$60,000 budgeted in 71100-722 for high schools bands. That was a one-time deal. Take \$30,000 of that money and divide it out equitable to each schools 524 account based on either ADM or number of teachers. The remaining of the \$30,000 stays in 722 systemwide.

Don Embry  
Superintendent of Schools  
Bedford County Department of Education  
500 Madison Street  
Shelbyville, Tennessee 37160

931-684-3284  
[www.bedfordk12tn.com](http://www.bedfordk12tn.com)

**Facebook:** [facebook.com/bedcoschools](https://facebook.com/bedcoschools)  
**Twitter:** [twitter.com/bedcoschools](https://twitter.com/bedcoschools)  
**Instagram:** [instagram.com/bedcoschools](https://instagram.com/bedcoschools)

**robert.daniel@bedfordcountyttn.org**

---

**From:** Don Embry <embryd@bedfordk12tn.net>  
**Sent:** Thursday, April 23, 2020 10:05 AM  
**To:** Robert Daniel (robert.daniel@bedfordcountyttn.org)  
**Subject:** 2020-21 budget request - Driver's Education

Robert

Currently we are splitting a Driver's Education position between Cascade High and Community High. I would like to add another position for Driver's Education so that each school has a full time position. In addition, we need to make sure that we have enough money in our Driver's Ed account for the purchase of a vehicle and the necessary equipment for it.

Don Embry  
Superintendent of Schools  
Bedford County Department of Education  
500 Madison Street  
Shelbyville, Tennessee 37160

931-684-3284  
[www.bedfordk12tn.com](http://www.bedfordk12tn.com)

**Facebook:** [facebook.com/bedcoschools](https://facebook.com/bedcoschools)  
**Twitter:** [twitter.com/bedcoschools](https://twitter.com/bedcoschools)  
**Instagram:** [instagram.com/bedcoschools](https://instagram.com/bedcoschools)

GP SPECIAL EDUCATION BUDGET  
 Fiscal Year 2021  
 Education for Children with Disabilities

ACCOUNT SERIES	BUDGET	GENERAL PURPOSE FUND
71150	Alternative Instruction Program	\$ -
71200	Special Education Instruction	\$ 3,779,820.00
72120	Health Services	\$ -
72130	Other Student Support	\$ -
72215	Alternative Instruction Program (Support)	\$ -
72220	Special Education Program Staff	\$ 469,835.00
72410	Office of Principal	\$ -
72710	Transportation	\$ 177,006.00
<b>TOTAL BUDGET FOR SPECIAL EDUCATION</b>		<b>\$ 4,426,661.00</b>

1. The LEA has budgeted the minimum amount necessary to meet maintenance of effort requirements for the coming year (mark appropriate box).

YES

NO

2. If no is indicated above, please explain:

**NOTE: If "No" is marked, an explanation must also be included on the Non-Supplanting/Maintenance of Effort page in ePlan.**

FY '21 General Purpose  
Special Education Budget

Tennessee Code Annotated §49-10-302  
Public Law 94-142, as amended  
Public Law 99-105-17, as amended  
Public Law 108-446

The purpose of this table is to provide documentation that the LEA has budgeted at least the minimum amount of funds required for maintenance of effort. Maintenance of effort of State and local expenditures or local expenditures only is required in order for the LEA to receive federal special education funds under 34 CFR 300.203 *Maintenance of Effort*. Please remember that the only exceptions in reduction to the previous year's expenditures are listed at 34 CFR 300.204 *Exceptions to Maintenance of Effort*.

IF your LEA is using IDEA funds for *Early Intervening Services*, an adjustment to local fiscal efforts may be taken as outlined at 34 CFR 300.205 *Adjustment to local fiscal efforts in certain fiscal years* and at Appendix D to Part 300 - *Maintenance of Effort and Early Intervening Services*.

***This information must be uploaded as an IDEA shared related document within the LEAs ePlan prior to approval of your Consolidated Application.***

**PLEASE COMPLETE:**

1. Indicate the funding source(s) used to project this budget. Check one of the boxes below:

State and Local Funds

Local funds only

2. Have funds for gifted students been identified and removed from this budget?  
Check one of the boxes below:

YES

NA

3. If any funds for services to functionally delayed students are included in this budget, the LEA assures that an examination of student records has been made and those students were eligible for services under one or more of the federal categories. Check one of the boxes below:

YES

NO

NA

4. Services for some/all functionally delayed students have been removed from this budget?

Check one of the boxes below:

YES

NO

NA

5. Give the number of functionally delayed students not qualifying under a federal category and for whom services are not included in this budget?

Indicate number:

GP SPECIAL EDUCATION BUDGET  
Fiscal Year 2021  
Education for Children with Disabilities

Account Number	Budget	FTE	General Purpose Amount
	<b>INSTRUCTION (71000) SPECIAL EDUCATION PROGRAM (71200)</b>		
71200 - 116	Teachers <span style="float: right;">2,345,991</span>	47	\$2,363,233.00
71200 - 117	Career Ladder Program <span style="float: right;">80,000</span>		\$9,000.00
71200 - 127	Career Ladder Extended Contracts		\$ -
71200 - 128	Homebound Teachers		\$ -
71200 - 162	Clerical Personnel		\$ -
71200 - 163	Educational Assistants <span style="float: right;">173,876</span>	11	\$173,874.00
71200 - 169	Part-time Personnel		\$ -
71200 - 171	Speech Pathologists		\$ -
71200 - 186	Longevity		\$ -
71200 - 188	Bonus Payment		\$ -
71200 - 189	Other Salaries & Wages (Specify)		\$ 6,762.00
71200 - 195	Certified Substitute Teachers		\$ -
71200 - 198	Non-Certified Substitute Teachers		\$ -
71200 - 201	Social Security <span style="float: right;">158,301</span>		\$157,302.00
71200 - 204	State Retirement <span style="float: right;">256,212</span>		\$255,000.00
71200 - 206	Life Insurance		\$2,000.00
71200 - 207	Medical Insurance <span style="float: right;">432,516</span>		\$419,861.00
71200 - 208	Dental Insurance		\$ -
71200 - 210	Unemployment Compensation		\$15,000.00
71200 - 211	Local Retirement		\$ -
71200 - 212	Employer Medicare <span style="float: right;">37,222</span>		\$36,788.00
71200 - 217	Retirement - Hybrid Stabilization		\$ -
71200 - 299	Other Fringe Benefits (Specify)		\$ -
71200 - 310	Contracts With Other Public Agencies		\$ 25,000.00
71200 - 311	Contracts With Other School Systems		\$ 25,000.00
71200 - 312	Contracts With Private Agencies		\$15,000.00
71200 - 322	Evaluation & Testing		\$ -
71200 - 330	Operating Lease Payments		\$ -
71200 - 336	Maintenance And Repair Services - Equipment		\$ -
71200 - 356	Tuition		\$ -
71200 - 369	Contracts for Substitute Teachers - Certified		\$ 65,000.00
71200 - 370	Contracts for Substitute Teachers - Non-Certified		\$ -
71200 - 399	Other Contracted Services (Specify)		\$ -
71200 - 429	Instructional Supplies & Materials		\$ 5,000.00
71200 - 430	Textbooks - Electronic		\$ -
71200 - 449	Textbooks - Bound		\$166,000.00
71200 - 499	Other Supplies & Materials (Specify)		\$ -

71200 - 535	Fee Waivers		\$	-
71200 - 599	Other Charges (Specify)		\$	-
71200 - 725	Special Education Equipment			\$40,000.00
<b>71200</b>	<b>TOTAL BUDGET for SPED INSTRUCTION</b>	58.00	\$	3,779,820.00

1. If there are funds budgeted in one of the salary line items and FTEs are not included, an explanation by line item must be given here below:

2. Please indicate what expenditures are included in any account line items labeled as "Other":

71200-189 Benefits paid to classified staff as payment for unused sick leave per BCS contract

71200-299

71200-399

71200-499

71200-599

3. If line item descriptions for salaried positions do not agree with those listed in the ePlan personnel chart, please detail by line item and FTE below:

GP SPECIAL EDUCATION BUDGET  
Fiscal Year 2021  
Education for Children with Disabilities

Account Number	Budget	FTE	General Purpose Amount	
	<b>SUPPORT SERVICES (72000) INSTRUCTIONAL STAFF (72220) SPECIAL EDUCATION PROGRAM STAFF (72200)</b>			
72220 - 105	Supervisor/Director	1		\$81,459.00
72220 - 117	Career Ladder Program			\$1,000.00
72220 - 124	Psychological Personnel	3		\$183,520
72220 - 127	Career Ladder - Extended Contracts			
72220 - 131	Medical Personnel			
72220 - 135	Assessment Personnel			
72220 - 161	Secretary (s)	1		\$26,857.00
72220 - 162	Clerical Personnel			
72220 - 169	Part-time Personnel			
72220 - 171	Speech Pathologist			
72220 - 186	Longevity			
72220 - 188	Bonus Payment			
72220 - 189	Other Salaries & Wages (Specify)	NA	1343	\$2,000.00
72220 - 196	In-Service Training			
72220 - 201	Social Security		14237	\$18,093
72220 - 204	State Retirement		29076	\$28,912
72220 - 206	Life Insurance		-	\$150.00
72220 - 207	Medical Insurance		40006	\$53,613
72220 - 208	Dental Insurance			
72220 - 210	Unemployment Compensation			
72220 - 211	Local Retirement			
72220 - 212	Employer Medicare		4266	\$4,231.00
72220 - 217	Retirement - Hybrid Stabilization			\$2,000.00
72220 - 299	Other Fringe Benefits (Specify)			
72220 - 307	Communication			
72220 - 308	Consultants			
72220 - 310	Contracts with Other Public Agencies			
72220 - 311	Contracts with Other School Systems			
72220 - 312	Contracts with Private Agencies			
72220 - 322	Evaluation & Testing			
72220 - 330	Operating Lease Payment			
72220 - 336	Maintenance & Repair Services - Equipment			\$2,500.00
72220 - 348	Postal Charges			\$500.00
72220 - 355	Travel			\$7,000.00
72220 - 399	Other Contracted Services (Specify)			\$40,000.00
72220 - 499	Other Supplies & Materials (Specify)			\$10,000.00
72220 - 524	Inservice/Staff Development			\$4,000.00

72220 - 599	Other Charges (Specify)		
72220 - 790	Other Equipment (Specify)		\$4,000.00
<b>72220</b>	<b>TOTAL BUDGET for SPECIAL EDUCATION PROGRAM STAFF</b>	5.00	\$ 469,835.00

1. If there are funds budgeted in one of the salary line items and FTEs are not included, an explanation by line item must be given here:

2. Please indicate what expenditures are included in any account line items labeled as "Other":

72220-189 Benefits paid to classified staff as payment for unused sick leave per BCS contract

72220-299

72220-399 Support services such as, but not limited to, sped students participation in Vocational Rehab

72220-499 Misc supplies and materials for related service providers and support staff such as, but not li

72220-599

72220-790 Equipment for sped office such as, but not limited to, copier, fax, desktop computers, lap top

3. If line item descriptions for salaried positions do not agree with those listed in the ePlan personnel chart, please detail by line item and FTE below:

GP SPECIAL EDUCATION BUDGET  
Fiscal Year 2021  
Education for Children with Disabilities

Account Number	Budget	FTE	General Purpose Amount
	<b>SUPPORT SERVICES (72000) TRANSPORTATION (72710)</b>		
72710 105	Supervisor/Director		
72710 142	Mechanic(s)		
72710 146	Bus Drivers		
72710 162	Clerical Personnel		
72710 169	Part-time Personnel		
72710 188	Bonus Payment		
72710 189	Other Salaries & Wages (Specify)	11	97113 \$97,438.00
72710 196	In-service Training		
72710 201	Social Security		6021 \$6,041.00
72710 204	State Retirement		5007 4322 \$4,336.00
72710 206	Life Insurance		\$250.00
72710 207	Medical Insurance		\$52,239.00
72710 208	Dental Insurance		
72710 210	Unemployment Compensation		\$3,789.00
72710 211	Local Retirement		
72710 212	Employer Medicare		\$ 1408 1,413.00
72710 217	Retirement - Hybrid Stabilization		
72710 299	Other Fringe Benefits (Specify)		
72710 307	Communications		
72710 311	Contracts with other School Systems		\$4,000.00
72710 312	Contracts with Private Agencies		
72710 313	Contracts with Parents		\$6,000.00
72710 314	Contracts with Public Carriers		\$1,500.00
72710 315	Contracts with Vehicle Owners		
72710 329	Laundry Service		
72710 330	Operating Lease Payments		
72710 338	Maintenance & Repair Service-Vehicles		
72710 340	Medical & Dental Services		
72710 348	Postal Charges		
72710 351	Rentals		
72710 355	Travel		
72710 399	Other Contracted Services (Specify)		
72710 412	Diesel Fuel		
72710 418	Equipment & Machinery Parts		
72710 424	Garage Supplies		
72710 425	Gasoline		
72710 433	Lubricants		

72710 450	Tires & Tubes		
72710 453	Vehicle Parts		
72710 499	Other Supplies & Materials (Specify)		
72710 511	Vehicle & Equipment Insurance		
72710 524	In-service/Staff Development		
72710 599	Other Charges (Specify)		
72710 701	Administration Equipment		
72710 729	Transportation Equipment		
<b>72710</b>	<b>TOTAL BUDGET for TRANSPORTATION</b>	11.00	\$ 177,006.00

1. If there are funds budgeted in one of the salary line items and FTEs are not included, an explanation by line item must be given here:

2. Please indicate what expenditures are included in any account line items labeled as "Other":

*72710-189 Pay for assistants to help SE students being transported on special education buses*

*72710-299*

*72710-399*

*72710-499*

*72710-599*

3. If line item descriptions for salaried positions do not agree with those listed in the eplan personnel chart, please detail by line item and FTE below:



**Don Embry**

---

**From:** Ben Barrett  
**Sent:** Monday, March 30, 2020 12:00 PM  
**To:** Don Embry  
**Subject:** Budget for 2020-2021  
**Attachments:** Budget sheet 2020-21.xlsx

I've attached the Technology Budget Requests for 2020-2021. I have some notes to go along with it, which are listed below. If you have any questions, just let me know!

Increases from last year:

- 72250-350 – Internet cost to increase bandwidth for this school year
- 72250-709 – Server replacement
- 72250-709 – Wi-Fi for portables (this one is up to whether the over all budget can handle it)

In 71100-709 (technology equipment for students), I have a request to update our original 1:1 carts and add additional 1:1 laptops to the high schools to cover a big up-coming 9<sup>th</sup> grade class.

In 71100-471 (software for students), I have added an option at the bottom to add LanSchool across the district. This is the program that allows teachers to see the student laptop screens and push out content to them. Right now, we pay \$19,689.28 for the three high schools and the K-8 1:1 carts. If we get site licenses at each school, the cost goes to \$33,855.37. So it would cost us a little over \$14,000.00 to provide the service across all student devices.

In the tab listed as 1 to 1 numbers, I have laid out different options on the cost of adding in 6-8 laptops. The first set of numbers shows the cost of one laptop per student. The second set of numbers shows the cost of a cart of 32 laptops for each ELA and Math class per grade level.

Thanks!!

Ben Barrett  
Director of Technology  
Bedford County Department of Education

Account #	Category	Amount
72250-336	Maintenance/Repair	\$ 64,860.24
72250-350	Internet Connectivity	\$ 312,312.76
72250-355	Travel	\$ 10,000.00
72250-470	Cabling	\$ 30,000.00
72250-471	Software	\$ 284,123.87
72250-499	Other Supplies	\$ 16,000.00
72250-524	Inservice	\$ 19,000.00
72250-599	Other Charges	\$ 1,000.00
72250-709	Data Processing Equipment	\$ 289,167.30
		<b>\$ 1,026,464.17</b>

Technology	72250-336	Amount
Dell	Parts	\$ 10,000.00
Graybar	Battery Back Ups	\$ 4,000.00
KamCom	Out of Warranty Parts	\$ 5,000.00
Systems Integration	Extreme Support/Maintenance	\$ 5,360.24
Systems Integration	Equipment Maintenance	\$ 15,000.00
Wavepoint	Server Installation	\$ 15,000.00
	Misc. Maintenance/Repair	\$ 10,500.00
		<b>\$ 64,860.24</b>

Technology	72250-350	Amount	Frequency	Notes
ENA	Internet	\$ 112,560.00	Yearly	Bandwidth increase
ENA	ENA Air	\$ 93,000.00	Yearly	
ENA	VOIP Service	\$ 96,752.76	Monthly (Total for year)	
ENA	Next Gen Firewall	\$ 10,000.00	Monthly (Total for year)	
		<b>\$ 312,312.76</b>		

Technology	72250-471	Amount	Frequency
CDW-G	Barracuda Cloud-to-Cloud Backup	\$ 29,757.25	Yearly
CDW-G	Barracuda VPN	\$ 980.00	Yearly
CDW-G	Office 365	\$ 60,000.00	Yearly
CPSI	XD AD	\$ 3,500.00	Yearly
Dell	AppAssure	\$ 2,989.28	Yearly
Dell	Support	\$ 20,000.00	
Edlio	Web Hosting	\$ 15,800.00	Yearly
ENA	Video	\$ 6,257.00	Yearly
Follett	Destiny	\$ 24,243.34	Yearly
Gaggle	Email Archiving	\$ 13,680.00	Yearly
Kimono	Follett Sif Agent	\$ 3,000.00	Yearly
Kimono	Subscription	\$ 8,200.00	Yearly
PCS	Content Keeper	\$ 21,000.00	Yearly
Reliance Communications	School Messenger	\$ 13,392.00	Yearly
School Station	Scheduler	\$ 2,500.00	Yearly
School Station	Support Desk	\$ 2,392.00	Yearly
Skyward	Skyward	\$ 47,007.00	Yearly
Skyward	API	\$ 8,626.00	Yearly
Solarwinds	Dameware	\$ 800.00	Yearly
		<b>\$ 284,123.87</b>	

Technology	72250-524	Amount	Notes
TETA	TETC	\$ 10,000.00	Teacher Registration
Microsoft	Tech PD	\$ 9,000.00	
		<b>\$ 19,000.00</b>	

Technology	72250-709	Amount	Frequency	Notes
Dell	Teacher Computers	\$ 108,000.00	Yearly	
Dell	Servers	\$ 67,000.00		
ENA	Portable Wi-Fi	\$ 84,167.30		Equipment - 1 time cost
System Integrations	Switches/Network Upgrades	\$ 30,000.00		
		<b>\$ 289,167.30</b>		

→ Moved to textbooks per Don Embry

**Laptops for every student**

	Cascade MS	Community MS	Harris	Liberty		\$346
8th Grade	155	152	361	77	745	\$257,770
7th Grade	124	137	366	91	718	\$248,428
6th Grade	99	111	383	96	689	\$238,394
	378	400	1110	264	2152	\$744,592

**Laptops for each ELA and Math class**

	Cascade MS	Community MS	Harris	Liberty		\$346
8th Grade	3	3	6	2	14	\$ 155,008.00
7th Grade	4	4	6	2	16	\$ 177,152.00
6th Grade	3	3	8	2	16	\$ 177,152.00
	10	10	20	6	46	\$ 509,312.00
	320	320	640	192	1472	

		\$1,105.99	
24	\$	26,543.76	\$284,313.76
23	\$	25,437.77	\$273,865.77
22	\$	24,331.78	\$262,725.78
69	\$	76,313.31	\$820,905.31

\$1,105.99		
\$15,483.86	\$	170,491.86
\$17,695.84	\$	194,847.84
\$17,695.84	\$	194,847.84
\$50,875.54	\$	560,187.54

School	Laptops	\$ per laptop	TOTAL
Thomas	30	\$346.00	\$10,380.00
Cascade Middle	32	\$346.00	\$11,072.00
East Side	30	\$346.00	\$10,380.00
Cascade High	32	\$346.00	\$11,072.00
Community High	32	\$346.00	\$11,072.00
SCHS	89	\$346.00	\$30,794.00
			<b><u>\$84,770.00</u></b>

Additions	Larger 9th Grade Classes	
School	Laptops	Cost
Cascade HS	32	\$ 11,072.00
Community HS	32	\$ 11,072.00
SCHS	89	\$ 30,794.00
	153	<b><u>\$ 52,938.00</u></b>

REPLACEMENTS	Connected Classroom	
School	Laptops	Cost
T. Turner	30	\$ 10,380.00
S. Monroe	30	\$ 10,380.00
M. Spears	32	\$ 11,072.00
	92	<b><u>\$ 31,832.00</u></b>

2 carts of 32 for SCHS, 1 cart of 25 for CTE

**Instructional Software 71100-471**

All In Learning		\$ 2,500.00	Yearly
CDWG	Lan School	\$ 19,689.28	Yearly
ENA	Brain Pop	\$ 12,852.00	Yearly
ENA	Learn 360	\$ 8,400.00	Yearly
Instructure	Canvas	\$ 3,600.00	Yearly
Edmentum	Plato	\$ 25,500.00	Yearly
Classlink		\$ 27,500.00	Yearly
		\$ 100,041.28	

CDWG	Lan School	\$ 33,855.37	Yearly	For every device
------	------------	--------------	--------	------------------

# Plant Operations

Budget 2020/2021

## Draft 1

Mar 11, 2020

Capital Outlay	76100
Custodial Department	72610
Maintenance and Grounds Department	72620

# Plant Operations

## 2020/2021 Budget Highlights

I didn't ask for increases on several account lines this year, we have only asked for increases in areas where we had shortfalls this past year or where we anticipate cost increases.

The requested increases are bold and highlighted in yellow on the summary pages. The details to each account line are also included.

- 1) One of our most important items for consideration again this year is that of our Pay Scale for our Custodial, Grounds and Maintenance personnel. We spend a lot of time and energy looking for applicants, interviewing applicants, hiring and training.
- 2) Please note some important requests in our Capital Outlay. Our total amount is up a little from last year, but our system keeps growing and it does take more money to keep large equipment, roofs, parking lots and other majors capital items where they need to be.
- 3) We haven't asked for an increase in our water and sewer utility line for the past three years. Unfortunately I underestimated what those costs would be last year that is why I'm asking for a larger increase in that line this year than in other utility lines.

# Special Projects/Capital Outlay 2020/2021

## Misc. System Wide

Central High Concrete Repair gym, front, and theater entrances	17,500
Flashing Paint and Repairs System Wide	30,000
Replacement HVAC Units System Wide	45,000
Security System Upgrades	15,000
Fire Alarm Upgrades	11,500
Energy Management Control upgrades	65,000
Drop Ceiling Tile and Grid replacement	25,000
Replacement Floor Tile and Carpet	55,000
Various Fencing Projects	15,000
Parking Lot Repairs System Wide	17,200
Door Replacements System Wide	33,750
Locks System Wide	19,400
Crane and Equipment Rentals	7,500
Fire Marshal Improvements	7,500
Misc Large Roof Repairs	32,000
Bleacher Repairs and Replacements System Wide	85,000
Concrete for Sidewalks, Pads and Ramps	18,000

**Sub Total** **\$499,350**

## Major Capital System Wide

Vocational Roof	250,000
Community Parking Lot Repairs	65,000
Vocational Parking Lot Repairs	95,000
5 HVAC Rooftop units at Cascade Middle	375,000
Cascade Ele Gym Floor Repair/Replace	54,900
Southside Cooling Tower replacement	72,000
Liberty Intercom System	25,000
Liberty HVAC Rooftop Units	36,665
HVAC units for E. Side Café	30,000
HVAC units for Thomas Café	30,000
HVAC units for Eakin Café	30,000
East Side Window Replacements	146,000

**Total** **\$1,708,915**

Bedford County Schools Roofing Chart							2020
Building	Install Date	Age	Condition	Type	Wrnty	Still under wrnty?	Installer
BCLA Annex	1992	28	bad	Carlyle	10	No	Marion & Green
Cascade High	2019	1	New	Metal	20	Yes	Professional Roofing
Cascade Middle	2015	5	good	Duralast	20	Yes	Professional Roofing
H section, Gym, Canopies	1988	32	Fair	Carlyle	15	No	John Campbell
Cafeteria	2001	19	Good	Carlyle	15	No	Watts Roofing
Note: We made a significant repair on H section in 2016							
Cascade Ele.							
Roof	1997	23	fair/good	Firestone	15	No	Porter Roofing
New Wing	2007	13	good	Duralast	20	Yes	Professional Roofing
Central High							
Main Bldg, Gym, Boiler Rm	2007	13	Good	Duralast	20	Yes	Professional Roofing
Office Bldg	2007	13	Good	Metal	20	Yes	Professional Roofing
Central Office	2002	18	fair/good	Firestone		No	Porter Roofing
Community High	2009	11	Good	Metal	20	Yes	Berridge Manuf. Co.
Community Middle	1997	23	fair	Carlyle	15	No	Porter Roofing
	(A portion of this roof was redone in 2003 under warranty)					No	Foam Crete Roofers
Community Ele	1984	36	fair	metal		No	Vanada
New Part Ele.	1997	23	good	Carlyle	15	No	Foam Crete Roofers
Gym	2019	1	New	shingles	20	Yes	Professional Roofing
Flat sections adjoining gym	2015	5	good	Duralast	20	Yes	Professional Roofing
Eakin							
Roof (new part)	2019	1	Good	Duralast	20	Yes	Professional Roofing
Roof (old part)	2019	1	Good	Duralast	20	Yes	Professional Roofing
East Side							
Roof # 1	1996	24	fair/bad	Firestone	15	No	H & M
Roof # 2	2012	8	good	Duralast	20	Yes	Professional Roofing
Roof # 3	2012	8	good	Duralast	20	Yes	Professional Roofing
Harris Middle School	2005	15	Good	metal	5/20	Yes	Village Roofing
Learning Way	2009	11	Good	Metal	20	Yes	Berridge Manuf. Co.
Wing	2019	1	New	Metal	20	Yes	Berridge Manuf. Co.
Wing 2	2020	0	New	Metal	20	Yes	Berridge Manuf. Co.
Liberty							
Roof (old section)	2014	6	Good	Durolast	20	Yes	Professional Roofing
Roof (new section)	1999	21	good	metal	25	Yes	H & M
Southside							
Roof (new part)	2020	0	New	Durolast	20	Yes	Professional Roofing
Roof (old part)	2020	0	New	Durolast	20	Yes	Professional Roofing
Thomas							
Roof	2016	4	Good	Duralast	20	Yes	Professional Roofing
Gym roof	2016	4	good	Duralast	20	Yes	Professional Roofing
Vocational	1988	32	Bad	Firestone	10	No	

# Custodial Budget

(March 2020 draft)

July 1, 2020 thru June 30, 2021

# Custodial Summary Page 72610

Budget Summary for 2020/2021 School Year

\* **Bold numbers indicate a change from last year**

105	Supervisor/Director (this is current salary, no increase or step raises included)	\$59,498
161	Secretary (this is current salary, no increase or step raises included)	\$25,500
166	Personnel (this is current salary, no increase or step raises included)	<b>\$1,436,333</b>
336	Maintenance and Repair Equipment	\$1,000
399	Other Contracted Services (includes contract fee)	<b>\$344,556</b>
410	Paper and Soft Goods (includes 3% increase)	<b>\$259,084</b>
415	Electricity (includes 5% rate increase)	<b>\$2,686,979</b>
434	Natural Gas (includes 3% rate increase)	<b>\$440,603</b>
454	Water and Sewer (includes 12% increase to cover higher usage and rate increase. We have not increased this budget in 3 years)	<b>\$392,000</b>
499	Other Supplies and Materials	\$1,000
599	Other Charges/Uniforms	\$17,150
720	Plant Operation Equipment	\$18,120

**BEDFORD COUNTY SCHOOL DISTRICT  
BEDFORD COUNTY**

Name:

Department: Custodial

Account No: 72610-410

---

	Qty	Item	Cost Per Unit	Total cost
1)	1,612	Jumbo T.P.	\$17.95	\$28,945
2)	1,841	Antibacterial Soap	\$41.50	\$76,429
3)	4,513	Paper Towels	\$20.92	\$94,412
4)	1,013	60 gl Bags	\$23.50	\$23,800
5)	544	15 gl Bags	\$14.72	\$ 8,006
6)	363	Absorbent	\$16.00	\$ 5,800
7)	257	Sani-Sak	\$13.63	\$ 3,483
8)	492	Air Freshener	\$11.83	\$ 5,820
9)		Other Misc		\$4,500

---

This increase reflects last years actual plus 3% inflation

---

(based on current pricing)	<b>TOTAL</b>	<b>\$259,084</b>
----------------------------	--------------	------------------

---

**BEDFORD COUNTY SCHOOL DISTRICT  
BEDFORD COUNTY**

Name:

Department: Custodial

Account No: 72610-720

---

	Qty	Item	Cost Per Unit	Total cost
1)	<b>15</b>	<b>Flashlights</b>	<b>\$20.00</b>	<b>\$300.00</b>
		Needed for power failures etc.		
2)	<b>86</b>	<b>Trash Cans</b>	<b>\$20.00</b>	<b>\$1,728.00</b>
		Needed to replace rusted trash cans with holes.		
3)	<b>20</b>	<b>Plungers</b>	<b>\$11.05</b>	<b>\$221.00</b>
		To keep in Custodial Closets to unclog drains.		
4)	<b>6</b>	<b>Closet Augers</b>	<b>\$45.15</b>	<b>\$270.90</b>
		Needed to open clogged drains.		
5)		<b>Misc. other</b>		<b>\$500.00</b>
		For misc. other equipment, small hand tools to be used By Custodial staff.		
6)	<b>45</b>	<b>Walk-Off Mats</b>	<b>\$100.00</b>	<b>\$4,500.00</b>
		Needed for safety (wet floors are hazardous)		
7)	<b>10</b>	<b>First Aid Kits</b>	<b>\$30.00</b>	<b>\$300.00</b>
		Safety kits includes band aids and eye wash etc.		
8)	<b>3</b>	<b>Step Ladders</b>	<b>\$100.00</b>	<b>\$300.00</b>
		Needed to replace old ladders and keep up with Safety inspections.		
9)		<b>I Pads for Lead Custodians and key staff \$9,000</b>		
10		<b>Misc items for new school, ie: trash cans and walk off mats \$1,000</b>		
<b>TOTAL</b>				<b>\$18,120</b>

---

**BEDFORD COUNTY SCHOOL DISTRICT  
BEDFORD COUNTY**

**Department: Custodial Account No: 72610-599**

---

Qty	Item	Cost Per Unit	Total cost
1) 85 sets	Uniform Shirts	\$150.00	\$12,950
	Uniform Shirts needed for Safety and Security in schools.		
2)	Damaged and Lost uniforms		\$1,700.
3)	Employee of the Month Jackets		\$1,000
4)	Uniform caps and toboggans		\$1,500

---

<b>TOTAL</b>	<b>\$17,150</b>
--------------	-----------------

---

**BEDFORD COUNTY SCHOOL DISTRICT  
BEDFORD COUNTY**

**Name:**

**Department: Custodial**

**Account No: 72610-499**

---

<b>Qty</b>	<b>Item</b>	<b>Cost Per Unit</b>	<b>Total cost</b>	<b>1 2 3 4</b>	<b>Justification</b>
1)	Electrical Plugs, Extension Cords, Cord Adapters, and misc. other materials.				Needed to repair and replace old cords
<b>TOTAL</b>			<b>\$1000.00</b>		

---

**BEDFORD COUNTY SCHOOL DISTRICT  
BEDFORD COUNTY**

Name:

Department: Custodial

Account No: 72610-336

---

Qty	Item	Cost Per Unit	Total cost	1	2	3	4	Justification
1	Misc. repair of Bedford County Equipment such as dollies, desk movers, gym applicator, etc.							Repair tires on dollies and replace old dollies, desk movers and gym applicator parts

---

<b>TOTAL</b>	<b>\$1000.00</b>
--------------	------------------

---

## Account Line 72610-399 Other Contracted Services

Square feet as of 03/05/20	1,489,901
----------------------------	-----------

Total Aramark Fee for 20/21 (Chemicals, equipment and Management)	\$334,556
--	-----------

Other costs and contracted services	\$ 10,000
-------------------------------------	-----------

<b>Total</b>	<b>\$344,556</b>
--------------	------------------

3/13/2020

## 72610-166 Custodial Personnel Summary

Paygrade	Years Exp	Name	FTE	Hours	Rate	Annual Salary
3	20	Rodney Nelson	0.75	1560	\$ 11.66	\$ 18,190
3	8	Brenda Gowins	0.75	1560	\$ 10.28	\$ 16,037
3	22	Patsy Stem	1	2080	\$ 11.89	\$ 24,731
3	2	Natalie Rodriguez	1	2080	\$ 9.44	\$ 19,635
3	27	Wayne Brown	1	2080	\$ 12.50	\$ 26,000
3	4	Daniele Venable	1	2080	\$ 9.71	\$ 20,197
3	1	Michael Scheidler	1	2080	\$ 9.31	\$ 19,365
3	8	Veronica Adcock	1	2080	\$ 10.28	\$ 21,382
3	2	Ermetta Dobyns	1	2080	\$ 9.44	\$ 19,635
3	20	Debbie Ross	1	2080	\$ 11.66	\$ 24,253
3	4	Betty Lewis	1	2080	\$ 9.71	\$ 20,197
3	17	Sybil Scott	0.5	1040	\$ 11.32	\$ 11,773
5	10	Michelle Bauman	1	2080	\$ 11.32	\$ 23,546
3	0	Cassidy Cook	0.5	1040	\$ 9.18	\$ 9,547
3	5	Douglas Heywood	1	2080	\$ 9.85	\$ 20,488
3	3	Pam Davis	1	2080	\$ 9.58	\$ 19,926
3	3	Robert Hatfield	0.5	1040	\$ 9.58	\$ 9,963
3	6	John Rouse	1	2080	\$ 9.92	\$ 20,634
3	5	Open	0.75	1560	\$ 9.85	\$ 15,366
3	4	Carolyn Lynch	1	2080	\$ 9.71	\$ 20,197
3	3	Josh Smith	1	2080	\$ 9.58	\$ 19,926
3	0	Mayalayna Philpot	0.5	1040	\$ 9.18	\$ 9,547
3	3	Tameka Ransom	0.5	1040	\$ 9.58	\$ 9,963
3	4	Jimmy Pruitt	1	2080	\$ 9.71	\$ 20,197
3	11	Kenneth Lamb	1	2080	\$ 10.66	\$ 22,173
3	3	Glenda Harrell	1	2080	\$ 9.58	\$ 19,926
3	9	Rita Bates	1	2080	\$ 10.41	\$ 21,653
3	3	Bridgette Swafford	0.5	1040	\$ 9.58	\$ 9,963
3	12	Linda Clark	1	2080	\$ 10.77	\$ 22,402
3	6	Amy Waid	1	2080	\$ 9.92	\$ 20,634
3	5	Donna Johnson	1	2080	\$ 9.85	\$ 20,488
3	3	Justin Duke	0.5	1040	\$ 9.58	\$ 9,963
3	2	Ashlee Dunn	1	2080	\$ 9.44	\$ 19,635
3	7	Frank Locke	1	2080	\$ 10.12	\$ 21,050
3	4	Kasey Gunn	1	2080	\$ 9.71	\$ 20,197
3	18	Open	1	2080	\$ 11.43	\$ 23,774
3	3	Misty Snoddy	0.5	1040	\$ 9.58	\$ 9,963
7	1	Zachery Tucker	1	2080	\$ 9.48	\$ 19,718
3	2	Open	1	2080	\$ 9.44	\$ 19,635
3	25	James Henry	1	2080	\$ 12.25	\$ 25,480
3	3	Lucy Walls	1	2080	\$ 9.58	\$ 19,926
3	8	Open	1	2080	\$ 10.26	\$ 21,341
3	2	Open	1	2080	\$ 9.44	\$ 19,635
3	6	Open	1	2080	\$ 9.92	\$ 20,634
3	2	Open	1	2080	\$ 9.44	\$ 19,635
3	6	Open	1	2080	\$ 9.92	\$ 20,634
3	1	Sashay Hill	1	2080	\$ 9.31	\$ 19,365
3	3	Kimberly Moore	1	2080	\$ 9.58	\$ 19,926
3	5	Open	1	2080	\$ 9.61	\$ 19,989
3	5	Open	1	2080	\$ 9.61	\$ 19,989
3	3	Sandra Taylor	0.5	1040	\$ 9.58	\$ 9,963
5	6	Open	1	2080	\$ 10.73	\$ 22,318
5	3	Kimberly Locker	1	2080	\$ 10.31	\$ 21,445

5	8	Vicki Stallins	1	2080	\$ 11.02	\$ 22,922
5	3	Linda Kay Handy	1	2080	\$ 10.31	\$ 21,445

Page 2

Paygrade	Years Exp	Name	FTE	Hours	Rate	Annual Salary
5	5	Melissa Patterson	1	2080	\$ 10.59	\$ 22,027
5	16	Scott Parsons	1	2080	\$ 12.02	\$ 25,002
12	11	Bobbie Woolbright	1	2080	\$ 13.98	\$ 29,078
12	6	Michelle Swing	1	2080	\$ 12.95	\$ 26,936
12	27	Regina Bomar	1	2080	\$ 16.37	\$ 34,050
12	24	Lisa Shelby	1	2080	\$ 15.89	\$ 33,051
12	19	Carolyn Comacho	1	2080	\$ 15.12	\$ 31,450
12	12	William Foster	1	2080	\$ 14.10	\$ 29,328
12	23	Tonya Reynolds	1	2080	\$ 15.73	\$ 32,718
12	12	Robert Reynolds	1	2080	\$ 14.10	\$ 29,328
16	6	Esmeralda Ledesma	1	2080	\$ 12.95	\$ 26,936
<b>Average Hourly Rate</b>			<b>10.57</b>			
<b>Total Salaries</b>			<b>\$ 1,366,420</b>		<b>Total FTE's</b>	<b>60.75</b>

Indicates a current open position

Indicates a position that has been filled as least once since July 1st.

# Maintenance & Grounds Budget

(April 2021 draft)

July 1, 2020 thru June 30, 2021

# Maintenance Summary Page 72620

2020/2021

\* **Bold numbers indicate a change from last year**

161	Secretary (does NOT include step raise or yearly increase)	\$32,564
167	Personnel (does NOT include step raise or yearly increase)	<b>\$941,498</b>
329	Laundry Service (Increase to cover budget shortfall and rate increase)	<b>\$18,000</b>
335	Maintenance and Repair Buildings (includes 5% increase)	<b>\$155,826</b>
336	Maintenance and Repair Equipment (Includes 3% increase)	<b>\$295,796</b>
338	Maintenance and Repair Vehicles	<b>\$32,050</b>
355	Travel	\$1,700
399	Other Contracted Services (includes 3% increase)	<b>\$166,091</b>
412	Diesel (Includes 2,600 increase to cover last years' budget shortfall)	<b>\$12,500</b>
425	Gasoline	\$29,600
499	Other Supplies and Materials	\$283,168
599	Other Charges	\$28,950
717	Maintenance Equipment (includes 5% increase)	<b>\$114,502</b>

**BEDFORD COUNTY SCHOOL DISTRICT  
BEDFORD COUNTY**

Maintenance Department Account No: 72620-329

**Grand Total \$18,000**

---

	Qty	Item	Cost Per Unit	Total cost
1	22	Uniforms	.....	
		Uniforms for Maint.crew and Building Engineers.		

---

<b>TOTAL</b>	<b>\$18,000.00</b>
--------------	--------------------

---

**BEDFORD COUNTY SCHOOL DISTRICT  
BEDFORD COUNTY**

**Maintenance Department Account No: 72620-335 Grand Total \$155,826**

Qty	Item	Cost Per Unit	Total cost
<u>1</u>	<u>Misc. Glass replacement</u>		<u>\$16,189</u>
	Replacement glass used for doors and windows system wide.		
<u>2</u>	<u>Plywood</u>		<u>\$6,009</u>
	Used to repair walkways and buildings system wide.		
<u>3</u>	<u>Treated 4x4's</u>		<u>\$5,800</u>
	Used to repair ramps and walkways.		
<u>4</u>	<u>Treated 2x6's</u>		<u>\$4,200</u>
	Used to repair ramps and walkways		
<u>5</u>	<u>Treated Decking</u>		<u>\$8,567</u>
	Used to repair ramps and walkways		
<u>6</u>	<u>Misc. Door Locks</u>		<u>\$18,753</u>
	Replacing and repairing antiquated locks and upgrading to standardized system		
<u>7</u>	<u>Misc. Door Closers</u>		<u>\$11,380</u>
	Replacing and adding misc. closers to comply with Life Safety Codes.		
<u>8</u>	<u>Door Latches</u>		<u>\$5,850</u>
	Repairing and replacing as per Life Safety Codes.		
<u>9</u>	<u>Misc. Items</u>		<u>\$15,567</u>
	Items used to repair and service buildings system wide such as: baseboards, thresholds, Ceiling grids, shelving material, gutters etc.		
<u>10</u>	<u>Ceiling Tile</u>		<u>\$16,594</u>
	Replacing tile damaged by roof leaks etc.		
<u>11</u>	<u>Roofing supplies</u>		<u>\$9,874</u>
	More roofing supplies are needed.		
<u>12</u>	<u>Dry Wall supplies</u>		<u>\$4,909</u>
<u>13</u>	<u>Building lumber for repairing portables</u>		<u>\$9,295</u>
<u>14</u>	<u>Metal for light protectors and other projects</u>		<u>\$8,500</u>

---

**TOTAL                      \$155,826**

---

**BEDFORD COUNTY SCHOOL DISTRICT  
BEDFORD COUNTY**

**Maintenance Department Account No: 72620-336**

**Grand Total \$295,796**

	Qty	Item	Cost Per Unit	Total cost
1)	38	Circuit Boards	\$833.70	\$31,692
		For use in all HVAC units system wide.		
2)	41	Electronic Thermostat	\$92.86	\$3,807
		For use in all rooms and buildings throughout the school system.		
3)	6	Electric Thermostat	\$ 84	\$504
		For use in all rooms and buildings including portable buildings throughout the system.		
4)	4	Pneumatic Thermostats	\$100	\$ 400
		Another style of thermostat used throughout the schools system.		
5)	25	Compressors	\$1505	\$39,143
		Based on 15 year life cycle, we anticipate needing about this many compressors.		
6)	50	Electric Motors	\$373.50	\$18,675
		Needed to replace worn out motors in HVAC units.		
7)	15	Electric Elements	\$175	\$2,625
		Needed to replace heating elements in various HVAC units.		
8)	16	Hot Wtr. Pumps	\$989.37	\$15,800
		For replacement of faulty pumps system wide.		
9)	60	50# R22 Freon	\$685	\$41,000
		Needed for HVAC systems repair.		
10)	20	30# R410A Freon	\$435	\$8700
		Needed for repair of Refrigeration/Water Cooler units.		
11)	50	30# R134A	\$256	\$12,800
		Needed for Refrigeration and Water Cooler units.		
12)	78	Contactors	\$33	\$2,574
		For use with all HVAC and other electrical control circuits		
13)	20	Temp limits	\$75	\$1,500
		Used for HVAC systems repairs.		
14)	10	Condenser Coils	\$1200	\$12,000
		Used to repair HVAC units.		
15)	40	Bearings	\$80	\$3,200
		All bearings over ten years old are subject to possible failure, we replaced Approximately 35 bearings last year.		

16)	20	Zone Motors	\$498	\$9,960
		We replaced 8 zone motors this year and we anticipate needing about 10 for next year.		
17)	12	Booster Bearing Assemb.	\$86	\$1,032
		Needed for repairs of the 120 plus water pumps in the school system.		
18)	25	Transformers	\$75	\$1,875
		For use in all HVAC units system wide.		
19)	6	Proctor Relay's	\$465	\$2,790
		For use in various electrical systems throughout all schools.		
20)	20	Blower Fans	\$150	\$3,000
		Needed to replace bent and broken fans in misc. AC units.		
21)	10	Fan Shafts	\$300	\$3,000
		As bearings go bad, sometimes it damages the shaft on AC units, These shafts are for all air handlers and HVAC units.		
23)		Misc. Small Parts		\$17,011
		For misc. items not specifically mentioned above such as: misc. saw blades, drill bits, electrical connectors, specialty bolts and screws, pulleys, etc.		
24)	21	Zone Actuators	\$228	\$4,793
		Used for HVAC at new Central High and other areas		
25)	11	New HVAC units	\$3,300	\$36,300
		Replacement HVAC units system wide		

Maintenance	\$275,796
Grounds (see attached page)	\$ 20,000

---

<b>Grand Total</b>	<b>\$295,796</b>
--------------------	------------------

---

**BEDFORD COUNTY SCHOOL DISTRICT  
BEDFORD COUNTY**

Name:

Department: Grounds

Account No: 336G

---

Qty	Item	Cost Per Unit	Total cost
1	<u>Misc. repairs for the following equipment.....John Deere Tractors, John Deere Riding mowers, Kubota Riding mower, push mowers, weeders, 1518 Mower, 2 pick-up trucks, trailers and other misc grounds equipment.</u>		

---

<b>Grounds Total</b>	<b>\$20,000.00</b>
----------------------	--------------------

---

**BEDFORD COUNTY SCHOOL DISTRICT  
BEDFORD COUNTY**

**Maintenance Department Account No: 72620-338**

---

**Grand Total \$32,050**

1 Misc. Fleet repairs \$32,050

For repair of county maintenance vehicles includes engines, transmissions, suspensions,  
and tire replacement and or repair etc.

---

**TOTAL \$32,050**

---

**BEDFORD COUNTY SCHOOL DISTRICT  
BEDFORD COUNTY**

**Maintenance Department Account No: 72620-399**

**Grand Total \$166,091**

---

1	<u>Pest Control</u>	<u>\$12,080</u>
2	<u>Brown Recluse \$1100 per treatment times 15</u>	<u>\$16,500</u>
3	<u>TN Dept of E&amp;C waste permit for Com High sewer</u>	<u>\$350</u>
4	<u>Tennessee Two Way</u> Tower and transmission fees for Plant Operations radios	<u>\$780</u>
5	<u>Copier and maintenance agreement</u>	<u>\$1,800</u>
6	<u>Fire Alarms inspections as required by NFPA</u>	<u>\$31,092</u>
7	<u>Sprinkler Systems inspections as required by NFPA</u>	<u>\$22,000</u>
8	<u>Communication Cell phones and other</u>	<u>\$4082</u>
9	<u>Security Monitor for all schools</u>	<u>\$14,564</u>
10	<u>Fire Extinguishers inspections and refills etc</u>	<u>\$6,000</u>
11	<u>Termite Control</u> This includes yearly contracts and service calls.	<u>\$5000</u>
12	<u>Backflow Testing required</u>	<u>\$6,786</u>
13	<u>Bleacher Inspections</u>	<u>\$10,000</u>
14	<u>Waste water testing and inspections at Com. High</u>	<u>\$16,590</u>
15	<u>Elevator inspections</u>	<u>\$3,400</u>
16	<u>Tennessee Boiler Inspections</u>	<u>\$1,350</u>
17	<u>Annual Fire Pump inspection</u>	<u>\$1,500</u>
18	<u>Water testing (drinking water)</u>	<u>\$2,500</u>
19	<u>Fire Damper inspections</u>	<u>\$4,930</u>
	<u>TOTAL</u>	<u>\$166,091</u>

**BEDFORD COUNTY SCHOOL DISTRICT  
BEDFORD COUNTY**

**Maintenance Department Account No: 72620-412**

**Grand Total \$12,500**

---

Qty	Item	Cost Per Unit	Total cost
1	Diesel		12,500

---

Fuel for mowing equipment and big trucks.

---

TOTAL	\$12,500
-------	----------

---

**BEDFORD COUNTY SCHOOL DISTRICT  
BEDFORD COUNTY**

**Maintenance Department Account No: 72620-425**

**Grand Total \$29,600**

---

Qty	Item	Cost Per Unit	Total cost
1	Gasoline	Bid....	\$29,600

---

Fuel for trucks, mowers and backhoe.

---

<b>TOTAL</b>	<b>\$29,600</b>
--------------	-----------------

---

**BEDFORD COUNTY SCHOOL DISTRICT  
BEDFORD COUNTY**

Maintenance Account No: 72620-499

**Grand Total \$283,168**

	Qty	Item	Cost Per Unit	Total cost
1)	8114	Light Bulbs	Bid	25,438
2)	422	Ballast	Bid	7,612
3)	60	Light Fixtures	100.00	6,000
		The above needed to maintain the more than 9300 light fixtures we have throughout the school system.		
4)	400	Gal.Paint	Bid	9,990
		Painting classrooms and Hallways etc.		
5)	125	Gal Sewer solvant		4,440
		Used for maintaining enzymes in sewers and drains		
6)	60	4" & 8" Faucets	125.00	12,500
		Used to replace broken faucets in all schools		
7)	350cs	Throw a Way Filter	36.00	25,200
		Used for all HVAC units.		
8)	10 gl	Compressor Oil	9.25	93.00
		Used when changing out burned out compressors		
9)	1500Lb	Ice Melt	1.50 per lb	2,250
		This is a small ammount of Ice melt that we need to keep on hand for safety.		
10)	600qts	Motor Oil	4.85	2,910
		Needed for Maintenance trucks and other equipment.		
11)	80rls	Electrical Wire	95.00	7,600
		Electrical wire is needed for repairs and also new installation of electrical outlets for computer terminals etc.		
12)	10,000ft	EMT Thin Wall .50ft		5,000
		Conduit needed to run wiring in.		
13)		Welding rods, Acetelyne and supplies		11,500
		Needed for welding and cutting metal		
14)		Oxygen		4,900
		Needed for the cutting torch.		
15)		Degreaser & Coil Cleaner		5,600
		Used for cleaning and maintaining HVAC systems.		
16)		Commode Urinal Part		7,000
		Used to repair commodes system wide		
17)		Soap Dispensers		2,800
		To replace broken dispensers in all schools		
18)		Towel dispenser		2,500
		To replace broken dispensers throughout all schools		

19)	Commode & Urinal Replace	7,250	
	Needed to replace broken fixtures system wide		
20)	190gl Boiler Chemical	30,383	
	To be used for water treatment in all closed loop boiler systems.		
21)	200 Supply Line	8.25	2,650
	For replacement of leaky supply lines on plumbing systems		
22)	100 P-Trap 1 ½ & 1 ¼		3,448
	Needed for replacement of damaged and leaking traps at all schools.		
23)	30 P/O Plugs	18.95	1,567
	To be used as needed system wide to replace broken or lost plugs		
24)	25 Sani Napkin Disp Bxs 45.00		3,125
	Needed for replacement of broken dispensers		
25)	30 Replacement Sinks	95.50	2,865
	To be used to replace broken fixtures system wide.		
26)	Galv & Plastic Pipe		3,579
	For replacing and or repairing broken or leaky pipe throughout all schools.		
27)	30 Electric Elements	79.19	2,375
	Needed to repair Hot Water Heaters		
28)	40 Flex Supply Connectors 98.00		3,920
	To be used on all loop pumps system wide.		
29)	20 Water Coolers	686.00	13,720
	Replace all non repairable coolers as needed.		
30)	Miscellaneous Small Items		10,016
	All stock items not specifically mentioned such as: paint brushes, caulking, finish, screws, nails, liquid nail, insulation etc		
31)	20 Automatic Flush Valves	328.00	6,560
	Replacements for system wide		
32)	50 Toilet Paper Holders		1,228
	To replace broken TP holders.		
33)	10 Hand Dryers	375.00	3,750.00
	Replacements for system wide		
34)	30 Automatic Sink parts	90.00	\$2,700
	For all new schools with automatic sinks		
35)	Fire Alarm and Exit Light batteries		\$11,576
36)	Misc. Batteries for clocks and other		\$2,655
37)	Cooling Tower Chemical		\$18,196
	Cooling Towers system wide		
38)	Safety and Safety Meeting Supplies		\$2,000

<b>Maintenance</b>	<b>\$275,668</b>
<b>Grounds</b>	<b>\$7,500</b>

<b>Grand Total</b>	<b>\$283,168</b>
--------------------	------------------

**BEDFORD COUNTY SCHOOL DISTRICT  
BEDFORD COUNTY**

Account No: 599

**Grand Total \$28,950**

---

	Qty	Item	Cost Per Unit	Total cost
<b>1</b>	<b>40 loads</b>	<b>Pea Gravel</b>	<b>\$ 450.00</b>	<b>\$18,000.00</b>

Pea gravel is needed and used for cushion under all playground equipment.  
It is required for playground safety.

<b>2</b>	<b>100</b>	<b>Timbers</b>	<b>\$ 31.00</b>	<b>\$ 3,100.00</b>
----------	------------	----------------	-----------------	--------------------

Timbers are used to contain the pea gravel in the designated area.  
Occasionally timbers need to be added or replaced.

<b>3</b>	<b>1</b>	<b>Misc</b>	<b>\$3,500.00</b>	<b>\$ 2,850.00</b>
----------	----------	-------------	-------------------	--------------------

This money is needed to make needed repairs to playground equipment.

<b>4</b>	<b>Safety training, supplies etc.</b>			<b>\$2,500</b>
----------	---------------------------------------	--	--	----------------

<b>5</b>	<b>Parking Lot Concrete Bumpers</b>			<b>\$2,500</b>
----------	-------------------------------------	--	--	----------------

---

<b>TOTAL</b>			<b>\$28,950.00</b>	
--------------	--	--	--------------------	--

---

**BEDFORD COUNTY SCHOOL DISTRICT  
BEDFORD COUNTY**

**Account No: 72620-717**

		<b>Grand Total \$114,502</b>
1)	1 Maintenance Truck Needed to replace aging maintenance truck.	\$16,000
2)	1 Bucket Truck for Outside Lighting	\$16,550
3)	1 Replacement Back hoe attachment for skid loader	\$16,000
4)	Misc Replacement power tools (saws, grinders, drills etc.	\$16,000
5)	Misc Replacement hand tools (pipe wrenches, hammers, screwdrivers, channel locks, etc)	\$8,000
6)	Band Saw	\$2,500
<hr/>		
	Maintenance Total	\$66,602
	Grounds Total	\$47,900
<hr/>		
	<b>Grand Total</b>	<b>\$114,502</b>

**BEDFORD COUNTY SCHOOL DISTRICT  
BEDFORD COUNTY**

Name:

Department: **Grounds**

Account No: **717G**

---

	Qty	Item	Cost Per Unit	Total cost
1)	1	Zero Turn Mower	\$20,000	\$20,000
		New mower is needed to replace old mower.		
2)		Misc Weed Eaters, Blowers, Push Mowers and Saws		\$6,000
		Replacement Equipment		
3)		One Ton dump truck		\$12,000
		To replace existing dump truck.		
4)		One Small Riding Mower (residential type)		\$7,400
5)	1	Misc. Hand Tools		\$2,500
		The Grounds crew occasionally needs new or replacement hand tools such as shovels, rakes, special metric tools for lawn mowers etc.		

---

**TOTAL    \$47,900**

---

03/25/20

## 72620-167 Maintenance Payroll Summary

Paygrade	Yrs. Exp	Name	FTE	Hours	Rate	Annual Salary
7	15	Open	1	2080	\$ 13.29	\$ 27,643
16	3	William Warren	1	2080	\$ 13.49	\$ 28,059
7	5	Steve Hambrick	1	2080	\$ 10.78	\$ 22,422
7	5	Brian Rodrigues	1	2080	\$ 10.78	\$ 22,422
7	5	Jason Mallard	1	2080	\$ 10.78	\$ 22,422
16	6	George Ann	1	2080	\$ 14.33	\$ 29,806
16	3	Travis Prince	1	2080	\$ 13.49	\$ 28,059
16	16	Mercedes Mulgado	1	2080	\$ 16.50	\$ 34,320
16	4	Tim Shelby	1	2080	\$ 13.75	\$ 28,600
16	2	Megan Moreland	1	2080	\$ 13.22	\$ 27,498
16	3	Michael Troutt	1	2080	\$ 13.49	\$ 28,059
16	3	Billy Vaughn	1	2080	\$ 13.49	\$ 28,059
16	3	Donald Taylor	1	2080	\$ 13.49	\$ 28,059
16	3	Donny McConnell	1	2080	\$ 13.49	\$ 28,059
16	5	Mike Nickelson	1	2080	\$ 14.04	\$ 29,203
16	9	Larry Newell	1	2080	\$ 15.23	\$ 31,678
16	3	Jeff Finchum	1	2080	\$ 13.49	\$ 28,059
16	3	Wayne Miller	1	2080	\$ 13.49	\$ 28,059
16	3	Donnie Lynch	1	2080	\$ 13.49	\$ 28,059
16	6	Jeanette Rader	1	2080	\$ 14.33	\$ 29,806
16	3	Misty Owens	1	2080	\$ 13.49	\$ 28,059
16	3	Joanus Fordham	1	2080	\$ 13.49	\$ 28,059
16	2	Michael Simpson	1	2080	\$ 13.22	\$ 27,498
16	3	David Nippers	1	2080	\$ 13.49	\$ 28,059
16	3	Jarrod Waid	1	2080	\$ 13.49	\$ 28,059
19	5	Billy Armstrong	1	2080	\$ 18.13	\$ 37,710
19	4	Steven Jordan	1	2080	\$ 17.51	\$ 36,421
21	9	Darrell Goodwin	1	2080	\$ 25.91	\$ 53,893
21	11	Doug Waldrep	0.5	1040	\$ 29.11	\$ 30,274
21	11	Doug Waldrep	0.5	1040	\$ 29.11	\$ 30,274

Note 1) Food Services Pays for half of Ref Tech FTE.

Note 2) Technology pays for this FTE.

<b>Total FTE's</b>	<b>29.00</b>
<b>Average Hourly Pay</b>	<b>\$ 14.70</b>
<b>Total Salaries</b>	<b>\$886,662</b>

2020-2021 Transportation Budget Request

72710

To: Don Embry  
 From: Kenny Parker  
 Date: February 5, 2020

	<u>Last year's budget</u>	<u>This year's request</u>
196 In-Service Training	\$2,000.00	\$2,000.00
335 Travel	\$2,000.00	\$3,000.00
338 Maintenance & Repair Service Vehicles	\$8,000.00	\$8,000.00
340 Medical & Dental Services	\$7,500.00	\$10,000.00
399 Other Contracted services	\$8,000.00	\$8,000.00
412 Diesel Fuel	\$591,000.00	\$595,000.00
424 Garage Supplies	\$5,000.00	\$6,000.00
425 Gasoline	\$40,000.00	\$40,000.00
433 Lubricants	\$20,000.00	\$25,000.00
450 Tires	\$35,000.00	\$35,000.00
453 Vehicle Parts	\$100,000.00	\$100,000.00
499 Other Supplies & Materials	\$6,000.00	\$10,000.00
524 In Service/Staff Development	\$10,000.00	\$10,000.00
599 Other Charges	\$25,000.00	\$30,000.00
729 Transportation Equipment	\$612,000.00	\$621,000.00
6 New buses @\$101,000.00	\$606,000.00	
Two-Way Radios for new buses	\$3,000.00	
Copier Repair, Computer, Printer	\$6,000.00	
Video Cameras & Repairs	\$6,000.00	
	\$621,000.00	

4 New Bus Routes; 1 will be a Sped Route

**Bedford County  
School Age Care Program  
Budget Proposal for 2020/2021  
Submitted 02/27/2020**

School Age Care Program  
27-Feb-20

<b>Revenues</b>	<b>2019/2020</b>	<b>2020/2021</b>
Tuition	492,510.00	547,578.00
Summer Registration Fees	6,000.00	6,000.00
Registration Fees	4,500.00	6,000.00
<b>Total Revenue</b>	<b>503,010.00</b>	<b>559,578.00</b>
<b>Expenditures</b>		
146-73300		
105 Program Director	55,000.00	60,000.00
162 Clerical (Assist. Director & Sec. Bookkeeper)	51,000.00	55,000.00
169 Part-time Personnel	250,377.00	274,359.00
189 Other Salaries & Wages	2,000.00	2,000.00
201 Social Security	22,085.00	24,264.00
204 State Retirement	9,807.00	10,149.00
207 Medical Insurance	30,000.00	30,000.00
210 Unemployment Compensation	4,000.00	2,000.00
212 Medicare	5,165.00	5,675.00
307 Communication	2,000.00	2,000.00
336 Maintenance & Repair	1,150.00	1,500.00
355 Travel	4,410.00	4,410.00
399 Other Contracted Services	300.00	300.00
422 Food Supplies	25,700.00	29,709.00
429 Instruct. Supplies & Materials	17,841.00	21,362.00
499 Other Supplies & Materials	10,850.00	13,125.00
513 Worker's Comp. Insurance	1,500.00	1,500.00
524 In-service/Staff Development	2,525.00	3,125.00
599 Other Charges	1,800.00	3,400.00
790 Other Equipment	5,500.00	15,700.00
<b>Total Expenditures</b>	<b>503,010.00</b>	<b>559,578.00</b>

1800

# SACP

Estimate for 2020/2021

146-73300-169

Part time personnel

Pay Grade	Years Exp.		Position	Location	NAME	# Wks	Per Wk	Annu Hrs	Estimated Rate 2020/2021	Est. Total Sal.	Retirement
	2020/2021										
2	1		Program Assist.	CA	Makayla Head	50	20	1000	8.67	\$ 8,670.00	
2	1		Program Assist.	CA	Jamison Parker	50	20	1000	8.67	\$ 8,670.00	
2	1		Program Assist.	CA	Corrie McAnally	50	20	1000	8.67	\$ 8,670.00	
2	1		Program Assist.	CA	Tiffany Blessing	50	20	1000	8.67	\$ 8,670.00	
2	1		Program Assist.	CA	Heather Jacobs	40	11	440	8.67	\$ 3,814.80	
2	1		Program Assist.	CO	Morgan Newbern	50	28	1000	8.67	\$ 12,138.00	
2	1		Program Assist.	CO	Maddie Schneider	50	28	1200	8.67	\$ 12,138.00	
2	1		Program Assist.	CO	Judy Alexander	50	12	1200	8.67	\$ 5,202.00	\$ 5,202.00
2	2		Program Assist.	EA	Alexis Holtz	50	24	1000	8.82	\$ 10,584.00	
2	2		Program Assist.	EA	Marie Adcock	50	8	336	10.34	\$ 4,136.00	
2	12		Program Assist.	EA	Brittany Holman	40	10	336	10.44	\$ 4,176.00	
2	14		Program Assist.	EA	Christina Brooks	50	28	1000	9.13	\$ 12,782.00	
2	3		Program Assist.	ES	ShuVonta Morton	50	20	1200	8.67	\$ 8,670.00	
2	1		Program Assist.	LW	Magen Williams	50	20	1000	9.13	\$ 9,130.00	
2	3		Program Assist.	LI	Kathy Hinson	50	10	500	9.79	\$ 4,895.00	\$ 4,895.00
2	8		Program Assist.	LI	Tabitha Canady	50	28	900	8.67	\$ 12,138.00	
2	1		Program Assist.	SS	Jenna Munson	50	12	300	8.67	\$ 5,202.00	
2	1		Program Assist.	SS	Braden McTigue	50	20	1200	8.82	\$ 8,820.00	
2	2		Program Assist.	TH	Meadow Davenport	50	20	1400	8.67	\$ 8,670.00	
2	1		Program Assist.	TH	Emonni Reynolds	50	20	290	8.67	\$ 8,670.00	
2	1		Program Assist.	Summer	Summer Staff	10	30	290	8.52	\$ 2,556.00	
2	1		Program Assist.	Summer	TBD	10	30	300	9.45	\$ 2,835.00	
22	27		Cafeteria	Summer	Beverly Vaughn	10	40	360	18.00	\$ 7,200.00	\$ 7,200.00
18	2		Site Director	CA	Ally Ward	50	20	960	10.93	\$ 10,930.00	
18	8		Site Director	CO	Colt Boyce	50	28	1400	12.57	\$ 17,598.00	\$ 17,598.00
18	3		Site Director	EA	Dawson Long	50	28	1456	10.93	\$ 15,302.00	
18	2		Site Director	ES	Morgan Williams	50	28	1456	10.93	\$ 15,302.00	
18	3		Site Director	LW	Meghan Messick	50	20	960	10.93	\$ 1,093.00	
18	4		Site Director	LI	Jessica Hockaday	40	22	880	11.19	\$ 9,847.20	\$ 9,847.20
18	3		Site Director	SS		50	28	1456	10.93	\$ 15,302.00	
18	6		Site Director	TH	Jami Johnson	50	18	900	11.72	\$ 10,548.00	\$ 10,548.00
										<b>\$ 274,359.00</b>	<b>\$ 55,290.20</b>

SACP's Projected Budget for 2020/21

Full Days 74 School Days 174

			Revenue
Full Day Average Attendance		110	\$128,760
PM Only	230	160	\$276,660
AM & PM	80	70	\$132,240
AM Only		10	\$9,918
			Subtotal:
Summer Registration Fees		400x15.	\$6,000
School Year Reg. Fees		600x10.	\$6,000
Total Projected Revenue:			<b>\$559,578</b>

			Expenditures
146-73300			
Program Director		(105)	\$60,000
Clerical Personnel		(162)	\$55,000
Part-time Personnel	\$55290.20 school system employees	(169)	\$274,359
Other Salaries & Wages		(189)	\$2,000
Total Salaries			<b>\$391,359</b>

Social Security .062		(201)	\$24,264
State Retirement 5.96%	Total: \$164,550.	(204)	\$10,149
Medical Insurance		(207)	\$30,000
Unemployment Comp.		(210)	\$2,000
Employer Medicare .0145		(212)	\$5,675
Communication		(307)	\$2,000
Maintenance/Repair		(336)	\$1,500
Travel		(355)	\$4,410
Other Contracted Services		(399)	\$300
Food Supplies		(422)	\$29,709
Instructional Supplies		(429)	\$21,362
Other Supplies & Materials		(499)	\$13,125
Worker's Comp. Insurance		(513)	\$1,500
In-Service Staff Development		(524)	\$3,125
Other Charges		(599)	\$3,400
Other Equipment		(790)	\$15,700
		Total Projected Expenditures:	<b>\$559,578</b>

<b>307 Communication</b>	Phones 2 x \$250= \$500. Verizon \$1500	\$2,000
<b>336 Maintenance &amp; Repair</b>	Copier Service Agreement \$1000. Misc. \$150.	\$1,150
<b>355 Travel</b>	Rachael 12x75.= \$900., Assist Dir 12 x 75.= \$900, Tammy 12x30.= \$360. Bus \$2250.	\$4,410
<b>399 Other Contracted Services</b>		\$300
<b>422 Food Supplies</b>	240x174x.48=20045. 110x74x2x.48=7814. Cultural events/spec. occa. 350. In-service/SD Mtgs 500., Summer staff extras 1000.	\$29,709
<b>429 Instruction Supplies &amp; Mat.</b>	240x174x.34= \$14198. 110x74x2x.34= \$5535. Site startup 100x8= \$800. Summer enrichment \$829	\$21,362
<b>499 Other Supplies &amp; Materials</b>	Sports Equip. 3000. Office/Site Supplies 3500. Resource Materials 1000. Software License 1000. Custodial Supplies 1500. Ink 425. Copy Paper 675. Postage 575. Printer Use (Riso) 250. Receipt Books 1200.	\$13,125
<b>513 Worker's Comp. Insurance</b>		\$1,500
<b>524 In-Service &amp; Staff Developm.</b>	CPR-1st Aid 16x55.=880., Care Courses 950., Staff Shirts (Summer) 30x15x2.=900., Summer Staff Meal 395.	\$3,125
<b>599 Other Charges Refunds</b>	300. Materials for maint. 500., Materials office repair 1000., Shades 600, shelving 1000	\$3,400
<b>790 Other Equipment</b>	Computers 2@1100.=2200. Software 500. Printers 600. 10 Cabinets (each site plus office)x 650=\$6500. 3 Desks @ 1500.=4500., 2 Refrigerators @ 700=1400.	\$15,700

## Liberty Drive

Daniel Kleindienst <kleindienst@bedfordk12tn.net>

Mon 5/18/2020 7:59 AM

To: Don Embry <embry@bedfordk12tn.net>

Cc: Suzanne Alexander <hickss@bedfordk12tn.net>; Robert Daniel <robert.daniel@bedfordcountyttn.org>

 1 attachments (11 KB)

A 3 2021 Capital Outlay II.xlsx;

I have edited my Capital Outlay request document to include an additional \$10,000 (gravel and survey) to pay for an overflow drive at Liberty School.

Please see attached

Thank you,

*Appreciation Fuels Performance!*

*Daniel Kleindienst  
Director of Maintenance,  
Bedford County Schools*

# Special Projects/Capital Outlay 2020/2021

## Misc. System Wide

Central High Concrete Repair gym, front, and theater entrances	17,500
Flashing Paint and Repairs System Wide	30,000
Replacement HVAC Units System Wide	45,000
Security System Upgrades	15,000
Fire Alarm Upgrades	11,500
Energy Management Control upgrades	65,000
Drop Ceiling Tile and Grid replacement	25,000
Replacement Floor Tile and Carpet	55,000
Various Fencing Projects	15,000
Parking Lot Repairs System Wide	17,200
Door Replacements System Wide	33,750
Locks System Wide	19,400
Crane and Equipment Rentals	7,500
Fire Marshal Improvements	7,500
Misc Large Roof Repairs	32,000
Bleacher Repairs and Replacements System Wide	85,000
Concrete for Sidewalks, Pads and Ramps	18,000

**Sub Total** **\$499,350**

## Major Capital System Wide

Vocational Roof	250,000
Community Parking Lot Repairs	65,000
Vocational Parking Lot Repairs	95,000
5 HVAC Rooftop units at Cascade Middle	375,000
Cascade Ele Gym Floor Repair/Replace	54,900
Southside Cooling Tower replacement	72,000
Liberty Intercom System	25,000
Liberty HVAC Rooftop Units	36,665
HVAC units for E. Side Café	30,000
HVAC units for Thomas Café	30,000
HVAC units for Eakin Café	30,000
East Side Window Replacements	146,000
Overflow Drive at Learning Way (phase 1 gravel)	10,000

**Total** **\$1,718,915**

**BEDFORD COUNTY BOARD OF EDUCATION**  
**STATE & LOCAL SALARY SCHEDULE FOR TEACHERS/PRINCIPALS**  
**2020-21**

Years Experience	BS	MA	MA+	EDS	PhD
0	39,583	42,823	45,531	47,084	50,151
1	40,890	43,629	46,911	48,441	51,772
2	41,146	43,880	47,164	48,694	22,023
3	41,430	44,527	47,848	49,424	52,830
4	41,726	45,373	48,721	50,355	53,870
5	42,513	46,287	49,689	51,330	54,915
6	43,532	47,445	50,909	52,627	56,328
7	44,369	48,405	51,904	53,678	57,460
8	45,543	49,752	53,312	55,172	59,103
9	46,424	50,743	54,380	56,281	60,311
10	46,612	50,965	54,621	56,504	60,530
11	47,938	52,189	55,710	57,627	61,745
12	48,286	52,716	55,904	57,864	62,004
13	48,657	53,269	57,032	59,017	63,262
14	48,870	53,517	57,250	59,253	63,486
15	49,824	54,589	58,696	60,440	64,774
16	50,197	55,020	59,004	60,937	65,320
17	50,599	55,479	59,336	61,448	65,890
18	50,983	55,924	59,810	61,951	66,450
19	51,399	56,391	60,313	62,478	67,037
20	51,545	56,396	60,317	62,482	67,040
21	51,689	56,400	60,321	62,486	67,044
22	51,996	56,403	60,325	62,490	67,048
23	52,324	56,407	60,329	62,494	67,051
24	52,674	56,651	60,334	62,498	67,054
25	53,050	56,913	60,339	62,503	67,059
26	53,453	57,193	60,633	62,506	67,062
27	53,883	57,494	60,949	62,510	67,065
28	54,342	57,815	61,285	62,792	67,068
29	54,836	58,159	61,466	62,832	67,127
30+	55,362	58,527	61,647	63,415	67,186

**BEDFORD COUNTY BOARD OF EDUCATION  
STATE & LOCAL SALARY SCHEDULE FOR SUPERVISORS  
2020-21**

<b>Years Experience</b>	<b>BS</b>	<b>MA</b>	<b>MA+</b>	<b>EDS</b>	<b>PhD.</b>
0	41,276	44,509	47,757	49,591	52,491
1	42,183	45,890	48,710	50,468	53,471
2	42,447	45,943	48,973	50,733	53,682
3	43,074	46,613	49,686	51,492	54,508
4	43,874	47,495	50,588	52,454	55,585
5	44,730	48,444	51,595	53,461	56,649
6	45,842	49,643	52,852	54,805	58,099
7	46,750	50,638	53,883	55,896	59,250
8	48,019	52,042	55,347	57,448	60,925
9	48,977	53,075	56,445	58,595	62,173
10	49,223	53,297	56,684	58,828	62,393
11	50,224	54,372	57,827	59,987	63,653
12	50,483	54,582	58,025	60,232	63,898
13	51,485	55,687	59,200	61,425	65,199
14	51,754	55,935	59,511	61,686	65,413
15	52,798	57,056	60,599	62,902	66,745
16	53,236	57,507	61,079	62,906	67,303
17	53,693	57,980	61,582	63,944	67,888
18	53,744	57,985	62,077	64,467	68,460
19	54,619	58,932	62,596	65,016	69,059
20	54,673	58,936	62,600	65,020	69,064
21	54,888	58,940	62,605	65,025	69,068
22	55,110	58,944	62,609	65,029	69,072
23	55,343	58,948	62,613	65,033	69,075
24	55,585	59,231	62,618	65,037	69,079
25	55,836	59,533	62,624	65,042	69,083
26	56,096	59,857	62,937	65,047	69,087
27	56,369	60,205	63,272	65,051	69,092
28	56,651	60,576	63,631	65,366	69,095
29	56,798	60,774	63,823	65,534	69,097
30+	56,945	60,973	64,016	65,702	69,099

ALL SALARIES BY ACCOUNT NUMBER  
2020-21

Account No.	Degree	Years Exp.	Total S & L Index	State Teacher Supp.	Local Admin. Supp.	Non Admin. Supp.	Ext. Time	Paid Thru GPS Fund			
								Career Ladder	Extended Contract	C. L.	
<b>INSTRUCTION</b>											
<b>21 - Cascade Elementary</b>											
71100-116	1.0	1	40,890	-	-	-	-	-	-	40,890	-
71100-116	1.0	2	41,146	-	-	-	-	-	-	41,146	-
71100-116	1.0	6	43,532	-	-	-	-	-	-	43,532	-
71100-116	1.0	9	46,424	-	-	-	-	-	-	46,424	-
71100-116	1.0	12	48,286	-	-	-	-	-	-	48,286	-
71100-116	1.0	14	48,870	-	-	-	-	-	-	48,870	-
71100-116	1.0	14	48,870	-	-	-	-	-	-	48,870	-
71100-116	1.0	15	49,824	-	-	-	-	-	-	49,824	-
71100-116	1.0	20	51,545	-	-	-	-	-	-	51,545	-
71100-116	1.0	20	51,545	-	-	-	-	-	-	51,545	-
71100-116	1.0	21	51,689	-	-	-	-	-	-	51,689	-
71100-116	1.0	21	51,689	-	-	-	-	-	-	51,689	-
71100-116	1.0	21	51,689	-	-	-	-	-	-	51,689	-
71100-116	1.0	24	52,674	-	-	-	-	-	-	52,674	-
71100-116	1.0	24	52,674	-	-	-	-	-	-	52,674	1,000
71100-116	1.0	24	52,674	-	-	-	-	-	-	52,674	1,000
71100-116	1.0	24	52,674	-	-	-	-	-	-	52,674	1,000
71100-116	1.0	28	54,342	-	-	-	-	-	-	54,342	-
71100-116	1.0	28	54,342	-	-	-	-	-	-	54,342	1,000
71100-116	1.0	28	54,342	-	-	-	-	-	-	54,342	1,000
71100-116	1.0	29	54,836	-	-	-	-	-	-	54,836	1,000
71100-116	1.0	1	43,629	-	-	-	-	-	-	43,629	-
71100-116	1.0	8	49,752	-	-	-	-	-	-	49,752	-
71100-116	1.0	16	55,020	-	-	-	-	-	-	55,020	-
71100-116	1.0	16	55,020	-	-	-	-	-	-	55,020	-
71100-116	1.0	20	56,396	-	-	-	-	-	-	56,396	-
71100-116	1.0	22	56,403	-	-	-	-	-	-	56,403	-
71100-116	1.0	23	56,407	-	-	-	-	-	-	56,407	-
71100-116	1.0	25	56,913	-	-	-	-	-	-	56,913	1,000
71100-116	1.0	26	57,193	-	-	-	-	-	-	57,193	1,000
71100-116	1.0	27	57,494	-	-	-	-	-	-	57,494	1,000
71100-116	1.0	33	29,264	-	-	-	-	-	-	29,264	500
71100-116	1.0	42	29,264	-	-	-	-	-	-	29,264	1,000
71100-116	33.0		1,657,311	-	-	-	-	-	-	1,661,972	10,500
71100-116										4,661	

Account No.	INSTRUCTION	Degree	Years Exp.	Total S & L Index	State Teacher Supp.	Local Admin. Supp.	Non Admin. Supp.	Ext. Time	Total	Paid Thru GPS Fund		
										Career Ladder	Extended Contract	C. L.
71100-116	25 - Cascade Middle School	Bachelors	2	41,146	-	-	-	-	41,146	-	-	-
71100-116		Bachelors	3	41,430	-	-	-	-	41,430	-	-	-
71100-116		Bachelors	5	42,513	-	-	-	-	42,513	-	-	-
71100-116		Bachelors	6	43,532	-	-	-	-	43,532	-	-	-
71100-116		Bachelors	11	47,938	-	-	-	-	47,938	-	-	-
71100-116		Bachelors	11	47,938	-	-	-	-	47,938	-	-	-
71100-116		Bachelors	18	50,983	-	-	-	-	50,983	-	-	-
71100-116		Bachelors	18	50,983	-	-	-	-	50,983	-	-	-
71100-116		Bachelors	21	51,689	-	-	-	-	51,689	-	-	-
71100-116		Bachelors	21	51,689	-	-	-	-	51,689	-	-	-
71100-116		Bachelors	26	53,453	-	-	-	-	53,453	1,000	-	-
71100-116		Bachelors	27	53,883	-	-	-	-	53,883	1,000	-	-
71100-116		Bachelors	32	55,362	-	-	-	-	55,362	1,000	-	-
71100-116		Bachelors	32	55,362	-	-	-	-	55,362	1,000	-	-
71100-116		EDS	23	62,494	-	-	-	-	62,494	-	-	-
71100-116		Masters	9	50,743	-	-	-	-	50,743	-	-	-
71100-116		Masters	11	52,189	-	-	-	-	52,189	-	-	-
71100-116		Masters	18	55,924	-	-	-	-	55,924	-	-	-
71100-116		Masters	22	56,403	-	-	-	-	56,403	-	-	-
71100-116		Masters	26	57,193	-	-	-	-	57,193	1,000	-	-
71100-116		Masters	32	58,527	-	-	-	-	58,527	1,000	-	-
71100-116									4,561			
				974,323					978,884		5,000	
			19.0									

Account No.	Degree	Years Exp.	Total S & L Index	State Teacher Supp.	Local Admin. Supp.	Non Admin. Supp.	Ext. Time	Paid Thru GPS Fund			
								Career Ladder	Extended Contract	C. L.	
<b>INSTRUCTION</b>											
01 - Cascade High School											
71100-116	Bachelors	2	41,146	-	-	-	-	41,146	-	-	-
71100-116	Bachelors	3	41,430	-	-	-	-	41,430	-	-	-
71100-116	Bachelors	5	42,513	-	-	-	-	42,513	-	-	-
71100-116	Bachelors	8	45,543	-	-	-	-	45,543	-	-	-
71100-116	Bachelors	8	45,543	-	-	-	-	45,543	-	-	-
71100-116	Bachelors	11	47,938	-	-	-	-	47,938	-	-	-
71100-116	Bachelors	11	47,938	-	-	-	-	47,938	-	-	-
71100-116	Bachelors	13	48,657	-	-	-	-	48,657	-	-	-
71100-116	Bachelors	15	49,824	-	-	-	-	49,824	-	-	-
71100-116	Bachelors	15	49,824	-	-	-	-	49,824	-	-	-
71100-116	Bachelors	18	50,983	-	-	-	-	50,983	-	-	-
71100-116	Bachelors	18	50,983	-	-	-	-	50,983	-	-	-
71100-116	Bachelors	20	51,545	-	-	-	-	51,545	-	-	-
71100-116	Bachelors	26	53,453	-	-	-	-	53,453	1,000	-	-
71100-116	Bachelors	28	54,342	-	-	-	-	54,342	1,000	-	-
71100-116	Bachelors	29	54,836	-	-	-	-	54,836	1,000	-	-
71100-116	Masters	3	44,527	-	-	-	-	44,527	-	-	-
71100-116	Masters	6	47,445	-	-	-	-	47,445	-	-	-
71100-116	Masters	8	49,752	-	-	-	-	49,752	-	-	-
71100-116	Masters	12	52,716	-	-	-	-	52,716	-	-	-
71100-116	Masters	19	56,391	-	-	-	-	56,391	-	-	-
71100-116	Masters	27	57,494	-	-	-	-	57,494	1,000	-	-
71100-116	Masters	28	57,815	-	-	-	-	57,815	1,000	-	-
71100-116	Masters	32	58,527	-	-	-	-	58,527	1,000	-	-
71100-116	Masters	37	58,527	-	-	-	-	58,527	1,000	-	-
								<b>1,309,516</b>	<b>7,000</b>	<b>1,498,901</b>	<b>-</b>
71100-116								4,661			
71100-116								184,723			



Account No.	Degree	Years Exp.	Total S & L Index	State Teacher Supp.	Local Admin. Supp.	Non Admin. Supp.	Ext. Time	Paid Thru GPS Fund		
								Total	Career Ladder	C. L. Extended Contract
<b>INSTRUCTION</b>										
24 - Community Middle										
71100-116	Bachelors	5	42,513	-	-	-	-	42,513	-	-
71100-116	Bachelors	5	42,513	-	-	-	-	42,513	-	-
71100-116	Bachelors	6	43,532	-	-	-	-	43,532	-	-
71100-116	Bachelors	6	43,532	-	-	-	-	43,532	-	-
71100-116	Bachelors	9	46,424	-	-	-	-	46,424	-	-
71100-116	Bachelors	10	46,812	-	-	-	-	46,812	-	-
71100-116	Bachelors	11	47,938	-	-	-	-	47,938	-	-
71100-116	Bachelors	14	48,870	-	-	-	-	48,870	-	-
71100-116	Bachelors	21	51,689	-	-	-	-	51,689	-	-
71100-116	Bachelors	28	54,342	-	-	-	-	54,342	-	-
71100-116	Masters	11	52,189	-	-	-	-	52,189	-	-
71100-116	Masters	13	53,269	-	-	-	-	53,269	-	-
71100-116	Masters	15	54,589	-	-	-	-	54,589	-	-
71100-116	Masters	16	55,020	-	-	-	-	55,020	-	-
71100-116	Masters	17	55,479	-	-	-	-	55,479	-	-
71100-116	Masters	19	56,391	-	-	-	-	56,391	-	-
71100-116	Masters	19	56,391	-	-	-	-	56,391	-	-
71100-116	Masters	20	56,396	-	-	-	-	56,396	-	-
71100-116	Masters	21	56,400	-	-	-	-	56,400	-	-
71100-116	Masters	36	58,527	-	-	-	-	58,527	1,000	-
71100-116			4,561					4,561		
71100-116										
			1,079,007					1,079,007	1,000	
			21.0							

Account No.	INSTRUCTION	Degree	Years Exp.	Total S & L Index	State Teacher Supp.	Local Admin. Supp.	Non Admin. Supp.	Ext. Time	Total	Paid Thru GPS Fund	
										Career Ladder	C. L. Extended Contract
71100-116	03 - Community High School	Bachelors	2	41,146	-	-	-	-	41,146	-	-
71100-116		Bachelors	2	41,146	-	-	-	-	41,146	-	-
71100-116		Bachelors	7	44,369	-	-	-	-	44,369	-	-
71100-116		Bachelors	7	44,369	-	-	-	-	44,369	-	-
71100-116		Bachelors	8	45,543	-	-	-	-	45,543	-	-
71100-116		Bachelors	12	48,286	-	-	-	-	48,286	-	-
71100-116		Bachelors	13	48,657	-	-	-	-	48,657	-	-
71100-116		Bachelors	15	49,824	-	-	-	-	49,824	-	-
71100-116		Bachelors	22	52,324	-	-	-	-	52,324	-	-
71100-116		Bachelors	25	53,050	-	-	-	-	53,050	1,000	-
71100-116		Bachelors	30	55,362	-	-	-	-	55,362	1,000	-
71100-116		Bachelors	32	55,362	-	-	-	-	55,362	1,000	-
71100-116		Bachelors	32	55,362	-	-	-	-	55,362	1,000	-
71100-116		Bachelors	33	55,362	-	-	-	-	55,362	1,000	-
71100-116		Masters	2	43,880	-	-	-	-	43,880	-	-
71100-116		Masters	4	45,373	-	-	-	-	45,373	-	-
71100-116		Masters	13	53,269	-	-	-	-	53,269	-	-
71100-116		Masters	15	54,589	-	-	-	-	54,589	-	-
71100-116		Masters	18	55,924	-	-	-	-	55,924	-	-
71100-116		Masters	40	58,527	-	-	-	-	58,527	2,000	-
71100-116		Masters +	37	61,647	-	-	-	-	61,647	1,000	-
71100-116		PhD	10	60,530	-	-	-	-	60,530	-	-
71100-116									4,661		
71100-116									184,722		
									22.0	1,123,901	8,000

Account No.	INSTRUCTION	Degree	Years Exp.	Total S & L Index	State Teacher Supp.	Local Admin. Supp.	Non Admin. Supp.	Ext. Time	Total	Paid Thru GPS Fund	
										Career Ladder	C. L. Extended Contract
71100-116	02 - Central	Bachelors	1	40,890	-	-	-	-	40,890	-	-
71100-116		Bachelors	1	40,890	-	-	-	-	40,890	-	-
71100-116		Bachelors	2	41,146	-	-	-	-	41,146	-	-
71100-116		Bachelors	2	41,146	-	-	-	-	41,146	-	-
71100-116		Bachelors	3	41,430	-	-	-	-	41,430	-	-
71100-116		Bachelors	3	41,430	-	-	-	-	41,430	-	-
71100-116		Bachelors	4	41,726	-	-	-	-	41,726	-	-
71100-116		Bachelors	4	41,726	-	-	-	-	41,726	-	-
71100-116		Bachelors	6	43,532	-	-	-	-	43,532	-	-
71100-116		Bachelors	7	44,369	-	-	-	-	44,369	-	-
71100-116		Bachelors	7	44,369	-	-	-	-	44,369	-	-
71100-116		Bachelors	7	44,369	-	-	-	-	44,369	-	-
71100-116		Bachelors	8	45,543	-	-	-	-	45,543	-	-
71100-116		Bachelors	8	45,543	-	-	-	-	45,543	-	-
71100-116		Bachelors	10	46,612	-	-	-	-	46,612	-	-
71100-116		Bachelors	11	47,938	-	-	-	-	47,938	-	-
71100-116		Bachelors	13	48,657	-	-	-	-	48,657	-	-
71100-116		Bachelors	13	48,657	-	-	-	-	48,657	-	-
71100-116		Bachelors	18	50,983	-	-	-	-	50,983	-	-
71100-116		Bachelors	20	51,545	-	-	-	-	51,545	-	-
71100-116		Bachelors	24	52,674	-	-	-	-	52,674	-	-
71100-116		Bachelors	26	53,453	-	-	-	-	53,453	-	-
71100-116		Bachelors	30	55,362	-	-	-	-	55,362	-	-
71100-116		Bachelors	33	55,362	-	-	-	-	55,362	-	-
71100-116		EdS	19	62,478	-	-	-	-	62,478	-	-
71100-116		Masters	1	43,629	-	-	-	-	43,629	-	-
71100-116		Masters	2	43,880	-	-	-	-	43,880	-	-
71100-116		Masters	2	43,880	-	-	-	-	43,880	-	-
71100-116		Masters	4	45,373	-	-	-	-	45,373	-	-
71100-116		Masters	4	45,373	-	-	-	-	45,373	-	-
71100-116		Masters	9	50,743	-	-	-	-	50,743	-	-
71100-116		Masters	9	50,743	-	-	-	-	50,743	-	-
71100-116		Masters	11	52,189	-	-	-	-	52,189	-	-
71100-116		Masters	11	52,189	-	-	-	-	52,189	-	-
71100-116		Masters	12	52,716	-	-	-	-	52,716	-	-
71100-116		Masters	12	52,716	-	-	-	-	52,716	-	-

Account No.	InSTRUCTION	Degree	Years Exp.	Total S & L Index	State Teacher Supp.	Local Admin. Supp.	Non Admin. Supp.	Ext. Time	Total	Career Ladder	C. L. Extended Contract
71100-116	02 - Central (Cont.)	Masters	13	53,269	-	-	-	-	53,269	-	-
71100-116		Masters	13	53,269	-	-	-	-	53,269	-	-
71100-116		Masters	14	53,517	-	-	-	-	53,517	-	-
71100-116		Masters	15	54,589	-	-	-	-	54,589	-	-
71100-116		Masters	16	55,020	-	-	-	-	55,020	-	-
71100-116		Masters	18	55,924	-	-	-	-	55,924	-	-
71100-116		Masters	22	56,403	-	-	-	-	56,403	-	-
71100-116		Masters	23	56,407	-	-	-	-	56,407	-	-
71100-116		Masters	23	56,407	-	-	-	-	56,407	-	-
71100-116		Masters	24	56,651	-	-	-	-	56,651	-	-
71100-116		Masters	24	56,651	-	-	-	-	56,651	-	-
71100-116		Masters	26	57,193	-	-	-	-	57,193	1,000	-
71100-116		Masters	26	57,193	-	-	-	-	57,193	1,000	-
71100-116		Masters	30	58,527	-	-	-	-	58,527	1,000	-
71100-116		Masters +	2	47,164	-	-	-	-	47,164	-	-
71100-116		Masters +	12	55,904	-	-	-	-	55,904	-	-
71100-116		Masters +	13	57,032	-	-	-	-	57,032	-	-
71100-116		Masters +	19	60,313	-	-	-	-	60,313	-	-
71100-116		Masters +	22	60,325	-	-	-	-	60,325	-	-
71100-116		Masters +	23	60,329	-	-	-	-	60,329	-	-
71100-116									4,661		
71100-116									4,661		
71100-116									144,822		
<b>58.0</b>										<b>3,073,382</b>	<b>8,000</b>

Account No.	INSTRUCTION	Degree	Years Exp.	Total S & L Index	State Teacher Supp.	Local Admin. Supp.	Non Admin. Supp.	Ext. Time	Total	Paid Thru GPS Fund	
										Career Ladder	Extended Contract
71100-116	04 - Eakin	1.0	1	40,890	-	-	-	-	40,890	-	-
71100-116		1.0	3	41,430	-	-	-	-	41,430	-	-
71100-116		1.0	3	41,430	-	-	-	-	41,430	-	-
71100-116		1.0	3	41,430	-	-	-	-	41,430	-	-
71100-116		1.0	3	41,430	-	-	-	-	41,430	-	-
71100-116		1.0	3	41,430	-	-	-	-	41,430	-	-
71100-116		1.0	3	41,430	-	-	-	-	41,430	-	-
71100-116		1.0	4	41,726	-	-	-	-	41,726	-	-
71100-116		1.0	4	41,726	-	-	-	-	41,726	-	-
71100-116		1.0	4	41,726	-	-	-	-	41,726	-	-
71100-116		1.0	4	41,726	-	-	-	-	41,726	-	-
71100-116		1.0	5	42,513	-	-	-	-	42,513	-	-
71100-116		1.0	5	42,513	-	-	-	-	42,513	-	-
71100-116		1.0	5	42,513	-	-	-	-	42,513	-	-
71100-116		1.0	6	43,532	-	-	-	-	43,532	-	-
71100-116		1.0	6	43,532	-	-	-	-	43,532	-	-
71100-116		1.0	6	43,532	-	-	-	-	43,532	-	-
71100-116		1.0	8	45,543	-	-	-	-	45,543	-	-
71100-116		1.0	9	46,424	-	-	-	-	46,424	-	-
71100-116		1.0	9	46,424	-	-	-	-	46,424	-	-
71100-116		1.0	11	47,938	-	-	-	-	47,938	-	-
71100-116		1.0	13	48,657	-	-	-	-	48,657	-	-
71100-116		1.0	15	49,824	-	-	-	-	49,824	-	-
71100-116		1.0	27	53,883	-	-	-	-	53,883	1,000	-
71100-116		1.0	29	54,836	-	-	-	-	54,836	1,000	-
71100-116		1.0	33	55,362	-	-	-	-	55,362	1,000	-
71100-116		1.0	4	50,355	-	-	-	-	50,355	-	-
71100-116		1.0	4	45,373	-	-	-	-	45,373	-	-
71100-116		1.0	5	46,287	-	-	-	-	46,287	-	-
71100-116		1.0	6	47,445	-	-	-	-	47,445	-	-
71100-116		1.0	6	47,445	-	-	-	-	47,445	-	-
71100-116		1.0	10	50,965	-	-	-	-	50,965	-	-
71100-116		1.0	10	50,965	-	-	-	-	50,965	-	-
71100-116		1.0	11	52,189	-	-	-	-	52,189	-	-
71100-116		1.0	11	52,189	-	-	-	-	52,189	1,000	-
71100-116		1.0	18	55,924	-	-	-	-	55,924	-	-
71100-116		1.0	10	60,530	-	-	-	-	60,530	-	-
71100-116		1.0							4,661		
									1,855,536		
									40.0		
									1,860,197		4,000



Account No.	INSTRUCTION	Degree	Years Exp.	Total S & L Index	State Teacher Supp.	Local Admin. Supp.	Non Admin. Supp.	Ext. Time	Paid Thru GPS Fund			
									Career Ladder	Extended Contract	C. L.	
07 - Harris												
71100-116		Bachelors	1	40,890	-	-	-	-	-	-	40,890	-
71100-116		Bachelors	1	40,890	-	-	-	-	-	-	40,890	-
71100-116		Bachelors	1	40,890	-	-	-	-	-	-	40,890	-
71100-116		Bachelors	1	40,890	-	-	-	-	-	-	40,890	-
71100-116		Bachelors	1	40,890	-	-	-	-	-	-	40,890	-
71100-116		Bachelors	2	41,146	-	-	-	-	-	-	41,146	-
71100-116		Bachelors	2	41,146	-	-	-	-	-	-	41,146	-
71100-116		Bachelors	2	41,146	-	-	-	-	-	-	41,146	-
71100-116		Bachelors	3	41,430	-	-	-	-	-	-	41,430	-
71100-116		Bachelors	3	41,430	-	-	-	-	-	-	41,430	-
71100-116		Bachelors	4	41,726	-	-	-	-	-	-	41,726	-
71100-116		Bachelors	5	42,513	-	-	-	-	-	-	42,513	-
71100-116		Bachelors	5	42,513	-	-	-	-	-	-	42,513	-
71100-116		Bachelors	6	43,532	-	-	-	-	-	-	43,532	-
71100-116		Bachelors	6	43,532	-	-	-	-	-	-	43,532	-
71100-116		Bachelors	7	44,369	-	-	-	-	-	-	44,369	-
71100-116		Bachelors	7	44,369	-	-	-	-	-	-	44,369	-
71100-116		Bachelors	8	45,543	-	-	-	-	-	-	45,543	-
71100-116		Bachelors	8	45,543	-	-	-	-	-	-	45,543	-
71100-116		Bachelors	10	46,612	-	-	-	-	-	-	46,612	-
71100-116		Bachelors	10	46,612	-	-	-	-	-	-	46,612	-
71100-116		Bachelors	11	47,938	-	-	-	-	-	-	47,938	-
71100-116		Bachelors	11	47,938	-	-	-	-	-	-	47,938	-
71100-116		Bachelors	12	48,286	-	-	-	-	-	-	48,286	-
71100-116		Bachelors	12	48,286	-	-	-	-	-	-	48,286	-
71100-116		Bachelors	13	48,657	-	-	-	-	-	-	48,657	-
71100-116		Bachelors	13	48,657	-	-	-	-	-	-	48,657	-
71100-116		Bachelors	15	49,824	-	-	-	-	-	-	49,824	-
71100-116		Bachelors	15	49,824	-	-	-	-	-	-	49,824	-
71100-116		Bachelors	20	51,545	-	-	-	-	-	-	51,545	-
71100-116		Bachelors	20	51,545	-	-	-	-	-	-	51,545	-
71100-116		Bachelors	27	53,883	-	-	-	-	-	-	53,883	-
71100-116		Bachelors	27	53,883	-	-	-	-	-	-	53,883	-
71100-116		Bachelors	29	54,836	-	-	-	-	-	-	54,836	-
71100-116		Bachelors	29	54,836	-	-	-	-	-	-	54,836	-
71100-116		PhD	6	56,328	-	-	-	-	-	-	56,328	-
71100-116		EdS	23	62,494	-	-	-	-	-	-	62,494	-
71100-116		Masters	1	43,629	-	-	-	-	-	-	43,629	-
71100-116		Masters	1	43,629	-	-	-	-	-	-	43,629	-
71100-116		Masters	2	43,880	-	-	-	-	-	-	43,880	-
71100-116		Masters	2	43,880	-	-	-	-	-	-	43,880	-
71100-116		Masters	3	44,527	-	-	-	-	-	-	44,527	-
71100-116		Masters	3	44,527	-	-	-	-	-	-	44,527	-
71100-116		Masters	4	45,373	-	-	-	-	-	-	45,373	-
71100-116		Masters	4	45,373	-	-	-	-	-	-	45,373	-

Account No.	INSTRUCTION	Degree	Years Exp.	Total S & L Index	State Teacher Supp.	Local Admin. Supp.	Non Admin. Supp.	Ext. Time	Total	Paid Thru GPS Fund	
										Career Ladder	C. L. Extended Contract
07 - Harris (Cont.)											
71100-116	1.0	Masters	6	47,445	-	-	-	-	47,445	-	-
71100-116	1.0	Masters	6	47,445	-	-	-	-	47,445	-	-
71100-116	1.0	Masters	6	47,445	-	-	-	-	47,445	-	-
71100-116	1.0	Masters	7	48,405	-	-	-	-	48,405	-	-
71100-116	1.0	Masters	8	49,752	-	-	-	-	49,752	-	-
71100-116	1.0	Masters	10	50,965	-	-	-	-	50,965	-	-
71100-116	1.0	Masters	10	50,965	-	-	-	-	50,965	-	-
71100-116	1.0	Masters	12	52,716	-	-	-	-	52,716	-	-
71100-116	1.0	Masters	12	52,716	-	-	-	-	52,716	-	-
71100-116	1.0	Masters	13	53,269	-	-	-	-	53,269	-	-
71100-116	1.0	Masters	18	55,924	-	-	-	-	55,924	-	-
71100-116	1.0	Masters	20	56,396	-	-	-	-	56,396	-	-
71100-116	1.0	Masters	22	56,403	-	-	-	-	56,403	-	-
71100-116	1.0	Masters	29	58,159	-	-	-	-	58,159	1,000	-
71100-116	1.0	Masters	39	58,527	-	-	-	-	58,527	1,000	-
71100-116									48,921		
71100-116									4,661		
									2,431,972	2,000	
				2,377,389					2,431,972	2,000	
				50.0							









Account No.	Degree	Years Exp.	Total S & L Index	State Teacher Supp.	Local Admin. Supp.	Non Admin. Supp.	Ext. Time	Paid Thru GPS Fund		
								Total	Career Ladder	C. L. Extended Contract
<b>INSTRUCTION</b>										
<b>12 - Systemwide</b>										
71100-116	1.0	2	41,146	-	-	-	-	41,146	-	-
71100-116	1.0	5	42,513	-	-	-	-	42,513	-	-
71100-116	1.0	5	42,513	-	-	-	-	42,513	-	-
71100-116	1.0	5	18,515	-	-	-	-	18,515	-	-
71100-116	1.0	10	30,579	-	-	-	-	30,579	-	-
71100-116	1.0	5	42,513	-	-	-	-	42,513	-	-
71100-116	1.0	7	44,369	-	-	-	-	44,369	-	-
71100-116	1.0	14	48,870	-	-	-	4,887	53,757	-	-
71100-116	1.0	18	55,924	-	-	-	-	55,924	-	-
71100-116	1.0	20	51,545	-	-	-	-	51,545	-	-
71100-116	1.0	41	55,362	-	-	-	-	55,362	-	-
71100-116	1.0	11	52,189	-	-	-	-	52,189	-	-
71100-116	1.0	3	41,430	-	-	-	-	41,430	-	-
71100-116	1.0	22	60,325	-	-	-	-	60,325	-	-
71100-116	1.0	33	61,647	-	-	-	-	61,647	-	-
71100-116	1.0	37	61,647	-	-	-	6,165	67,812	1,500	-
71100-116	1.0	5	42,513	-	-	-	-	42,513	-	-
71100-116	1.0	5	42,513	-	-	-	-	42,513	-	-
71100-116	1.0	9	45,543	-	-	-	-	45,543	-	-
	19.0		881,656	-	-	-	92,978	974,634	1,500	-
71100-116	476.0		23,431,649	-	-	-	92,978	24,205,393	65,000	-

Account No.	Degree	Years Exp.	Total S & L Index	State Teacher Supp.	Local Admin. Supp.	Non Admin. Supp.	Ext. Time	Total	Paid Thru GPS Fund	
									Career Ladder	C. L. Extended Contract
INSTRUCTION										
71100-128	1.0	0 0	46,424	-	-	-	-	46,424	-	-
	1.0		46,424	-	-	-	-	46,424	-	-
<b>ALTERNATIVE INSTRUCTION</b>										
71150-116	1.0	1	40,890	-	-	-	-	40,890	-	-
71150-116	1.0	10	46,612	-	-	-	-	46,612	-	-
71150-116	1.0	11	47,938	-	-	-	-	47,938	-	-
71150-116	1.0	27	57,494	-	-	-	-	57,494	1,000	-
71150-116	1.0	20	62,478	-	-	-	-	62,478	-	-
71150-116	1.0	23	62,494	-	-	-	-	62,494	-	-
71150-116	1.0	11	52,189	-	-	-	-	52,189	-	-
71150-116	1.0	18	55,924	-	-	-	-	55,924	-	-
71150-116	1.0	0 0	11,000	-	-	-	-	11,000	-	-
71150-116	1.0	0 0	11,000	-	-	-	-	11,000	-	-
	10.0		448,019	-	-	-	-	448,019	1,000	-
72130-130	1.0	13	48,657	-	-	-	-	48,657	-	-
72130-130	1.0	19	56,391	-	-	-	-	56,391	-	-
	2.0		105,048	-	-	-	-	105,048	-	-
								553,067	1,000	-

Account No.	SPECIAL EDUCATION	Degree	Years Exp.	Total S & L Index	State Teacher Supp.	Local Admin. Supp.	Non Admin. Supp.	Ext. Time	Total	Paid Thru GPS Fund	
										Career Ladder	Extended Contract
21 - Cascade Elementary	1.0	Bachelors	1	40,890	-	-	-	-	40,890	-	-
71200-116	1.0	Masters	7	48,405	-	-	-	-	48,405	-	-
71200-116	1.0	Masters	18	55,924	-	-	-	-	55,924	-	-
	3.0			145,219	-	-	-	-	145,219	-	-
25 - Cascade Middle School	1.0	Mid/High	3	41,430	-	-	-	-	41,430	-	-
71200-116	1.0	Bachelors	12	48,286	-	-	-	-	48,286	-	-
	2.0			89,716	-	-	-	-	89,716	-	-
23 - Community Elementary	1.0	Bachelors	37	55,362	-	-	-	-	55,362	1,000	-
71200-116	1.0			55,362	-	-	-	-	55,362	1,000	-
24 - Community Middle School	1.0	Bachelors	28	54,342	-	-	-	-	54,342	1,000	-
71200-116	1.0			54,342	-	-	-	-	54,342	1,000	-
	3.0			156,428	-	-	-	-	156,428	-	-
03 - Community High School	1.0	Masters	11	52,189	-	-	-	-	52,189	-	-
71200-116	1.0	EdS	11	57,627	-	-	-	-	57,627	-	-
71200-116	1.0	Bachelors	10	46,612	-	-	-	-	46,612	-	-
	3.0			156,428	-	-	-	-	156,428	-	-

Account No.	Degree	Years Exp.	Total S & L Index	State Teacher Supp.			Local Admin. Supp.			Non Admin. Supp.			Paid Thru GPS Fund		
				State Teacher Supp.	Local Admin. Supp.	Non Admin. Supp.	Ext. Time	Total	Career Ladder	Extended Contract	C. L.				
<b>SPECIAL EDUCATION</b>															
02 - Central High School															
71200-116	1.0	9	46,424	-	-	-	-	-	-	-	-	-	46,424	-	
71200-116	1.0	14	48,870	-	-	-	-	-	-	-	-	-	48,870	-	
71200-116	1.0	36	55,362	-	-	-	-	-	-	-	-	-	55,362	1,000	
71200-116	1.0	20	56,396	-	-	-	-	-	-	-	-	-	56,396	-	
71200-116	1.0	15	54,589	-	-	-	-	-	-	-	-	-	54,589	-	
71200-116	1.0	1	40,890	-	-	-	-	-	-	-	-	-	40,890	-	
	6.0		302,531	-	-	-	-	-	-	-	-	-	302,531	1,000	
04 - Eakin															
71200-116	1.0	16	50,197	-	-	-	-	-	-	-	-	-	50,197	-	
	1.0		50,197	-	-	-	-	-	-	-	-	-	50,197	-	
05 - Eastside															
71200-116	1.0	15	58,696	-	-	-	-	-	-	-	-	-	58,696	-	
	1.0		58,696	-	-	-	-	-	-	-	-	-	58,696	-	
07 - Harris															
71200-116	1.0	4	41,726	-	-	-	-	-	-	-	-	-	41,726	-	
71200-116	1.0	4	41,726	-	-	-	-	-	-	-	-	-	41,726	-	
71200-116	1.0	6	52,627	-	-	-	-	-	-	-	-	-	52,627	-	
71200-116	1.0	23	56,407	-	-	-	-	-	-	-	-	-	56,407	-	
71200-116	1.0	30	58,527	-	-	-	-	-	-	-	-	-	58,527	-	
	5.0		251,013	-	-	-	-	-	-	-	-	-	251,013	-	
25 - Learning Way															
71200-116	1.0	6	43,532	-	-	-	-	-	-	-	-	-	43,532	-	
71200-116	1.0	35	55,362	-	-	-	-	-	-	-	-	-	55,362	1,000	
	2.0		98,894	-	-	-	-	-	-	-	-	-	98,894	1,000	

Account No.	Degree	Years Exp.	Total S & L Index	State Teacher Supp.	Local Admin. Supp.	Non Admin. Supp.	Ext. Time	Total	Paid Thru GPS Fund	
									Career Ladder	C. L. Extended Contract
<b>SPECIAL EDUCATION</b>										
<b>06 - Liberty</b>										
71200-116	Masters	12	52,716	-	-	-	-	52,716	-	-
71200-116	Bachelors	1	40,890	-	-	-	-	40,890	-	-
71200-116	Masters	13	53,269	-	-	-	-	53,269	-	-
			146,875	-	-	-	-	146,875	-	-
<b>08 - Southside</b>										
71200-116	Masters	1	43,629	-	-	-	-	43,629	-	-
71200-116	Bachelors	27	53,883	-	-	-	-	53,883	1,000	-
			97,512	-	-	-	-	97,512	1,000	-
<b>09 - Thomas</b>										
71200-116	Bachelors	6	43,532	-	-	-	-	43,532	-	-
71200-116	Masters	10	50,965	-	-	-	-	50,965	-	-
71200-116	Bachelors	5	42,513	-	-	-	-	42,513	-	-
			137,010	-	-	-	-	137,010	-	-
<b>12 - Systemwide</b>										
71200-116	Sslide/Eakin Bachelors	3	41,430	-	-	-	-	41,430	-	-
71200-116	Eastside/Tho Bachelors	9	45,543	-	-	-	-	45,543	-	-
71200-116	Comm Mid/Hi Bachelors	27	53,453	-	-	-	-	53,453	1,000	-
71200-116	Eside EdS	7	52,627	-	-	-	-	52,627	-	-
71200-116	Harris Bachelors	5	42,513	-	-	-	-	42,513	-	-
71200-116	Eakin Masters	6	47,445	-	-	-	-	47,445	-	-
71200-116	BCLA Bachelors	20	51,545	-	-	-	-	51,545	-	-
71200-116	Casc HS Masters	16	54,589	-	-	-	-	54,589	-	-
71200-116	Eakin Masters	35	55,362	-	-	-	-	55,362	1,000	-
71200-116	Comm Mid Masters	17	55,020	-	-	-	-	55,020	-	-
71200-116	SYSW Masters	31	58,527	-	-	-	-	58,527	1,000	-
71200-116	Liberty EdS	5	51,330	-	-	-	-	51,330	-	-
71200-116	Casc HS Bachelors	5	42,513	-	-	-	-	42,513	-	-
71200-116	SCHS Bachelors	5	42,513	-	-	-	-	42,513	-	-
			694,410	-	-	-	-	694,410	3,000	-
			2,338,205	-	-	-	-	2,338,205	8,000	-

Account No.	Degree	Years Exp.	Total S & L Index	State Teacher Supp.	Local Admin. Supp.	Non Admin. Supp.	Ext. Time	Total	Paid Thru GPS Fund	
									Career Ladder	C. L. Extended Contract
<b>CAREER AND TECHNICAL EDUCATION PROGRAM</b>										
10 - CTE										
71300-116	1.0	1	40,890	-	-	-	-	40,890	-	-
71300-116	1.0	2	41,146	-	-	-	-	41,146	-	-
71300-116	1.0	3	41,430	-	-	-	-	41,430	-	-
71300-116	1.0	7	44,369	-	-	-	-	44,369	-	-
71300-116	1.0	8	45,543	-	-	1,150	-	46,693	-	-
71300-116	1.0	8	45,543	-	-	-	-	45,543	-	-
71300-116	1.0	10	46,612	-	-	-	-	46,612	-	-
71300-116	1.0	12	48,286	-	-	-	9,657	57,943	-	-
71300-116	1.0	14	48,870	-	-	-	-	48,870	-	-
71300-116	1.0	14	48,870	-	-	1,150	-	50,020	-	-
71300-116	1.0	18	50,983	-	-	1,150	-	52,133	-	-
71300-116	1.0	21	51,689	-	-	-	10,338	62,027	-	-
71300-116	1.0	22	52,324	-	-	-	-	52,324	-	-
71300-116	1.0	40	55,362	-	-	-	-	55,362	1,000	-
71300-116	1.0	40	48,405	-	-	-	-	48,405	-	-
71300-116	1.0	7	49,752	-	-	-	-	49,752	-	-
71300-116	1.0	8	49,752	-	-	-	-	49,752	-	-
71300-116	1.0	8	49,752	-	-	-	-	49,752	-	-
71300-116	1.0	11	52,189	-	-	-	10,438	62,627	-	-
71300-116	1.0	19	56,391	-	-	-	11,278	67,669	-	-
71300-116	1.0	33	58,527	-	-	-	-	58,527	1,000	-
71300-116	1.0	33	58,527	-	-	-	-	58,527	1,000	-
71300-116	1.0	18	59,810	-	-	575	-	60,385	-	-
71300-116			3,210					3,360		
	22.0		1,098,480	-	-	4,025	41,711	1,144,366	3,000	-

<b>STUDENT SERVICES</b>										
72110-105	1.0	36	60,973	1,000	7,437	-	13,882	83,292	1,000	-
<b>OTHER STUDENT SUPPORT</b>										
72130-189	1.0	31	60,973	-	7,317	-	13,658	81,948	1,000	-

Account No.	Degree	Years Exp.	Total S & L Index	State Teacher Supp.	Local Admin. Supp.	Non Admin. Supp.	Ext. Time	Total	Paid Thru GPS Fund			
									Career Ladder	Extended Contract	C. L.	
<b>GUIDANCE</b>												
21 - Cascade Elementary 72130-123	Masters	3	44,527	-	-	-	-	44,527	-	-	-	-
			44,527	-	-	-	-	44,527	-	-	-	-
01 - Cascade Middle School 72130-123	Masters	8	49,752	-	-	-	-	49,752	-	-	-	-
			49,752	-	-	-	-	49,752	-	-	-	-
01 - Cascade High School 72130-123	Masters	28	57,815	-	-	-	5,782	63,597	1,000	-	-	-
			57,815	-	-	-	5,782	63,597	1,000	-	-	-
23 - Community Elementary 72130-123	EdS	25	62,503	-	-	-	-	62,528	1,000	-	-	-
			62,503	-	-	-	-	62,528	1,000	-	-	-
24 - Community Middle 72130-123	Masters +	11	55,710	-	-	-	-	55,710	-	-	-	-
			55,710	-	-	-	-	55,710	-	-	-	-
03 - Community High School 72130-123	EdS	11	57,627	-	-	-	5,763	63,390	-	-	-	-
			57,627	-	-	-	5,763	63,390	-	-	-	-

Account No.	GUIDANCE	Degree	Years Exp.	Total S & L Index	State			Local		Non Admin. Supp.	Ext. Time	Total	Paid Thru GPS Fund	
					Teacher Supp.	Admin. Supp.	Supp.	Admin. Supp.	Supp.				Career Ladder	Extended Contract
02 - Central														
72130-123	1.0	Masters	11	52,189	-	-	-	-	-	-	5,219	57,408	-	-
72130-123	1.0	Masters	20	56,396	-	-	-	-	-	-	5,640	62,036	-	-
72130-123	1.0	Masters	23	56,407	-	-	-	-	-	-	5,641	62,048	-	-
72130-123	1.0	Masters	29	58,159	-	-	-	-	-	-	5,816	63,975	1,000	-
	4.0			223,151	-	-	-	-	-	-	16,499	245,466	1,000	-
04 - Eakin														
72130-123	1.0	Masters	13	53,269	-	-	-	-	-	-	-	53,269	-	-
	1.0			53,269	-	-	-	-	-	-	-	53,269	-	-
05 - Eastside														
72130-123	1.0	Masters	18	55,924	-	-	-	-	-	-	-	55,924	-	-
	1.0			55,924	-	-	-	-	-	-	-	55,924	-	-
07 - Harris														
72130-123	1.0	Masters	2	43,880	-	-	-	-	-	-	-	43,880	-	-
72130-123	1.0	Masters	9	50,743	-	-	-	-	-	-	-	50,743	-	-
	2.0			94,623	-	-	-	-	-	-	-	94,623	-	-

Account No.	Degree	Years Exp.	Total S & L Index	State Teacher Supp.	Local Admin. Supp.	Non Admin. Supp.	Ext. Time	Total	Paid Thru GPS Fund			
									Career Ladder	Extended Contract	C. L.	
<b>GUIDANCE</b>												
25 - Learning Way 72130-123	Masters	4	45,373	-	-	-	-	45,373	-	-	-	-
			45,373	-	-	-	-	45,373	-	-	-	-
06 - Liberty 72130-123	Eds	9	56,281	-	-	-	-	56,281	-	-	-	-
			56,281	-	-	-	-	56,281	-	-	-	-
08 - Southside 72130-123	Masters	9	50,743	-	-	-	-	50,743	-	-	-	-
			50,743	-	-	-	-	50,743	-	-	-	-
09 -Thomas 72130-123	Masters	7	48,405	-	-	-	-	48,405	-	-	-	-
			48,405	-	-	-	-	48,405	-	-	-	-
			955,703	-	-	-	28,043	989,587	3,000	-	-	-
<b>REGULAR INSTRUCTION STAFF</b>												
72210-105	EDS	24	65,037	1,000	7,924	-	14,792	88,754	-	-	-	-
72210-105	EDS	15	62,902	1,000	7,668	-	14,314	85,884	-	-	-	-
72210-105	Masters +	22	62,609	-	-	-	12,522	75,131	-	-	-	-
72210-105	EDS	17	63,944	1,000	7,793	-	14,547	87,285	-	-	-	-
			254,492	3,000	23,386	-	56,176	337,054	-	-	-	-

Account No.	Degree	Years Exp.	Total S & L Index	State Teacher Supp.	Local Admin. Supp.	Non Admin. Supp.	Ext. Time	Paid Thru GPS Fund			
								Total	Career Ladder	C. L. Extended Contract	
<b>LIBRARIANS</b>											
21 - Cascade Elementary 72210-129	Masters	23	56,407	-	-	-	-	56,407	-	-	-
			<u>56,407</u>					<u>56,407</u>			
25 - Cascade Middle School 72210-129	Masters	10	50,965	-	-	-	-	50,965	-	-	-
			<u>50,965</u>					<u>50,965</u>			
01 - Cascade High School 72210-129	Masters	37	58,527	-	-	-	-	58,527	1,000	-	-
			<u>58,527</u>					<u>58,527</u>	<u>1,000</u>		
23 - Community Elementary 72210-129	Masters +	1	46,911	-	-	-	-	46,911	-	-	-
			<u>46,911</u>					<u>46,911</u>			
24 - Community Middle 72210-129	Masters	34	58,527	-	-	-	-	58,527	1,000	-	-
			<u>58,527</u>					<u>58,527</u>	<u>1,000</u>		
03 - Community High School 72210-129	Masters +	40	61,647	-	-	-	-	61,647	1,000	-	-
			<u>61,647</u>					<u>61,647</u>	<u>1,000</u>		
02 - Central 72210-129	Masters	14	53,517	-	-	-	-	53,517	-	-	-
72210-129	Masters	31	58,527	-	-	-	-	58,527	1,000	-	-
			<u>112,044</u>					<u>112,044</u>	<u>1,000</u>		
04 - Eakin 72210-129	Masters	1	43,629	-	-	-	-	43,629	-	-	-
72210-129			<u>43,629</u>					<u>43,629</u>			

Account No.	Degree	Years Exp.	Total S & L Index	State Teacher Supp.	Local Admin. Supp.	Non Admin. Supp.	Ext. Time	Total	Paid Thru GPS Fund			
									Career Ladder	Extended Contract	C. L.	
<b>LIBRARIANS</b>												
05 - Eastside 72210-129	1.0	Masters +	12	55,904	-	-	-	55,904	-	-	-	-
	1.0			55,904	-	-	-	55,904	-	-	-	-
07 - Harris 72210-129	1.0	Masters	10	50,965	-	-	-	50,965	-	-	-	-
	1.0			50,965	-	-	-	50,965	-	-	-	-
25 - Learning Way 72210-129	1.0	Masters	5	46,287	-	-	-	46,287	-	-	-	-
	1.0			46,287	-	-	-	46,287	-	-	-	-
06 - Liberty 72210-129	1.0	Masters	9	50,743	-	-	-	50,743	-	-	-	-
	1.0			50,743	-	-	-	50,743	-	-	-	-
08 - Southside 72210-129	1.0	Masters	32	58,527	-	2,926	-	61,453	1,000	-	-	-
	1.0			58,527	-	2,926	-	61,453	1,000	-	-	-
09 - Thomas 72210-129	1.0	Masters	14	53,517	-	-	-	53,517	-	-	-	-
	1.0			53,517	-	-	-	53,517	-	-	-	-
	15.0			804,600	-	2,926	-	807,526	5,000	-	-	-

Account No.	Degree	Years Exp.	Total S & L Index	State			Local			Total	Paid Thru GPS Fund	
				Teacher Supp.	Admin. Supp.	Non Admin. Supp.	Ext. Time	Career Ladder	Extended Contract			
<b>SPECIAL EDUCATION</b>												
72220-105	1.0	22	58,944	1,000	7,193	-	-	-	13,427	80,565	-	-
72220-124	1.0	11	56,504	-	-	-	-	-	-	56,504	1,000	-
72220-124	1.0	20	62,478	-	-	-	-	-	-	62,478	-	-
72220-124	1.0	23	62,490	-	-	-	-	-	-	62,490	-	-
	3.0		181,472	-	-	-	-	-	-	181,472	1,000	-
<b>TECHNOLOGY</b>												
72250-105	1.0	16	53,693	1,000	6,563	-	-	-	12,251	73,507	-	-
72250-121	1.0	24	52,674	-	-	-	-	-	11,117	63,791	-	-
72250-121	1.0	6	43,532	-	-	-	-	-	4,353	47,885	-	-
72250-121	1.0	1	40,890	-	-	-	-	-	-	40,890	-	-
	3.0		137,096	-	-	-	-	-	15,470	152,566	-	-
<b>SUPERINTENDENT</b>												
72320-101	1.0	31	113,960	-	-	-	-	-	-	113,960	-	-
<b>ASST SUPERINTENDENT</b>												
72320-103	1.0	31	99,382	-	-	-	-	-	-	99,382	1,000	-
<b>ASSISTANT PRINCIPALS</b>												
72410-139	1.0	22	62,490	-	6,249	-	-	-	6,874	75,613	-	-
72410-139	1.0	17	61,448	-	6,145	-	-	-	6,759	74,352	-	-
72410-139	1.0	24	67,054	-	6,705	-	-	-	7,376	81,135	-	-
72410-139	1.0	29	56,651	-	5,665	-	-	-	6,232	68,548	-	-
72410-139	1.0	24	67,127	-	6,713	-	-	-	7,384	81,224	-	-
72410-139	1.0	16	55,020	-	5,502	-	-	-	6,052	66,574	-	-
72410-139	1.0	23	56,407	-	5,641	-	-	-	6,205	68,252	-	-
72410-139	1.0	15	54,589	-	5,459	-	-	-	6,005	66,053	-	-
72410-139	1.0	9	56,281	-	5,628	-	-	-	6,191	68,100	-	-
72410-139	1.0	23	62,494	-	6,249	-	-	-	6,874	75,618	-	-
72410-139	1.0	30	56,527	-	5,653	-	-	-	6,438	70,818	-	-
72410-139	1.0	7	48,405	-	4,841	-	-	-	5,325	58,570	-	-
72410-139	1.0	13	57,032	-	5,703	-	-	-	6,274	69,009	-	-
72410-139	1.0	11	52,189	-	5,219	-	-	-	5,741	63,149	-	-
72410-139	1.0	17	55,479	-	5,548	-	-	-	6,103	67,130	-	-
72410-139	1.0	28	57,815	-	5,782	-	-	-	6,360	69,956	-	-
72410-139	1.0	30	56,527	-	5,653	-	-	-	6,438	70,818	-	-
72410-139	1.0	10	60,530	-	6,053	-	-	-	6,658	73,241	-	-
72410-139	1.0	15	54,589	-	5,459	-	-	-	6,005	66,053	-	-
72410-139	1.0	22	62,486	-	6,249	-	-	-	6,873	75,608	-	-
	20.0		1,165,140	-	116,514	-	-	-	128,165	1,409,819	3,000	-

Account No.	Degree	Years Exp.	Total S & L Index	State Teacher Supp.	Local Admin. Supp.	Non Admin. Supp.	Ext. Time	Total	Paid Thru GPS Fund		
									Career Ladder	Extended Contract	
<b>PRINCIPALS</b>											
72410-104	1.0 Casc HS	11	61,745	1,600	9,129	-	14,175	86,649	-	-	
72410-104	1.0 Comm. HS	27	67,065	1,600	9,822	-	15,377	93,865	1,000	-	
72410-104	1.0 SCHS Masters	21	56,400	1,600	11,709	-	13,622	83,331	-	-	
72410-104	1.0 Casc Elem EDS	24	62,498	1,600	8,193	-	14,138	86,429	-	-	
72410-104	1.0 Comm. Elem Masters	29	58,159	1,600	7,884	-	13,209	80,852	1,000	-	
72410-104	1.0 Casc Middle Masters	27	57,494	1,600	7,940	-	13,087	80,121	1,000	-	
72410-104	1.0 Comm. Middl Masters	30	58,527	1,600	8,181	-	13,342	81,650	1,000	-	
72410-104	1.0 Eakin Masters +	37	61,647	1,600	8,160	-	13,961	85,368	1,000	-	
72410-104	1.0 Eastside EdS	16	60,937	1,600	7,693	-	13,726	83,956	-	-	
72410-104	1.0 Harris EdS	11	57,627	1,600	9,858	-	13,497	82,582	-	-	
72410-104	1.0 Learning Way EdS	33	63,415	1,600	8,186	-	14,320	87,521	3,000	-	
72410-104	1.0 Liberty EdS	26	62,506	1,600	9,085	-	14,318	87,509	1,000	-	
72410-104	1.0 Southside Masters+	41	61,647	1,600	7,641	-	13,858	84,746	1,000	-	
72410-104	1.0 Thomas EDS	20	62,482	1,600	7,701	-	14,037	85,820	-	-	
72410-104	1.0 Alternative Bachelors Performance Contracts	23	46,612	560	5,262	-	5,187	57,622	-	-	
15.0				898,761	22,960	126,445	199,854	1,248,019	10,000	-	

Account No.	Degree	Years Exp.	Total S & L Index	State			Local		Non Admin. Supp.	Ext. Time	Total	Paid Thru GPS Fund	
				Teacher Supp.	Admin. Supp.	Supp.	Admin. Supp.	Supp.				Career Ladder	Extended Contract
73100-105	1.0	26	56,096	-	6,732	-	-	-	12,566	75,393	-	-	
<b>EARLY CHILDHOOD EDUCATION</b>													
73400-116	1.0 Eakin	5	41,726	0	0	0	0	0	0	41,726	0	0	
73400-116	1.0 Eakin	35	55,362	0	0	0	0	0	0	55,362	1,000	0	
73400-116	1.0 Thomas	20	60,317	0	0	0	0	0	0	60,317	0	0	
73400-116	1.0 Eakin	9	45,543	0	0	0	0	0	0	45,543	0	0	
73400-116	1.0 Eakin	13	48,286	0	0	0	0	0	2,414	50,700	0	0	
73400-116	1.0 Thomas	14	48,657	0	0	0	0	0	0	48,657	0	0	
			299,891	-	-	-	-	-	2,414	302,305	1,000	-	
			32,069,509	28,960	304,513	4,025	630,595	34,277,427	103,000	-	-	-	
			1,350.0										

Account No.	Supervisor	Degree	Years Exp.	Total S & L Index	State Teacher Supp.	Local Admin. Supp.	Non Admin. Supp.	Ext. Time	Total	Paid Thru SFP Fund	
										Career Ladder	C. L. Extended Contract
TITLE 1											
1.0	EDS	24	65,037	140	7,821	-	-	14,600	87,598	-	-
			65,037	140	7,821	-	-	14,600	87,598	-	-
<b>Cascade Elementary</b>											
Community Elementary											
1.0	Masters	34	58,527	-	-	-	-	-	58,527	1,000	-
1.0	Bachelors	29	55,362	-	-	-	-	-	55,362	1,000	-
			113,889	-	-	-	-	-	113,889	2,000	-
Community Middle											
1.0	Bachelors	29	55,362	-	-	-	-	-	55,362	-	-
			55,362	-	-	-	-	-	55,362	-	-
Eakin											
1.0	Masters	10	50,965	-	-	-	-	-	50,965	-	-
1.0	Masters	14	53,517	-	-	-	-	-	53,517	-	-
			104,482	-	-	-	-	-	104,482	-	-

Account No.	Degree	Years Exp.	Total S & L Index	State Teacher Supp.	Local Admin. Supp.	Non Admin. Supp.	Ext. Time	Total	Paid Thru SFP Fund	
									Career Ladder	C. L. Extended Contract
TITLE 1 FedEd	1.0 Literacy Cool EdS	23	62,494	-	-	-	-	62,494	-	-
	1.0		62,494	-	-	-	-	62,494	-	-
Harris FedEd	Masters	23	56,407	-	-	-	-	56,407	-	-
FedEd	Masters	7	48,405	-	-	-	-	48,405	-	-
	2.0		104,812	-	-	-	-	104,812	-	-
Learning Way FedEd	Masters	19	56,391	-	-	-	-	56,391	-	-
FedEd	Bachelors	21	51,689	-	-	-	-	51,689	-	-
FedEd	Bachelors	21	51,689	-	-	-	-	51,689	-	-
	3.0		159,769	-	-	-	-	159,769	-	-
Southside FedEd	Masters	49	58,527	-	-	-	-	58,527	-	-
	1.0		58,527	-	-	-	-	58,527	-	-
Thomas FedEd	Bachelors	21	51,689	-	-	-	-	51,689	-	-
	1.0		51,689	-	-	-	-	51,689	-	-
Systemwide 71100-116-107	1.0 Eakin	10	50,743	-	-	-	-	50,743	-	-
71100-116-207	1.0 Speech	6	43,532	-	-	-	-	43,532	-	-
71100-116-207	1.0 Psyc	6	52,627	-	-	-	-	52,627	-	-
71100-116-207	1.0 Psyc	18	61,951	-	-	-	-	61,951	-	-
71100-116-207	1.0 Psyc	21	62,486	-	-	-	-	62,486	-	-
71200-171	1.0 Thomas/Esid	8	48,405	-	-	-	-	48,405	-	-
71200-171	1.0 LW	8	48,405	-	-	-	-	48,405	-	-
71200-171	1.0 Eakin/Sside	11	52,189	-	-	-	-	52,189	-	-
71200-171	1.0 Comm	13	52,716	-	-	-	-	52,716	-	-
71200-171	1.0 Casc/Liberty	24	52,324	-	-	-	-	52,324	1,000	-
71200-171-907	1.0 Speech	26	50,197	-	-	-	-	50,197	-	-
71200-171-907	1.0 Masters	35	58,527	-	-	-	-	58,527	-	-
72210-189-207	1.0 Inst Coach	50	63,415	-	-	-	-	63,415	-	-
72210-189-207	1.0 Inst Coach	41	61,647	-	-	-	-	61,647	1,000	-
FedEd	0 Bachelors	2	41,146	-	-	-	-	41,146	-	-
FedEd	0 Bachelors	12	48,286	-	-	-	-	48,286	-	-
FedEd	0 Bachelors	13	48,657	-	-	-	-	48,657	-	-
FedEd	0 Bachelors	14	48,870	-	-	-	-	48,870	-	-
FedEd	0 Sside	28	54,342	-	-	-	-	54,342	1,000	-
FedEd	0 EDS	19	62,478	-	-	-	-	62,478	-	-
FedEd	0 Masters	11	52,189	-	-	-	-	52,189	-	-
FedEd	0 Masters	20	56,396	-	-	-	-	56,396	-	-
FedEd	0 Masters	22	56,403	-	-	-	-	56,403	-	-
FedEd	0 Masters	24	56,651	-	-	-	-	56,651	-	-
FedEd	1.0 LW	27	57,494	-	-	-	-	57,494	1,000	-
FedEd	0 Masters	28	57,815	-	-	-	-	57,815	-	-
FedEd	0 Masters +	6	50,909	-	-	-	10,182	61,091	-	-
RTI Testing C1	1.0 Casc HS	20	51,399	-	-	-	-	51,399	-	-
Title 1	1.0 Harris	8	44,369	-	-	-	-	44,369	-	-

Title 1	1.0 Harris	Bachelors	13	48,286	-	-	48,286	-
Title 1	1.0 SouthSide	Bachelors	21	51,545	-	-	51,545	-
Title 1	1.0 Liberty	Bachelors	21	51,545	-	-	51,545	-
Title 1	1.0 Eastside	EDS	9	55,172	-	-	55,172	-
Title 1	1.0 Eastside	Masters	19	55,924	-	-	55,924	-
Title 1	1.0 Harris	Masters	22	56,400	-	-	56,400	-
Title 1	1.0 Liberty	Masters +	17	59,004	-	-	59,004	1,000
Title IV	1.0 Instr. Tech	EDS	14	59,017	-	-	59,017	-
Title IV	1.0 Social Worke	Masters	6	46,287	-	-	46,287	-
			<b>38.0</b>	<b>2,029,748</b>	<b>-</b>	<b>10,182</b>	<b>2,039,930</b>	<b>6,000</b>
			<b>51.0</b>	<b>2,805,809</b>	<b>-</b>	<b>10,182</b>	<b>2,836,552</b>	<b>8,000</b>

Account No. 1.0  
 Nurse/Social

SCAP Director  
 145-73300-10E 1.0

Degree	Years Exp.	Total S & L Index	State Teacher Supp.	Local Admin. Supp.	Non Admin. Supp.	Ext. Time	Paid Thru SFP Fund			
							Career Ladder	Extended Contract	C. L.	
RN	6									
	7	44,369				8,874				53,243

2020-21 Classified Employee Salary Schedule  
Level I

Pay Grade	Position	Per hour	Per Run
20	Translator/Comp Tech II - BS Degree		
21	Refrigeration Tech	\$ 7.25	
22	Cafeteria Manager		\$ 37.16

Step	1	2	3	4	5	6	7	8	9	10	11	12	13	14	15	16	17	18	19	20	21	22	
1	\$ 8.52	\$ 9.18	\$ 9.31	\$ 9.90	\$ 9.26	\$ 9.18	\$ 9.26	\$ 9.37	\$ 9.55	\$ 18.58	\$ 11.74	\$ 12.04	\$ 12.26	\$ 12.69	\$ 12.69	\$ 12.69	\$ 12.69	\$ 12.69	\$ 12.69	\$ 12.69	\$ 12.69	\$ 12.69	\$ 12.69
2	\$ 8.67	\$ 9.31	\$ 9.44	\$ 10.03	\$ 9.51	\$ 9.48	\$ 9.56	\$ 9.70	\$ 9.88	\$ 18.78	\$ 11.93	\$ 12.23	\$ 12.46	\$ 12.89	\$ 12.89	\$ 12.89	\$ 12.89	\$ 12.89	\$ 12.89	\$ 12.89	\$ 12.89	\$ 12.89	\$ 12.89
3	\$ 8.82	\$ 9.44	\$ 9.57	\$ 10.17	\$ 9.76	\$ 9.79	\$ 9.87	\$ 10.04	\$ 10.23	\$ 18.98	\$ 12.13	\$ 12.43	\$ 12.66	\$ 13.09	\$ 13.09	\$ 13.09	\$ 13.09	\$ 13.09	\$ 13.09	\$ 13.09	\$ 13.09	\$ 13.09	\$ 13.09
4	\$ 8.98	\$ 9.57	\$ 9.71	\$ 10.31	\$ 10.02	\$ 10.10	\$ 10.19	\$ 10.39	\$ 10.59	\$ 19.20	\$ 12.33	\$ 12.63	\$ 12.86	\$ 13.29	\$ 13.29	\$ 13.29	\$ 13.29	\$ 13.29	\$ 13.29	\$ 13.29	\$ 13.29	\$ 13.29	\$ 13.29
5	\$ 9.13	\$ 9.70	\$ 9.84	\$ 10.45	\$ 10.28	\$ 10.43	\$ 10.52	\$ 10.75	\$ 10.95	\$ 19.41	\$ 12.53	\$ 12.83	\$ 13.06	\$ 13.50	\$ 13.50	\$ 13.50	\$ 13.50	\$ 13.50	\$ 13.50	\$ 13.50	\$ 13.50	\$ 13.50	\$ 13.50
6	\$ 9.29	\$ 9.84	\$ 9.98	\$ 10.69	\$ 10.55	\$ 10.77	\$ 10.87	\$ 11.13	\$ 11.34	\$ 19.62	\$ 12.74	\$ 13.03	\$ 13.27	\$ 13.70	\$ 13.70	\$ 13.70	\$ 13.70	\$ 13.70	\$ 13.70	\$ 13.70	\$ 13.70	\$ 13.70	\$ 13.70
7	\$ 9.45	\$ 9.98	\$ 10.12	\$ 10.73	\$ 10.83	\$ 11.12	\$ 11.22	\$ 11.52	\$ 11.74	\$ 19.84	\$ 12.95	\$ 13.24	\$ 13.49	\$ 13.92	\$ 13.92	\$ 13.92	\$ 13.92	\$ 13.92	\$ 13.92	\$ 13.92	\$ 13.92	\$ 13.92	\$ 13.92
8	\$ 9.62	\$ 10.12	\$ 10.26	\$ 10.87	\$ 11.12	\$ 11.48	\$ 11.58	\$ 11.92	\$ 12.15	\$ 20.06	\$ 13.16	\$ 13.45	\$ 13.70	\$ 14.13	\$ 14.13	\$ 14.13	\$ 14.13	\$ 14.13	\$ 14.13	\$ 14.13	\$ 14.13	\$ 14.13	\$ 14.13
9	\$ 9.79	\$ 10.26	\$ 10.41	\$ 11.02	\$ 11.17	\$ 11.72	\$ 12.24	\$ 12.35	\$ 12.77	\$ 20.28	\$ 13.38	\$ 13.67	\$ 13.92	\$ 14.35	\$ 14.35	\$ 14.35	\$ 14.35	\$ 14.35	\$ 14.35	\$ 14.35	\$ 14.35	\$ 14.35	\$ 14.35
10	\$ 9.96	\$ 10.40	\$ 10.55	\$ 11.17	\$ 11.32	\$ 12.03	\$ 12.64	\$ 12.75	\$ 13.47	\$ 20.50	\$ 13.60	\$ 13.89	\$ 14.14	\$ 14.57	\$ 14.57	\$ 14.57	\$ 14.57	\$ 14.57	\$ 14.57	\$ 14.57	\$ 14.57	\$ 14.57	\$ 14.57
11	\$ 10.13	\$ 10.55	\$ 10.70	\$ 11.32	\$ 12.03	\$ 12.64	\$ 12.75	\$ 13.47	\$ 13.47	\$ 20.73	\$ 13.83	\$ 14.11	\$ 14.37	\$ 14.80	\$ 14.80	\$ 14.80	\$ 14.80	\$ 14.80	\$ 14.80	\$ 14.80	\$ 14.80	\$ 14.80	\$ 14.80
12	\$ 10.24	\$ 10.65	\$ 10.81	\$ 11.43	\$ 12.15	\$ 12.77	\$ 12.88	\$ 13.35	\$ 13.61	\$ 20.94	\$ 13.97	\$ 14.25	\$ 14.51	\$ 14.95	\$ 14.95	\$ 14.95	\$ 14.95	\$ 14.95	\$ 14.95	\$ 14.95	\$ 14.95	\$ 14.95	\$ 14.95
13	\$ 10.34	\$ 10.76	\$ 10.91	\$ 11.55	\$ 12.27	\$ 12.89	\$ 13.01	\$ 13.48	\$ 13.74	\$ 21.14	\$ 14.11	\$ 14.39	\$ 14.66	\$ 15.10	\$ 15.10	\$ 15.10	\$ 15.10	\$ 15.10	\$ 15.10	\$ 15.10	\$ 15.10	\$ 15.10	\$ 15.10
14	\$ 10.44	\$ 10.87	\$ 11.02	\$ 11.66	\$ 12.39	\$ 13.02	\$ 13.14	\$ 13.62	\$ 13.88	\$ 21.36	\$ 14.25	\$ 14.54	\$ 14.80	\$ 15.25	\$ 15.25	\$ 15.25	\$ 15.25	\$ 15.25	\$ 15.25	\$ 15.25	\$ 15.25	\$ 15.25	\$ 15.25
15	\$ 10.55	\$ 10.98	\$ 11.13	\$ 11.78	\$ 12.52	\$ 13.15	\$ 13.27	\$ 13.75	\$ 14.02	\$ 21.57	\$ 14.39	\$ 14.68	\$ 14.95	\$ 15.40	\$ 15.40	\$ 15.40	\$ 15.40	\$ 15.40	\$ 15.40	\$ 15.40	\$ 15.40	\$ 15.40	\$ 15.40
16	\$ 10.65	\$ 11.09	\$ 11.24	\$ 11.90	\$ 12.64	\$ 13.28	\$ 13.40	\$ 13.89	\$ 14.16	\$ 21.79	\$ 14.53	\$ 14.83	\$ 15.10	\$ 15.55	\$ 15.55	\$ 15.55	\$ 15.55	\$ 15.55	\$ 15.55	\$ 15.55	\$ 15.55	\$ 15.55	\$ 15.55
17	\$ 10.76	\$ 11.20	\$ 11.36	\$ 12.02	\$ 12.77	\$ 13.42	\$ 13.53	\$ 14.03	\$ 14.30	\$ 22.00	\$ 14.68	\$ 14.98	\$ 15.25	\$ 15.71	\$ 15.71	\$ 15.71	\$ 15.71	\$ 15.71	\$ 15.71	\$ 15.71	\$ 15.71	\$ 15.71	\$ 15.71
18	\$ 10.87	\$ 11.31	\$ 11.47	\$ 12.14	\$ 12.90	\$ 13.55	\$ 13.67	\$ 14.17	\$ 14.44	\$ 22.22	\$ 14.82	\$ 15.13	\$ 15.41	\$ 15.87	\$ 15.87	\$ 15.87	\$ 15.87	\$ 15.87	\$ 15.87	\$ 15.87	\$ 15.87	\$ 15.87	\$ 15.87
19	\$ 10.97	\$ 11.42	\$ 11.59	\$ 12.26	\$ 13.02	\$ 13.69	\$ 13.81	\$ 14.31	\$ 14.59	\$ 22.45	\$ 14.97	\$ 15.28	\$ 15.56	\$ 16.03	\$ 16.03	\$ 16.03	\$ 16.03	\$ 16.03	\$ 16.03	\$ 16.03	\$ 16.03	\$ 16.03	\$ 16.03
20	\$ 11.08	\$ 11.54	\$ 11.70	\$ 12.38	\$ 13.16	\$ 13.82	\$ 13.94	\$ 14.46	\$ 14.73	\$ 22.67	\$ 15.12	\$ 15.43	\$ 15.72	\$ 16.19	\$ 16.19	\$ 16.19	\$ 16.19	\$ 16.19	\$ 16.19	\$ 16.19	\$ 16.19	\$ 16.19	\$ 16.19
21	\$ 11.19	\$ 11.65	\$ 11.82	\$ 12.51	\$ 13.29	\$ 13.96	\$ 14.08	\$ 14.60	\$ 14.88	\$ 22.90	\$ 15.27	\$ 15.59	\$ 15.87	\$ 16.35	\$ 16.35	\$ 16.35	\$ 16.35	\$ 16.35	\$ 16.35	\$ 16.35	\$ 16.35	\$ 16.35	\$ 16.35
22	\$ 11.31	\$ 11.77	\$ 11.94	\$ 12.63	\$ 13.42	\$ 14.10	\$ 14.22	\$ 14.75	\$ 15.03	\$ 23.13	\$ 15.43	\$ 15.74	\$ 16.03	\$ 16.51	\$ 16.51	\$ 16.51	\$ 16.51	\$ 16.51	\$ 16.51	\$ 16.51	\$ 16.51	\$ 16.51	\$ 16.51
23	\$ 11.42	\$ 11.89	\$ 12.06	\$ 12.76	\$ 13.55	\$ 14.24	\$ 14.37	\$ 14.89	\$ 15.18	\$ 23.36	\$ 15.58	\$ 15.90	\$ 16.19	\$ 16.68	\$ 16.68	\$ 16.68	\$ 16.68	\$ 16.68	\$ 16.68	\$ 16.68	\$ 16.68	\$ 16.68	\$ 16.68
24	\$ 11.53	\$ 12.01	\$ 12.18	\$ 12.88	\$ 13.69	\$ 14.39	\$ 14.51	\$ 15.04	\$ 15.33	\$ 23.59	\$ 15.74	\$ 16.06	\$ 16.35	\$ 16.84	\$ 16.84	\$ 16.84	\$ 16.84	\$ 16.84	\$ 16.84	\$ 16.84	\$ 16.84	\$ 16.84	\$ 16.84
25	\$ 11.65	\$ 12.13	\$ 12.30	\$ 13.01	\$ 13.83	\$ 14.53	\$ 14.66	\$ 15.19	\$ 15.48	\$ 23.83	\$ 15.89	\$ 16.22	\$ 16.52	\$ 17.01	\$ 17.01	\$ 17.01	\$ 17.01	\$ 17.01	\$ 17.01	\$ 17.01	\$ 17.01	\$ 17.01	\$ 17.01
26	\$ 11.77	\$ 12.25	\$ 12.42	\$ 13.14	\$ 13.96	\$ 14.67	\$ 14.80	\$ 15.34	\$ 15.64	\$ 24.06	\$ 16.05	\$ 16.38	\$ 16.68	\$ 17.18	\$ 17.18	\$ 17.18	\$ 17.18	\$ 17.18	\$ 17.18	\$ 17.18	\$ 17.18	\$ 17.18	\$ 17.18
27	\$ 11.88	\$ 12.37	\$ 12.55	\$ 13.27	\$ 14.10	\$ 14.82	\$ 14.95	\$ 15.50	\$ 15.80	\$ 24.31	\$ 16.21	\$ 16.55	\$ 16.85	\$ 17.35	\$ 17.35	\$ 17.35	\$ 17.35	\$ 17.35	\$ 17.35	\$ 17.35	\$ 17.35	\$ 17.35	\$ 17.35
28	\$ 12.00	\$ 12.49	\$ 12.67	\$ 13.41	\$ 14.25	\$ 14.97	\$ 15.10	\$ 15.65	\$ 15.95	\$ 24.55	\$ 16.38	\$ 16.71	\$ 17.02	\$ 17.53	\$ 17.53	\$ 17.53	\$ 17.53	\$ 17.53	\$ 17.53	\$ 17.53	\$ 17.53	\$ 17.53	\$ 17.53
29	\$ 12.12	\$ 12.62	\$ 12.80	\$ 13.54	\$ 14.39	\$ 15.12	\$ 15.25	\$ 15.81	\$ 16.11	\$ 24.79	\$ 16.54	\$ 16.88	\$ 17.19	\$ 17.70	\$ 17.70	\$ 17.70	\$ 17.70	\$ 17.70	\$ 17.70	\$ 17.70	\$ 17.70	\$ 17.70	\$ 17.70
30	\$ 12.24	\$ 12.74	\$ 12.93	\$ 13.68	\$ 14.53	\$ 15.27	\$ 15.40	\$ 15.97	\$ 16.27	\$ 25.04	\$ 16.71	\$ 17.05	\$ 17.36	\$ 17.88	\$ 17.88	\$ 17.88	\$ 17.88	\$ 17.88	\$ 17.88	\$ 17.88	\$ 17.88	\$ 17.88	\$ 17.88
	\$ 12.37	\$ 12.87	\$ 13.05	\$ 13.81	\$ 14.66	\$ 15.42	\$ 15.56	\$ 16.13	\$ 16.44	\$ 25.29	\$ 16.87	\$ 17.22	\$ 17.53	\$ 18.06	\$ 18.06	\$ 18.06	\$ 18.06	\$ 18.06	\$ 18.06	\$ 18.06	\$ 18.06	\$ 18.06	\$ 18.06

PERCENTAGE



# BEDFORD COUNTY BOARD OF EDUCATION

## Classified Positions by Account Number

Account Number	Pay Grade Position	2019-20		2020-21		FICA	Retire	Medicare	Total	Sick Leave
		Salary	Supplement	Salary	Total Salary					
<b>CLASSIFIED SUPPORT POSITIONS</b>										
Educational Assistants - School Federal Projects Fund (IDEA)										
71200-163	Level I - 18	-	-	0	0	0	0	0	0	0
71200-163	Level I - 6	-	-	0	0	0	0	0	0	0
<hr/>										
71200-163	Level I - 7	570,188	563,408	583,408	36,171	25,962	8,459	654,000	16,206	
<hr/>										
Pre-School Federal										
71200-163	Level I - 7	25,515	26,345	26,345	1,633	1,172	382	29,532	1,025	
<hr/>										
Title I										
71100-163	Level I - 7	97,940	99,588	0	0	0	0	0	0	0
<hr/>										
		693,643	709,340	609,752	37,805	27,134	8,841	683,532	17,230	
<hr/>										
72710-146	Level I - 11 Bus Drivers	186,422	188,370	188,370	11,679	8,382	2,731	211,162	8,661	

# BEDFORD COUNTY BOARD OF EDUCATION

## Classified Positions by Account Number

Account Number	Pay Grade	Position	2019-20		2020-21		Total Salary	FICA	Retire	Medicare	Total	Sick Leave
			Salary	Supplement	Salary	Supplement						
143-73100-165	Level 1 - 4		1,113,054		1,127,807		1,127,807	69,924	50,187	16,353	1,264,271	51,853
143-73100-165	Level 1 - 5		59,756		60,562		60,562	3,755	2,695	878	67,890	2,784
143-73100-165	Level 1 - 12		-		-		-	-	0	-	-	-
143-73100-165	Level 1 - 13		68,815		69,915		69,915	4,335	3,111	1,014	78,374	3,214
143-73100-165	Level 1 - 14		-		-		-	-	0	-	-	-
143-73100-165	Level 1 - 15		30,380		32,204		32,204	1,997	1,433	467	36,101	1,481
143-73100-165	Level 1 - 21 0		232,411		235,388		235,388	14,594	10,475	3,413	263,870	10,822
143-73100-165	Level 1 - 22		-		-		-	-	-	-	-	-
			1,504,417		1,525,877		1,525,877	94,604	67,902	22,125	1,710,508	70,155

CHILD NUTRITION CLASSIFIED POSITIONS

**BEDFORD COUNTY BOARD OF EDUCATION**  
**Classified Positions by Account Number**

Account Number	Pay Grade	Position	2019-20 Salary	2020-21 Salary	Supplement	Total Salary	FICA	Retire	Medicare	Total	Sick Leave
<b>SACP CLASSIFIED POSITIONS</b>											
146-73300-169	Level I - 2	SACP	182,388	185,416		185,416	11,496	9,846	2,689	209,446	-
146-73300-169	Level I - 12	SACP	-	-		0	0	0	0	0	-
146-73300-169	Level I - 13	SACP	4,671	4,718		4,718	293	251	68	5,330	-
146-73300-169	Level I - 18	SACP	98,487	100,564		100,564	6,235	5,340	1,458	113,597	-
			<b>285,547</b>	<b>290,698</b>		<b>290,698</b>	<b>18,023</b>	<b>15,436</b>	<b>4,215</b>	<b>328,372</b>	<b>-</b>

## Support Employee Salary Schedule Level II

### Pay Grade Position

1	Substitute Teachers	Per Day
	Regular Substitute Teacher	\$ 60.00
	TN Teaching License or Retired TN Teacher	\$ 60.00

### Substitute Nurses

	Per Hour	Per Day
LPN	5 days/yr	12.50 \$
RN	20 days/yr*	20.75 \$

\* includes 10 days training

2 Long Term Substitute Teacher with a current TN license endorsed in the Teaching Assignment (more than 20 consecutive days for same teacher) per index

- 3 School Clerk
- 4 School Secretary/K-5 School Secretary/ Bookkeeper
- 5 Central Office Secretary: Federal, Instruction, Maintenance, Transportation, ESP, Materials Clerk
- 6 K-12, 6-8 School Bookkeepers, K-8 Sec/Bkkpr, Voc Sec/Bkkpr, Adult Ed Secretary/ Counselor.
- 7 Central Office: Personnel Clerk, Executive Clerk
- 8 Central Office: Executive Secretary, Personnel Clerk
- 9 Title I
- 10 LPN /COTA/ Human Resource Assistant/Board Secretary
- 11 RN (Without BSN Degree)/ COTA-TECH
- 12 PT/OT

Step	Pay Grade 3	Pay Grade 4	Pay Grade 5	Pay Grade 6	Pay Grade 7	Pay Grade 8	Pay Grade 9	Pay Grade 10	Pay Grade 11	Pay Grade 12	Pay Grade 13	Pay Grade 14
0	\$ 9.31	\$ 9.55	\$ 10.07	\$ 11.46	\$ 12.04	\$ 13.06	\$ 10.67	\$ 13.37	\$ 25.19	\$ 30.88	\$ 18.44	\$ 12.93
1	\$ 9.89	\$ 9.83	\$ 10.31	\$ 11.70	\$ 12.28	\$ 13.35	\$ 10.90	\$ 13.76	\$ 25.63	\$ 31.34	\$ 18.72	\$ 13.12
2	\$ 9.88	\$ 10.12	\$ 10.55	\$ 11.95	\$ 12.53	\$ 13.65	\$ 11.14	\$ 14.17	\$ 26.08	\$ 31.81	\$ 19.00	\$ 13.32
3	\$ 10.17	\$ 10.42	\$ 10.80	\$ 12.20	\$ 12.78	\$ 13.96	\$ 11.39	\$ 14.59	\$ 26.54	\$ 32.29	\$ 19.28	\$ 13.52
4	\$ 10.48	\$ 10.73	\$ 11.05	\$ 12.45	\$ 13.03	\$ 14.28	\$ 11.64	\$ 15.02	\$ 27.00	\$ 32.77	\$ 19.57	\$ 13.72
5	\$ 10.79	\$ 11.04	\$ 11.31	\$ 12.71	\$ 13.29	\$ 14.60	\$ 11.90	\$ 15.46	\$ 27.47	\$ 33.27	\$ 19.87	\$ 13.93
6	\$ 11.12	\$ 11.37	\$ 11.58	\$ 12.98	\$ 13.56	\$ 14.93	\$ 12.16	\$ 15.92	\$ 27.95	\$ 33.77	\$ 20.16	\$ 14.14
7	\$ 11.45	\$ 11.71	\$ 11.85	\$ 13.25	\$ 13.83	\$ 15.26	\$ 12.43	\$ 16.39	\$ 28.44	\$ 34.27	\$ 20.47	\$ 14.35
8	\$ 11.79	\$ 12.05	\$ 12.13	\$ 13.53	\$ 14.11	\$ 15.60	\$ 12.70	\$ 16.87	\$ 28.94	\$ 34.79	\$ 20.77	\$ 14.57
9	\$ 12.15	\$ 12.41	\$ 12.41	\$ 13.82	\$ 14.39	\$ 15.96	\$ 12.98	\$ 17.37	\$ 29.45	\$ 35.31	\$ 21.08	\$ 14.78
10	\$ 12.51	\$ 12.77	\$ 12.70	\$ 14.11	\$ 14.68	\$ 16.31	\$ 13.26	\$ 17.88	\$ 29.96	\$ 35.84	\$ 21.40	\$ 15.01
11	\$ 12.89	\$ 13.15	\$ 13.00	\$ 14.40	\$ 14.97	\$ 16.68	\$ 13.56	\$ 18.41	\$ 30.49	\$ 36.38	\$ 21.72	\$ 15.23
12	\$ 13.27	\$ 13.54	\$ 13.31	\$ 14.71	\$ 15.27	\$ 17.06	\$ 13.85	\$ 18.95	\$ 31.02	\$ 36.92	\$ 22.05	\$ 15.46
13	\$ 13.67	\$ 13.94	\$ 13.62	\$ 15.01	\$ 15.58	\$ 17.44	\$ 14.16	\$ 19.51	\$ 31.56	\$ 37.47	\$ 22.38	\$ 15.69
14	\$ 14.08	\$ 14.35	\$ 13.94	\$ 15.33	\$ 15.89	\$ 17.83	\$ 14.47	\$ 20.09	\$ 32.12	\$ 38.04	\$ 22.71	\$ 15.93
15	\$ 14.50	\$ 14.77	\$ 14.27	\$ 15.65	\$ 16.20	\$ 18.23	\$ 14.79	\$ 20.68	\$ 32.68	\$ 38.61	\$ 23.05	\$ 16.17
16	\$ 14.85	\$ 14.92	\$ 14.41	\$ 15.81	\$ 16.37	\$ 18.42	\$ 14.94	\$ 21.29	\$ 33.25	\$ 39.19	\$ 23.40	\$ 16.41
17	\$ 14.90	\$ 15.07	\$ 14.55	\$ 15.97	\$ 16.53	\$ 18.60	\$ 15.09	\$ 21.92	\$ 33.83	\$ 39.77	\$ 23.75	\$ 16.65
18	\$ 14.84	\$ 15.22	\$ 14.70	\$ 16.13	\$ 16.70	\$ 18.79	\$ 15.24	\$ 22.56	\$ 34.42	\$ 40.37	\$ 24.11	\$ 16.90
19	\$ 15.09	\$ 15.37	\$ 14.85	\$ 16.29	\$ 16.86	\$ 18.97	\$ 15.39	\$ 23.23	\$ 35.03	\$ 40.98	\$ 24.47	\$ 17.16
20	\$ 15.24	\$ 15.52	\$ 15.00	\$ 16.45	\$ 17.03	\$ 19.16	\$ 15.54	\$ 23.91	\$ 35.64	\$ 41.59	\$ 24.84	\$ 17.41
21	\$ 15.40	\$ 15.68	\$ 15.15	\$ 16.61	\$ 17.20	\$ 19.36	\$ 15.70	\$ 24.62	\$ 36.26	\$ 42.21	\$ 25.21	\$ 17.68
22	\$ 15.63	\$ 15.91	\$ 15.37	\$ 16.86	\$ 17.46	\$ 19.65	\$ 15.93	\$ 24.99	\$ 36.81	\$ 42.85	\$ 25.59	\$ 17.94
23	\$ 15.86	\$ 16.15	\$ 15.60	\$ 17.12	\$ 17.72	\$ 19.94	\$ 16.17	\$ 25.36	\$ 37.36	\$ 43.49	\$ 25.97	\$ 18.21
24	\$ 16.10	\$ 16.40	\$ 15.84	\$ 17.37	\$ 17.99	\$ 20.24	\$ 16.42	\$ 25.74	\$ 37.92	\$ 44.14	\$ 26.36	\$ 18.48
25	\$ 16.34	\$ 16.64	\$ 16.07	\$ 17.63	\$ 18.26	\$ 20.54	\$ 16.66	\$ 26.13	\$ 38.49	\$ 44.81	\$ 26.76	\$ 18.76
26	\$ 16.59	\$ 16.89	\$ 16.32	\$ 17.90	\$ 18.53	\$ 20.85	\$ 16.91	\$ 26.52	\$ 39.06	\$ 45.48	\$ 27.16	\$ 19.04
27	\$ 16.84	\$ 17.14	\$ 16.56	\$ 18.17	\$ 18.81	\$ 21.16	\$ 17.17	\$ 26.92	\$ 39.65	\$ 46.16	\$ 27.56	\$ 19.33
28	\$ 17.09	\$ 17.40	\$ 16.81	\$ 18.44	\$ 19.09	\$ 21.48	\$ 17.42	\$ 27.32	\$ 40.25	\$ 46.85	\$ 27.98	\$ 19.62
29	\$ 17.34	\$ 17.66	\$ 17.06	\$ 18.72	\$ 19.38	\$ 21.80	\$ 17.68	\$ 27.73	\$ 40.85	\$ 47.55	\$ 28.40	\$ 19.91
30	\$ 17.60	\$ 17.93	\$ 17.32	\$ 19.00	\$ 19.67	\$ 22.13	\$ 17.95	\$ 28.15	\$ 41.46	\$ 48.27	\$ 28.82	\$ 20.21

Increase	Pay Grade
5.00%	3
3.00%	4
2.95%	5
2.35%	6
2.25%	7
2.20%	8
2.10%	9
2.00%	10
1.50%	11
1.50%	12
1.75%	13
1.50%	14

Note - Hourly rates are rounded.

**BEDFORD COUNTY BOARD OF EDUCATION**  
**Classified Positions by Account Number**

0.0%

2020-21

Account Number	Pay Grade	Years Exp.	Location	Position	Contract Term	2019-20 Salary	2020-21 Salary	Supplement	Total Salary	FICA	Retire	Medicare	Total	Sick Leave
<b>Classified Personnel</b>														
71100-162	Level II - 3	31	Harris	School Clerk	190	23,408	23,414		23,414	1,452	1,042	340	26,247	1,232
71100-162	Level II - 3	7	Central	School Clerk	190	14,790	15,229	944	15,229	944	678	221	17,071	802
71100-162	Level II - 3	10	Comm Elem	School Clerk	190	16,160	16,641		16,641	1,032	741	241	18,654	876
71100-162	Level II - 3	25	Central	School Clerk	190	21,413	21,735		21,735	1,348	967	315	24,365	1,144
71100-162		4				75,770	77,018		77,018	4,775	3,427	1,117	86,338	4,054
71150-162	Level II - 3	15	Alt	School Clerk	190	18,726	19,291		19,291	1,196	858	280	21,625	1,075
72120-131	Level II - 10	3	SysWide		180	17,854	18,382		18,382	1,140	818	267	20,606	919
72120-131	Level II - 10	14	Thomas	LPN	180	24,583	25,309		25,309	1,569	1,126	367	28,371	1,265
72120-131	Level II - 10	3	Liberty		180	17,854	18,382		18,382	1,140	818	267	20,606	919
72120-131	Level II - 10	9	SysWide		180	21,256	21,885		21,885	1,357	974	317	24,533	1,094
72120-131	Level II - 10	2	Eastside		180	17,338	17,855		17,855	1,107	795	259	20,015	893
72120-131	Level II - 10	13	Eastside		180	23,877	24,584		24,584	1,524	1,094	356	27,568	1,229
72120-131	Level II - 10	9	Eakin		180	21,256	21,885		21,885	1,357	974	317	24,533	1,094
						144,018	148,279		148,279	9,193	6,598	2,150	166,221	7,414
72120-131	Level II - 11	20	Harris/SS	Supr RN	220	61,653	62,723		62,723	3,889	2,791	909	70,313	3,136
72120-131	Level II - 11	12	SCHS	RN	180	38,417	39,085		39,085	2,423	1,739	567	43,814	1,954
72120-131	Level II - 11	16	Liberty	BSRN	190	40,899	40,899		40,899	2,536	1,820	593	45,848	2,045
72120-131	Level II - 11	16	Casc Elem	RN	190	43,464	44,221		44,221	2,742	1,968	641	49,572	2,211
72120-131	Level II - 11								0	0	0	0	0	0
						184,434	186,929		186,929	11,590	8,318	2,710	209,548	9,346
		4				328,452	335,208		335,208	20,783	14,917	4,861	375,769	16,760
72120-189	Level II - 5	1	23	Central Office Secretary - CS	220	21,697	24,029		24,029	1,490	1,069	348	26,936	1,201
72130-105	Level III			Director	261	57,817			0	0	0	0	14,724	0
72210-161	Level II - 5	17	Central Office	Secretary - Te	261	26,327	26,591		26,591	1,649	1,183	386	29,808	1,330
72210-161	Level II - 5	16	Instruction	Secretary - Ins	261	26,071	26,327		26,327	1,632	1,172	382	29,513	1,316
72210-161	Level II - 5	14	Instruction	Secretary - Ins	261				0	0	0	0	0	0
		2		Total 72210		52,398	52,918		52,918	3,281	2,355	767	59,321	2,646

**BEDFORD COUNTY BOARD OF EDUCATION**  
**Classified Positions by Account Number**

Account Number	Years Exp.	Location	Position	Contract Term	2019-20		2020-21		Total Salary	FICA	Retire	Medicare	Total	Sick Leave
					Salary	Supplement	Salary	Supplement						
72220-161	1.0	18 Federal	Secretary - Fe	261	26,583	26,857	26,857	26,857	1,665	1,195	389	30,106	1,343	
72230-161	1	7 Vocational	School Bookk	200	18,172	18,556	18,556	18,556	1,150	826	269	13,641	835	
72310-118	1	23 Central Office	0	261	47,027	47,741	5,000	52,741	3,270	2,347	765	59,122	2,637	
72310-191	8	Central Office	Board Members		25,810	26,326	0	26,326	1,632	1,172	382	29,512		
72520-162	1	26 Central Office	Executive Cler	261	33,361	33,855	33,855	33,855	2,099	1,507	491	4,096	1,693	
	1				33,361	33,855	0	33,855	2,099	1,507	491	4,096	1,693	
72410-119	1	3 SCHS	School Bookk	200	16,730	17,076	17,076	17,076	1,059	760	248	13,641	768	
72410-119	1	4 Thomas	School Bookk	200	17,080	17,435	17,435	17,435	1,081	776	253	13,641	785	
72410-119	1	26 Community Middle	School Secret	200	24,682	25,059	25,059	25,059	1,554	1,115	363	13,641	1,128	
72410-119	1	6 Harris	School Bookk	200	17,794	18,175	18,175	18,175	1,127	809	264	13,641	818	
72410-119	1	21 Cascade	School Bookk	200	23,030	23,261	23,261	23,261	1,442	1,035	337	13,641	1,047	
72410-119	1	19 Liberty	School Bookk	200	22,582	22,803	22,803	22,803	1,414	1,015	331	13,641	1,026	
72410-119	1	6 SCHS	School Bookk	200	17,794	18,175	18,175	18,175	1,127	809	264	13,641	818	
72410-119	1	26 Community	School Bookk	200	24,682	25,059	25,059	25,059	1,554	1,115	363	13,641	1,128	
72410-119	8				164,374	167,041	0	167,041	10,357	7,433	2,422	109,131	7,517	
72410-161	1	5 Eside	School Secret	190	14,271	14,689	14,689	14,689	911	654	213	16,466	773	
72410-161	1	12 Eakin	School Secret	190	17,490	18,004	18,004	18,004	1,116	801	261	20,183	948	
72410-161	1	8 Casc Elem	School Secret	190	15,122	15,568	15,568	15,568	965	693	226	17,452	819	
72410-161	1	18 Community Middle	School Secret	190	20,043	20,240	20,240	20,240	1,255	901	293	22,689	1,065	
72410-161	1	21 Community Elemen	School Secret	190	20,642	20,853	20,853	20,853	1,293	928	302	23,377	1,043	
72410-161	1	23 Learning Way	School Secret	190	21,160	21,484	21,484	21,484	1,352	956	312	13,641	967	
72410-161	1	2 Sside	School Secret	190	13,074	13,462	13,462	13,462	835	599	195	13,641	606	
72410-161	7				121,801	124,301	0	124,301	7,707	5,531	1,802	127,450	6,221	



# BEDFORD COUNTY BOARD OF EDUCATION

## Classified Positions by Account Number

Account Number	Pay Grade	Years Exp.	Location	Position	Contract Term	2019-20 Salary	2020-21 Salary	Supplement	Total Salary	FICA	Retire	Medicare	Total	Sick Leave
<b>CLASSIFIED SUPPORT POSITIONS</b>														
71300-162	Level II - 5	1	16 Title 1	Secretary - Fe	261	26,071	26,327		26,327	1,632	1,172	382	29,513	1,024
	Level II - 4	0.5	22 Vocational	School Clerk	180	9,778	9,878		9,878	612	440	143	11,073	520
72120-131	Level II - 11	1	7		190	37,825	37,829		37,829	2,345	1,683	549	42,406	1,991
72120-131	Level II - 11	1	14 Cascade	COTA	210	46,393	47,209		47,209	2,927	2,101	685	52,922	2,485
		2				84,218	85,038		85,038	5,272	3,784	1,233	95,328	4,476
72120-131	Level II - 12	1	16 SysWide		240	127,814	129,734		129,734	8,044	5,773	1,881	145,432	6,828
		3		Total 72120		212,033	214,772		214,772	13,316	9,557	3,114	240,760	11,304
72220-161	Level II - 5	0.5	18 Federal	Secretary - Fe	261	26,583	26,857		26,857	1,665	1,195	389	30,106	1,343
<b>CHILD NUTRITION CLASSIFIED POSITIONS</b>														
143-73100-162	Level II - 10	1	14 CNF	Clerical Asst	261	35,645	36,698		36,698	2,275	1,633	532	41,138	1,687
<b>SACP CLASSIFIED POSITIONS</b>														
146-73300-161	Level II - 5	1	15 SACP	School Bookk	261	25,468	26,067		26,067	1,616	1,160	378	29,221	1,198
146-73300-161	Level II - 5	1	24 SACP	School Bookk	261	28,501	28,934		28,934	1,794	1,288	420	32,435	1,330
						53,970	55,001		55,001	3,410	2,448	798	61,656	2,529

**BEDFORD COUNTY BOARD OF EDUCATION ALLOCATIONS  
2020-21**

Average ADM 19-20

Location	Enrollment	\$1.65	\$13.29	Number of Fee Waivers	100.00%	\$13.03	71100-542 In-service	71100-399 Other Cont. Ser.	71100-499 Other Supp.	71150-599 Other Charge	\$3.65	\$1.79	Total
		71100-336 M/R	71100-429 Reg		71100-429 Fee Wav.	72210-432 Library					72410-499 Office		
21-Cascade Elementary	618	1,020	8,216	111	3,026	8,053	2,134	-	-	-	2,253	1,106	25,809
25-Cascade Middle School	409	675	5,438	94	2,563	5,330	1,413	-	-	-	1,491	732	17,641
01-Cascade High School	516	852	6,860	78	2,126	6,724	1,782	-	-	-	1,882	923	21,149
23-Community Elementary	630	1,040	8,376	193	5,262	8,210	2,176	-	-	-	2,297	1,127	28,487
24-Community Middle	429	708	5,703	111	3,026	5,590	1,482	-	-	-	1,564	767	18,841
03-Community High School	593	979	7,884	97	2,644	7,728	2,048	-	-	-	2,162	1,061	24,506
02-Central	1469	2,424	19,530	462	12,595	19,143	5,074	-	-	-	5,357	2,628	66,751
04-Eakin	599	989	7,964	291	7,933	7,806	2,069	-	-	-	2,184	1,072	30,016
05-Eastside <sup>1</sup>	400	660	5,318	212	5,780	5,212	1,382	-	-	-	1,459	716	20,526
07-Harris	1057	1,744	14,052	470	12,813	13,774	3,651	-	-	-	3,854	1,891	51,780
22-Learning Way	517	853	6,873	288	7,852	6,737	1,786	-	-	-	1,885	925	26,911
06-Liberty	716	1,182	9,519	231	6,298	9,330	2,473	-	-	-	2,611	1,281	32,693
08-So. South <sup>1</sup>	363	599	4,826	153	4,171	4,730	1,254	-	-	-	1,324	649	17,553
09-Thomas	370	611	4,919	77	2,099	4,822	1,278	-	-	-	1,349	662	15,739

Subtotal - Schools 8,686 14,335 115,478 2,868 78,189 113,189 30,000 - - - 31,673 15,539 398,403

High Schools - Band Equipment

Subtotal 14,335 115,478 78,189 113,189 - - - 31,673 15,539 398,403

BEP Teachers 110,800  
Fee Waivers (Column F) 78,189

Total \$14,335 304,467 \$78,189 \$113,189 - - - \$31,673 \$15,539 \$398,403

	71150-336	71150-429	71150-722	71150-499	71150-599	Total
13-Alt. School	na	\$ 250	\$ 1,800	\$ 1,000	\$ 1,000	\$ 5,950
BEP Teachers	na	\$ 1,200				1,200
<b>Total</b>	<b>\$ 250</b>	<b>\$ 3,100</b>	<b>\$ 1,800</b>	<b>\$ 1,000</b>	<b>\$ 1,000</b>	<b>\$ 7,150</b>

	72210-336	72210-429	72210-722	72210-399	72210-499	72210-599	Total
11-Instruction*	na	2,000	4,000	3,500	1,500	* 5,500	\$ 20,000
12-Systemwide <sup>2</sup>	na	3,400	55,000	15,116	500	38,155	123,171
<b>Total</b>	<b>\$ 5,400</b>	<b>\$ 14,500</b>	<b>\$ 59,000</b>	<b>\$ 18,616</b>	<b>\$ 2,000</b>	<b>\$ 43,655</b>	<b>\$ 143,171</b>

	72320-435	72320-399	72320-499	72320-599	Total
17 - Superintendent	27,451	30,000	1,000	15,000	73,451
<b>Total</b>	<b>\$ 27,451</b>	<b>\$ 30,000</b>	<b>\$ 1,000</b>	<b>\$ 15,000</b>	<b>\$ 73,451</b>

<sup>2</sup>Systemwide instructional equipment

## BEDFORD COUNTY BOARD OF EDUCATION ALLOCATIONS

BEP 141-71100-429 Site	200		0	
	Number of Reg Ed Pos	Bep Teacher REd Pos	Bep Pool REd Pos	BEP Total
Cascade Elementary	33.4	6,680	0	6,680
Cascade Middle	19.3	3,860	0	3,860
Cascade High School	26.8	5,360	0	5,360
Community Elementary	37.4	7,480	0	7,480
Community Middle	21.3	4,260	0	4,260
Community High School	21.8	4,360	0	4,360
Central <sup>2</sup>	58	11,600	0	11,600
Eakin	39	7,800	0	7,800
Eastside <sup>3</sup>	28	5,600	0	5,600
Harris	49.5	9,900	0	9,900
Learning Way	36	7,200	0	7,200
Liberty	39.5	7,900	0	7,900
So. South	25.5	5,100	0	5,100
Thomas <sup>4</sup>	20.5	4,100	0	4,100
Systemwide	25	5,000	0	5,000
Alt. School	6	1,200	0	1,200
Subtotal	487	97,400	0	97,400

**Special Education Teacher BEP funds are included in Special Education Budget**

Cascade Elementary	3	600	0	600
Cascade Middle	1.5	300	0	300
Cascade High School	1.5	300	0	300
Community Elementary	1	200	0	200
Community Middle	2.5	500	0	500
Community High School	3.5	700	0	700
Central	7	1,400	0	1,400
Eakin	3	600	0	600
Eastside	2	400	0	400
Harris	6	1,200	0	1,200
Learning Way	2	400	0	400
Liberty	3	600	0	600
So. South	2	400	0	400
Thomas	3	600	0	600
Systemwide	10	2,000	0	2,000
Subtotal	51	10,200	0	10,200

## BEDFORD COUNTY BOARD OF EDUCATION ALLOCATIONS

Vocational Education Teacher BEP funds are included in vocational Education Budget

Cascade High School	0	0	0	0
Community High School	0	0	0	0
Central	0	0	0	0
Eakin	0	0	0	0
Eastside	0	0	0	0
Harris	0	0	0	0
Liberty	0	0	0	0
So. South	0	0	0	0
Thomas	0	0	0	0
Systemwide	22	4,400	0	4,400
Subtotal	22	4,400	0	4,400

Summary of BEP Teacher and Pool

	Reg Ed		Number of Special Ed Positions	Vocational Positions	Total Positions Due	\$100 Bep Teacher	\$100 Bep Pool	Total Amount Due	
	Per Report	Paid							
Cascade Elementary	33.4		33.4	3.0	-	36.4	\$ 7,280	-	7,280
Cascade Middle	19.3		19.3	1.5	-	20.8	4,160	-	4,160
Cascade High School	26.8		26.8	1.5	-	28.3	5,660	-	5,660
Community Elementary	37.4		37.4	1.0	-	38.4	7,680	-	7,680
Community Middle	21.3		21.3	2.5	-	23.8	4,760	-	4,760
Community High School	21.8		21.8	3.5	-	25.3	5,060	-	5,060
Central	58.0		58.0	7.0	-	65	13,000	-	13,000
Eakin	39.0		39.0	3.0	-	42	8,400	-	8,400
Eastside	28.0		28.0	2.0	-	30	6,000	-	6,000
Harris	49.5		49.5	6.0	-	55.5	11,100	-	11,100
Learning Way	36.0		36.0	2.0	-	38	7,600	-	7,600
Liberty	39.5		39.5	3.0	-	42.5	8,500	-	8,500
So. South	25.5		25.5	2.0	-	27.5	5,500	-	5,500
Thomas	20.5		20.5	3.0	-	23.5	4,700	-	4,700
Alt. School	6.0		6.0		-	6	1,200	-	1,200
Systemwide	25.0		25.0	10.0	22.0	57	11,400	-	11,400
Subtotal	487	0	487	51	22	560.0	\$ 112,000	\$ -	\$ 112,000

# Insurance Premiums - Certified Employees

as of July 1, 2020

		C	D	E	F	G	H	I	J	K	L
		Monthly Premium	Annual Premium (C*12)	45% State Amount (D*45%)	Local Pays	Annual Employer Amount (E+F)	Annual Employee Amount (D+G)	Employer Per Month (G/12)	Individual Pays Per Month (C-I)	Per 24 Payroll (H/24)	Per 20 Payroll (H/20)
<b>State Insurance</b>											
<b>PREMIER BCBS / CIGNA LPLUS</b>											
Employee	A1	627.00	7,524.00			6,444.00	1,080.00	537.00	90.00	45.00	54.00
Employee + Child(ren)	A2	1,034.00	12,408.00			8,674.80	3,733.20	722.90	311.10	155.55	186.66
Employee + Spouse	A3	1,223.00	14,676.00			10,526.76	4,149.24	877.23	345.77	172.89	207.46
Employee + Spouse + Child(ren)	A4	1,630.00	19,560.00			13,575.24	5,984.76	1,131.27	498.73	249.37	299.24
<b>STANDARD PPO BLUE CROSS / CIGNA LPLUS</b>											
Employee	B1	587.00	7,044.00			6,444.00	600.00	537.00	50.00	25.00	30.00
Employee + Child(ren)	B2	969.00	11,628.00			8,674.80	2,953.20	722.90	246.10	123.05	147.66
Employee + Spouse	B3	1,146.00	13,752.00			10,526.76	3,225.24	877.23	268.77	134.39	161.26
Employee + Spouse + Child(ren)	B4	1,526.00	18,312.00			13,575.24	4,736.76	1,131.27	394.73	197.37	236.84
<b>LIMITED PPO BLUE CROSS/CIGNA LPLUS</b>											
Employee	C1	537.00	6,444.00	2,899.80	3,544.20	6,444.00	-	537.00	-	-	100%
Employee + Child(ren)	C2	885.00	10,620.00	4,779.00	3,895.80	8,674.80	1,945.20	722.90	162.10	81.05	97.26
Employee + Spouse	C3	1,047.00	12,564.00	5,653.80	4,872.96	10,526.76	2,037.24	877.23	169.77	84.89	101.86
Employee + Spouse + Child(ren)	C4	1,395.00	16,740.00	7,533.00	6,042.24	13,575.24	3,164.76	1,131.27	263.73	131.87	158.24
<b>HEALTHSAVINGS CDHP BLUE CROSS / CIGNA LPLUS</b>											
Employee	D1	456.00	5,472.00			5,472.00	-	456.00	-	-	-
Employee + Child(ren)	D2	751.00	9,012.00			8,674.80	337.20	722.90	28.10	14.05	16.86
Employee + Spouse	D3	889.00	10,668.00			10,526.76	141.24	877.23	11.77	5.88	7.06
Employee + Spouse + Child(ren)	D4	1,184.00	14,208.00			13,575.24	632.76	1,131.27	52.73	26.37	31.64
<b>PREMIER CIGNA OAP</b>											
Employee	E1	667.00	8,004.00			6,444.00	1,560.00	537.00	130.00	65.00	78.00
Employee + Child(ren)	E2	1,074.00	12,888.00			8,674.80	4,213.20	722.90	351.10	175.55	210.66
Employee + Spouse	E3	1,303.00	15,636.00			10,526.76	5,109.24	877.23	425.77	212.89	255.46
Employee + Spouse + Child(ren)	E4	1,710.00	20,520.00			13,575.24	6,944.76	1,131.27	578.73	289.37	347.24

## Insurance Premiums - Certified Employees

as of July 1, 2020

		C	D	E	F	G	H	I	J	K	L
		Monthly Premium	Annual Premium (C*12)	45% State Amount (D*45%)	Local Pays	Annual Employer Amount (E+F)	Annual Employee Amount (D+G)	Employer Per Month (G/12)	Individual Pays Per Month (C-I)	Per 24 Payroll (H/24)	Per 20 Payroll (H/20)
<b>State Insurance</b>											
<b>STANDARD PPO CIGNA OAP</b>											
Employee	F1	627.00	7,524.00			6,444.00	1,080.00	537.00	90.00	45.00	54.00
Employee + Child(ren)	F2	1,009.00	12,108.00			8,674.80	3,433.20	722.90	286.10	143.05	171.66
Employee + Spouse	F3	1,226.00	14,712.00			10,526.76	4,185.24	877.23	348.77	174.39	209.26
Employee + Spouse + Child(ren)	F4	1,606.00	19,272.00			13,575.24	5,696.76	1,131.27	474.73	237.37	284.84
<b>LIMITED PPO CIGNA OAP</b>											
Employee	G1	577.00	6,924.00			6,444.00	480.00	537.00	40.00	20.00	24.00
Employee + Child(ren)	G2	925.00	11,100.00			8,674.80	2,425.20	722.90	202.10	101.05	121.26
Employee + Spouse	G3	1,127.00	13,524.00			10,526.76	2,997.24	877.23	249.77	124.89	149.86
Employee + Spouse + Child(ren)	G4	1,475.00	17,700.00			13,575.24	4,124.76	1,131.27	343.73	171.87	206.24
<b>HEALTH SAVINGS CDHP CIGNA OAP</b>											
Employee	H1	496.00	5,952.00			5,952.00	-	496.00	-	-	-
Employee + Child(ren)	H2	791.00	9,492.00			8,674.80	817.20	722.90	68.10	34.05	40.86
Employee + Spouse	H3	969.00	11,628.00			10,526.76	1,101.24	877.23	91.77	45.89	55.06
Employee + Spouse + Child(ren)	H4	1,264.00	15,168.00			13,575.24	1,592.76	1,131.27	132.73	66.37	79.64

Bedford County Department of Education  
School Bond and Loan Analysis  
By Year

		Account	2020	2021	2022	2023	2024	2025	2026	2027	2028	2029	2030
<b>School Bonds</b>													
<b>Series 2004, School Bonds</b>													
Principal	Refunded 2013		880,000	915,000	955,000	989,273							
Interest	Pinnacle		80,292	59,759	40,635	20,676							
<b>Series 2005, School Bonds</b>													
Principal	Refunded 4-15-15		255,000	265,000	275,000	285,000	295,000	310,000					
Interest	First Tennessee		43,810	37,180	30,290	23,140	15,730	8,060					
<b>Series 2007, School Bonds</b>													
Principal	Refunded 4/12/19		1,419,600	1,460,550	1,537,900	1,606,150	1,688,050	1,769,950	1,860,950	1,947,400	1,610,700	1,651,650	1,697,150
Interest	Regions Bank		1,158,101	1,123,623	1,050,595	973,700	893,393	808,990	720,493	627,445	549,549	501,228	451,679
Total Principal		151-82130-601	2,554,600	2,640,550	2,767,900	2,880,423	1,983,050	2,079,950	1,860,950	1,947,400	1,610,700	1,651,650	1,697,150
Total Interest		151-82230-603	1,282,203	1,220,561	1,121,520	1,017,516	909,123	817,050	720,493	627,445	549,549	501,228	451,679
<b>Total School Bonds</b>			<b>3,836,803</b>	<b>3,861,111</b>	<b>3,889,420</b>	<b>3,897,939</b>	<b>2,892,173</b>	<b>2,897,000</b>	<b>2,581,443</b>	<b>2,574,845</b>	<b>2,160,249</b>	<b>2,152,878</b>	<b>2,148,829</b>

Bedford County Department of Education  
School Bond and Loan Analysis  
By Year

		Account	2020	2021	2022	2023	2024	2025	2026	2027	2028	2029	2030
<b>Loan Agreements</b>													
<b>Series 2016, School Loan Bond Program</b>													
Principal	First Tennessee	151-82130-612	830,000	850,000	871,000	892,000	914,000	936,000	958,000	982,000	1,006,000	1,030,000	1,055,000
Interest	20-yr	151-82230-613	438,615	418,203	397,293	375,872	353,930	331,452	308,440	284,869	260,715	235,977	210,645
<b>Series 2017, School Loan Bond Program</b>													
Principal	12/28/2017 First Tennessee	151-82130-612	187,000	192,000	197,000	202,000	207,000	212,000	217,000	223,000	229,000	235,000	240,000
Interest	20-yr	151-82230-613	112,366	107,534	102,574	97,487	92,272	86,930	81,460	75,850	70,087	64,171	58,115
Total Principal			1,017,000	1,042,000	1,068,000	1,094,000	1,121,000	1,148,000	1,175,000	1,205,000	1,235,000	1,265,000	1,295,000
Total Interest			550,981	525,737	499,867	473,359	446,201	418,382	389,900	360,719	330,801	300,148	268,759
<b>Total Loan Agreements</b>			<b>1,567,981</b>	<b>1,567,737</b>	<b>1,567,867</b>	<b>1,567,359</b>	<b>1,567,201</b>	<b>1,566,382</b>	<b>1,564,900</b>	<b>1,565,719</b>	<b>1,565,801</b>	<b>1,565,148</b>	<b>1,563,759</b>
Total Principal - Bonds and Loan Agreements			3,571,600	3,682,550	3,835,900	3,974,423	3,104,050	3,227,950	3,035,950	3,152,400	2,845,700	2,916,650	2,992,150
Total Interest - Bonds and Loan Agreements			1,833,183	1,746,298	1,621,387	1,490,875	1,355,324	1,235,432	1,110,392	988,164	880,350	801,376	720,438
<b>Total School Debt</b>			<b>5,404,783</b>	<b>5,428,848</b>	<b>5,457,287</b>	<b>5,465,298</b>	<b>4,459,374</b>	<b>4,463,382</b>	<b>4,146,342</b>	<b>4,140,564</b>	<b>3,726,050</b>	<b>3,718,026</b>	<b>3,712,588</b>

2031	2032	2033	2034	2035	2036	2037	2038	Total
								2,859,273
								121,070
								1,430,000
								114,400
1,747,200	1,797,250	1,851,850	1,906,450	1,961,050	2,020,200	2,074,800		30,189,250
400,764	348,348	294,431	238,875	181,682	122,850	62,244		9,349,886
1,747,200	1,797,250	1,851,850	1,906,450	1,961,050	2,020,200	2,074,800	-	34,478,523
400,764	348,348	294,431	238,875	181,682	122,850	62,244	-	9,585,356
<b>2,147,964</b>	<b>2,145,598</b>	<b>2,146,281</b>	<b>2,145,325</b>	<b>2,142,732</b>	<b>2,143,050</b>	<b>2,137,044</b>	<b>-</b>	<b>44,063,879</b>

2031	2032	2033	2034	2035	2036	2037	2038	Total
1,081,000	1,107,000	1,134,000	1,162,000	1,190,000	1,219,000	1,248,000		17,635,000
184,692	158,108	130,880	102,983	74,407	45,137	15,163		3,888,765
247,000	253,000	259,000	266,000	273,000	280,000	287,000	294,000	4,313,000
51,905	45,530	39,002	32,309	25,436	18,386	11,156	3,749	1,063,949
1,328,000	1,360,000	1,393,000	1,428,000	1,463,000	1,499,000	1,535,000	294,000	21,948,000
236,597	203,638	169,882	135,292	99,843	63,523	26,319	3,749	4,952,715
<b>1,564,597</b>	<b>1,563,638</b>	<b>1,562,882</b>	<b>1,563,292</b>	<b>1,562,843</b>	<b>1,562,523</b>	<b>1,561,319</b>	<b>297,749</b>	<b>26,900,715</b>
3,075,200	3,157,250	3,244,850	3,334,450	3,424,050	3,519,200	3,609,800	294,000	56,426,523
637,361	551,986	464,313	374,167	281,524	186,373	88,563	3,749	14,538,071
<b>3,712,561</b>	<b>3,709,236</b>	<b>3,709,163</b>	<b>3,708,617</b>	<b>3,705,574</b>	<b>3,705,573</b>	<b>3,698,363</b>	<b>297,749</b>	<b>70,964,594</b>

Bedford County, Tennessee  
School Bond and Loan Analysis  
**Projected Cash Flow - Schools**

	2019	2020	2021	2022	2023	2024	2025	2026	2027
<b>Education Reserves per audit</b>	1,803,080	2,157,786	1,896,400	1,680,799	1,503,884	1,378,631	2,323,775	3,333,895	4,722,408
<b>Projected Revenues - School Portion</b>									
Adeq. Facilities/Dev Tax	340,000	370,000	373,700	377,437	381,211	385,023	388,874	392,762	396,690
Local Option Sales Tax	5,350,000	5,998,000	6,057,980	6,118,560	6,179,745	6,241,543	6,303,958	6,366,998	6,430,668
Interest Earnings									
Transfer from GPS Fund	114,750	299,366	299,534	299,574	299,487	299,272	298,930	298,460	298,850
<b>Total Projected Revenues</b>	<b>5,804,750</b>	<b>6,667,366</b>	<b>6,731,214</b>	<b>6,795,571</b>	<b>6,860,443</b>	<b>6,925,838</b>	<b>6,991,762</b>	<b>7,058,220</b>	<b>7,126,208</b>
<b>School Debt Requirements</b>									
Debt Requirements	5,372,344	5,404,783	5,428,848	5,457,287	5,465,298	4,459,374	4,463,382	4,146,342	4,140,564
Debt Paid by 141 GPS Fund	-	-	-	-	-	-	-	-	-
Other Financing Fees	-	-	-	-	-	-	-	-	-
Other Debt Service	8,700	8,700	8,787	8,875	8,964	9,053	9,144	9,235	9,328
Trustee's Commission	69,000	69,000	64,317	64,960	65,610	66,266	66,928	67,598	68,274
Adjustment									
Projected Debt Payment from Existing		1,100,000	1,100,000	1,100,000	1,100,000	1,100,000	1,100,000	1,100,000	1,100,000
Projected Debt Payment from Refinance		346,269	344,863	341,363	345,825	346,001	342,188	346,532	342,031
<b>Total School Debt Requirement</b>	<b>5,450,044</b>	<b>6,928,752</b>	<b>6,946,814</b>	<b>6,972,485</b>	<b>6,985,697</b>	<b>5,980,693</b>	<b>5,981,642</b>	<b>5,669,707</b>	<b>5,660,196</b>
<b>Revenues in Excess of Requirements</b>	<b>354,706</b>	<b>(261,386)</b>	<b>(215,601)</b>	<b>(176,915)</b>	<b>(125,254)</b>	<b>945,144</b>	<b>1,010,120</b>	<b>1,388,513</b>	<b>1,466,011</b>
Transfer (to) from Capital Projects Fund									
Other Financing Sources									
Audit Adjustment									
<b>Ending Reserves</b>	<b>2,157,786</b>	<b>1,896,400</b>	<b>1,680,799</b>	<b>1,503,884</b>	<b>1,378,631</b>	<b>2,323,775</b>	<b>3,333,895</b>	<b>4,722,408</b>	<b>6,188,420</b>

1% Increase per year

1% Increase per year

1% Increase per year

**new school (20-21m) over 20 yrs**

1,445,000 per year

---

---

---

**I. PREAMBLE**

The Bedford County Board of Education and the Bedford County Education Association do hereby agree that the welfare of the students of the Bedford County School System is paramount in the operation of the schools, and both parties will promote a quality education for each student. The board, recognizing the unique role of teachers in the educational process, solicits their continued expertise in the interest of the students of Bedford County.

**II. RECOGNITION**

**A. Collaborative Conferencing Team**

The Board hereby recognizes the Bedford County Education Association, an affiliate of the Tennessee Education Association and National Education Association, as the exclusive representative for the purpose of Collaborative Conferencing for all professional employees of the Board for **July 1, 2020** through **June 30, 2023** per the guidelines established by the Professional Educators Collaborative Conferencing Act, Tennessee Code Annotated 49-5-608 and 49-5-609.

**B. Definitions**

1. The term “Professional Employee” means any personnel employed by the Board in a position which requires a certification issued by the State Department of Education for service in public elementary and secondary schools of Tennessee supported, in whole or in part, by local, state and federal funds, but shall not include any member of the management team or retired teacher who is employed as a teacher.
2. “Management Team” shall specifically include principals, assistant principals, supervisors and others whose principal responsibilities are administration rather than teaching.
3. “Board” or “BOE” means the Board of Education of the Bedford County School System or its duly authorized representatives.
4. “Association” or “BCEA” means that the Bedford County Association or its duly authorized representatives or agents.

**C. Meetings**

During the month of October, of the previous calendar year in which this Memorandum of Understanding is to expire, the Association shall submit to the Board a written request of 15% or more of the signatures of the professional employees to conduct collaborative conferencing and its intent to collaborate a successor agreement pursuant to the guidelines established in TCA 49-5-605.

**III. MANAGEMENT RIGHTS**

Any or all rights, powers, and authority which may hereafter be granted by law, are retained by the Board except as these rights, powers and authority are expressly and specifically delegated elsewhere by the provisions of this agreement.

**IV. ASSOCIATION RIGHTS**

**A. Use of Facilities**

The Association and its members shall have the right to make use of school buildings and facilities at reasonable times for meetings and reasonable use of any equipment, including but not limited to computers, copying machines, and all types of audiovisual equipment when such equipment is not otherwise in actual use. Duly authorized representatives of the Association and their respective affiliates

shall be permitted to transact official Association business on system property before and after the instructional day. The Association shall have the right to use the school system's regular interschool mail delivery system, other communication media, employee mailboxes and institutional bulletin boards for communications to employees or members of the Association.

**B. Access of Information**

The Board shall furnish to the Association upon request all available information concerning the financial resources of the school system including but not limited to: annual financial reports; tentative budgetary requirements and allocations; agendas and minutes of all Board meetings; school census information; names, addresses, and telephone numbers of all employees; and such other public information as will assist the Association in developing constructive proposals.

**V. GRIEVANCE PROCEDURES**

**A. Definitions**

1. A "Grievance" shall mean any claim by any employee or the Association that there has been a violation, misinterpretation, or misapplication of the terms of this agreement; a violation of the right of the teacher or the Association to fair treatment; or a violation, misinterpretation, or misapplication of any law or established written policy or procedure of the Board. This in no way prohibits or restricts the Board from changing its policies, as it deems necessary.
2. The term "days" shall mean any day. Monday through Friday, on which schools are opening during the normal school year. All days shall begin to count at 7:45 a.m. the day following the day on which the time limits are based. After the last day of the normal school year, "days" shall be Central Office workdays.

**B. Procedures**

The parties hereto acknowledge that it is usually most desirable for an employee and his immediately involved supervisor to resolve problems through free and informal communications. When requested by the employee, an Association representative may accompany the employee to assist the informal resolution of the grievance. If, however, the informal process fails to satisfy the employee or the Association, a grievance may be processed as follows:

Step 1: The Association on behalf of the employee must present the grievance in writing to the direct supervisor within twenty (20) days of the time the employee learns or could reasonably be expected to learn of the alleged violation. The direct supervisor will arrange for a meeting within five (5) days after receipt of the grievance. The Association's representative, the grievant, and the direct supervisor shall be present for the meeting. Within five (5) days of the meeting, the grievant and the Association shall be provided with the supervisor's written response, including the reasons for the decision.

Step 2: If the grievance is not resolved at Step I, then the Association may appeal the grievance to the Superintendent within six (6) days after receipt of the Step I answer or within eleven (11) days after the Step I meeting, whichever is the latter. The superintendent shall arrange with the Association representative for a meeting to take place within five (5) days to the Superintendent's receipt of the appeal. Each party shall have the right to include in its representation such witnesses and counselors, as it deems necessary. Within five (5) days after the meeting, the grievant and the Association shall be provided with the Superintendent's written response, including the reason for the decision.

Step 3: If the grievance is not resolved at Step 2, then the Association may appeal the grievance to the Board within six (6) days after receipt of the Step 2 answer or within eleven (11) days after the Step 2 meeting, whichever is the latter. The request shall be made in writing and submitted through the Office of the Superintendent, who shall attach all related documents and forward the request to the Board committee. The Board committee, within twenty (20) days, shall review the case and shall hold a hearing if so requested by the grievant. The Superintendent will arrange the meeting. Each party shall have the right to include in its representation such witnesses and counselors, as it deems necessary. Within ten (10) days after the hearing, the grievant and the Association shall be provided with the Board's written response, including the reasons for the decisions.

Step 4: If the Association is not satisfied with the disposition of the grievance at Step 3 or the time limits expire without the issuance of the Board's written reply, the Association may submit the grievance to arbitration under the Voluntary Labor Arbitration Rules of the American Arbitration Association, which shall act as the administrator of the proceedings. If a demand for arbitration is not filed within thirty (30) days of the date for the Step 3 answer, then the grievance shall be deemed withdrawn.

- A. Neither the Board nor the Association shall be permitted to assert any grounds or evidence before the arbitrators, which was not previously disclosed to the other party.
- B. The arbitrator shall have no power to alter the terms of this Agreement.
- C. The arbitrator is empowered to award reinstatement, financial reimbursement, damages and/or other remedies.
- D. The two parties will share the fees and expenses of the arbitrator equally.
- E. Unless the arbitrator's decision is rejected by a majority vote of the membership of the Board at the next regular board meeting following the arbitrator's decision, the arbitrator's decision is binding. If the arbitrator's decision is rejected by the Board of Education, the Association shall be notified in writing of the decisions and the reasons for the decision.

### **C. General**

- 1. Each grievance must be processed through all levels, each in its turn, as provided in Section B of this article, or until withdrawn. However, if the Association and the Superintendent agree, Step 1 of the grievance procedure may be by-passed and the grievance brought directly to Step 2.
- 2. Class grievances involving one or more employees may be filed by the Association at Step 2.
- 3. The investigating, preparing, or processing of a grievance by the grievant may not be done during the regular school day.
- 4. All documents, communications, and records dealing with the processing of a grievance shall be filed separately from the personnel files of the participants.
- 5. A grievance may be withdrawn at any level without establishing a precedent.
- 6. The Board acknowledges the right of the Association to have representation at any level of the grievance process. No employee (including administration) shall be required to discuss any grievance without representation, if such is desired.
- 7. Nothing herein, shall prevent the grievant, the Association, or the Board from pursuing enforcement of this contract in court, and there is no requirement that all steps of the grievance procedure must be exhausted.

## **VI. PAYROLL DEDUCTIONS**

### **A. Dues Deduction**

Dues paid to the Association ~~must~~ **may** be payroll deducted. Upon receipt from the BCEA of a list of teachers who have authorized dues deductions, the finance office will make deductions in the amount

specified beginning with the first check of the school year and prorated in equal amounts for the remainder of the school year. An employee's authorization for dues deduction shall continue in effect from year to year unless revoked in writing by the employee to the BCEA membership chairperson by August 15. The BCEA membership chairperson shall notify the Payroll Department by August 20 of all changes in the dues.

**B. Transmission of Dues**

The Board will remit to the BCEA the amount deducted each month, within fifteen (15) calendar days.

**C. New Employees**

New employees will be permitted to request dues deduction within 20 days of initial employment date.

**VII. SALARY AND WAGES**

**A. Salary Schedule**

The salary schedule is based on total (state/local) as of July 1 for each professional employee covered by this agreement as set forth in Appendix A. Each employee shall receive full credit for allowable experience and training as established under the TSRRMS. Additional administrative supplement shall be paid in accordance with Appendix B. All additional non-administrative supplements shall be in accordance with Appendix C. Any raise provided by the state during the fiscal year, July 1 to June 30, would automatically revise the Appendix A schedule on the effective date of the raise. Adjustments to Appendix B and Appendix C will reflect the state raise effective the following July 1.

**B. Method of Payment**

Each employee shall be paid by direct deposit. All certified employees will be paid on the 15<sup>th</sup> and 30<sup>th</sup> of the month. If the 15<sup>th</sup> or the 30<sup>th</sup> fall on a nonbusiness day, certified personnel will be paid on the last business day before the 15<sup>th</sup> or the 30<sup>th</sup>. Certified personnel ~~may elect to~~ **shall** be paid on a ~~20 or 24~~ pay periods. ~~Those electing 24 pay periods~~ **and** shall receive their last four payments on June 15<sup>th</sup>.

**VIII. FRINGE BENEFITS**

**A. Longevity Bonus**

Upon retirement from the teaching profession of a certified employee who has worked for the Bedford County Board of Education a minimum of ten (10) years and has a total of not less than twenty (20) years' experience, the board will make a lump sum award in recognition of that individual's longevity in the teaching profession. The amount of the award will be ~~\$40~~ **\$50** per year of experience in the teaching profession as established by the State of Tennessee, for years of service in the Bedford County School system. This is a onetime only award in the year of retirement with the Board of Education and shall not exceed ~~\$1500~~ **\$2000** per person. Evidence (TCRS paperwork) of retirement from the Bedford County Board of Education will be required to receive this award.

**B. Enrollment of Employees' Children**

Any K-12 certified employee may enroll his/her child at the school of his/her choice, excluding the magnet school where all students must meet the established criteria.

**IX. INSURANCE**

- A.** The Board currently offers employee insurance coverage under the State of Tennessee Local Education Group Insurance Program. The Board agrees to pay (including the amount provided by the state) ~~the~~

~~following portion of the monthly premium for the period January to December 2017:~~ **100% of the Limited Plan premium for each fulltime employee. The chart below reflects the dollar amounts to be paid through December 15, 2020. These amounts will be adjusted yearly to reflect any premium adjustments.**

Employee	\$537.00
Employee + Child (ren)	\$722.90
Employee + Spouse	\$877.23
Employee + Spouse + Child (ren)	\$1131.27

Insurance ~~will~~ **may** be readdressed beginning in ~~January~~ **December** of each year for the duration of the MOU with a decision to be made before the budget is set each year.

- ~~B. The Board~~ **The benefits administrator** will provide each ~~teacher~~ **employee** with information, brochures, claim forms and other information. ~~as they are provided by the State of Tennessee Benefits Administration.~~
- C. The Board of Education provides \$10,000 life insurance for each employee.**

## **X. WORKING CONDITIONS**

### **A. Length of Day**

Teachers shall be on duty at least seven and one-half (7.5) clock hours each day, including a duty free lunch period and planning time. No teacher shall be required to report for duty earlier than fifteen (15) minutes before the opening of the students' day unless assigned early bus duty by the principal. Bus duty must be assigned to all certified faculty and staff. **No teacher shall be assigned early to late bus duty more than twenty-five (25) days per year.** Such assignments shall be fair, evenly distributed, and non-discriminatory. Principals shall alter the departure time of teachers on early bus duty to conform to the seven and one-half (7.5) hour day.

Teachers may be required to remain after the end of the regular workday without additional compensation for the purpose of attending faculty meetings or other professional meetings three (3) days each month. Such meetings shall begin no later than ~~five (5)~~ **ten (10)** minutes after student dismissal time and shall run no more than ~~sixty (60)~~ **ninety (90)** minutes. **For a combined total of no more than three (3) hours per month.** These meetings will be scheduled in advance when possible. Meetings shall not be called on Fridays or any day immediately preceding any holiday or other day upon which teacher attendance is not required. Other **non-academic** school activities determined to be of value outside the normal workday, shall be voluntary. The excess instructional time shall be applied toward meeting instruction time requirements for school instructional days missed due to dangerous or extreme weather unless the number of days exceeds the amount allowed under TCA 49-6-3004. The Board shall make every effort to maintain a uniform workday across the system.

### **B. Planning Time**

All teachers shall have a planning/preparation period of at least two and one-half (2 ½) hours per week during the students' day. Teachers whose students attend less than 6.5 hours daily may be assigned planning time between the departure time of their students and the departure time of full-time students attending the school to which those are assigned. Except as approved by the principal or designee, all

such encumbered time shall be spent at the school to which the teacher is assigned. Planning time shall not be assigned during time designated for duty-free lunch.

### **C. LEAVE**

#### **A. Sick Leave**

Sick leave shall be obtained and accumulated and in accordance with TCA 49-5-710 and State Board of Education's Rules and Regulations. Any teacher who goes on maternity leave shall be allowed to use all or a portion of her sick leave for maternity leaves during the period of her physical disability as determined by a physician. All certified personnel shall record all sick leave days on the appropriate sick leave log even when a substitute is not required. An accounting of the accumulated sick leave days will be provided to each teacher at the beginning of each school year.

#### **B. Bereavement Leave**

Three (3) bereavement days shall be granted in the case of the death of a member of the immediate family of a teacher, including the teacher's wife or husband, parents, grandparents, **children (including children to whom employee has guardianship)**, grandchildren, brothers, sisters, mother-in-law, father-in-law, daughter-in-law, son-in-law, brother-in-law, and sister-in-law. In the event of the death of an employee or student in the Bedford County School System, the principal or immediate supervisor of the deceased employee or student shall grant to an appropriate number of teacher's sufficient time to attend the funeral.

#### **C. School Activity Leave**

The Board will fund discretionary days for each school based on enrollment. These days may be utilized as needed for accompanying students on an educational field trip. Each principal shall be informed of the number of days available at the beginning of each school year. Additional substitutes may be funded from the school's funds.

### **D. MAINTENANCE OF BENEFITS**

Except as changed by this Agreement, all terms, conditions of employment, and benefits in effect at the time this Agreement is signed shall continue during the term of this Agreement. Unless specifically stated, nothing contained in this contract shall be interpreted and/or applied so as to eliminate, reduce or otherwise diminish any teacher benefit existing prior to the effective date.

### **E. DURATION**

This Memorandum of Understanding shall be effective as of ~~October 1, 2016~~ **July 1, 2020** and shall continue in effect until ~~September 30, 2019~~ **June 30, 2023**. Salary and Wages, Insurance, and Fringe Benefits ~~shall~~ **may** be conferenced annually during the terms of this agreement **at the request of either party**. ~~Conferencing shall begin no later than January 1 of each year throughout the life of the Memorandum of Understanding.~~

**A. Deferred Compensation**

\*Refer to Bedford County Financial Management Policies and Procedures Manual

Section 11.3 <http://bedfordcountyttn.org/pdf/finance/Financial-Mgt-Policies-And-Procedures-09-08-2016.pdf>

**B. Voluntary Deductions**

\*Refer to Bedford County Financial Management Policies and Procedures Manual

Section 11.3 <http://bedfordcountyttn.org/pdf/finance/Financial-Mgt-Policies-And-Procedures-09-08-2016.pdf>

**A. Cafeteria Plan/Section 125**

\*Refer to Bedford County Financial Management Policies and Procedures Manual

Section 11.2 <http://bedfordcountyttn.org/pdf/finance/Financial-Mgt-Policies-And-Procedures-09-08-2016.pdf>

**A. Expense of Traveling Employees**

\*Refer to Bedford County Financial Management Policies and Procedures Manual

Section 11.4 <http://bedfordcountyttn.org/pdf/finance/Financial-Mgt-Policies-And-Procedures-09-08-2016.pdf>

**A.** The Board shall provide worker's compensation insurance coverage for any employee injured in the course of the teacher's employment activities.

**B. Duty Free Lunch**

Teachers will be provided a duty free lunch period at least the length of the student lunch period, during which they shall not have assigned duties. [TCA 49-1-302 \(e\)](#)

**A. Personal Professional Leave**

Each teacher shall be entitled to two (2) days of personal/professional leave under guidelines as prescribed by state law, [TCA 49-5-711](#). Personal leave can be taken at the discretion of a teacher, who shall not be required to give reasons for use of any personal leave. Except in an emergency, a teacher shall give at least one (1) day notice of intent to take personal leave. Personal leave may be granted at any time; personal leave may be denied only as follows:

1. If more than 10% of the teachers in a given school request its use on the same day provided, that on making the calculation, any major fraction shall be considered as one (1) and in schools of five teachers or less, one (1) teacher may take personal leave at such teacher's discretion.
2. If personal leave is requested during any prior established student examination period.
3. If personal leave is requested on the day immediately preceding or following a holiday or vacation period.

**4. Substitute Teachers**

The Board/county shall attempt to contract annually with an outside agency to secure substitutes for certified employees and shall notify each staff member of the appropriate procedures each year. If the vendor fails to provide an adequate service, other options will be evaluated. The employee shall follow the designated procedures for his/her building in order to notify the principal or his/her designee of absence and to obtain a substitute.

\*\*Note: in the event of a vendor failing to provide adequate service, teachers may be required to contact subs on their own until another option is obtained.

#### **5. Unpaid Mandatory Leave**

Unpaid mandatory leave shall be granted for military service, legislative service, maternity, adoption, or recuperation of health and may be granted for educational improvements or other sufficient reason without forfeiture of accumulated leave credits, tenure status or other fringe benefits as prescribed by state law stated in [TCA 49-5-702](#) through [TCA 49-5-713](#).

#### **6. Emergency and Legal Leave**

Any employee called for jury duty during school hours, required to appear in any judicial or administrative proceeding, or who shall be asked to testify in any arbitration matters shall be provided such time with no less in pay or benefits. Any fees or remuneration the employee receives during such leave shall be turned over to the Bedford County School System. Emergency temporary leaves of absence without pay shall be granted in writing by the immediate supervisor for good reason. [TCA 22-4-106](#) and [Board policy 5.301](#)

#### **7. Release Time – Annually**

The Board agrees to permit the BCEA president or designee(s) to receive eight (8) days release time with pay to attend to professional duties. The Bedford County Education Association shall pay the cost of the substitute. The president of Bedford County Education Association will be responsible for informing their principal or immediate supervisor a minimum of 72 hours prior to any date of release.

#### **8. Family and Medical Leave**

\*\*Refer to the DOL for a comprehensive representation of the law

[www.dol.gov/whd/fmla/index.htm](http://www.dol.gov/whd/fmla/index.htm)

#### **9. Sick Leave Bank**

##### **Employee Sick Leave Bank Guidelines**

<http://www.tn.gov/dohr/employees/sickleave/pdf/Guidelines.pdf>

The Board and the Association agree to maintain and operate a sick leave bank according to the provisions of [TCA 49-5-801](#) through [49-5-810](#).

**Bedford County, Tennessee**  
**Bedford County Schools**  
**Analysis of Property Tax Collections - 40110**

	Actual Collections			Collections as a Percentage of Budget		
	2018-19	2019-20	Difference	2018-19	2019-20	Difference
July	-	-	-	-	-	-
August	93.21	(60.04)	(153.25)	-	-	-
September	398,872.86	391,735.77	(7,137.09)	4.70	4.49	(0.21)
October	344,516.77	436,039.86	91,523.09	8.76	9.48	0.72
November	404,344.07	403,114.20	(1,229.87)	13.52	14.10	0.58
December	2,533,822.32	2,855,127.82	321,305.50	43.38	46.80	3.42
January	1,027,520.48	614,710.81	(412,809.67)	55.48	53.84	(1.64)
February	3,374,464.98	3,665,816.74	291,351.76	95.24	95.84	0.60
March	439,983.47	312,221.36	(127,762.11)	100.43	99.41	(1.02)
April	71,597.04	55,810.09	(15,786.95)	101.27	100.05	(1.22)
May	96,686.77	121,523.92	24,837.15	102.41	101.44	(0.97)
June	41,841.17	-		102.90		
<b>Total</b>	<b>8,733,743.14</b>	<b>8,856,040.53</b>	<b>164,138.56</b>			

**Bedford County, Tennessee**  
**Bedford County Schools**  
**Analysis of Prior Yr. Property Tax Collections - 40120**

	Actual Collections			Collections as a Percentage of Budget		
	2018-19	2019-20	Difference	2018-19	2019-20	Difference
July	9,108.00	11,434.49	2,326.49	2.90	3.81	0.91
August	13,066.38	20,054.65	6,988.27	7.39	10.50	3.11
September	22,419.37	16,307.71	(6,111.66)	14.86	15.93	1.07
October	15,882.65	11,900.28	(3,982.37)	20.16	19.90	(0.26)
November	13,834.40	8,927.35	(4,907.05)	24.77	22.87	(1.90)
December	15,020.11	26,500.02	11,479.91	29.78	31.71	1.93
January	12,247.47	20,506.10	8,258.63	33.86	38.54	4.68
February	52,307.19	9,743.70	(42,563.49)	51.30	41.79	(9.51)
March	122,995.85	36,181.50	(86,814.35)	92.29	53.85	(38.44)
April	-	-	-	92.29	53.85	(38.44)
May	-	-	-	92.29		
June	10,964.98	-		95.95		
	-	-				
<b>Total</b>	<b>287,846.40</b>	<b>161,555.80</b>	<b>(115,325.62)</b>			

Bedford County, Tennessee  
 Bedford County Schools  
 Analysis of Circuit Clk/Clerk & Master Collections Prior Yr - 40130

	Actual Collections			Collections as a Percentage of Budget		
	2018-19	2019-20	Difference	2018-19	2019-20	Difference
July	-	-	-	-	-	-
August	8,454.56	8,224.05	(230.51)	3.76	3.66	(0.10)
September	5,022.24	9,011.00	3,988.76	5.99	7.66	1.67
October	7,788.25	3,691.96	(4,096.29)	9.45	9.30	(0.15)
November	8,193.46	7,163.35	(1,030.11)	13.09	12.48	(0.61)
December	7,911.47	6,344.94	(1,566.53)	16.61	15.30	(1.31)
January	6,738.50	7,658.01	919.51	19.60	18.71	(0.89)
February	9,279.90	12,098.86	2,818.96	23.73	24.09	0.36
March	16,581.91	10,644.71	(5,937.20)	31.10	28.82	(2.28)
April	7,255.41	14,325.83	7,070.42	34.32	35.18	0.86
May	11,850.70	9,070.76	(2,779.94)	39.59	39.21	(0.38)
June	21,228.80	-	-	49.02		
	-	-	-			
<b>Total</b>	<b>110,305.20</b>	<b>88,233.47</b>	<b>(842.93)</b>			

Bedford County, Tennessee  
 Bedford County Schools  
 Analysis of Sales Tax Collections - 40210

	Actual Collections			Collections as a Percentage of Budget		
	2018-19	2019-20	Difference	2018-19	2019-20	Difference
July	7,050.96	-	(7,050.96)	0.31	-	(0.31)
August	215,648.06	233,574.94	17,926.88	9.75	8.61	(1.14)
September	219,865.51	222,858.77	2,993.26	19.37	16.82	(2.55)
October	223,411.88	228,764.60	5,352.72	29.15	25.26	(3.89)
November	224,873.26	232,391.43	7,518.17	38.99	33.82	(5.17)
December	230,358.19	225,154.69	(5,203.50)	49.07	42.12	(6.95)
January	217,571.41	218,040.96	469.55	58.59	50.16	(8.43)
February	255,154.41	287,888.17	32,733.76	69.76	60.77	(8.99)
March	195,855.21	204,921.74	9,066.53	78.33	67.00	(11.33)
April	211,159.14	224,218.46	13,059.32	87.57	75.11	(12.46)
May	243,970.17	256,672.83	12,702.66	98.25	84.39	(13.86)
June	554,329.02	-		122.51		
	-	-				
<b>Total</b>	<b>2,799,247.22</b>	<b>2,334,486.59</b>	<b>89,568.39</b>			

2020-2021 Not Recommended for Rehire

---

**The Background:**

The following non-tenure teachers have not been recommended to the superintendent for rehire.

**The Recommendation:**

First Name	Last Name	School	Position
	Grissom		
Taylor	Davis	BCLA	Language/Reading
Amanda	McBride	BCLA	4th-8th Grade
Teri	Parks	BCLA	Social Studies
Kristy	Altman	Cascade Elem.	1st Grade Job Share
Holly	Steiner	Cascade Elem.	1st Grade Job Share
Jo	Davis	Cascade Elem.	2nd Grade Job Share
Terry	Davis	Cascade Elem.	2nd Grade Job Share
Jean	Domergue	Cascade Elem.	Interim 3rd Grade
Emily	Pittman	Cascade Elem.	Sp. Education
Andrew	Jones	Cascade High	Criminal Justice
Kimberly	Best	Eakin	5th Grade
Katherine	Gable	Eakin	4th Grade
Cindy	White	Eakin	1st Grade
Andrew	Cochrane	Harris Middle	8th Science
Elsa	Davis	Harris Middle	6th ELA
Sara	Dennis	Harris Middle	8th ELA
Charles	Dial	Harris Middle	8th Science
Thomas	Heath	Harris Middle	7th ELA
Maranda	Stafford	Harris Middle	6th Social Studies
Casey	Whitworth	Harris Middle	7th Science
Haley	Wroten	Harris Middle	8th Math
Melinda	Black	Learning Way	K-5th Grade
Keri	Evans	Learning Way	K-5th Grade
Melissa	Kearce	Learning Way	ESL
Erika	Tilton	Learning Way	1st/2nd Looping
Brooke	Venkatraman	Learning Way	K-5th Grade
Leslie	Frame	Liberty	2nd Grade
Jordan	Gieske	Liberty	P.E. Wellness
Brooke	Oakes	Southside	Sp. Education
Nancy	Baty	SCHS	Math
Carlee	Potts	SCHS	P.E. Wellness
Lee	Travis	SCHS	Science
Thomas	Kronenes	SCHS	History
Angela	Hames	SCHS	English

**Bedford County Department of Education**

June 16, 2020

FOR YOUR INFORMATION

---

**Classified Employees  
NOT REHIRED for 2020-2021**

---

The superintendent, at the request of the school principal and/or supervisor, has NOT REHIRED the following classified employees for the 2020-2021 school year.

<u>First Name</u>	<u>Last Name</u>	<u>School</u>	<u>Position</u>
Margaret	Prince	Eakin	Sp.Ed. Pre K Assistant
Marcelina	De La Cruz	Thomas Magnet	Pre K Assistant
Robin	Moore	Shelbyville Central	Teacher Assistant
Stacey	Anderson	Community Middle	Sp.Ed. Assistant
Graciela	Curtis	BCLA	Teacher Assistant
Brandon	Lewis	Eastside	Teacher Assistant
Beverly	Hall	Harris Middle	Sp.Ed. Assistant
Becky	Hammers	Cascade Middle	Child Nutrition
Leticia	Gonzalez	Cascade Elem.	Child Nutrition
Cynthia	Wright-Graczyk	Community Elem.	Child Nutrition
Connie	Brown	Harris Middle	Child Nutrition
Hord	Loretta	Eastside	Child Nutrition
Waters	Rachel	Community High	Child Nutrition
Farris	Kellie	Eakin	Child Nutrition

Bedford County Board of Education

91.67%

Fund	Account Number	Description	Actual	Budget	Unencumbered	2019-20
						Percentage Used
General Purpose School	71100-355	Travel - Instruction	2,225	15,040	12,815	14.79%
General Purpose School	71100-524	In-Service Staff Development	-	-	-	0.00%
General Purpose School	72110-355	Travel - Attendance	-	450	450	0.00%
General Purpose School	72120-355	Travel - Health Services	5,014	11,050	6,036	45.37%
General Purpose School	72120-524	In-Service Staff Development	5,613	14,000	8,387	40.09%
Federal Projects	72130-355	Travel - Other Student Suppor	16,757	26,711	9,954	62.73%
Federal Projects	72130-524	In-Service Staff Development	3,585	3,872	287	92.59%
General Purpose School	72210-355	Travel - Instr. Supervisors	4,600	8,500	3,900	54.12%
Federal Projects	72210-355	Travel - Instr. Supervisors	867	9,407	8,540	9.21%
General Purpose School	72210-524	In-Service Staff Development	32,090	38,416	6,326	83.53%
Federal Projects	72210-524	In-Service Staff Development	127,359	471,265	343,906	27.02%
General Purpose School	72220-355	Travel - Sp. Ed Supervisors	5,857	6,000	143	97.61%
Federal Projects	72220-355	Travel - Sp. Ed. Supervisors	5,344	15,000	9,656	35.63%
General Purpose School	72220-524	In-Service Staff Development	3,818	4,000	182	95.45%
Federal Projects	72220-524	In-Service Staff Development	11,079	26,320	15,241	42.09%
General Purpose School	72230-355	Travel - Voc. Ed. Supervisor	136	800	664	17.00%
Federal Projects	72230-355	Travel - Voc. Ed. Supervisors	-	-	-	0.00%
Federal Projects	72230-524	In-Service Staff Development	3,193	3,445	252	92.67%
General Purpose School	72250-355	Travel - Tech Supervisor	4,863	12,500	7,637	38.91%
General Purpose School	72250-524	In-Service - Tech Supervisor	9,966	12,000	2,034	83.05%
General Purpose School	72310-355	Travel - Bd. of Education	18,227	19,073	846	95.56%
General Purpose School	72310-524	In-Service Staff Development	9,501	10,060	559	94.44%
General Purpose School	72320-355	Travel - Superintendent	4,276	8,000	3,724	53.45%
General Purpose School	72410-524	In-Service Staff Development	-	1,000	1,000	0.00%
General Purpose School	72520-355	Travel - Human Services	481	2,080	1,599	23.15%
General Purpose School	72620-355	Travel - Maintenance	158	1,700	1,542	9.29%
General Purpose School	72710-355	Travel - Transportation	-	2,000	2,000	0.00%
Child Nutrition	73100-355	Travel	4,613	13,000	8,387	35.49%
Child Nutrition	73100-524	In-Service Staff Development	357	20,000	19,643	1.79%
General Purpose School	73300-355	Travel - Community Services	132	200	68	65.80%
General Purpose School	73300-524	In-Service Staff Development	347	800	453	43.33%
SACP	73300-355	Travel	722	4,410	3,688	16.38%
SACP	73300-524	In-Service Staff Development	995	2,525	1,530	39.41%
General Purpose School	73400-355	Travel - Early Childhood Educa	-	200	200	0.00%
General Purpose School	73400-524	In-Service Staff Development	13,106	13,300	195	98.54%

Bedford County Board of Education

91.67%

Fund	Account Number	Description	Actual	Budget	Unencumbered	2019-20 Percentage Used
General Purpose School	72610-415	Electricity	1,810,759	2,559,028	748,269	70.76%
General Purpose School	72610-434	Natural Gas	398,215	427,770	29,555	93.09%
General Purpose School	72620-412	Diesel	9,900	9,900	-	100.00%
General Purpose School	72710-412	Diesel	265,563	561,000	295,437	47.34%
General Purpose School	72620-425	Gasoline	19,517	29,600	10,083	65.93%
General Purpose School	72710-425	Gasoline	9,602	40,000	30,398	24.00%
Child Nutrition	73100-421	Food Preparation Supplies	276,028	350,000	73,972	78.87%
Child Nutrition	73100-422	Food Supplies	2,734,924	2,750,000	15,076	99.45%
SACP	73300-422	Food Supplies	18,383	25,700	7,317	71.53%
General Purpose School	72310-331	Legal Services	34,955	50,000	15,045	69.91%

*Bedford County Board of Education*  
June 2020

FOR YOUR INFORMATION

---

Department of Education Personnel Matters

---

**Certified Staff**

**Resignation:**

Hiott	Denise	Liberty	8th Math
Beech	Sandra	Eakin	3rd Grade
Palmer	Brittany	Thomas Magnet	Pre K Special Ed.
Garner	Brandi	BCLA	Science
Clanton	Blair	Harris Middle	Sp.Ed. CDC

**Termination:**

**Retirement:**

Castelow	Rita	Eastside	Guidance
Bennett	Jennifer	Community Middle	Librarian

**Leave of Absence:**

**Deceased:**

Cochrane	Samantha	Community Elem.	1st Grade
----------	----------	-----------------	-----------

**In-System Transfers:**

**New Employees:**

*Bedford County Board of Education*  
June 2020

**FOR YOUR INFORMATION**

---

**Department of Education Personnel Matters**

---

**Classified Staff**

**Resignation**

Johnson	Donna	Learning Way	Custodian
Follmer	Clinton	Transportation	Bus Driver

**LOA:**

**Termination:**

**Retirement:**

**In-System Transfers:**

**Changes:**

**New Employees:**

Sudduth	Alexa Brooke	Technology	Summer Help
Sudduth	Bailey	Technology	Summer Help
Brown	Austin	Technology	Summer Help