

**REGULAR MONTHLY MEETING  
GORDON-RUSHVILLE SCHOOLS BOARD OF EDUCATION  
DISTRICT NO. 81-0010  
Monday, May 11, 2026  
Conference Room, 810 N Oak Street, Gordon, NE 69343**

The meeting agenda is available online on the district's website under the school board link and will be finalized 24 hours before the meeting.

- I. Open the Meeting
- II. Call to Order/Nebraska Open Meetings Law
- III. Recite Pledge of Allegiance
- IV. Excuse Absent Members
- V. Publication of Meeting
- VI. Acceptance of the agenda
- VII. Public Forum
- VIII. Celebration of Excellence
- IX. Reports
  - IX.A. Building Principals, Activity Director and SPED Director
  - IX.B. Superintendent
  - IX.C. Board Committees
  - IX.D. Other School Personnel
- X. Consent Agenda
  - X.A. Minutes of the Regular Meeting of Dist. 81-0010 of April 13, 2026, minutes of the Facility Work Session on April 27, 2026, Finances: General Fund Bills \$969,266.21, Building Fund Bills \$0, Depreciation Fund Bills \$66,919.88, Qualified Capital Fund Bills \$169,824.90, Lunch Fund Bills \$58,918.33, Transfers from General Fund to Investment Fund \$2,489,300.00, from Building Fund to Investment Fund \$94,700.00, from Investment Fund to Depreciation Fund \$66,900.00, accept resignation with appreciation of Leigh Rosane and Lillian Witt, approve revocation of acceptance of teaching position from Tamara Bila, approve contract for Tessa Hurlburt
- XI. Discussion Items
  - XI.A. Review of policies: 3016 - Use of Tobacco Products, 3015 - Time Away from School Activities, 3014 - Use of School Property, 3013 - Emergency Closings, 3012 - School Meal Program and Meal Charges, 3010 - Insurance, 3009 - Audit, 3008 - Gifts, Grants, and Bequests, 3007 - Review of Bills
  - XI.B. Review of District Strategic Plan
  - XI.C. Facility Improvement and Planning
  - XI.D. Wellness Policy Policy 5052
- XII. Action Items
  - XII.A. Discuss, Consider, and Take All Necessary Action with Regard to: approve the GRPS 2026 Annual Safety Review.
  - XII.B. Discuss, Consider, and Take All Necessary Action with Regard to: Approve contract with JEO Consulting Group for Concept Planning and Pre-Bond support as presented.
  - XII.C. Discuss, Consider, and Take All Necessary Action with Regard to:
  - XII.D. Discuss, Consider, and Take All Necessary Action with Regard to:
- XIII. Executive Session
- XIV. Dates to Remember
  - XIV.A. Date of Next Regular Board Meeting — June 8, 2026 at 5:30 PM
- XV. Adjournment

# Nebraska Open Meetings Act

**84-1407. Act, how cited.** Sections 84-1407 to 84-1414 shall be known and may be cited as the Open Meetings Act.

**84-1408. Declaration of intent; meetings open to public.** It is hereby declared to be the policy of this state that the formation of public policy is public business and may not be conducted in secret.

Every meeting of a public body shall be open to the public in order that citizens may exercise their democratic privilege of attending and speaking at meetings of public bodies, except as otherwise provided by the Constitution of Nebraska, federal statutes, and the Open Meetings Act.

**84-1409. Terms, defined.** For purposes of the Open Meetings Act, unless the context otherwise requires:

- (1)(a) Public body means (i) governing bodies of all political subdivisions of the State of Nebraska, (ii) governing bodies of all agencies, created by the Constitution of Nebraska, statute, or otherwise pursuant to law, of the executive department of the State of Nebraska, (iii) all independent boards, commissions, bureaus, committees, councils, subunits, or any other bodies created by the Constitution of Nebraska, statute, or otherwise pursuant to law, (iv) all study or advisory committees of the executive department of the State of Nebraska whether having continuing existence or appointed as special committees with limited existence, (v) advisory committees of the bodies referred to in subdivisions (i), (ii), and (iii) of this subdivision, and (vi) instrumentalities exercising essentially public functions; and
- (b) Public body does not include (i) subcommittees of such bodies unless a quorum of the public body attends a subcommittee meeting or unless such subcommittees are holding hearings, making policy, or taking formal action on behalf of their parent body, except that all meetings of any subcommittee established under section 81-15,175 are subject to the Open Meetings Act, (ii) entities conducting judicial proceedings unless a court or other judicial body is exercising rulemaking authority, deliberating, or deciding upon the issuance of administrative orders, and (iii) the Judicial Resources Commission or subcommittees or subgroups of the commission;
- (2) Meeting means all regular, special, or called meetings, formal or informal, of any public body for the purposes of briefing, discussion of public business, formation of tentative policy, or the taking of any action of the public body; and
- (3) Virtual conferencing means conducting or participating in a meeting electronically or telephonically with interaction among the participants subject to subsection (2) of section 84-1412.

**84-1410. Closed session; when; purpose; reasons listed; procedure; right to challenge; prohibited acts; chance meetings, conventions, or workshops.**

(1) Any public body may hold a closed session by the affirmative vote of a majority of its voting members if a closed session is clearly necessary for the protection of the public interest or for the prevention of needless injury to the reputation of an individual and if such individual has not requested a public meeting. The subject matter and the reason necessitating the closed session shall be identified in the motion to close. Closed sessions may be held for, but shall not be limited to, such reasons as:

- (a) Strategy sessions with respect to collective bargaining, real estate purchases, pending litigation, or litigation which is imminent as evidenced by communication of a claim or threat of litigation to or by the public body;
- (b) Discussion regarding deployment of security personnel or devices;
- (c) Investigative proceedings regarding allegations of criminal misconduct;
- (d) Evaluation of the job performance of a person when necessary to prevent needless injury to the reputation of a person and if such person has not requested a public meeting;
- (e) For the Community Trust created under section 81-1801.02, discussion regarding the amounts to be paid to individuals who have suffered from a tragedy of violence or natural disaster; or
- (f) For public hospitals, governing board peer review activities, professional review activities, review and discussion of medical staff investigations or disciplinary actions, and any strategy session concerning transactional negotiations with any referral source that is required by federal law to be conducted at arms length.

Nothing in this section shall permit a closed meeting for discussion of the appointment or election of a new member to any public body.

(2) The vote to hold a closed session shall be taken in open session. The entire motion, the vote of each member on the question of holding a closed session, and the time when the closed session commenced and concluded shall be recorded in the minutes. If the motion to close passes, then the presiding officer immediately prior to the closed session shall restate on the record the limitation of the subject matter of the closed session. The public body holding such a closed session shall restrict its consideration of matters during the closed portions to only those purposes set forth in the motion to close as the reason for the closed session. The meeting shall be reconvened in open session before any formal action may be taken. For purposes of this section, formal action shall mean a collective decision or a collective commitment or promise to make a decision on any question, motion, proposal, resolution, order, or ordinance or formation of a position or policy but shall not include negotiating guidance given by members of the public body to legal counsel or other negotiators in closed sessions authorized under subdivision (1)(a) of this section.

(3) Any member of any public body shall have the right to challenge the continuation of a closed session if the member determines that the session has exceeded the reason stated in the original motion to hold a closed session or if the member contends that the closed session is neither clearly necessary for (a) the protection of the public interest or (b) the prevention of needless injury to the reputation of an individual. Such challenge shall be overruled only by a majority vote of the members of the public body. Such challenge and its disposition shall be recorded in the minutes.

(4) Nothing in this section shall be construed to require that any meeting be closed to the public. No person or public body shall fail to invite a portion of its members to a meeting, and no public body shall designate itself a subcommittee of the whole body for the purpose of circumventing the Open Meetings Act. No closed session, informal meeting, chance meeting, social gathering, email, fax, or other electronic communication shall be used for the purpose of circumventing the requirements of the act.

(5) The act does not apply to chance meetings or to attendance at or travel to conventions or workshops of members of a public body at which there is no meeting of the body then intentionally convened, if there is no vote or other action taken regarding any matter over which the public body has supervision, control, jurisdiction, or advisory power.

**84-1411. Meetings of public body; notice; method; contents; when available; right to modify; duties concerning notice; virtual conferencing authorized; requirements; emergency meeting without notice; appearance before public body.**

(1)(a) Except as provided in subsection (9) of this section, each public body shall give reasonable advance publicized notice of the time and place of each meeting as provided in this subsection. Such notice shall be transmitted to all members of the public body and to the public.

(b)(i) Except as provided in subdivision (1)(b)(ii) of this section, in the case of a public body described in subdivision (1)(a)(i) of section 84-1409 or such body's advisory committees, such notice shall be given by:

- (A)(I) Publication in a newspaper of general circulation within the public body's jurisdiction that is finalized for printing prior to the time and date of the meeting, (II) posting on such newspaper's website, if available, and
- (III) posting on a statewide website, if available, established and maintained as a repository for such notices by a majority of Nebraska newspapers. Such notice shall be placed in the newspaper and on the websites by the newspaper; or
- (B)(I) Posting to the newspaper's website, if available, and (II) posting to a statewide website, if available, established and maintained as a repository for such notices by a majority of Nebraska newspapers if no edition of a newspaper of general circulation within the public body's jurisdiction is to be finalized for printing prior to the time and date of the meeting. Such notice shall be placed in the newspaper and on the websites by the newspaper.

(ii) In the case of the governing body of a city of the second class or village, any advisory committee of such governing body, or the governing body of a rural or suburban fire protection district, such notice shall be given by:

- (A)(I) Publication in a newspaper of general circulation within the public body's jurisdiction that is finalized for printing prior to the time and date of the meeting, (II) posting on such newspaper's website, if available, and (III) posting on a statewide website, if available, established and maintained as a repository for such notices by a majority of Nebraska newspapers. Such notice shall be placed in the newspaper and on the websites by the newspaper;
- (B)(I) Posting to the newspaper's website, if available, and (II) posting on a statewide website, if available, established and maintained as a repository for such notices by a majority of Nebraska newspapers if no edition of a newspaper of general circulation within the public body's jurisdiction is to be

finalized for printing prior to the time and date of the meeting. Such notice shall be placed in the newspaper and on the websites by the newspaper; or (C) Posting written notice in three conspicuous public places in such city, village, or district. Such notice shall be posted by the public body in the same three places for each meeting.

(iii) In the case of a public body not described in subdivision (1)(b)(i) or (ii) of this section, such notice shall be given by a method designated by the public body.

(iv) In case of refusal, neglect, or inability of the newspaper to publish the notice, the public body shall (A) post such notice on its website, if available, (B) request the newspaper submit a post on a statewide website, if available, established and maintained as a repository for such notices by a majority of Nebraska newspapers, and (C) post such notice in a conspicuous public place in such public body's jurisdiction. The public body shall keep a written record of such posting pursuant to subdivision (1)(b)(iv)(A) and (C) of this section and a written record of the request to the newspaper pursuant to subdivision (1)(b)(iv)(B) of this section. The record of such posting shall be evidence that such posting was done as required and shall be sufficient to fulfill the requirement of publication.

(c) In addition to a method of notice required by subdivision (1)(b)(i) or (ii) of this section, such notice may also be provided by any other appropriate method designated by such public body or such advisory committee.

(d) Each public body shall record the methods and dates of such notice in its minutes.

(e) Such notice shall contain an agenda of subjects known at the time of the publicized notice or a statement that the agenda, which shall be kept continually current, shall be readily available for public inspection at the principal office of the public body during normal business hours. Agenda items shall be sufficiently descriptive to give the public reasonable notice of the matters to be considered at the meeting. Except for items of an emergency nature, the agenda shall not be altered later than (i) twenty-four hours before the scheduled commencement of the meeting or (ii) forty-eight hours before the scheduled commencement of a meeting of a city council or village board scheduled outside the corporate limits of the municipality. The public body shall have the right to modify the agenda to include items of an emergency nature only at such public meeting.

(2)(a) The following entities may hold a meeting by means of virtual conferencing if the requirements of subdivision (2)(b) of this section are met:

- (i) A state agency, state board, state commission, state council, or state committee, or an advisory committee of any such state entity;
- (ii) An organization, including the governing body, created under the Interlocal Cooperation Act, the Joint Public Agency Act, or the Municipal Cooperative Financing Act;
- (iii) The governing body of a public power district having a chartered territory of more than one county in this state;
- (iv) The governing body of a public power and irrigation district having a chartered territory of more than one county in this state;
- (v) An educational service unit;
- (vi) The Educational Service Unit Coordinating Council;
- (vii) An organization, including the governing body, of a risk management pool or its advisory committees organized in accordance with the Intergovernmental Risk Management Act;
- (viii) A community college board of governors;
- (ix) The Nebraska Brand Committee;
- (x) A local public health department;
- (xi) A metropolitan utilities district;
- (xii) A regional metropolitan transit authority; and
- (xiii) A natural resources district.

(b) The requirements for holding a meeting by means of virtual conferencing are as follows:

(i) Reasonable advance publicized notice is given as provided in subsection (1) of this section, including providing access to a dial-in number or link to the virtual conference;

(ii) In addition to the public's right to participate by virtual conferencing, reasonable arrangements are made to accommodate the public's right to attend at a physical site and participate as provided in section 84-1412, including reasonable seating, in at least one designated site in a building open to the public and identified in the notice, with: At least one member of the entity holding such meeting, or his or her designee, present at each site; a recording of the hearing by audio or visual recording devices; and a reasonable opportunity for input, such as public comment or questions, is provided to at least the same extent as would be provided if virtual conferencing was not used;

(iii) At least one copy of all documents being considered at the meeting is available at any physical site open to the public where individuals may attend the virtual conference. The public body shall also provide links to an electronic copy of the agenda, all documents being considered at the meeting, and the current version of the Open Meetings Act; and

(iv) Except as otherwise provided in this subdivision or subsection (4) of section 79-2204, no more than one-half of the meetings of the state entities, advisory committees, boards, councils, organizations, or governing bodies are held by virtual conferencing in a calendar year. In the case of (a) an organization created under the Interlocal Cooperation Act that sells electricity or natural gas, (b) an organization created under the Municipal Cooperative Financing Act, (C) a governing body of a risk management pool and any advisory committee of such governing body, or (D) any advisory committee of any state entity created in response to the Opioid Prevention and Treatment Act, such organization, governing body, or committee may hold more than one-half of its meetings by virtual conferencing if such organization holds at least one meeting each calendar year that is not by virtual conferencing.

(3) Virtual conferencing, emails, faxes, or other electronic communication shall not be used to circumvent any of the public government purposes established in the Open Meetings Act.

(4) The secretary or other designee of each public body shall maintain a list of the news media requesting notification of meetings and shall make reasonable efforts to provide advance notification to them of the time and place of each meeting and the subjects to be discussed at that meeting.

(5) When it is necessary to hold an emergency meeting without reasonable advance public notice, the nature of the emergency shall be stated in the minutes and any formal action taken in such meeting shall pertain only to the emergency. Such emergency meetings may be held by virtual conferencing. The provisions of subsection (4) of this section shall be complied with in conducting emergency meetings. Complete minutes of such emergency meetings specifying the nature of the emergency and any formal action taken at the meeting shall be made available to the public by no later than the end of the next regular business day.

(6) A public body may allow a member of the public or any other witness to appear before the public body by means of virtual conferencing.

(7)(a) Notwithstanding subsections (2) and (5) of this section, if an emergency is declared by the Governor pursuant to the Emergency Management Act as defined in section 81-829.39, a public body the territorial jurisdiction of which is included in the emergency declaration, in whole or in part, may hold a meeting by virtual conferencing during such emergency if the public body gives reasonable advance publicized notice as described in subsection (1) of this section. The notice shall include information regarding access for the public and news media. In addition to any formal action taken pertaining to the emergency, the public body may hold such meeting for the purpose of briefing, discussion of public business, formation of tentative policy, or the taking of any action by the public body.

(b) The public body shall provide access by providing a dial-in number or a link to the virtual conference. The public body shall also provide links to an electronic copy of the agenda, all documents being considered at the meeting, and the current version of the Open Meetings Act. Reasonable arrangements shall be made to accommodate the public's right to hear and speak at the meeting and record the meeting. Subsection (4) of this section shall be complied with in conducting such meetings.

(c) The nature of the emergency shall be stated in the minutes. Complete minutes of such meeting specifying the nature of the emergency and any formal action taken at the meeting shall be made available for inspection as provided in subsection (5) of section 84-1413.

(8) In addition to any other statutory authorization for virtual conferencing, any public body not listed in subdivision (2)(a) of this section may hold a meeting by virtual conferencing if:

- (a) The purpose of the virtual meeting is to discuss items that are scheduled to be discussed or acted upon at a subsequent non-virtual open meeting of the public body;
- (b) No action is taken by the public body at the virtual meeting; and
- (c) The public body complies with subdivisions (2)(b)(i) and (ii) of this section.

**84-1412. Meetings of public body; rights of public; public body; powers and duties.**

(1) Subject to the Open Meetings Act, the public has the right to attend and the right to speak at meetings of public bodies, and all or any part of a meeting of a public body, except for closed sessions called pursuant to section 84-1410, may be videotaped, televised, photographed, broadcast, or recorded by any person in attendance by means of a tape recorder, a camera, video equipment, or any other means of pictorial or sonic reproduction or in writing. Except for closed sessions called pursuant to section 84-1410, a public body shall allow members of the public an opportunity to speak at each meeting.

(2) It shall not be a violation of subsection (1) of this section for any public body to make and enforce reasonable rules and regulations regarding the conduct of persons attending, speaking at, videotaping, televising, photographing, broadcasting, or recording its meetings, including meetings held by virtual conferencing.

(3) No public body shall require members of the public to identify themselves as a condition for admission to the meeting nor shall such body require that the name of any member of the public be placed on the agenda prior to such meeting in order to speak about items on the agenda. The body shall require any member of the public desiring to address the body to identify himself or herself, including an address and the name of any organization represented by such person unless the address requirement is waived to protect the security of the individual.

(4) No public body shall, for the purpose of circumventing the Open Meetings Act, hold a meeting in a place known by the body to be too small to accommodate the anticipated audience.

(5) No public body shall be deemed in violation of this section if it holds its meeting in its traditional meeting place which is located in this state.

(6) No public body shall be deemed in violation of this section if it holds a meeting outside of this state if, but only if:

- (a) A member entity of the public body is located outside of this state and the meeting is in that member's jurisdiction;
- (b) All out-of-state locations identified in the notice are located within public buildings used by members of the entity or at a place which will accommodate the anticipated audience;
- (c) Reasonable arrangements are made to accommodate the public's right to attend, hear, and speak at the meeting, including making virtual conferencing available at an in-state location to members, the public, or the press, if requested twenty-four hours in advance;
- (d) No more than twenty-five percent of the public body's meetings in a calendar year are held out-of-state;
- (e) Out-of-state meetings are not used to circumvent any of the public government purposes established in the Open Meetings Act; and
- (f) The public body publishes notice of the out-of-state meeting at least twenty-one days before the date of the meeting in a legal newspaper of statewide circulation.

(7) Each public body shall, upon request, make a reasonable effort to accommodate the public's right to hear the discussion and testimony presented at a meeting.

(8) Public bodies shall make available at the meeting or the in-state location for virtual conferencing as required by subdivision (6)(c) of this section, for examination and copying by members of the public, at least one copy of all reproducible written material to be discussed at an open meeting, either in paper or electronic form. Public bodies shall make available at least one current copy of the Open Meetings Act posted in the meeting room at a location accessible to members of the public. At the beginning of the meeting, the public shall be informed about the location of the posted information.

**84-1413. Meetings; minutes; roll call vote; secret ballot; when; agenda and minutes; required on website; when.**

(1) Each public body shall keep minutes of all meetings showing the time, place, members present and absent, and the substance of all matters discussed.

(2) Any action taken on any question or motion duly moved and seconded shall be by roll call vote of the public body in open session, and the record shall state how each member voted or if the member was absent or not voting. The requirements of a roll call or viva voce vote shall be satisfied by a public body which utilizes an electronic voting device which allows the yeas and nays of each member of such public body to be readily seen by the public.

(3) The vote to elect leadership within a public body may be taken by secret ballot, but the total number of votes for each candidate shall be recorded in the minutes.

(4) The minutes of all meetings and evidence and documentation received or disclosed in open session shall be public records and open to public inspection during normal business hours.

(5) Minutes shall be written or kept as an electronic record and shall be available for inspection within ten working days or prior to the next convened meeting, whichever occurs earlier, except that cities of the second class and villages may have an additional ten working days if the employee responsible for writing or keeping the minutes is absent due to a serious illness or emergency.

(6) Beginning July 31, 2022, the governing body of a natural resources district, the city council of a city of the metropolitan class, the city council of a city of the primary class, the city council of a city of the first class, the county board of a county with a population greater than twenty-five thousand inhabitants, and the school board of a school district shall make available on such entity's public website the agenda and minutes of any meeting of the governing body. The agenda shall be placed on the website at least twenty-four hours before the meeting of the governing body. Minutes shall be placed on the website at such time as the minutes are available for inspection as provided in subsection (5) of this section. This information shall be available on the public website for at least six months.

**84-1414. Unlawful action by public body; declared void or voidable by district court; when; duty to enforce open meeting laws; citizen's suit; procedure; violations; penalties.**

(1) Any motion, resolution, rule, regulation, ordinance, or formal action of a public body made or taken in violation of the Open Meetings Act shall be declared void by the district court if the suit is commenced within one hundred twenty days of the meeting of the public body at which the alleged violation occurred. Any motion, resolution, rule, regulation, ordinance, or formal action of a public body made or taken in substantial violation of the Open Meetings Act shall be voidable by the district court if the suit is commenced more than one hundred twenty days after but within one year of the meeting of the public body in which the alleged violation occurred. A suit to void any final action shall be commenced within one year of the action.

(2) The Attorney General and the county attorney of the county in which the public body ordinarily meets shall enforce the Open Meetings Act.

(3) Any citizen of this state may commence a suit in the district court of the county in which the public body ordinarily meets or in which the plaintiff resides for the purpose of requiring compliance with or preventing violations of the Open Meetings Act, for the purpose of declaring an action of a public body void, or for the purpose of determining the applicability of the act to discussions or decisions of the public body. It shall not be a defense that the citizen attended the meeting and failed to object at such time. The court may order payment of reasonable attorney's fees and court costs to a successful plaintiff in a suit brought under this section.

(4) Any member of a public body who knowingly violates or conspires to violate or who attends or remains at a meeting knowing that the public body is in violation of any provision of the Open Meetings Act shall be guilty of a Class IV misdemeanor for a first offense and a Class III misdemeanor for a second or subsequent offense.

Revised 06/2025

## FAFSA REPORT 2026

Of the 33 seniors this year, 27 filled out the FAFSA. 6 filled out the waiver to not fill out the fafsa.

## GRHS School Board Report May 11 2026

### GRHS Enrollment

9th Grade	10th Grade	11th Grade	12th	Total
24	32	27	33	<b>116</b>

### Thank You's

- Thank you to Mrs. Simmons for all you do for the Academic Awards and the Graduation.
- Thank you to Daneen and Jokoby for getting all of the awards and certificates ready for the Awards ceremonies.
- Thank you to the board members for the lovely fruit and veggie trays for the teachers.
- Thank you to all the teachers at the high school for what you do. We appreciate and know that you are a big part of why our school is performing so well.
- Thank you to Mrs. Morris for helping us out the last few weeks.
- Thank you to Mr. Belgium and Mrs. Hardin for all of the hard work they put into making the Spring Play a big success.
- Thank you to Daneen for all of her help and time at GRHS.
- Thank you to Mrs. Kruger for all of her years and the impact she has made on our community.

### News

- Our student chose a new President, Julian Rodriguez, and Vice President, Mikaylee Campbell
  - They ran a great campaign that had funny signs and served the lunch
- The Fine Arts and Sports awards went smoothly and coaches were reasonably concise.
- Mr. Morris' class made smores over a lab flame as a reward after finishing a unit.
- Mr. Bila's class played special interest speed dating.
- Mrs. Kruger's class grew their own salad for their salad unit.

### Important Dates

- May 11 GRHS Spring Concert 7pm
- May 19 Malcom X Day
- May 21 Last Day of School for Students
- May 22 Teacher last day
- June 1 First Day of Summer School



# GORDON-RUSHVILLE

## Public Schools

810 North Oak

PO Box 530

Gordon, Nebraska 69343

Phone: (308) 282-1322

Fax: (308) 282 2207

### School Board Report

May 11th, 2026

#### GES Enrollment

PreK	K	1st	2nd	3rd	4th	5th	Total
18	25	22	22	20	21	23	151

#### Thank You's

- All of our teachers in the district for their dedication every single day for our students
- Gordon Tree Board for the tree planting ceremony in honor of Arbor Day with our 4th graders
- PTO, Courtesy Committee, Student Council & Board of Education for the breakfast, treats and gifts this week for Teacher Appreciation Week!!
- Our kitchen staff for the endless sack lunches they are making this month for field trips and track meet days and Chad for organizing our crazy bus schedules
- Nurse Ashlei for her constant care for our students and staff in the district
- Ms. Jackie, our administrative assistant, for her endless dedication in keeping our school running smoothly each day
- Leigh Rosane, Donna Johnson, and Lillian Witt will all be retiring at the end of this school year. Leigh Rosane has been a para for 34 years and Donna Johnson has been teaching in our district for 25 years (36 total). For many years, this Kindergarten duo has worked side by side at GES, creating a classroom of laughter and learning. They are truly a fun pair who are always ready for a dress up day or a good story. If you stop into their classroom, they can remember nearly every student they've taught and usually the funny, sweet, or silly things those students said and did in Kindergarten. If their memory needs a little help, they simply pull out an old notebook filled with years of students' names and stories. Ms. Lill has been here for 6 years and has worked with every age group as a para. Her easy going personality and love for the staff and students will be missed next year. All three individuals deserve a retirement full of relaxation, family time and a few rounds of golf. We will miss them very much!

#### News

- Students recently completed their spring NSCAS & MAP testing (see attached scores). We continue to show growth and we are very proud of our students and staff for their dedication to our success!

- GES recently applied for the Esther Pilster Award, which is through the DKG Educational Foundation. We were awarded the grant and were able to purchase cordless microphones to use during our concerts and schoolwide events in the gym.
- We held our Kindergarten Parent meeting and Kindergarten Round-Up to prepare for next year. We have 22 students signed up for Kindergarten next fall and our preschool is full with a waiting list.
- We have filled our GES teaching positions for next year and will begin looking at class lists, posting final grades and celebrating with our students before they leave for the summer.
- We recognized our 5th graders 1,000th Day of School on May 4th. They received many ‘perks’ throughout the day while being challenged with a group service project for the rest of the school.
- Students, Parents and Staff participated in PPHD’s Walk, Bike & Roll to School Challenge. Gatorades were donated from Gordon Memorial Hospital. Our bike rack and sidewalks were both filled!
- We have set the dates for summer school and the summer ASP STEAM Camp. They will coincide with the summer food program.

### **Professional Development Days**

- May 11th-WORDS Admin Coaching
- May 22nd-Math Curriculum & Data

### **Important Dates**

- May 11th-HAL Program Rocket Launch
- May 12th-K & 1st grade to Ag Safety Day @ Gordon City Auditorium
- May 13th-PreK Fun in the Park
- May 15th-5th Grade Transition Day to GRMS
- May 18th- K-2nd Field Day in Rushville
- May 18th-PreK Graduation @ GES, 6pm
- May 19th-3rd-5th grade track meet @ GRHS
- May 20th-5th grade Evan’s Plunge trip
- May 21st-Last day for students-Noon Dismissal, 5th grade awards ceremony
- May 22nd-Teacher inservice/work day

## Gordon Elementary MAP/NSCAS Scores (Fall to Spring)

### GES 2026 SPRING MAP Test Scores

GES MAP (National Test) Percentiles	ELA 77th percentile	Math 82nd percentile	Language Usage 78th percentile	Every grade scored in the High Average to High range (two highest categories) on each MAP test.
Kindergarten	98th %	95th %		
1st Grade	76th %	74th %		
2nd Grade	78th %	81st %	86th %	
3rd Grade	76th %	87th %	80th %	
4th Grade	71st %	75th %	76th %	
5th Grade	64th %	78th %	77th %	
GES NSCAS (State Test)	ELA % of Students Proficient	Math % of Students Proficient	Science % of Students Proficient	Every grade scored above the state average on each NSCAS test.
3rd Grade	70%	75%		
4th Grade	76%	76%		
5th Grade	77%	82%	95th %	

### GES 2025 FALL MAP Test Scores

GES MAP (Compared to National Average)	English Language Arts K-5th is at 77th percentile		Math K-5th is at 70th percentile	
Kindergarten	150 (138)	88th %	153 (141)	79th %
1st Grade	168 (155)	82nd %	169 (159)	72nd %
2nd Grade	182 (170)	79th %	179 (173)	64th %
3rd Grade	191 (185)	72nd %	193 (184)	67th %
4th Grade	204 (196)	65th %	202 (197)	57th %
5th Grade	207 (204)	62nd %	212 (206)	71st %

Gordon-Rushville Middle School Board Report  
May 8th, 2026

**Thank You's:**

- Thank you to Mrs. Tausan for all the work she does between the buildings. It was National School Nurse Appreciation Day last week.
- It was teacher appreciation week. Thank you to all of the things our teachers do every day and the sacrifices they make to ensure our kids are thriving and successful.
- Thank you to Mrs. Coomes, Ms. Goosey, and Mr. Burbach for all their hard work over the years. Congratulations to Mr. Burbach on his retirement. We wish the best of luck to Mrs. Coomes and Ms. Goosey in the future endeavors.

**Important Dates**

- 5.11.26: CO2 Car races
- 5.16.26: State Track @ Gothenburg @ TBD
- 5.18.26: Outsiders Movie
- 5.19.26: Wind Cave Field Trip (Currently around 76 who qualified)
- 5.21.26: 4th Quarter Honors Assembly @ GRMS Gym @ 10:30. Students will be dismissed for summer vacation after the assembly.

**News**

- Student and Staff Members of the Month
- Great job to all of the students who broke track records this year! It was a phenomenal season.
- We finished with state testing. We saw a lot of growth, and we are very excited with how our students did. Thank you for all the work Mrs. Coomes and our staff put in to make sure our students were well prepared and successful.

**Inservice/Meetings**

- Legislative Trainings in June
- Working on our 5 Year School Improvement Plan based on Accreditation Feedback. Will be presenting to teachers at the end of the month for feedback and adjustments.
- Reminders for testing procedures with teachers. Currently MAP testing and will start NSCAS soon.



**GORDON-RUSHVILLE Public Schools  
Rushville Elementary School**

401 Sprague St., PO Box 590

Rushville, Nebraska 69360

Phone: (308) 327-2448

Fax: (308) 327-2504

Principal: Keith Mills

Email: keith.mills@grmustangs.org

**CURRENT ENROLLMENT AS OF 5-11-26**

All Day								
ECE	Kindie	Grade 1	Grade 2	Grade 3	Grade 4	Grade 5	Total	
19	14	15	21	17	12	14	<b>112</b>	

**Announcements:**

- **We celebrated “Teacher Appreciation Week”, throughout this week. We are so blessed to have such a dedicated and committed staff at RES, who are so loving and caring to all their students, and work extremely hard to help children learn and succeed.**
  - **Monday – Mr. and Mrs. Mills provided a snack cart full of healthy and fun snacks for the teachers when they needed that extra boost of energy or just needed a snack.**
  - **Tuesday – The Parent Group provided cinnamon rolls to start their day, and the Board of Education provided a fruit and vegetable tray to enjoy throughout the day. A special thanks to both organizations for making our staff feel special.**
  - **Wednesday – The Courtesy Committee bought staff their lunch to enjoy and let them know we Love them.**
  - **Thursday – Mr. Mills baked his famous pies for teachers to enjoy after their lunch in his office. When they came in, a special gift box was waiting for them, as a thank you from Mr. Mills.**
  - **Friday – All the students in each class, signed a pot for their teacher, which will include a flower to give to their teacher. Mr. Mills led all students over the PA system in reading a poem to their teacher.**

**A special shout-out to the Parent Group for sending a “special something to do list” for students to do for their teacher each day this week and the delicious cinnamon rolls! Thank you to the Board for your kind**



**GORDON-RUSHVILLE Public Schools  
Rushville Elementary School**

**401 Sprague St., PO Box 590**

**Rushville, Nebraska 69360**

**Phone: (308) 327-2448**

**Fax: (308) 327-2504**

**Principal: Keith Mills**

**Email: keith.mills@grmustangs.org**

contribution to celebrating this special week with the trays. Thank you to the Courtesy Committee for their contribution to buy lunch. Thank you to Zoe Landreth, Mrs. Schott and Mrs. Hardin, for having students color different sections in creating a beautiful poster at the front entrance and also helping students design their pots. "A Strong Team Creates a Special Dream!"

- Thank you to RES Staff for a very special Administrator Day on May 1<sup>st</sup>. I so appreciated the cards and books made by children and my very special surprise of goodies and gifts on my table from staff, when I opened my door Friday morning. It was also a special day with all the Birthday wishes and classes singing Happy Birthday to me, as the following day was my Birthday. As I told some of my staff...back-to-back days, you go from feeling so much love and appreciation for Administrator's Day, to depression the next day because I'm a year older! LOL!
- May 6<sup>th</sup> we celebrated Happy Nurse's Day with our favorite nurse, Mrs. Tausan! We love you and all that you do for our students at RES.
- Congratulations to the following students for receiving the "Mustang Student of the Week" for the following weeks: April 7<sup>th</sup> – April 10<sup>th</sup>: PreK – Brityn Heiting; Kinder – Otto Grossman; 1<sup>st</sup> – Ronald Talbot; 2<sup>nd</sup> – Ryder American Horse; 3<sup>rd</sup> – Brexley Younkin; 4<sup>th</sup> – Finn Rosane; 5<sup>th</sup> – Serenity Johnson; ASP – Anthony Redfish: April 13<sup>th</sup> – April 17<sup>th</sup>: PreK – Vera Pascale; Kinder – Wesson Hotz; 1<sup>st</sup> – Light Yates; 2<sup>nd</sup> – Maxton Tracy; 3<sup>rd</sup> – Micah Bracken; 4<sup>th</sup> – Wade Vocu; 5<sup>th</sup> – Natalya Romero; ASP – Kamraya Cuevas: April 20<sup>th</sup> – April 24<sup>th</sup>: PreK – Kitara Yates; Kinder – Gage Puncture; 1<sup>st</sup> – Hazel Sasse; 2<sup>nd</sup> – Kole Allison; 3<sup>rd</sup> – Brynn Janssen; 4<sup>th</sup> – Tate Forster; 5<sup>th</sup> – Jack Taylor; ASP – Grace Tausan: May 4<sup>th</sup> – May 8<sup>th</sup>: PreK – Chance Talbot Jr.; Kinder – Katana Yates; 1<sup>st</sup> – William Jenks; 2<sup>nd</sup> – Canyn Heiting; 3<sup>rd</sup> – Kayla Fiscus; 4<sup>th</sup> – Kamraya Cuevas; 5<sup>th</sup> – Arya Bracken; ASP – Katana Yates
- RES attendance winner for April:
  - Fifth grade with 97.56% Attendance. Congratulations 5<sup>th</sup> Graders!
- Kindergarten-Second graders held their Spring Concert, on the evening of April 9<sup>th</sup>, at 6:00pm in the MS Gym. They did such a good job of singing and there were several reading parts, which they used their strong performance voices so everyone could hear them. Great job, Mrs. Stephens!



**GORDON-RUSHVILLE Public Schools  
Rushville Elementary School**

**401 Sprague St., PO Box 590**

**Rushville, Nebraska 69360**

**Phone: (308) 327-2448**

**Fax: (308) 327-2504**

**Principal: Keith Mills**

**Email: keith.mills@grmustangs.org**

- **Thank you, Ann August and Skyler Smyres, for leading our Summer School at RES. Our students are lucky to have you!**

**RES Classroom News**

- **Prek** - The Preschool welcomed Bev Wellnitz to read a story and complete an activity. She read the story, "There Was An Old Lady Who Swallowed a Frog." The children retold the story and then enjoyed dirt cups complete with gummy worms.
- **Kindergarten** – Kindergarten students are learning all about research writing. We discussed what research is and how to conduct research. As a class, we made a list of animals and picked one to research. The chosen animal was a snake. We watched a slide show about snakes and filled out an animal research graphic organizer. The students chose three snake facts from the graphic organizer and wrote a draft independently. We have all enjoyed learning new facts about snakes and were shocked to find out how many different types and the sizes of snakes there are.
- **First Grade** - The first graders were busy bodies throughout the month of April! Some special takeaways include our butterfly unit that we're doing with our local extension office! Ms. Tessa Reece visits the first-grade classroom every Monday and provides a fun filled, interactive activity pertaining to the butterfly lifecycle, their body parts, how they function, including the importance of each part. She even brought in caterpillars for the students to observe the life cycle in action! They've enjoyed seeing them transform into their chrysalises and emerge as butterflies! We ended the month celebrating our Earth with a trash pick-up, discussion on recycling and reusing, while brainstorming ideas on how to make our world a better place! This classroom is full of extraordinary leaders wanting to make a difference in some way!
- **Second Grade** – Second grade was challenged to read 100 level-appropriate chapter books starting April 20<sup>th</sup>. Today they crushed it!!!
- **Third Grade** - The third-grade students recently worked on elapsed time and measuring liquid volume and mass during math. They showed strong effort and growth on their spring assessments, taking their time and applying their skills carefully.



**GORDON-RUSHVILLE Public Schools  
Rushville Elementary School**

**401 Sprague St., PO Box 590**

**Rushville, Nebraska 69360**

**Phone: (308) 327-2448**

**Fax: (308) 327-2504**

**Principal: Keith Mills**

**Email: keith.mills@grmustangs.org**

To celebrate the end of testing and their hard work, the class enjoyed a pizza party and piñata activity. Overall, students demonstrated progress, perseverance, and increased confidence in their learning.

- **Fourth Grade** - Fourth grade just finished up their science unit on seeing sound. The anchor phenomenon led them to come up with their own way of seeing sound. We were able to use Mr. Mill's big speaker to test out projects. We also went on our field trip to Chadron for animals inside and out. The students learned about the different body systems and how they work. We were also able to pet some animals.
- **Fifth Grade** - The 5th graders have been working hard on all things Geometry. They have been categorizing, measuring, and manipulating both 2-dimensional and 3-dimensional shapes. 5th grade has been studying animal behaviors and lifecycles in both reading and science. They successfully hatched 28 baby chicks in the classroom.

### **Testing Highlights**

**We are so proud of our students and teachers for all their hard work throughout the year. We saw lots of growth across all grade-levels from Kindergarten to 5<sup>th</sup> grade in multiple curricula assessments when you look at all the data and not just one year-end test. Between MAP testing in Reading, Writing and Math, and MClass testing in Reading and Math we celebrate our students, yet knowing we still have work to do. On MAP Spring Assessments, First through Fifth grades all finished above the National Average in Average RIT Score, and in some grades, significantly above National Average.**

#### **Kindergarten:**

- **MClass Reading – 81.93% Met Benchmark**
- **MClass Math – 100% Met Benchmark**



**GORDON-RUSHVILLE Public Schools  
Rushville Elementary School**

**401 Sprague St., PO Box 590**

**Rushville, Nebraska 69360**

**Phone: (308) 327-2448**

**Fax: (308) 327-2504**

**Principal: Keith Mills**

**Email: keith.mills@grmustangs.org**

**1<sup>st</sup> Grade:**

- **MAP Math – 100% Met or Exceeded Benchmark – Class Median % - 88<sup>th</sup>**
- **MClass Math – 100% Met Benchmark**
- **MClass Reading – 100% Met Benchmark**

**2<sup>nd</sup> Grade:**

- **MAP Math – 81% Met or Exceeded Benchmark – Class Median % - 80<sup>th</sup>**
- **MAP Reading – 69% Met or Exceeded Benchmark – Class Median % - 74<sup>th</sup>**
- **MClass Reading – 81% Met Benchmark**
- **MClass Math – 90% Met Benchmark**

**3<sup>rd</sup> Grade:**

- **MAP Math – 88% Met or Exceeded Benchmark – Class Median % - 78<sup>th</sup>**
- **MAP Reading – 71% Met or Exceeded Benchmark – Class Median % - 75<sup>th</sup>**
- **MAP L/A – 70% Met or Exceeded Benchmark – Class Median % - 79<sup>th</sup>**
- **MClass Reading – 70% Met Benchmark**
- **MClass Math – 88% Met Benchmark**

**4<sup>th</sup> Grade:**

- **MAP Math – 91% Met or Exceeded Benchmark – Class Median % 73<sup>rd</sup>**
- **MAP Reading – 75% Met or Exceeded Benchmark – Class Median % 62<sup>nd</sup>**
- **MAP L/A – 83% Met or Exceeded Benchmark – Class Median % 73<sup>rd</sup>**
- **MClass Reading – 69% Met Benchmark**
- **MClass Math – 83% Met Benchmark**

**5<sup>th</sup> Grade:**

- **MAP Math – 43% Met or Exceeded Benchmark – Class Median % 50<sup>th</sup>**
- **MAP Reading – 42.86% Met or Exceeded Benchmark – Class Median % 47<sup>th</sup>**
- **MAP L/A – 42.86% Met or Exceeded Benchmark – Class Median % 54<sup>th</sup>**
- **MClass Reading – 60% Met or Exceeded Benchmark**
- **MClass Math – 71.43% Met or Exceeded Benchmark**



**GORDON-RUSHVILLE Public Schools  
Rushville Elementary School**

**401 Sprague St., PO Box 590**

**Rushville, Nebraska 69360**

**Phone: (308) 327-2448**

**Fax: (308) 327-2504**

**Principal: Keith Mills**

**Email: keith.mills@grmustangs.org**

**Upcoming Events:**

- **May 4<sup>th</sup> – May 8<sup>th</sup> – Celebration of “Teacher Appreciation Week”**
- **May 6<sup>th</sup> – Happy Nurse’s Day; RES MTSS Leadership Meeting**
- **May 7<sup>th</sup> – 4<sup>th</sup> Grade Field Trip to Animals Inside and Out**
- **May 12<sup>th</sup> – K-1 - Ag-Safety Field Trip @ Gordon**
- **May 13<sup>th</sup> – Pre-K Fun Day; MTSS EOY (PreK – 2<sup>nd</sup>)**
- **May 14<sup>th</sup> – Pre-K Graduation @ 6pm**
- **May 15<sup>th</sup> – 1<sup>st</sup> Grade Field Trip to Dawes County Museum**
- **May 18<sup>th</sup> – RES/GES Field Day (K-2) @ GRMS – 9:00**
- **May 19<sup>th</sup> – RES/GES Field Day (3-5) @ GRHS – 9:00**
- **May 20<sup>th</sup> – Moving Up Day for K-4<sup>th</sup> grades; MTSS EOY (3-5)**
- **May 21<sup>st</sup> – Last Day for students – Day at the Park – Noon Dismissal**
- **May 22<sup>nd</sup> – Last Day for Staff**
- **June 1<sup>st</sup> – June 19<sup>th</sup> – Summer School**

# Language Instruction Educational Program (LIEP) Gordon Rushville Public Schools Annual Review 2025-2026 Report to the Superintendent

The district EL Program Review Team compiled required aspects of the LIEP and reviewed the program for meeting state and federal requirements. They also compared student achievement of students in the program to that of non-LEP students. A summary of finding and recommendations for improvement of the EL program follows.

## FINDINGS

### Examination of LIEP Program Implementation

Aspect	Summary
Identification	Review of files: Compliance with Regulations
Notification	Review of files provided evidence that all parents were notified within the required timeline. – Compliance with Regulations
Program	Review how teachers use sheltered instruction for content area classes.
Staffing	Compliance with Regulations
Exit criteria	Compliance with Regulations
Assessment	Compliance with Regulations - ELPA 21
LIEP Review	Completed
Analysis of EL student data compared to non-EL	<p>AUGUST - JANUARY</p> <ul style="list-style-type: none"> <li>● 1 GES Pre-K student receiving pull-out services</li> <li>● 5 GES students receiving pull-out services.</li> <li>● 1 GES student receiving inclusion services</li> <li>● 1 RES student is being monitored</li> <li>● 3 Middle School students being monitored.</li> <li>● 2 High School students receiving 1 period language instruction and 1 period Study Skills with language support for core classes.</li> <li>● 1 High School student receiving 1 period Study Skills with language support for core classes.</li> </ul> <p>FEBRUARY - MAY (Many moved)</p> <ul style="list-style-type: none"> <li>● 1 GES Pre-K student receiving pull-out services</li> <li>● 1 GES students receiving pull-out services.</li> <li>● 1 RES student is being monitored</li> <li>● 2 Middle School students being monitored.</li> <li>● 1 High School student receiving 1 period Study Skills with language support for core classes.</li> <li>● 5/4/25 - Exited 3 of the remaining 5 students (1 is Pre-K so she doesn't officially qualify)</li> </ul>

	Parents attended conferences at school. ELPA 21 administered/monitored/ reported All students in the EL/LIEP program are passing all classes. Each Elementary Student has an Individual Language Plan which is a collaboration between Classroom, Resource and EL teachers
--	---

**Recommendations for 2026/2027**

- 1. Ensure that teachers are using sheltered instruction for content area classes.
- 2. Administer ELPA 21 Screener to any newcomers.
- 3. Administer ELPA 21 during the 2026/2027 school year.
- 4. Continue to advocate for students as they move through our district.
- 5. Continue using Program resources for appropriate Language Level and Age of student
- 6. Continue to implement Individual Language Plan
- 7. Continue to monitor students for 2 years after exiting EL

Submitted By: Maurita Runkel

District EL Language Instruction Educational Program Review Committee

Members:

- Maurita Runkel
- Nathan Livingston
- Dennis Dolezal
- Zach Deleski-Taylor
- Robin Johnson

Date: 5/4/26

## May 2026 Superintendent Report

- 1) There is a discussion item for review of policies: 3016 - Use of Tobacco Products, 3015 - Time Away from School Activities, 3014 - Use of School Property, 3013 - Emergency Closings, 3012 - School Meal Program and Meal Charges, 3010 - Insurance, 3009 - Audit, 3008 - Gifts, Grants, and Bequests, 3007 - Review of Bills
- 2) We held another community facility meeting/work session with JEO on April 27 at 5:30 PM at the high school. We also put out another public survey for patrons to complete. There is a discussion item regarding ongoing facility improvement planning. Survey responses are attached to the discussion item on Sparq. I will share the comments sections with the board at the meeting.
- 3) There is a discussion item to review the Strategic Plan for the district. A digital copy of the plan has been sent to all board members. The plan is for 2024 through 2029, so we will discuss progress we have made in the last year and plans for the future. We have already reviewed all components of the plan and this year, but we will provide any new information and continue to have this as a discussion item to allow for board questions and discussion on progress.
- 4) There is a discussion item regarding the district wellness policy. We will need to update the wellness policy at the June board meeting as we are required to assess our wellness policy and district wellness procedures triennially. The District Wellness Committee has met and building committees have met regarding the policy and potential changes. This is an opportunity for any questions regarding potential updates/changes.
- 5) There is a separate report this month informing the board about FAFSA completion rates at the high school this year. This is a state requirement now in the second year.
- 6) There is a discussion item regarding whether or not to remain with Cognia for 9-12 Accreditation or to use the Nebraska Rule 10 visit structure.
- 7) The Annual Safety Review was conducted in April. There is an action item to approve the safety review.
- 8) There is an action item to discuss/approve a contract with JEO for the next initial design phase for a potential bond project.
- 9) Graduation was held on May 9, 2026, at 10:30 AM in the high school gymnasium. Congratulations to all of the 2026 graduates!
- 10) The English Learner Superintendent Letter (Annual Review) is attached to my report for board review.

Sick Days: 4/22/26 (4 hours)

PTO/Vacation Days: 4/16/26 (2 hours)

05/08/2026 11:09 AM

Budget VS Actual EOM April 2026

User ID: 262

Account Number	Account Description	Revised Budget	During Month	To Date	% of Budget	Balance at EOM
01	DISTRICT 10					
1100	REGULAR INSTRUCTIONAL PROGRAMS					
01 1100 111 000 0 000	SALARIES OF TEACHERS	3,000,000.00	0.00	0.00	0.00	3,000,000.00
01 1100 111 001 0 000	SALARIES/TEACHER-PROF.STAFF	0.00	59,713.06	477,329.03	0.00	(477,329.03)
01 1100 111 013 0 000	SALARIES/TEACHER-PROF.STAFF	0.00	29,594.70	236,757.60	0.00	(236,757.60)
01 1100 111 014 0 000	SALARIES/TEACHER-PROF.STAFF	0.00	36,964.44	295,718.22	0.00	(295,718.22)
01 1100 111 015 0 000	SALARIES/TEACHER-PROF.STAFF	0.00	33,514.55	268,116.38	0.00	(268,116.38)
111	SALARIES/TEACHER-PROF.STAFF	3,000,000.00	159,786.75	1,277,921.23	42.60	1,722,078.77
01 1100 113 000 0 000	SALARY-SUBSTITUTES	100,000.00	0.00	0.00	0.00	100,000.00
01 1100 113 001 0 000	SALARIES/SUBSTITUTES	0.00	3,061.00	21,415.50	0.00	(21,415.50)
01 1100 113 013 0 000	SALARIES/SUBSTITUTES	0.00	945.00	13,683.56	0.00	(13,683.56)
01 1100 113 014 0 000	SALARIES/SUBSTITUTES	0.00	1,330.00	4,854.07	0.00	(4,854.07)
01 1100 113 015 0 000	SALARIES/SUBSTITUTES	0.00	2,292.50	17,368.45	0.00	(17,368.45)
113	SALARIES/SUBSTITUTES	100,000.00	7,628.50	57,321.58	57.32	42,678.42
01 1100 114 000 0 000	SALARIES/TECHNICAL STAFF	100,000.00	7,633.80	61,070.40	61.07	38,929.60
114	SALARIES/TECHNICAL STAFF	100,000.00	7,633.80	61,070.40	61.07	38,929.60
01 1100 130 000 0 000	OVERTIME/MISC SALARIES	0.00	0.00	20.20	0.00	(20.20)
130	OVERTIME SALARIES/NON- INSTRUCTIONAL	0.00	0.00	20.20	0.00	(20.20)
01 1100 150 000 0 000	EXTRA DUTY SALARIES	60,000.00	195.00	1,041.25	1.74	58,958.75
01 1100 150 001 0 000	EXTRA DUTY SALARIES/NON- INSTRUCTIONAL	0.00	0.00	9,715.00	0.00	(9,715.00)
01 1100 150 015 0 000	EXTRA DUTY SALARIES/NON- INSTRUCTIONAL	0.00	0.00	3,830.00	0.00	(3,830.00)
150	EXTRA DUTY SALARIES/NON- INSTRUCTIONAL	60,000.00	195.00	14,586.25	24.31	45,413.75
01 1100 151 001 0 000	EXTRA DUTY SALARIES/TEACHERS	0.00	10,115.15	87,281.28	0.00	(87,281.28)
01 1100 151 015 0 000	EXTRA DUTY SALARIES/TEACHERS	0.00	3,463.66	31,235.28	0.00	(31,235.28)
01 1100 151 000 1 000	ADDITIONAL COMP/TEACHERS	836,808.00	0.00	0.00	0.00	836,808.00
01 1100 151 001 1 000	ADDITIONAL COMP/TEACHERS	0.00	15,745.09	125,856.81	0.00	(125,856.81)
01 1100 151 013 1 000	ADDITIONAL COMP/TEACHERS	0.00	7,282.92	58,263.36	0.00	(58,263.36)
01 1100 151 014 1 000	ADDITIONAL COMP/TEACHERS	0.00	8,537.15	68,297.20	0.00	(68,297.20)
01 1100 151 015 1 000	ADDITIONAL COMP/TEACHERS	0.00	8,438.92	67,511.36	0.00	(67,511.36)
151	ADDITIONAL COMP/TEACHERS	836,808.00	53,582.89	438,445.29	52.39	398,362.71
01 1100 154 000 1 000	EXTRA DUTY SALARIES/TECHNICAL STAFF	18,496.00	1,541.33	12,330.64	66.67	6,165.36
154	EXTRA DUTY SALARIES/TECHNICAL STAFF	18,496.00	1,541.33	12,330.64	66.67	6,165.36
01 1100 210 000 0 000	GROUP INSURANCE-NON INSTRUCTIONAL	800.00	11.61	51.89	6.49	748.11
01 1100 210 001 0 000	GROUP INSURANCE-NON INSTRUCTIONAL	0.00	0.00	353.57	0.00	(353.57)
01 1100 210 015 0 000	GROUP INSURANCE-NON INSTRUCTIONAL	0.00	0.00	261.92	0.00	(261.92)
210	GROUP INSURANCE-NON INSTRUCTIONAL	800.00	11.61	667.38	83.42	132.62
01 1100 211 000 0 000	GROUP INSURANCE/TEACH., PROF. STAFF	90,000.00	0.00	0.00	0.00	90,000.00
01 1100 211 001 0 000	GROUP INSURANCE/TEACH., PROF. STAFF	0.00	2,486.05	19,689.37	0.00	(19,689.37)
01 1100 211 013 0 000	GROUP INSURANCE/TEACH., PROF. STAFF	0.00	1,187.20	9,497.60	0.00	(9,497.60)
01 1100 211 014 0 000	GROUP INSURANCE/TEACH., PROF. STAFF	0.00	602.34	4,818.72	0.00	(4,818.72)
01 1100 211 015 0 000	GROUP INSURANCE/TEACH., PROF. STAFF	0.00	1,293.49	10,574.55	0.00	(10,574.55)
01 1100 211 001 1 000	GROUP INSURANCE/TEACH., PROF. STAFF	0.00	439.91	3,489.18	0.00	(3,489.18)
01 1100 211 013 1 000	GROUP INSURANCE/TEACH., PROF. STAFF	0.00	269.22	2,153.76	0.00	(2,153.76)
01 1100 211 014 1 000	GROUP INSURANCE/TEACH., PROF. STAFF	0.00	111.15	889.15	0.00	(889.15)
01 1100 211 015 1 000	GROUP INSURANCE/TEACH., PROF. STAFF	0.00	186.52	1,490.50	0.00	(1,490.50)
211	GROUP INSURANCE/TEACH., PROF. STAFF	90,000.00	6,575.88	52,602.83	58.45	37,397.17
01 1100 213 000 0 000	GROUP INSURANCE/SUBSTITUTE TEACHERS	1,000.00	0.00	0.00	0.00	1,000.00
01 1100 213 001 0 000	GROUP INSURANCE/SUBSTITUTE TEACHERS	0.00	4.93	52.88	0.00	(52.88)
01 1100 213 015 0 000	GROUP INSURANCE/SUBSTITUTE TEACHERS	0.00	1.93	13.90	0.00	(13.90)
213	GROUP INSURANCE/SUBSTITUTE TEACHERS	1,000.00	6.86	66.78	6.68	933.22
01 1100 220 000 0 000	SOCIAL SECURITY	5,000.00	14.24	78.69	1.57	4,921.31

05/08/2026 11:09 AM

Budget VS Actual EOM April 2026

User ID: 262

Account Number	Account Description	Revised Budget	During Month	To Date	% of Budget	Balance at EOM
01 1100 220 001 0 000	SOCIAL SECURITY/NON-INSTRUCTIONAL	0.00	0.00	729.91	0.00	(729.91)
01 1100 220 015 0 000	SOCIAL SECURITY/NON-INSTRUCTIONAL	0.00	0.00	254.65	0.00	(254.65)
220	SOCIAL SECURITY/NON-INSTRUCTIONAL	5,000.00	14.24	1,063.25	21.27	3,936.75
01 1100 221 000 0 000	SOCIAL SECURITY	210,000.00	0.00	0.00	0.00	210,000.00
01 1100 221 001 0 000	SOCIAL SECURITY/TEACHERS, PROF. STAFF	0.00	6,028.55	37,237.16	0.00	(37,237.16)
01 1100 221 013 0 000	SOCIAL SECURITY/TEACHERS, PROF. STAFF	0.00	2,011.85	16,094.80	0.00	(16,094.80)
01 1100 221 014 0 000	SOCIAL SECURITY/TEACHERS, PROF. STAFF	0.00	2,624.36	20,989.79	0.00	(20,989.79)
01 1100 221 015 0 000	SOCIAL SECURITY/TEACHERS, PROF. STAFF	0.00	2,525.82	20,560.56	0.00	(20,560.56)
01 1100 221 001 1 000	SOCIAL SECURITY/TEACHERS, PROF. STAFF	0.00	1,418.66	8,176.63	0.00	(8,176.63)
01 1100 221 013 1 000	SOCIAL SECURITY/TEACHERS, PROF. STAFF	0.00	491.94	3,935.52	0.00	(3,935.52)
01 1100 221 014 1 000	SOCIAL SECURITY/TEACHERS, PROF. STAFF	0.00	603.49	4,825.12	0.00	(4,825.12)
01 1100 221 015 1 000	SOCIAL SECURITY/TEACHERS, PROF. STAFF	0.00	583.29	4,675.75	0.00	(4,675.75)
221	SOCIAL SECURITY/TEACHERS, PROF. STAFF	210,000.00	16,287.96	116,495.33	55.47	93,504.67
01 1100 223 000 0 000	SOCIAL SECURITY/SUBSTITUTE TEACHERS	10,000.00	0.00	0.00	0.00	10,000.00
01 1100 223 001 0 000	SOCIAL SECURITY/SUBSTITUTE TEACHERS	0.00	232.63	1,599.72	0.00	(1,599.72)
01 1100 223 013 0 000	SOCIAL SECURITY/SUBSTITUTE TEACHERS	0.00	69.09	994.58	0.00	(994.58)
01 1100 223 014 0 000	SOCIAL SECURITY/SUBSTITUTE TEACHERS	0.00	101.74	371.36	0.00	(371.36)
01 1100 223 015 0 000	SOCIAL SECURITY/SUBSTITUTE TEACHERS	0.00	173.87	1,323.91	0.00	(1,323.91)
223	SOCIAL SECURITY/SUBSTITUTE TEACHERS	10,000.00	577.33	4,289.57	42.90	5,710.43
01 1100 224 000 0 000	SOCIAL SECURITY/TECHNICAL STAFF	8,500.00	431.63	3,453.04	40.62	5,046.96
01 1100 224 000 1 000	SOCIAL SECURITY/TECHNICAL STAFF	0.00	87.14	697.12	0.00	(697.12)
224	SOCIAL SECURITY/TECHNICAL STAFF	8,500.00	518.77	4,150.16	48.83	4,349.84
01 1100 230 000 0 000	RETIREMENT/NON-INSTRUCTIONAL	5,000.00	15.76	85.75	1.72	4,914.25
01 1100 230 001 0 000	RETIREMENT/NON-INSTRUCTIONAL	0.00	0.00	728.78	0.00	(728.78)
01 1100 230 015 0 000	RETIREMENT/NON-INSTRUCTIONAL	0.00	0.00	309.43	0.00	(309.43)
230	RETIREMENT/NON-INSTRUCTIONAL	5,000.00	15.76	1,123.96	22.48	3,876.04
01 1100 231 000 0 000	RETIREMENT	300,000.00	0.00	0.00	0.00	300,000.00
01 1100 231 001 0 000	RETIREMENT/TEACH, PROF. STAFF	0.00	5,622.85	45,466.19	0.00	(45,466.19)
01 1100 231 013 0 000	RETIREMENT/TEACH, PROF. STAFF	0.00	2,381.98	19,055.82	0.00	(19,055.82)
01 1100 231 014 0 000	RETIREMENT/TEACH, PROF. STAFF	0.00	2,975.34	23,694.61	0.00	(23,694.61)
01 1100 231 015 0 000	RETIREMENT/TEACH, PROF. STAFF	0.00	2,976.48	24,096.87	0.00	(24,096.87)
01 1100 231 001 1 000	RETIREMENT/TEACH, PROF. STAFF	0.00	498.16	3,985.28	0.00	(3,985.28)
01 1100 231 013 1 000	RETIREMENT/TEACH, PROF. STAFF	0.00	249.08	1,992.64	0.00	(1,992.64)
01 1100 231 014 1 000	RETIREMENT/TEACH, PROF. STAFF	0.00	373.62	2,988.96	0.00	(2,988.96)
01 1100 231 015 1 000	RETIREMENT/TEACH, PROF. STAFF	0.00	425.93	3,407.44	0.00	(3,407.44)
231	RETIREMENT/TEACH, PROF. STAFF	300,000.00	15,503.44	124,687.81	41.56	175,312.19
01 1100 233 000 0 000	RETIREMENT/SUBSTITUTE TEACHERS	5,000.00	0.00	0.00	0.00	5,000.00
01 1100 233 001 0 000	RETIREMENT/SUBSTITUTE TEACHERS	0.00	5.66	122.40	0.00	(122.40)
01 1100 233 015 0 000	RETIREMENT/SUBSTITUTE TEACHERS	0.00	9.90	42.40	0.00	(42.40)
233	RETIREMENT/SUBSTITUTE TEACHERS	5,000.00	15.56	164.80	3.30	4,835.20
01 1100 234 000 0 000	RETIREMENT/TECHNICAL STAFF	15,000.00	614.59	4,916.72	32.78	10,083.28
01 1100 234 000 1 000	RETIREMENT/TECHNICAL STAFF	0.00	124.54	996.32	0.00	(996.32)
234	RETIREMENT/TECHNICAL STAFF	15,000.00	739.13	5,913.04	39.42	9,086.96
01 1100 320 000 0 000	PURCHASED PUPIL SERVICES	10,000.00	0.00	4,151.25	41.51	5,848.75
01 1100 320 001 0 000	PUPIL SERVICES	0.00	0.00	451.00	0.00	(451.00)
01 1100 320 015 0 000	PUPIL SERVICES	0.00	1,640.00	1,640.00	0.00	(1,640.00)
320	PUPIL SERVICES	10,000.00	1,640.00	6,242.25	62.42	3,757.75
01 1100 330 000 0 000	REGISTRATIONS/TRAINING	4,000.00	0.00	1,765.00	69.50	2,235.00
330	REGISTRATIONS/TRAINING FEES	4,000.00	0.00	1,765.00	69.50	2,235.00

05/08/2026 11:09 AM

Budget VS Actual EOM April 2026

User ID: 262

Account Number	Account Description	Revised Budget	During Month	To Date	% of Budget	Balance at EOM
01 1100 340 000 0 000	CONTRACTED OR SECURED SERVICES	2,000.00	0.00	99.00	4.95	1,901.00
01 1100 340 001 0 000	PROFESSIONAL/TECHNICAL SERVICES	0.00	0.00	6,654.75	0.00	(6,654.75)
01 1100 340 015 0 000	PROFESSIONAL/TECHNICAL SERVICES	0.00	0.00	779.78	0.00	(779.78)
340	OTHER PROFESSIONAL SERVICES	2,000.00	0.00	7,533.53	376.68	(5,533.53)
01 1100 443 000 0 000	RENTALS	30,000.00	1,848.51	14,343.58	47.81	15,656.42
443	RENTALS	30,000.00	1,848.51	14,343.58	47.81	15,656.42
01 1100 530 000 0 000	OTHER COMMUNICATIONS	30,000.00	0.00	13,204.36	77.50	16,795.64
01 1100 530 013 0 000	OTHER COMMUNICATIONS	0.00	0.00	119.88	0.00	(119.88)
530	OTHER COMMUNICATIONS	30,000.00	0.00	13,324.24	77.90	16,675.76
01 1100 580 000 0 000	TRAVEL EXPENSE AND MILEAGE	4,000.00	0.00	1,409.00	35.23	2,591.00
580	TRAVEL	4,000.00	0.00	1,409.00	35.23	2,591.00
01 1100 591 000 0 000	SERVICES PURCHASED FROM AN ESU	800.00	0.00	0.00	0.00	800.00
591	SERVICES PURCHASED FROM AN ESU	800.00	0.00	0.00	0.00	800.00
01 1100 610 000 0 000	SUPPLIES	200,000.00	2,246.09	3,254.09	22.28	196,745.91
01 1100 610 001 0 000	SUPPLIES	0.00	2,439.70	13,547.62	0.00	(13,547.62)
01 1100 610 004 0 000	SUPPLIES	0.00	0.00	0.00	0.00	0.00
01 1100 610 013 0 000	SUPPLIES	0.00	1,234.61	10,510.56	0.00	(10,510.56)
01 1100 610 014 0 000	SUPPLIES	0.00	251.64	7,126.89	0.00	(7,126.89)
01 1100 610 015 0 000	SUPPLIES	0.00	303.44	6,270.35	0.00	(6,270.35)
610	SUPPLIES	200,000.00	6,475.48	40,709.51	57.71	159,290.49
01 1100 640 000 0 000	BOOKS AND PERIODICALS	30,000.00	0.00	0.00	2.01	30,000.00
01 1100 640 001 0 000	BOOKS AND PERIODICALS	0.00	0.00	930.36	0.00	(930.36)
01 1100 640 014 0 000	BOOKS AND PERIODICALS	0.00	0.00	106.49	0.00	(106.49)
640	BOOKS AND PERIODICALS	30,000.00	0.00	1,036.85	5.94	28,963.15
01 1100 643 000 0 000	WEB-CLOUD BASED SOFTWARE	5,000.00	0.00	13,928.33	440.97	(8,928.33)
643	WEB-CLOUD BASED SOFTWARE	5,000.00	0.00	13,928.33	440.97	(8,928.33)
01 1100 650 000 0 000	TECHNOLOGY SUPPLIES	90,000.00	1,249.01	2,814.31	7.25	87,185.69
01 1100 650 001 0 000	TECHNOLOGY SUPPLIES	0.00	0.00	336.13	0.00	(336.13)
650	TECHNOLOGY SUPPLIES	90,000.00	1,249.01	3,150.44	7.62	86,849.56
01 1100 733 000 0 000	FURNITURE AND EQUIPMENT	10,000.00	590.00	590.00	5.90	9,410.00
01 1100 733 000 1 000	FURNITURE AND EQUIPMENT	0.00	0.00	0.00	0.00	0.00
733	FURNITURE AND EQUIP	10,000.00	590.00	590.00	18.79	9,410.00
01 1100 734 000 0 000	COMPUTER EQUIPMENT (HARDWARE)	75,000.00	12,807.27	16,348.62	198.74	58,651.38
01 1100 734 000 7 000	COMPUTER EQUIP(HARDWARE)	0.00	0.00	0.00	0.00	0.00
734	COMPUTER EQUIP(HARDWARE)	75,000.00	12,807.27	16,348.62	230.86	58,651.38
01 1100 735 000 0 000	COMPUTER (SOFTWARE)	15,000.00	0.00	0.00	9.99	15,000.00
735	COMPUTER (SOFTWARE)	15,000.00	0.00	0.00	9.99	15,000.00
01 1100 739 000 0 000	OTHER EQUIPMENT	3,000.00	0.00	0.00	0.00	3,000.00
739	OTHER EQUIPMENT	3,000.00	0.00	0.00	0.00	3,000.00
01 1100 810 000 0 000	DUES AND FEES	2,000.00	0.00	0.00	3.00	2,000.00
01 1100 810 001 0 000	DUES AND FEES	0.00	2,111.50	2,870.50	0.00	(2,870.50)
810	DUES AND FEES	2,000.00	2,111.50	2,870.50	146.53	(870.50)
01 1100 890 000 0 000	OTHER MISC OBJECTS	80,000.00	0.00	13,543.40	17.28	66,456.60
01 1100 890 001 0 000	OTHER MISC OBJECTS	0.00	14,629.00	31,083.27	0.00	(31,083.27)
01 1100 890 013 0 000	OTHER MISC OBJECTS	0.00	0.00	165.91	0.00	(165.91)
01 1100 890 014 0 000	OTHER MISC OBJECTS	0.00	0.00	13,716.00	0.00	(13,716.00)
01 1100 890 015 0 000	OTHER MISC OBJECTS	0.00	0.00	5,820.50	0.00	(5,820.50)
890	OTHER MISC SERVICES	80,000.00	14,629.00	64,329.08	83.34	15,670.92
1100	REGULAR INSTRUCTIONAL PROGRAMS	5,356,404.00	311,985.58	2,360,501.43	48.93	2,995,902.57
1150	LIMITED ENGLISH PROFICIENCY					
01 1150 111 000 0 000	REGULAR SALARY	70,000.00	5,590.50	44,724.00	63.89	25,276.00
111	SALARIES/TEACHER-PROF.STAFF	70,000.00	5,590.50	44,724.00	63.89	25,276.00
01 1150 151 000 0 000	FLAT SALARY	18,496.00	0.00	0.00	0.00	18,496.00
01 1150 151 000 1 000	ADDITIONAL COMP/TEACHERS	0.00	813.12	6,504.96	0.00	(6,504.96)
151	ADDITIONAL COMP/TEACHERS	18,496.00	813.12	6,504.96	35.17	11,991.04
01 1150 211 000 0 000	GROUP INSURANCE/TEACH., PROF.STAFF	8,300.00	635.74	5,085.92	61.28	3,214.08
01 1150 211 000 1 000	GROUP INSURANCE/TEACH., PROF.STAFF	0.00	92.47	739.76	0.00	(739.76)

05/08/2026 11:09 AM

Budget VS Actual EOM April 2026

User ID: 262

Account Number	Account Description	Revised Budget	During Month	To Date	% of Budget	Balance at EOM
211	GROUP INSURANCE/TEACH., PROF. STAFF	8,300.00	728.21	5,825.68	70.19	2,474.32
01 1150 221 000 0 000	SOCIAL SECURITY	5,500.00	414.47	3,315.76	60.29	2,184.24
01 1150 221 000 1 000	SOCIAL SECURITY/TEACHERS, PROF. STAFF	0.00	60.27	482.16	0.00	(482.16)
221	SOCIAL SECURITY/TEACHERS, PROF. STAFF	5,500.00	474.74	3,797.92	69.05	1,702.08
01 1150 231 000 0 000	RETIREMENT	7,000.00	449.99	3,599.92	51.43	3,400.08
231	RETIREMENT/TEACH, PROF. STAFF	7,000.00	449.99	3,599.92	51.43	3,400.08
1150	LIMITED ENGLISH PROFICIENCY	109,296.00	8,056.56	64,452.48	58.97	44,843.52
<b>1160</b>	<b>POVERTY PROGRAM</b>					
01 1160 111 000 0 000	REGULAR SALARY	910,000.00	4,373.17	34,985.36	3.84	875,014.64
01 1160 111 001 0 000	SALARIES/TEACHER-PROF. STAFF	0.00	23,632.38	189,059.04	0.00	(189,059.04)
01 1160 111 013 0 000	SALARIES/TEACHER-PROF. STAFF	0.00	44,323.12	354,584.96	0.00	(354,584.96)
01 1160 111 014 0 000	SALARIES/TEACHER-PROF. STAFF	0.00	8,928.15	71,425.20	0.00	(71,425.20)
01 1160 111 015 0 000	SALARIES/TEACHER-PROF. STAFF	0.00	7,384.84	59,078.72	0.00	(59,078.72)
111	SALARIES/TEACHER-PROF. STAFF	910,000.00	88,641.66	709,133.28	77.93	200,866.72
01 1160 112 000 0 000	SALARY-CLERICAL/PARAPROF STAFF	40,000.00	0.00	0.00	0.00	40,000.00
01 1160 112 001 0 000	SALARIES/PARAPROFESSIONALS	0.00	338.38	2,787.96	0.00	(2,787.96)
01 1160 112 013 0 000	SALARIES/PARAPROFESSIONALS	0.00	3,446.24	26,948.10	0.00	(26,948.10)
112	SALARIES/PARAPROFESSIONALS	40,000.00	3,784.62	29,736.06	74.34	10,263.94
01 1160 132 013 0 000	OVERTIME SALARIES/PARAPROFESSIONALS	300.00	104.16	128.69	42.90	171.31
132	OVERTIME SALARIES/PARAPROFESSIONALS	300.00	104.16	128.69	42.90	171.31
01 1160 150 000 1 000	EXTRA DUTY SALARIES/NON-INSTRUCTIONAL	17,000.00	1,284.45	10,275.60	60.44	6,724.40
150	EXTRA DUTY SALARIES/NON-INSTRUCTIONAL	17,000.00	1,284.45	10,275.60	60.44	6,724.40
01 1160 151 000 1 000	ADDITIONAL COMP/TEACHERS	250,000.00	0.00	0.00	0.00	250,000.00
01 1160 151 001 1 000	ADDITIONAL COMP/TEACHERS	0.00	6,207.77	49,662.16	0.00	(49,662.16)
01 1160 151 013 1 000	ADDITIONAL COMP/TEACHERS	0.00	12,743.01	101,944.08	0.00	(101,944.08)
01 1160 151 014 1 000	ADDITIONAL COMP/TEACHERS	0.00	2,327.40	18,619.20	0.00	(18,619.20)
01 1160 151 015 1 000	ADDITIONAL COMP/TEACHERS	0.00	2,312.01	18,496.08	0.00	(18,496.08)
151	ADDITIONAL COMP/TEACHERS	250,000.00	23,590.19	188,721.52	75.49	61,278.48
01 1160 211 000 0 000	GROUP INSURANCE	16,500.00	0.00	0.00	0.00	16,500.00
01 1160 211 001 0 000	GROUP INSURANCE/TEACH., PROF. STAFF	0.00	613.69	4,709.93	0.00	(4,709.93)
01 1160 211 013 0 000	GROUP INSURANCE/TEACH., PROF. STAFF	0.00	610.16	4,881.28	0.00	(4,881.28)
01 1160 211 001 1 000	GROUP INSURANCE/TEACH., PROF. STAFF	0.00	114.52	878.93	0.00	(878.93)
01 1160 211 013 1 000	GROUP INSURANCE/TEACH., PROF. STAFF	0.00	118.05	944.40	0.00	(944.40)
211	GROUP INSURANCE/TEACH., PROF. STAFF	16,500.00	1,456.42	11,414.54	69.18	5,085.46
01 1160 212 000 0 000	GROUP INSURANCE/INSTRUCTIONAL AIDES	6,000.00	0.00	0.00	0.00	6,000.00
01 1160 212 013 0 000	GROUP INSURANCE/INSTRUCTIONAL AIDES	0.00	558.65	4,469.20	0.00	(4,469.20)
212	GROUP INSURANCE/INSTRUCTIONAL AIDES	6,000.00	558.65	4,469.20	74.49	1,530.80
01 1160 220 000 1 000	SOCIAL SECURITY/NON-INSTRUCTIONAL	1,500.00	93.90	751.20	50.08	748.80
220	SOCIAL SECURITY/NON-INSTRUCTIONAL	1,500.00	93.90	751.20	50.08	748.80
01 1160 221 000 0 000	SOCIAL SECURITY	85,000.00	319.72	2,557.76	3.01	82,442.24
01 1160 221 001 0 000	SOCIAL SECURITY/TEACHERS, PROF. STAFF	0.00	1,674.38	13,405.07	0.00	(13,405.07)
01 1160 221 013 0 000	SOCIAL SECURITY/TEACHERS, PROF. STAFF	0.00	3,137.48	25,240.35	0.00	(25,240.35)
01 1160 221 014 0 000	SOCIAL SECURITY/TEACHERS, PROF. STAFF	0.00	674.29	5,396.23	0.00	(5,396.23)
01 1160 221 015 0 000	SOCIAL SECURITY/TEACHERS, PROF. STAFF	0.00	558.45	4,467.06	0.00	(4,467.06)
01 1160 221 001 1 000	SOCIAL SECURITY/TEACHERS, PROF. STAFF	0.00	441.15	3,531.24	0.00	(3,531.24)
01 1160 221 013 1 000	SOCIAL SECURITY/TEACHERS, PROF. STAFF	0.00	913.63	7,336.29	0.00	(7,336.29)
01 1160 221 014 1 000	SOCIAL SECURITY/TEACHERS, PROF. STAFF	0.00	176.23	1,410.25	0.00	(1,410.25)
01 1160 221 015 1 000	SOCIAL SECURITY/TEACHERS, PROF. STAFF	0.00	174.79	1,398.16	0.00	(1,398.16)

05/08/2026 11:09 AM

Budget VS Actual EOM April 2026

User ID: 262

Account Number	Account Description	Revised Budget	During Month	To Date	% of Budget	Balance at EOM
221	SOCIAL SECURITY/TEACHERS, PROF. STAFF	85,000.00	8,070.12	64,742.41	76.17	20,257.59
01 1160 222 000 0 000	SOCIAL SECURITY/INSTRUCTIONAL AIDES	4,000.00	0.00	0.00	0.00	4,000.00
01 1160 222 001 0 000	SOCIAL SECURITY/INSTRUCTIONAL AIDES	0.00	25.89	213.30	0.00	(213.30)
01 1160 222 013 0 000	SOCIAL SECURITY/INSTRUCTIONAL AIDES	0.00	226.72	1,717.79	0.00	(1,717.79)
222	SOCIAL SECURITY/INSTRUCTIONAL AIDES	4,000.00	252.61	1,931.09	48.28	2,068.91
01 1160 231 000 0 000	RETIREMENT	100,000.00	351.99	2,815.92	2.82	97,184.08
01 1160 231 001 0 000	RETIREMENT/TEACH, PROF. STAFF	0.00	1,901.52	15,212.26	0.00	(15,212.26)
01 1160 231 013 0 000	RETIREMENT/TEACH, PROF. STAFF	0.00	3,567.27	28,484.63	0.00	(28,484.63)
01 1160 231 014 0 000	RETIREMENT/TEACH, PROF. STAFF	0.00	718.59	5,748.72	0.00	(5,748.72)
01 1160 231 015 0 000	RETIREMENT/TEACH, PROF. STAFF	0.00	594.24	4,753.91	0.00	(4,753.91)
01 1160 231 001 1 000	RETIREMENT/TEACH, PROF. STAFF	0.00	311.35	2,490.80	0.00	(2,490.80)
01 1160 231 013 1 000	RETIREMENT/TEACH, PROF. STAFF	0.00	341.24	2,729.92	0.00	(2,729.92)
01 1160 231 014 1 000	RETIREMENT/TEACH, PROF. STAFF	0.00	1.25	10.00	0.00	(10.00)
01 1160 231 015 1 000	RETIREMENT/TEACH, PROF. STAFF	0.00	62.27	498.16	0.00	(498.16)
231	RETIREMENT/TEACH, PROF. STAFF	100,000.00	7,849.72	62,744.32	62.74	37,255.68
01 1160 232 000 0 000	RETIREMENT/INSTRUCTIONAL AIDES	4,000.00	0.00	0.00	0.00	4,000.00
01 1160 232 013 0 000	RETIREMENT/INSTRUCTIONAL AIDES	0.00	286.87	2,187.82	0.00	(2,187.82)
232	RETIREMENT/INSTRUCTIONAL AIDES	4,000.00	286.87	2,187.82	54.70	1,812.18
1160	POVERTY PROGRAM	1,434,300.00	135,973.37	1,086,235.73	75.73	348,064.27
1200	SPECIAL EDUCATION PROGRAMS					
01 1200 110 014 0 000	SALARIES/NON-INSTRUCTIONAL	0.00	1,119.22	10,252.61	0.00	(10,252.61)
110	SALARIES/NON-INSTRUCTIONAL	0.00	1,119.22	10,252.61	0.00	(10,252.61)
01 1200 111 000 0 000	SPECIAL ED SALARIES	260,000.00	4,798.62	38,388.96	14.76	221,611.04
01 1200 111 001 0 000	SALARIES/TEACHER-PROF. STAFF	0.00	5,651.29	45,210.32	0.00	(45,210.32)
01 1200 111 013 0 000	SALARIES/TEACHER-PROF. STAFF	0.00	3,962.85	31,702.80	0.00	(31,702.80)
01 1200 111 014 0 000	SALARIES/TEACHER-PROF. STAFF	0.00	3,586.06	28,688.48	0.00	(28,688.48)
01 1200 111 015 0 000	SALARIES/TEACHER-PROF. STAFF	0.00	2,718.31	21,746.48	0.00	(21,746.48)
111	SALARIES/TEACHER-PROF. STAFF	260,000.00	20,717.13	165,737.04	63.75	94,262.96
01 1200 112 000 0 000	AIDES	397,375.00	0.00	0.00	0.00	397,375.00
01 1200 112 001 0 000	SALARIES/PARAPROFESSIONALS	0.00	4,188.18	27,886.51	0.00	(27,886.51)
01 1200 112 013 0 000	SALARIES/PARAPROFESSIONALS	0.00	21,807.42	171,919.71	0.00	(171,919.71)
01 1200 112 014 0 000	SALARIES/PARAPROFESSIONALS	0.00	13,781.96	100,449.34	0.00	(100,449.34)
01 1200 112 015 0 000	SALARIES/PARAPROFESSIONALS	0.00	4,551.76	32,153.17	0.00	(32,153.17)
112	SALARIES/PARAPROFESSIONALS	397,375.00	44,329.32	332,408.73	83.65	64,966.27
01 1200 113 000 0 000	SALARY-SUBSTITUTES	8,000.00	0.00	0.00	0.00	8,000.00
01 1200 113 001 0 000	SALARIES/SUBSTITUTES	0.00	87.50	1,645.00	0.00	(1,645.00)
01 1200 113 013 0 000	SALARIES/SUBSTITUTES	0.00	38.74	3,058.25	0.00	(3,058.25)
01 1200 113 014 0 000	SALARIES/SUBSTITUTES	0.00	0.00	105.53	0.00	(105.53)
01 1200 113 015 0 000	SALARIES/SUBSTITUTES	0.00	35.00	595.00	0.00	(595.00)
113	SALARIES/SUBSTITUTES	8,000.00	161.24	5,403.78	67.55	2,596.22
01 1200 130 000 0 000	OVERTIME SALARIES	0.00	0.00	12.27	0.00	(12.27)
01 1200 130 013 0 000	OVERTIME SALARIES/NON-INSTRUCTIONAL	0.00	0.00	88.17	0.00	(88.17)
01 1200 130 014 0 000	OVERTIME SALARIES/NON-INSTRUCTIONAL	0.00	0.00	13.72	0.00	(13.72)
130	OVERTIME SALARIES/NON-INSTRUCTIONAL	0.00	0.00	114.16	0.00	(114.16)
01 1200 132 013 0 000	OVERTIME SALARIES/PARAPROFESSIONALS	600.00	304.12	870.53	145.09	(270.53)
01 1200 132 014 0 000	OVERTIME SALARIES/PARAPROFESSIONALS	0.00	68.32	161.29	0.00	(161.29)
132	OVERTIME SALARIES/PARAPROFESSIONALS	600.00	372.44	1,031.82	171.97	(431.82)
01 1200 150 000 1 000	EXTRA DUTY SALARIES/NON-INSTRUCTIONAL	500.00	0.00	0.00	0.00	500.00
150	EXTRA DUTY SALARIES/NON-INSTRUCTIONAL	500.00	0.00	0.00	0.00	500.00
01 1200 151 000 0 000	EXTRA DUTY SALARIES	0.00	256.26	2,050.08	0.00	(2,050.08)
01 1200 151 001 0 000	FLAT SALARIES/TEACHERS	0.00	246.01	1,968.08	0.00	(1,968.08)
01 1200 151 013 0 000	FLAT SALARIES/TEACHERS	0.00	287.01	2,296.08	0.00	(2,296.08)
01 1200 151 014 0 000	FLAT SALARIES/TEACHERS	0.00	102.50	820.00	0.00	(820.00)
01 1200 151 015 0 000	FLAT SALARIES/TEACHERS	0.00	129.15	1,033.20	0.00	(1,033.20)
01 1200 151 000 1 000	ADDITIONAL COMP/TEACHERS	100,000.00	1,528.49	12,227.92	12.23	87,772.08
01 1200 151 001 1 000	ADDITIONAL COMP/TEACHERS	0.00	1,080.73	8,645.84	0.00	(8,645.84)

05/08/2026 11:09 AM

Budget VS Actual EOM April 2026

User ID: 262

Account Number	Account Description	Revised Budget	During Month	To Date	% of Budget	Balance at EOM
01 1200 151 013 1 000	ADDITIONAL COMP/TEACHERS	0.00	1,541.33	12,330.64	0.00	(12,330.64)
01 1200 151 014 1 000	ADDITIONAL COMP/TEACHERS	0.00	1,541.33	12,330.64	0.00	(12,330.64)
01 1200 151 015 1 000	ADDITIONAL COMP/TEACHERS	0.00	406.56	3,252.48	0.00	(3,252.48)
151	ADDITIONAL COMP/TEACHERS	100,000.00	7,119.37	56,954.96	56.95	43,045.04
01 1200 211 000 0 000	GROUP INSURANCE	30,000.00	0.00	0.00	0.00	30,000.00
01 1200 211 001 0 000	GROUP INSURANCE/TEACH., PROF. STAFF	0.00	579.47	4,622.30	0.00	(4,622.30)
01 1200 211 013 0 000	GROUP INSURANCE/TEACH., PROF. STAFF	0.00	16.87	134.96	0.00	(134.96)
01 1200 211 015 0 000	GROUP INSURANCE/TEACH., PROF. STAFF	0.00	322.79	2,538.70	0.00	(2,538.70)
01 1200 211 001 1 000	GROUP INSURANCE/TEACH., PROF. STAFF	0.00	89.51	714.02	0.00	(714.02)
01 1200 211 015 1 000	GROUP INSURANCE/TEACH., PROF. STAFF	0.00	46.09	362.48	0.00	(362.48)
211	GROUP INSURANCE/TEACH., PROF. STAFF	30,000.00	1,054.73	8,372.46	27.91	21,627.54
01 1200 212 000 0 000	GROUP INSURANCE/INSTRUCTIONAL AIDES	20,000.00	0.00	0.00	0.00	20,000.00
01 1200 212 013 0 000	GROUP INSURANCE/INSTRUCTIONAL AIDES	0.00	1,120.14	8,961.12	0.00	(8,961.12)
212	GROUP INSURANCE/INSTRUCTIONAL AIDES	20,000.00	1,120.14	8,961.12	44.81	11,038.88
01 1200 213 000 0 000	GROUP INSURANCE/SUBSTITUTE TEACHERS	1,000.00	0.00	0.00	0.00	1,000.00
01 1200 213 001 0 000	GROUP INSURANCE/SUBSTITUTE TEACHERS	0.00	0.00	11.97	0.00	(11.97)
01 1200 213 015 0 000	GROUP INSURANCE/SUBSTITUTE TEACHERS	0.00	1.92	1.92	0.00	(1.92)
213	GROUP INSURANCE/SUBSTITUTE TEACHERS	1,000.00	1.92	13.89	1.39	986.11
01 1200 220 000 0 000	SOCIAL SECURITY/NON-INSTRUCTIONAL	0.00	0.00	0.88	0.00	(0.88)
01 1200 220 013 0 000	SOCIAL SECURITY/NON-INSTRUCTIONAL	0.00	0.00	6.38	0.00	(6.38)
01 1200 220 014 0 000	SOCIAL SECURITY/NON-INSTRUCTIONAL	0.00	85.61	785.25	0.00	(785.25)
01 1200 220 000 1 000	SOCIAL SECURITY/NON-INSTRUCTIONAL	1,000.00	0.00	0.00	0.00	1,000.00
220	SOCIAL SECURITY/NON-INSTRUCTIONAL	1,000.00	85.61	792.51	79.25	207.49
01 1200 221 000 0 000	SOCIAL SECURITY	40,000.00	375.28	3,002.10	7.51	36,997.90
01 1200 221 001 0 000	SOCIAL SECURITY/TEACHERS, PROF. STAFF	0.00	389.54	3,117.75	0.00	(3,117.75)
01 1200 221 013 0 000	SOCIAL SECURITY/TEACHERS, PROF. STAFF	0.00	297.59	2,378.06	0.00	(2,378.06)
01 1200 221 014 0 000	SOCIAL SECURITY/TEACHERS, PROF. STAFF	0.00	282.17	2,257.36	0.00	(2,257.36)
01 1200 221 015 0 000	SOCIAL SECURITY/TEACHERS, PROF. STAFF	0.00	216.76	1,734.20	0.00	(1,734.20)
01 1200 221 000 1 000	SOCIAL SECURITY/TEACHERS, PROF. STAFF	0.00	114.02	913.12	0.00	(913.12)
01 1200 221 001 1 000	SOCIAL SECURITY/TEACHERS, PROF. STAFF	0.00	72.57	580.69	0.00	(580.69)
01 1200 221 013 1 000	SOCIAL SECURITY/TEACHERS, PROF. STAFF	0.00	109.07	871.65	0.00	(871.65)
01 1200 221 014 1 000	SOCIAL SECURITY/TEACHERS, PROF. STAFF	0.00	117.91	943.28	0.00	(943.28)
01 1200 221 015 1 000	SOCIAL SECURITY/TEACHERS, PROF. STAFF	0.00	30.96	247.64	0.00	(247.64)
221	SOCIAL SECURITY/TEACHERS, PROF. STAFF	40,000.00	2,005.87	16,045.85	40.11	23,954.15
01 1200 222 000 0 000	SOCIAL SECURITY/INSTRUCTIONAL AIDES	35,000.00	0.00	0.00	0.00	35,000.00
01 1200 222 001 0 000	SOCIAL SECURITY/INSTRUCTIONAL AIDES	0.00	283.96	1,881.72	0.00	(1,881.72)
01 1200 222 013 0 000	SOCIAL SECURITY/INSTRUCTIONAL AIDES	0.00	1,473.04	11,499.55	0.00	(11,499.55)
01 1200 222 014 0 000	SOCIAL SECURITY/INSTRUCTIONAL AIDES	0.00	1,002.60	7,285.91	0.00	(7,285.91)
01 1200 222 015 0 000	SOCIAL SECURITY/INSTRUCTIONAL AIDES	0.00	333.89	2,353.07	0.00	(2,353.07)
222	SOCIAL SECURITY/INSTRUCTIONAL AIDES	35,000.00	3,093.49	23,020.25	65.77	11,979.75
01 1200 223 000 0 000	SOCIAL SECURITY/SUBSTITUTE TEACHERS	2,000.00	0.00	0.00	0.00	2,000.00
01 1200 223 001 0 000	SOCIAL SECURITY/SUBSTITUTE TEACHERS	0.00	6.70	124.34	0.00	(124.34)

05/08/2026 11:09 AM

Budget VS Actual EOM April 2026

User ID: 262

Account Number	Account Description	Revised Budget	During Month	To Date	% of Budget	Balance at EOM
	TEACHERS					
01 1200 223 013 0 000	SOCIAL SECURITY/SUBSTITUTE TEACHERS	0.00	2.96	233.95	0.00	(233.95)
01 1200 223 014 0 000	SOCIAL SECURITY/SUBSTITUTE TEACHERS	0.00	0.00	8.07	0.00	(8.07)
01 1200 223 015 0 000	SOCIAL SECURITY/SUBSTITUTE TEACHERS	0.00	2.49	43.29	0.00	(43.29)
223	SOCIAL SECURITY/SUBSTITUTE TEACHERS	2,000.00	12.15	409.65	20.48	1,590.35
01 1200 230 000 0 000	RETIREMENT/NON-INSTRUCTIONAL	0.00	0.00	0.99	0.00	(0.99)
01 1200 230 013 0 000	RETIREMENT/NON-INSTRUCTIONAL	0.00	0.00	7.13	0.00	(7.13)
01 1200 230 014 0 000	RETIREMENT/NON-INSTRUCTIONAL	0.00	90.02	826.25	0.00	(826.25)
230	RETIREMENT/NON-INSTRUCTIONAL	0.00	90.02	834.37	0.00	(834.37)
01 1200 231 000 0 000	RETIREMENT	60,000.00	406.99	3,255.92	5.43	56,744.08
01 1200 231 001 0 000	RETIREMENT/TEACH, PROF. STAFF	0.00	474.62	3,797.00	0.00	(3,797.00)
01 1200 231 013 0 000	RETIREMENT/TEACH, PROF. STAFF	0.00	342.73	2,741.84	0.00	(2,741.84)
01 1200 231 014 0 000	RETIREMENT/TEACH, PROF. STAFF	0.00	296.77	2,374.16	0.00	(2,374.16)
01 1200 231 015 0 000	RETIREMENT/TEACH, PROF. STAFF	0.00	229.22	1,833.78	0.00	(1,833.78)
231	RETIREMENT/TEACH, PROF. STAFF	60,000.00	1,750.33	14,002.70	23.34	45,997.30
01 1200 232 000 0 000	RETIREMENT/INSTRUCTIONAL AIDES	50,000.00	0.00	0.00	0.00	50,000.00
01 1200 232 001 0 000	RETIREMENT/INSTRUCTIONAL AIDES	0.00	338.41	2,253.21	0.00	(2,253.21)
01 1200 232 013 0 000	RETIREMENT/INSTRUCTIONAL AIDES	0.00	1,786.61	13,961.46	0.00	(13,961.46)
01 1200 232 014 0 000	RETIREMENT/INSTRUCTIONAL AIDES	0.00	1,119.11	8,129.36	0.00	(8,129.36)
01 1200 232 015 0 000	RETIREMENT/INSTRUCTIONAL AIDES	0.00	299.20	2,296.11	0.00	(2,296.11)
232	RETIREMENT/INSTRUCTIONAL AIDES	50,000.00	3,543.33	26,640.14	53.28	23,359.86
01 1200 233 001 0 000	RETIREMENT/SUBSTITUTE TEACHERS	0.00	0.00	12.71	0.00	(12.71)
01 1200 233 015 0 000	RETIREMENT/SUBSTITUTE TEACHERS	0.00	1.42	4.25	0.00	(4.25)
233	RETIREMENT/SUBSTITUTE TEACHERS	0.00	1.42	16.96	0.00	(16.96)
01 1200 320 000 0 000	PURCHASED PUPIL SERVICES	15,000.00	0.00	2,925.18	19.50	12,074.82
320	PUPIL SERVICES	15,000.00	0.00	2,925.18	19.50	12,074.82
01 1200 330 000 0 000	REGISTRATIONS/TRAINING	3,500.00	110.40	4,172.80	119.22	(672.80)
330	REGISTRATIONS/TRAINING FEES	3,500.00	110.40	4,172.80	119.22	(672.80)
01 1200 340 000 0 000	CONTRACTED OR SECURED SERVICES	500.00	0.00	0.00	0.00	500.00
340	OTHER PROFESSIONAL SERVICES	500.00	0.00	0.00	0.00	500.00
01 1200 580 000 0 000	TRAVEL EXPENSE AND MILEAGE	4,000.00	0.00	0.00	8.28	4,000.00
580	TRAVEL	4,000.00	0.00	0.00	8.28	4,000.00
01 1200 591 000 0 000	SUPERVISION OF ESU PROGRAM SCHOOL AGE	8,000.00	223.60	1,525.53	19.07	6,474.47
591	SERVICES PURCHASED FROM AN ESU	8,000.00	223.60	1,525.53	19.07	6,474.47
01 1200 610 000 0 000	SUPPLIES	5,000.00	51.84	1,242.89	229.61	3,757.11
01 1200 610 014 0 000	SUPPLIES	0.00	0.00	9.45	0.00	(9.45)
01 1200 610 015 0 000	SUPPLIES	0.00	0.00	0.00	0.00	0.00
01 1200 610 000 1 000	SUPPLIES	0.00	0.00	0.00	0.00	0.00
610	SUPPLIES	5,000.00	51.84	1,252.34	266.58	3,747.66
01 1200 626 000 0 000	GAS AND OIL	1,000.00	0.00	0.00	0.00	1,000.00
626	GAS AND OIL	1,000.00	0.00	0.00	0.00	1,000.00
01 1200 640 000 0 000	BOOKS AND PERIODICALS	0.00	0.00	0.00	0.00	0.00
640	BOOKS AND PERIODICALS	0.00	0.00	0.00	0.00	0.00
01 1200 810 000 0 000	DUES AND FEES	1,000.00	0.00	743.00	245.30	257.00
810	DUES AND FEES	1,000.00	0.00	743.00	245.30	257.00
01 1200 890 000 0 000	OTHER MISC OBJECTS	500.00	0.00	75.08	15.02	424.92
890	OTHER MISC SERVICES	500.00	0.00	75.08	15.02	424.92
1200	SPECIAL EDUCATION PROGRAMS	1,043,975.00	86,963.57	681,706.93	66.68	362,268.07
1291	SPED/AGE 3-5					
01 1291 591 000 0 000	SUPERVISION OF ESU PROGRAM 3-5	500.00	0.00	97.93	19.59	402.07
591	SERVICES PURCHASED FROM AN ESU	500.00	0.00	97.93	19.59	402.07
1291	SPED/AGE 3-5	500.00	0.00	97.93	19.59	402.07

05/08/2026 11:09 AM

Budget VS Actual EOM April 2026

User ID: 262

Account Number	Account Description	Revised Budget	During Month	To Date	% of Budget	Balance at EOM
<b>1295</b>	<b>SPED INST.UNIFIED SPORTS</b>					
01 1295 151 001 0 000	ADDITIONAL COMP/TEACHERS	2,000.00	88.83	710.64	35.53	1,289.36
151	ADDITIONAL COMP/TEACHERS	2,000.00	88.83	710.64	35.53	1,289.36
01 1295 211 001 0 000	GROUP INSURANCE/TEACH., PROF.STAFF	0.00	10.29	82.11	0.00	(82.11)
211	GROUP INSURANCE/TEACH., PROF.STAFF	0.00	10.29	82.11	0.00	(82.11)
01 1295 221 001 0 000	SOCIAL SECURITY/TEACHERS, PROF.STAFF	0.00	5.76	46.12	0.00	(46.12)
221	SOCIAL SECURITY/TEACHERS, PROF.STAFF	0.00	5.76	46.12	0.00	(46.12)
01 1295 231 001 0 000	RETIREMENT/TEACH, PROF.STAFF	0.00	7.18	57.44	0.00	(57.44)
231	RETIREMENT/TEACH, PROF.STAFF	0.00	7.18	57.44	0.00	(57.44)
1295	SPED INST.UNIFIED SPORTS	2,000.00	112.06	896.31	44.82	1,103.69
<b>2120</b>	<b>GUIDANCE SERVICES</b>					
01 2120 111 000 0 000	REGULAR SALARY-GUIDANCE	255,000.00	0.00	0.00	0.00	255,000.00
01 2120 111 001 0 000	SALARIES/TEACHER-PROF.STAFF	0.00	7,562.72	60,501.76	0.00	(60,501.76)
01 2120 111 015 0 000	SALARIES/TEACHER-PROF.STAFF	0.00	4,062.86	33,291.36	0.00	(33,291.36)
111	SALARIES/TEACHER-PROF.STAFF	255,000.00	11,625.58	93,793.12	36.78	161,206.88
01 2120 151 000 1 000	ADDITIONAL COMP/TEACHERS	50,000.00	0.00	0.00	0.00	50,000.00
01 2120 151 001 1 000	ADDITIONAL COMP/TEACHERS	0.00	1,541.33	12,330.64	0.00	(12,330.64)
01 2120 151 015 1 000	ADDITIONAL COMP/TEACHERS	0.00	1,122.93	9,214.93	0.00	(9,214.93)
151	ADDITIONAL COMP/TEACHERS	50,000.00	2,664.26	21,545.57	43.09	28,454.43
01 2120 221 000 0 000	SOCIAL SECURITY	45,000.00	0.00	0.00	0.00	45,000.00
01 2120 221 001 0 000	SOCIAL SECURITY/TEACHERS, PROF.STAFF	0.00	544.65	4,358.22	0.00	(4,358.22)
01 2120 221 015 0 000	SOCIAL SECURITY/TEACHERS, PROF.STAFF	0.00	306.12	2,509.20	0.00	(2,509.20)
01 2120 221 001 1 000	SOCIAL SECURITY/TEACHERS, PROF.STAFF	0.00	111.00	888.21	0.00	(888.21)
01 2120 221 015 1 000	SOCIAL SECURITY/TEACHERS, PROF.STAFF	0.00	84.61	694.47	0.00	(694.47)
221	SOCIAL SECURITY/TEACHERS, PROF.STAFF	45,000.00	1,046.38	8,450.10	18.78	36,549.90
01 2120 231 000 0 000	RETIREMENT	50,000.00	0.00	0.00	0.00	50,000.00
01 2120 231 001 0 000	RETIREMENT/TEACH, PROF.STAFF	0.00	608.77	4,870.15	0.00	(4,870.15)
01 2120 231 015 0 000	RETIREMENT/TEACH, PROF.STAFF	0.00	326.99	2,679.62	0.00	(2,679.62)
01 2120 231 001 1 000	RETIREMENT/TEACH, PROF.STAFF	0.00	124.54	996.32	0.00	(996.32)
231	RETIREMENT/TEACH, PROF.STAFF	50,000.00	1,060.30	8,546.09	17.09	41,453.91
01 2120 320 000 0 000	PUPIL SERVICES	10,000.00	4,575.00	31,706.25	317.06	(21,706.25)
320	PUPIL SERVICES	10,000.00	4,575.00	31,706.25	317.06	(21,706.25)
01 2120 330 000 0 000	REGISTRATIONS/TRAINING FEES	0.00	0.00	390.00	0.00	(390.00)
330	REGISTRATIONS/TRAINING FEES	0.00	0.00	390.00	0.00	(390.00)
01 2120 610 000 0 000	SUPPLIES	1,000.00	0.00	173.59	17.36	826.41
610	SUPPLIES	1,000.00	0.00	173.59	17.36	826.41
01 2120 890 000 0 000	OTHER MISC OBJECTS	1,000.00	0.00	0.00	0.00	1,000.00
890	OTHER MISC SERVICES	1,000.00	0.00	0.00	0.00	1,000.00
2120	GUIDANCE SERVICES	412,000.00	20,971.52	164,604.72	39.95	247,395.28
<b>2130</b>	<b>HEALTH SERVICES</b>					
01 2130 330 000 0 000	REGISTRATIONS/TRAINING FEES	500.00	1,100.00	1,100.00	220.00	(600.00)
330	REGISTRATIONS/TRAINING FEES	500.00	1,100.00	1,100.00	220.00	(600.00)
01 2130 580 000 0 000	TRAVEL EXPENSE AND MILEAGE	0.00	0.00	0.00	0.00	0.00
580	TRAVEL	0.00	0.00	0.00	0.00	0.00
01 2130 610 000 0 000	SUPPLIES	8,000.00	1,854.00	3,071.22	45.26	4,928.78
610	SUPPLIES	8,000.00	1,854.00	3,071.22	45.26	4,928.78
01 2130 810 000 0 000	DUES AND FEES	500.00	0.00	99.00	19.80	401.00
810	DUES AND FEES	500.00	0.00	99.00	19.80	401.00
01 2130 890 000 0 000	OTHER MISC OBJECTS	500.00	0.00	982.49	196.50	(482.49)
890	OTHER MISC SERVICES	500.00	0.00	982.49	196.50	(482.49)
2130	HEALTH SERVICES	9,500.00	2,954.00	5,252.71	61.08	4,247.29
<b>2140</b>	<b>PSYCHOLOGICAL SERVICES</b>					
01 2140 320 000 0 000	PUPIL SERVICES	20,000.00	0.00	0.00	0.00	20,000.00
320	PUPIL SERVICES	20,000.00	0.00	0.00	0.00	20,000.00
2140	PSYCHOLOGICAL SERVICES	20,000.00	0.00	0.00	0.00	20,000.00
2141	PSYCHOLOGICAL ASSESSMENT SCHOOL AGE					

05/08/2026 11:09 AM

Budget VS Actual EOM April 2026

User ID: 262

Account Number	Account Description	Revised Budget	During Month	To Date	% of Budget	Balance at EOM
01 2141 320 000 0 000	PUPIL SERVICES	8,000.00	0.00	0.00	0.00	8,000.00
320	PUPIL SERVICES	8,000.00	0.00	0.00	0.00	8,000.00
01 2141 591 000 0 000	PSYCHOLOGICAL ASSESSMENT SCHOOL AGE	11,500.00	2,862.60	16,726.08	145.44	(5,226.08)
591	SERVICES PURCHASED FROM AN ESU	11,500.00	2,862.60	16,726.08	145.44	(5,226.08)
2141	PSYCHOLOGICAL ASSESSMENT SCHOOL AGE	19,500.00	2,862.60	16,726.08	85.77	2,773.92
2142	PSYCHOLOGICAL ASSESSMENT 3-5					
01 2142 591 000 0 000	SERVICES PURCHASED FROM AN ESU	20,000.00	0.00	1,224.12	6.12	18,775.88
591	SERVICES PURCHASED FROM AN ESU	20,000.00	0.00	1,224.12	6.12	18,775.88
2142	PSYCHOLOGICAL ASSESSMENT 3-5	20,000.00	0.00	1,224.12	6.12	18,775.88
2151	SPEECH SCHOOL AGE					
01 2151 340 000 0 000	OTHER PROFESSIONAL SERVICES	0.00	209.00	209.00	0.00	(209.00)
340	OTHER PROFESSIONAL SERVICES	0.00	209.00	209.00	0.00	(209.00)
01 2151 591 000 0 000	SPEECH/LANGUAGE SCHOOL AGE	20,000.00	0.00	0.00	0.00	20,000.00
591	SERVICES PURCHASED FROM AN ESU	20,000.00	0.00	0.00	0.00	20,000.00
2151	SPEECH SCHOOL AGE	20,000.00	209.00	209.00	1.05	19,791.00
2152	SPEECH AGE 3/5					
01 2152 591 000 0 000	SPEECH/LANGUAGE 3-5	1,000.00	0.00	0.00	0.00	1,000.00
591	SERVICES PURCHASED FROM AN ESU	1,000.00	0.00	0.00	0.00	1,000.00
2152	SPEECH AGE 3/5	1,000.00	0.00	0.00	0.00	1,000.00
2153	SPEECH AGE B/2					
01 2153 320 000 0 000	PUPIL SERVICES	1,000.00	0.00	0.00	0.00	1,000.00
320	PUPIL SERVICES	1,000.00	0.00	0.00	0.00	1,000.00
2153	SPEECH AGE B/2	1,000.00	0.00	0.00	0.00	1,000.00
2160	OCCUPATIONAL THERAPY					
01 2160 580 000 0 000	TRAVEL	500.00	0.00	0.00	0.00	500.00
580	TRAVEL	500.00	0.00	0.00	0.00	500.00
2160	OCCUPATIONAL THERAPY	500.00	0.00	0.00	0.00	500.00
2161	OCCUPATIONAL THERAPY S/A					
01 2161 340 000 0 000	SCHOOL AGE OT SERVICES	10,000.00	3,135.00	26,676.00	266.76	(16,676.00)
340	OTHER PROFESSIONAL SERVICES	10,000.00	3,135.00	26,676.00	266.76	(16,676.00)
01 2161 580 000 0 000	TRAVEL	0.00	436.45	3,224.70	0.00	(3,224.70)
580	TRAVEL	0.00	436.45	3,224.70	0.00	(3,224.70)
2161	OCCUPATIONAL THERAPY S/A	10,000.00	3,571.45	29,900.70	299.01	(19,900.70)
2162	OT AGE 3/5					
01 2162 340 000 0 000	3-5 OT SERVICES	10,000.00	1,577.00	10,393.00	103.93	(393.00)
340	OTHER PROFESSIONAL SERVICES	10,000.00	1,577.00	10,393.00	103.93	(393.00)
2162	OT AGE 3/5	10,000.00	1,577.00	10,393.00	103.93	(393.00)
2163	OT SERVICES AGE B/2					
01 2163 340 000 0 000	BIRTH-2 OT SERVICES	1,000.00	152.00	722.00	72.20	278.00
340	OTHER PROFESSIONAL SERVICES	1,000.00	152.00	722.00	72.20	278.00
2163	OT SERVICES AGE B/2	1,000.00	152.00	722.00	72.20	278.00
2170	PHYSICAL THERAPY					
01 2170 580 000 0 000	TRAVEL	500.00	0.00	0.00	0.00	500.00
580	TRAVEL	500.00	0.00	0.00	0.00	500.00
2170	PHYSICAL THERAPY	500.00	0.00	0.00	0.00	500.00
2171	PHYSICAL THERAPY SCHOOL AGE					
01 2171 340 000 0 000	SCHOOL AGE PT SERVICE	10,000.00	332.92	3,558.80	35.59	6,441.20
340	OTHER PROFESSIONAL SERVICES	10,000.00	332.92	3,558.80	35.59	6,441.20
2171	PHYSICAL THERAPY SCHOOL AGE	10,000.00	332.92	3,558.80	35.59	6,441.20
2172	PHYSICAL THERAPY AGE 3/5					
01 2172 340 000 0 000	AGES 3-5 PT SERVICES	10,000.00	553.50	3,715.42	37.15	6,284.58
340	OTHER PROFESSIONAL SERVICES	10,000.00	553.50	3,715.42	37.15	6,284.58
2172	PHYSICAL THERAPY AGE 3/5	10,000.00	553.50	3,715.42	37.15	6,284.58
2173	PHYSICAL THERAPY AGE B/2					
01 2173 334 000 0 000	MILEAGE	0.00	203.73	1,475.48	0.00	(1,475.48)
334	MILEAGE PD/OTHER	0.00	203.73	1,475.48	0.00	(1,475.48)
01 2173 340 000 0 000	BIRTH-2 PT SERVICES	1,000.00	136.12	1,621.83	162.18	(621.83)

05/08/2026 11:09 AM

Budget VS Actual EOM April 2026

User ID: 262

Account Number	Account Description	Revised Budget	During Month	To Date	% of Budget	Balance at EOM
340	OTHER PROFESSIONAL SERVICES	1,000.00	136.12	1,621.83	162.18	(621.83)
2173	PHYSICAL THERAPY AGE B/2	1,000.00	339.85	3,097.31	309.73	(2,097.31)
2181	<b>VISION SERVICES - SCHOOL AGE</b>					
01 2181 591 000 0 000	VISION SERVICES - SCHOOL AGE	5,000.00	170.00	1,918.45	38.37	3,081.55
591	SERVICES PURCHASED FROM AN ESU	5,000.00	170.00	1,918.45	38.37	3,081.55
2181	VISION SERVICES - SCHOOL AGE	5,000.00	170.00	1,918.45	38.37	3,081.55
2182	<b>VISION AGE 1-3</b>					
01 2182 591 000 0 000	SERVICES PURCHASED FROM AN ESU	2,000.00	0.00	0.00	0.00	2,000.00
591	SERVICES PURCHASED FROM AN ESU	2,000.00	0.00	0.00	0.00	2,000.00
2182	VISION AGE 1-3	2,000.00	0.00	0.00	0.00	2,000.00
2183	<b>VISION SERVICES BIRTH-2</b>					
01 2183 320 000 0 000	PUPIL SERVICES	2,000.00	0.00	0.00	0.00	2,000.00
320	PUPIL SERVICES	2,000.00	0.00	0.00	0.00	2,000.00
2183	VISION SERVICES BIRTH-2	2,000.00	0.00	0.00	0.00	2,000.00
2190	<b>OTHER PUPIL SUPPORT SERV</b>					
01 2190 591 000 0 000	SERVICES PURCHASED FROM AN ESU	5,000.00	200.00	3,058.00	61.16	1,942.00
591	SERVICES PURCHASED FROM AN ESU	5,000.00	200.00	3,058.00	61.16	1,942.00
2190	OTHER PUPIL SUPPORT SERV	5,000.00	200.00	3,058.00	61.16	1,942.00
2213	<b>EMPLOYEE TRAINING AND DEVELOP SERIES</b>					
01 2213 330 000 0 000	REGISTRATIONS/TRAINING FEES	1,000.00	0.00	775.00	77.50	225.00
330	REGISTRATIONS/TRAINING FEES	1,000.00	0.00	775.00	77.50	225.00
2213	EMPLOYEE TRAINING AND DEVELOP SERIES	1,000.00	0.00	775.00	77.50	225.00
2220	<b>LIBRARY</b>					
01 2220 111 000 0 000	LIBRARIAN SALARY	61,704.00	4,666.96	37,335.68	60.51	24,368.32
111	SALARIES/TEACHER-PROF.STAFF	61,704.00	4,666.96	37,335.68	60.51	24,368.32
01 2220 151 000 1 000	ADDITIONAL COMP/TEACHERS	18,496.00	1,541.33	12,330.64	66.67	6,165.36
151	ADDITIONAL COMP/TEACHERS	18,496.00	1,541.33	12,330.64	66.67	6,165.36
01 2220 221 000 0 000	SOCIAL SECURITY	5,000.00	297.79	2,380.20	47.60	2,619.80
01 2220 221 000 1 000	SOCIAL SECURITY/TEACHERS, PROF.STAFF	0.00	98.35	786.10	0.00	(786.10)
221	SOCIAL SECURITY/TEACHERS, PROF.STAFF	5,000.00	396.14	3,166.30	63.33	1,833.70
01 2220 231 000 0 000	RETIREMENT	8,000.00	375.45	3,003.60	37.55	4,996.40
01 2220 231 000 1 000	RETIREMENT/TEACH, PROF.STAFF	0.00	124.54	996.32	0.00	(996.32)
231	RETIREMENT/TEACH, PROF.STAFF	8,000.00	499.99	3,999.92	50.00	4,000.08
01 2220 610 000 0 000	SUPPLIES	1,000.00	0.00	0.00	26.79	1,000.00
610	SUPPLIES	1,000.00	0.00	0.00	26.79	1,000.00
01 2220 640 000 0 000	BOOKS AND PERIODICALS	14,000.00	0.00	59.00	0.42	13,941.00
01 2220 640 001 0 000	BOOKS AND PERIODICALS	0.00	0.00	312.66	0.00	(312.66)
01 2220 640 013 0 000	BOOKS AND PERIODICALS	0.00	0.00	278.71	0.00	(278.71)
01 2220 640 014 0 000	BOOKS AND PERIODICALS	0.00	0.00	109.11	0.00	(109.11)
640	BOOKS AND PERIODICALS	14,000.00	0.00	759.48	5.42	13,240.52
01 2220 641 000 0 000	EBOOKS	800.00	0.00	0.00	125.55	800.00
641	E BOOKS	800.00	0.00	0.00	125.55	800.00
01 2220 735 000 0 000	COMPUTER (SOFTWARE)	0.00	0.00	4,590.72	0.00	(4,590.72)
735	COMPUTER (SOFTWARE)	0.00	0.00	4,590.72	0.00	(4,590.72)
2220	LIBRARY	109,000.00	7,104.42	62,182.74	58.22	46,817.26
2224	<b>EDUCATIONAL TV SERVICES</b>					
01 2224 382 000 0 000	TELEPHONE	35,000.00	2,162.33	17,400.64	49.72	17,599.36
382	TELEPHONE	35,000.00	2,162.33	17,400.64	49.72	17,599.36
2224	EDUCATIONAL TV SERVICES	35,000.00	2,162.33	17,400.64	49.72	17,599.36
2310	<b>BOARD OF EDUCATION</b>					
01 2310 330 000 0 000	REGISTRATIONS/TRAINING FEES	2,000.00	0.00	1,178.00	58.90	822.00
330	REGISTRATIONS/TRAINING FEES	2,000.00	0.00	1,178.00	58.90	822.00
01 2310 340 000 0 000	CONTRACTED OR SECURED SERVICES	0.00	0.00	3,648.00	0.00	(3,648.00)
340	OTHER PROFESSIONAL SERVICES	0.00	0.00	3,648.00	0.00	(3,648.00)
01 2310 350 000 0 000	ACCOUNTING & AUDITING SERVICES	40,000.00	0.00	40,000.00	100.00	0.00

05/08/2026 11:09 AM

Budget VS Actual EOM April 2026

User ID: 262

Account Number	Account Description	Revised Budget	During Month	To Date	% of Budget	Balance at EOM
350	TECHNICAL SERVICES	40,000.00	0.00	40,000.00	100.00	0.00
01 2310 580 000 0 000	TRAVEL EXPENSE AND MILEAGE	1,000.00	0.00	440.06	44.01	559.94
580	TRAVEL	1,000.00	0.00	440.06	44.01	559.94
01 2310 610 000 0 000	SUPPLIES	1,000.00	0.00	40.85	4.09	959.15
610	SUPPLIES	1,000.00	0.00	40.85	4.09	959.15
01 2310 650 000 0 000	TECHNOLOGY SUPPLIES	2,000.00	0.00	0.00	0.00	2,000.00
650	TECHNOLOGY SUPPLIES	2,000.00	0.00	0.00	0.00	2,000.00
01 2310 735 000 0 000	COMPUTER (SOFTWARE)	5,000.00	0.00	2,700.00	54.00	2,300.00
735	COMPUTER (SOFTWARE)	5,000.00	0.00	2,700.00	54.00	2,300.00
01 2310 810 000 0 000	DUES AND FEES	10,000.00	74.15	6,453.70	64.54	3,546.30
810	DUES AND FEES	10,000.00	74.15	6,453.70	64.54	3,546.30
01 2310 890 000 0 000	OTHER MISC OBJECTS	1,204,000.00	837.26	3,522.81	0.29	1,200,477.19
890	OTHER MISC SERVICES	1,204,000.00	837.26	3,522.81	0.29	1,200,477.19
2310	BOARD OF EDUCATION	1,265,000.00	911.41	57,983.42	4.58	1,207,016.58
2320	EXECUTIVE ADMINISTRATION					
01 2320 105 000 0 000	SALARY-SUPERINTENDENT	158,000.00	12,767.80	102,142.40	64.65	55,857.60
105	SALARY-SUPERINTENDENT	158,000.00	12,767.80	102,142.40	64.65	55,857.60
01 2320 110 000 0 000	SALARIES/NON-INSTRUCTIONAL	125,504.00	8,951.11	71,608.88	57.06	53,895.12
110	SALARIES/NON-INSTRUCTIONAL	125,504.00	8,951.11	71,608.88	57.06	53,895.12
01 2320 150 000 1 000	EXTRA DUTY SALARIES/NON-INSTRUCTIONAL	18,496.00	1,541.33	12,330.64	66.67	6,165.36
150	EXTRA DUTY SALARIES/NON-INSTRUCTIONAL	18,496.00	1,541.33	12,330.64	66.67	6,165.36
01 2320 151 000 1 000	ADDITIONAL COMP/TEACHERS	40,000.00	2,287.42	19,093.77	47.73	20,906.23
151	ADDITIONAL COMP/TEACHERS	40,000.00	2,287.42	19,093.77	47.73	20,906.23
01 2320 211 000 1 000	GROUP INSURANCE/TEACH., PROF. STAFF	500.00	40.25	360.19	72.04	139.81
211	GROUP INSURANCE/TEACH., PROF. STAFF	500.00	40.25	360.19	72.04	139.81
01 2320 215 000 0 000	GROUP INSURANCE/SUPERINTENDENTS	10,000.00	687.96	5,465.49	54.65	4,534.51
215	GROUP INSURANCE/SUPERINTENDENTS	10,000.00	687.96	5,465.49	54.65	4,534.51
01 2320 220 000 0 000	SOCIAL SECURITY/NON-INSTRUCTIONAL	10,000.00	661.25	5,290.00	52.90	4,710.00
01 2320 220 000 1 000	SOCIAL SECURITY/NON-INSTRUCTIONAL	0.00	113.70	909.60	0.00	(909.60)
220	SOCIAL SECURITY/NON-INSTRUCTIONAL	10,000.00	774.95	6,199.60	62.00	3,800.40
01 2320 221 000 0 000	SOCIAL SECURITY	2,000.00	0.00	0.00	0.00	2,000.00
01 2320 221 000 1 000	SOCIAL SECURITY/TEACHERS, PROF. STAFF	0.00	163.45	1,361.17	0.00	(1,361.17)
221	SOCIAL SECURITY/TEACHERS, PROF. STAFF	2,000.00	163.45	1,361.17	68.06	638.83
01 2320 225 000 0 000	SOCIAL SECURITY/SUPERINTENDENT	15,000.00	846.99	6,783.13	45.22	8,216.87
225	SOCIAL SECURITY/SUPERINTENDENT	15,000.00	846.99	6,783.13	45.22	8,216.87
01 2320 230 000 0 000	RETIREMENT/NON-INSTRUCTIONAL	15,000.00	720.35	5,762.80	38.42	9,237.20
230	RETIREMENT/NON-INSTRUCTIONAL	15,000.00	720.35	5,762.80	38.42	9,237.20
01 2320 231 000 0 000	RETIREMENT	3,000.00	0.00	0.00	0.00	3,000.00
01 2320 231 000 1 000	RETIREMENT/TEACH, PROF. STAFF	0.00	124.47	995.76	0.00	(995.76)
231	RETIREMENT/TEACH, PROF. STAFF	3,000.00	124.47	995.76	33.19	2,004.24
01 2320 235 000 0 000	RETIREMENT/SUPERINTENDENTS	15,000.00	1,028.18	8,225.44	54.84	6,774.56
235	RETIREMENT/SUPERINTENDENTS	15,000.00	1,028.18	8,225.44	54.84	6,774.56
01 2320 330 000 0 000	REGISTRATIONS/TRAINING	1,000.00	0.00	428.00	82.60	572.00
330	REGISTRATIONS/TRAINING FEES	1,000.00	0.00	428.00	82.60	572.00
01 2320 350 000 0 000	OTHER PROPERTY SERVICES	8,000.00	290.00	2,341.00	29.26	5,659.00
350	TECHNICAL SERVICES	8,000.00	290.00	2,341.00	29.26	5,659.00
01 2320 382 000 0 000	TELEPHONE	0.00	0.00	465.12	0.00	(465.12)
382	TELEPHONE	0.00	0.00	465.12	0.00	(465.12)
01 2320 530 000 0 000	OTHER COMMUNICATIONS	10,000.00	0.00	249.99	2.50	9,750.01
530	OTHER COMMUNICATIONS	10,000.00	0.00	249.99	2.50	9,750.01
01 2320 540 000 0 000	ADVERTISING AND PRINTING	6,000.00	185.28	2,525.91	42.10	3,474.09
540	ADVERTISING AND PRINTING	6,000.00	185.28	2,525.91	42.10	3,474.09
01 2320 580 000 0 000	TRAVEL EXPENSE AND MILEAGE	5,000.00	0.00	667.21	13.34	4,332.79
580	TRAVEL	5,000.00	0.00	667.21	13.34	4,332.79
01 2320 610 000 0 000	SUPPLIES	1,000.00	5.00	1,711.96	171.20	(711.96)

05/08/2026 11:09 AM

Budget VS Actual EOM April 2026

User ID: 262

Account Number	Account Description	Revised Budget	During Month	To Date	% of Budget	Balance at EOM
01 2320 610 001 0 000	SUPPLIES	0.00	0.00	73.18	0.00	(73.18)
610	SUPPLIES	1,000.00	5.00	1,785.14	178.51	(785.14)
01 2320 626 000 0 000	GAS AND OIL	500.00	0.00	0.00	0.00	500.00
626	GAS AND OIL	500.00	0.00	0.00	0.00	500.00
01 2320 810 000 0 000	DUES AND FEES	3,000.00	0.00	3,143.00	109.60	(143.00)
810	DUES AND FEES	3,000.00	0.00	3,143.00	109.60	(143.00)
01 2320 890 000 0 000	OTHER MISC OBJECTS	3,000.00	133.09	2,763.59	92.12	236.41
890	OTHER MISC SERVICES	3,000.00	133.09	2,763.59	92.12	236.41
2320	EXECUTIVE ADMINISTRATION	450,000.00	30,547.63	254,698.23	56.72	195,301.77
2330	DIST LEGAL SERVICES					
01 2330 317 000 0 000	LEGAL SERVICES	75,000.00	1,677.00	16,223.88	21.63	58,776.12
317	LEGAL SERVICES	75,000.00	1,677.00	16,223.88	21.63	58,776.12
2330	DIST LEGAL SERVICES	75,000.00	1,677.00	16,223.88	21.63	58,776.12
2410	OFFICE OF THE PRINCIPAL					
01 2410 110 000 0 000	SALARIES/NON-INSTRUCTIONAL	105,000.00	0.00	0.00	0.00	105,000.00
01 2410 110 001 0 000	SALARIES/NON-INSTRUCTIONAL	0.00	2,854.13	22,754.30	0.00	(22,754.30)
01 2410 110 013 0 000	SALARIES/NON-INSTRUCTIONAL	0.00	3,321.16	25,416.87	0.00	(25,416.87)
01 2410 110 014 0 000	SALARIES/NON-INSTRUCTIONAL	0.00	1,886.29	14,244.04	0.00	(14,244.04)
01 2410 110 015 0 000	SALARIES/NON-INSTRUCTIONAL	0.00	2,381.26	19,439.99	0.00	(19,439.99)
110	SALARIES/NON-INSTRUCTIONAL	105,000.00	10,442.84	81,855.20	77.96	23,144.80
01 2410 111 000 0 000	PRINCIPAL'S SALARIES	300,000.00	0.00	0.00	0.00	300,000.00
01 2410 111 001 0 000	SALARIES/TEACHER-PROF.STAFF	0.00	8,272.51	66,180.08	0.00	(66,180.08)
01 2410 111 013 0 000	SALARIES/TEACHER-PROF.STAFF	0.00	7,475.30	59,802.40	0.00	(59,802.40)
01 2410 111 014 0 000	SALARIES/TEACHER-PROF.STAFF	0.00	3,811.16	30,489.28	0.00	(30,489.28)
01 2410 111 015 0 000	SALARIES/TEACHER-PROF.STAFF	0.00	6,858.83	54,870.64	0.00	(54,870.64)
111	SALARIES/TEACHER-PROF.STAFF	300,000.00	26,417.80	211,342.40	70.45	88,657.60
01 2410 130 000 0 000	OVERTIME SALARIES	5,000.00	0.00	0.00	0.00	5,000.00
01 2410 130 001 0 000	OVERTIME SALARIES/NON-INSTRUCTIONAL	0.00	365.15	1,430.23	0.00	(1,430.23)
01 2410 130 013 0 000	OVERTIME SALARIES/NON-INSTRUCTIONAL	0.00	367.24	1,318.37	0.00	(1,318.37)
01 2410 130 014 0 000	OVERTIME SALARIES/NON-INSTRUCTIONAL	0.00	112.13	214.56	0.00	(214.56)
01 2410 130 015 0 000	OVERTIME SALARIES/NON-INSTRUCTIONAL	0.00	7.34	146.45	0.00	(146.45)
130	OVERTIME SALARIES/NON-INSTRUCTIONAL	5,000.00	851.86	3,109.61	62.19	1,890.39
01 2410 150 000 1 000	ADDITIONAL COMP/NON-INSTRUCTIONAL	51,500.00	0.00	0.00	0.00	51,500.00
150	EXTRA DUTY SALARIES/NON-INSTRUCTIONAL	51,500.00	0.00	0.00	0.00	51,500.00
01 2410 151 000 1 000	ADDITIONAL COMP/TEACHERS	80,000.00	0.00	0.00	0.00	80,000.00
01 2410 151 001 1 000	ADDITIONAL COMP/TEACHERS	0.00	2,354.45	18,835.60	0.00	(18,835.60)
01 2410 151 013 1 000	ADDITIONAL COMP/TEACHERS	0.00	2,208.81	17,670.48	0.00	(17,670.48)
01 2410 151 014 1 000	ADDITIONAL COMP/TEACHERS	0.00	1,605.55	12,844.40	0.00	(12,844.40)
01 2410 151 015 1 000	ADDITIONAL COMP/TEACHERS	0.00	2,354.45	18,835.60	0.00	(18,835.60)
151	ADDITIONAL COMP/TEACHERS	80,000.00	8,523.26	68,186.08	85.23	11,813.92
01 2410 210 000 0 000	GROUP INSURANCE-NON INSTRUCTIONAL	8,000.00	0.00	0.00	0.00	8,000.00
01 2410 210 013 0 000	GROUP INSURANCE-NON INSTRUCTIONAL	0.00	739.95	5,819.87	0.00	(5,819.87)
210	GROUP INSURANCE-NON INSTRUCTIONAL	8,000.00	739.95	5,819.87	72.75	2,180.13
01 2410 211 000 0 000	GROUP INSURANCE	18,000.00	0.00	0.00	0.00	18,000.00
01 2410 211 001 0 000	GROUP INSURANCE/TEACH., PROF.STAFF	0.00	663.04	5,145.16	0.00	(5,145.16)
01 2410 211 015 0 000	GROUP INSURANCE/TEACH., PROF.STAFF	0.00	636.47	5,120.32	0.00	(5,120.32)
01 2410 211 001 1 000	GROUP INSURANCE/TEACH., PROF.STAFF	0.00	65.17	505.73	0.00	(505.73)
01 2410 211 013 1 000	GROUP INSURANCE/TEACH., PROF.STAFF	0.00	133.91	1,171.01	0.00	(1,171.01)
01 2410 211 015 1 000	GROUP INSURANCE/TEACH., PROF.STAFF	0.00	75.45	607.03	0.00	(607.03)
211	GROUP INSURANCE/TEACH., PROF.STAFF	18,000.00	1,574.04	12,549.25	69.72	5,450.75
01 2410 220 000 0 000	SOCIAL SECURITY/NON-INSTRUCTIONAL	10,000.00	0.00	0.00	0.00	10,000.00
01 2410 220 001 0 000	SOCIAL SECURITY/NON-INSTRUCTIONAL	0.00	239.33	1,802.62	0.00	(1,802.62)
01 2410 220 013 0 000	SOCIAL SECURITY/NON-	0.00	266.50	1,558.98	0.00	(1,558.98)

05/08/2026 11:09 AM

Budget VS Actual EOM April 2026

User ID: 262

Account Number	Account Description	Revised Budget	During Month	To Date	% of Budget	Balance at EOM
INSTRUCTIONAL						
01 2410 220 014 0 000	SOCIAL SECURITY/NON-INSTRUCTIONAL	0.00	148.23	1,076.13	0.00	(1,076.13)
01 2410 220 015 0 000	SOCIAL SECURITY/NON-INSTRUCTIONAL	0.00	182.73	1,498.39	0.00	(1,498.39)
220	SOCIAL SECURITY/NON-INSTRUCTIONAL	10,000.00	836.79	5,936.12	59.36	4,063.88
01 2410 221 000 0 000	SOCIAL SECURITY	35,000.00	0.00	0.00	0.00	35,000.00
01 2410 221 001 0 000	SOCIAL SECURITY/TEACHERS, PROF. STAFF	0.00	504.73	4,068.61	0.00	(4,068.61)
01 2410 221 013 0 000	SOCIAL SECURITY/TEACHERS, PROF. STAFF	0.00	571.86	4,574.88	0.00	(4,574.88)
01 2410 221 014 0 000	SOCIAL SECURITY/TEACHERS, PROF. STAFF	0.00	283.94	2,273.50	0.00	(2,273.50)
01 2410 221 015 0 000	SOCIAL SECURITY/TEACHERS, PROF. STAFF	0.00	512.38	4,098.34	0.00	(4,098.34)
01 2410 221 001 1 000	SOCIAL SECURITY/TEACHERS, PROF. STAFF	0.00	164.19	1,318.74	0.00	(1,318.74)
01 2410 221 013 1 000	SOCIAL SECURITY/TEACHERS, PROF. STAFF	0.00	166.13	1,254.21	0.00	(1,254.21)
01 2410 221 014 1 000	SOCIAL SECURITY/TEACHERS, PROF. STAFF	0.00	119.33	956.79	0.00	(956.79)
01 2410 221 015 1 000	SOCIAL SECURITY/TEACHERS, PROF. STAFF	0.00	178.65	1,429.06	0.00	(1,429.06)
221	SOCIAL SECURITY/TEACHERS, PROF. STAFF	35,000.00	2,501.21	19,974.13	57.07	15,025.87
01 2410 230 000 0 000	RETIREMENT/NON-INSTRUCTIONAL	12,000.00	0.00	0.00	0.00	12,000.00
01 2410 230 001 0 000	RETIREMENT/NON-INSTRUCTIONAL	0.00	259.02	1,945.34	0.00	(1,945.34)
01 2410 230 013 0 000	RETIREMENT/NON-INSTRUCTIONAL	0.00	296.86	2,150.88	0.00	(2,150.88)
01 2410 230 014 0 000	RETIREMENT/NON-INSTRUCTIONAL	0.00	160.71	1,162.17	0.00	(1,162.17)
01 2410 230 015 0 000	RETIREMENT/NON-INSTRUCTIONAL	0.00	191.96	1,574.28	0.00	(1,574.28)
230	RETIREMENT/NON-INSTRUCTIONAL	12,000.00	908.55	6,832.67	56.94	5,167.33
01 2410 231 000 0 000	RETIREMENT	33,000.00	0.00	0.00	0.00	33,000.00
01 2410 231 001 0 000	RETIREMENT/TEACH, PROF. STAFF	0.00	666.01	5,328.08	0.00	(5,328.08)
01 2410 231 013 0 000	RETIREMENT/TEACH, PROF. STAFF	0.00	601.83	4,814.64	0.00	(4,814.64)
01 2410 231 014 0 000	RETIREMENT/TEACH, PROF. STAFF	0.00	306.81	2,454.48	0.00	(2,454.48)
01 2410 231 015 0 000	RETIREMENT/TEACH, PROF. STAFF	0.00	552.13	4,417.04	0.00	(4,417.04)
231	RETIREMENT/TEACH, PROF. STAFF	33,000.00	2,126.78	17,014.24	51.56	15,985.76
01 2410 330 000 0 000	REGISTRATIONS/TRAINING	0.00	0.00	305.00	0.00	(305.00)
01 2410 330 015 0 000	REGISTRATIONS/TRAINING FEES	0.00	0.00	0.00	0.00	0.00
330	REGISTRATIONS/TRAINING FEES	0.00	0.00	305.00	0.00	(305.00)
01 2410 350 000 0 000	OTHER PURCHASED SERVICES	2,000.00	0.00	0.00	0.00	2,000.00
350	TECHNICAL SERVICES	2,000.00	0.00	0.00	0.00	2,000.00
01 2410 580 000 0 000	TRAVEL EXPENSE AND MILEAGE	5,000.00	0.00	0.00	0.00	5,000.00
580	TRAVEL	5,000.00	0.00	0.00	0.00	5,000.00
01 2410 610 000 0 000	SUPPLIES	25,000.00	0.00	0.00	0.73	25,000.00
01 2410 610 001 0 000	SUPPLIES	0.00	139.56	944.58	0.00	(944.58)
01 2410 610 013 0 000	SUPPLIES	0.00	0.00	0.00	0.00	0.00
01 2410 610 014 0 000	SUPPLIES	0.00	0.00	0.00	0.00	0.00
01 2410 610 015 0 000	SUPPLIES	0.00	0.00	0.00	0.00	0.00
610	SUPPLIES	25,000.00	139.56	944.58	9.88	24,055.42
01 2410 810 000 0 000	DUES AND FEES	6,000.00	0.00	870.00	17.00	5,130.00
01 2410 810 001 0 000	DUES AND FEES	0.00	0.00	368.00	0.00	(368.00)
01 2410 810 013 0 000	DUES AND FEES	0.00	0.00	368.00	0.00	(368.00)
01 2410 810 014 0 000	DUES AND FEES	0.00	0.00	368.00	0.00	(368.00)
01 2410 810 015 0 000	DUES AND FEES	0.00	0.00	368.00	0.00	(368.00)
810	DUES AND FEES	6,000.00	0.00	2,342.00	41.53	3,658.00
01 2410 890 000 0 000	OTHER MISC OBJECTS	4,500.00	0.00	0.00	0.00	4,500.00
01 2410 890 001 0 000	OTHER MISC OBJECTS	0.00	0.00	1,058.63	0.00	(1,058.63)
01 2410 890 014 0 000	OTHER MISC OBJECTS	0.00	0.00	148.01	0.00	(148.01)
890	OTHER MISC SERVICES	4,500.00	0.00	1,206.64	30.38	3,293.36
2410	OFFICE OF THE PRINCIPAL	700,000.00	55,062.64	437,417.79	62.75	262,582.21
2580	ADMIN TECH SERVICES					
01 2580 530 000 0 000	OTHER COMMUNICATIONS	0.00	0.00	0.00	0.00	0.00
530	OTHER COMMUNICATIONS	0.00	0.00	0.00	0.00	0.00
2580	ADMIN TECH SERVICES	0.00	0.00	0.00	0.00	0.00
2610	OPERATION OF PLANT					
01 2610 110 000 0 000	SALARIES/NON-INSTRUCTIONAL	450,000.00	5,363.65	42,909.20	9.54	407,090.80

05/08/2026 11:09 AM

Budget VS Actual EOM April 2026

User ID: 262

Account Number	Account Description	Revised Budget	During Month	To Date	% of Budget	Balance at EOM
01 2610 110 001 0 000	SALARIES/NON-INSTRUCTIONAL	0.00	7,466.16	59,635.74	0.00	(59,635.74)
01 2610 110 013 0 000	SALARIES/NON-INSTRUCTIONAL	0.00	6,682.87	53,847.37	0.00	(53,847.37)
01 2610 110 014 0 000	SALARIES/NON-INSTRUCTIONAL	0.00	4,749.07	37,456.83	0.00	(37,456.83)
01 2610 110 015 0 000	SALARIES/NON-INSTRUCTIONAL	0.00	11,321.40	84,871.58	0.00	(84,871.58)
110	SALARIES/NON-INSTRUCTIONAL	450,000.00	35,583.15	278,720.72	61.94	171,279.28
01 2610 130 000 0 000	OVERTIME SALARIES	10,000.00	0.00	0.00	0.00	10,000.00
01 2610 130 001 0 000	OVERTIME SALARIES/NON-INSTRUCTIONAL	0.00	2.25	481.11	0.00	(481.11)
01 2610 130 013 0 000	OVERTIME SALARIES/NON-INSTRUCTIONAL	0.00	201.20	2,441.34	0.00	(2,441.34)
01 2610 130 014 0 000	OVERTIME SALARIES/NON-INSTRUCTIONAL	0.00	25.65	104.14	0.00	(104.14)
01 2610 130 015 0 000	OVERTIME SALARIES/NON-INSTRUCTIONAL	0.00	116.36	894.53	0.00	(894.53)
130	OVERTIME SALARIES/NON-INSTRUCTIONAL	10,000.00	345.46	3,921.12	39.21	6,078.88
01 2610 150 000 1 000	EXTRA DUTY SALARIES/NON-INSTRUCTIONAL	155,000.00	813.13	6,504.97	4.20	148,495.03
01 2610 150 013 1 000	FLAT SALARIES/NON-INSTRUCTIONAL	0.00	3,082.66	24,661.28	0.00	(24,661.28)
01 2610 150 014 1 000	FLAT SALARIES/NON-INSTRUCTIONAL	0.00	2,312.00	18,496.00	0.00	(18,496.00)
01 2610 150 015 1 000	FLAT SALARIES/NON-INSTRUCTIONAL	0.00	5,394.65	40,975.07	0.00	(40,975.07)
150	EXTRA DUTY SALARIES/NON-INSTRUCTIONAL	155,000.00	11,602.44	90,637.32	58.48	64,362.68
01 2610 151 000 1 000	ADDITIONAL COMP/TEACHERS	20,000.00	0.00	0.00	0.00	20,000.00
01 2610 151 001 1 000	ADDITIONAL COMP/TEACHERS	0.00	3,082.66	24,661.28	0.00	(24,661.28)
151	ADDITIONAL COMP/TEACHERS	20,000.00	3,082.66	24,661.28	123.31	(4,661.28)
01 2610 210 000 0 000	GROUP INSURANCE-NON INSTRUCTIONAL	30,000.00	617.35	4,824.39	16.08	25,175.61
01 2610 210 000 1 000	GROUP INSURANCE-NON INSTRUCTIONAL	0.00	93.59	731.38	0.00	(731.38)
210	GROUP INSURANCE-NON INSTRUCTIONAL	30,000.00	710.94	5,555.77	18.52	24,444.23
01 2610 220 000 0 000	SOCIAL SECURITY/NON-INSTRUCTIONAL	45,000.00	388.59	3,112.72	6.92	41,887.28
01 2610 220 001 0 000	SOCIAL SECURITY/NON-INSTRUCTIONAL	0.00	560.75	4,514.54	0.00	(4,514.54)
01 2610 220 013 0 000	SOCIAL SECURITY/NON-INSTRUCTIONAL	0.00	520.17	4,254.77	0.00	(4,254.77)
01 2610 220 014 0 000	SOCIAL SECURITY/NON-INSTRUCTIONAL	0.00	360.00	2,772.05	0.00	(2,772.05)
01 2610 220 015 0 000	SOCIAL SECURITY/NON-INSTRUCTIONAL	0.00	820.61	6,071.40	0.00	(6,071.40)
01 2610 220 000 1 000	SOCIAL SECURITY/NON-INSTRUCTIONAL	0.00	58.91	471.86	0.00	(471.86)
01 2610 220 013 1 000	SOCIAL SECURITY/NON-INSTRUCTIONAL	0.00	232.71	1,861.28	0.00	(1,861.28)
01 2610 220 014 1 000	SOCIAL SECURITY/NON-INSTRUCTIONAL	0.00	174.25	1,366.87	0.00	(1,366.87)
01 2610 220 015 1 000	SOCIAL SECURITY/NON-INSTRUCTIONAL	0.00	387.34	2,900.10	0.00	(2,900.10)
220	SOCIAL SECURITY/NON-INSTRUCTIONAL	45,000.00	3,503.33	27,325.59	60.72	17,674.41
01 2610 221 000 0 000	SOCIAL SECURITY	1,000.00	0.00	0.00	0.00	1,000.00
01 2610 221 001 1 000	SOCIAL SECURITY/TEACHERS, PROF. STAFF	0.00	230.65	1,844.84	0.00	(1,844.84)
221	SOCIAL SECURITY/TEACHERS, PROF. STAFF	1,000.00	230.65	1,844.84	184.48	(844.84)
01 2610 230 000 0 000	RETIREMENT/NON-INSTRUCTIONAL	45,000.00	431.70	3,453.61	7.67	41,546.39
01 2610 230 001 0 000	RETIREMENT/NON-INSTRUCTIONAL	0.00	467.99	3,688.08	0.00	(3,688.08)
01 2610 230 013 0 000	RETIREMENT/NON-INSTRUCTIONAL	0.00	553.90	4,406.92	0.00	(4,406.92)
01 2610 230 014 0 000	RETIREMENT/NON-INSTRUCTIONAL	0.00	384.10	3,021.38	0.00	(3,021.38)
01 2610 230 015 0 000	RETIREMENT/NON-INSTRUCTIONAL	0.00	920.16	6,864.58	0.00	(6,864.58)
01 2610 230 013 1 000	RETIREMENT/NON-INSTRUCTIONAL	0.00	124.54	996.32	0.00	(996.32)
01 2610 230 014 1 000	RETIREMENT/NON-INSTRUCTIONAL	0.00	62.27	498.16	0.00	(498.16)
01 2610 230 015 1 000	RETIREMENT/NON-INSTRUCTIONAL	0.00	311.35	2,490.80	0.00	(2,490.80)
230	RETIREMENT/NON-INSTRUCTIONAL	45,000.00	3,256.01	25,419.85	56.49	19,580.15
01 2610 340 000 0 000	CONTRACTED OR SECURED SERVICES	10,000.00	0.00	1,818.18	18.18	8,181.82
01 2610 340 001 0 000	CONTRACTED OR SECURED SERVICES	0.00	0.00	3,773.80	0.00	(3,773.80)
01 2610 340 013 0 000	CONTRACTED OR SECURED SERVICES	0.00	0.00	743.29	0.00	(743.29)
01 2610 340 014 0 000	CONTRACTED OR SECURED SERVICES	0.00	0.00	1,410.75	0.00	(1,410.75)

Account Number	Account Description	Revised Budget	During Month	To Date	% of Budget	Balance at EOM
<b>SERVICES</b>						
01 2610 340 015 0 000	CONTRACTED OR SECURED SERVICES	0.00	0.00	321.40	0.00	(321.40)
340	OTHER PROFESSIONAL SERVICES	10,000.00	0.00	8,067.42	80.67	1,932.58
01 2610 382 000 0 000	TELEPHONE	60,000.00	1,074.96	11,263.46	19.92	48,736.54
382	TELEPHONE	60,000.00	1,074.96	11,263.46	19.92	48,736.54
01 2610 410 000 0 000	WATER AND SEWER	60,000.00	1,821.92	57,172.69	95.29	2,827.31
410	WATER AND SEWER	60,000.00	1,821.92	57,172.69	95.29	2,827.31
01 2610 420 000 0 000	GROUNDS MAINTENANCE	500.00	0.00	0.00	0.00	500.00
420	GROUNDS MAINTENANCE	500.00	0.00	0.00	0.00	500.00
01 2610 440 000 0 000	RENTALS OR LEASES	1,000.00	0.00	0.00	0.00	1,000.00
440	RENTALS/LEASES	1,000.00	0.00	0.00	0.00	1,000.00
01 2610 443 000 0 000	RENTALS	2,000.00	353.46	880.92	44.05	1,119.08
443	RENTALS	2,000.00	353.46	880.92	44.05	1,119.08
01 2610 520 000 0 000	PROPERTY INSURANCE	180,000.00	0.00	198,956.00	110.53	(18,956.00)
520	PROPERTY INSURANCE	180,000.00	0.00	198,956.00	110.53	(18,956.00)
01 2610 531 000 0 000	POSTAGE	13,000.00	3.00	702.26	5.40	12,297.74
531	POSTAGE	13,000.00	3.00	702.26	5.40	12,297.74
01 2610 610 000 0 000	SUPPLIES	110,000.00	4,202.88	12,544.35	11.65	97,455.65
01 2610 610 001 0 000	SUPPLIES	0.00	4,400.63	27,392.40	0.00	(27,392.40)
01 2610 610 013 0 000	SUPPLIES	0.00	669.07	6,465.50	0.00	(6,465.50)
01 2610 610 014 0 000	SUPPLIES	0.00	0.00	640.80	0.00	(640.80)
01 2610 610 015 0 000	SUPPLIES	0.00	2,262.40	17,861.10	0.00	(17,861.10)
610	SUPPLIES	110,000.00	11,534.98	64,904.15	59.49	45,095.85
01 2610 621 000 0 000	UTILITIES	195,600.00	13,957.22	95,252.63	48.70	100,347.37
621	NATURAL GAS	195,600.00	13,957.22	95,252.63	48.70	100,347.37
01 2610 890 000 0 000	OTHER MISC OBJECTS	70,000.00	0.00	159.54	0.23	69,840.46
890	OTHER MISC SERVICES	70,000.00	0.00	159.54	0.23	69,840.46
2610	OPERATION OF PLANT	1,458,100.00	87,060.18	895,445.56	61.50	562,654.44
2620	MAINTENANCE OF PLANT					
01 2620 340 000 0 000	CONTRACTED OR SECURED SERVICES	57,900.00	0.00	1,890.50	3.27	56,009.50
01 2620 340 001 0 000	CONTRACTED OR SECURED SERVICES	0.00	453.75	10,019.07	0.00	(10,019.07)
01 2620 340 013 0 000	CONTRACTED OR SECURED SERVICES	0.00	0.00	341.70	0.00	(341.70)
01 2620 340 015 0 000	CONTRACTED OR SECURED SERVICES	0.00	0.00	4,905.47	0.00	(4,905.47)
340	OTHER PROFESSIONAL SERVICES	57,900.00	453.75	17,156.74	29.63	40,743.26
01 2620 610 001 0 000	SUPPLIES	8,000.00	0.00	1,459.28	18.24	6,540.72
01 2620 610 014 0 000	SUPPLIES	0.00	0.00	504.00	0.00	(504.00)
01 2620 610 015 0 000	SUPPLIES	0.00	0.00	292.00	0.00	(292.00)
610	SUPPLIES	8,000.00	0.00	2,255.28	28.19	5,744.72
01 2620 734 000 0 000	COMPUTER EQUIP(HARDWARE)	0.00	0.00	3,603.34	0.00	(3,603.34)
734	COMPUTER EQUIP(HARDWARE)	0.00	0.00	3,603.34	0.00	(3,603.34)
01 2620 890 000 0 000	OTHER MISC OBJECTS	10,000.00	1,352.00	1,553.63	15.54	8,446.37
01 2620 890 001 0 000	OTHER MISC OBJECTS	0.00	200.00	1,240.00	0.00	(1,240.00)
01 2620 890 013 0 000	OTHER MISC OBJECTS	0.00	0.00	1,117.98	0.00	(1,117.98)
890	OTHER MISC SERVICES	10,000.00	1,552.00	3,911.61	39.12	6,088.39
2620	MAINTENANCE OF PLANT	75,900.00	2,005.75	26,926.97	35.48	48,973.03
2630	CARE/UPKEEP GROUNDS					
01 2630 340 000 0 000	PROFESSIONAL/TECHNICAL SERVICES	10,000.00	0.00	0.00	0.00	10,000.00
340	OTHER PROFESSIONAL SERVICES	10,000.00	0.00	0.00	0.00	10,000.00
01 2630 420 000 0 000	GROUNDS MAINTENANCE	25,000.00	0.00	0.00	0.00	25,000.00
01 2630 420 014 0 000	GROUNDS MAINTENANCE	0.00	0.00	450.00	0.00	(450.00)
01 2630 420 015 0 000	GROUNDS MAINTENANCE	0.00	0.00	750.00	0.00	(750.00)
420	GROUNDS MAINTENANCE	25,000.00	0.00	1,200.00	4.80	23,800.00
01 2630 739 000 0 000	OTHER EQUIPMENT	30,000.00	0.00	0.00	0.00	30,000.00
739	OTHER EQUIPMENT	30,000.00	0.00	0.00	0.00	30,000.00
01 2630 890 000 0 000	OTHER MISC SERVICES	1,000.00	0.00	900.00	90.00	100.00
890	OTHER MISC SERVICES	1,000.00	0.00	900.00	90.00	100.00
2630	CARE/UPKEEP GROUNDS	66,000.00	0.00	2,100.00	3.18	63,900.00

05/08/2026 11:09 AM

Budget VS Actual EOM April 2026

User ID: 262

Account Number	Account Description	Revised Budget	During Month	To Date	% of Budget	Balance at EOM
<b>2650</b>	<b>VEHICLE ACQUISITION,SERV,MTNCE</b>					
01 2650 340 000 0 000	OTHER PROFESSIONAL SERVICES	260,000.00	0.00	0.00	0.00	260,000.00
340	OTHER PROFESSIONAL SERVICES	260,000.00	0.00	0.00	0.00	260,000.00
2650	VEHICLE ACQUISITION,SERV,MTNCE	260,000.00	0.00	0.00	0.00	260,000.00
<b>2660</b>	<b>SECURITY</b>					
01 2660 350 000 0 000	TECHNICAL SERVICES	20,000.00	0.00	0.00	0.00	20,000.00
350	TECHNICAL SERVICES	20,000.00	0.00	0.00	0.00	20,000.00
2660	SECURITY	20,000.00	0.00	0.00	0.00	20,000.00
<b>2710</b>	<b>REGULAR PUPIL TRANSPORTATION</b>					
01 2710 110 000 0 000	SALARIES/NON-INSTRUCTIONAL	25,000.00	2,106.75	22,767.00	91.07	2,233.00
01 2710 110 001 0 000	SALARIES/NON-INSTRUCTIONAL	0.00	0.00	1,612.75	0.00	(1,612.75)
01 2710 110 015 0 000	SALARIES/NON-INSTRUCTIONAL	0.00	0.00	475.50	0.00	(475.50)
110	SALARIES/NON-INSTRUCTIONAL	25,000.00	2,106.75	24,855.25	99.42	144.75
01 2710 210 000 0 000	GROUP INSURANCE-NON INSTRUCTIONAL	0.00	32.63	289.03	0.00	(289.03)
01 2710 210 001 0 000	GROUP INSURANCE-NON INSTRUCTIONAL	0.00	0.00	16.92	0.00	(16.92)
210	GROUP INSURANCE-NON INSTRUCTIONAL	0.00	32.63	305.95	0.00	(305.95)
01 2710 220 000 0 000	SOCIAL SECURITY/NON-INSTRUCTIONAL	0.00	158.01	1,683.25	0.00	(1,683.25)
01 2710 220 001 0 000	SOCIAL SECURITY/NON-INSTRUCTIONAL	0.00	0.00	120.13	0.00	(120.13)
01 2710 220 015 0 000	SOCIAL SECURITY/NON-INSTRUCTIONAL	0.00	0.00	32.77	0.00	(32.77)
220	SOCIAL SECURITY/NON-INSTRUCTIONAL	0.00	158.01	1,836.15	0.00	(1,836.15)
01 2710 230 000 0 000	RETIREMENT/NON-INSTRUCTIONAL	0.00	137.09	1,414.39	0.00	(1,414.39)
01 2710 230 001 0 000	RETIREMENT/NON-INSTRUCTIONAL	0.00	0.00	78.05	0.00	(78.05)
01 2710 230 015 0 000	RETIREMENT/NON-INSTRUCTIONAL	0.00	0.00	38.44	0.00	(38.44)
230	RETIREMENT/NON-INSTRUCTIONAL	0.00	137.09	1,530.88	0.00	(1,530.88)
01 2710 332 000 0 000	MILEAGE TO PARENTS	166,000.00	0.00	0.00	0.00	166,000.00
01 2710 332 013 0 000	MILEAGE TO PARENTS	0.00	0.00	24,162.86	0.00	(24,162.86)
01 2710 332 014 0 000	MILEAGE TO PARENTS	0.00	0.00	33,642.00	0.00	(33,642.00)
01 2710 332 015 0 000	MILEAGE TO PARENTS	0.00	0.00	22,655.28	0.00	(22,655.28)
332	MILEAGE TO PARENTS	166,000.00	0.00	80,460.14	48.47	85,539.86
01 2710 340 000 0 000	PROFESSIONAL/TECHNICAL SERVICES	500.00	0.00	0.00	0.00	500.00
340	OTHER PROFESSIONAL SERVICES	500.00	0.00	0.00	0.00	500.00
01 2710 352 000 0 000	OTHER PROF/TECH SERVICES	12,000.00	868.00	8,024.38	66.87	3,975.62
352	OTHER PROF/STAFF DEVELOPMENT	12,000.00	868.00	8,024.38	66.87	3,975.62
01 2710 890 000 0 000	OTHER MISC OBJECTS	10,500.00	4,124.22	6,754.94	64.33	3,745.06
890	OTHER MISC SERVICES	10,500.00	4,124.22	6,754.94	64.33	3,745.06
2710	REGULAR PUPIL TRANSPORTATION	214,000.00	7,426.70	123,767.69	57.84	90,232.31
<b>2712</b>	<b>SCHOOL AGE SPEC ED TRANSPORT</b>					
01 2712 332 000 0 000	MILEAGE TO PARENTS	1,000.00	0.00	0.00	0.00	1,000.00
332	MILEAGE TO PARENTS	1,000.00	0.00	0.00	0.00	1,000.00
2712	SCHOOL AGE SPEC ED TRANSPORT	1,000.00	0.00	0.00	0.00	1,000.00
<b>2720</b>	<b>SAFETY MONITOR</b>					
01 2720 735 000 0 000	COMPUTER (SOFTWARE)	1,000.00	0.00	0.00	650.69	1,000.00
735	COMPUTER (SOFTWARE)	1,000.00	0.00	0.00	650.69	1,000.00
2720	SAFETY MONITOR	1,000.00	0.00	0.00	650.69	1,000.00
<b>2730</b>	<b>VEHICLE MAINTENANCE</b>					
01 2730 340 000 0 000	OTHER PROFESSIONAL SERVICES	40,000.00	550.28	9,766.16	24.42	30,233.84
340	OTHER PROFESSIONAL SERVICES	40,000.00	550.28	9,766.16	24.42	30,233.84
01 2730 580 000 0 000	TRAVEL	0.00	0.00	0.00	0.00	0.00
580	TRAVEL	0.00	0.00	0.00	0.00	0.00
01 2730 626 000 0 000	GAS AND OIL	50,000.00	602.46	25,607.99	51.22	24,392.01
626	GAS AND OIL	50,000.00	602.46	25,607.99	51.22	24,392.01
01 2730 890 000 0 000	OTHER MISC SERVICES	4,000.00	0.00	34,847.00	871.18	(30,847.00)
890	OTHER MISC SERVICES	4,000.00	0.00	34,847.00	871.18	(30,847.00)
2730	VEHICLE MAINTENANCE	94,000.00	1,152.74	70,221.15	74.70	23,778.85
<b>2900</b>	<b>MAINTENANCE OF BLDGS</b>					
01 2900 110 000 0 000	FOOD SERVICES	0.00	3,055.03	24,440.24	0.00	(24,440.24)

05/08/2026 11:09 AM

Budget VS Actual EOM April 2026

User ID: 262

Account Number	Account Description	Revised Budget	During Month	To Date	% of Budget	Balance at EOM
01 2900 110 001 0 000	FODD SERVICES	0.00	7,548.95	52,970.09	0.00	(52,970.09)
01 2900 110 013 0 000	FOOD SERVICES	0.00	3,914.59	28,661.75	0.00	(28,661.75)
01 2900 110 015 0 000	FOOD SERVICES	0.00	4,820.97	41,291.37	0.00	(41,291.37)
110	SALARIES/NON-INSTRUCTIONAL	0.00	19,339.54	147,363.45	0.00	(147,363.45)
01 2900 130 015 0 000	OVERTIME SALARIES/NON-INSTRUCTIONAL	0.00	0.00	44.46	0.00	(44.46)
130	OVERTIME SALARIES/NON-INSTRUCTIONAL	0.00	0.00	44.46	0.00	(44.46)
01 2900 151 000 1 000	ADDITIONAL COMP/TEACHERS	0.00	1,412.89	11,303.12	0.00	(11,303.12)
151	ADDITIONAL COMP/TEACHERS	0.00	1,412.89	11,303.12	0.00	(11,303.12)
01 2900 210 001 0 000	FOOD SERVICES	0.00	616.35	4,930.80	0.00	(4,930.80)
210	GROUP INSURANCE-NON INSTRUCTIONAL	0.00	616.35	4,930.80	0.00	(4,930.80)
01 2900 220 000 0 000	FOOD SERVICES	0.00	223.24	1,785.92	0.00	(1,785.92)
01 2900 220 001 0 000	FOOD SERVICES	0.00	544.05	3,795.48	0.00	(3,795.48)
01 2900 220 013 0 000	FOOD SERVICES	0.00	296.59	2,172.52	0.00	(2,172.52)
01 2900 220 015 0 000	FOOD SERVICES	0.00	368.80	3,162.19	0.00	(3,162.19)
220	SOCIAL SECURITY/NON-INSTRUCTIONAL	0.00	1,432.68	10,916.11	0.00	(10,916.11)
01 2900 221 000 1 000	SOCIAL SECURITY/TEACHERS, PROF. STAFF	0.00	103.25	826.00	0.00	(826.00)
221	SOCIAL SECURITY/TEACHERS, PROF. STAFF	0.00	103.25	826.00	0.00	(826.00)
01 2900 230 000 0 000	FOOD SERVICES	0.00	245.77	1,966.16	0.00	(1,966.16)
01 2900 230 001 0 000	FOOD SERVICES	0.00	537.77	3,733.73	0.00	(3,733.73)
01 2900 230 013 0 000	FOOD SERVICES	0.00	316.30	2,315.88	0.00	(2,315.88)
01 2900 230 015 0 000	FOOD SERVICES	0.00	389.54	3,339.92	0.00	(3,339.92)
230	RETIREMENT/NON-INSTRUCTIONAL	0.00	1,489.38	11,355.69	0.00	(11,355.69)
2900	MAINTENANCE OF BLDGS	0.00	24,394.09	186,739.63	0.00	(186,739.63)
3510	X					
01 3510 610 000 0 000	SUPPLIES	0.00	0.00	0.00	0.00	0.00
610	SUPPLIES	0.00	0.00	0.00	0.00	0.00
3510	X	0.00	0.00	0.00	0.00	0.00
3515	IN/OUT GRANTS					
01 3515 610 000 0 000	SUPPLIES	0.00	0.00	0.00	0.00	0.00
610	SUPPLIES	0.00	0.00	0.00	0.00	0.00
3515	IN/OUT GRANTS	0.00	0.00	0.00	0.00	0.00
3535	HI-ABILITY					
01 3535 610 001 0 000	SUPPLIES	5,000.00	0.00	0.00	0.00	5,000.00
01 3535 610 013 0 000	SUPPLIES	0.00	0.00	111.06	0.00	(111.06)
01 3535 610 014 0 000	SUPPLIES	0.00	0.00	216.92	0.00	(216.92)
01 3535 610 015 0 000	SUPPLIES	0.00	0.00	999.18	0.00	(999.18)
610	SUPPLIES	5,000.00	0.00	1,327.16	30.65	3,672.84
3535	HI-ABILITY	5,000.00	0.00	1,327.16	30.65	3,672.84
3540	PRESCHOOL					
01 3540 330 000 0 000	REGISTRATIONS/TRAINING	0.00	0.00	0.00	0.00	0.00
330	REGISTRATIONS/TRAINING FEES	0.00	0.00	0.00	0.00	0.00
01 3540 610 000 0 000	SUPPLIES	500.00	0.00	0.00	5.85	500.00
610	SUPPLIES	500.00	0.00	0.00	5.85	500.00
01 3540 890 000 0 000	OTHER	0.00	0.00	0.00	0.00	0.00
890	OTHER MISC SERVICES	0.00	0.00	0.00	0.00	0.00
3540	PRESCHOOL	500.00	0.00	0.00	15.21	500.00
3551	EDUCATION QUEST					
01 3551 580 000 0 000	TRAVEL	5,000.00	0.00	1,300.25	26.01	3,699.75
580	TRAVEL	5,000.00	0.00	1,300.25	26.01	3,699.75
01 3551 610 000 0 000	SUPPLIES	9,000.00	0.00	2,704.52	30.05	6,295.48
610	SUPPLIES	9,000.00	0.00	2,704.52	30.05	6,295.48
01 3551 640 000 0 000	BOOKS AND PERIODICALS	0.00	0.00	702.33	0.00	(702.33)
01 3551 640 001 0 000	BOOKS AND PERIODICALS	0.00	0.00	69.95	0.00	(69.95)
640	BOOKS AND PERIODICALS	0.00	0.00	772.28	0.00	(772.28)
01 3551 650 000 0 000	TECHNOLOGY SUPPLIES	5,000.00	0.00	0.00	0.00	5,000.00
650	TECHNOLOGY SUPPLIES	5,000.00	0.00	0.00	0.00	5,000.00
01 3551 810 000 0 000	DUES AND FEES	500.00	0.00	0.00	0.00	500.00
810	DUES AND FEES	500.00	0.00	0.00	0.00	500.00
01 3551 890 000 0 000	TRAVEL	3,000.00	0.00	3,191.01	106.37	(191.01)

05/08/2026 11:09 AM

Budget VS Actual EOM April 2026

User ID: 262

Account Number	Account Description	Revised Budget	During Month	To Date	% of Budget	Balance at EOM
01 3551 890 015 0 000	OTHER MISC SERVICES	0.00	0.00	434.60	0.00	(434.60)
890	OTHER MISC SERVICES	3,000.00	0.00	3,625.61	120.85	(625.61)
3551	EDUCATION QUEST	22,500.00	0.00	8,402.66	37.35	14,097.34
3599	IN/OUT AND CA GRANT					
01 3599 610 000 0 000	SUPPLIES	2,000.00	0.00	0.00	236.09	2,000.00
610	SUPPLIES	2,000.00	0.00	0.00	236.09	2,000.00
3599	IN/OUT AND CA GRANT	2,000.00	0.00	0.00	236.09	2,000.00
6200	TITLE I (CURRENT)					
01 6200 111 000 0 000	TITLE I SALARY	200,000.00	0.00	0.00	0.00	200,000.00
01 6200 111 013 0 000	SALARIES/TEACHER-PROF. STAFF	0.00	4,122.14	32,977.12	0.00	(32,977.12)
01 6200 111 014 0 000	SALARIES/TEACHER-PROF. STAFF	0.00	4,582.68	36,749.24	0.00	(36,749.24)
01 6200 111 015 0 000	SALARIES/TEACHER-PROF. STAFF	0.00	3,779.23	30,233.86	0.00	(30,233.86)
111	SALARIES/TEACHER-PROF. STAFF	200,000.00	12,484.05	99,960.22	49.98	100,039.78
01 6200 151 000 1 000	ADDITIONAL COMP/TEACHERS	60,000.00	0.00	0.00	0.00	60,000.00
01 6200 151 013 1 000	ADDITIONAL COMP/TEACHERS	0.00	1,279.31	10,234.48	0.00	(10,234.48)
01 6200 151 014 1 000	ADDITIONAL COMP/TEACHERS	0.00	561.95	4,495.60	0.00	(4,495.60)
01 6200 151 015 1 000	ADDITIONAL COMP/TEACHERS	0.00	893.97	7,151.76	0.00	(7,151.76)
151	ADDITIONAL COMP/TEACHERS	60,000.00	2,735.23	21,881.84	36.47	38,118.16
01 6200 211 000 0 000	GROUP INSURANCE	20,000.00	0.00	0.00	0.00	20,000.00
01 6200 211 014 0 000	GROUP INSURANCE/TEACH. , PROF. STAFF	0.00	629.21	5,035.03	0.00	(5,035.03)
01 6200 211 014 1 000	GROUP INSURANCE/TEACH. , PROF. STAFF	0.00	77.15	615.90	0.00	(615.90)
211	GROUP INSURANCE/TEACH. , PROF. STAFF	20,000.00	706.36	5,650.93	28.25	14,349.07
01 6200 221 000 0 000	TITLE I SOCIAL SECURITY	15,000.00	0.00	0.00	0.00	15,000.00
01 6200 221 013 0 000	SOCIAL SECURITY/TEACHERS , PROF. STAFF	0.00	310.22	2,481.80	0.00	(2,481.80)
01 6200 221 014 0 000	SOCIAL SECURITY/TEACHERS , PROF. STAFF	0.00	251.17	2,022.89	0.00	(2,022.89)
01 6200 221 015 0 000	SOCIAL SECURITY/TEACHERS , PROF. STAFF	0.00	200.13	1,587.82	0.00	(1,587.82)
01 6200 221 013 1 000	SOCIAL SECURITY/TEACHERS , PROF. STAFF	0.00	95.76	766.04	0.00	(766.04)
01 6200 221 014 1 000	SOCIAL SECURITY/TEACHERS , PROF. STAFF	0.00	30.80	247.44	0.00	(247.44)
01 6200 221 015 1 000	SOCIAL SECURITY/TEACHERS , PROF. STAFF	0.00	47.34	375.60	0.00	(375.60)
221	SOCIAL SECURITY/TEACHERS , PROF. STAFF	15,000.00	935.42	7,481.59	49.88	7,518.41
01 6200 231 000 0 000	TITLE I RETIREMENT	25,000.00	0.00	0.00	0.00	25,000.00
01 6200 231 013 0 000	RETIREMENT/TEACH, PROF. STAFF	0.00	331.75	2,654.02	0.00	(2,654.02)
01 6200 231 014 0 000	RETIREMENT/TEACH, PROF. STAFF	0.00	370.28	2,962.24	0.00	(2,962.24)
01 6200 231 015 0 000	RETIREMENT/TEACH, PROF. STAFF	0.00	304.23	2,433.83	0.00	(2,433.83)
01 6200 231 015 1 000	RETIREMENT/TEACH, PROF. STAFF	0.00	72.23	577.84	0.00	(577.84)
231	RETIREMENT/TEACH, PROF. STAFF	25,000.00	1,078.49	8,627.93	34.51	16,372.07
6200	TITLE 1 (CURRENT)	320,000.00	17,939.55	143,602.51	44.88	176,397.49
6406	IDEA-PRESCHOOL					
01 6406 111 014 0 000	SALARIES/TEACHER-PROF. STAFF	5,000.00	0.00	0.00	0.00	5,000.00
111	SALARIES/TEACHER-PROF. STAFF	5,000.00	0.00	0.00	0.00	5,000.00
01 6406 112 000 0 000	SALARY-CLERICAL/PARAPROF STAFF	2,000.00	0.00	0.00	0.00	2,000.00
112	SALARIES/PARAPROFESSIONALS	2,000.00	0.00	0.00	0.00	2,000.00
01 6406 151 014 1 000	ADDITIONAL COMP/TEACHERS	2,000.00	0.00	0.00	0.00	2,000.00
151	ADDITIONAL COMP/TEACHERS	2,000.00	0.00	0.00	0.00	2,000.00
01 6406 221 014 0 000	SOCIAL SECURITY/TEACHERS , PROF. STAFF	500.00	0.00	0.00	0.00	500.00
221	SOCIAL SECURITY/TEACHERS , PROF. STAFF	500.00	0.00	0.00	0.00	500.00
01 6406 231 014 0 000	RETIREMENT/TEACH, PROF. STAFF	1,000.00	0.00	0.00	0.00	1,000.00
231	RETIREMENT/TEACH, PROF. STAFF	1,000.00	0.00	0.00	0.00	1,000.00
01 6406 330 000 0 000	REGISTRATIONS/TRAINING FEES	0.00	0.00	40.00	0.00	(40.00)
330	REGISTRATIONS/TRAINING FEES	0.00	0.00	40.00	0.00	(40.00)
01 6406 610 000 0 000	SUPPLIES	0.00	0.00	196.29	0.00	(196.29)
01 6406 610 013 0 000	SUPPLIES	0.00	0.00	0.00	0.00	0.00
610	SUPPLIES	0.00	0.00	196.29	0.00	(196.29)
6406	IDEA-PRESCHOOL	10,500.00	0.00	236.29	2.76	10,263.71

05/08/2026 11:09 AM

Budget VS Actual EOM April 2026

User ID: 262

Account Number	Account Description	Revised Budget	During Month	To Date	% of Budget	Balance at EOM
6408	IDEA - BASE					
01 6408 111 000 0 000	REGULAR SALARY	120,000.00	9,301.49	74,411.92	62.01	45,588.08
01 6408 111 001 0 000	SALARIES/TEACHER-PROF.STAFF	0.00	3,115.63	24,925.04	0.00	(24,925.04)
01 6408 111 013 0 000	SALARIES/TEACHER-PROF.STAFF	0.00	4,592.48	36,739.84	0.00	(36,739.84)
01 6408 111 015 0 000	SALARIES/TEACHER-PROF.STAFF	0.00	2,718.30	21,746.40	0.00	(21,746.40)
111	SALARIES/TEACHER-PROF.STAFF	120,000.00	19,727.90	157,823.20	131.52	(37,823.20)
01 6408 151 000 1 000	ADDITIONAL COMP/TEACHERS	40,000.00	1,849.60	14,796.80	36.99	25,203.20
01 6408 151 001 1 000	ADDITIONAL COMP/TEACHERS	0.00	1,233.06	9,864.48	0.00	(9,864.48)
01 6408 151 013 1 000	ADDITIONAL COMP/TEACHERS	0.00	813.12	6,504.96	0.00	(6,504.96)
01 6408 151 015 1 000	ADDITIONAL COMP/TEACHERS	0.00	406.56	3,252.48	0.00	(3,252.48)
151	ADDITIONAL COMP/TEACHERS	40,000.00	4,302.34	34,418.72	86.05	5,581.28
01 6408 211 000 0 000	GROUP INSURANCE	15,000.00	0.00	0.00	0.00	15,000.00
01 6408 211 013 0 000	GROUP INSURANCE/TEACH., PROF. STAFF	0.00	604.34	4,834.72	0.00	(4,834.72)
01 6408 211 015 0 000	GROUP INSURANCE/TEACH., PROF. STAFF	0.00	308.15	2,423.55	0.00	(2,423.55)
01 6408 211 013 1 000	GROUP INSURANCE/TEACH., PROF. STAFF	0.00	107.00	856.00	0.00	(856.00)
01 6408 211 015 1 000	GROUP INSURANCE/TEACH., PROF. STAFF	0.00	46.09	362.48	0.00	(362.48)
211	GROUP INSURANCE/TEACH., PROF. STAFF	15,000.00	1,065.58	8,476.75	56.51	6,523.25
01 6408 221 000 0 000	SOCIAL SECURITY	15,000.00	523.81	4,185.72	27.90	10,814.28
01 6408 221 001 0 000	SOCIAL SECURITY/TEACHERS, PROF. STAFF	0.00	227.45	1,819.91	0.00	(1,819.91)
01 6408 221 013 0 000	SOCIAL SECURITY/TEACHERS, PROF. STAFF	0.00	228.37	1,826.96	0.00	(1,826.96)
01 6408 221 015 0 000	SOCIAL SECURITY/TEACHERS, PROF. STAFF	0.00	206.93	1,655.54	0.00	(1,655.54)
01 6408 221 000 1 000	SOCIAL SECURITY/TEACHERS, PROF. STAFF	0.00	104.91	838.44	0.00	(838.44)
01 6408 221 001 1 000	SOCIAL SECURITY/TEACHERS, PROF. STAFF	0.00	90.02	720.21	0.00	(720.21)
01 6408 221 013 1 000	SOCIAL SECURITY/TEACHERS, PROF. STAFF	0.00	40.43	323.44	0.00	(323.44)
01 6408 221 015 1 000	SOCIAL SECURITY/TEACHERS, PROF. STAFF	0.00	30.96	247.64	0.00	(247.64)
221	SOCIAL SECURITY/TEACHERS, PROF. STAFF	15,000.00	1,452.88	11,617.86	77.45	3,382.14
01 6408 231 000 0 000	RETIREMENT	15,000.00	748.83	5,990.64	39.94	9,009.36
01 6408 231 001 0 000	RETIREMENT/TEACH, PROF. STAFF	0.00	250.67	2,005.36	0.00	(2,005.36)
01 6408 231 013 0 000	RETIREMENT/TEACH, PROF. STAFF	0.00	369.56	2,956.48	0.00	(2,956.48)
01 6408 231 015 0 000	RETIREMENT/TEACH, PROF. STAFF	0.00	218.78	1,750.26	0.00	(1,750.26)
01 6408 231 000 1 000	RETIREMENT/TEACH, PROF. STAFF	0.00	124.54	996.32	0.00	(996.32)
231	RETIREMENT/TEACH, PROF. STAFF	15,000.00	1,712.38	13,699.06	91.33	1,300.94
01 6408 580 000 0 000	TRAVEL	0.00	417.60	2,784.00	0.00	(2,784.00)
580	TRAVEL	0.00	417.60	2,784.00	0.00	(2,784.00)
01 6408 610 000 0 000	SUPPLIES	6,000.00	0.00	988.13	16.47	5,011.87
610	SUPPLIES	6,000.00	0.00	988.13	16.47	5,011.87
01 6408 890 000 0 000	OTHER MISC OBJECTS	1,000.00	0.00	0.00	0.00	1,000.00
890	OTHER MISC SERVICES	1,000.00	0.00	0.00	0.00	1,000.00
6408	IDEA - BASE	212,000.00	28,678.68	229,807.72	108.40	(17,807.72)
6412	IDEA/NON-PUBLIC					
01 6412 111 000 0 000	SALARIES/TEACHER-PROF. STAFF	67,800.00	685.52	5,484.16	8.09	62,315.84
01 6412 111 001 0 000	SALARIES/TEACHER-PROF. STAFF	0.00	256.45	2,051.60	0.00	(2,051.60)
111	SALARIES/TEACHER-PROF. STAFF	67,800.00	941.97	7,535.76	11.11	60,264.24
01 6412 151 000 1 000	ADDITIONAL COMP/TEACHERS	8,000.00	154.13	1,233.04	15.41	6,766.96
01 6412 151 001 1 000	ADDITIONAL COMP/TEACHERS	0.00	40.66	325.28	0.00	(325.28)
151	ADDITIONAL COMP/TEACHERS	8,000.00	194.79	1,558.32	19.48	6,441.68
01 6412 211 000 0 000	COMPENSATION	2,000.00	0.00	0.00	0.00	2,000.00
01 6412 211 001 0 000	GROUP INSURANCE/TEACH., PROF. STAFF	0.00	29.72	237.04	0.00	(237.04)
01 6412 211 001 1 000	GROUP INSURANCE/TEACH., PROF. STAFF	0.00	4.71	37.57	0.00	(37.57)
211	GROUP INSURANCE/TEACH., PROF. STAFF	2,000.00	34.43	274.61	13.73	1,725.39
01 6412 221 000 0 000	SOCIAL SECURITY	3,000.00	51.27	410.16	13.67	2,589.84
01 6412 221 001 0 000	SOCIAL SECURITY/TEACHERS, PROF. STAFF	0.00	16.62	133.04	0.00	(133.04)
01 6412 221 000 1 000	SOCIAL SECURITY/TEACHERS, PROF. STAFF	0.00	11.52	92.16	0.00	(92.16)

05/08/2026 11:09 AM

Budget VS Actual EOM April 2026

User ID: 262

Account Number	Account Description	Revised Budget	During Month	To Date	% of Budget	Balance at EOM
01 6412 221 001 1 000	SOCIAL SECURITY/TEACHERS, PROF. STAFF	0.00	2.64	21.09	0.00	(21.09)
221	SOCIAL SECURITY/TEACHERS, PROF. STAFF	3,000.00	82.05	656.45	21.88	2,343.55
01 6412 231 000 0 000	RETIREMENT	5,000.00	55.18	441.44	8.83	4,558.56
01 6412 231 001 0 000	RETIREMENT/TEACH, PROF. STAFF	0.00	20.64	165.12	0.00	(165.12)
231	RETIREMENT/TEACH, PROF. STAFF	5,000.00	75.82	606.56	12.13	4,393.44
01 6412 333 000 0 000	MILEAGE TO STAFF	500.00	0.00	0.00	0.00	500.00
333	MILEAGE TO STAFF	500.00	0.00	0.00	0.00	500.00
01 6412 334 000 0 000	MILEAGE PD/OTHER	4,000.00	0.00	698.88	17.47	3,301.12
334	MILEAGE PD/OTHER	4,000.00	0.00	698.88	17.47	3,301.12
01 6412 610 000 0 000	SUPPLIES	5,000.00	0.00	1,010.10	20.20	3,989.90
610	SUPPLIES	5,000.00	0.00	1,010.10	20.20	3,989.90
6412	IDEA/NON-PUBLIC	95,300.00	1,329.06	12,340.68	12.95	82,959.32
6418	PEAK GRANT					
01 6418 330 000 0 000	REGISTRATIONS/TRAINING FEES	0.00	0.00	750.00	0.00	(750.00)
330	REGISTRATIONS/TRAINING FEES	0.00	0.00	750.00	0.00	(750.00)
6418	PEAK GRANT	0.00	0.00	750.00	0.00	(750.00)
6421	IDEA PART B ARP					
01 6421 610 000 0 000	SUPPLIES	15,000.00	0.00	0.00	0.00	15,000.00
610	SUPPLIES	15,000.00	0.00	0.00	0.00	15,000.00
6421	IDEA PART B ARP	15,000.00	0.00	0.00	0.00	15,000.00
6422	IDEA PART C PRESSCHOOL ARP					
01 6422 610 000 0 000	SUPPLIES	5,000.00	0.00	0.00	0.00	5,000.00
610	SUPPLIES	5,000.00	0.00	0.00	0.00	5,000.00
6422	IDEA PART C PRESSCHOOL ARP	5,000.00	0.00	0.00	0.00	5,000.00
6423	NONPUBLIC SPED IDEA					
01 6423 610 000 0 000	SUPPLIES	5,000.00	0.00	0.00	0.00	5,000.00
610	SUPPLIES	5,000.00	0.00	0.00	0.00	5,000.00
6423	NONPUBLIC SPED IDEA	5,000.00	0.00	0.00	0.00	5,000.00
6700	PERKINS					
01 6700 890 000 0 000	PERKINS	10,000.00	0.00	3,000.00	30.00	7,000.00
890	OTHER MISC SERVICES	10,000.00	0.00	3,000.00	30.00	7,000.00
6700	PERKINS	10,000.00	0.00	3,000.00	30.00	7,000.00
6910	INDIAN EDUCATION					
01 6910 111 000 0 000	INDIAN ED. SALARY	40,000.00	0.00	0.00	0.00	40,000.00
01 6910 111 013 0 000	SALARIES/TEACHER-PROF. STAFF	0.00	1,308.52	10,468.16	0.00	(10,468.16)
01 6910 111 014 0 000	SALARIES/TEACHER-PROF. STAFF	0.00	327.13	2,617.04	0.00	(2,617.04)
01 6910 111 015 0 000	SALARIES/TEACHER-PROF. STAFF	0.00	1,354.29	11,097.17	0.00	(11,097.17)
111	SALARIES/TEACHER-PROF. STAFF	40,000.00	2,989.94	24,182.37	60.46	15,817.63
01 6910 151 000 1 000	ADDITIONAL COMP/TEACHERS	15,000.00	0.00	0.00	0.00	15,000.00
01 6910 151 013 1 000	ADDITIONAL COMP/TEACHERS	0.00	308.27	2,466.16	0.00	(2,466.16)
01 6910 151 014 1 000	ADDITIONAL COMP/TEACHERS	0.00	77.07	616.56	0.00	(616.56)
01 6910 151 015 1 000	ADDITIONAL COMP/TEACHERS	0.00	374.30	3,071.61	0.00	(3,071.61)
151	ADDITIONAL COMP/TEACHERS	15,000.00	759.64	6,154.33	41.03	8,845.67
01 6910 221 000 0 000	INDIAN ED. SOCIAL SECURITY	5,000.00	0.00	0.00	0.00	5,000.00
01 6910 221 013 0 000	SOCIAL SECURITY/TEACHERS, PROF. STAFF	0.00	97.19	776.24	0.00	(776.24)
01 6910 221 014 0 000	SOCIAL SECURITY/MEDICARE/COMP	0.00	24.32	194.32	0.00	(194.32)
01 6910 221 015 0 000	SOCIAL SECURITY/TEACHERS, PROF. STAFF	0.00	102.05	836.48	0.00	(836.48)
01 6910 221 013 1 000	SOCIAL SECURITY/TEACHERS, PROF. STAFF	0.00	22.90	182.96	0.00	(182.96)
01 6910 221 014 1 000	SOCIAL SECURITY/TEACHERS, PROF. STAFF	0.00	5.73	45.80	0.00	(45.80)
01 6910 221 015 1 000	SOCIAL SECURITY/TEACHERS, PROF. STAFF	0.00	28.16	231.51	0.00	(231.51)
221	SOCIAL SECURITY/TEACHERS, PROF. STAFF	5,000.00	280.35	2,267.31	45.35	2,732.69
01 6910 231 000 0 000	INDIAN ED. RETIREMENT	8,000.00	0.00	0.00	0.00	8,000.00
01 6910 231 013 0 000	RETIREMENT/TEACH, PROF. STAFF	0.00	105.34	842.72	0.00	(842.72)
01 6910 231 014 0 000	RETIREMENT/TEACH, PROF. STAFF	0.00	26.33	210.64	0.00	(210.64)
01 6910 231 015 0 000	RETIREMENT/TEACH, PROF. STAFF	0.00	109.00	893.21	0.00	(893.21)
01 6910 231 013 1 000	RETIREMENT/TEACH, PROF. STAFF	0.00	24.90	199.20	0.00	(199.20)

05/08/2026 11:09 AM

Budget VS Actual EOM April 2026

User ID: 262

Account Number	Account Description	Revised Budget	During Month	To Date	% of Budget	Balance at EOM
01 6910 231 014 1 000	RETIREMENT/TEACH, PROF. STAFF	0.00	6.23	49.84	0.00	(49.84)
231	RETIREMENT/TEACH, PROF. STAFF	8,000.00	271.80	2,195.61	27.45	5,804.39
01 6910 890 000 0 000	OTHER MISC OBJECTS	500.00	0.00	0.00	0.00	500.00
890	OTHER MISC SERVICES	500.00	0.00	0.00	0.00	500.00
6910	INDIAN EDUCATION	68,500.00	4,301.73	34,799.62	50.80	33,700.38
6968	21ST CENTURY GRANT					
01 6968 111 000 0 000	REGULAR SALARY	40,000.00	0.00	0.00	0.00	40,000.00
01 6968 111 013 0 000	SALARIES/TEACHER-PROF. STAFF	0.00	3,745.37	23,979.20	0.00	(23,979.20)
01 6968 111 014 0 000	SALARIES/TEACHER-PROF. STAFF	0.00	0.00	1,682.09	0.00	(1,682.09)
111	SALARIES/TEACHER-PROF. STAFF	40,000.00	3,745.37	25,661.29	64.15	14,338.71
01 6968 112 000 0 000	SALARY-CLERICAL/PARAPROF STAFF	90,000.00	0.00	0.00	0.00	90,000.00
01 6968 112 013 0 000	SALARIES/PARAPROFESSIONALS	0.00	2,139.68	20,694.98	0.00	(20,694.98)
01 6968 112 014 0 000	SALARIES/PARAPROFESSIONALS	0.00	3,170.20	23,876.67	0.00	(23,876.67)
112	SALARIES/PARAPROFESSIONALS	90,000.00	5,309.88	44,571.65	49.52	45,428.35
01 6968 221 000 0 000	SOCIAL SECURITY	5,000.00	0.00	0.00	0.00	5,000.00
01 6968 221 013 0 000	SOCIAL SECURITY/TEACHERS, PROF. STAFF	0.00	261.68	1,681.03	0.00	(1,681.03)
01 6968 221 014 0 000	SOCIAL SECURITY/MEDICARE/COMP	0.00	0.00	125.10	0.00	(125.10)
221	SOCIAL SECURITY/TEACHERS, PROF. STAFF	5,000.00	261.68	1,806.13	36.12	3,193.87
01 6968 222 000 0 000	SOCIAL SECURITY/INSTRUCTIONAL AIDES	8,000.00	0.00	0.00	0.00	8,000.00
01 6968 222 013 0 000	SOCIAL SECURITY/INSTRUCTIONAL AIDES	0.00	163.67	1,583.16	0.00	(1,583.16)
01 6968 222 014 0 000	SOCIAL SECURITY/INSTRUCTIONAL AIDES	0.00	242.53	1,826.61	0.00	(1,826.61)
222	SOCIAL SECURITY/INSTRUCTIONAL AIDES	8,000.00	406.20	3,409.77	42.62	4,590.23
01 6968 231 000 0 000	RETIREMENT	5,000.00	0.00	0.00	0.00	5,000.00
01 6968 231 013 0 000	RETIREMENT/TEACH, PROF. STAFF	0.00	263.74	1,863.88	0.00	(1,863.88)
01 6968 231 014 0 000	RETIREMENT/TEACH, PROF. STAFF	0.00	0.00	135.91	0.00	(135.91)
231	RETIREMENT/TEACH, PROF. STAFF	5,000.00	263.74	1,999.79	40.00	3,000.21
01 6968 232 000 0 000	RETIREMENT/INSTRUCTIONAL AIDES	2,000.00	0.00	0.00	0.00	2,000.00
01 6968 232 014 0 000	RETIREMENT/INSTRUCTIONAL AIDES	0.00	0.00	30.78	0.00	(30.78)
232	RETIREMENT/INSTRUCTIONAL AIDES	2,000.00	0.00	30.78	1.54	1,969.22
01 6968 330 000 0 000	REGISTRATIONS/TRAINING	200.00	0.00	100.00	50.00	100.00
330	REGISTRATIONS/TRAINING FEES	200.00	0.00	100.00	50.00	100.00
01 6968 580 000 0 000	TRAVEL EXPENSE AND MILEAGE	500.00	0.00	993.23	198.65	(493.23)
580	TRAVEL	500.00	0.00	993.23	198.65	(493.23)
01 6968 610 000 0 000	SUPPLIES	5,000.00	0.00	26.07	0.52	4,973.93
610	SUPPLIES	5,000.00	0.00	26.07	0.52	4,973.93
6968	21ST CENTURY GRANT	155,700.00	9,986.87	78,598.71	50.48	77,101.29
6990	OTHER FEDERAL CATEGORICAL					
01 6990 610 013 0 000	SUPPLIES	0.00	0.00	0.00	0.00	0.00
01 6990 610 015 0 000	SUPPLIES	0.00	0.00	0.00	0.00	0.00
610	SUPPLIES	0.00	0.00	0.00	0.00	0.00
6990	OTHER FEDERAL CATEGORICAL	0.00	0.00	0.00	0.00	0.00
6992	REAP GRANT					
01 6992 111 001 0 000	SALARIES/TEACHER-PROF. STAFF	75,000.00	1,176.38	9,411.04	12.55	65,588.96
111	SALARIES/TEACHER-PROF. STAFF	75,000.00	1,176.38	9,411.04	12.55	65,588.96
01 6992 151 001 1 000	ADDITIONAL COMP/TEACHERS	10,000.00	416.16	3,329.28	33.29	6,670.72
151	ADDITIONAL COMP/TEACHERS	10,000.00	416.16	3,329.28	33.29	6,670.72
01 6992 221 000 0 000	SOCIAL SECURITY	8,000.00	0.00	0.00	0.00	8,000.00
01 6992 221 001 0 000	SOCIAL SECURITY/TEACHERS, PROF. STAFF	0.00	83.79	670.46	0.00	(670.46)
01 6992 221 001 1 000	SOCIAL SECURITY/TEACHERS, PROF. STAFF	0.00	29.64	237.17	0.00	(237.17)
221	SOCIAL SECURITY/TEACHERS, PROF. STAFF	8,000.00	113.43	907.63	11.35	7,092.37
01 6992 231 000 0 000	RETIREMENT	10,000.00	0.00	0.00	0.00	10,000.00
01 6992 231 001 0 000	RETIREMENT/TEACH, PROF. STAFF	0.00	94.66	757.28	0.00	(757.28)
231	RETIREMENT/TEACH, PROF. STAFF	10,000.00	94.66	757.28	7.57	9,242.72
6992	REAP GRANT	103,000.00	1,800.63	14,405.23	13.99	88,594.77

**BUDGET VS.ACTUAL (Exp.by Function)**

Budget VS Actual EOM April 2026

Account Number	Account Description	Revised Budget	During Month	To Date	% of Budget	Balance at EOM
<b>6997</b>	<b>ESSER II</b>					
01 6997 650 000 0 000	TECHNOLOGY SUPPLIES	0.00	0.00	0.00	0.00	0.00
650	TECHNOLOGY SUPPLIES	0.00	0.00	0.00	0.00	0.00
6997	ESSER II	0.00	0.00	0.00	0.00	0.00
<b>8000</b>	<b>TRANSFERS</b>					
01 8000 890 000 0 000	OTHER MISC SERVICES	80,000.00	0.00	0.00	0.00	80,000.00
890	OTHER MISC SERVICES	80,000.00	0.00	0.00	0.00	80,000.00
01 8000 912 000 0 000	TRANSFERS TO LUNCH FROM GENERAL	0.00	0.00	80,000.00	0.00	(80,000.00)
912	TRANSFERS TO LUNCH FROM GENERAL	0.00	0.00	80,000.00	0.00	(80,000.00)
8000	TRANSFERS	80,000.00	0.00	80,000.00	100.00	0.00
<b>9000</b>	<b>NON-PROGRAMMED CHARGES</b>					
01 9000 700 000 0 000	TRANSFERS (OUTGOING)	1,452,500.00	0.00	0.00	0.00	1,452,500.00
700	TRANSFERS (OUTGOING)	1,452,500.00	0.00	0.00	0.00	1,452,500.00
9000	NON-PROGRAMMED CHARGES	1,452,500.00	0.00	0.00	0.00	1,452,500.00
01	DISTRICT 10	15,893,975.00	860,526.39	7,197,424.40	47.18	8,696,550.60

Account Number	Account Description	Revised Budget	During Month	To Date	% of Budget	Balance at EOM
02	DEPRECIATION FUND					
1100	REGULAR INSTRUCTIONAL PROGRAMS					
02 1100 734 000 0 000	COMPUTER EQUIP(HARDWARE<5000)	0.00	0.00	0.00	0.00	0.00
734	COMPUTER EQUIP(HARDWARE)	0.00	0.00	0.00	0.00	0.00
1100	REGULAR INSTRUCTIONAL PROGRAMS	0.00	0.00	0.00	0.00	0.00
2900	MAINTENANCE OF BLDGS					
02 2900 350 000 0 000	TECHNICAL SERVICES	0.00	0.00	46,193.00	0.00	(46,193.00)
350	TECHNICAL SERVICES	0.00	0.00	46,193.00	0.00	(46,193.00)
02 2900 450 000 0 000	CONSTRUCTION SERVICES	0.00	0.00	338,534.02	0.00	(338,534.02)
450	CONSTRUCTION SERVICES	0.00	0.00	338,534.02	0.00	(338,534.02)
02 2900 731 000 0 000	MACHINERY	0.00	0.00	39,306.89	0.00	(39,306.89)
731	MACHINERY	0.00	0.00	39,306.89	0.00	(39,306.89)
02 2900 734 000 0 000	COMPUTER EQUIP(HARDWARE)	3,211,334.00	0.00	0.00	0.00	3,211,334.00
734	COMPUTER EQUIP(HARDWARE)	3,211,334.00	0.00	0.00	0.00	3,211,334.00
02 2900 950 000 0 000	REDEMPTION OF PRINCIPAL	0.00	0.00	59,419.88	0.00	(59,419.88)
950	OTHER PYMTS	0.00	0.00	59,419.88	0.00	(59,419.88)
2900	MAINTENANCE OF BLDGS	3,211,334.00	0.00	483,453.79	15.05	2,727,880.21
02	DEPRECIATION FUND	3,211,334.00	0.00	483,453.79	15.61	2,727,880.21

05/08/2026 11:09 AM

Budget VS Actual EOM April 2026

User ID: 262

Account Number	Account Description	Revised Budget	During Month	To Date	% of Budget	Balance at EOM
05	ACTIVITIES FUND					
2900	MAINTENANCE OF BLDGS					
05 2900 610 000 0 000	SUPPLIES	0.00	0.00	0.00	0.00	0.00
05 2900 610 000 0 002	ACTIVITY SUPPLIES/EQUIPMENT/BANNER	0.00	0.00	95.50	0.00	(95.50)
05 2900 610 000 0 003	ACTIVITY SUPPLIES/ATHLETIC	0.00	7,674.62	60,746.84	0.00	(60,746.84)
05 2900 610 000 0 004	ACTIVITY SUPPLIES/CONCESSIONS	0.00	0.00	23,648.35	0.00	(23,648.35)
05 2900 610 000 0 005	ACTIVITY SUPPLIES/ CLASS OF 26	0.00	0.00	2,475.55	0.00	(2,475.55)
05 2900 610 000 0 008	ACTIVITY SUPPLIES/ CLASS OF 27	0.00	4,834.46	12,474.19	0.00	(12,474.19)
05 2900 610 000 0 011	ACTIVITY SUPPLIES/HS COURTESY FUND	0.00	283.57	1,021.87	0.00	(1,021.87)
05 2900 610 000 0 012	ACTIVITY SUPPLIES/SPEECH	0.00	0.00	349.99	0.00	(349.99)
05 2900 610 000 0 014	ACTIVITY SUPPLIES/FFA	0.00	594.86	24,297.26	0.00	(24,297.26)
05 2900 610 000 0 015	ACTIVITY SUPPLIES/CLUB CONCESSIONS	0.00	2,476.43	2,829.73	0.00	(2,829.73)
05 2900 610 000 0 017	ACTIVITY SUPPLIES/CHEERLEADER	0.00	0.00	9,251.01	0.00	(9,251.01)
05 2900 610 000 0 018	ACTIVITY SUPPLIES/GR CLUB	0.00	0.00	729.79	0.00	(729.79)
05 2900 610 000 0 022	ACTIVITY SUPPLIES/KINDNESS COMMITTEE	0.00	0.00	5.00	0.00	(5.00)
05 2900 610 000 0 024	ACTIVITY SUPPLIES/GORDON LIBRARY	0.00	3,803.30	3,953.30	0.00	(3,953.30)
05 2900 610 000 0 025	ACTIVITY SUPPLIES/RUSHVILLE LIBRARY	0.00	0.00	1,840.64	0.00	(1,840.64)
05 2900 610 000 0 026	ACTIVITY SUPPLIES/HS GENERAL ACTIVITIES	0.00	250.00	380.25	0.00	(380.25)
05 2900 610 000 0 028	ACTIVITY SUPPLIES/PRO START - KURGER	0.00	50.00	3,821.77	0.00	(3,821.77)
05 2900 610 000 0 029	ACTIVITY SUPPLIES/RES FAMILIES IN NEED	0.00	0.00	47.30	0.00	(47.30)
05 2900 610 000 0 030	ACTIVITY SUPPLIES/MUSICAL	0.00	303.56	303.56	0.00	(303.56)
05 2900 610 000 0 031	ACTIVITY SUPPLIES/NHS	0.00	0.00	633.55	0.00	(633.55)
05 2900 610 000 0 034	ACTIVITY SUPPLIES/STUDENT CNCL	0.00	31.00	1,048.99	0.00	(1,048.99)
05 2900 610 000 0 041	ACTIVITY SUPPLIES/RMS ST. COUNCIL	0.00	0.00	815.12	0.00	(815.12)
05 2900 610 000 0 043	ACTIVITY SUPPLIES/GES WW MISCELLAN	0.00	0.00	121.25	0.00	(121.25)
05 2900 610 000 0 044	ACTIVITY SUPPLIES/GES ST. COUNCIL	0.00	0.00	847.55	0.00	(847.55)
05 2900 610 000 0 045	ACTIVITY SUPPLIES/GES PARENT ACCT	0.00	0.00	848.90	0.00	(848.90)
05 2900 610 000 0 047	ACTIVITY SUPPLIES/GES INCENTIVES	0.00	846.46	2,985.49	0.00	(2,985.49)
05 2900 610 000 0 048	ACTIVITY SUPPLIES/RMS POP FUND	0.00	0.00	33.75	0.00	(33.75)
05 2900 610 000 0 049	ACTIVITY SUPPLIES/WEIGHT LIFTING	0.00	3,369.00	7,575.47	0.00	(7,575.47)
05 2900 610 000 0 050	ACTIVITY SUPPLIES/RES TEACHER ACCT	0.00	0.00	185.96	0.00	(185.96)
05 2900 610 000 0 051	ACTIVITY SUPPLIES/RES PARENT FUND	0.00	0.00	4,251.25	0.00	(4,251.25)
05 2900 610 000 0 052	ACTIVITY SUPPLIES/GES 4TH GRADE ACCT	0.00	0.00	134.75	0.00	(134.75)
05 2900 610 000 0 053	ACTIVITY SUPPLIES/MS HOPE SQUAD	0.00	0.00	699.03	0.00	(699.03)
05 2900 610 000 0 054	EXPENDITURES/ONE-ACT	0.00	0.00	2,623.77	0.00	(2,623.77)
05 2900 610 000 0 055	EXPENDITURES/BAND-CHOIR FUND RAISER	0.00	425.25	5,604.76	0.00	(5,604.76)
05 2900 610 000 0 056	EXPENDITURES/ADULT WELDING	0.00	0.00	0.00	0.00	0.00
05 2900 610 000 0 057	EXPENDITURES/QUIZ BOWL	0.00	0.00	138.29	0.00	(138.29)
05 2900 610 000 0 059	ACTIVITY SUPPLIES/MUSIC-FINE ARTS JOHNSON FUND	0.00	0.00	0.00	0.00	0.00
05 2900 610 000 0 061	ACTIVITY SUPPLIES/RES STUDENT INCENTIVES	0.00	370.44	1,948.44	0.00	(1,948.44)
05 2900 610 000 0 066	ACTIVITY SUPPLIES/GRHS SPED COFFEE SHOP	0.00	0.00	553.32	0.00	(553.32)
05 2900 610 000 0 071	ACTIVITY SUPPLIES/IN KIND LUNCH	0.00	0.00	132.65	0.00	(132.65)
05 2900 610 000 0 072	ACTIVITY / BOWLING	0.00	0.00	992.00	0.00	(992.00)
05 2900 610 000 0 100	EXPENDITURES/FOOTBALL FNDRSR	0.00	0.00	1,620.25	0.00	(1,620.25)

05/08/2026 11:09 AM

Budget VS Actual EOM April 2026

User ID: 262

Account Number	Account Description	Revised Budget	During Month	To Date	% of Budget	Balance at EOM
05 2900 610 000 0 101	EXPENDITURE/MS ATHLETICS	0.00	0.00	279.93	0.00	(279.93)
05 2900 610 000 0 105	SUPPLIES/MS GBB	0.00	0.00	140.24	0.00	(140.24)
05 2900 610 000 0 108	PIPER BOOK FUND	0.00	0.00	244.35	0.00	(244.35)
05 2900 610 000 0 200	EXPENDITURES/VB FNDRSR	0.00	0.00	6,499.99	0.00	(6,499.99)
05 2900 610 000 0 300	EXPENDITURES/BBB FNDRSR	0.00	0.00	1,264.20	0.00	(1,264.20)
05 2900 610 000 0 400	EXPENDITURES/GBB FNDRSR	0.00	0.00	1,392.83	0.00	(1,392.83)
05 2900 610 000 0 500	EXPENDITURES/WRSTLNG FNDRSR	0.00	0.00	8,328.59	0.00	(8,328.59)
05 2900 610 000 0 600	CROSS COUNTRY FUNDRAISER	0.00	0.00	875.22	0.00	(875.22)
05 2900 610 000 0 602	TRACK FUNDRAISER	0.00	0.00	2,732.73	0.00	(2,732.73)
610	SUPPLIES	0.00	25,312.95	203,824.52	0.00	(203,824.52)
2900	MAINTENANCE OF BLDGS	0.00	25,312.95	203,824.52	0.00	(203,824.52)
<b>8000</b>	<b>TRANSFERS</b>					
05 8000 911 000 0 000	TRANSFERS TO GENERAL FUND	916,198.00	0.00	0.00	0.00	916,198.00
911	TRANSFERS TO GENERAL FUND	916,198.00	0.00	0.00	0.00	916,198.00
8000	TRANSFERS	916,198.00	0.00	0.00	0.00	916,198.00
05	ACTIVITIES FUND	916,198.00	25,312.95	203,824.52	25.92	712,373.48

Account Number	Account Description	Revised Budget	During Month	To Date	% of Budget	Balance at EOM
06	LUNCH FUND					
3100	FOOD SERVICES					
06 3100 110 000 0 000	SALARIES/NON-INSTRUCTIONAL	300,000.00	0.00	0.00	0.00	300,000.00
110	SALARIES/NON-INSTRUCTIONAL	300,000.00	0.00	0.00	0.00	300,000.00
06 3100 200 000 0 000	EMPLOYEE COMPENSATIONS	50,000.00	0.00	0.00	0.00	50,000.00
200	EMPLOYEE COMPENSATIONS	50,000.00	0.00	0.00	0.00	50,000.00
06 3100 610 000 0 000	SUPPLIES AND MATERIALS	20,000.00	503.48	1,591.23	7.96	18,408.77
610	SUPPLIES	20,000.00	503.48	1,591.23	7.96	18,408.77
06 3100 630 000 0 000	FOOD	450,000.00	24,731.74	204,510.37	45.45	245,489.63
630	FOOD	450,000.00	24,731.74	204,510.37	45.45	245,489.63
06 3100 890 000 0 000	OTHER MISC SERVICES	0.00	24,394.09	186,794.88	0.00	(186,794.88)
890	OTHER MISC SERVICES	0.00	24,394.09	186,794.88	0.00	(186,794.88)
3100	FOOD SERVICES	820,000.00	49,629.31	392,896.48	47.91	427,103.52
06	LUNCH FUND	820,000.00	49,629.31	392,896.48	47.91	427,103.52

**BUDGET VS.ACTUAL (Exp.by Function)**

Budget VS Actual EOM April 2026

Account Number	Account Description	Revised Budget	During Month	To Date	% of Budget	Balance at EOM
08	<b>SPECIAL BUILDING FUND</b>					
2620	<b>MAINTENANCE OF PLANT</b>					
08 2620 340 000 0 000	CONTRACTED OR SECURED SERVICES	0.00	0.00	2,712.74	0.00	(2,712.74)
08 2620 340 013 0 000	PROFESSIONAL/TECHNICAL SERVICES	0.00	26,982.00	26,982.00	0.00	(26,982.00)
340	OTHER PROFESSIONAL SERVICES	0.00	26,982.00	29,694.74	0.00	(29,694.74)
2620	MAINTENANCE OF PLANT	0.00	26,982.00	29,694.74	0.00	(29,694.74)
2660	<b>SECURITY</b>					
08 2660 720 000 0 000	BUILDINGS AND IMPROVEMENTS	1,010,791.00	0.00	0.00	0.00	1,010,791.00
720	BUILDINGS AND IMPROVEMENTS	1,010,791.00	0.00	0.00	0.00	1,010,791.00
2660	SECURITY	1,010,791.00	0.00	0.00	0.00	1,010,791.00
08	<b>SPECIAL BUILDING FUND</b>	1,010,791.00	26,982.00	29,694.74	2.94	981,096.26

**BUDGET VS. ACTUAL (Exp. by Function)**

Budget VS Actual EOM April 2026

Account Number	Account Description	Revised Budget	During Month	To Date	% of Budget	Balance at EOM
09	<b>QUALIFIED CAPITAL FUND</b>					
2515	<b>BUILDING &amp; SITES</b>					
09 2515 720 000 0 000	BUILDINGS AND IMPROVEMENTS	55,030.00	0.00	0.00	0.00	55,030.00
720	BUILDINGS AND IMPROVEMENTS	55,030.00	0.00	0.00	0.00	55,030.00
09 2515 831 000 0 000	DEBT RELATED EXPENDITURES	456,875.00	0.00	0.00	0.00	456,875.00
831	REDEMPTION OF PRINCIPAL	456,875.00	0.00	0.00	0.00	456,875.00
2515	BUILDING & SITES	511,905.00	0.00	0.00	0.00	511,905.00
5000	<b>DEBT SERVICES</b>					
09 5000 831 000 0 000	REDEMPTION OF PRINCIPAL	0.00	0.00	3,624.90	0.00	(3,624.90)
831	REDEMPTION OF PRINCIPAL	0.00	0.00	3,624.90	0.00	(3,624.90)
09 5000 832 000 0 000	REDEMPTION OF INTEREST	0.00	0.00	0.00	0.00	0.00
832	DEBT SERVICE INTEREST	0.00	0.00	0.00	0.00	0.00
09 5000 890 000 0 000	MISC. EXPENDITURE	0.00	0.00	200.00	0.00	(200.00)
890	OTHER MISC SERVICES	0.00	0.00	200.00	0.00	(200.00)
5000	DEBT SERVICES	0.00	0.00	3,824.90	0.00	(3,824.90)
09	QUALIFIED CAPITAL FUND	511,905.00	0.00	3,824.90	0.75	508,080.10

**BUDGET VS. ACTUAL (Exp. by Function)**

Budget VS Actual EOM April 2026

Account Number	Account Description	Revised Budget	During Month	To Date	% of Budget	Balance at EOM
10	COOPERATIVE FUND D10					
1100	REGULAR INSTRUCTIONAL PROGRAMS					
10 1100 610 000 0 000	SUPPLIES	0.00	0.00	0.02	0.00	(0.02)
610	SUPPLIES	0.00	0.00	0.02	0.00	(0.02)
1100	REGULAR INSTRUCTIONAL PROGRAMS	0.00	0.00	0.02	0.00	(0.02)
8000	TRANSFERS					
10 8000 911 000 0 000	TRANSFERS TO GENERAL FUND	0.00	0.00	0.00	0.00	0.00
911	TRANSFERS TO GENERAL FUND	0.00	0.00	0.00	0.00	0.00
8000	TRANSFERS	0.00	0.00	0.00	0.00	0.00
10	COOPERATIVE FUND D10	0.00	0.00	0.02	0.00	(0.02)

**BUDGET VS.ACTUAL (Exp.by Function)**

Budget VS Actual EOM April 2026

Account Number	Account Description	Revised Budget	During Month	To Date	% of Budget	Balance at EOM
13	INVESTMENT FUND					
8000	TRANSFERS					
13 8000 754 000 0 000	TRANSFERS TO GENERAL	0.00	297,800.00	2,052,800.00	0.00	(2,052,800.00)
13 8000 754 000 8 000	TRANSFERS TO BUILDING	0.00	17,800.00	17,800.00	0.00	(17,800.00)
13 8000 754 000 9 000	TRANSFERS TO DEPRECIATION	0.00	0.00	453,880.00	0.00	(453,880.00)
754	OTHER TRANSFERS	0.00	315,600.00	2,524,480.00	0.00	(2,524,480.00)
8000	TRANSFERS	0.00	315,600.00	2,524,480.00	0.00	(2,524,480.00)
13	INVESTMENT FUND	0.00	315,600.00	2,524,480.00	0.00	(2,524,480.00)

Account Number	Account Description	Revised Budget	During Month	To Date	% of Budget	Balance at EOM
15	SFB SCHOLARSHIPS					
2900	MAINTENANCE OF BLDGS					
15 2900 890 000 0 903	OTHER MISC SERVICES	0.00	0.00	100.00	0.00	(100.00)
15 2900 890 000 0 904	OTHER MISC SERVICES	0.00	0.00	75.00	0.00	(75.00)
15 2900 890 000 0 905	OTHER MISC SERVICES	0.00	0.00	137.50	0.00	(137.50)
15 2900 890 000 0 906	OTHER MISC SERVICES	0.00	0.00	50.00	0.00	(50.00)
15 2900 890 000 0 907	OTHER MISC OBJECTS	0.00	0.00	750.00	0.00	(750.00)
15 2900 890 000 0 909	OTHER MISC SERVICES	0.00	0.00	375.00	0.00	(375.00)
15 2900 890 000 0 910	OTHER MISC SERVICES	0.00	0.00	75.00	0.00	(75.00)
15 2900 890 000 0 911	OTHER MISC SERVICES	0.00	0.00	100.00	0.00	(100.00)
15 2900 890 000 0 912	OTHER MISC SERVICES	0.00	0.00	75.00	0.00	(75.00)
15 2900 890 000 0 913	OTHER MISC SERVICES	0.00	0.00	50.00	0.00	(50.00)
15 2900 890 000 0 914	OTHER MISC SERVICES	0.00	0.00	50.00	0.00	(50.00)
15 2900 890 000 0 920	OTHER MISC SERVICES	0.00	0.00	13,750.00	0.00	(13,750.00)
15 2900 890 000 0 925	OTHER MISC SERVICES	0.00	0.00	2,400.05	0.00	(2,400.05)
890	OTHER MISC SERVICES	0.00	0.00	17,987.55	0.00	(17,987.55)
2900	MAINTENANCE OF BLDGS	0.00	0.00	17,987.55	0.00	(17,987.55)
15	SFB SCHOLARSHIPS	0.00	0.00	17,987.55	0.00	(17,987.55)

**BUDGET VS. ACTUAL (Exp. by Function)**

Budget VS Actual EOM April 2026

Account Number	Account Description	Revised Budget	During Month	To Date	% of Budget	Balance at EOM
20	SELMA JONES BARKER					
2900	MAINTENANCE OF BLDGS					
20 2900 890 000 0 000	OTHER MISC SERVICES	0.00	0.00	75.00	0.00	(75.00)
890	OTHER MISC SERVICES	0.00	0.00	75.00	0.00	(75.00)
2900	MAINTENANCE OF BLDGS	0.00	0.00	75.00	0.00	(75.00)
20	SELMA JONES BARKER	0.00	0.00	75.00	0.00	(75.00)

**BUDGET VS.ACTUAL (Exp.by Function)**

Budget VS Actual EOM April 2026

Account Number	Account Description	Revised Budget	During Month	To Date	% of Budget	Balance at EOM
22	ALBERT J BORNEMANN					
2900	MAINTENANCE OF BLDGS					
22 2900 890 000 0 000	OTHER MISC SERVICES	0.00	0.00	100.00	0.00	(100.00)
890	OTHER MISC SERVICES	0.00	0.00	100.00	0.00	(100.00)
2900	MAINTENANCE OF BLDGS	0.00	0.00	100.00	0.00	(100.00)
22	ALBERT J BORNEMANN	0.00	0.00	100.00	0.00	(100.00)

**BUDGET VS.ACTUAL (Exp.by Function)**

Budget VS Actual EOM April 2026

Account Number	Account Description	Revised Budget	During Month	To Date	% of Budget	Balance at EOM
23	SARAH LUCILLE BREWER					
2900	MAINTENANCE OF BLDGS					
23 2900 890 000 0 000	OTHER MISC SERVICES	0.00	0.00	100.00	0.00	(100.00)
890	OTHER MISC SERVICES	0.00	0.00	100.00	0.00	(100.00)
2900	MAINTENANCE OF BLDGS	0.00	0.00	100.00	0.00	(100.00)
23	SARAH LUCILLE BREWER	0.00	0.00	100.00	0.00	(100.00)

**BUDGET VS. ACTUAL (Exp. by Function)**

Budget VS Actual EOM April 2026

Account Number	Account Description	Revised Budget	During Month	To Date	% of Budget	Balance at EOM
24	GRISWOLD					
2900	MAINTENANCE OF BLDGS					
24 2900 890 000 0 000	OTHER MISC SERVICES	0.00	0.00	100.00	0.00	(100.00)
890	OTHER MISC SERVICES	0.00	0.00	100.00	0.00	(100.00)
2900	MAINTENANCE OF BLDGS	0.00	0.00	100.00	0.00	(100.00)
24	GRISWOLD	0.00	0.00	100.00	0.00	(100.00)

**BUDGET VS. ACTUAL (Exp. by Function)**

Budget VS Actual EOM April 2026

Account Number	Account Description	Revised Budget	During Month	To Date	% of Budget	Balance at EOM
25	G/R RURAL					
2900	MAINTENANCE OF BLDGS					
25 2900 890 000 0 000	OTHER MISC SERVICES	0.00	0.00	150.00	0.00	(150.00)
890	OTHER MISC SERVICES	0.00	0.00	150.00	0.00	(150.00)
2900	MAINTENANCE OF BLDGS	0.00	0.00	150.00	0.00	(150.00)
25	G/R RURAL	0.00	0.00	150.00	0.00	(150.00)

**BUDGET VS.ACTUAL (Exp.by Function)**

Budget VS Actual EOM April 2026

Account Number	Account Description	Revised Budget	During Month	To Date	% of Budget	Balance at EOM
26	HOLLSTEIN					
2900	MAINTENANCE OF BLDGS					
26 2900 890 000 0 000	OTHER MISC SERVICES	0.00	0.00	150.00	0.00	(150.00)
890	OTHER MISC SERVICES	0.00	0.00	150.00	0.00	(150.00)
2900	MAINTENANCE OF BLDGS	0.00	0.00	150.00	0.00	(150.00)
26	HOLLSTEIN	0.00	0.00	150.00	0.00	(150.00)

**BUDGET VS. ACTUAL (Exp. by Function)**

Budget VS Actual EOM April 2026

Account Number	Account Description	Revised Budget	During Month	To Date	% of Budget	Balance at EOM
27	HOLZBERGER					
2900	MAINTENANCE OF BLDGS					
27 2900 890 000 0 000	OTHER MISC SERVICES	0.00	0.00	300.00	0.00	(300.00)
890	OTHER MISC SERVICES	0.00	0.00	300.00	0.00	(300.00)
2900	MAINTENANCE OF BLDGS	0.00	0.00	300.00	0.00	(300.00)
27	HOLZBERGER	0.00	0.00	300.00	0.00	(300.00)

**BUDGET VS.ACTUAL (Exp.by Function)**

Budget VS Actual EOM April 2026

Account Number	Account Description	Revised Budget	During Month	To Date	% of Budget	Balance at EOM
28	W.E. SULLENS					
2900	MAINTENANCE OF BLDGS					
28 2900 890 000 0 000	OTHER MISC SERVICES	0.00	0.00	125.00	0.00	(125.00)
890	OTHER MISC SERVICES	0.00	0.00	125.00	0.00	(125.00)
2900	MAINTENANCE OF BLDGS	0.00	0.00	125.00	0.00	(125.00)
28	W.E. SULLENS	0.00	0.00	125.00	0.00	(125.00)

**BUDGET VS. ACTUAL (Exp. by Function)**

Budget VS Actual EOM April 2026

Account Number	Account Description	Revised Budget	During Month	To Date	% of Budget	Balance at EOM
33	TURNER FOUNDATION					
2900	MAINTENANCE OF BLDGS					
33 2900 610 000 0 000	SUPPLIES	0.00	0.00	3,725.00	0.00	(3,725.00)
610	SUPPLIES	0.00	0.00	3,725.00	0.00	(3,725.00)
2900	MAINTENANCE OF BLDGS	0.00	0.00	3,725.00	0.00	(3,725.00)
33	TURNER FOUNDATION	0.00	0.00	3,725.00	0.00	(3,725.00)

**BUDGET VS.ACTUAL (Exp.by Function)**

Budget VS Actual EOM April 2026

Account Number	Account Description	Revised Budget	During Month	To Date	% of Budget	Balance at EOM
70	<b>PETTY CASH FUND</b>					
2320	<b>EXECUTIVE ADMINISTRATION</b>					
70 2320 580 000 0 000	TRAVEL	0.00	0.00	735.15	0.00	(735.15)
580	TRAVEL	0.00	0.00	735.15	0.00	(735.15)
70 2320 810 000 0 000	DUES AND FEES	0.00	0.00	300.00	0.00	(300.00)
810	DUES AND FEES	0.00	0.00	300.00	0.00	(300.00)
2320	EXECUTIVE ADMINISTRATION	0.00	0.00	1,035.15	0.00	(1,035.15)
2610	<b>OPERATION OF PLANT</b>					
70 2610 610 000 0 000	SUPPLIES	0.00	0.00	30.00	0.00	(30.00)
610	SUPPLIES	0.00	0.00	30.00	0.00	(30.00)
2610	OPERATION OF PLANT	0.00	0.00	30.00	0.00	(30.00)
2710	<b>REGULAR PUPIL TRANSPORTATION</b>					
70 2710 890 000 0 000	OTHER MISC OBJECTS	0.00	0.00	191.45	0.00	(191.45)
890	OTHER MISC SERVICES	0.00	0.00	191.45	0.00	(191.45)
2710	REGULAR PUPIL TRANSPORTATION	0.00	0.00	191.45	0.00	(191.45)
2730	<b>VEHICLE MAINTENANCE</b>					
70 2730 626 000 0 000	GAS AND OIL	0.00	0.00	150.01	0.00	(150.01)
626	GAS AND OIL	0.00	0.00	150.01	0.00	(150.01)
2730	VEHICLE MAINTENANCE	0.00	0.00	150.01	0.00	(150.01)
70	PETTY CASH FUND	0.00	0.00	1,406.61	0.00	(1,406.61)

**BUDGET VS. ACTUAL (Exp. by Function)**

Budget VS Actual EOM April 2026

Account Number	Account Description	Revised Budget	During Month	To Date	% of Budget	Balance at EOM
Grand Total:		22,364,203.00	1,278,050.65	10,859,818.01	50.14	11,504,384.99

**Revenue Summary Report**  
 Processing Month: 04/2026  
 Revenue Summary Report EOM April 2026

**Fund: 01      DISTRICT 10**

<u>Account Number</u>	<u>Description</u>	<u>Revised Budget</u>	<u>During Month</u>	<u>To Date</u>	<u>% of Budget</u>	<u>Budget Balance</u>
01 1100	TAX REVENUE	8,091,150.00	330,992.42	4,974,982.15	61.49	3,116,167.85
01 1120	PUBLIC POWER DIST SALES TAX	70,000.00	0.00	0.00	0.00	70,000.00
01 1125	MOTOR VEHICLE TAX	300,000.00	0.00	0.00	0.00	300,000.00
01 1510	INTEREST ON INVESTMENT	4,500.00	1,197.10	9,139.32	203.10	(4,639.32)
01 1910	RENTAL OF SCHOOL FACILITIES	0.00	620.00	4,820.00	0.00	(4,820.00)
01 1911	LOCAL LICENSE FEES	0.00	0.00	3,840.00	0.00	(3,840.00)
01 1990	OTHER LOCAL RECEIPTS	0.00	467.66	19,756.86	0.00	(19,756.86)
	Subtotal: 1000	8,465,650.00	333,277.18	5,012,538.33	59.21	3,453,111.67
01 2110	COUNTY FINES AND LICENSE FEES	45,000.00	0.00	0.00	0.00	45,000.00
	Subtotal: COUNTY AND ESU RECEIPTS	45,000.00	0.00	0.00	0.00	45,000.00
01 3110	STATE AID	795,495.00	79,550.00	636,801.79	80.05	158,693.21
01 3120	SPECIAL ED SCHOOL AGE	700,000.00	126,572.00	590,244.00	84.32	109,756.00
01 3180	PRO-RATE MOTOR VEHICLE	16,000.00	0.00	0.00	0.00	16,000.00
01 3400	STATE APPORTIONMENT	88,000.00	0.00	109,061.00	123.93	(21,061.00)
01 3510	HI-ABILITY LEARNER	7,000.00	0.00	0.00	0.00	7,000.00
01 3535	HI-ABILITY LEARNER	0.00	0.00	5,820.00	0.00	(5,820.00)
01 3551	EDUCATION QUEST	0.00	0.00	8,187.60	0.00	(8,187.60)
	Subtotal: STATE RECEIPTS	1,606,495.00	206,122.00	1,350,114.39	84.04	256,380.61
01 4211	CHILD/ADULT CARE FOOD PROGRAM	0.00	0.00	706.31	0.00	(706.31)
01 4307	TITLE VI	32,000.00	0.00	17,683.00	55.26	14,317.00
01 4418	PEAK GRANT	0.00	0.00	1,170.00	0.00	(1,170.00)
01 4505	TITLE I, CURRENT FY	95,000.00	0.00	6,126.00	6.45	88,874.00
01 4511	TITLE V RLLIS	0.00	0.00	4,053.00	0.00	(4,053.00)
01 4518	IDEA-BASE	220,000.00	0.00	175,222.00	79.65	44,778.00
01 4521	IDEA/NON-PUBLIC	0.00	0.00	26,865.00	0.00	(26,865.00)
01 4525	FED VOC ED (CARL PERKINS)	5,000.00	3,000.00	3,000.00	60.00	2,000.00
01 4531	21ST CENTURY GRANT	0.00	0.00	40,525.00	0.00	(40,525.00)
01 4708	SPED MEDICAID	0.00	0.00	2,812.53	0.00	(2,812.53)
01 4709	MEDICAID ADMINISTRATIVE ACTIVITIES	0.00	0.00	2,522.17	0.00	(2,522.17)
	Subtotal: FEDERAL RECEIPTS	352,000.00	3,000.00	280,685.01	79.74	71,314.99
01 5690	OTHER NON-REVENUE RECEIPTS	0.00	24,394.09	186,739.63	0.00	(186,739.63)
	Subtotal: NON-REVENUE RECEIPTS	0.00	24,394.09	186,739.63	0.00	(186,739.63)
	Fund Total:	10,469,145.00	566,793.27	6,830,077.36	65.24	3,639,067.64

**Revenue Summary Report**  
 Processing Month: 04/2026  
 Revenue Summary Report EOM April 2026

**Fund: 02 DEPRECIATION FUND**

<u>Account Number</u>	<u>Description</u>	<u>Revised Budget</u>	<u>During Month</u>	<u>To Date</u>	<u>% of Budget</u>	<u>Budget Balance</u>
02 1510	INTEREST ON INVESTMENT	0.00	205.75	1,891.11	0.00	(1,891.11)
	Subtotal: 1000	0.00	205.75	1,891.11	0.00	(1,891.11)
02 5200	TRANSFERS FROM OTHER FUNDS	1,500,000.00	0.00	0.00	0.00	1,500,000.00
02 5301	INSURANCE ADJUSTMENTS	0.00	0.00	95,694.18	0.00	(95,694.18)
	Subtotal: NON-REVENUE RECEIPTS	1,500,000.00	0.00	95,694.18	6.38	1,404,305.82
	Fund Total:	1,500,000.00	205.75	97,585.29	6.51	1,402,414.71

**Revenue Summary Report**  
 Processing Month: 04/2026  
 Revenue Summary Report EOM April 2026

**Fund: 05      ACTIVITIES FUND**

<u>Account Number</u>	<u>Description</u>	<u>Revised Budget</u>	<u>During Month</u>	<u>To Date</u>	<u>% of Budget</u>	<u>Budget Balance</u>
05 1790	OTHER ACTIVITY REC	250,000.00	0.00	0.00	0.00	250,000.00
05 1790 0001	OTHER LOCAL REC/ANNUAL	0.00	135.00	4,427.50	0.00	(4,427.50)
05 1790 0003	OTHER LOCAL REC/ATHLETICS	0.00	666.00	33,931.51	0.00	(33,931.51)
05 1790 0004	OTHER LOCAL REC/CONCESSIONS	0.00	362.40	23,307.60	0.00	(23,307.60)
05 1790 0005	OTHER LOCAL REC/CLASS OF 26	0.00	0.00	90.00	0.00	(90.00)
05 1790 0006	OTHER LOCAL REC/CLASS OF 29	0.00	100.00	1,142.72	0.00	(1,142.72)
05 1790 0007	OTHER LOCAL REC/CLASS OF 28	0.00	420.00	1,813.60	0.00	(1,813.60)
05 1790 0008	OTHER LOCAL REC/CLASS OF 27	0.00	1,155.00	14,810.57	0.00	(14,810.57)
05 1790 0011	OTHER LOCAL REC/COURTESY FUND	0.00	0.00	490.00	0.00	(490.00)
05 1790 0012	OTHER LOCAL REC/SPEECH	0.00	0.00	939.10	0.00	(939.10)
05 1790 0014	OTHER LOCAL REC/FFA	0.00	100.00	25,061.63	0.00	(25,061.63)
05 1790 0015	OTHER LOCAL REC/ CLUB CONCESSIONS	0.00	0.00	2,735.03	0.00	(2,735.03)
05 1790 0016	OTHER LOCAL REC/ENTREPRENEURS	0.00	16.00	109.00	0.00	(109.00)
05 1790 0017	OTHER LOCAL REC/CHEERLEADING	0.00	0.00	339.00	0.00	(339.00)
05 1790 0018	OTHER LOCAL REC/"GR" CLUB	0.00	0.00	463.00	0.00	(463.00)
05 1790 0024	OTHER LOCAL REC/GORDON LIBRARY	0.00	2,517.28	3,575.18	0.00	(3,575.18)
05 1790 0025	OTHER LOCAL REC/RUSHVILLE LIBRARY	0.00	0.00	1,371.34	0.00	(1,371.34)
05 1790 0026	OTHER LOCAL REC/GNRL ACTIVITIES	0.00	500.00	500.00	0.00	(500.00)
05 1790 0027	OTHER LOCAL REC/RES PRESCHOOL PLAYGND FND	0.00	0.00	13,716.00	0.00	(13,716.00)
05 1790 0028	OTHER LOCAL REC/PRO START - KRUGER	0.00	0.00	2,520.73	0.00	(2,520.73)
05 1790 0031	OTHER LOCAL REC/NATIONAL HONOR	0.00	150.00	150.00	0.00	(150.00)
05 1790 0034	OTHER LOCAL REC/STUDENT COUNCI	0.00	474.54	1,638.43	0.00	(1,638.43)
05 1790 0038	OTHER LOCAL REC/VO-AG CLEARING	0.00	0.00	10,053.88	0.00	(10,053.88)
05 1790 0041	OTHER LOCAL REC/RMS ST.COUNCIL	0.00	0.00	1,127.10	0.00	(1,127.10)
05 1790 0044	OTHER LOCAL REC/GES ST.COUNCIL	0.00	59.12	2,618.29	0.00	(2,618.29)
05 1790 0045	OTHER LOCAL REC/GES PARENT ACCT	0.00	333.00	2,742.25	0.00	(2,742.25)
05 1790 0047	OTHER LOCAL REC/GES INCENTIVES	0.00	2,190.00	27,732.00	0.00	(27,732.00)
05 1790 0049	OTHER LOCAL REC/WEIGHT LIFTING	0.00	7,518.91	9,463.20	0.00	(9,463.20)
05 1790 0051	OTHER LOCAL REC/RES PARENT FUND	0.00	35.00	9,901.00	0.00	(9,901.00)
05 1790 0052	OTHER LOCAL REC/GES 4TH GRADE ACCT	0.00	0.00	701.64	0.00	(701.64)
05 1790 0053	OTHER LOCAL REC/MS HOPE SQUAD	0.00	0.00	1,016.20	0.00	(1,016.20)
05 1790 0054	OTHER LOCAL REC/ONE ACT	0.00	0.00	3,185.40	0.00	(3,185.40)
05 1790 0055	OTHER LOCAL REC/BAND FND RAISR	0.00	0.00	10,366.60	0.00	(10,366.60)
05 1790 0057	OTHER LOCAL REC/QUIZ BOWL	0.00	0.00	431.30	0.00	(431.30)
05 1790 0061	OTHER LOCAL REC/RES STUDENT INCENTIVES	0.00	0.00	571.10	0.00	(571.10)
05 1790 0066	OTHER LOCAL REC GRHS SPED COFFEE SHOP	0.00	147.76	358.76	0.00	(358.76)
05 1790 0069	GES LIBRARY UPDATE	0.00	90.00	90.00	0.00	(90.00)
05 1790 0071	OTHER LOCAL REC/IN KIND LUNCH	0.00	0.00	250.00	0.00	(250.00)
05 1790 0072	OTHER ACTIVITY REC/BOWLING	0.00	0.00	1,888.00	0.00	(1,888.00)
05 1790 0100	OTHER LOCAL REC/FB FNDRSR	0.00	0.00	1,412.00	0.00	(1,412.00)
05 1790 0108	PIPER BOOK FUND	0.00	0.00	348.04	0.00	(348.04)
05 1790 0200	OTHER LOCAL REC/VB FNDRSR	0.00	0.00	8,570.20	0.00	(8,570.20)
05 1790 0300	OTHER LOCAL REC/BBB FNDRSR	0.00	241.60	3,131.83	0.00	(3,131.83)
05 1790 0400	OTHER LOCAL REC/GBB FNDRSR	0.00	0.00	3,155.03	0.00	(3,155.03)
05 1790 0500	OTHER LOCAL REC/WRSTLNG FNDRSR	0.00	0.00	8,990.75	0.00	(8,990.75)
05 1790 0501	HS GWR	0.00	0.00	650.00	0.00	(650.00)
05 1790 0600	OTHER LOCAL REC/CC FUNDRAISER	0.00	0.00	1,947.50	0.00	(1,947.50)
05 1790 0602	OTHER LOCAL REC/TRACK FNDRSR	0.00	0.00	4,923.90	0.00	(4,923.90)
Subtotal: 1000		250,000.00	17,211.61	248,757.91	99.50	1,242.09
Fund Total:		250,000.00	17,211.61	248,757.91	99.50	1,242.09

**Revenue Summary Report**  
 Processing Month: 04/2026  
 Revenue Summary Report EOM April 2026

**Fund: 06 LUNCH FUND**

<u>Account Number</u>	<u>Description</u>	<u>Revised Budget</u>	<u>During Month</u>	<u>To Date</u>	<u>% of Budget</u>	<u>Budget Balance</u>
06 1611	SALE OF STUDENT LUNCHES	30,000.00	37,670.36	291,341.24	971.14	(261,341.24)
06 1613	SALE OF MILK	0.00	23.32	235.19	0.00	(235.19)
06 1620	SALE OF ADULT LUNCHES	0.00	966.00	23,273.96	0.00	(23,273.96)
06 1990	OTHER LOCAL RECEIPTS	0.00	303.88	3,008.35	0.00	(3,008.35)
	Subtotal: 1000	30,000.00	38,963.56	317,858.74	1,059.53	(287,858.74)
06 3150	STATE REIMBURSEMENT	5,000.00	0.00	0.00	0.00	5,000.00
	Subtotal: STATE RECEIPTS	5,000.00	0.00	0.00	0.00	5,000.00
06 4210	FRESH FRUIT & VEG. PROGRAM	714,718.00	4,263.96	29,641.46	4.15	685,076.54
	Subtotal: FEDERAL RECEIPTS	714,718.00	4,263.96	29,641.46	4.15	685,076.54
06 5200	TRANSFERS FROM OTHER FUNDS	50,000.00	0.00	80,000.00	160.00	(30,000.00)
	Subtotal: NON-REVENUE RECEIPTS	50,000.00	0.00	80,000.00	160.00	(30,000.00)
	Fund Total:	799,718.00	43,227.52	427,500.20	53.46	372,217.80

**Revenue Summary Report**  
Processing Month: 04/2026  
Revenue Summary Report EOM April 2026

**Fund: 08      SPECIAL BUILDING FUND**

<u>Account Number</u>	<u>Description</u>	<u>Revised Budget</u>	<u>During Month</u>	<u>To Date</u>	<u>% of Budget</u>	<u>Budget Balance</u>
08 1100	LOCAL PROPERTY TAXES	241,000.00	9,113.65	142,523.43	59.14	98,476.57
08 1510	INTEREST ON INVESTMENT	0.00	173.74	1,275.32	0.00	(1,275.32)
Subtotal: 1000		241,000.00	9,287.39	143,798.75	59.67	97,201.25
Fund Total:		241,000.00	9,287.39	143,798.75	59.67	97,201.25

**Revenue Summary Report**  
Processing Month: 04/2026  
Revenue Summary Report EOM April 2026

**Fund: 09      QUALIFIED CAPITAL FUND**

<u>Account Number</u>	<u>Description</u>	<u>Revised Budget</u>	<u>During Month</u>	<u>To Date</u>	<u>% of Budget</u>	<u>Budget Balance</u>
09 1100	LOCAL PROPERTY TAXES	235,030.00	8,544.25	121,554.33	51.72	113,475.67
	Subtotal: 1000	235,030.00	8,544.25	121,554.33	51.72	113,475.67
	Fund Total:	235,030.00	8,544.25	121,554.33	51.72	113,475.67

**Revenue Summary Report**  
Processing Month: 04/2026  
Revenue Summary Report EOM April 2026

**Fund: 13 INVESTMENT FUND**

<u>Account Number</u>	<u>Description</u>	<u>Revised Budget</u>	<u>During Month</u>	<u>To Date</u>	<u>% of Budget</u>	<u>Budget Balance</u>
13 5200	TRANSFERS FROM OTHER FUNDS	0.00	0.00	1,679,600.00	0.00	(1,679,600.00)
	Subtotal: NON-REVENUE RECEIPTS	0.00	0.00	1,679,600.00	0.00	(1,679,600.00)
	Fund Total:	0.00	0.00	1,679,600.00	0.00	(1,679,600.00)

**Revenue Summary Report**  
 Processing Month: 04/2026  
 Revenue Summary Report EOM April 2026

**Fund: 15      SFB SCHOLARSHIPS**

<u>Account Number</u>	<u>Description</u>	<u>Revised Budget</u>	<u>During Month</u>	<u>To Date</u>	<u>% of Budget</u>	<u>Budget Balance</u>
15 1510 0903	INTEREST ON LOCAL REV RECEIPTS	0.00	0.00	88.17	0.00	(88.17)
15 1510 0904	INTEREST ON LOCAL REV RECEIPTS	0.00	0.00	21.33	0.00	(21.33)
15 1510 0905	INTEREST ON LOCAL REV RECEIPTS	0.00	0.00	14.42	0.00	(14.42)
15 1510 0906	INTEREST ON LOCAL REV RECEIPTS	0.00	0.00	21.52	0.00	(21.52)
15 1510 0907	INTEREST ON LOCAL REV RECEIPTS	0.00	0.00	994.08	0.00	(994.08)
15 1510 0908	INTEREST ON LOCAL REV RECEIPTS	0.00	0.00	9.80	0.00	(9.80)
15 1510 0909	INTEREST ON LOCAL REV RECEIPTS	0.00	0.00	460.37	0.00	(460.37)
15 1510 0910	INTEREST ON LOCAL REV RECEIPTS	0.00	0.00	54.93	0.00	(54.93)
15 1510 0911	INTEREST ON LOCAL REV RECEIPTS	0.00	0.00	175.74	0.00	(175.74)
15 1510 0912	INTEREST ON LOCAL REV RECEIPTS	0.00	0.00	17.49	0.00	(17.49)
15 1510 0913	INTEREST ON LOCAL REV RECEIPTS	0.00	0.00	10.55	0.00	(10.55)
15 1510 0914	INTEREST ON LOCAL REV RECEIPTS	0.00	0.00	52.13	0.00	(52.13)
15 1510 0920	INTEREST ON LOCAL REV RECEIPTS	0.00	5,150.00	5,150.00	0.00	(5,150.00)
15 1920 0925	CONTRIBUTIONS & DONATIONS	0.00	0.00	5,000.00	0.00	(5,000.00)
Subtotal: 1000		0.00	5,150.00	12,070.53	0.00	(12,070.53)
Fund Total:		0.00	5,150.00	12,070.53	0.00	(12,070.53)

**Revenue Summary Report**  
 Processing Month: 04/2026  
 Revenue Summary Report EOM April 2026

**Fund: 20 SELMA JONES BARKER**

<u>Account Number</u>	<u>Description</u>	<u>Revised Budget</u>	<u>During Month</u>	<u>To Date</u>	<u>% of Budget</u>	<u>Budget Balance</u>
20 1510	INTEREST ON LOCAL REV RECEIPTS	0.00	0.00	100.01	0.00	(100.01)
	Subtotal: 1000	0.00	0.00	100.01	0.00	(100.01)
20 9000	NON-PROGRAM RECEIPTS	0.00	0.00	0.00	0.00	0.00
	Subtotal: NON-PROGRAM RECEIPTS	0.00	0.00	0.00	0.00	0.00
	Fund Total:	0.00	0.00	100.01	0.00	(100.01)

**Revenue Summary Report**  
Processing Month: 04/2026  
Revenue Summary Report EOM April 2026

**Fund: 21      FRED & VALLIE BERNDT**

<u>Account Number</u>	<u>Description</u>	<u>Revised Budget</u>	<u>During Month</u>	<u>To Date</u>	<u>% of Budget</u>	<u>Budget Balance</u>
21 1510	INTEREST ON LOCAL REV RECEIPTS	0.00	0.00	203.68	0.00	(203.68)
	Subtotal: 1000	0.00	0.00	203.68	0.00	(203.68)
	Fund Total:	0.00	0.00	203.68	0.00	(203.68)

**Revenue Summary Report**  
 Processing Month: 04/2026  
 Revenue Summary Report EOM April 2026

**Fund: 22 ALBERT J BORNEMANN**

<u>Account Number</u>	<u>Description</u>	<u>Revised Budget</u>	<u>During Month</u>	<u>To Date</u>	<u>% of Budget</u>	<u>Budget Balance</u>
22 1510	INTEREST ON LOCAL REV RECEIPTS	0.00	0.00	202.47	0.00	(202.47)
	Subtotal: 1000	0.00	0.00	202.47	0.00	(202.47)
22 9000	NON-PROGRAM RECEIPTS	0.00	0.00	0.00	0.00	0.00
	Subtotal: NON-PROGRAM RECEIPTS	0.00	0.00	0.00	0.00	0.00
	Fund Total:	0.00	0.00	202.47	0.00	(202.47)

**Revenue Summary Report**  
 Processing Month: 04/2026  
 Revenue Summary Report EOM April 2026

**Fund: 23 SARAH LUCILLE BREWER**

<u>Account Number</u>	<u>Description</u>	<u>Revised Budget</u>	<u>During Month</u>	<u>To Date</u>	<u>% of Budget</u>	<u>Budget Balance</u>
23 1510	INTEREST ON LOCAL REV RECEIPTS	0.00	0.00	148.46	0.00	(148.46)
	Subtotal: 1000	0.00	0.00	148.46	0.00	(148.46)
23 9000	NON-PROGRAM RECEIPTS	0.00	0.00	0.00	0.00	0.00
	Subtotal: NON-PROGRAM RECEIPTS	0.00	0.00	0.00	0.00	0.00
	Fund Total:	0.00	0.00	148.46	0.00	(148.46)

**Revenue Summary Report**  
 Processing Month: 04/2026  
 Revenue Summary Report EOM April 2026

**Fund: 24      GRISWOLD**

<u>Account Number</u>	<u>Description</u>	<u>Revised Budget</u>	<u>During Month</u>	<u>To Date</u>	<u>% of Budget</u>	<u>Budget Balance</u>
24 1510	INTEREST ON LOCAL REV RECEIPTS	0.00	0.00	150.48	0.00	(150.48)
	Subtotal: 1000	0.00	0.00	150.48	0.00	(150.48)
24 9000	NON-PROGRAM RECEIPTS	0.00	0.00	0.00	0.00	0.00
	Subtotal: NON-PROGRAM RECEIPTS	0.00	0.00	0.00	0.00	0.00
	Fund Total:	0.00	0.00	150.48	0.00	(150.48)

**Revenue Summary Report**  
 Processing Month: 04/2026  
 Revenue Summary Report EOM April 2026

**Fund: 25      G/R RURAL**

<u>Account Number</u>	<u>Description</u>	<u>Revised Budget</u>	<u>During Month</u>	<u>To Date</u>	<u>% of Budget</u>	<u>Budget Balance</u>
25 1510	INTEREST ON LOCAL REV RECEIPTS	0.00	0.00	407.36	0.00	(407.36)
	Subtotal: 1000	0.00	0.00	407.36	0.00	(407.36)
25 9000	NON-PROGRAM RECEIPTS	0.00	0.00	0.00	0.00	0.00
	Subtotal: NON-PROGRAM RECEIPTS	0.00	0.00	0.00	0.00	0.00
	Fund Total:	0.00	0.00	407.36	0.00	(407.36)

**Revenue Summary Report**  
 Processing Month: 04/2026  
 Revenue Summary Report EOM April 2026

**Fund: 26 HOLLSTEIN**

<u>Account Number</u>	<u>Description</u>	<u>Revised Budget</u>	<u>During Month</u>	<u>To Date</u>	<u>% of Budget</u>	<u>Budget Balance</u>
26 1510	INTEREST ON LOCAL REV RECEIPTS	0.00	0.00	468.55	0.00	(468.55)
	Subtotal: 1000	0.00	0.00	468.55	0.00	(468.55)
26 9000	NON-PROGRAM RECEIPTS	0.00	0.00	0.00	0.00	0.00
	Subtotal: NON-PROGRAM RECEIPTS	0.00	0.00	0.00	0.00	0.00
	Fund Total:	0.00	0.00	468.55	0.00	(468.55)

**Revenue Summary Report**  
 Processing Month: 04/2026  
 Revenue Summary Report EOM April 2026

**Fund: 27      HOLZBERGER**

<u>Account Number</u>	<u>Description</u>	<u>Revised Budget</u>	<u>During Month</u>	<u>To Date</u>	<u>% of Budget</u>	<u>Budget Balance</u>
27 1510	INTEREST ON LOCAL REV RECEIPTS	0.00	0.00	506.70	0.00	(506.70)
	Subtotal: 1000	0.00	0.00	506.70	0.00	(506.70)
27 9000	NON-PROGRAM RECEIPTS	0.00	0.00	0.00	0.00	0.00
	Subtotal: NON-PROGRAM RECEIPTS	0.00	0.00	0.00	0.00	0.00
	Fund Total:	0.00	0.00	506.70	0.00	(506.70)

**Revenue Summary Report**  
 Processing Month: 04/2026  
 Revenue Summary Report EOM April 2026

**Fund: 28 W.E. SULLENS**

<u>Account Number</u>	<u>Description</u>	<u>Revised Budget</u>	<u>During Month</u>	<u>To Date</u>	<u>% of Budget</u>	<u>Budget Balance</u>
28 1510	INTEREST ON LOCAL REV RECEIPTS	0.00	0.00	509.20	0.00	(509.20)
	Subtotal: 1000	0.00	0.00	509.20	0.00	(509.20)
28 9000	NON-PROGRAM RECEIPTS	0.00	0.00	0.00	0.00	0.00
	Subtotal: NON-PROGRAM RECEIPTS	0.00	0.00	0.00	0.00	0.00
	Fund Total:	0.00	0.00	509.20	0.00	(509.20)

**Revenue Summary Report**  
Processing Month: 04/2026  
Revenue Summary Report EOM April 2026

**Fund: 30 WATERMAN**

<u>Account Number</u>	<u>Description</u>	<u>Revised Budget</u>	<u>During Month</u>	<u>To Date</u>	<u>% of Budget</u>	<u>Budget Balance</u>
30 1510	INTEREST ON LOCAL REV RECEIPTS	0.00	0.00	49.10	0.00	(49.10)
	Subtotal: 1000	0.00	0.00	49.10	0.00	(49.10)
	Fund Total:	0.00	0.00	49.10	0.00	(49.10)

**Revenue Summary Report**  
Processing Month: 04/2026  
Revenue Summary Report EOM April 2026

**Fund: 31      JOHNSON FUND**

<u>Account Number</u>	<u>Description</u>	<u>Revised Budget</u>	<u>During Month</u>	<u>To Date</u>	<u>% of Budget</u>	<u>Budget Balance</u>
31 1510	INTEREST ON LOCAL REV RECEIPTS	0.00	0.00	712.08	0.00	(712.08)
	Subtotal: 1000	0.00	0.00	712.08	0.00	(712.08)
	Fund Total:	0.00	0.00	712.08	0.00	(712.08)

**Revenue Summary Report**  
Processing Month: 04/2026  
Revenue Summary Report EOM April 2026

**Fund: 70      PETTY CASH FUND**

<u>Account Number</u>	<u>Description</u>	<u>Revised Budget</u>	<u>During Month</u>	<u>To Date</u>	<u>% of Budget</u>	<u>Budget Balance</u>
70 5200	TRANSFERS FROM OTHER FUNDS	0.00	507.50	1,406.61	0.00	(1,406.61)
	Subtotal: NON-REVENUE RECEIPTS	0.00	507.50	1,406.61	0.00	(1,406.61)
	Fund Total:	0.00	507.50	1,406.61	0.00	(1,406.61)

**Revenue Summary Report**

Processing Month: 04/2026

Revenue Summary Report EOM April 2026

	<u>Revised Budget</u>	<u>During Month</u>	<u>To Date</u>	<u>% of Budget</u>	<u>Budget Balance</u>
Grand Total:	13,494,893.00	650,927.29	9,565,809.07	70.88	3,929,083.93

<u>Vendor ID</u>	<u>Vendor Name</u>	<u>Invoice</u>	<u>Amount</u>
<u>Account Number</u>	<u>Description</u>		
<b>Checking</b>	<b>12</b>	<b>Fund: 02 DEPRECIATION FUND</b>	
ALLISO	ALLISON CONSTRUCTION	02/28/2026	7,500.00
02 2900 450 000 0 000	ROOF ON WR RM EMC INS. HAIL		
		<b>Vendor Total:</b>	<b>7,500.00</b>
UNIONB	UNION BANK AND TRUST CO,	PHASE I JUNE 2026	22,946.77
02 2900 950 000 0 000	PHASE I PRINCIPAL PYMT JUNE		
02 2900 950 000 0 000	PHASE I INTEREST PYMT JUNE		
UNIONB	UNION BANK AND TRUST CO,	PHASE II JUNE 2026	36,473.11
02 2900 950 000 0 000	PHASE II PRINCIPAL PYMT		
02 2900 950 000 0 000	PHASE II INTEREST PYMT JUNE		
		<b>Vendor Total:</b>	<b>59,419.88</b>
		<b>Fund Total:</b>	<b>66,919.88</b>
<b>Checking</b>	<b>12</b>	<b>Fund: 09 QUALIFIED CAPITAL FUND</b>	
BOKFIN	BOKF, NA	JUNE 2026	169,824.90
09 5000 831 000 0 000	PRINCIPAL PYMT JUNE 2026		
09 5000 832 000 0 000	INTEREST PYMT JUNE 2026		
09 5000 890 000 0 000	FEE PYMT JUNE 2026		
		<b>Vendor Total:</b>	<b>169,824.90</b>
		<b>Fund Total:</b>	<b>169,824.90</b>
		<b>Checking Account Total:</b>	<b>236,744.78</b>

District 10 Expenditures Comparison Report

	2021 - 22	2022-23	2023-24	2024-25	2025-26
September	\$921,724.17	\$795,539.68	\$860,651.02	\$ 839,528.43	\$ 1,154,241.96
LUNCH FUND					*(80,000.00 to lunch) **PD ALL Alicap
October	\$836,219.03	\$821,763.06	\$876,813.04	\$ 901,371.95	\$ 849,135.26
November	\$818,784.81	\$810,239.29	\$831,404.43	\$ 945,248.78	\$ 860,852.30
Lunch Fund				*(80,000 to lunch)	
December	\$792,707.10	\$775,829.63	\$879,268.86	\$ 876,914.88	\$ 846,143.20
January	\$797,784.01	\$780,998.91	\$824,518.62	\$ 908,790.59	\$ 897,538.15
February	\$778,977.94	\$760,484.02	\$772,787.07	\$ 870,136.71	\$ 880,749.81
March	\$797,725.74	\$798,151.45	\$873,630.69	\$ 820,584.42	\$ 847,855.71
April	\$798,306.39	\$929,996.28	\$801,596.01	\$ 918,117.84	\$ 856,630.73
GF to Activity				(20,000.00 to Annual)	
May	\$794,559.89	\$761,017.10	\$791,905.12	\$ 848,790.92	\$ 969,266.21
June	\$1,046,947.80	\$863,961.72	\$891,182.36	\$ 910,362.91	
July	\$781,464.19	\$783,162.83	\$771,750.40	\$ 833,183.97	
Investment	*(600,000.00 trnsfr to derec)		*(600,000.00 to deprec)	(11,607.27 cooperative to GF)	
August	\$723,222.31	\$813,908.82	\$704,022.95	\$ 756,546.27	

**.GORDON-RUSHVILLE PUBLIC SCHOOLS - DISTRICT NO. 10**  
**FINANCIAL SUMMARY**  
 Month of May 2026

**GENERAL FUND**

Reconciled Bank Balance, April 30, 2026	235,629.79
On Deposit, County Treasurer      CC 751,751.52	+ <u>3,223,966.06</u>
Total Available Cash                      SC 2,472,214.54	3,459,595.85
<b>Less: General Fund Bills</b>	<b>- 969,266.21</b>
Plus or Minus Cash Balance	+ 2,490,329.64
<b>Transfer TO Investment Fund</b>	<b>- <u>2,489,300.00</u></b>
Anticipated Checkbook Balance, End of Month	1,029.64

**BUILDING FUND**

Reconciled Bank Balance, April 30, 2026	1,148.39
On Deposit, County Treasurer      CC 22,271.62	+ <u>94,633.73</u>
Total Available Cash                      SC 72,362.11	+ 95,782.12
<b>Less Bills</b>	<b>- <u>0.00</u></b>
<b>Plus or Minus Cash Balance</b>	<b>+ 95,782.12</b>
<b>Transfer TO Investment Fund</b>	<b>- <u>94,700.00</u></b>
Anticipated Checkbook Balance, End of Month	1,082.12

**DISTRICT 10 DEPRECIATION FUND**

Reconciled Bank Balance April 30, 2026	+ 1,062.76
<b>Less Bills</b>	<b>- <u>66,919.88</u></b>
Plus or Minus Cash Balance	<b>- 65,857.12</b>
<b>Transfer FROM Investment Fund</b>	<b>+ <u>66,900.00</u></b>
Anticipated Checkbook Balance, End of Month	1,042.88

**GRPS INVESTMENT FUND (money market)**

Reconciled Bank Balance, April 30, 2026	7,323,284.05
Fund Balances in Investment Fund:	
Balance + Transfers + Interest =	
Dist. 10 Gen. Fund <b>5,798,868.19 - 297,800.00 + 1,197.10</b> +500,000.00	= 6,002,265.29
Dist. 10 Building <b>841,577.82 - 17,800.00 + 173.74</b>	= 823,951.56
Dist. 10 Deprec. <b>996,861.45 + 0.00 + 205.75</b> - 500,000.00	<u>= 497,067.20</u>
Total of Fund Balances D10 Deprec Bldg	7,323,284.05
<b>Trnsfr TO &amp; FROM Inv.Fund fm D-10</b> + 2,489,300.00	<b>+ 2,489,300.00</b>
<b>Trnsfr TO &amp; FROM Inv.Fund fm Bldg</b> + 94,700.00	<b>+ 94,700.00</b>
<b>Trnsfr TO/FROM Inv Fund to Deprec.</b> - 66,900.00	<b>+ 66,900.00</b>
Anticipated Fund Balance, End of Month	+ 0.00
<b>DIST. 10 CERTIFICATES OF DEPOSIT</b>	<u>0.00</u>
Total Investment Fund Balance, End of Month	+ 9,840,384.05

Make correction to match financial stmts May 2026. Error from 2020 with transfers from General Fund to Depreciation Fund within Investment Fund. Final Total Fund Balance is unchanged, the only correction is within the General Fund and Depreciation Fund balances.

**DISTRICT 10 LUNCH FUND**

Reconciled Bank Balance, April 30, 2026	45,809.30
Anticipated Receipts	+ 42,318.52
Total Available Cash	+ 88,127.82
<b>Less Bills</b>	- 58,918.33
Transfer from District 10 General	+ 0.00
Anticipated Checkbook Balance, End of Month	29,209.49

**DISTRICT 10 QUALIFIED CAPITAL FUND**

Reconciled Bank Balance April 30, 2026		361,970.13
On Deposit, County Treasurer	CC 21,721.87	+ 92,294.96
Total Available Cash	SC 70,573.09	454,265.09
<b>Less Bills</b>		- 169,824.90
Anticipated Checkbook Balance, End of Month		284,440.19

**SCHOLARSHIPS 04/30/2026**

Dollars for Scholars (223,282.23 CD)	20,648.35
Selma Jones Barker Scholarship (10,000 CD)	345.95
Berndt Scholarship (10,000 CD)	978.14
Albert J. Bornemann Scholarship (10,000 CD)	855.73
Brewer Scholarship Fund (10,000) Savings Account	315.02
Griswold Scholarship Fund (15,000 CD)	380.76
GR Rural Scholarship Fund (20,000 CD)	1,884.01
Hollstein Foundation (16,000) Savings Account	4,274.81
Holzberger Memorial (25,000 CD)	1,681.63
Sullens Memorial Scholarship (25,000 CD)	2,702.24
Rusty Thorp Memorial	1.53
Waterman	469.23

MONTHLY FINANCIAL SUMMARY  
May 2026

MONTH ENDING April 2026

ACCOUNT	BEGINNING BALANCE	MONTHLY RECEIPTS	MONTHLY EXPENSES	ENDING BALANCE
DISTRICT NO.10 GENERAL FUND	\$228,864.35	\$863,396.17	\$856,630.73	\$235,629.79
DISTRICT NO. 10 SPECIAL FUNDS	\$355,705.38	\$35,457.90	\$26,982.00	\$364,181.28
PETTY CASH FUND	\$11,492.50	\$507.50	\$0.00	\$12,000.00
PAYROLL ACCOUNT	\$1,000.00	\$0.00	\$0.00	\$1,000.00
SCHOOL LUNCH FUND	\$52,211.09	\$43,227.52	\$49,629.31	\$45,809.30
ACTIVITY FUND	\$226,701.85	\$17,211.61	\$25,312.95	\$218,600.51
GRPS INVESTMENT FUND	\$7,637,307.46	\$1,576.59	\$315,600.00	\$7,323,284.05

**REGULAR MONTHLY MEETING  
GORDON-RUSHVILLE SCHOOLS BOARD OF EDUCATION  
DISTRICT NO. 81-0010  
Monday, April 27, 2026**

I. Declare work session open

II. Call to Order/Nebraska Open Meetings Law

III. Recite Pledge of Allegiance

IV. Excuse Absent Members

It was moved by Ryan Alcorn seconded by Bobbi Archibald to excuse absent members. Motion Carried.

Ryan Alcorn: Yes  
Bobbi Archibald: Yes  
Carrie Child: Yes  
Nick Sasse: Yes  
Seth Tausan: Absent  
Ward Wacker: Yes

Yes: 5, No: 0, Absent: 1

V. Publication of Meeting

It was moved by Ward Wacker seconded by Nick Sasse to declare this meeting properly publicized and open to the public as per policy 2008 method of publication Sheridan County Journal Star. Motion Carried.

Ryan Alcorn: Yes  
Bobbi Archibald: Yes  
Carrie Child: Yes  
Nick Sasse: Yes  
Seth Tausan: Absent  
Ward Wacker: Yes

Yes: 5, No: 0, Absent: 1

VI. Acceptance of the agenda

It was moved by Ward Wacker seconded by Bobbi Archibald to that the agenda for this meeting, all items of which were placed on it at least 24 hours prior to the meeting time, as provided by statute, be accepted as presented or amended with the following:. Motion Carried.

Ryan Alcorn: Yes  
Bobbi Archibald: Yes  
Carrie Child: Yes  
Nick Sasse: Yes  
Seth Tausan: Absent  
Ward Wacker: Yes

Yes: 5, No: 0, Absent: 1

VII. Board Work Session regarding district facilities - district information, JEO information, review remaining options, and facility tour of the high school

VIII. Public Forum: Spider Cady, Ron Fisher

IX. Dates to Remember

IX.A. Graduation Ceremony - 10:30 AM on Saturday, May 9, 2026

IX.B. Date of Next Regular Board Meeting - May 11, 2026 at 5:30 PM

X. Adjournment

It was moved by Bobbi Archibald seconded by Ryan Alcorn to adjourn the District No. 10 meeting at 6:13pm. Motion Carried.

Ryan Alcorn: Yes

Bobbi Archibald: Yes

Carrie Child: Yes

Nick Sasse: Yes

Seth Tausan: Absent

Ward Wacker: Yes

Yes: 5, No: 0, Absent: 1

**REGULAR MONTHLY MEETING  
GORDON-RUSHVILLE SCHOOLS BOARD OF EDUCATION  
DISTRICT NO. 81-0010  
Monday, April 13, 2026**

I. Open the Meeting

II. Call to Order/Nebraska Open Meetings Law

III. Recite Pledge of Allegiance

IV. Excuse Absent Members

V. Publication of Meeting

It was moved by Bobbi Archibald seconded by Ward Wacker to declare this meeting properly publicized and open to the public as per policy 2008 method of publication Sheridan County Journal Star - . Motion Carried.

Ryan Alcorn: Yes

Bobbi Archibald: Yes

Carrie Child: Yes

Nick Sasse: Yes

Seth Tausan: Yes

Ward Wacker: Yes

Yes: 6, No: 0

VI. Acceptance of the agenda

It was moved by Ward Wacker seconded by Nick Sasse to that the agenda for this meeting, all items of which were placed on it at least 24 hours prior to the meeting time, as provided by statute, be accepted as presented. Motion Carried.

Ryan Alcorn: Yes

Bobbi Archibald: Yes

Carrie Child: Yes

Nick Sasse: Yes

Seth Tausan: Yes

Ward Wacker: Yes

Yes: 6, No: 0

VII. Public Forum- No speakers signed up for either the committee meeting or the regular meeting

VIII. Celebration of Excellence

IX. Reports

IX.A. Building Principals, Activity Director and SPED Director

IX.B. Superintendent

IX.C. Board Committees: Facility Committee and Committee on American Civics

IX.D. Other School Personnel

X. Consent Agenda

X.A. Minutes of the Regular Meeting of Dist. 81-0010 of March 9, 2026, and Minutes of the Board Work Session of March 16, 2026, Finances: General Fund Bills \$856,630.73, Building Fund Bills \$26,982.00, Depreciation Fund Bills \$0, Qualified Capital Fund Bills \$0, Lunch Fund Bills \$49,626.31, Transfers from Investment Fund to General Fund \$297,800.00, from Investment Fund to Building Fund \$17,800.00, accept resignation with appreciation of Daneen Anderson

It was moved by Ryan Alcorn seconded by Bobbi Archibald to approve minutes of the Regular Meeting of Dist. 81-0010 of March 9, 2026 and minutes of the Board Work Session of March 16, 2026, Finances: General Fund Bills \$856,630.73, Building Fund Bills \$26,982.00, Depreciation Fund Bills \$0, Qualified Capital Fund Bills \$0, Lunch Fund Bills \$49,626.31, Transfers from Investment Fund to General Fund \$297,800.00, from Investment Fund to Building Fund \$17,800.00, accept resignation with appreciation of Daneen Anderson. Motion Carried.

Ryan Alcorn: Yes

Bobbi Archibald: Yes

Carrie Child: Yes

Nick Sasse: Yes

Seth Tausan: Yes

Ward Wacker: Yes

Yes: 6, No: 0

XI. Discussion Items

XI.A. Review of policies: 3029 - Distribution of Flyers Advertising Non School Organizations, 3028 - Sex Offenders, 3027 - Resolution of Conflicts Between Parents Over School Issues, 3025 - Returned and Outstanding Checks, 3024 - Booster Clubs and Parent-Teacher Organizations, 3022 - Volunteers, 3021 - Operation of School Business Office, 3020 - Copyright Compliance, 3019 - Sale or Disposal of School Property, 3018 - Denying Access to School Premises or Activities

XI.B. Review of District Strategic Plan

XI.C. Facility Improvement and Planning

XI.D. 2025-2026 External Review Final Reports - Cognia for 9-12 and Rule 10 for K-8

RECESS: President Carrie Child recessed the meeting at 6:06 PM. The meeting resumed at 6:10 PM.

XII. Action Items

XII.A. Discuss, Consider, and Take All Necessary Action with Regard to: Approve the 2026 Graduates

It was moved by Bobbi Archibald seconded by Seth Tausan to approve the 2026 Graduates.  
Motion Carried.

Ryan Alcorn: Yes  
Bobbi Archibald: Yes  
Carrie Child: Yes  
Nick Sasse: Yes  
Seth Tausan: Yes  
Ward Wacker: Yes  
Yes: 6, No: 0

XII.B. Discuss, Consider, and Take All Necessary Action with Regard to: Approve the purchase of Envisions Math Curriculum per quote as presented.

It was moved by Ward Wacker seconded by Seth Tausan to Approve the purchase of Envisions Math Curriculum per quote as presented. Motion Carried.

Ryan Alcorn: Yes  
Bobbi Archibald: Yes  
Carrie Child: Yes  
Nick Sasse: Yes  
Seth Tausan: Yes  
Ward Wacker: Yes  
Yes: 6, No: 0

XII.C. Discuss, Consider, and Take All Necessary Action with Regard to:

XIII. Executive Session

XIV. Dates to Remember

XIV.A. Graduation Ceremony - 10:30 AM on Saturday, May 9, 2026

XIV.B. Date of Next Regular Board Meeting - May 11, 2026 at 5:30 PM

XV. Adjournment

It was moved by Ward Wacker seconded by Bobbi Archibald to adjourn the District No. 10 meeting at 7:18pm. Motion Carried.

Ryan Alcorn: Yes  
Bobbi Archibald: Yes  
Carrie Child: Yes  
Nick Sasse: Yes  
Seth Tausan: Yes  
Ward Wacker: Yes  
Yes: 6, No: 0

<u>Vendor ID</u>	<u>Vendor Name</u>	<u>Invoice</u>	<u>Amount</u>
<u>Account Number</u>	<u>Description</u>		
<b>Checking</b>	<b>1</b>	<b>Fund: 01 DISTRICT 10</b>	
ACTIVI	ACTIVITY ACCOUNT	APRIL 2026	1,155.00
01 1100 113 001 0 000	SUB PAY DONATION TO #11-T		
<b>Vendor Total:</b>			<b>1,155.00</b>
AMAZON	AMAZON CAPITAL SERVICES	1XLF-KQ1C-4FCN	3,723.58
01 1100 610 013 0 000	TESTING SUPPLIES		
01 1100 610 013 0 000	TEACHER SUPPLIES 26-27		
01 1100 610 000 0 000	HEALTH CLASS SUPPLIES-		
01 1100 650 000 0 000	IT SUPPLIES		
01 2610 610 015 0 000	FLAGS		
01 2410 610 001 0 000	BLUE COTTON LINEN RESUME		
01 1100 890 014 0 000	SWING SET -RES PREK		
01 1100 610 014 0 000	TEACHER SUPPLIES 26-27		
<b>Vendor Total:</b>			<b>3,723.58</b>
AMPLIFY	AMPLIFY EDUCATION, INC	INV-451410	8,966.70
01 1100 610 000 0 000	MCLASS MATH & DIBELS		
<b>Vendor Total:</b>			<b>8,966.70</b>
BLACKHI	BLACK HILLS ENERGY	APRIL 2026	5,174.98
01 2610 621 000 0 000	NATURAL GAS		
<b>Vendor Total:</b>			<b>5,174.98</b>
BOMGAAR	BOMGAARS	APRIL 2026	101.47
01 1100 610 001 0 000	TEACHER SUPPLIES- MCKIMMEY		
01 2610 610 001 0 000	SUPPLIES		
01 2610 531 000 0 000	POSTAGE		
<b>Vendor Total:</b>			<b>101.47</b>
CARDMEM	CARDMEMBER SERVICE	APRIL 2026	2,539.77
01 2730 626 000 0 000	DISTRICT FUEL		
01 2320 580 000 0 000	DISTRICT MEALS		
01 1100 610 001 0 000	SUPPLIES		
01 1100 610 013 0 000	SUPPLIES		
01 3535 610 013 0 000	HAL SUPPLIES		
01 2320 810 000 0 000	BUS FEES		
01 2320 610 000 0 000	INVOICE HOME- MONTHLY FEE		
01 2320 890 000 0 000	BACKGROUND CHECKS		
01 3551 810 000 0 000	COLLEGE ACCESS- HOBY		
<b>Vendor Total:</b>			<b>2,539.77</b>
CENBUS	CENTURY BUSINESS PRODUCTS, INC.	850861	4,772.44
01 1100 443 000 0 000	LEASES		
01 1100 610 000 0 000	COPIES		
<b>Vendor Total:</b>			<b>4,772.44</b>
CHACOM	CHADRON COMMUNITY HOSPITAL	APRIL 2026	934.69
01 2173 334 000 0 000	MILEAGE		

<u>Vendor ID</u>	<u>Vendor Name</u>	<u>Invoice</u>	<u>Amount</u>
<u>Account Number</u>	<u>Description</u>		
01 2173 340 000 0 000	PT SERVICES BIRTH-2		
01 2172 340 000 0 000	PT SERVICES 3-5		
01 2171 340 000 0 000	PT SERVICES SCHOOL AGE		
			<b>Vendor Total:</b>
			<b>934.69</b>
CHALOCK	CHADRON LOCK	3153	717.00
01 2610 340 000 0 000	SERVICE CALL & CONTRACTED		
			<b>Vendor Total:</b>
			<b>717.00</b>
CITYOF	CITY OF GORDON	APRIL 2026	1,507.01
01 2610 410 000 0 000	WATER AND SEWER		
			<b>Vendor Total:</b>
			<b>1,507.01</b>
CITYO2	CITY OF RUSHVILLE	APRIL 2026	546.92
01 2610 410 000 0 000	WATER AND SEWER		
			<b>Vendor Total:</b>
			<b>546.92</b>
COGNIA	COGNIA	00204196	644.24
01 2320 580 000 0 000	ACCREDITATION REVIEW- T.		
			<b>Vendor Total:</b>
			<b>644.24</b>
CULLIG	CULLIGAN WATER CONDITIONING	APRIL 2026	84.60
01 2610 610 013 0 000	SALT		
01 2610 610 015 0 000	WATER AND DISPENSER RENTAL		
			<b>Vendor Total:</b>
			<b>84.60</b>
DASCENTR	DAS STATE ACCTG- CENTRAL FINANCE	1520512	317.87
	OCIO		
01 2610 382 000 0 000	TELEPHONE		
			<b>Vendor Total:</b>
			<b>317.87</b>
DEHNRUS	DEHNING, RUSSCHELLE	2025-2026	2,460.00
		CHEER	
01 1100 320 001 0 000	HEAD CHEER COACH 2026		
			<b>Vendor Total:</b>
			<b>2,460.00</b>
DGPPUB	DPG PUBLISHING, INC	33873	611.95
01 1100 610 015 0 000	Daily Grammar Practice		
01 1100 610 015 0 000	Daily Grammar Practice		
01 1100 610 015 0 000	SHIPPING		
			<b>Vendor Total:</b>
			<b>611.95</b>
EAKES	EAKES OFFICE SOLUTIONS	APRIL 2026	7,334.13
01 2610 610 015 0 000	SUPPLIES		
01 2610 610 001 0 000	SUPPLIES		
01 2410 610 001 0 000	GRADUATION PAPER		
01 1100 610 013 0 000	TEACHER SUPPLIES 26-27		
01 1100 610 014 0 000	TEACHER SUPPLIES 26-27		
01 1100 610 014 0 000	OFFICE SUPPLIES		
01 1100 610 015 0 000	TEACHER SUPPLIES 26-27		
			<b>Vendor Total:</b>
			<b>7,334.13</b>

<u>Vendor ID</u>	<u>Vendor Name</u>	<u>Invoice</u>	<u>Amount</u>
<u>Account Number</u>		<u>Description</u>	
ESU13S	ESU 13 SOAR	APRIL 2026	5,954.68
01 2224 382 000 0 000		DISTANCE LEARNING	
01 2224 382 000 0 000		INTERNET E-RATE CONSORTIUM	
01 2224 382 000 0 000		NE EDUCATIONAL VIRTUAL	
01 2190 591 000 0 000		MEDICAID IN PUBLIC SCHOOLS	
01 2181 591 000 0 000		SECONDARY LOW VISION	
01 2181 591 000 0 000		ELEMENTARY LOW VISION	
01 1200 330 000 0 000		SPECIAL EDUCATION INSERVICE	
01 1200 591 000 0 000		SPED SUPERVISION ESU PROG-	
01 1200 591 000 0 000		SPED SUPERVISION SECONDARY	
01 1200 591 000 0 000		SPED SUPERVISION ELEMENTARY	
01 2141 591 000 0 000		PSYCH SERVICES: SPED SCHOOL	
			<b>Vendor Total:</b>
			<b>5,954.68</b>
FISCTWI	FISCHER, TWILA	MAY 2026	417.60
01 6408 580 000 0 000		IDEA MILEAGE TO PARENTS	
			<b>Vendor Total:</b>
			<b>417.60</b>
GIBSDON	GIBSON, DONALD	APRIL 2026	185.00
01 2710 352 000 0 000		BUS DRIVER	
			<b>Vendor Total:</b>
			<b>185.00</b>
GOPHER	GOPHER	IN509461	212.22
01 1100 610 014 0 000		Size 5: 6 pack of rainbow	
01 1100 610 014 0 000		Size 6: 6 pack of rainbow	
01 1100 610 014 0 000		All-weather cover	
01 1100 610 014 0 000		14' double dutch jump rope	
01 1100 610 014 0 000		16' double dutch jump rope	
01 1100 610 014 0 000		SHIPPING	
			<b>Vendor Total:</b>
			<b>212.22</b>
TRUEVA	GORDON HARDWARE	APRIL 2026	94.96
01 2610 610 013 0 000		SUPPLIES	
			<b>Vendor Total:</b>
			<b>94.96</b>
GREATP	GREAT PLAINS COMMUNICATIONS INC.	APRIL 2026	1,279.99
01 2610 382 000 0 000		TELEPHONE	
			<b>Vendor Total:</b>
			<b>1,279.99</b>
GROCER	GROCERY MART	APRIL 2026	107.40
01 1200 610 000 0 000		SPED SUPPLIES	
GROCER	GROCERY MART	APRIL 2026- FCS	313.55
01 1100 610 001 0 000		TEACHER SUPPLIES- KRUGER	
			<b>Vendor Total:</b>
			<b>420.95</b>
GROSALL	GROSS, ALLEN	2025-2026	527.00
01 2310 890 000 0 000		ANNUAL SAFETY REVIEW	
01 2310 580 000 0 000		MILEAGE	

<u>Vendor ID</u>	<u>Vendor Name</u>	<u>Invoice</u>	<u>Amount</u>
<u>Account Number</u>	<u>Description</u>		
			<b>Vendor Total:</b>
			<b>527.00</b>
HAMPTO	HAMPTON INN-KEARNEY	1776450429	177.66
01 2730 580 000 0 000	HOTEL - D. SASSE BUS		
HAMPTO	HAMPTON INN-KEARNEY	1777390905	169.00
01 2730 580 000 0 000	HOTEL D.SASSE-PASSENGER		
HAMPTO	HAMPTON INN-KEARNEY	1777654555	503.85
01 2320 580 000 0 000	HOTEL A. ARCHIBALD- NETA		
			<b>Vendor Total:</b>
			<b>850.51</b>
HILLYA	HILLYARD / SIOUX FALLS	APRIL 2026	234.82
01 2610 610 015 0 000	SUPPLIES		
01 2610 610 015 0 000	SUPPLIES		
01 2610 610 015 0 000	SUPPLIES		
			<b>Vendor Total:</b>
			<b>234.82</b>
HINNSG	HINNS GORDON AUTO PARTS	APRIL 2026	13.76
01 2730 340 000 0 000	PARTS		
01 2730 340 000 0 000	PARTS		
01 2730 340 000 0 000	PARTS		
			<b>Vendor Total:</b>
			<b>13.76</b>
HINNS2	HINNS HARDWARE & FURNITURE	APRIL 2026	680.77
01 2610 610 015 0 000	INVOICES # 425-298 FROM		
01 2610 610 015 0 000	SUPPLIES		
01 2610 610 015 0 000	SUPPLIES		
01 2610 610 015 0 000	SUPPLIES		
01 2610 610 015 0 000	SUPPLIES		
01 2610 610 015 0 000	SUPPLIES		
			<b>Vendor Total:</b>
			<b>680.77</b>
HOMEST	HOMESTEAD BUILDING SUPPLY INC	APRIL 2026	130.08
01 1100 610 001 0 000	HS SUPPLIES- BROWDER		
01 2610 610 001 0 000	SUPPLIES		
			<b>Vendor Total:</b>
			<b>130.08</b>
HURLBU	HURLBURT, RANDY	APRIL 2026	150.00
01 2710 890 000 0 000	DOT PHYSICAL REIMB		
			<b>Vendor Total:</b>
			<b>150.00</b>
IDEALL	IDEAL LINEN SUPPLY	APRIL 2026	1,215.73
01 2610 610 013 0 000	SUPPLIES		
01 2610 610 001 0 000	SUPPLIES		
			<b>Vendor Total:</b>
			<b>1,215.73</b>
ISTEASCD	ISTE+ASCD	001900695	46.95
01 2310 890 000 0 000	ENCHANCING-FRAMEWORK FOR		
			<b>Vendor Total:</b>
			<b>46.95</b>
JEFCOG	JEFCO GLASS	1488	216.95

<u>Vendor ID</u>	<u>Vendor Name</u>	<u>Invoice</u>	<u>Amount</u>
<u>Account Number</u>	<u>Description</u>		
01 2730 340 000 0 000	GES WIRE GLASS		
		<b>Vendor Total:</b>	<b>216.95</b>
KREIFAY	KREITMAN, FAYE	APRIL 2026	240.00
01 2710 352 000 0 000	BUS DRIVER		
		<b>Vendor Total:</b>	<b>240.00</b>
KRUMSTE	KRUMML, STEVE	APRIL 2026	540.00
01 2710 352 000 0 000	BUS DRIVER		
		<b>Vendor Total:</b>	<b>540.00</b>
KSBSCH	KSB SCHOOL LAW	21300	885.00
01 2330 317 000 0 000	LEGAL SERIVES		
		<b>Vendor Total:</b>	<b>885.00</b>
LAKESH	LAKESHORE	93747625	103.49
01 1100 610 013 0 000	1200 - 12 color crayons		
01 1100 610 013 0 000	SHIPPING		
		<b>Vendor Total:</b>	<b>103.49</b>
LIBRA2	LIBRARY STORE, INC., THE	783806	951.35
01 2220 610 000 0 000	DISTRICT WIDE LIBRARY		
		<b>Vendor Total:</b>	<b>951.35</b>
BRIGGS1	LISA BRIGGS, OT, LLC	GR040126	5,535.40
01 2161 580 000 0 000	MILEAGE		
01 2163 340 000 0 000	OT SERVICES BIRTH-2		
01 2162 340 000 0 000	OT SERVICES 3-5		
01 2161 340 000 0 000	OT SERVICES SCHOOL AGE		
		<b>Vendor Total:</b>	<b>5,535.40</b>
MARBOW	MAR BOW MUSIC	MAY 2026	158.10
01 1100 610 015 0 000	REEDS, STRING 4/17		
01 1100 340 015 0 000	FRENCH HOR REPAIR 12/12		
01 1100 340 015 0 000	REPLACE SNARE DRUM HEAD		
01 1100 340 015 0 000	REPAIR SAX, TRUMPET, FLUTE		
01 1100 340 015 0 000	REPAIR CLARINET 3/6		
		<b>Vendor Total:</b>	<b>158.10</b>
MERIDIAN	MERIDIAN STUDENT PLANNERS/JOSTENS	146736	215.05
01 1100 610 014 0 000	2026-2027 STUDENT PLANNERS		
		<b>Vendor Total:</b>	<b>215.05</b>
MIDAME	MID-AMERICAN RESEARCH CHEMICAL	0876578-IN	574.12
01 2610 610 001 0 000	SUPPLIES		
		<b>Vendor Total:</b>	<b>574.12</b>
NCSA	NCSA	90534	75.00
01 2410 330 015 0 000	2026 SESSION LEGAL		
		<b>Vendor Total:</b>	<b>75.00</b>

<u>Vendor ID</u>	<u>Vendor Name</u>	<u>Invoice</u>	<u>Amount</u>
<u>Account Number</u>	<u>Description</u>		
NEPUBL	NE PUBLIC POWER DISTRICT	APRIL 2026	4,919.51
01 2610 621 000 0 000	4919.51		
			<b>Vendor Total:</b>
			<b>4,919.51</b>
MATHTRI	NIPPON SANZO MATHESON INC	0033227464	725.71
01 1100 610 001 0 000	TEACHER SUPPLIES - MCKIMMEY		
			<b>Vendor Total:</b>
			<b>725.71</b>
PACIFI	PACIFIC STEEL & RECYCLING	9310242	533.57
01 1100 610 001 0 000	TEACHER SUPPLIES- MCKIMMEY		
			<b>Vendor Total:</b>
			<b>533.57</b>
PAYROL	PAYROLL ACCOUNT	MAY 2026	766,269.42
01 411	MAY PYRL 2026		
01 2310 810 000 0 000	ACH FEE		
			<b>Vendor Total:</b>
			<b>766,269.42</b>
PITGLOBAL	PITNEY BOWES GLOBAL FINANCIAL SERVICES LLC	3321655302	179.46
01 2610 443 000 0 000	POSTAGE MACHINE - MS		
			<b>Vendor Total:</b>
			<b>179.46</b>
ROCHES	ROCHESTER 100 INC.	INV115897	336.00
01 1100 610 014 0 000	ORANGE NICKY'S FOLDERS		
ROCHES	ROCHESTER 100 INC.	INV116199	336.00
01 1100 610 014 0 000	CORRECTION ORDER -ORANGE		
			<b>Vendor Total:</b>
			<b>672.00</b>
SASSDAN	SASSE, DANIEL	APRIL 2026	17.00
01 2710 890 000 0 000	LICENSE RENEWAL WITH		
			<b>Vendor Total:</b>
			<b>17.00</b>
SAVVAS	SAVVAS LEARNING COMPANY LLC	4027520421	5,348.14
01 1100 640 000 0 000	ENVISION MATH K-8		
SAVVAS	SAVVAS LEARNING COMPANY LLC	4027523300	4,836.38
01 1100 640 000 0 000	ENVISION MATH K-8		
SAVVAS	SAVVAS LEARNING COMPANY LLC	4027523325	2,418.19
01 1100 640 000 0 000	ENVISION MATH K-8		
SAVVAS	SAVVAS LEARNING COMPANY LLC	4027524414	4,836.38
01 1100 640 000 0 000	ENVISION MATH K-8		
SAVVAS	SAVVAS LEARNING COMPANY LLC	7029277207	99,219.40
01 1100 640 000 0 000	ENVISION MATH K-8		
			<b>Vendor Total:</b>
			<b>116,658.49</b>
SCJOUR	SC JOURNAL STAR	APRIL 2026	350.46
01 2320 540 000 0 000	ADVERTISING AND PRINTING		
			<b>Vendor Total:</b>
			<b>350.46</b>
STAPLE	STAPLES	6059829702	39.04

<u>Vendor ID</u>	<u>Vendor Name</u>	<u>Invoice</u>	<u>Amount</u>
<u>Account Number</u>	<u>Description</u>		
01 1100 610 013 0 000	ANNUAL BUY TEACHER SUPPLIES		
<b>Vendor Total:</b>			<b>39.04</b>
SUMMCOM	SUMMIT FIRE PROTECTION	4060485	1,099.20
01 2620 340 015 0 000	ANNUAL INSPECTION, 6- YEAR		
<b>Vendor Total:</b>			<b>1,099.20</b>
TAUSASH	TAUSAN, ASHLEI	APRIL 2026	40.95
01 2130 580 000 0 000	MEAL REIMB- WPCI TRAINING		
<b>Vendor Total:</b>			<b>40.95</b>
TIMEMAN	TIME MANAGEMENT SYSTEMS	363984	304.00
01 2320 350 000 0 000	MONTHLY AGREEMENT		
<b>Vendor Total:</b>			<b>304.00</b>
TKELE	TK ELEVATOR CORPORATION	3009313243	992.00
01 1200 320 000 0 000	CONTRACTED SERVICES- HS		
TKELE	TK ELEVATOR CORPORATION	3009313689	558.34
01 1200 320 000 0 000	CONTRACTED SERVICES- MS		
<b>Vendor Total:</b>			<b>1,550.34</b>
TRIANG	TRIANGLE ELECTRIC, INC.	2026-245	2,217.34
01 2620 340 001 0 000	CONTRACTED SERVICES HS		
<b>Vendor Total:</b>			<b>2,217.34</b>
WESTCO	WESTCO	APRIL 2026	4,971.59
01 2730 626 000 0 000	BULK FUEL		
01 2730 626 000 0 000	FUEL		
01 2730 340 000 0 000	SUPPLIES		
<b>Vendor Total:</b>			<b>4,971.59</b>
WENEBE	WESTERN NEBRASKA BEHAVIORAL HEALTH	APRIL 2026	4,537.50
01 2120 320 000 0 000	PUPIL SERVICES		
<b>Vendor Total:</b>			<b>4,537.50</b>
WPCI	WPCI	0073533-IN	678.80
01 2410 890 001 0 000	BREATH ALCOHOL-SCREEN AND		
<b>Vendor Total:</b>			<b>678.80</b>
<b>Fund Total:</b>			<b>969,266.21</b>
<b>Checking Account Total:</b>			<b>969,266.21</b>

<u>Vendor ID</u>	<u>Vendor Name</u>		<u>Invoice</u>	<u>Amount</u>
<u>Account Number</u>		<u>Description</u>		
<b>Checking</b>	<b>8</b>	<b>Fund: 06</b>	<b>LUNCH FUND</b>	
CASHWA	CASH-WA DISTRIBUTING CO.		APRIL 2026	15,481.38
06 3100 630 000 0 000		FOOD		
06 3100 630 000 0 000		FOOD		
<b>Vendor Total:</b>				<b>15,481.38</b>
DISTR3	DISTRICT NO 10 GENERAL FUND		MAY 2026	27,919.46
			LUNCH PYRL	
06 3100 890 000 0 000		MAY 2026 LUNCH PAYROLL		
<b>Vendor Total:</b>				<b>27,919.46</b>
GROCER	GROCERY MART		APRIL 2026-	281.60
			FS	
06 3100 630 000 0 000		FOOD		
<b>Vendor Total:</b>				<b>281.60</b>
HARRIS	HARRIS SALES		APRIL 2026	1,114.86
06 3100 630 000 0 000		FOOD		
<b>Vendor Total:</b>				<b>1,114.86</b>
HILAND	HILAND DAIRY		APRIL 2026	3,775.62
06 3100 630 000 0 000		FOOD		
06 3100 630 000 0 000		FOOD		
06 3100 630 000 0 000		FOOD		
<b>Vendor Total:</b>				<b>3,775.62</b>
PEPSIC	PEPSI-COLA OF WESTERN NE		APRIL 2026	384.50
06 3100 630 000 0 000		FOOD		
06 3100 630 000 0 000		FOOD		
06 3100 630 000 0 000		FOOD		
<b>Vendor Total:</b>				<b>384.50</b>
PIZZAH	PIZZA HUT		APRIL 2026	957.00
06 3100 630 000 0 000		PIZZA 4/9		
06 3100 630 000 0 000		PIZZA 4/23		
06 3100 630 000 0 000		PIZZA 4/30		
<b>Vendor Total:</b>				<b>957.00</b>
USFOOD	US FOOD SERVICE		APRIL 2026	9,003.91
06 3100 630 000 0 000		FOOD		
06 3100 630 000 0 000		FOOD		
<b>Vendor Total:</b>				<b>9,003.91</b>
<b>Fund Total:</b>				<b>58,918.33</b>
<b>Checking Account Total:</b>				<b>58,918.33</b>

**3007**  
**Review of Bills**

Prior to the monthly board meeting the superintendent shall provide by electronic means an invoice describing the bills that are being presented to the board for payment each month. The board members shall review the list of bills prior to the monthly board meeting. Any board member may request a discussion or more detail regarding a bill before the board approves payment.

Adopted on: 2/14/2022

Revised on: \_\_\_\_\_

Reviewed on: 11/11/2024

**3008**  
**Gifts, Grants and Bequests**

The school district encourages those who wish to make gifts, grants, bequests or devises of property, real or personal, to the school district to make such donations through the district's foundation. The superintendent or his or her designee is authorized to accept on behalf of the school district gifts of personal property that are consistent with the district's mission and objectives and which the superintendent reasonably believes has a fair market value of \$5,000 or less. In its sole discretion, the board of education may accept all other donations when they are consistent with the district's mission and objectives. Upon acceptance, donations shall become the sole property of the district. The donation will be under the complete control of the board or school district which will not have any obligation to replace it if it is destroyed or becomes obsolete.

Adopted on: 12/13/2021

Revised on: \_\_\_\_\_

Reviewed on: 02/12/2024

## **3009 Audit**

The board of education shall appoint a certified public accountant or public accounting firm to audit all school accounts annually and report to the board of education. The audit shall include all areas required by law and the rules of the Nebraska Department of Education. The auditor is not obligated to follow generally accepted accounting principles (GAAP) but shall conduct the audit according to the standards of the auditing profession.

Adopted on: 12/13/2021

Revised on: \_\_\_\_\_

Reviewed on: 09/11/2023

## **3010 Insurance**

The board of education shall purchase such insurance as it deems appropriate to protect the district, the board as a corporate body, individual board members, appointed officers, employees, and volunteers from financial loss arising from any claim, demand, suit or judgment. The district may, but is not required to, solicit bids or quotes for insurance coverage.

The board shall review its insurance coverage before its expiration date, or as need dictates.

Adopted on: 2/14/2022

Revised on: \_\_\_\_\_

Reviewed on: 02/12/2024

## **3012**

### **School Meal Program and Meal Charges**

**Meal Program.** The school district will make a school meal program available to students. The cost of the program will be determined by the board of education so as to make the program as nearly self-supporting as possible. With board approval, the district may contract with a private company or corporation for the management and/or provision of the program.

The district will notify the families with children attending school of the current guidelines for free or reduced-price school meals. A copy of the complete regulations and procedures regarding reduced-price and free meals shall be available in the office of the superintendent.

**Meal Charge Policy.** The district will notify students and their families of the policy for **Charged Meals**, meaning meals received by a student when the student does not have money in hand or in his or her food account. This policy applies to students who receive meals at the free, reduced, or full rates.

Notice of this policy must be provided in writing to all households at the start of each school year and to households that transfer to the school during the school year. Notice may be provided through the student handbook, student registration materials, online portal used to access student accounts, direct mailing or e-mail, newsletter, the district website, and/or any other appropriate means. Notice of this policy will also be provided all school staff responsible for the enforcement of it, including food service professionals responsible for collecting payment for meals at the point of service, staff involved in notifying families of low or negative balances, and other staff involved in enforcing any aspect of this policy.

The district's policy on charged meals is:

The district qualifies for the CEP program, where each child may receive one free breakfast and one free lunch daily. A la carte or extra items, are not part of the CEP program and may be purchased at the cost per item set annually by the district. School staff may prohibit any students from charging a la carte or extra items if they do not have cash in hand or their account has a negative balance.

Students who qualify for free meals will not be denied a reimbursable meal, even if they have accrued a negative balance from other food purchases. If they do not have cash in hand or their account has a negative balance.

If a student repeatedly lacks funds to purchase a meal, has not brought a meal from home, and is not enrolled in a free meal program, the district will use its resources and contacts to protect the health and safety of the student.

Failure or refusal of parents or guardians to provide meals for students may require mandatory reporting to child protection agencies as required by law.

### **Collection of Delinquent Meal Charge Debt**

The school district is required to make reasonable efforts to collect unpaid meal charges. The building principal or his or her designee will contact households about unpaid meal charges and notify them again of the availability of the free and reduced meal program and/or establish payment plans and due dates by telephone, e-mail, or other written or oral communication. If these collection efforts are unsuccessful, the school district may pursue any other methods to collect delinquent debt as allowed by law. Collection efforts may continue into a new school year.

In the event that the Nebraska Department of Education develops a state-level meal charge policy, it shall supersede that portion of this policy.

Adopted on: 12/13/2021

Revised on: \_\_\_\_\_

Reviewed on: 05/08/2023

**3013**  
**Emergency Closings**

School shall be held on the dates set forth on the official calendar, and shall not be closed or dismissed except when superintendent or his or her designee determines that it is impossible or impracticable to hold school. When school is closed there will be no school-sponsored activities held without the permission of the superintendent or building administrator.

Adopted on: 12/13/2021

Revised on: \_\_\_\_\_

Reviewed on: 05/08/2023

**3014**  
**Use of School Property**

1. Use of Specific Facilities by Application and Agreement
  - a. The district permits non-commercial use of the following facilities by individual patrons for their personal health and wellness: weight room and track. The district understands that it would not be feasible to require a patron to apply to use facilities like the weight room on every occurrence. The facility uses defined in this paragraph are an exception to the general facility use requirements contained in this policy for ease of administration and efficiency. All other facility uses must comply with the other provisions of this policy.
  - b. These particular facilities may be used upon only one application and upon signing the district's written waiver and agreement.
  - c. Use of these facilities is governed by this and other district policy and the agreement signed by the user. A copy of each agreement will be maintained in the district's central office.
  
2. General Facilities Use Guidelines
  - a. School facilities may be used by various education and community organizations and individuals when it is in the interest of the general public.
  - b. School facilities may not be used for personal profit and other commercial purposes. The district opens its facilities to district patrons for the benefit of the public, not commercial uses. Due to the complications created by groups or individuals using district facilities for commercial purposes, these uses are prohibited. Booster clubs and other organizations raising money purely for the support of student groups, as defined below, and not for personal profit are not considered commercial uses but must comply with the district's policies which apply to these groups.
  - c. Any person or group using school facilities must assure that it will be responsible for maintaining order, protecting property, and providing security and safety.

- d. Only those organizations and persons who are known to school officials, who have financial resources sufficient to cover all rentals and possible damages, and who are willing to discharge such obligations shall be permitted to use the school facilities and equipment.
- e. The rental fees for school facilities shall be set by the board.
- f. Non-curricular student groups or non-student groups (as those terms are defined below) that wish to use the facility must submit a facility use application which may be obtained from the district's central office. The application must be received by the superintendent prior to the approval of any facility use.
- g. The shop and weight room may not be used by students when school is not in session, unless supervised by a district staff member or a responsible adult upon approval of the superintendent. Use of the shop and weight room in violation of this provision may lead to the students being denied access to these facilities or other consequences permitted by board policy and Nebraska law.
- h. Any person or group using the school facilities, for any purpose, must comply with all of the district's policies, rules, and regulations.

### 3. Definitions

- a. "Curriculum-related student groups" shall mean students participating in school-sponsored activities, supervised by district staff, related to the curriculum, and recognized by the board.
- b. "Extracurricular student groups" shall mean students participating in an extracurricular activity, sponsored by the district, supervised by district staff, and recognized by the board, such as athletic teams and academic teams which are not otherwise categorized as "curriculum-related student groups."
- c. "Non-curriculum related student groups" shall mean all other groups comprised primarily of students who attend the district participating in activities such as Boy Scouts, Girl Scouts, 4-H, political groups, religious groups, and other similar youth groups.

- d. "Non-student group" shall mean all other groups or individuals who apply to use district facilities.
- e. "Superintendent" shall mean the superintendent of schools or his/her designee.

4. Use of School Property by Student Groups

a. Curriculum-related and Extracurricular student groups

- i.) Curriculum-related and Extracurricular student groups may use school facilities at no cost to the group, if they restore the facilities to their prior state after using them.
- ii.) The district shall bear any costs associated with use by these groups (*e.g.*, the fee paid to a cook or a custodian required to be in attendance).
- iii.) Curriculum-related and Extracurricular student groups have priority over non-curriculum related student groups and non-student groups.

b. Non-curriculum related student groups

- i. Non-curriculum related student groups may use the school building during non-instructional time. Such use shall be without charge.
  - (1) Such uses shall occur while the building is normally open and there is a minimum of interference with custodians or other student and staff facility use.
  - (2) These groups may use the school buildings in the evening for meetings if the group is sponsored by an adult and the adult (1) files the application to use the facilities on behalf of the group and (2) assumes responsibility for cleanup and placing the area back in the condition it was in prior to use.
- ii. Non-curriculum related student groups must apply for use of the facilities and secure the superintendent's permission before using school facilities.

- iii. Non-curriculum related student groups may meet only on school premises at times and places determined by the superintendent.
- iv. Non-curriculum related student groups must meet each of the following conditions to secure the superintendent's permission to use school facilities:
  - (1) The facility use will occur during non-instructional time.
  - (2) The district has facilities available to accommodate the group.
  - (3) The use is voluntary and for the general benefit of the student participants.
  - (4) The use will not substantially interfere with the orderly conduct of educational activities and other programs within the school.

5. Use of facilities by non-student groups

- a. The superintendent may authorize the use of any school facilities for non-school activities by non-student groups.
- b. In addition to the guidelines listed elsewhere in this policy and other board policies or administrative protocol, the superintendent will consider the following when making determinations regarding use of district facilities by non-student groups:
  - i. The local education association may hold meetings when classes are not in session and staff members are not on duty.
  - ii. Non-student groups which provide education-related programming and services for students and staff may be given priority of use over other outside groups. The superintendent has sole discretion in determining whether proposed uses relate sufficiently to the district's educational standards and programs.

- iii. Non-student groups which provide programming and services for community members and others living within the district may be given priority of use over other outside groups.
  - c. Denial of access
    - i. The superintendent may limit or deny access to school buildings, grounds, and activities to any person whom the superintendent deems to be using the facilities inappropriately and contrary to the district's mission.
    - ii. Upon determining that a person or group has engaged in, or is engaging in conduct that constitutes grounds for exclusion under this policy, the superintendent shall take such action as he or she determines appropriate, including directing the person to cease engaging in the conduct or to leave the school premises or activity immediately. The superintendent may request assistance from law enforcement authorities to remove an offending person from the school grounds. A person who enters school premises in violation of these conditions shall be deemed to be trespassing.
    - iii. The superintendent shall have the authority to fix the time when, and the conditions under which, the offending person may return to school premises.
- 6. Students, staff, and community members may use or lease school equipment for non-school use only if they have received the prior permission of the superintendent.
- 7. Proof of Insurance
  - a. When any non-curriculum related or non-student group utilizes school district facilities, the group submitting the facility use application may be asked to provide proof of insurance up to the current tort claims limits applicable to political subdivision in the State of Nebraska. Currently, those limits are \$1,000,000 per person for any number of claims arising out of a single occurrence and \$5,000,000 for all claims arising out of a single occurrence.

- b. The district may require the non-curriculum related or non-student group to include the district as an additional insured on any such policies and may refuse access to its facilities until proof of satisfaction of this requirement is submitted to the superintendent.

8. No Fees for Admission

- a. Non-curriculum related and non-student groups may not charge a fee to participate in or be a spectator at any recreational activity, event, or other such gathering occurring on district grounds unless approved in advance by the superintendent.
- b. If the district retains control over the area of the premises in which the non-curricular and non-student group desires to use, meaning the district provides supervision, staffing, custodial services, or otherwise maintains its control during the group's use of the facilities, the group may not charge a fee for admission under any circumstances.
- c. Non-curricular and non-student groups may charge for parking or vehicle entry onto the premises unless otherwise prohibited by the superintendent.

Adopted on: 12/13/2021

Revised on: 7/10/2023

Reviewed on: \_\_\_\_\_

**3015**  
**Time Away From School Activities**

As it is important for students to have some nights free from school activities, school activities will not be scheduled on Wednesday nights or on Sundays without the approval of the superintendent.

Adopted on: 12/13/2021

Revised on: \_\_\_\_\_

Reviewed on: 08/14/2023

**3016**  
**Use of Tobacco Products**

The use or possession of any tobacco product, including cigarettes, cigars, or other tobacco or tobacco derivative products; vapor products or electronic nicotine delivery systems; alternative nicotine products; or any other such look-alike or imitation product, is not permitted on school property at any time.

Adopted on: 12/13/2021

Revised on: \_\_\_\_\_

Reviewed on: 02/13/2023



# GORDON-RUSHVILLE PUBLIC SCHOOLS

## April 27, 2026 GRPS Public Facilities Meeting Survey

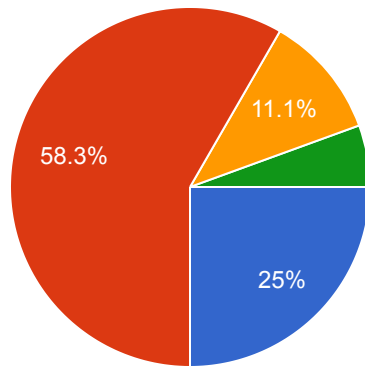
36 responses

[Publish analytics](#)

There are numerous facility needs at GRPS currently. Based on the information provided, in your opinion, what would be an appropriate amount of money the district could ask for in a bond to complete needed facility updates?

 [Copy](#)

36 responses



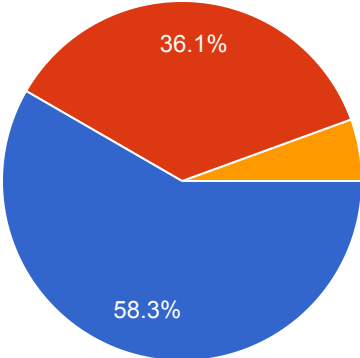
- 30 million
- 25 million
- 15 million
- Not in favor of any potential bond proposal at this time.



If you are in favor of a potential bond issue, what remaining option would you be most in favor of? (Reminder these options are frameworks)

 Copy

36 responses



- Option 3 - (Projected Cost of 20.6 million to 24.8 million)
- Option 5 - (Projected Cost of 19.2 million to 23.1 million)
- Other





# GORDON-RUSHVILLE PUBLIC SCHOOLS

## April/May 2026 GRPS Public Facility Improvement Survey

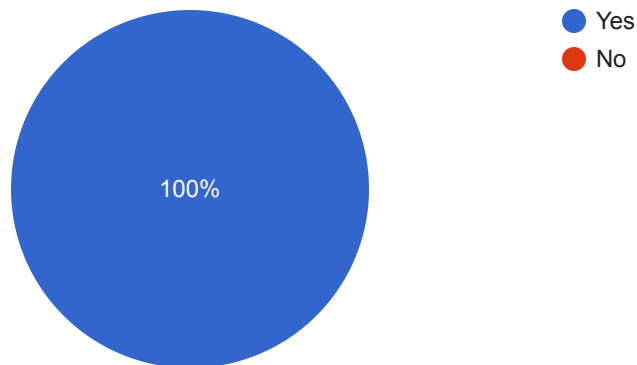
258 responses

[Publish analytics](#)

Have you reviewed the information on the Gordon-Rushville Website (linked above) regarding the community facility meetings and the options currently presented?

 [Copy](#)

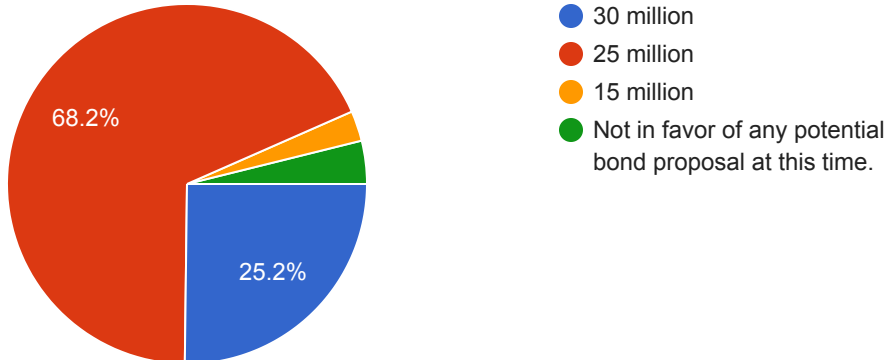
258 responses



There are numerous facility needs at GRPS currently. Based on the information provided, in your opinion, what would be an appropriate amount of money the district could ask for in a bond to complete needed facility updates?

 Copy

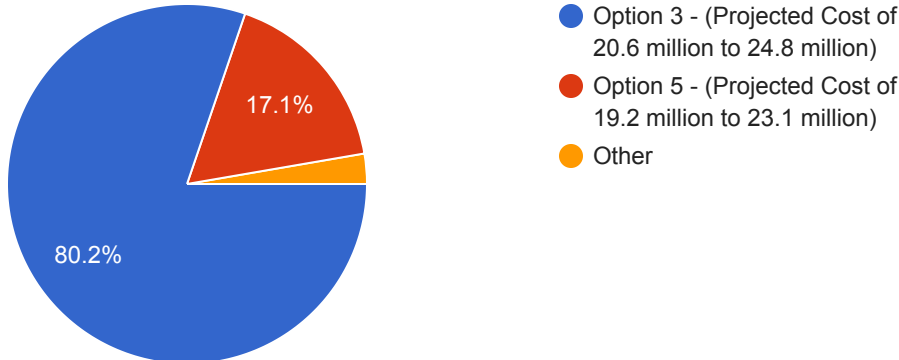
258 responses



If you are in favor of a potential bond issue, what remaining option would you be most in favor of? (Reminder these options are frameworks)

 Copy

258 responses



## 5052

### **School Wellness Policy**

A mission of Gordon-Rushville Public Schools is to provide curriculum, instruction, and experiences in a health-promoting school environment to instill habits of lifelong learning and health. Therefore, the Board adopts the following School Wellness Policy.

#### **1. District Wellness Committee**

##### **Committee Role and Membership**

The District will convene a representative District Wellness Committee (DWC) that meets at least one time per year to establish goals for and oversee school health and safety policies and programs, including development, implementation and periodic review of this policy.

The DWC membership will represent all school levels and include (to the extent possible), but not be limited to: parents and caregivers; students; representatives of the school nutrition program; physical education teachers; health education teachers; school health professionals or staff; mental health and social services staff; school administrators; school board members; and the general public. When possible, membership will also include Supplemental Nutrition Assistance Program Education coordinators. To the extent possible, the DWC will include representatives from each school building and reflect the diversity of the community.

##### **Leadership**

The Superintendent or designee(s) will convene the DWC and facilitate development of and updates to the wellness policy, and will ensure each school's compliance with the policy.

Each school will designate a school wellness policy coordinator, who will ensure compliance with the policy.

#### **2. Wellness Policy Implementation, Monitoring, Accountability and Community**

##### **Engagement**

##### **Implementation Plan**

The District will develop and maintain a plan for implementation to manage and coordinate the execution of this wellness policy. The plan delineates roles, responsibilities, actions and timelines specific to each school; and includes information about who will be responsible to make what change, by how much, where and when; as well as specific goals and objectives for nutrition standards for all foods and beverages available on the school campus, food and beverage marketing, nutrition promotion and education, physical activity, physical education and other school-based activities that promote student wellness. It is recommended that the school use the

Healthy Schools Program online tools to complete a school-level assessment based on the Centers for Disease Control and Prevention's School Health Index, create an action plan that fosters implementation and generate an annual progress report.

This wellness policy and the progress reports can be found at the District's website.

### **Recordkeeping**

The District will retain records to document compliance with the requirements of the wellness policy at the Superintendent's Office and/or on the District's computer network. Documentation maintained in this location will include, but not be limited to:

1. The written wellness policy;
2. Documentation demonstrating that the policy has been made available to the public;
3. Documentation of efforts to review and update the Local Schools Wellness Policy; including an indication of who is involved in the update and methods the district uses to make stakeholders aware of their ability to participate on the DWC;
4. Documentation to demonstrate compliance with the annual public notification requirements;
5. The most recent assessment on the implementation of the local school wellness policy
6. Documentation demonstrating the most recent assessment on the implementation of the Local School Wellness Policy has been made available to the public.

### **Annual Notification of Policy**

The District will actively inform families and the public each year of basic information about this policy, including its content, any updates to the policy and implementation status. This will include a summary of the District's events or activities related to wellness policy implementation. Annually, the District will also publicize the name and contact information of the District officials leading and coordinating the committee, as well as information on how the public can get involved with the school wellness committee.

### **Triennial Progress Assessments**

At least once every three years, the District will evaluate compliance with the wellness policy to assess the implementation of the policy and include:

- The extent to which the District's schools are in compliance with the wellness policy;
- The extent to which the District's wellness policy compares to [a] the Alliance for a Healthier Generation's model wellness policy; and
- A description of the progress made in attaining the goals of the District's wellness policy.

The position/person responsible for managing the triennial assessment and contact information is the Superintendent or the Superintendent's designee.

The DWC, in collaboration with individual schools, will monitor schools' compliance with this wellness policy.

The District will notify households/families of the availability of the triennial progress report.

### **Revisions and Updating the Policy**

The DWC will update or modify the wellness policy based on the results of the annual School Health Index and triennial assessments and/or as District priorities change; community needs change; wellness goals are met; new health science, information, and technology emerges; and new Federal or state guidance or standards are issued. The wellness policy will be assessed and updated as indicated at least every three years, following the triennial assessment.

### **Community Involvement, Outreach and Communications**

The District is committed to being responsive to community input, which begins with awareness of the wellness policy. The District will actively communicate ways in which representatives of DWC and others can participate in the development, implementation and periodic review and update of the wellness policy through a variety of means appropriate for that district. The District will also inform parents of the improvements that have been made to school meals and compliance with school meal standards, availability of child nutrition programs and how to apply, and a description of and compliance with Smart Snacks in School nutrition standards. The District will use electronic mechanisms, such as email or displaying notices on the District's website, as well as non-electronic mechanisms, such as newsletters, presentations to parents, or sending information home to parents, to ensure that all families are actively notified of the content of, implementation of, and updates to the wellness policy, as well as how to get involved and support the policy. The District will ensure that communications are culturally and linguistically appropriate to the community, and accomplished through means similar to other ways that the District and individual schools are communicating important school information with parents.

The District will notify the public about the content of or any updates to the wellness policy annually, at a minimum. The District will also use these mechanisms to inform the community about the availability of the annual and triennial reports.

### **3. Goals to Promote Student Wellness**

The District has established the following student wellness goals that are designed to promote student wellness in a manner that the District determines to be appropriate:

- a. Nutrition Education. To implement a curriculum that meets or exceeds the health and nutrition education objectives established by the Nebraska Department of Education.

- b. Physical Activity. To implement a curriculum that meets or exceeds the health and physical education objectives established by the Nebraska Department of Education.
- c. Health Education. To implement a curriculum that meets or exceeds the health and physical education objectives established by the Nebraska Department of Education.
- d. Other School Activities. To offer other suitable opportunities for students to engage in health-promoting activities.

The Superintendent or designee shall establish such further goals as are determined appropriate to meet the stated mission.

#### **4. Nutrition**

All schools within the District that participate in USDA child nutrition programs, including the National School Lunch Program (NSLP), the School Breakfast Program (SBP), and any additional Federal child nutrition programs will meet the nutrition requirements of such programs.

Gordon-Rushville Public Schools will take steps necessary to ensure the privacy of all students and their families is protected in regards to information gathered to determine eligibility for free/reduced priced meals. Record of student names including family income will only be available to those individuals directly involved in reporting this information to the NDE.

No student attending Gordon-Rushville Public Schools will be denied access to school meals or snacks. Only the Head of Food Service or designee, Superintendent, or designee, appropriate Business Office staff, the student and parent/guardian will have access to a student's meal fee balance. Students who accumulate unpaid school meal balances excess of \$0 may be subject to:

1. Written notification to the parent/guardian requesting payment or to set up a payment schedule with the district's Business Office
2. Required to provide a cash payment at the time of purchase for any second serving or additional meal items other than what is included in the meal's original offered serving.

The district will annually develop and send to each child's parent or guardian a letter as outlined by the State Department of Education including an application form for free or reduced price meals at the beginning of each school year. Applications may be filed at any time during the year. All children from a family will receive the same benefits.

The following information will be available in the office of the Superintendent.

1. Eligibility criteria for free and reduced meals
2. Parent letter and application
3. Public release
4. Collection procedure

Water will be made available to all students and staff throughout the day. Cups and coolers are available in all cafeterias as well as water fountains in all buildings including water bottle fillers. All water sources and containers will be maintained on a regular basis to ensure good hygiene standards. Students may bring personal water bottles from home to use that meet building requirements.

All nutrition program directors, managers, and staff will meet or exceed hiring and annual continuing education/training requirements in the USDA professional standards for child nutrition professionals. These school nutrition personnel will refer to USDA Professional Standards for School Nutrition Standards website to search for training to meet their learning needs. These individuals will also be in communication with the NDE Office of Nutrition Services on a regular basis.

The district is continually researching and seeking opportunities to include locally grown or produced food in the school meal program.

### **Closed Campus and Lunch Schedules**

As stated in the district's student handbooks, Gordon-Rushville Public Schools follows a closed campus practice at all grade levels.

*Students may not to leave the building without permission from the administration. High school students may leave campus to go home for lunch if they have secured a completed contract and submitted it to the office.*

Specific schedules for lunch may be found in the student handbook, all students have a minimum of 30 minutes for lunch, not including recess.

### **Assurance for Reimbursable School Meals**

The District gives the assurance that the District's guidelines for reimbursable school meals shall not be less restrictive than regulations and guidance issued by the Secretary of Agriculture pursuant to subsections (a) and (b) of section 10 of the Child Nutrition Act (42 U.S.C. 1779) and sections 9(f)(1) and 17(a) of the Richard B. Russell National School Lunch Act (42 U.S.C. 1758(f)(1), 1766(a)), as those regulations and guidance apply to the District.

Students who choose to bring lunches from home are asked to bring meals which would be considered part of a balanced and nutritious diet.

Parents of students with food allergies and or food tolerances are required to complete a food allergy form available from the respective building principal office.

### **Nutrition Guidelines Foods Provided/Sold Foods**

Nutrition guidelines have been selected by the District for all foods available in each school building during the school day with the objective of promoting student health and reducing

childhood obesity. The guidelines are as follows: (1) school breakfast and lunch programs will be offered which meet or exceed the requirements of federal and state law and regulatory authorities and (2) no foods in competition with the school lunch or breakfast program shall be sold or otherwise made available to students anywhere on school premises during the period of one-half hour prior to the serving period for breakfast and lunch and lasting until one-half hour after the serving of breakfast and lunch. The Superintendent or designee shall establish such further nutrition guidelines as are determined appropriate to meet the stated mission.

A summary of the standards and information are available at: <https://www.fns.usda.gov/tn/guide-smart-snacks-school>

The Alliance for a Healthier Generation provides a set of tools to assist with implementation of Smart Snacks available at [www.healthiergeneration.org/smartsnacks](http://www.healthiergeneration.org/smartsnacks)

Vending machines available in the district contain beverages that align with the standards outlined in [www.healthiergeneration.org/smartsnacks](http://www.healthiergeneration.org/smartsnacks)

### **Competitive Foods (Includes Food and Beverages Sold in Vending Machines, School Stores, and Fundraisers)**

- a. Definitions. “Competitive food” means all food and beverages other than meals reimbursed under programs authorized by the Richard B. Russell National School Lunch Act and the Child Nutrition Act of 1966 available for sale to students on the school campus during the school day. For the purpose of competitive food standards implementation, “school day” means the period from the midnight before to 30 minutes after the end of the official school day.
- b. Applicability. Except as otherwise allowed by the Nebraska Department of Education (NDE) or applicable law, all competitive food sold during the school day must meet the USDA Smart Snacks Standards and the nutrition standards found in 7 CFR § 210.11. The competitive food restrictions do not apply to food sold during non-school day hours, weekends, and off-campus fundraising events such as concessions during after-school sporting events, school plays or concerts; or to bulk food items that are sold for consumption at home. (Ex: frozen pizzas, cookie dough tubs, etc.)
- c. Fundraiser Exemptions. A special exemption is allowed for the sale of food and/or beverages that do not meet the competitive food standards as required in this section for the purpose of conducting an infrequent school-sponsored fundraiser. The specially exempted fundraisers must not take place more than the frequency specified by NDE during such periods that schools are in session. No specially exempted fundraiser foods or beverages may be sold in competition with school meals in the food service area during the meal service.
- d. Other Exemptions. The only other nutrition exemptions from the competitive food requirements are those found in 7 CFR § 210.11.

- e. Other Limitations. No competitive food can be sold to children anywhere on school premises beginning one half hour before breakfast and/or lunch service until one half hour after meal service unless all proceeds earned during these time periods go to the school nutrition program.

### **Celebrations and Rewards**

All foods offered on the school campus will meet or exceed the USDA Smart Snacks in School nutrition standards or, if the state policy is stronger, will meet or exceed state nutrition standards, including through:

1. Celebrations and parties. The District will provide a list of healthy party ideas to parents and teachers, including non-food celebration ideas.
2. Classroom snacks brought by parents. The District will provide or make available to parents a list of foods and beverages that meet Smart Snacks nutrition standards.
3. Rewards and incentives. The District will provide teachers and other relevant school staff a list of alternative ways to reward children or other comparable resources. Foods and beverages will not be used as a reward, or withheld as punishment for any reason, such as for performance or behavior.

Suggestions for classroom celebrations include but are not limited to:

- Classroom teachers will provide a list of opportunities for parents to sign-up for snacks which comply with the Smart Snacks nutrition guidelines.
- If applicable, the classroom teacher will include in the list any food allergies or food tolerances in the classroom that year.
- Holding a once-a-month birthday celebration instead of individual celebrations
- Use of non-food items for birthday celebrations such as pencils, stickers, etc.

### **Nutrition Promotion**

The District will promote healthy food and beverage choices for all students throughout the school campus, as well as encourage participation in school meal programs. This promotion will occur through:

- Implementing at least five or more evidence-based healthy food promotion techniques through the school meal programs using Smarter Lunchroom techniques.

### **Nutrition Education**

The District will teach, model, encourage and support healthy eating by all students. Schools will provide nutrition education and engage in nutrition promotion that:

- Is designed to provide students with the knowledge and skills necessary to promote and protect their health;

- Is part of not only health education classes, but also could be integrated into other classroom instruction through subjects such as math, science, language arts, social sciences and elective subjects;
- Promotes fruits, vegetables, whole-grain products, low-fat and fat-free dairy products and healthy food preparation methods;
- Emphasizes caloric balance between food intake and energy expenditure (promotes physical activity/exercise);
- Links with school meal programs, cafeteria nutrition promotion activities, school gardens, Farm to School programs, other school foods and nutrition-related community services;
- Teaches media literacy with an emphasis on food and beverage marketing; and
- Includes nutrition education training for teachers and other staff.

### **Food and Beverage Marketing in Schools**

The District is committed to providing a school environment that ensures opportunities for all students to practice healthy eating and physical activity behaviors throughout the school day while minimizing commercial distractions. The District strives to teach students how to make informed choices about nutrition, health and physical activity. These efforts will be weakened if students are subjected to advertising on District property that contains messages inconsistent with the health information the District is imparting through nutrition education and health promotion efforts. It is the intent of the District to protect and promote student's health by permitting advertising and marketing for only those foods and beverages that are permitted to be sold on the school campus, consistent with the District's wellness policy.

Any foods and beverages marketed or promoted to students on the school campus during the school day will meet or exceed the USDA Smart Snacks in School nutrition standards or, if stronger, state nutrition standards, such that only those foods that comply with or exceed those nutrition standards are permitted to be marketed or promoted to students.

Food and beverage marketing is defined as advertising and other promotions in schools. Food and beverage marketing often includes oral, written, or graphic statements made for the purpose of promoting the sale of a food or beverage product made by the producer, manufacturer, seller or any other entity with a commercial interest in the product. This term includes, but is not limited to the following:

1. Brand names, trademarks, logos or tags, except when placed on a physically present food or beverage product or its container.
2. Displays, such as on vending machine exteriors

3. Corporate brand, logo, name or trademark on school equipment, such as marquees, message boards, scoreboards or backboards (Note: immediate replacement of these items are not required; however, districts will replace or update scoreboards or other durable equipment when existing contracts are up for renewal or to the extent that it is financially possible over time so that items are in compliance with the marketing policy.)
4. Corporate brand, logo, name or trademark on cups used for beverage dispensing, menu boards, coolers, trash cans and other food service equipment; as well as on posters, book covers, pupil assignment books or school supplies displayed, distributed, offered or sold by the District.
5. Advertisements in school publications or school mailings.
6. Free product samples, taste tests or coupons of a product, or free samples displaying advertising of a product.

As the District/school nutrition services/Athletics Department/PTA/PTO reviews existing contracts and considers new contracts, equipment and product purchasing (and replacement) decisions should reflect the applicable marketing guidelines established by the District wellness policy.

## **5. Physical Activity and Health Education**

Children and adolescents should participate in physical activity every day. A substantial percentage of students' physical activity can be provided through a comprehensive school physical activity program (CSPAP). A CSPAP reflects strong coordination and synergy across all of the components: quality physical education as the foundation; physical activity before, during and after school; staff involvement and family and community engagement; and the District is committed to providing these opportunities. Schools will ensure that these varied physical activity opportunities are in addition to, and not as a substitute for, physical education (addressed in "Physical Education" subsection). All schools in the District will be encouraged to participate in Nebraska Healthy School programs, or comparable programs, in order to successfully address all CSPAP areas.

Physical activity during the school day (including but not limited to recess, classroom physical activity breaks or physical education) will not be withheld as punishment. The District will provide teachers and other school staff with a list of ideas or resources for alternative ways to discipline students.

All students will be provided equal opportunity to participate in physical education classes. The District will make appropriate accommodations to allow for equitable participation for all students. To the extent practicable, the District will ensure that its grounds and facilities are safe and that equipment is available to students to be active. The District will conduct necessary inspections and repairs.

Health Education will be provided to all students grades K-9. Students will be provided instruction in a wide variety of topics which encourage and promote healthy lifestyles, safety and well-being. District elementary students in each grade will receive physical education for at least 60-90 minutes per week throughout the school year.

All District middle school students are required to take three years of physical education classes  
All District secondary students are required to take two years of physical education, with additional elective opportunities available.

All Gordon-Rushville physical education teachers hold the appropriate certification to teach through the Nebraska Department of Education.

Gordon-Rushville physical education teachers are provided with opportunities to participate in appropriate professional development for their subject area. Including attendance at the annual SHAPE conference.

Exemptions for physical education classes are not granted unless directly prescribed by a certified medical provider.

The District continues to work with other local entities and organizations to develop and provide opportunities for physical activities in the communities. Including but not limited to Girls on the Run, Kiwanis Basketball, youth volleyball league, access to middle school and high school tracks, 9 Ft Tournament, and adult COED volleyball. The District will develop, enhance or continue relationships with community partners (i.e. hospital, post secondary institutes, Educational Service Unit, local law enforcement and businesses) in support of this wellness policy's implementation. Evaluation of existing partnerships will be conducted to ensure that they are consistent with the wellness policy and its goals.

The District will promote to parents/guardians/caregivers/families, and the general community the benefits of and approaches for healthy eating and physical activity throughout the school year. Families will be informed and invited to participate in school-sponsored activities and will receive information about health promotion efforts.

The District provides after school activities for students grades 7-12 in compliance with NSAA regulations and requirements including, Cross Country, Volleyball, Football, Golf, Boys and Girls Basketball, Wrestling, Track and Field. Additionally the District provides an afterschool program from students grades K-6 which includes physical activities as well as academic enrichments and social development.

All elementary schools will offer at least 30 minutes of recess on all or most days of the school year. This practice may be waived on early dismissal or late start days. If recess is offered before lunch, schools will have appropriate hand-washing facilities and/or hand sanitizing mechanisms available before students eat.

Outdoor recess will be offered when weather is feasible for outdoor play. Outside recesses are required throughout the year for all elementary students. They are expected to wear adequate clothing and boots for cold and wet weather. Please mark all outdoor clothing for identification. Building administrators make the final decision as to whether students remain outside or in the building due to a variety of playground and weather conditions including:

- When weather is raining or snowing heavily

- When the temperature or wind chill is below 15 degrees Fahrenheit

- When lightening or approaching storms are in the immediate area

In the event the building must conduct indoor recess, teachers and staff will follow indoor recess guidelines as outlined in the student handbook. Recess will complement not substitute for physical education classes.

The District recognizes that students are more attentive and ready to learn if provided with periodic breaks where they can be physically active or stretch. Students will be offered periodic opportunities to be active or stretch throughout the school day, based on teacher discretion. Opportunities include those modeled by Go Noodle and Mindful Movement for example. The District recommends that students be allowed 3-5 minutes between classroom times as a physical activity break, this would include passing time at the middle and high school levels.

The District follows a consecutive developmentally appropriate curriculum guide for all subject areas, including physical education. Skills are taught, reinforced and advanced as appropriate through grades PK-12. The District will integrate wellness activities across the entire school setting, not just the cafeteria, other food and beverage venues and physical education facilities. The District will coordinate and integrate other initiatives related to physical activity, physical education, nutrition, and other wellness components so all efforts are complementary, not duplicative, and work toward the same set of goals and objectives of promoting student well-being, optimal development, and strong educational outcomes.

The District supports active transport to and from school such as walking and biking. GRPS has and will continue to work with both communities, Gordon and Rushville to establish and designate safe or preferred routes to school. The District supports and promotes such activities as

- National Walk to School Day, Walk at Lunch Day, National Bike and Walk to School Day. The district will provide secure storage for bicycles and helmets as appropriate for each building.
- Cross guards are used at both elementary buildings and students are instructed in proper crosswalk procedures.
- Crosswalks are established and advertised.
- Speed monitoring and lower speed limits have been established near buildings where appropriate (15 mph)
- Bus loading and unloading areas have been established

## **6. Other Activities that Promote Student Wellness**

The District will integrate wellness activities across the entire school setting, not just in the cafeteria, other food and beverage venues and physical activity facilities. The District will coordinate and integrate other initiatives related to physical activity, physical education, nutrition and other wellness components so all efforts are complementary, not duplicative, and work towards the same set of goals and objectives promoting student well-being, optimal development and strong educational outcomes.

Schools in the District are encouraged to coordinate content across curricular areas that promote student health, such as teaching nutrition concepts in mathematics, with consultation provided by either the school or the District's curriculum experts.

The District Wellness Committee will have a staff wellness subcommittee that focuses on staff wellness issues, identifies and disseminates wellness resources, and performs other functions that support staff wellness in coordination with human resources staff. The subcommittee will be led by the school nurse.

Schools in the district will implement strategies to support staff in actively promoting and modeling healthy eating and physical activity behaviors. Examples of strategies that may be used include EHA Wellness, blood pressure checks, staff immunizations, team building fitness and nutrition challenges, mental health care, etc.

The District promotes staff member participation in health promotion programs and will support programs for staff members on healthy eating/weight management that are accessible and free or low cost.

The District will include members from each building on the District Wellness Committee, these committee members will report directly to their specific building information regarding health and wellness practices, promotions and concerns of the District. Likewise these members will bring to the DWC as a group concerns, suggestions or ideas from the building they represent.

### **Community Partnership**

The District will develop, enhance, or continue relationships with community partners (e.g. hospitals, colleges, local business, health providers, etc.) in support of this wellness policy's implementation. New and existing community partnerships will be evaluated to ensure that they are consistent with the wellness policy and its goals.

### **Glossary**

**School Campus:** areas that are owned or leased by the school and used at any time for school-related activities, including on the outside of the school building, school buses or other vehicles used to transport students, athletic fields and stadiums (e.g., on scoreboards, coolers, cups, and water bottles), or parking lots.

**School Day:** the time between midnight the night before to 30 minutes after the end of the instructional day.

**Triennial** – recurring every three years.

Legal Reference: Healthy, Hunger-Free Kids Act of 2010, 42 U.S.C. section 1758b; 7 CFR sections 210.11 and 210.30; National School Lunch Program, 42 U.S.C sections 1751-1760, 1770; Regulations and Procedures for Accreditation of Schools, NDE Rule 10

DATE OF APPROVAL: 07/11/2016 (as 5417)

DATE OF REVISION: 7/10/2023 (as 5052), 7/15/2024

DATE OF REVIEW: 07/14/2021



**AGREEMENT  
BETWEEN CLIENT AND JEO CONSULTING GROUP, INC.  
FOR  
PROFESSIONAL SERVICES**

THIS IS AN AGREEMENT effective as of the date signed by Client (“Effective Date”) between \_\_\_\_\_ (“Client”) and JEO Consulting Group, Inc. (“JEO”).

Client’s project, of which JEO’s services under this Agreement are a part, is generally identified as follows:

**Gordon-Rushville Public Schools Concept Planning and Pre-Bond Support** (“Project”).

JEO Project Number: \_\_\_\_\_

Client and JEO further agree as follows:

**ARTICLE 1 - SERVICES OF JEO**

---

**1.01 Scope**

- A. JEO shall provide, or cause to be provided, the services set forth in Exhibit A.

**ARTICLE 2 - CLIENT’S RESPONSIBILITIES**

---

**2.01 Client Responsibilities**

- A. Client responsibilities are outlined in Exhibit A and Section 3 of Exhibit B.

**ARTICLE 3 - COMPENSATION**

---

**3.01 Compensation**

- A. Client shall pay JEO as set forth in Exhibit A and per the terms in Exhibit B.
- B. The fee for the Project is summarized in Exhibit A.
- C. The Standard Hourly Rates Schedule shall be adjusted annually (as of approximately January 1st) to reflect equitable changes in the compensation payable to JEO. The current hourly rate schedule can be provided upon request.

**ARTICLE 4 - EXHIBITS AND SPECIAL PROVISIONS**

---

**4.01 Exhibits**

Exhibit A – Scope of Services  
Exhibit B – General Conditions

**4.02 Total Agreement**

A. This Agreement (consisting of pages 1 to 2 inclusive, together with the Exhibits identified as included above) constitutes the entire agreement between Client and JEO and supersedes all prior written or oral understandings. This Agreement may only be amended, supplemented, modified, or canceled by a duly executed written instrument.

IN WITNESS WHEREOF, the parties hereto have executed this Agreement.

Client: \_\_\_\_\_  
\_\_\_\_\_

JEO Consulting Group, Inc.  
  
\_\_\_\_\_

By: \_\_\_\_\_

By: Jack Baker

Title: \_\_\_\_\_

Title: Principal

Date Signed: \_\_\_\_\_

Date Signed: 5/7/26

Address for giving notices:  
\_\_\_\_\_  
\_\_\_\_\_

Address for giving notices:  
JEO Consulting Group, Inc.

\_\_\_\_\_  
\_\_\_\_\_

120 E 16<sup>th</sup> Street

\_\_\_\_\_

Scottsbluff, NE 69361  
\_\_\_\_\_



**SCOPE OF SERVICES:  
Exhibit A**

**PROJECT DESCRIPTION: GORDON-RUSHVILLE PUBLIC SCHOOLS – CONCEPT PLANNING**

Gordon, Nebraska: The project will consist of concept planning including preliminary floor plan development of proposed improvements at the high school building. The concept plan is in the very early stages of discussion and development, but would generally be focused on the demolition of the original high school 3-story classroom building, remodel of the remaining high school spaces and additions to the building to include an additions to the main High School building to include but not limited to classrooms, cafeteria/multi-use space, restrooms, additional gym, and other support spaces. Services will also include preliminary cost estimates for proposed improvements at other district locations in addition to the high school, presentation floor plans for other buildings as necessary and artistic renderings of the high school building improvements.

**1 CONCEPT PLANNING**

- 1.1 Concept planning will include
  - 1.1.1 Floor plans showing all areas of the building additions.
  - 1.1.2 Preliminary concept site plan showing drop off locations and access improvements.
  - 1.1.3 Preliminary cost estimates.
  - 1.1.4 Visual presentation plans with colored labeling and breakdown of spaces.
  - 1.1.5 Program comparison on existing space and proposed improvements.
  - 1.1.6 Conceptual renderings showing proposed improvements for public presentation.
  - 1.1.7 Planning meetings with School Board and Administration for review of concepts.
  - 1.1.8 Narrative of building type and proposed overall construction.

**2 OWNER RESPONSIBILITIES**

- 2.1 Provide timely review of documents or requests for information.
- 2.2 Provide access to property to conduct proposed services
- 2.3 Provide contact information for utility companies within the right-of-way along the project route.
- 2.4 The Owner must provide the following information to the Engineer/Consultant:
  - 2.4.1 Access to all project sites.
  - 2.4.2 Provide a room/location for all meetings throughout the project.
  - 2.4.3 Copies of the most current facility plans and building drawings.

### 3 FEE (LUMP SUM)

3.1 JEO proposes to provide the services defined above for the fees defined below:

<u>Task:</u>	<u>Fee</u>
<b>Concept Planning</b> (Hourly not to Exceed)	\$ <b><u>36,000.00</u></b>
<b>Total</b> (Not to Exceed)	\$ <b>36,000.00</b>

### 4 PROGRESS PAYMENTS

- 4.1 JEO will bill for services completed near the end of each month. All invoices are due payable upon receipt and are considered delinquent after 30 days.
- 4.2 Invoices not paid within 30 days may be charged interest at the annual rate of 12% (1.0%/month).
- 4.3 Payments will be applied first to the interest then principal.
- 4.4 Work by JEO will cease if invoices have not been paid in full within 60 days and will not begin again until full payment with interest has been received.

### 5 CONTRACT TIME

- 5.1 JEO will work as expeditiously as possible, pending authorization from Owner to complete the tasks in this project.
- 5.2 Conceptual planning, estimates and renderings are anticipated to be completed by July 1, 2026.
- 5.3 The intent of the project is to prepare for a bond initiative in November 2026

### 6 EXCLUSIONS

- 6.1 Design of proposed improvements beyond the concept level.
- 6.2 Geotechnical investigation of subsurface soils conditions.
- 6.3 Land rights and ownership.
- 6.4 Floodplain, Corps 404, or other environmental permitting.
- 6.5 SWPPP preparation, administration and inspections.
- 6.6 Special meetings and meetings not outlined in the Scope of Services.
- 6.7 Environmental services, such as wetland delineations, endangered species surveys, bird surveys, applications and submittals for permits with US Army Corps of Engineers, and mitigation plans
- 6.8 Phase I or II ESA.
- 6.9 Property title searches or title commitments.
- 6.10 Bidding or construction services.

### 7 REIMBURSABLE EXPENSES

- 7.1 Typical reimbursable expenses are included in the lump-sum and cover: mileage for trips required to complete the work defined above, long-distance phone calls, meals, other travel expenses, software, copies/prints, and faxes.
- 7.2 Other reimbursable expenses shall be billed at 110% of their cost. (None are anticipated on this project.)

### 8 ADDITIONAL TERMS

The General Conditions are specified in Exhibit B.

# JEO CONSULTING GROUP INC ■ JEO ARCHITECTURE INC

## GENERAL CONDITIONS

**1. SCOPE OF SERVICES:** JEO Consulting Group, Inc. ("JEO") shall perform the services described in Exhibit A. JEO shall invoice the client for these services at the fee stated in Exhibit A.

**2. ADDITIONAL SERVICES:** JEO can perform work beyond the scope of services, as additional services, for a negotiated fee or at fee schedule rates.

**3. CLIENT RESPONSIBILITIES:** The client shall provide all criteria and full information as to the client's requirements for the project; designate and identify in writing a person to act with authority on the client's behalf in respect to all aspects of the project; examine and respond promptly to JEO's submissions; and give prompt written notice to JEO whenever the client observes or otherwise becomes aware of any defect in work.

Unless otherwise agreed, the client shall furnish JEO with right-of-access to the site in order to conduct the scope of services. Unless otherwise agreed, the client shall also secure all necessary permits, approvals, licenses, consents, and property descriptions necessary to the performance of the services hereunder. While JEO shall take reasonable precautions to minimize damage to the property, it is understood by the client that in the normal course of work some damage may occur, the restoration of which is not a part of this agreement.

Client is responsible for paying the sales tax/fees on services provided, if sales tax/fees are required by the jurisdiction of the project. This amount may not be included in the fee for the project.

**4. TIMES FOR RENDERING SERVICES:** JEO's services and compensation under this agreement have been agreed to in anticipation of the orderly and continuous progress of the project through completion. Unless specific periods of time or specific dates for providing services are specified in the scope of services, JEO's obligation to render services hereunder shall be for a period which may reasonably be required for the completion of said services.

If specific periods of time for rendering services are set forth or specific dates by which services are to be completed are provided, and if such periods of time or date are changed through no fault of JEO, the rates and amounts of compensation provided for herein shall be subject to equitable adjustment. If the client has

requested changes in the scope, extent, or character of the project, the time of performance of JEO's services shall be adjusted equitably.

**5. INVOICES:** JEO shall submit invoices to the client monthly for services provided to date and a final bill upon completion of services. Invoices are due and payable within 30 days of receipt. Invoices are considered past due after 30 days. Client agrees to pay a finance charge on past due invoices at the rate of 1.0% per month, or the maximum rate of interest permitted by law.

If the client fails to make any payment due to JEO for services and expenses within 30 days after receipt of JEO's statement, JEO may, after giving 7 days' written notice to the client, suspend services to the client under this agreement until JEO has been paid in full all amounts due for services, expenses, and charges.

**6. STANDARD OF CARE:** The standard of care for all services performed or furnished by JEO under the agreement shall be the care and skill ordinarily used by members of JEO's profession practicing under similar circumstances at the same time and in the same locality. JEO makes no warranties, express or implied, under this agreement or otherwise, in connection with JEO's services.

JEO shall be responsible for the technical accuracy of its services and documents resulting therefrom, and the client shall not be responsible for discovering deficiencies therein. JEO shall correct such deficiencies without additional compensation except to the extent such action is directly attributable to deficiencies in client furnished information.

**7. REUSE OF DOCUMENTS:** Reuse of any materials (including in part plans, specifications, drawings, reports, designs, computations, computer programs, data, estimates, surveys, other work items, etc.) by the client on a future extension of this project, or any other project without JEO's written authorization shall be at the client's risk and the client agrees to indemnify and hold harmless JEO from all claims, damages, and expenses including attorney's fees arising out of such unauthorized use.

**8. ELECTRONIC FILES:** Copies of Documents that may be relied upon by the client are limited to the printed copies (also known as hard copies) that are signed or sealed by JEO. Files in electronic media format of text,

# JEO CONSULTING GROUP INC ■ JEO ARCHITECTURE INC

## GENERAL CONDITIONS

data, graphics, or of other types that are furnished by JEO to the client are only for convenience of the client. Any conclusion or information obtained or derived from such electronic files shall be at the user's sole risk.

a. Because data stored in electronic media format can deteriorate or be modified inadvertently or otherwise without authorization of the data's creator, the party receiving electronic files agrees that it shall perform acceptance tests or procedures within 30 days, after which the receiving party shall be deemed to have accepted the data thus transferred. Any errors detected within the 30 day acceptance period shall be corrected by the party delivering the electronic files. JEO shall not be responsible to maintain documents stored in electronic media format after acceptance by the client.

b. When transferring documents in electronic media format, JEO makes no representations as to long term compatibility, usability, or readability of documents resulting from the use of software application packages, operating systems, or computer hardware differing from those used by JEO at the beginning of the project.

c. The client may make and retain copies of documents for information and reference in connection with use on the project by the client.

d. If there is a discrepancy between the electronic files and the hard copies, the hard copies govern.

e. Any verification or adaptation of the documents by JEO for extensions of the project or for any other project shall entitle JEO to further compensation at rates to be agreed upon by the client and JEO.

**9. SUBCONSULTANTS:** JEO may employ consultants as JEO deems necessary to assist in the performance of the services. JEO shall not be required to employ any consultant unacceptable to JEO.

**10. INDEMNIFICATION:** To the fullest extent permitted by law, JEO and the client shall indemnify and hold each other harmless and their respective officers, directors, partners, employees, and consultants from and against any and all claims, losses, damages, and expenses (including but not limited to all fees and charges of engineers, architects, attorneys, and other professionals, and all court or arbitration or other dispute resolution costs) to the extent such claims, losses, damages, or expenses are caused by the indemnifying parties' negligent acts, errors, or omissions. In the event claims, losses, damages, or expenses are caused by the joint or concurrent

negligence of JEO and the client, they shall be borne by each party in proportion to its negligence.

**11. INSURANCE:** JEO shall procure and maintain the following insurance with limits not less than shown during the performance of services under this agreement:

a. Workers' Compensation: Statutory

b. Employer's Liability

i. Each Accident: \$500,000

ii. Disease, Policy Limit: \$500,000

iii. Disease, Each Employee: \$500,000

c. General Liability

i. Each Occurrence (Bodily Injury and Property Damage): \$1,000,000

ii. General Aggregate: \$2,000,000

d. Auto Liability

i. Combined Single: \$1,000,000

e. Excess or Umbrella Liability

i. Each Occurrence: \$1,000,000

ii. General Aggregate: \$1,000,000

f. Professional Liability:

i. Each Occurrence: \$1,000,000

ii. General Aggregate: \$2,000,000

g. All policies of property insurance shall contain provisions to the effect that JEO and JEO's consultants' interests are covered and that in the event of payment of any loss or damage the insurers shall have no rights of recovery against any of the insureds or additional insureds thereunder.

h. For projects with construction services, the client shall require the contractor to purchase and maintain general liability and other insurance as specified in the Contract Documents and to cause JEO and JEO's consultants to be listed as additional insured with respect to such liability and other insurance purchased and maintained by the contractor for the project.

i. The client shall reimburse JEO for any additional limits or coverages that the client requires for the project.

**12. TERMINATION:** This agreement may be terminated by either party upon 7 days prior written notice. In the event of termination, JEO shall be compensated by client for all services performed up to and including the termination date. The effective date of termination may be set up to thirty (30) days later than otherwise provided to allow JEO to demobilize personnel and equipment from the site, to complete tasks whose value would otherwise be lost, to prepare notes as to the status of completed and uncompleted tasks, and to assemble project materials in orderly files.

## JEO CONSULTING GROUP INC ■ JEO ARCHITECTURE INC

### GENERAL CONDITIONS

**13. GOVERNING LAW:** This agreement is to be governed by the law of the state in which the project is located.

**14. SUCCESSORS, ASSIGNS, AND BENEFICIARIES:** The client and JEO each is hereby bound and the partners, successors, executors, administrators and legal representatives of the client and JEO are hereby bound to the other party to this agreement and to the partners, successors, executors, administrators and legal representatives (and said assigns) of such other party, with respect to all covenants, agreements and obligations of this agreement.

a. Neither the client nor JEO may assign, sublet, or transfer any rights under or interest (including, but without limitation, monies that are due or may become due) in this agreement without the written consent of the other, except to the extent that any assignment, subletting, or transfer is mandated or restricted by law. Unless specifically stated to the contrary in any written consent to an assignment, no assignment shall release or discharge the assignor from any duty or responsibility under this agreement.

b. Unless expressly provided otherwise in this agreement: Nothing in this agreement shall be construed to create, impose, or give rise to any duty owed by the client or JEO to any contractor, contractor's subcontractor, supplier, other individual or entity, or to any surety for or employee of any of them.

c. All duties and responsibilities undertaken pursuant to this agreement shall be for the sole and exclusive benefit of the client and JEO and not for the benefit of any other party.

**15. PRECEDENCE:** These standards, terms, and conditions shall take precedence over any inconsistent or contradictory language contained in any proposal, contract, purchase order, requisition, notice to proceed, or like document regarding JEO's services.

**16. SEVERABILITY:** Any provision or part of the agreement held to be void or unenforceable shall be deemed stricken, and all remaining provisions shall continue to be valid and binding upon the client and JEO, who agree that the agreement shall be reformed to replace such stricken provision or part thereof with a valid and enforceable provision that comes as close as possible to expressing the intention of the stricken provision.

**17. NON-DISCRIMINATION CLAUSE:** Pursuant to Neb. Rev. Stat. § 73-102, the parties declare, promise, and warrant that they have and will continue to comply fully with Title VI of the Civil Rights Act of 1964, as amended (42 U.S.C.A § 1985, et seq.) and the Nebraska Fair Employment Practice Act, Neb. Rev. Stat. § 48-1101, et seq., in that there shall be no discrimination against any employee who is employed in the performance of this agreement, or against any applicant for such employment, because of age, color, national origin, race, religion, creed, disability or sex.

**18. E-VERIFY:** JEO shall register with and use the E-Verify Program, or an equivalent federal program designated by the United States Department of Homeland Security or other federal agency authorized to verify the work eligibility status of a newly hired employee pursuant to the Immigration Reform and Control Act of 1986, to determine the work eligibility status of new employees physically performing services within the state where the work shall be performed. Engineer shall require the same of each consultant.

**19. WAIVER OF CONSEQUENTIAL DAMAGES:** Client and JEO expressly waive any and all claims for consequential damages for the Project including, but not limited to, loss of use, profits, business, reputation, financing, rental expenses, loss of income, and overhead.

**20. DISPUTE RESOLUTION:** In the event of any dispute between the Parties related to the Project, the Parties agree to first negotiate in good faith toward a resolution with participation by representatives of each Party holding sufficient authority to resolve the dispute. If such dispute cannot be resolved within fifteen (15) business days, before any action or litigation is initiated other than as required to secure lien rights, the dispute shall be submitted to mediation using a mediator mutually selected by the Parties. Such mediation shall be completed within forty-five (45) days of either the Party's written demand, with each Party to bear its share of the mediation fees and its own respective costs.

# Architecture



**Beatrice Fire Station**  
*Beatrice, Nebraska*



## Actualizing your vision through deliberate design.

Building design demands excellence at every level, and our architects deliver. We design in collaboration with you, ensuring our work aligns with your vision.

## Our Services

3D Renderings  
Animations  
Architectural Design

Building Information Modeling  
Code Analysis  
Construction Administration

Facility Assessment  
Master Planning  
Programming

Project Cost Estimating  
Site Analysis  
Space Planning

## Our Expertise

### Community

#### Municipal / Civic

- Fire Stations
- Libraries
- Public Works Facilities
- Maintenance and Utilities
- Community Centers
- City and Village Offices

#### Recreation

- Sports Facilities
- Athletic Fields
- Aquatics Centers

#### Education / Culture

- Early Childhood
- K-12
- Higher Education
- Advocacy

### Corporate

- Commercial Office
- Warehouses and Storage
- Medical Office Building
- Industrial Plants



**Hickman Community Center**  
Hickman, Nebraska



## Why JEO?



### Budget-Maximizing

With in-house funding assistance services and cost-conscious design, we do more for your dollar.



### Top Quality

Our attention to detail eliminates costly surprises. While the industry expectation for change orders is typically 4% of construction cost, our average is 0-1%.



### Team Approach

Clients and contractors are our collaborative partners. Through consistent communication, the design and construction process runs seamlessly.



### Teach and Learn

We empower clients with the knowledge to make informed decisions. Our collaborations result in the best possible building to meet your needs.



**Corey Brodersen**  
Architecture Department Leader  
o: 402.474.8746 m: 402.560.7955  
e: cbrodersen@jeo.com



Scan to explore our 3D renderings and animations.




# School Services

We offer expert school services, including master planning, facility assessments, architectural building design, site design, and sports and athletic fields. From new builds to renovations, we create functional spaces that enhance the learning environment that supports educational success.



## Extensive Design Solutions

- Architectural design
- Interior design
- Space planning
- Feasibility studies
- Facility conditions assessments
- Programming and conceptual plans
- Master planning
- Permit application and coordination
- Bidding negotiation and support
- Construction management





## Sports and Athletics

- Gymnasiums
- Tennis courts
- Tracks
- Athletic fields
- Locker rooms
- Recreation centers
- Competition pools
- Wrestling rooms
- Weight Rooms

## Supplementary Improvements

- ADA compliance analysis
- Parking lot renovations
- Cafeteria upgrades
- HVAC upgrades
- Window replacements
- Security and entryway improvements
- Playgrounds
- Energy efficiency improvements

## Questions? Contact us.



**Scott Latham**

slatham@jeo.com | 660.815.4622



**Jack Baker**

jbaker@jeo.com | 308.632.3123





# Educational Facility Project Highlights

## SCOTTSBLUFF PUBLIC SCHOOLS

### *New High School*

Gym renovation  
Auditorium remodel

### *Middle School*

Site planning  
New windows  
Parking lot replacement

### *Elementary Schools*

Remodel of finishes throughout schools  
Admin/secure entry improvements  
Playground improvements  
Tuckpointing  
Window replacements  
Plumbing replacements

## GERING PUBLIC SCHOOLS

New tennis courts  
Window replacements  
Planning for new middle school  
New preschool building  
Gym HVAC replacement  
Stadium bleacher replacement  
Elementary cafeteria upgrades

### *Activities*

New softball fields  
New tennis courts  
New track  
Stadium upgrades  
Locker room additions  
Concession building

## ESU 6 - EDUCATIONAL SERVICE UNIT

### *Milford*

Building addition and renovation

## ESU 13 - EDUCATIONAL SERVICE UNIT

### *Sidney*

New office and classroom facility

### *Scottsbluff*

Facility assessment, new addition and remodel, parking lots, bus barns, pathway, and playground improvements

## HEMINGFORD PUBLIC SCHOOLS

Facility assessment  
Planning for new school addition

## GORDON-RUSHVILLE PUBLIC SCHOOLS

Facility assessment

## GOSHEN COUNTY SCHOOLS (WY)

Facility assessment  
Entry addition  
Waterline project

## NORRIS PUBLIC SCHOOLS

Baseball field (synthetic turf)  
Tennis courts

## WAHOO PUBLIC SCHOOLS

Middle/High School classroom addition  
Middle/High School administration and security renovation

## LINCOLN PUBLIC SCHOOLS

Tennis courts

## ASHLAND-GREENWOOD PUBLIC SCHOOLS

Elementary and high school site design and parking lots

## HYANNIS AREA SCHOOLS

Facility assessment  
New elementary school (added to HS)

## SIOUX COUNTY SCHOOLS

Facility assessment  
New elementary school

## CHASE COUNTY SCHOOLS (IMPERIAL)

Gym and wrestling room addition

## NORFOLK PUBLIC SCHOOLS

Track and field

## NEBRASKA CITY PUBLIC SCHOOLS

Interior classroom security renovation


## FREMONT PUBLIC SCHOOLS

Elementary school site design and parking lots for two schools

## Questions? Contact us.



**Jack Baker**  
jbaker@jeo.com | 308.632.3123



**Scott Latham**  
slatham@jeo.com | 660.815.4622

# Funding Expertise

Securing funding is crucial for bringing ideas to life. Unfortunately, many promising projects face delays or cancellations due to insufficient funding. Understanding available funding options is the first critical step in addressing this issue.


To assist our clients in overcoming this challenge, JEO has three full-time funding specialists—Terry Meier, Amy Koeneman, and Erin Pingel—who collectively bring over six decades of professional experience. Their primary role is to help clients identify and access the resources necessary for their projects. In an increasingly competitive landscape, having experienced specialists like our funding team is essential for navigating the complexities of funding resources, coordinating them for project cost-sharing, and crafting applications that stand out from the competition rather than merely meeting eligibility criteria.

**With a proven track record of securing nearly \$1 billion in community betterment initiatives, JEO’s funding specialists are well-versed in the intricacies of the application process and compliance requirements of various local, state, and federal agencies.** We understand the timeliness required by funding programs, including grant preparation, environmental review, procurement procedures, contracting requirements, bid letting, federal labor laws, financial management, reporting requirements, important milestones, and project closeout.

Our team is well versed in Community Development Block Grants (CDBG), with Terry and Erin being Certified CDBG Administrators. They will use their extensive CDBG experience to help the City maximize the funds available for your community center project.

“JEO has impacted the City of Hickman’s projects through the expertise of employees, such as Terry Meier, with his knowledge of local, state, and federal funding resources. It is with this funding assistance that the Hickman City Council has approved and adopted many of these projects and plans that have strengthened our city.”

KELLY OELKE  
**Clerk/Finance Director**  
City of Hickman



**Terry Meier**

Terry has over 37 years of proven grant writing experience. He has an abundance of knowledge in obtaining federal, state, regional, local, and private grants for projects. Prior to joining JEO, Terry served 17 years with the Southeast Nebraska Development District, where he was responsible for all aspects of community betterment initiatives. He is a certified CDBG Administrator.



**Amy Koeneman**

With 12 years of local government experience, Amy excels in grant writing, administration, financial management, and policy implementation through innovative tools and communication strategies. She has successfully managed complex funding processes, securing grants that drive community development, and is known for her competitive spirit and pursuit of excellence to promote growth and efficiency.



**Erin Pingel**

With previous experience working for the Northwest Iowa Planning and Development Commission Council of Government for 17 years, Erin brings grant writing experience and expertise in community planning, project development, strategic planning, and successful grant development and administration. She is a certified CDBG Administrator.