

Study Session and Business Meeting

Tuesday, December 9, 2025 Mountain Time

JATC South Campus (Board Conference Room), 12723 S. Park Avenue (2080 West),
Riverton, Utah 84065

1. **STUDY SESSION – OPEN MEETING** - 4:00 p.m.

1.A. Overview of Administrative Policy
BP178 *Purchasing Provisions* and Procedures for
Construction Bids

Speaker (s): Mr. John
Larsen, Business
Administrator; Mr.
Kurt Prusse,
Director, Purchasing;
Mr. Scott
Thomas, Administrator
of Auxiliary
Services; and Mr.
Dave Rostrom,
Director, Facility
Services

1.B. Aspen Elementary School Boundaries

Speaker (s): Mr. Brian
Barnett, Chair,
Facilities Advisory
Committee

1.C. Procedures for Policy Review

Speaker (s): Mr. Bryce
Dunford, Board First
Vice President

2. **GENERAL SESSION – OPEN MEETING** - 6:30 p.m.

2.A. Pledge of Allegiance

2.B. Reverence

2.C. Celebrating Schools

2.D. Resolutions of Appreciation

2.E. Board Member Recognitions

2.F. Superintendent's Recognitions

3. **Public Comments**

4. **General Business - Motion to Approve Consent Agenda Items**

4.A. Board Minutes

5. **General Business - Motion to Accept Consent Agenda**

5.A. Expenditures

5.B. Financial Statements

5.C. Personnel – Licensed and Education Support
Professionals

5.D. Non-compliance Report

6. **Bids**

6.A. Nutrition Services – Fresh Baked Pizza

6.B. Transportation – School Buses

7. **Special Business Items**

7.A. **BUDGET HEARING:** Recommendation to Approve Amended Budget for the 2025-26 Fiscal Year

Speaker (s): Mr. Bryce Dunford, Finance Committee Chair; and Mr. John Larsen, Business Administrator

8. **Information Items**

8.A. Superintendent's Annual Report to the Board of Education

Speaker (s): Dr. Anthony Godfrey, Superintendent of Schools

9. **Discussion Items**

9.A. Committee Reports and Comments by Board Members

9.B. Topics for Bulletin Board

10. **Motion to Adjourn to Closed Session**

11. **POTENTIAL CLOSED SESSION**

11.A. Character and Competence of Individuals (Personnel)

11.B. Property

11.C. Potential Litigation

11.D. Negotiations

11.E. Security

Jordan School District
MINUTES OF BOARD OF EDUCATION MEETING
November 18, 2025

The Board of Education of Jordan School District met in study, general, and closed sessions on Tuesday, November 18, 2025, beginning at 4:02 p.m. at JATC South (Board Conference Room), 12723 S. Park Avenue (2080 West), Riverton, Utah. The sessions were also provided electronically via YouTube.

STUDY SESSION

Those recognized or signed in as present:

Niki George, Board President
Bryce Dunford, First Vice President
Brian W. Barnett, Second Vice President
Erin Barrow, Board Member
Lisa Dean, Board Member
Darrell Robinson, Board Member
Suzanne Wood, Board Member
Anthony Godfrey, Superintendent
John Larsen, Business Administrator
Michael Anderson, Associate Superintendent
Paul Van Komen, BVKTS Law
Scott Thomas, Administrator of Auxiliary Services
Dave Rostrom, Director, Facility Services
Ian Roberts, Capital Outlay Manager, New Construction
Lisa LeStarge, Administrative Assistant

President George presided and conducted. The Board of Education met in a study session to discuss the following:

A. West Jordan City ZAP Tax Application

Facilities Advisory Committee Chair Brian Barnett said West Jordan City approached them with a proposal to build a recreation center with the hope of receiving financial and verbal support from Jordan District. Administrator of Auxiliary Services Scott Thomas explained that the District received a similar County request approximately ten years ago. He said the application process is funded by the Zoos, Arts, and Parks (ZAP) tax and the City would donate the land for a recreation center, which would include a community pool with an option for a competition (or lap) pool. They are requesting to partner with Jordan District for this project.

Mr. Thomas said currently the District has a contract with the County to use their recreation center pools, which means each high school has a pool for swim teams to use. He provided information about practices, cost of facility use, and distance to the following pools for each high school:

- Bingham* and Copper Hills High Schools - Kearns Oquirrh Park
 - Herriman and Mountain Ridge High Schools - JL Sorensen
 - Riverton High School - Draper
 - West Jordan High School - Gene Fullmer
- * It is anticipated Bingham will move to the South Jordan pool later this year when the facility is finished.

Mr. Thomas said the Kearns agreement contains a 20 year clause (with five years remaining), that requires the District to pay for facility upgrades, which could exceed \$2 million.

Board members discussed the proximity of the pools to high schools, operational costs, and cost of Jordan's contribution should Board members support the proposal. Although the agreement doesn't

mention cost, Mr. Thomas said the maximum contribution amount required of the District would be capped at \$2 million.

Brian Barnett asked if it is possible to begin a 20 year contract with West Jordan City at the end of the current 20-year Kearns facility agreement. Mr. Thomas said the pool would take a few years to complete, but this could be negotiated with West Jordan City. Mr. Larsen suggested this could be included in the letter of support to the City.

President George called for a motion regarding the ZAP Tax application.

MOTION: It was moved by Suzanne Wood and seconded by Darrell Robinson to approve submitting a letter of support for the ZAP Tax request to West Jordan City with a contingency that the 20 year term begin no sooner than 2029 and including a \$2 million contribution cap. The motion passed with a unanimous vote.

B. Review of Proposed Boundary Changes

Associate Superintendent Mike Anderson gave a timeline and overview of the boundary change process. He reported that official notices were sent to parents and stakeholders, boundaries were discussed at open houses and School Community Council meetings, a survey was sent out twice and feedback was collected, and there was opportunity for public comment at the October 28, 2025 meeting, the November 11th public hearing, and tonight's public meeting. He reviewed both the Midas Creek and Northwest Area boundary proposals, as well as permit options being proposed by the Board.

Board members discussed problems the boundary changes are trying to solve, namely: enrollment concerns and unifying students at an elementary school who are designated to attend one of three different secondary feeder schools.

Mr. Robinson said he wants to discuss the boundary process in more depth, with more consideration of Board member's priorities. Brian Barnett mentioned the Enrollment Considerations for Growth document that the Board and staff created with guidelines that may instigate boundary change proposals.

Board members discussed the length of guaranteed permits for students who want to remain in their current feeder school, the possibility of voting separately on each area in the Northwest boundary change proposal, and the positive and negative aspects of each boundary option.

C. Summer Projects 2026 Update

Scott Thomas, administrator of Auxiliary Services, shared an revised capital projects list with updated cost estimates. He said it is expected the projects will go out to bid in February or March 2026.

Dave Rostrom, director of Facility Services, explained the improvements included in the Daybreak project and Ms. Barrow said she considered that a priority, rather than including an alternate project at Elk Ridge Middle School.

MOTION: It was moved by Bryce Dunford and seconded by Suzanne Wood to move forward with all summer Capital projects as listed, with the exception of Elk Ridge Middle School auditorium upgrades.

Brian Barnett said he would like to move forward with all the items on the capital projects list.

Darrell Robinson said he prefers to table this agenda item to allow a further review by the Finance Committee.

Ms. Dean called the question and Board members all agreed to a vote. The motion passed with a vote of five to two. Mr. Robinson and Mr. Barnett cast the dissenting votes.

D. Field House Follow-Up

Due to time constraints, President George requested item D. *Field House Follow-Up*, be discussed in a continuing study session after the general session.

At 6:16 p.m., the meeting adjourned. The general session started at 6:37p.m.

GENERAL SESSION

Those recognized or signed in as present:

Niki George, Board President
Bryce Dunford, First Vice President
Brian W. Barnett, Second Vice President
Erin Barrow, Board Member
Lisa Dean, Board Member
Darrell Robinson, Board Member
Suzanne Wood, Board Member
Anthony Godfrey, Superintendent
John Larsen, Business Administrator
Michael Anderson, Associate Superintendent
Paul Van Komen, BVKTS Law
Daniel Ellis, Director, Accounting, Budgets and Audits
Michael Heaps, Director, Information Systems
Sandy Riesgraf, Director, Communications
Steffany Ellsworth, Support Services Manager, Information Systems
Lisa LeStarge, Administrative Assistant
Janet Sanders, President, Jordan Education Association
Kyle Greene, Squire & Company
Elliott Fisher
Jeff Rifleman
Shawn Mathis
Kai Falls
Leslie Dixon
Jordan Dixon
Kiersten Caldwell
Alexandria Humphries
Janet Sanders

President George presided and conducted. She welcomed those present. West Jordan Middle School Student Body Officers and Latinos in Action Leadership conducted a flag ceremony and led everyone in the Pledge of Allegiance. The National Anthem was sung by Kaylee Bucio Prudente and Reverence was given by Tess Rogerson, students at West Jordan Middle School.

Celebrating West Jordan Middle School

Penny Wheelwright, Student Body President of West Jordan Middle School, presented information to the Board about the good things happening at this school and reviewed some of the programs and activities in which students and faculty members participate.

Resolutions of Appreciation

Lisa Dean read a Resolution of Appreciation for Shirley Johnson Madsen, who recently passed away. Ms. Madsen was employed by Jordan School District from 1971 to 1997.

Board Member Recognitions

Lisa Dean recognized the community for the political activism she has seen and for efforts to be more engaged citizens. She attended the Future Teacher Fest at JATC North and the PTA Advocacy Conference at the Jordan Learning Center. She said she appreciates the efforts of local PTAs working to help students receive a high-quality education. She invited everyone to attend one of the high school musical theater productions happening in Jordan District this weekend.

Niki George thanked everyone who serves on School Community Councils. She attended the Future Teacher Fest, saying it offers students great career pathways, and she thanked the CTE team for hosting this event.

Suzanne Wood recognized the District's Communications team by name, thanking each one of the following for their professionalism and hard work behind the scenes:

Sandy Riesgraf, Director

Doug Flagler, Communications Specialist

Chad Margetts, Media Manager

Kraig Williams, Marketing and Social Media Specialist

Superintendent's Recognitions

Dr. Godfrey recognized kindergarten students that have met goals with letters and sounds to reach "Planet Kindergarten" by this month. He thanked teachers for their dedicated efforts, noting that some students have made incredible progress. He recently recorded a Supercast with teachers and kindergarten students at Riverton Elementary School and enjoyed celebrating this achievement with them.

I. Public Comments

A. Public Comments Regarding Non-Agenda Items

Elliott Fisher, a student, asked that the Board consider providing a vegetarian lunch option at every school.

Jeff Rifleman, a citizen, expressed concern over the District's discipline process regarding allegations of student abuse and neglect. He said employees should also be trained on reporting suspected incidents.

Shawn Mathis, a patron, expressed concern over the cost of a new Herriman High School greenhouse which was approved at the last Board business meeting. He requested the Board take another vote to postpone this project.

Kai Falls, a student, said there should be vegetarian meal options at school and suggested more students would opt to take school lunch if this were offered.

President George invited Mr. Larsen, business administrator, to read comments submitted to boardcomments@jordandistrict.org from the following individuals, whose comments are summarized below:

Katrina Marshall said funds should be used to provide athletic fields for students in competitive sports.

Sidney Apple expressed interest in adding a Spanish immersion program at Aspen Elementary School.

Trent Assay requested the Board "undo" the vote to spend \$700,000 on a high school greenhouse, stating it is wasteful spending of taxpayer dollars.

Emily Hyer requested the Board provide programs for kids before and after school, noting the need for District employees and residents to have safe and affordable childcare options for their children after school hours.

Sommer Baisch asked that the Board consider solutions for safe and affordable programs for children before and after school. She suggested the Board consult with other districts for ways they address this issue.

II. **General Business – Consent Agenda**

A. **Motion to Approve Consent Agenda Items**

1. **Minutes**

Minutes of the Board of Education meetings held October 28, 2025 and November 11, 2025, were presented to the Board of Education for approval.

2. **2025-26 School LAND Trust Amendment for Hidden Valley Middle School**

A School LAND Trust Plan amendment for Hidden Valley Middle School was presented to the Board of Education for approval.

3. **LEA Specific Licenses**

It was recommended that License and Endorsement Application submitted by educators be approved (Administrative Rule R277-301-7).

MOTION: It was moved by Lisa Dean and seconded by Erin Barrow to approve Consent Agenda items A1 through A3, as recommended. The motion passed with a unanimous vote.

B. **Motion to Accept Consent Agenda Items**

1. **Expenditures**

Expenditures for the month of October 2025 were provided to the Board of Education.

2. **Financial Statement**

The financial statement through October 31, 2025, was provided to the Board of Education. A copy is attached at the conclusion of these minutes. (Attachment 1)

3. **Personnel – Licensed and Education Support Professionals**

Personnel changes for the month of October 2025 were provided to the Board of Education.

4. **Non-Compliance Report**

MOTION: It was moved by Lisa Dean and seconded by Erin Barrow to accept Consent Agenda items B1 through B4, as recommended. The motion passed with a unanimous vote.

III. **Special Business**

A. **Recommendation to Approve Boundary Changes to Balance Enrollment and Align Middle and High School Boundaries for the Midas Creek Area**

Public Comment

President George called for public comment regarding the Midas Creek Area.

Leslie Dixon, a parent, asked the Board to refrain from voting on the Midas Creek boundary change and to consider the effect it would have on youth sports programs. She asked the Board for a plan B.

Jordan Dixon, a parent, asked the Board to vote no on the Midas Creek boundary change and to choose an option that allows families to succeed.

Kiersten Caldwell expressed opposition to the proposed Midas Creek boundary change due to the negative impact it will have on sports and student relationships.

Janet Sanders, JEA president, thanked Board members for their careful consideration of boundary issues. Ms. Sanders said this has been a laborious process and she appreciates the great effort Board members have made to find solutions for boundary concerns.

President George invited Mr. Larsen, business administrator, to read comments submitted to boardcomments@jordandistrict.org regarding the Midas Creek Area.

Brittany Nunley stated she is against the Midas Creek boundary change as it will create transportation issues. She suggested students from that elementary school only have the guaranteed option of permitting to one of its three feeder schools.

Cindy Cassity requested that Midas Creek Elementary continue as a multiple-feeder school.

MOTION: It was moved by Brian Barnett and seconded by Lisa Dean to approve Boundary Changes to Balance Enrollment and Align Middle and High School Boundaries for the Midas Creek Area.

Mr. Barnett said he appreciated the comments that were made about proposed boundary changes. He acknowledged this was not a quick process and said the permit process the Board approved is very generous.

Lisa Dean thanked families in attendance at tonight's meeting. She said she puts a high priority on aligning feeder systems.

Erin Barrow said she appreciates all the information on boundaries from staff and public input that included many diverse viewpoints.

Bryce Dunford said the boundary change for the Midas Creek Area was in response to community request that began in December of 2024. He said the Board has been working on proposed boundaries for a year and has undergone a high level of scrutiny during the process.

President George called for a vote on the motion to approve boundary changes for the Midas Creek Area. The motion passed with a vote of six to one. Mr. Robinson cast the dissenting vote.

Bryce Dunford requested that staff educate everyone on permit options.

B. Recommendation to Approve Boundary Changes to Balance Enrollment in the Northwest Area of the District

Public Comment

President George called for public comment regarding the Northwest Area.

Alexandria Humphries, a parent, expressed opposition to the Northwest Area boundary change saying it would create a feeder system issue for students that attend Copper Canyon Elementary School, as well as a transportation safety issue.

President George invited Mr. Larsen, business administrator, to read comments submitted to boardcomments@jordandistrict.org regarding the Northwest Area.

Chris Kuhlemeier, a band director at Copper Hills High School, opposes the Northwest Area boundary change as it will cause proximity challenges and recruiting issues for students in the band and other school programs.

MOTION: It was moved by Erin Barrow and seconded by Suzanne Wood to approve the Area C boundary change as recommended.

Darrell Robinson said he dislikes the idea of moving students from the lowest enrolled school to the school with the highest enrollment. Lisa Dean agreed.

Brian Barnett said earlier Board discussions calmed his concerns about this enrollment issue.

President George called for a vote on the motion to approve the Area C boundary change, as presented. The motion passed with a vote of five to two. Mr. Robinson and Ms. Dean cast the dissenting votes.

MOTION: It was moved by Lisa Dean and seconded by Suzanne Wood to approve the remaining boundary changes, as recommended, for Areas 1 and 2 in the Northwest Area of the District.

Lisa Dean said she feels strongly about increasing enrollment at West Jordan High School while balancing enrollment in the Northwest Area.

Darrell Robinson said he opposes moving students to Bingham High School when they live closer to West Jordan High School.

Erin Barrow said she is uncomfortable with this boundary change and would like to see a different approach to solving this boundary issue.

President George called for a vote on the motion to approve the boundary changes for Areas 1 and 2 in the Northwest Area of the District. The motion failed with a vote of six to one. Niki George cast the affirmative vote.

C. Recommendation to Adopt the Annual Comprehensive Financial Report (ACFR) for Fiscal Year Ended June 30, 2025

Bryce Dunford, District Finance & Audit Board Advisory Committee Chair, said the Committee met with independent auditors who make sure the District operates in line with government standards. He invited Auditor Kyle Greene, of Squire & Company to explain his findings.

Auditor Kyle Greene, of Squire & Company, met with the audit committee on November 7, 2025. He said audits were completed to review the following: financial statements, federal compliance, and state compliance, and Jordan's Special Education program was a focus this year. Mr. Greene said Squire expects to issue an unmodified or clean opinion on federal compliance for Jordan District; however, due to the recent government shutdown, the federal compliance report has not yet been issued.

Mr. Greene stated there were no issues of non-compliance on either the District's financial statements or state compliance, and the firm has issued an unmodified, or clean, opinion that statements given to the Board accurately reflect the business that has taken place this past year.

Ms. Dean and Ms. Wood expressed appreciation for the report, saying it boosted their confidence in Jordan's financial management.

Mr. Dunford highlighted the following pages of the ACFR with topics he considers informative:

- Page 125 – student attendance and enrollment
- Page 126 – history of high school graduates
- Page 127 – teacher to student ratios
- Page 128 – teacher compensation data with state averages
- Page 129 – ten-year building plan

Mr. Dunford thanked Squire and the Accounting team for their work.

MOTION: It was moved by Bryce Dunford and seconded by Erin Barrow to approve the Annual Comprehensive Financial Report (ACFR) for Fiscal Year Ended June 30, 2025.

Public Comment

No patrons signed up to address the Board regarding this Special Business item and no patrons accepted the invitation to speak.

President George called for a vote on the motion to adopt the Annual Comprehensive Financial Report (ACFR). The motion passed unanimously.

D. **Recommendation to Approve Policy Revisions to Administrative Policy A7 *Suggestions from Employees*; Board Policy G103 *Board Members' Principles of Operation – Conduct and Ethics*; and Board Appendix *Guidelines for New Board Members Orientation***

MOTION: It was moved by Erin Barrow and seconded by Lisa Dean to approve revisions to Administrative Policy A7 *Suggestions from Employees*; Board Policy G103 *Board Members' Principles of Operation – Conduct and Ethics*; and Board Appendix *Guidelines for New Board Members Orientation*

Public Comment

No patrons signed up to address the Board regarding this Special Business item and no patrons accepted the invitation to speak.

President George called for a vote on the motion to approve revisions to Policy A7, G103, and the Board Appendix. The motion passed unanimously.

IV. **Bid Recommendations**

A. School or Department
Information Systems

Items for Bid
**Skyward Qmlativ Student
Management Suite**

Bidders
Skyward Inc.

Amount of Bid
\$144,190.00

Purpose: To convert the existing Skyward SMS Student System to Qmlativ Student Management Suite.

Budget: Information Systems Contracted Services

Recommendation: It was recommended awarding the contract to Skyward Inc., in accordance with Utah State Procurement Code 63G-6a-802(1)(b) *Award of contract without engaging in a standard procurement process*, based on the results of a cost-benefit analysis.

MOTION: It was moved by Lisa Dean and seconded by Suzanne Wood to approve the bid for Skyward Qmlativ Student Management Suite for Information Systems, as recommended.

Mike Heaps, director of Information Systems, explained that procurement included cost comparisons between companies offering a similar product and the vendor was vetted by three stakeholder groups. He also confirmed that a data privacy agreement was signed to protect student data.

President George called for a vote on the motion to approved Qmlativ Student Management Suite and the motion passed unanimously.

V. **Information Items**

A. **Superintendent's Report**

Superintendent Godfrey said fall sports have come to an end. He thanked parents, coaches, community members and everyone involved for making the programs a success.

VI. **Discussion Items**

A. **Committee Reports and Comments by Board Members**

Erin Barrow reported on the recent Jordan Parent Advisory Committee (JPAC) meeting held November 12, 2025. She said it was well attended and presentations by Travis Hamblin, director of Student Services, and Safety Specialist Matt Alvernaz were well received.

As Government Relations Advisory Committee Chair, Suzanne Wood gave a reminder of the three Legislative Breakfasts scheduled within the next few weeks.

Lisa Dean gave a reminder of the Jordan Education Foundation's Christmas for Kids event. She said volunteers and donations are needed and more information can be found on the Foundation's website. Ms. Dean expressed appreciation for the financial presentation by the independent auditor, Squire & Company, during the recent Finance Committee Meeting.

Niki George reported on the Jordan Legislative Committee (JLC) and the Utah School Board Association (USBA). She gave a reminder about Master Board Certification and a JLC meeting that will be held December 11, 2025, noting there will be a virtual option. She said the USBA spring meeting will be changed to a virtual format with Board members participating together in a common location. Ms. George gave a reminder about USBA Day on the Hill scheduled for January 30, 2026 and a celebration for public education to be held at the State Capitol on January 21, 2026.

B. **Topics for Bulletin Board**

Board members gave the following suggestions for topics to be included in an upcoming issue of Board newsletter:

- Update of the Midas Creek boundary change
- Review of Board processes (boundary changes, bid processes, etc.)
- Difference between a Board study session and business meetings
- Formal announcement about not building new schools in the near future
- Recent policy updates
- Highlight on Board committees
- Highlight on Government Relations Committee work with legislators
- ACFR highlights

It was decided the Board Executive Committee will select items from the suggested list and work with the Communications department on creating the upcoming issue of the Bulletin Board.

MOTION: At 8:47 p.m., it was moved by Lisa Dean and seconded by Suzanne Wood to adjourn the meeting and resume the study session. The motion passed unanimously.

STUDY SESSION, Continued

Those recognized or signed in as present:

Niki George, Board President
Bryce Dunford, First Vice President
Brian W. Barnett, Second Vice President
Erin Barrow, Board Member
Lisa Dean, Board Member
Darrell Robinson, Board Member
Suzanne Wood, Board Member
Anthony Godfrey, Superintendent
John Larsen, Business Administrator
Michael Anderson, Associate Superintendent
Paul Van Komen, BVKTS Law
Lisa LeStarge, Administrative Assistant

President George presided and conducted. The Board of Education continued its study session to discuss the following:

D. Field House Follow-Up

Superintendent Godfrey invited Business Administrator John Larsen to share information on hiring an outside entity to conduct a public survey per Board request. A proposal from Lighthouse was presented with cost estimates for a mixed mode survey, with options for varying numbers of respondents and timelines for each. Mr. Larsen said the company recommends splitting the project into two phases: the original survey and focus group to gauge public sentiment, and a second survey and focus group to refine outreach efforts used for a bond campaign.

Mr. Barnett clarified the intent of the survey is to determine whether or not to go to a bond campaign for field houses.

Mr. Dunford said he prefers a survey for 900 people without a focus group. Mr. Larsen said Board members could have input on survey questions and decide on whether or not to include focus groups at a later time.

After a brief discussion the following motion was made:

MOTION: It was moved by Bryce Dunford and seconded by Suzanne Wood to move forward with a 900 participant Lighthouse survey on field houses. The motion was approved unanimously.

MOTION: At 9:37 p.m., it was moved by Suzanne Wood and seconded by Erin Barrow to go into closed session. The motion passed with a unanimous roll call vote.

CLOSED SESSION

Those recognized or signed-in as present:

Niki George, Board President
Bryce Dunford, First Vice President
Brian W. Barnett, Second Vice President
Erin Barrow, Board Member

Lisa Dean, Board Member
Darrell Robinson, Board Member
Suzanne Wood, Board Member
Anthony Godfrey, Superintendent
John Larsen, Business Administrator
Michael Anderson, Associate Superintendent
Paul Van Komen, BVKTS Law

President George presided and conducted. The Board of Education met in a closed session to discuss the character, professional competence, or physical or mental health of an individual; property, potential litigation, negotiations, and security measures. The closed session discussion was recorded and archived.

MOTION: At 10:10 p.m., it was moved by Bryce Dunford and seconded by Brian Barnett to adjourn the meeting. The motion passed unanimously.

/ll

Attachments



November 2025

Gross Payroll		\$ 37,271,632.85
Net Pay Deposit		\$ 27,638,281.19
Deductions through Accounts Payable		\$ 1,920,758.46
Payday	Federal Tax Withheld	\$ 2,811,949.85
Payday	FICA Tax Withheld	\$ 2,220,475.52
Payday	Medicare Tax Withheld	\$ 521,007.29
	Total Accounts Payable	\$ 5,553,432.66
Deduction ACH		\$ 301,255.61
Deductions through Accounts Payable		\$ 1,920,758.46
Deductions - Insurance Journal Entry		\$ 600,276.04
Deductions - Flexible Spending money wired		\$ 142,988.46
Deductions - URS		\$ 979,851.18
Deductions - TSA		\$ 133,685.99
Month End - Federal Tax Withheld		\$ 118.12
Month End - FICA Tax Withheld		\$ 1,199.30
Month End - Medicare Tax Withheld		\$ 280.55
Garnishment refund		(494.71)
Total Transfer to Payroll Account		\$ 27,939,536.80
Total Transfer to Accounts Payable		\$ 9,332,096.05
Total Deposits		\$ 37,271,632.85

-

Sarah Palmer
Director, Payroll

April Gaydosh
Executive Director, Human Resources

John Larsen
Business Administrator

JORDAN SCHOOL DISTRICT
NOVEMBER 2025 EXPENDITURES PRESENTED TO THE BOARD OF EDUCATION
December 9, 2025

DESCRIPTION	VENDOR	AMOUNT
ADVERTISING	US BANK	\$ 95.00
ALPS REVENUE	CHRISTENSEN, JAMIE	17.50
ASSOCIATION DUES	AMERICAN FEDERATION OF TEACHERS	437.84
ASSOCIATION DUES	UTAH SCHOOL EMPLOYEES ASSOCIATION	6,997.00
ASSOCIATION DUES	JORDAN EDUCATION ASSOCIATION	28,598.74
AUDIT EXPENSE	SQUIRE AND COMPANY PC	15,800.00
BUSES	INTERSTATE BILLING SERVICE INC	180,276.76
CAMP & CLINIC	SHELLEY CHALK	110.00
CDL/PHYSICAL RENEWALS	DOMINGUEZ, IVONNE	38.00
CDL/PHYSICAL RENEWALS	O'BRIEN, SEAN	38.00
CDL/PHYSICAL RENEWALS	US BANK	271.00
COMPETITION REGISTRATION FEES	HUNTER HIGH SCHOOL	75.00
COMPETITION REGISTRATION FEES	LONE PEAK HIGH SCHOOL	371.00
COMPETITION REGISTRATION FEES	ROY HIGH SCHOOL	450.00
COMPETITION REGISTRATION FEES	SKYRIDGE HIGH SCHOOL	900.00
COMPETITION REGISTRATION FEES	DAVIS HIGH SCHOOL	2,665.00
COMPUTER EQUIPMENT	VLCM	30,993.00
CONSTRUCTION EXPENSE	BLACK FOREST PAVING LLC	73,093.11
CONSTRUCTION EXPENSE	ENGAGE CONTRACTING INC	135,922.23
CONSTRUCTION EXPENSE	MHTN ARCHITECTS INC	212,104.57
CONSTRUCTION EXPENSE	BUD MAHAS CONSTRUCTION	289,845.54
CONTRACT SERVICES - BUILDINGS	STEPSAVERS INC	95.76
CONTRACT SERVICES - BUILDINGS	UNIFIRST CORPORATION	634.95
CONTRACT SERVICES - BUILDINGS	PATTY'S CERAMICS	772.50
CONTRACT SERVICES - BUILDINGS	BARE METAL STANDARD	784.00
CONTRACT SERVICES - BUILDINGS	NEILS CONCRETE CUTTING CO	962.50
CONTRACT SERVICES - BUILDINGS	STATE FIRE SALES AND SERVICE	2,826.15
CONTRACT SERVICES - BUILDINGS	ADVANCED EXTERIORS LLC	9,750.00
CONTRACT SERVICES - BUILDINGS	SUMP AND TRAP CLEANING LLC	47,963.32
CONTRACT SERVICES - EQUIPMENT	MISTER CAR WASH	105.00
CONTRACT SERVICES - EQUIPMENT	US BANK	380.36
CONTRACT SERVICES - EQUIPMENT	COLUMBUS SECURE DOCUMENT SOLUTIONS	537.60
CONTRACT SERVICES - EQUIPMENT	CRAWFORD DOOR SALES	839.00
CONTRACT SERVICES - EQUIPMENT	PEAK ALARM	983.15
CONTRACT SERVICES - EQUIPMENT	SUMP AND TRAP CLEANING LLC	1,288.82
CONTRACT SERVICES - EQUIPMENT	UTAH CONTROLS INC	1,693.12
CONTRACT SERVICES - EQUIPMENT	FILTER TECHNOLOGIES	3,590.40
CONTRACT SERVICES - EQUIPMENT	GENERATION SYSTEMS INC	5,404.06
CONTRACT SERVICES - EQUIPMENT	TK ELEVATOR CORPORATION	5,772.11
CONTRACT SERVICES - EQUIPMENT	INMOTION FITNESS REPAIR AND SERVICE LLC	8,067.57
CONTRACT SERVICES - EQUIPMENT	SAFE PLAY PRO LLC	9,000.00
CONTRACT SERVICES - EQUIPMENT	FOREARM LLC	26,470.52
CONTRACT SERVICES - GROUNDS	HI POINT PROPERTY SERVICES	1,560.00
CONTRACTED SERVICES	MINH NGUYEN	25.00
CONTRACTED SERVICES	SALT LAKE COMMUNITY COLLEGE	26.00
CONTRACTED SERVICES	HOLLAND, DREW	60.00
CONTRACTED SERVICES	WORKFORCEQA LLC	61.00
CONTRACTED SERVICES	CASON PAINTER	75.00
CONTRACTED SERVICES	BYU YOUNG COMPANY	100.00
CONTRACTED SERVICES	JILL COLE	100.00

CONTRACTED SERVICES	SADIE GRACE PEASE	135.00
CONTRACTED SERVICES	SHRED SALT LAKE	141.90
CONTRACTED SERVICES	NICOLE WARDLE	150.00
CONTRACTED SERVICES	RACHELLE MCMULLIN	150.00
CONTRACTED SERVICES	REACH COUNSELING LLC	150.00
CONTRACTED SERVICES	AIRGAS USA LLC	189.72
CONTRACTED SERVICES	RED MOUNTAIN WHOLESALE FLORIST LLC	195.00
CONTRACTED SERVICES	BAYLEIGH PETERS	200.00
CONTRACTED SERVICES	ERIC NOYES	200.00
CONTRACTED SERVICES	EUGENE FOWLES	200.00
CONTRACTED SERVICES	JACOB TOLMAN	200.00
CONTRACTED SERVICES	A MARNEE PORTER WIG AND MAKEUP ARTISAN LLC	220.00
CONTRACTED SERVICES	SEW SWEET DESIGNS	248.00
CONTRACTED SERVICES	MOUNTAIN VALLEY COUNSELING LLC	275.00
CONTRACTED SERVICES	EVERYDAY SPEECH LLC	299.99
CONTRACTED SERVICES	LANCE NIELSEN MAGIC	300.00
CONTRACTED SERVICES	SUNCREST COUNSELING PC	300.00
CONTRACTED SERVICES	ERIN BAILEY	315.00
CONTRACTED SERVICES	CYDNEE DAWN FARMER	322.00
CONTRACTED SERVICES	CULLIGAN QUENCH	329.00
CONTRACTED SERVICES	LIZA GEE PHOTOGRAPHY	350.00
CONTRACTED SERVICES	SUPERIOR WATER & AIR INC	369.95
CONTRACTED SERVICES	5 STAR INTERPRETING LLC	392.00
CONTRACTED SERVICES	JBP PHOTOGRAPHY LLC	450.00
CONTRACTED SERVICES	BECKY HALL BOOKS	500.00
CONTRACTED SERVICES	CARTER AND SONS PHOTOGRAPHY	500.00
CONTRACTED SERVICES	BELIEVE IN YOU THERAPY	567.81
CONTRACTED SERVICES	MAD SCREEN PRINTING INC	594.50
CONTRACTED SERVICES	ODYSSEY HOUSE INC	650.00
CONTRACTED SERVICES	BAYLIE DIVINO WELLNESS LLC	700.00
CONTRACTED SERVICES	KALIOPASI FATAI HALATOKOUA JR	700.00
CONTRACTED SERVICES	SHANE EGUCHI	700.00
CONTRACTED SERVICES	TODD MICHAEL THOMPSON	700.00
CONTRACTED SERVICES	HILLCREST GLASS AND PAINT	738.00
CONTRACTED SERVICES	ISABELLA DAWN KING	750.00
CONTRACTED SERVICES	LIVE WELL COUNSELING SERVICES PLLC	750.00
CONTRACTED SERVICES	S DWIGHT WESTERN	750.00
CONTRACTED SERVICES	WIRED WELL	750.00
CONTRACTED SERVICES	EMILY EVANS	800.00
CONTRACTED SERVICES	COLUMBIA RIVER ENTERPRISES LLC	825.00
CONTRACTED SERVICES	AMANDA COLANGELO	850.00
CONTRACTED SERVICES	ELLA FANKHAUSER	850.00
CONTRACTED SERVICES	UTAH VALLEY UNIVERSITY	850.00
CONTRACTED SERVICES	COMM GAP	914.95
CONTRACTED SERVICES	ADAM HALL WRESTLING CAMPS	1,000.00
CONTRACTED SERVICES	BREELYN SMEDLEY	1,000.00
CONTRACTED SERVICES	DEBORAH NAYLOR JOHNSON	1,000.00
CONTRACTED SERVICES	EMILY DAWN RUNYAN	1,000.00
CONTRACTED SERVICES	RONALD BURKEY	1,000.00
CONTRACTED SERVICES	VINCENT PELINA	1,000.00
CONTRACTED SERVICES	LIFESTANCE	1,050.00
CONTRACTED SERVICES	LIFE STONE GROUP LLC	1,114.28
CONTRACTED SERVICES	INTERMOUNTAIN LAWN MAINTENANCE INC	1,175.00
CONTRACTED SERVICES	DEPARTMENT OF PHYSICAL THERAPY AND ATHLETIC T	1,228.40
CONTRACTED SERVICES	GENERAL THEATRICAL SUPPLY	1,361.57

CONTRACTED SERVICES	ELLA GRACE MEMMOTT	1,400.00
CONTRACTED SERVICES	BAILEE HADLOCK	1,475.00
CONTRACTED SERVICES	DR CHRISTY KANE LLC	1,500.00
CONTRACTED SERVICES	SANDY ARTS GUILD	1,500.00
CONTRACTED SERVICES	SOUTH POINT COUNSELING SERVICES	1,500.00
CONTRACTED SERVICES	PUBLIC OPINIONS SOUNDSTAGE	1,700.00
CONTRACTED SERVICES	ALLFREY, BRIAN	1,800.00
CONTRACTED SERVICES	MOUNTAIN VIEW FAMILY THERAPY	1,800.00
CONTRACTED SERVICES	NICOLE MARIE DEAN	1,993.00
CONTRACTED SERVICES	PANORAMA EDUCATION INC	1,998.80
CONTRACTED SERVICES	AMBER THOMAS	2,000.00
CONTRACTED SERVICES	MONARCH FAMILY COUNSELING	2,048.00
CONTRACTED SERVICES	VORTEX PRODUCTIONS INC	2,200.00
CONTRACTED SERVICES	MULTI CULTURAL COUNSELING CENTER LLC	2,220.00
CONTRACTED SERVICES	KAITMIKAYLA PHOTOGRAPHY LLC	2,250.00
CONTRACTED SERVICES	SOUTH JORDAN CITY POLICE DEPT	2,268.63
CONTRACTED SERVICES	ELWOOD STAFFING SERVICES	2,366.84
CONTRACTED SERVICES	HERRIMAN COUNSELING SERVICES	2,442.87
CONTRACTED SERVICES	CARRIE MCKEE	2,450.00
CONTRACTED SERVICES	JAYLEE HOOVER	2,500.00
CONTRACTED SERVICES	ALL POINTS WIRELESS	2,803.65
CONTRACTED SERVICES	UTBS ACADEMY	2,921.25
CONTRACTED SERVICES	GINGERSNAP AND STUFF LLC	3,200.00
CONTRACTED SERVICES	AMERICAN SIGN LANGUAGE	3,517.50
CONTRACTED SERVICES	ADVANCED CPR TRAINING LLC	3,726.00
CONTRACTED SERVICES	ALPINE SCHOOL DISTRICT	4,000.00
CONTRACTED SERVICES	UTAH PARENT CENTER	4,168.88
CONTRACTED SERVICES	MORETON AND COMPANY	4,215.15
CONTRACTED SERVICES	PLUIM MEDIA	4,275.00
CONTRACTED SERVICES	EMBRACE EDUCATION	4,409.63
CONTRACTED SERVICES	BULL PRODUCTION MEDIA LLC	4,760.00
CONTRACTED SERVICES	INSPIRE HIGHER LLC	4,800.00
CONTRACTED SERVICES	SPECIAL OLYMPICS UTAH NC	5,250.00
CONTRACTED SERVICES	BRIDGEWAY INTEGRATED HEALTH SERVICES INC	5,582.58
CONTRACTED SERVICES	KEITH C RADLEY PHD	5,900.00
CONTRACTED SERVICES	BACKYARD GREENS LLC	7,000.00
CONTRACTED SERVICES	EVERDRIVEN TECHNOLOGIES LLC	9,136.94
CONTRACTED SERVICES	SCENIC SOLUTIONS INC	10,215.00
CONTRACTED SERVICES	BAILEYS MOVING STORAGE	10,950.00
CONTRACTED SERVICES	BLOMQUIST AND HALE CONSULTING	11,693.34
CONTRACTED SERVICES	UTAH EDUCATION NETWORK	13,240.34
CONTRACTED SERVICES	SWANK MOTION PICTURES INC	19,970.00
CONTRACTED SERVICES	ARBITERPAY TRUST ACCOUNT	23,578.50
CONTRACTED SERVICES	US BANK	30,672.05
CONTRACTED SERVICES	AMAZING CARE HOME HEALTH SRVCS	41,756.43
CONTRACTED SERVICES - VOID	AARIN JAIN	-280.00
CONTRACTED SOFTWARE	SLACK TECHNOLOGIES INC	1,884.80
CONTRACTED SOFTWARE	MYVIDEOSPOT	20,559.00
COPIER REPAIR	US BANK	8,007.06
CREDIT CARD TRANSACTION FEES	SCHOOL WINDOW LLC	9,992.24
CREDIT UNION W/H	LIVELY INC	184,580.95
DAIRY PRODUCTS	MEADOW GOLD DAIRIES	127,094.21
DONATION	WEST HILLS MIDDLE SCHOOL PTSA	43.50
DRUG TESTING	WORKFORCEQA LLC	1,000.00
EDUCATIONAL FIELD TRIPS	PACKER, LORI	12.99

EDUCATIONAL FIELD TRIPS	MILLER, KATIE	324.84
EDUCATIONAL FIELD TRIPS	PETTY CASH	796.98
EDUCATIONAL FIELD TRIPS	RED STAR TRANSPORTATION	946.12
EDUCATIONAL FIELD TRIPS	LE BUS	1,542.75
EDUCATIONAL FIELD TRIPS	US BANK	9,269.09
ELECTRICITY	ROCKY MTN POWER	698,843.04
EMPLOYEE PREMIUM	FIDELITY SECURITY LIFE INSURE- OPTICARE	23,175.84
EMPLOYEE PREMIUM	AFLAC GROUP INSURANCE	44,156.67
EMPLOYEE PREMIUM	LINA	148,065.04
EMPLOYEE PREMIUM	RENAISSANCE LIFE AND HEALTH INS CO OF AMERICA	156,622.03
EQUIPMENT	TRI STATE DISTRIBUTORS	160.00
EQUIPMENT	WESCO AUTO BODY AND PAINT	335.78
EQUIPMENT	ZONAR SYSTEMS INC	954.74
EQUIPMENT	W S REICH & ASSOCIATES LLC	1,075.00
EQUIPMENT	FORTRESS SYSTEMS INTERNATIONAL, INC	2,810.00
EQUIPMENT	US BANK	2,960.33
EQUIPMENT	SAMUEL SARGEANT	5,000.00
EQUIPMENT	FITLOGISTIX LLC	7,637.37
EQUIPMENT	RESTAURANT AND STORE EQUIPMENT CO	9,457.60
EQUIPMENT	DEX IMAGING LLC	15,699.00
EQUIPMENT	EPSON AMERICA INC	18,993.95
EQUIPMENT	ALLIED BUSINESS SOLUTIONS INC	22,682.50
EQUIPMENT	WORKSPACE ELEMENTS	33,015.70
EQUIPMENT RENTAL	US BANK	240.58
EQUIPMENT REPAIR	RIVERTON MUSIC	100.00
EQUIPMENT REPAIR	APPLUS TECHNOLOGIES INC	137.95
EQUIPMENT REPAIR	BERTRAND'S MUSIC	140.00
EQUIPMENT REPAIR	STEVEN DANIEL HANSEN	200.00
EQUIPMENT REPAIR	BATTERY SYSTEMS	347.04
EQUIPMENT REPAIR	COVILI, JARED	442.40
EQUIPMENT REPAIR	ADAM DAY VIOLINS	812.95
EQUIPMENT REPAIR	DILLON TOYOTA LIFT	917.56
EQUIPMENT REPAIR	ANN KINANE	1,290.00
EQUIPMENT REPAIR	SUMMERHAYS MUSIC COMPANY	1,523.13
EQUIPMENT REPAIR	US BANK	2,131.00
EQUIPMENT REPAIR	FREEDOM CNG	3,740.42
FINGERPRINTING	US BANK	175.90
FINGERPRINTING	UTAH BUREAU OF CRIMINAL IDENTIFICATION	42,766.00
FOOD PURCHASES	LUKER, COLM	2.33
FOOD PURCHASES	CRAWFORD, MEGAN	5.12
FOOD PURCHASES	OAKESON, CHRISTY	5.93
FOOD PURCHASES	STEELE, GABRIELLE	10.24
FOOD PURCHASES	ANDREA LEFGREN	11.31
FOOD PURCHASES	ANDRUS, SUMMER	11.91
FOOD PURCHASES	LARSEN, LAURIE	13.94
FOOD PURCHASES	HEINRICHS, KRISTIN	13.98
FOOD PURCHASES	LLOYD, MELISSA	14.09
FOOD PURCHASES	FUNK, CAMBRY	14.79
FOOD PURCHASES	KERTAMUS, TABITHA	15.20
FOOD PURCHASES	FRISCHKNECHT, KIRA	16.96
FOOD PURCHASES	JENSEN, SHARON	16.99
FOOD PURCHASES	COLEMAN, RACHAEL	17.23
FOOD PURCHASES	JACKSON, MADILYN	17.50
FOOD PURCHASES	DETTLING, KEELY	17.76
FOOD PURCHASES	WOOD, AMY	18.54

FOOD PURCHASES	SMITH, COLETTE	19.83
FOOD PURCHASES	KIMBALL, ISAIAH	19.87
FOOD PURCHASES	BUSS, STACY	22.66
FOOD PURCHASES	BURKHARDT, NICOLE	23.67
FOOD PURCHASES	KOURNIANOS, STACY	23.97
FOOD PURCHASES	PETERSEN, JODI	24.51
FOOD PURCHASES	SHUMWAY, JANA	24.71
FOOD PURCHASES	EGBERT, TODD	24.74
FOOD PURCHASES	FOOTE, MICHELLE	24.87
FOOD PURCHASES	RIGBY, DANIELLE	24.87
FOOD PURCHASES	TYLER, CLINTON	25.00
FOOD PURCHASES	MUNSON, MELISSA	26.74
FOOD PURCHASES	BURNINGHAM, ROBYN	27.21
FOOD PURCHASES	WADE, JEANNIE	28.25
FOOD PURCHASES	CRANDALL, KATHRYN	28.39
FOOD PURCHASES	DAVIES, TRACEY	28.83
FOOD PURCHASES	WILLIAMS, CASSEN	28.83
FOOD PURCHASES	YOLANDA BRIGANTI	30.81
FOOD PURCHASES	SWAIN, BECKY	30.87
FOOD PURCHASES	STEELE, ALANNA	31.28
FOOD PURCHASES	WITHERS, MCKINLEY	31.87
FOOD PURCHASES	GRIFFIN, BRIAN	32.10
FOOD PURCHASES	EDWARDS, LARUE	32.50
FOOD PURCHASES	LARSEN, SHIREEN	36.02
FOOD PURCHASES	STEELE, ADRIAN	36.99
FOOD PURCHASES	GEORGE, KATHI	37.27
FOOD PURCHASES	OGDEN, MARK	37.77
FOOD PURCHASES	FARIAS ZURITA, JOSE	38.01
FOOD PURCHASES	INOUYE, BENJAMIN	38.25
FOOD PURCHASES	TOM SCHNEITER	39.61
FOOD PURCHASES	LOVERIDGE, TRICIA	40.42
FOOD PURCHASES	SHANNON TOBLER	41.10
FOOD PURCHASES	SMITH, RACHELLE	41.19
FOOD PURCHASES	STEPHANIE CHARLES	41.40
FOOD PURCHASES	ANDERSON, MICHAEL	41.94
FOOD PURCHASES	POSSELLI, YOVANA	42.57
FOOD PURCHASES	DUFFIN, ALICIA	43.23
FOOD PURCHASES	JOHNSON, ASHLEY	43.34
FOOD PURCHASES	HOUTZ, NICOLLE	44.76
FOOD PURCHASES	TIMONEY, MARISA	46.56
FOOD PURCHASES	MINTILOGLITIS, KATLYN	47.55
FOOD PURCHASES	HERNANDEZ, LONI	47.63
FOOD PURCHASES	CORFIELD, KERI	51.48
FOOD PURCHASES	TOPONCE, TRICIA	51.58
FOOD PURCHASES	SCOTT, BRECKA	51.83
FOOD PURCHASES	BARRON, HENNI	54.53
FOOD PURCHASES	GRIFFITHS, MEGAN	55.02
FOOD PURCHASES	GUBLER, LORA	57.63
FOOD PURCHASES	KIRKHAM, PEGGY	58.00
FOOD PURCHASES	MIYAKE, CY	60.65
FOOD PURCHASES	LEBARON, TANNER	61.76
FOOD PURCHASES	HALLING, CHRISTIN	63.05
FOOD PURCHASES	LAURA PEDERSEN	64.91
FOOD PURCHASES	PARIS FREDES, PRISCILA	65.76
FOOD PURCHASES	WARMOTH, LINZIE	66.03

FOOD PURCHASES	NICOLE CASTILLO	66.91
FOOD PURCHASES	WALLACE, KAITLIN	71.50
FOOD PURCHASES	MONTAGUE, ANGELA	74.00
FOOD PURCHASES	MCARTHUR, JENNIFER	77.22
FOOD PURCHASES	APPLEGATE, JAY	78.23
FOOD PURCHASES	PETERSON, HEIDI	78.37
FOOD PURCHASES	JULIE FRANDBSEN	80.84
FOOD PURCHASES	DAVIS, KEITH	83.46
FOOD PURCHASES	GORMAN, JOSEPH	83.50
FOOD PURCHASES	PETERSON, EVA	84.33
FOOD PURCHASES	CAMMIE LARSEN	91.04
FOOD PURCHASES	BAKER, JULIE	91.70
FOOD PURCHASES	LARSEN, MCKENNA	95.01
FOOD PURCHASES	MAUGHAN, ANGELA	99.45
FOOD PURCHASES	SANT, NICOLE	102.79
FOOD PURCHASES	BLUNCK, ELIZABETH	105.00
FOOD PURCHASES	TREACY, COREY	106.82
FOOD PURCHASES	ALYSSA DAVIS	112.00
FOOD PURCHASES	TAYLOR, MARC	114.80
FOOD PURCHASES	CISNEROS, EMMA	115.32
FOOD PURCHASES	CODELLA, VICKEY	118.86
FOOD PURCHASES	DOTSON, MEGAN	119.58
FOOD PURCHASES	KELLEHER, HANNAH	120.79
FOOD PURCHASES	PEARSON, LYNDBSEY	125.85
FOOD PURCHASES	WATER STAR USA	139.95
FOOD PURCHASES	SAUNDERS, STEPHANIE	141.22
FOOD PURCHASES	JENSEN, LISA	147.52
FOOD PURCHASES	BRIGGS, ROBYN	147.73
FOOD PURCHASES	SHIELDS, CALLIE	158.17
FOOD PURCHASES	BELLISTON, EVA	163.25
FOOD PURCHASES	KATIE MURRAY	169.38
FOOD PURCHASES	CELIA NEWBOLD	171.11
FOOD PURCHASES	BAY, ANNA	179.08
FOOD PURCHASES	KRYSTA MOES	187.00
FOOD PURCHASES	MARIA JOHNSON	189.02
FOOD PURCHASES	DAVIS, LEONARD	189.03
FOOD PURCHASES	RODRIGUEZ, IRIEVETTE	191.40
FOOD PURCHASES	ASHLEY COLBY	197.88
FOOD PURCHASES	MURDOCK, LAURA	207.00
FOOD PURCHASES	SYBIL CREASY	221.44
FOOD PURCHASES	ELISABETH ROBINSON	230.60
FOOD PURCHASES	PEARCE, TARA	239.36
FOOD PURCHASES	MORRELL, JORDAN	242.76
FOOD PURCHASES	ALYSON BERRETT	285.34
FOOD PURCHASES	CRAVINGS GOURMET BAKERY	285.40
FOOD PURCHASES	MCKENZIE, KARL	287.76
FOOD PURCHASES	LATHAM, TANNER	302.22
FOOD PURCHASES	CARVALHO DA CRUZ TEIXEIRA, DIOMAR	308.94
FOOD PURCHASES	GLASSEY, JENIFER	319.89
FOOD PURCHASES	SPENDLOVE, ASHLEY	323.15
FOOD PURCHASES	SMITHS CUSTOMER CHARGES	326.49
FOOD PURCHASES	ROY HIGH SCHOOL	360.00
FOOD PURCHASES	NINA MORENO	384.68
FOOD PURCHASES	NICHOLSON, BRYAN	437.33
FOOD PURCHASES	JOHNSON, TRAVIS	489.98

FOOD PURCHASES	ALTHAHUNTER MAMAO	512.24
FOOD PURCHASES	HEATHER BOWLES	514.90
FOOD PURCHASES	CHICK FIL A SOUTH JORDAN	540.00
FOOD PURCHASES	PETERSONS FRESH MARKET	555.35
FOOD PURCHASES	KRISTINA LEIKAM	555.81
FOOD PURCHASES	JENSEN, KYLE	566.24
FOOD PURCHASES	MINDY ROBERTS	706.95
FOOD PURCHASES	REDD, NICHOLAS	865.33
FOOD PURCHASES	RICH, STEPHANIE	963.96
FOOD PURCHASES	WALMART STORES INC	1,209.77
FOOD PURCHASES	JULIANNE GAUULA TIALAVEA	1,360.00
FOOD PURCHASES	GUMMERSALL, LANCE	1,368.16
FOOD PURCHASES	ASHLEY ROGERS	1,576.60
FOOD PURCHASES	T AND J ALOHA GRILL	1,690.00
FOOD PURCHASES	SYSCO INTERMOUNTAIN INC	2,321.06
FOOD PURCHASES	CHICK FIL A JORDAN LANDING	2,756.75
FOOD PURCHASES	SWIRE COCA COLA USA	2,862.22
FOOD PURCHASES	BURGOYNE, XOCHITL	3,847.50
FOOD PURCHASES	US BANK	74,210.98
FOOD PURCHASES	5 BUCK PIZZA	92,810.75
FOOD PURCHASES	NICHOLAS AND COMPANY INC	207,820.69
FOUNDATION AWARDS	SALT LAKE COMMUNITY COLLEGE	786.50
FUNDRAISER - VOID	THE FMK FOUNDATION INC	-1,943.67
GARBAGE REMOVAL	ACE RECYCLING & DISPOSAL	4,991.82
GARBAGE REMOVAL	REPUBLIC SERVICES INC #864	28,579.37
GAS & OIL	US BANK	92.21
GAS & OIL	MYFLEETCENTER SOUND BILLING	1,069.23
INDUSTRIAL INSURANCE	RMCOEH	3,000.00
INDUSTRIAL INSURANCE	MORETON AND COMPANY	25,426.00
INDUSTRIAL INSURANCE	TRISTAR RISK MANAGEMENT	101,175.73
INVENTORY	TRIDENT SEAFOODS CORPORATION	11,178.00
INVENTORY	CARGILL SUNNYFRESH	22,830.00
INVENTORY	TYSON FOODS INC	55,696.10
INVENTORY	YANGS 5TH TASTE	113,751.40
INVENTORY - BUS PARTS	ROMAINE ELECTRIC CORP	173.02
INVENTORY - BUS PARTS	MOUNTAIN WEST TRUCK CENTER IN	1,041.80
INVENTORY - BUS PARTS	BATTERY SYSTEMS	4,089.73
INVENTORY - BUS PARTS	PURCELL TIRE AND SERVICE CENTER	28,688.70
INVENTORY - CUSTODIAL	IML SECURITY SUPPLY	558.00
INVENTORY - CUSTODIAL	INTERMOUNTAIN FARMERS ASSOC	598.50
INVENTORY - CUSTODIAL	LGG INDUSTRIAL	749.25
INVENTORY - CUSTODIAL	STEPSAVERS INC	1,431.78
INVENTORY - CUSTODIAL	SITEONE LANDSCAPE SUPPLY HOLDING LLC	2,989.00
INVENTORY - CUSTODIAL	HYKO SUPPLY	3,401.48
INVENTORY - CUSTODIAL	WAXIE SANITARY SUPPLY	4,414.84
INVENTORY - CUSTODIAL	BELL JANITORIAL SUPPLY LC	14,591.26
INVENTORY - MAINTENANCE	CODALE ELECTRIC SUPPLY INC	132.38
INVENTORY - MAINTENANCE	SHERWIN WILLIAMS CO	821.46
INVENTORY - MAINTENANCE	ROYAL WHOLESALE ELECTRIC	2,888.82
INVENTORY - MAINTENANCE	CONTROL EQUIPMENT COMPANY	4,802.00
INVENTORY - MAINTENANCE	NELSON FIRE SYSTEMS	5,420.00
INVENTORY - MAINTENANCE	STANDARD PLUMBING SUPPLY	10,296.89
INVENTORY - STOCKROOM	PERIPOLE INC	1,234.00
INVENTORY - STOCKROOM	INDUSTRIAL WEBBING CORP	2,583.60
INVENTORY - STOCKROOM	PYRAMID SCHOOL PRODUCTS	3,047.16

INVENTORY - STOCKROOM	SCHOOL SPECIALTY	5,065.52
INVENTORY - STOCKROOM	VERITIV OPERATING COMPANY	10,460.30
INVENTORY - STOCKROOM	KELLY SPICERS	15,534.70
INVENTORY - STOCKROOM	EPSON AMERICA INC	18,420.00
INVENTORY - STOCKROOM	CONTRACT PAPER GROUP INC	23,293.20
INVENTORY - STOCKROOM	SOUTHWEST SCHOOL AND OFFICE SUPPLY	30,090.76
INVENTORY PRODUCE	A AND Z PRODUCE COMPANY	143,662.40
INVENTORY-BUS OIL/SHOP SUPPLY	CRUS OIL PETROLEUM PRODUCTS	6,502.80
INVENTORY-NUTRITION SERVICE	BRADY INDUSTRIES LLC	18,336.10
INVENTORY-NUTRITION SERVICE	NICHOLAS AND COMPANY INC	285,428.17
IRRIGATION WATER	SOUTH JORDAN CANAL CO	123.00
IRRIGATION WATER	UTAH AND SALT LAKE CANAL COMPANY	570.00
IRRIGATION WATER	WELBY JACOB WATER USERS	1,300.00
IRRIGATION WATER	UTAH LAKE DISTRIBUTING COMPANY	2,045.00
LEGAL FEES	DENTONS DURHAM JONES PINEGAR P C	185.00
LEGAL FEES	BURBIDGE, VAN KOMEN, TANNER & SCRUGGS LLC	18,147.38
LIGHTS	US BANK	36.99
LIGHTS	CONSERVE A WATT	1,462.86
LUNCH SALES	HEATHER DINGMAN	3.70
LUNCH SALES	HEATHER ANDERSON	4.00
LUNCH SALES	MIKAYLA ROMO	4.00
LUNCH SALES	VERONICA HOLM	4.70
LUNCH SALES	MONICA MENDOZA	5.25
LUNCH SALES	MARLEY GARCIA EARLEWINE	5.80
LUNCH SALES	MELANIE KELLER	8.15
LUNCH SALES	MAZIE FIELDING	9.00
LUNCH SALES	EVA MOTA	9.50
LUNCH SALES	DAVID DELGADO	9.75
LUNCH SALES	LINDSAY ANDERSON	9.75
LUNCH SALES	TIFFANY DIXON	10.10
LUNCH SALES	BEATRIZ MARTIN	10.80
LUNCH SALES	JILL JORGENSEN	11.70
LUNCH SALES	JAMIE WELSH	13.00
LUNCH SALES	CRYSTAL BARTLETT	13.50
LUNCH SALES	BRYCE ARNOLD	13.75
LUNCH SALES	MARLEY BROWN	14.00
LUNCH SALES	RANDI SCHAEFER	14.40
LUNCH SALES	TIMOTHY AGLA	17.75
LUNCH SALES	KELLY BOOTH	20.00
LUNCH SALES	RATU VUGAKOTO	20.00
LUNCH SALES	ERIKA CERVANTES	20.05
LUNCH SALES	SARIAH RUNNELLS	20.20
LUNCH SALES	MARIAH STOCKMAN	21.00
LUNCH SALES	HEATHER JOHNSON	21.70
LUNCH SALES	NICK WELSH	22.35
LUNCH SALES	VICTORIA URCINO	23.00
LUNCH SALES	PEIRCE, REBECCA	24.00
LUNCH SALES	EMILY MAIR	25.90
LUNCH SALES	CANDICE CHRISTENSEN	26.00
LUNCH SALES	YVETTE WHITE	26.45
LUNCH SALES	KYLEE ECKLAND	26.50
LUNCH SALES	LOGAN LITTLE	29.50
LUNCH SALES	JAQUELINE FUKERSON	30.00
LUNCH SALES	YAMELITZA RUIZ	31.60
LUNCH SALES	BRITTANY WESSEL	31.70

LUNCH SALES	BARBARA GOLDBERG	32.00
LUNCH SALES	BECKSTEAD, BRANDI	33.25
LUNCH SALES	EBONY TUCKER	38.90
LUNCH SALES	GRANT FLETCHER	39.25
LUNCH SALES	DEBORAH CLOWARD	40.30
LUNCH SALES	JEANMARIE GONZALES	42.15
LUNCH SALES	MARIA GARCIA	44.05
LUNCH SALES	JAYLYNN HEGLAND	46.00
LUNCH SALES	AUTUMN HILL	48.30
LUNCH SALES	MATTHEW MCQUILLAN	50.65
LUNCH SALES	CONSTANCE KELSCH	50.95
LUNCH SALES	DURRANS, ROBERT	52.00
LUNCH SALES	JOANA GANTU CORDOVA	53.10
LUNCH SALES	LISA ZINDEL	58.00
LUNCH SALES	LISA FRISHBY	58.60
LUNCH SALES	KRISTIN CUMMINGS	60.70
LUNCH SALES	MCKENZIE BULLOCH	65.40
LUNCH SALES	KRISTA NELSON	69.60
LUNCH SALES	TAD REID	72.20
LUNCH SALES	VICKY MACIAS	73.20
LUNCH SALES	DEVYN LAWRENCE	73.60
LUNCH SALES	SARA CORDOVA	77.20
LUNCH SALES	SHANNELL FLOREZ	81.85
LUNCH SALES	NICHOLE BRENNER	87.70
LUNCH SALES	ALIESHA NUTTALL	87.75
LUNCH SALES	LARISSA CHERPESKI	88.75
LUNCH SALES	CAMAREE COULSON	103.00
LUNCH SALES	TYLER MONEY	104.15
LUNCH SALES	RODRIGUEZ, SUSIE	107.70
LUNCH SALES	SUZANNE EARL	108.60
LUNCH SALES	MATTHEW ULRICH	120.40
LUNCH SALES	STEPHANIE STRONG	149.00
LUNCH SALES	LOURDES RAMIREZ BUENFIN	156.30
LUNCH SALES	COLBY REES	159.45
LUNCH SALES	AMY RICH	235.25
LUNCH SALES	JULIE YATES	260.00
LUNCH SALES	MICHELLE SOMERVILLE	418.62
LUNCH SALES	KERI MAGLEBY	540.00
MAINT SUPPLIES/UNIFORMS	NUTECH SPECIALTIES INC	69.48
MAINT SUPPLIES/UNIFORMS	OSSINE SHOES	150.00
MAINT SUPPLIES/UNIFORMS	SS APPAREL LLC	300.00
MAINT SUPPLIES/UNIFORMS	SENERGY PETROLEUM LLC	324.36
MAINT SUPPLIES/UNIFORMS	PETERSONS FRESH MARKET	448.45
MAINT SUPPLIES/UNIFORMS	NAPA AUTO PARTS	565.27
MAINT SUPPLIES/UNIFORMS	POWERLINE INDUSTRIES	574.80
MAINT SUPPLIES/UNIFORMS	UTAH CORRECTIONAL INDUSTRIES EMBROIDERY	846.42
MAINT SUPPLIES/UNIFORMS	COMBUSTION TECHNOLOGIES USA	965.00
MAINT SUPPLIES/UNIFORMS	CINTAS FIRST AID AND SAFETY	1,060.73
MAINT SUPPLIES/UNIFORMS	BIZ WEAR CONSULTING INC	1,260.75
MAINT SUPPLIES/UNIFORMS	CINTAS #180 UNIFORMS	1,526.41
MAINT SUPPLIES/UNIFORMS	WAXIE SANITARY SUPPLY	2,185.41
MAINT SUPPLIES/UNIFORMS	REBEL ATHLETIC LLC	2,597.97
MAINT SUPPLIES/UNIFORMS	FASTENAL COMPANY	2,623.88
MAINT SUPPLIES/UNIFORMS	SPECIAL OLYMPICS UTAH NC	3,005.50
MAINT SUPPLIES/UNIFORMS	JO AND JAX	3,320.72

MAINT SUPPLIES/UNIFORMS	ACCELERATED ATHLETICS	3,900.00
MAINT SUPPLIES/UNIFORMS	STITCHED SPECIALTIES INCORPORATED	4,516.00
MAINT SUPPLIES/UNIFORMS	US BANK	5,653.32
MAINT SUPPLIES/UNIFORMS	GAME ONE	8,635.20
MAINT SUPPLIES/UNIFORMS	BSN SPORTS INC	13,651.53
MEDIA BOOKS	BERNIER, SALWA	27.91
MEDIA BOOKS	B AND H PHOTO VIDEO	669.00
MEDIA BOOKS	PERMA BOUND	2,720.56
MEDIA BOOKS	BOUND TO STAY BOUND BOOKS INC	2,939.40
MEDIA BOOKS	ABDO PUBLISHING COMPANY	4,724.55
MEDIA BOOKS	OVERDRIVE INC	12,062.07
MEDIA BOOKS	FOLLETT CONTENT SOLUTIONS LLC	18,582.89
MEDIA BOOKS	US BANK	36,252.40
MEDIA CENTER FINES	EVELYN MENDOZA	5.00
MEDIA CENTER FINES	BRIANNA BIGELOW	15.00
MEDIA CENTER FINES	JAMIE KOWALK	15.00
MEDIA CENTER FINES	KIRN, EMILY	17.95
MEDIA CENTER FINES	AMIE ANDELIN	29.00
MEMBERSHIP DUES AND FEES	STUDENT TELEVISION NETWORK	50.00
MEMBERSHIP DUES AND FEES	CARTIER, ALLISUN	100.00
MEMBERSHIP DUES AND FEES	NICHOLSON, BRYAN	120.00
MEMBERSHIP DUES AND FEES	MARTINEZ, ALISHA	129.00
MEMBERSHIP DUES AND FEES	NATIONAL ASSOCIATION OF SCHOOL NURSES	129.50
MEMBERSHIP DUES AND FEES	LARSON, CATHRYN	169.00
MEMBERSHIP DUES AND FEES	MARIA JOHNSON	180.00
MEMBERSHIP DUES AND FEES	FUHRIMAN, RACHAEL	270.00
MEMBERSHIP DUES AND FEES	BILLS, TERESA	360.00
MEMBERSHIP DUES AND FEES	SOLES, DOUG	495.00
MEMBERSHIP DUES AND FEES	EPIC PRODUCTIONS LLC	500.00
MEMBERSHIP DUES AND FEES	UTAH FUTURE BUSINESS LEADERS OF AM	567.00
MEMBERSHIP DUES AND FEES	COLLEGE BOARD THE	681.12
MEMBERSHIP DUES AND FEES	SOUTHERN UTAH UNIVERSITY	900.00
MEMBERSHIP DUES AND FEES	BMJ SPORTS	1,000.00
MEMBERSHIP DUES AND FEES	UTAH HIGH SCHOOL ACTIVITIES ASSOC	1,064.00
MEMBERSHIP DUES AND FEES	AMERICAN RED CROSS	1,073.25
MEMBERSHIP DUES AND FEES	CLASSIC EVENTS AND SERVICES LLC	1,075.00
MEMBERSHIP DUES AND FEES	HOSA FUTURE HEALTH PROFESSIONALS	1,350.00
MEMBERSHIP DUES AND FEES	UTAH COLOR GUARD CIRCUIT	1,400.00
MEMBERSHIP DUES AND FEES	UNITED SOUND INC	1,680.00
MEMBERSHIP DUES AND FEES	SALT CONTEMPORARY DANCE INC	2,500.00
MEMBERSHIP DUES AND FEES	LAMBERT, JACK	4,356.00
MEMBERSHIP DUES AND FEES	COMPTIA INC	5,088.00
MEMBERSHIP DUES AND FEES	US BANK	50,306.36
MILEAGE TRAVEL	MCKASSON, AMY	7.00
MILEAGE TRAVEL	GREENE, AMY	7.70
MILEAGE TRAVEL	BACHER, MICHAEL	11.20
MILEAGE TRAVEL	DAY, ERIN	14.00
MILEAGE TRAVEL	AGUILERA, NAIR	15.40
MILEAGE TRAVEL	RILEY-HANSEN, JENNIFER	16.80
MILEAGE TRAVEL	MCNEILL, REBEKAH	18.20
MILEAGE TRAVEL	ALSBOUL, OTBA	19.60
MILEAGE TRAVEL	LARSEN, JOHN	21.56
MILEAGE TRAVEL	DUPAPE, LYNDZE	23.10
MILEAGE TRAVEL	CHANG, CAMMIE ANN	28.70
MILEAGE TRAVEL	WATTS, SHANNON	28.70

MILEAGE TRAVEL	JAMES, DARLENE	31.50
MILEAGE TRAVEL	MORTENSEN, CAILEY	32.20
MILEAGE TRAVEL	ANDERSON, IRMA	33.60
MILEAGE TRAVEL	RICHINS, LARRY	33.60
MILEAGE TRAVEL	SOYOLOO, UNDARMAA	35.00
MILEAGE TRAVEL	ANDERSON, BROOKE	40.60
MILEAGE TRAVEL	FESTIN, SCOTT	40.60
MILEAGE TRAVEL	LOVE-DAY, MICHELLE	42.70
MILEAGE TRAVEL	WORKMAN, AMANDA	44.10
MILEAGE TRAVEL	MOONSAMY, KAREN	44.80
MILEAGE TRAVEL	PROBERT, KATIE	44.80
MILEAGE TRAVEL	BEDONT, KARA	46.20
MILEAGE TRAVEL	HANSEN, CRYSTAL	46.20
MILEAGE TRAVEL	PEDERSEN, JENNY	48.30
MILEAGE TRAVEL	HART, JASON	50.40
MILEAGE TRAVEL	KIRKMAN, REBECCA	51.80
MILEAGE TRAVEL	TANNAS, MEGAN	52.50
MILEAGE TRAVEL	AMPIL, ABBY	53.20
MILEAGE TRAVEL	DANIELS, MARLA	53.20
MILEAGE TRAVEL	WILSON, MARIANNE	53.20
MILEAGE TRAVEL	WOODBURN, NICOLE	58.10
MILEAGE TRAVEL	MANNING, JENNIFER	58.80
MILEAGE TRAVEL	PEDROZA, PAUL	58.80
MILEAGE TRAVEL	USGAARD, KATY	58.80
MILEAGE TRAVEL	BERRY, RAEGENE	61.60
MILEAGE TRAVEL	GUSTAFSON, VICTORIA	61.60
MILEAGE TRAVEL	CURRAN, CAROLYN	62.30
MILEAGE TRAVEL	HIGHAM, DEANNA	64.40
MILEAGE TRAVEL	COLEMAN, RACHAEL	64.52
MILEAGE TRAVEL	BARSON, DAWN	67.20
MILEAGE TRAVEL	MCCARTY, LORI	68.60
MILEAGE TRAVEL	TOTORICA, LISA	70.70
MILEAGE TRAVEL	FOSTER, NATHAN	71.40
MILEAGE TRAVEL	JACKSON, ANGELA	72.10
MILEAGE TRAVEL	JENSEN, SHARON	72.80
MILEAGE TRAVEL	FORDHAM, MICHELLE	75.60
MILEAGE TRAVEL	BLUE, CHERILYN	77.00
MILEAGE TRAVEL	JACOBS, CHRISTINA	78.40
MILEAGE TRAVEL	NEWBROUGH, KIMBERLEE	78.40
MILEAGE TRAVEL	RICKS, PATRICIA	79.10
MILEAGE TRAVEL	BROOKS, TIMOTHY	79.80
MILEAGE TRAVEL	WATKINS, CINDY	81.20
MILEAGE TRAVEL	HANSEN, MICHELLE	81.90
MILEAGE TRAVEL	SLACK, AMY	83.30
MILEAGE TRAVEL	BREEZE, MELANIE	84.00
MILEAGE TRAVEL	HICKENLOOPER, ANNEGRET	84.28
MILEAGE TRAVEL	CONNER, LAUREN	85.82
MILEAGE TRAVEL	HALES, JAY	86.10
MILEAGE TRAVEL	DONOHOO, GREGGORY	86.80
MILEAGE TRAVEL	ROBERTSON, RILEY	88.20
MILEAGE TRAVEL	AUSTIN, SHARLENE	89.60
MILEAGE TRAVEL	ARAGON, KATHLYNN	90.30
MILEAGE TRAVEL	RYAN, ORLA	90.30
MILEAGE TRAVEL	WILLIAMS, KRAIG	92.26
MILEAGE TRAVEL	HATHAWAY, AMY	92.40

MILEAGE TRAVEL	MULLEN, JANILEE	93.10
MILEAGE TRAVEL	MERRICK, TIFFANY	94.50
MILEAGE TRAVEL	WOOD, AMY	94.50
MILEAGE TRAVEL	MURRILL, WENDY	95.20
MILEAGE TRAVEL	HAMBLIN, WHITNEY	96.60
MILEAGE TRAVEL	SMEATH, STEPHANIE	98.00
MILEAGE TRAVEL	SCHIESS, TIMOTHY	100.10
MILEAGE TRAVEL	CLEVINGER, TAMI	101.50
MILEAGE TRAVEL	CROW, CAROLYN	102.90
MILEAGE TRAVEL	HABERMAN, BRANDT	102.90
MILEAGE TRAVEL	TAYLOR, DEANNA	103.60
MILEAGE TRAVEL	CLAWSON, KRISTIE	104.30
MILEAGE TRAVEL	DANIELSON, RACHEL	104.30
MILEAGE TRAVEL	DESMARAIS, ODETTE	104.30
MILEAGE TRAVEL	BODINE, JILL	105.00
MILEAGE TRAVEL	WRIGHT, EMILY	106.40
MILEAGE TRAVEL	NEDDO, KIMBERLEE	107.80
MILEAGE TRAVEL	ROBINSON, LISA	107.80
MILEAGE TRAVEL	WELLER, MEGAN	107.80
MILEAGE TRAVEL	CARDENAS, MEGAN	108.50
MILEAGE TRAVEL	STRANG, KYLIE	109.20
MILEAGE TRAVEL	BARR, WENDY	109.90
MILEAGE TRAVEL	CANNON, KELLI	109.90
MILEAGE TRAVEL	BURTON JUAREZ, SONJA	110.60
MILEAGE TRAVEL	MECHAM, KRISTA	111.30
MILEAGE TRAVEL	NUFFER, DAVID	113.40
MILEAGE TRAVEL	ASAY, CYDNEY	116.20
MILEAGE TRAVEL	BLACK, ALYSON	117.60
MILEAGE TRAVEL	SASS, RENEE	117.60
MILEAGE TRAVEL	SIVULKA, TARA	117.60
MILEAGE TRAVEL	MATTA, ERIC	118.30
MILEAGE TRAVEL	CALHOUN, ASHLEY	121.10
MILEAGE TRAVEL	CULVER, COURTNEY	122.50
MILEAGE TRAVEL	KOLOWICH, TARA	122.50
MILEAGE TRAVEL	STEWART, WENDI	123.20
MILEAGE TRAVEL	ROPER, SARAH	123.90
MILEAGE TRAVEL	HEGEWALD, SOPHIA	124.60
MILEAGE TRAVEL	REYES, MICHELLE	124.74
MILEAGE TRAVEL	HENINGER, DENISE	126.00
MILEAGE TRAVEL	PACKER, LORI	127.46
MILEAGE TRAVEL	YARDLEY, KADEN	128.10
MILEAGE TRAVEL	LESTARGE, LISA	130.20
MILEAGE TRAVEL	LLOYD, AMY	131.60
MILEAGE TRAVEL	DANGERFIELD, RACHEL	133.00
MILEAGE TRAVEL	DILLARD, NICOLE	134.40
MILEAGE TRAVEL	HESLOP, CLARISSA	134.40
MILEAGE TRAVEL	WEBSTER, JACQUELIN	134.96
MILEAGE TRAVEL	HARTLE, SHAYLENE	135.80
MILEAGE TRAVEL	LEWIS, COURTNEE	135.80
MILEAGE TRAVEL	GIBSON, ANNA	138.60
MILEAGE TRAVEL	IOANE, NOELAPOOMAICALANI	138.60
MILEAGE TRAVEL	GORDON, JAMIE	140.28
MILEAGE TRAVEL	SULLIVAN, MCKENZIE	140.70
MILEAGE TRAVEL	COLE, KATIE	141.05
MILEAGE TRAVEL	SILVEIRA, SILVIANE	141.40

MILEAGE TRAVEL	PAUR, KIMBERLY	143.50
MILEAGE TRAVEL	LUCK, JEFFRY	145.60
MILEAGE TRAVEL	HOLLENBACH, SALLI	148.40
MILEAGE TRAVEL	WILLIAMS, LYNSEY	149.10
MILEAGE TRAVEL	ANDERSON, MICHAEL	149.80
MILEAGE TRAVEL	WILLIAMS, ESZTER	151.20
MILEAGE TRAVEL	ROBERTS, SHAYNA	154.00
MILEAGE TRAVEL	ROMNEY, PETER	158.20
MILEAGE TRAVEL	ROMRELL, AMY	163.80
MILEAGE TRAVEL	TANNER, JAIMIE	163.80
MILEAGE TRAVEL	CHRISTIAN, NESHA	167.30
MILEAGE TRAVEL	NELSON, SARAH	167.30
MILEAGE TRAVEL	SHUMWAY, JANA	167.30
MILEAGE TRAVEL	BEDDES, KIERA	169.40
MILEAGE TRAVEL	DOLEAC, MEREDITH	169.40
MILEAGE TRAVEL	DALMER, KAYLA	170.80
MILEAGE TRAVEL	SCHILATY, SADIE	175.21
MILEAGE TRAVEL	BENITES, DIEGO	178.29
MILEAGE TRAVEL	WORTHEN, STACEE	178.50
MILEAGE TRAVEL	MORTENSON, HONNELORE	179.20
MILEAGE TRAVEL	MOSSEL, KEVIN	181.30
MILEAGE TRAVEL	MORRIS, JEFFREY	185.50
MILEAGE TRAVEL	HAYES, JESSICA	186.90
MILEAGE TRAVEL	BRIMHALL, REBECCA	187.60
MILEAGE TRAVEL	JOHNSON, STEPHANIE	188.30
MILEAGE TRAVEL	STANDING, ANDREA	189.49
MILEAGE TRAVEL	CRAWFORD, MEGAN	196.00
MILEAGE TRAVEL	HEHR, AMANDA	198.80
MILEAGE TRAVEL	HILL, MELANIE	203.00
MILEAGE TRAVEL	FLAGLER, DOUGLAS	205.10
MILEAGE TRAVEL	CANICK, MELANIE	211.40
MILEAGE TRAVEL	GODFREY, ANTHONY	212.80
MILEAGE TRAVEL	LORENZEN, TRISHA	214.20
MILEAGE TRAVEL	BELL, GRACE	217.00
MILEAGE TRAVEL	CURTIS, CODY	220.50
MILEAGE TRAVEL	SORENSEN, MARCI	221.20
MILEAGE TRAVEL	BUNKER, STEPHEN	222.60
MILEAGE TRAVEL	PARKO, DANIEL	226.10
MILEAGE TRAVEL	BRENNEISEN, ABBY	227.50
MILEAGE TRAVEL	MILLER, MICHAEL	229.60
MILEAGE TRAVEL	REED, LORI	231.98
MILEAGE TRAVEL	HANSEN, CASSIDY	233.10
MILEAGE TRAVEL	EMERSON, NORMAN	241.85
MILEAGE TRAVEL	RUFF, MEGAN	247.10
MILEAGE TRAVEL	WINGERT, KYRSTIN	247.10
MILEAGE TRAVEL	YESCAS DE MEZA, JULIETA	259.70
MILEAGE TRAVEL	TRANTER, MATTHEW	260.40
MILEAGE TRAVEL	GARRIDO CARDENAS, ANGELICA	260.54
MILEAGE TRAVEL	SMITH, ELIZABETH	261.80
MILEAGE TRAVEL	TRIMMELL, MICHAEL	263.20
MILEAGE TRAVEL	MATA, LAUREN	270.20
MILEAGE TRAVEL	NAGELI, LARISA	288.40
MILEAGE TRAVEL	LEIKAM, DANIELLE	289.80
MILEAGE TRAVEL	SIDWELL, AMBER	291.90
MILEAGE TRAVEL	WILLIAMS JR, ALBERT	293.30

MILEAGE TRAVEL	BEDONT, ALLISON	300.30
MILEAGE TRAVEL	HANSEN, CHAD	303.10
MILEAGE TRAVEL	GIBSON, MITCHELL	310.80
MILEAGE TRAVEL	KAOPUA, ALEXIS	313.60
MILEAGE TRAVEL	BEAN, KALIE	321.30
MILEAGE TRAVEL	MILLER, ELIZABETH	321.30
MILEAGE TRAVEL	BOWEN, PATTY	355.60
MILEAGE TRAVEL	VEAZIE, BRYAN	369.60
MILEAGE TRAVEL	BUTLER, DAVID	390.60
MILEAGE TRAVEL	CHUIDIAN, KAMI	467.60
MILEAGE TRAVEL	GERBER, REBECCA	485.10
MILEAGE TRAVEL	BOWMAN, DAVID	514.50
MILEAGE TRAVEL	GIBSON, AMY	536.90
MILEAGE TRAVEL	ALLEN, VICTORIA	629.30
MILEAGE TRAVEL	HAMBLIN, TRAVIS	728.70
MILEAGE TRAVEL	COLEMAN, LISA	835.80
MOTOR FUEL	JONES, CHRISTOPHER	1.48
MOTOR FUEL	FRANSEN, AMBERLY	2.22
MOTOR FUEL	SORENSEN, MADISON	5.69
MOTOR FUEL	RODRIGUEZ, IRIEVETTE	6.29
MOTOR FUEL	MILLER, BRITTNEY	10.59
MOTOR FUEL	TRIMBLE, AMY	10.92
MOTOR FUEL	HALLIDAY, BRYAN	11.34
MOTOR FUEL	PACKER, LORI	11.79
MOTOR FUEL	WINDER, SHAYLA	15.85
MOTOR FUEL	NUTTALL, JEREMY	16.01
MOTOR FUEL	WEST, NICHOLAS	28.53
MOTOR FUEL	WHITLOCK, DARLENE	42.61
MOTOR FUEL	LAMBERT, JACK	43.27
MOTOR FUEL	DAVIS, MARNI	90.83
MOTOR FUEL	US BANK	254.03
MOTOR FUEL	STATE OF UTAH FUEL NETWORK	87,370.39
NATURAL GAS	SUMMIT ENERGY LLC	38,216.39
NATURAL GAS	ENBRIDGE GAS	116,801.93
PD MEALS	SIMMONS, REBECCA	26.49
PD MEALS	SMITHS CUSTOMER CHARGES	28.13
PD MEALS	LORD, JOSHUA	37.13
PD MEALS	FAWCETT, AMANDA	46.69
PD MEALS	FANGALUA, STACEY	86.98
PD MEALS	SMITH, CINDY	214.44
PD MEALS	US BANK	4,732.08
POSTAGE	BELLISTON, REBECCA	7.47
POSTAGE	BARNEY, JODI	10.00
POSTAGE	ZIOLKOWSKI, KRISTY	10.48
POSTAGE	LAGUNA MEDINA, CLARA ISABEL	31.15
POSTAGE	ANDRESEN, KRISTINE	91.59
POSTAGE	PURCHASE POWER	246.70
POSTAGE	CONQUEST GRAPHICS	414.25
POSTAGE	US BANK	2,964.95
POSTAGE	THE DATA CENTER	3,735.90
POSTAGE	QUADIENT FINANCE INC	7,109.59
PRESCRIPTIONS	CRX INTERNATIONAL	11,395.74
PREVENTIVE MAINTENANCE	ROTO AIRE FILTER SERVICE AND SALES	400.96
PREVENTIVE MAINTENANCE	AAF INTERNATIONAL	727.64
PREVENTIVE MAINTENANCE	FILTER TECHNOLOGIES	5,353.67

PRINTING	PRICE, KATHARINE	3.56
PRINTING	SOUTH VALLEY	6.00
PRINTING	BAKER, JULIE	22.90
PRINTING	BAY, ANNA	57.52
PRINTING	US BANK	111.47
PRINTING	SUN LITHOGRAPHING AND PRINT	523.75
PRINTING	ALPHAGRAPHS	770.40
PRINTING	UTAH CORRECTIONAL INDUSTRIES PRINT SHOP	1,311.35
PRINTING	CONQUEST GRAPHICS	2,811.70
PRINTING	PECZUH PRINTING COMPANY INC	4,357.50
PROF TRAINING REGISTRATIONS	FRANCO, FULVIA	18.60
PROF TRAINING REGISTRATIONS	BOWMAN, DAVID	24.90
PROF TRAINING REGISTRATIONS	METCALF, MEGAN	28.00
PROF TRAINING REGISTRATIONS	BOWERS, MARSHA	29.95
PROF TRAINING REGISTRATIONS	BULLOCK, JESICA	29.95
PROF TRAINING REGISTRATIONS	GEHRKE, KAYDEE	29.95
PROF TRAINING REGISTRATIONS	KAWAKAMI, NICOLE	29.95
PROF TRAINING REGISTRATIONS	LINDSEY, MICHELLE	29.95
PROF TRAINING REGISTRATIONS	NELSON, MADISON	29.95
PROF TRAINING REGISTRATIONS	ROBISON, NATASHA	29.95
PROF TRAINING REGISTRATIONS	ROSEN, JENNY	29.95
PROF TRAINING REGISTRATIONS	STEELE, PETRINA	29.95
PROF TRAINING REGISTRATIONS	WOLFGRAMM, CYDNEE	29.95
PROF TRAINING REGISTRATIONS	WINGERT, KYRSTIN	32.32
PROF TRAINING REGISTRATIONS	MIETCHEN, MATTHEW	40.00
PROF TRAINING REGISTRATIONS	BAISCH, SOMMER	46.64
PROF TRAINING REGISTRATIONS	WEST, WENDY	90.00
PROF TRAINING REGISTRATIONS	METCALF, AARON	152.00
PROF TRAINING REGISTRATIONS	STEVENS, TODD	215.26
PROF TRAINING REGISTRATIONS	BENNETT, APRIL	230.00
PROF TRAINING REGISTRATIONS	FERNANDEZ ORTEGA, ANGELINA	270.00
PROF TRAINING REGISTRATIONS	SCHULTHESS, KRISTY	450.00
PROF TRAINING REGISTRATIONS	SOLUTION TREE LLC	769.00
PROF TRAINING REGISTRATIONS	UTAH SCHOOL BOARDS ASSOC	5,560.00
PROF TRAINING REGISTRATIONS	US BANK	52,862.63
PROFESSIONAL BOOKS & MAGAZINES	BLAZOVICH, JORDAN	85.00
PROFESSIONAL BOOKS & MAGAZINES	US BANK	407.92
REFUND PAYABLE	MEG TAYLOR	11.25
REFUND PAYABLE	FRENCHELL HAMPTON	12.00
REFUND PAYABLE	CARI ABARR	13.24
REFUND PAYABLE	BRAD THURMAN	18.00
REFUND PAYABLE	GRANT FLETCHER	25.00
REFUND PAYABLE	TERESA WEBSTER	75.00
REFUND PAYABLE	JULIE BEYER	80.00
REFUND PAYABLE	BRYAN WORTHEN	90.00
REFUND PAYABLE	CAMERON CLARK	140.00
REFUND PAYABLE	JOSH TRAYNER	250.00
REFUND PAYABLE	RYAN MAUSS	250.00
REMODELING	DIXON INFORMATION INC	35.00
REMODELING	UTAH TILE AND ROOFING INC	633.93
REMODELING	ALL WEATHER WATERPROOFING INC	694.68
REMODELING	BLYNCO	1,676.90
REMODELING	THORUP AND ASSOCIATES INC	2,500.00
REMODELING	SURGE ELECTRIC	2,834.81
REMODELING	CORE ARCHITECTURE LLC	2,865.00

REMODELING	AED EVERYWHERE INC	2,874.82
REMODELING	ABSOLUTE DOORS	3,000.00
REMODELING	VAN DEUSEN AND ASSOCIATES INC	3,350.00
REMODELING	RESOLUT GROUP	3,738.00
REMODELING	STANDARD PLUMBING SUPPLY	4,303.04
REMODELING	GRITTON AND ASSOCIATES	4,846.00
REMODELING	UTAH MOBILITY LLC	6,077.00
REMODELING	SCHINDLER ELEVATOR CORP	6,518.45
REMODELING	KOH MECHANICAL CONTRACTORS INC	8,127.00
REMODELING	STONE SECURITY, LLC	8,155.75
REMODELING	VALLEY GLASS	9,517.80
REMODELING	COMBUSTION AND CONTROL SERVICES LLC	10,178.21
REMODELING	COLD TECH REFRIGERATION SERVICE INC	10,398.26
REMODELING	ACCESS DOOR SYSTEMS LLC	10,623.00
REMODELING	AMERICAN FENCE	14,600.00
REMODELING	SUMMIT FIRE AND SECURITY LLC	33,847.86
REMODELING	COUNTERTRADE PRODUCTS INC	43,964.77
REMODELING	MHTN ARCHITECTS INC	65,375.63
REMODELING	PAUL DAVIS RESTORATION OF UTAH	81,352.40
REMODELING	US BANK	177,377.75
REMODELING	JUDD CONSTRUCTION INC	202,356.25
REMODELING	HURD ELECTRIC LLC	364,327.00
REPAIRS & PARTS	LGG INDUSTRIAL	27.50
REPAIRS & PARTS	AIRGAS USA LLC	144.00
REPAIRS & PARTS	INDUSTRIAL SUPPLY COMPANY	198.58
REPAIRS & PARTS	SHIFFLER EQUIPMENT SALES INC	254.56
REPAIRS & PARTS	INTERSTATE SIGN COMPANY LLC	277.44
REPAIRS & PARTS	CINTAS #180 UNIFORMS	303.93
REPAIRS & PARTS	TRANS JORDAN CITIES	367.33
REPAIRS & PARTS	INNOVATIVE PRINT CONSULTING LLC	491.50
REPAIRS & PARTS	ALS AUTO PARTS	555.98
REPAIRS & PARTS	FASTENER ENGINEERING	694.01
REPAIRS & PARTS	SPRINKLER SUPPLY COMPANY	740.83
REPAIRS & PARTS	STONE SECURITY, LLC	754.65
REPAIRS & PARTS	BELL JANITORIAL SUPPLY LC	804.38
REPAIRS & PARTS	KILGORE CONTRACTING	1,237.18
REPAIRS & PARTS	ANDIGO CARPETS INC	1,245.04
REPAIRS & PARTS	COMPLETE SUPPLY COMPANY LLC	2,068.24
REPAIRS & PARTS	PARTS TOWN LLC	2,629.76
REPAIRS & PARTS	STANDARD PLUMBING SUPPLY	2,845.10
REPAIRS & PARTS	ROCKY MOUNTAIN TURF	3,464.47
REPAIRS & PARTS	THOMPSON LOGGING	3,493.00
REPAIRS & PARTS	HOBART SERVICE	3,894.39
REPAIRS & PARTS	MOUNTAINLAND SUPPLY LLC	5,398.44
REPAIRS & PARTS	HERC RENTALS	8,161.72
REPAIRS & PARTS	GRAINGER	8,504.81
REPAIRS & PARTS	COLD TECH REFRIGERATION SERVICE INC	9,926.08
REPAIRS & PARTS	ALPINE TECHNICAL SERVICES	11,283.00
REPAIRS & PARTS	US BANK	63,284.19
SEWER & WATER	KEARNS IMPROVEMENT DISTRICT	2,231.80
SEWER & WATER	BLUFFDALE CITY	4,236.85
SEWER & WATER	JORDAN BASIN IMPROVEMENT DISTRICT	19,382.71
SEWER & WATER	SOUTH JORDAN CITY	39,801.55
SEWER & WATER	HERRIMAN CITY	40,622.45
SEWER & WATER	RIVERTON CITY CORP	74,882.68

SEWER & WATER	CITY OF WEST JORDAN	146,954.32
SITE IMPROVEMENT	US BANK	1,637.80
SITE IMPROVEMENT	NEILS CONCRETE CUTTING CO	4,550.00
SITE IMPROVEMENT	GREAT BASIN ENGINEERING INC	4,569.30
SITE IMPROVEMENT	WORX INC	4,690.00
SITE IMPROVEMENT	ANTONIOS CONCRETE LLC	4,938.00
SITE IMPROVEMENT	THORUP AND ASSOCIATES INC	19,713.00
SITE IMPROVEMENT	PECKHAM ASPHALT PAVING INC	177,253.00
SMALL EQUIPMENT	STANDARD RESTAURANT SUPPLY	483.36
SMALL EQUIPMENT	TRI STATE DISTRIBUTORS	1,499.00
SMALL EQUIPMENT	US BANK	4,175.10
SMALL EQUIPMENT	HOMEPRO VACUUM LLC	5,968.00
SOFTWARE	ROLLINS, BRANDY	24.95
SOFTWARE	FLYNN, ELYSE	31.45
SOFTWARE	CHERRY, JENNA	36.00
SOFTWARE	JAVADI, CAROLYN	124.99
SOFTWARE	HARRIS, JOCELYN	128.93
SOFTWARE	TOWNSEND, MELISSA	129.00
SOFTWARE	BRUNT, DASHIA	134.30
SOFTWARE	MARCHANT, KELSEY	139.92
SOFTWARE	RED RIVER PRESS INC	250.00
SOFTWARE	NOTABLE INC	298.00
SOFTWARE	ANDERSON, ANGELA	299.00
SOFTWARE	MCDONALD, SHANNON	307.30
SOFTWARE	LUDLOW, AMY	322.34
SOFTWARE	HUDL	349.00
SOFTWARE	ALLFREY, BRIAN	801.34
SOFTWARE	PANORAMA EDUCATION INC	1,180.20
SOFTWARE	TRANSFINDER CORPORATION	2,203.53
SOFTWARE	COMPTIA INC	2,375.00
SOFTWARE	CODEHS INC	3,350.00
SOFTWARE	SECURLY INC	3,570.00
SOFTWARE	DISCOVERY EDUCATION	4,342.80
SOFTWARE	BRAIN POP	4,500.00
SOFTWARE	LENOVO INC	5,096.85
SOFTWARE	TRANSIT WORKFORCE MANAGEMENT LLC	7,200.00
SOFTWARE	MOUNTAIN STATE SCHOOLBOOK DEPOSITORY	8,400.00
SOFTWARE	US BANK	20,811.65
SOFTWARE	UTAH EDUCATION NETWORK	23,075.50
SOFTWARE	RIVERSIDE INSIGHTS	60,588.00
STAFF REWARDS	KENNEY, RACHELLE	9.27
STAFF REWARDS	MORGAN, MOLLY	26.76
STAFF REWARDS	BURNINGHAM, ROBYN	27.84
STAFF REWARDS	MOORE, KAREN	29.82
STAFF REWARDS	LOVERIDGE, TRICIA	37.54
STAFF REWARDS	DAHLGREN, MEGAN	52.16
STAFF REWARDS	INOUYE, BENJAMIN	67.05
STAFF REWARDS	HANSEN, CHARLOTTE	74.98
STAFF REWARDS	KIRKLAND, RAMEE	78.42
STAFF REWARDS	BAGGS, ANDREW	85.37
STAFF REWARDS	ANGELA CRAWFORD	86.46
STAFF REWARDS	LARSEN, CAMMIE CHAE	87.23
STAFF REWARDS	CALHOUN, TRISH	88.06
STAFF REWARDS	PELLEGRINO, CYNDI	104.91
STAFF REWARDS	SMITH, TIFFANY	185.00

STAFF REWARDS	SWIRE COCA COLA USA	229.05
STAFF REWARDS	IC GROUP	1,153.17
STAFF REWARDS	BELL PRINTING AND DESIGN	3,449.39
STAFF REWARDS	US BANK	20,111.87
STUDENT REGISTRATIONS	SALT LAKE COMMUNITY COLLEGE	395.00
SUPPLIES	TANNER, KRISTINE	6.00
SUPPLIES	BENNETT, GREGORY	6.17
SUPPLIES	MCCARTY, LORI	6.38
SUPPLIES	PALOMIN, JENIFER	6.38
SUPPLIES	SALT LAKE COMMUNITY COLLEGE	7.00
SUPPLIES	EVERITT, JESSICA	7.38
SUPPLIES	SORENSEN, RELDA	7.50
SUPPLIES	MILLER, BRITNEY	9.39
SUPPLIES	KIRKHAM, PEGGY	9.66
SUPPLIES	HALLING, CHRISTIN	10.06
SUPPLIES	MAXFIELD, JANNETTE	10.21
SUPPLIES	WIECHMAN, JENNIFER	11.01
SUPPLIES	TECALCO, ROSA	11.18
SUPPLIES	WHITE, LINDEN	11.50
SUPPLIES	STEELE, GABRIELLE	12.64
SUPPLIES	ENGBERSON, KEVIN	12.95
SUPPLIES	KIRKMAN, REBECCA	15.04
SUPPLIES	BARTON, ALICIA	15.57
SUPPLIES	CARLSON, MARY	15.61
SUPPLIES	BROSHINSKY, CLAIRESE	18.26
SUPPLIES	RUBALCAVA, ASHLEY	19.25
SUPPLIES	GEORGE, KATHI	19.31
SUPPLIES	DERBIDGE, ROBYN	19.33
SUPPLIES	HOLZ, JACQUELINE	19.47
SUPPLIES	HOUTZ, NICOLLE	19.79
SUPPLIES	VUKI, JACQUELINE	19.84
SUPPLIES	CARVALHO DA CRUZ TEIXEIRA, DIOMAR	19.86
SUPPLIES	ALLEN, ALEXA	20.00
SUPPLIES	HOWELL, JODI	20.00
SUPPLIES	BILLS, TERESA	20.68
SUPPLIES	HARRIS, CHENELLE	20.84
SUPPLIES	DAWSON, JULIE	21.47
SUPPLIES	ROBINSON, SUSAN	21.96
SUPPLIES	INOUYE, BENJAMIN	22.27
SUPPLIES	TREVINO-KOVACS, AMEE	22.55
SUPPLIES	MORRIS, SHERI	23.87
SUPPLIES	TORRES, ALLYSON	24.13
SUPPLIES	HERNANDEZ, ERIKA	24.14
SUPPLIES	AVANT ASSESSMENT LLC	24.90
SUPPLIES	STUMP, BREANNE	25.53
SUPPLIES	FALKE, KYLIE	25.73
SUPPLIES	WINDELL, REBECCA	26.11
SUPPLIES	BURG, LISA	26.81
SUPPLIES	JENSEN, LISA	27.84
SUPPLIES	WILLIAMS, CASSEN	27.93
SUPPLIES	DANIELLE HALES	28.00
SUPPLIES	MC CULLOUGH, AMANDA	29.02
SUPPLIES	CRAPO, MARIANNE	29.54
SUPPLIES	BEESELY, BERGEN	29.82
SUPPLIES	LARSEN, MCKENNA	31.59

SUPPLIES	HAWKINS, DAVID	34.10
SUPPLIES	STEPHENS, JARILYN	35.43
SUPPLIES	FANGALUA, STACEY	35.77
SUPPLIES	SYBIL CREASY	36.44
SUPPLIES	OVIATT, MATTHEW	36.94
SUPPLIES	LOGO SHOP INC	40.09
SUPPLIES	PEARSON, LEOTA	40.41
SUPPLIES	RIVERTON MUSIC INC	40.78
SUPPLIES	ALLARD-SALISBURY, AMY	40.83
SUPPLIES	DALY, MEGAN	42.97
SUPPLIES	POLLOCK, TIMOTHY	43.14
SUPPLIES	BOLDT, BROOKE	46.36
SUPPLIES	OAKESON, CHRISTY	47.57
SUPPLIES	TURLEY, ERIN	47.73
SUPPLIES	COLES, CARLY	50.02
SUPPLIES	BENNETT, APRIL	52.10
SUPPLIES	JODI HULL	52.32
SUPPLIES	BROWN, JENNIFER	52.38
SUPPLIES	GLASSEY, JENIFER	52.87
SUPPLIES	SHANNON TOBLER	53.60
SUPPLIES	SKINNER, ALEX	53.82
SUPPLIES	HOLMES, ANDREW	54.65
SUPPLIES	WATERS, STEPHANIE	55.62
SUPPLIES	EDWARDS, LARUE	55.72
SUPPLIES	BLEAK, HALLI	57.27
SUPPLIES	RUSSO, ELIZA	57.63
SUPPLIES	RIST, SHELLY	62.98
SUPPLIES	PETERSON, TORRE	63.01
SUPPLIES	JOHNSON, ASHLEY	66.68
SUPPLIES	NORDAHL, MELINDA	74.46
SUPPLIES	GOMEZ, WENDY	74.59
SUPPLIES	NORMAN, KIMBERLY	75.42
SUPPLIES	RODRIGUEZ, IRIEVETTE	76.91
SUPPLIES	CRAWLEY, KELLEY	79.47
SUPPLIES	LAURA PEDERSEN	79.55
SUPPLIES	BORGMEIER, KATHERINE	81.18
SUPPLIES	THORNELL, JACI	83.75
SUPPLIES	BROADBENT, ISAAC	84.30
SUPPLIES	KIMBALL, ISAIAH	85.69
SUPPLIES	BAKER, JULIE	86.29
SUPPLIES	TIMONEY, MARISA	88.61
SUPPLIES	NORCO INC	89.54
SUPPLIES	MOIZER, PAUL	91.33
SUPPLIES	AVILA, RYAN	94.15
SUPPLIES	UTAH HIGH SCHOOL ACTIVITIES ASSOC	96.00
SUPPLIES	MORREALL, SCOTT	96.29
SUPPLIES	RICH, STEPHANIE	96.40
SUPPLIES	WINDER, SHAYLA	96.50
SUPPLIES	DAVIS, JEFFREY	96.51
SUPPLIES	GARDNER, WENDY	97.03
SUPPLIES	BREAKOUT EDU	99.00
SUPPLIES	CLEGG, DANIEL	99.72
SUPPLIES	POOLE, KENDAL	99.91
SUPPLIES	CODELLA, VICKEY	100.00
SUPPLIES	FORD, KIMBERLY	100.00

SUPPLIES	GARRIDO CARDENAS, ANGELICA	101.76
SUPPLIES	MASINA, KAREN	102.08
SUPPLIES	WOLCOTT, GRACE	105.37
SUPPLIES	ANDERSON, KAMBREE	106.62
SUPPLIES	THORN, MICHELLE	109.52
SUPPLIES	NEWMAKER, KAYLI	109.82
SUPPLIES	LINTON, MEGAN	110.81
SUPPLIES	STEPHENSON, CHRISTINE	112.79
SUPPLIES	OCONNOR, RAMSAY	112.82
SUPPLIES	NIXON, ALLYSON	121.14
SUPPLIES	BOWDREN, STEPHEN	124.28
SUPPLIES	SNOW, KATIE	125.50
SUPPLIES	ALSCO	128.28
SUPPLIES	SHOP BLOMMA LLC	130.00
SUPPLIES	REDDISH, JOLEEN	133.78
SUPPLIES	HAMBLIN, TONYA	136.48
SUPPLIES	MURDOCK, LAURIE	141.07
SUPPLIES	LARSON, CATHRYN	141.57
SUPPLIES	SHORT, LANCE	145.06
SUPPLIES	LARSEN, CAMMIE CHAE	147.92
SUPPLIES	LEILUA, ALEXIS	151.00
SUPPLIES	MARTINEZ, ALISHA	153.64
SUPPLIES	RIVAL STYLE	154.70
SUPPLIES	JOHNSON, JERUSHA	156.79
SUPPLIES	CHRISTENSEN, MIKAYLA	157.70
SUPPLIES	DAVIS, LEONARD	160.60
SUPPLIES	FLINT, WILLIAM	161.14
SUPPLIES	BERNIER, SALWA	162.24
SUPPLIES	CLARK, KATHYRNE	163.10
SUPPLIES	GARDNER, PRESTON	166.92
SUPPLIES	GROVER, YVONNE	167.71
SUPPLIES	JENSON, AMANDA	168.31
SUPPLIES	CULLIGAN QUENCH	169.95
SUPPLIES	UTAH TRANSIT AUTHORITY	170.00
SUPPLIES	SMITH, COLETTE	171.69
SUPPLIES	NIELSEN, RYAN	172.76
SUPPLIES	BURNINGHAM, ROBYN	175.00
SUPPLIES	KRYSTA MOES	175.89
SUPPLIES	RANDALL, GENEVIEVE	178.73
SUPPLIES	ERIKA BRIGHT	180.00
SUPPLIES	PEARCE, TARA	184.15
SUPPLIES	RYDIN DECAL	184.27
SUPPLIES	WIEDA, MADELINN	187.89
SUPPLIES	DAVIES, TRACEY	195.58
SUPPLIES	BE SEEN PROMOTIONS	198.00
SUPPLIES	ERICKSON, HEATHER APRIL	202.41
SUPPLIES	JACKSON, MADILYN	210.05
SUPPLIES	ACADEMIC THERAPY PUBLICATIONS	212.80
SUPPLIES	WEIMER, JASON	214.36
SUPPLIES	HEATON, LORI	214.86
SUPPLIES	FOOTE, MICHELLE	215.19
SUPPLIES	BARNES, JAMES	215.63
SUPPLIES	BRANDON THOMAS ART AND DESIGN LLC	216.00
SUPPLIES	USA WRESTLING UTAH	216.00
SUPPLIES	WEIMER, JAIME	227.57

SUPPLIES	WEST, WENDY	237.77
SUPPLIES	WILLSCOT MOBILE MINI	238.45
SUPPLIES	CULLIGAN BOTTLED WATER	239.40
SUPPLIES	RESTAURANT SUPPLY LLC	240.00
SUPPLIES	EWING IRRIGATION PRODUCTS	240.89
SUPPLIES	LACIE JOHNSON	240.91
SUPPLIES	VISION GRAPHICS	242.83
SUPPLIES	CUMMINGS, CARNELL	250.00
SUPPLIES	HARRIS, JOCELYN	263.33
SUPPLIES	ACCURATE LABEL DESIGNS INC	267.95
SUPPLIES	BATEMAN, ELISA	272.39
SUPPLIES	MARTIN, JENNY	292.52
SUPPLIES	GILL, MELISSA	310.36
SUPPLIES	CRAZY CREATIONS	323.38
SUPPLIES	LUDLOW, AMY	324.09
SUPPLIES	ADVANCED PROMOTIONS SLC	352.29
SUPPLIES	AIRGAS USA LLC	354.00
SUPPLIES	BERT MURDOCK MUSIC INC	370.00
SUPPLIES	SIMPLICI TEES	382.25
SUPPLIES	JAMIE GARDINER	384.50
SUPPLIES	LEXIA LEARNING SYSTEM LLC	399.00
SUPPLIES	JACK SHIRT CO	400.00
SUPPLIES	WESTLAKE HIGH SCHOOL	400.00
SUPPLIES	CURRICULUM ASSOCIATES INC	402.08
SUPPLIES	RED MOUNTAIN WHOLESALE FLORIST LLC	410.12
SUPPLIES	EDGEBANDING SERVICES INC	419.87
SUPPLIES	SCHOLASTIC MAGAZINES	424.12
SUPPLIES	THE TROPHY CASE	425.00
SUPPLIES	AGPARTS WORLDWIDE INC	428.05
SUPPLIES	PETERSONS FRESH MARKET	436.02
SUPPLIES	BABIDGE, KAYLEE	465.63
SUPPLIES	HEPWORTH, BENJAMIN	465.77
SUPPLIES	MCGEE STAMP AND TROPHY CO	467.00
SUPPLIES	ASSOCIATED BAG COMPANY	472.23
SUPPLIES	EZ FUNDRAISING LLC	475.20
SUPPLIES	CANON SOLUTIONS AMERICA INC	480.00
SUPPLIES	ARMSTRONG, AUDRA	491.31
SUPPLIES	EGBERT, TODD	497.30
SUPPLIES	ASHCROFT, RYLEE	500.00
SUPPLIES	BLACK, MICHAEL	500.00
SUPPLIES	CHAVEZ LOPEZ, JASMINA	500.00
SUPPLIES	DIMICK, AMY	500.00
SUPPLIES	HOPE4UTAH	500.00
SUPPLIES	REYNOLDS, KIMBERLY	500.00
SUPPLIES	SANDERS, TRENTON	500.00
SUPPLIES	PRO ED COMPANY	533.50
SUPPLIES	LEARNING A Z	540.00
SUPPLIES	MACBEATH HARDWOOD COMPANY	551.10
SUPPLIES	ARGYLE, JOSEPH	561.96
SUPPLIES	MICHAELIS, MERI	565.19
SUPPLIES	RIVERSIDE INSIGHTS	577.41
SUPPLIES	ALECIA BRYANT	582.37
SUPPLIES	COLONIAL FLAG AND SPECIALTY COMPANY	585.20
SUPPLIES	LOWES CREDIT SERVICES	598.61
SUPPLIES	PACIFIC OFFICE AUTOMATION	601.00

SUPPLIES	JODI BARTON	610.50
SUPPLIES	PRESTIGE TEAMWEAR LLC	619.06
SUPPLIES	LES OLSON CO	620.00
SUPPLIES	DAY MURRAY MUSIC	626.68
SUPPLIES	TRISTEN GATZEMEIER	642.48
SUPPLIES	MOUNTAIN GRAPHICS	652.00
SUPPLIES	PINEAE GREENHOUSES INC	660.40
SUPPLIES	JOHNSON, TRAVIS	661.77
SUPPLIES	GENERAL THEATRICAL SUPPLY	662.77
SUPPLIES	SIERRA LARSON	663.72
SUPPLIES	WARD, DORIE	691.81
SUPPLIES	BLICK ART MATERIALS	696.63
SUPPLIES	B AND H PHOTO VIDEO	716.98
SUPPLIES	PAR PSYCH ASSESSMENT RESOURCES	769.50
SUPPLIES	DOWDLE, GAYLE	780.05
SUPPLIES	STUTZNEGGER, AMY	800.00
SUPPLIES	THE TROPHY CORNER	807.05
SUPPLIES	NATIONAL FFA ORGANIZATION	864.00
SUPPLIES	MAD SCREEN PRINTING INC	871.20
SUPPLIES	OTTOWEAR DESIGNS	894.75
SUPPLIES	ONSTAGE DANCEWEAR AND ACCESSORIES	918.83
SUPPLIES	CAMBRIDGE UNIVERSITY PRESS ORDER FULFILLMEN	922.75
SUPPLIES	GUMMERSALL, LANCE	925.38
SUPPLIES	MINDY ROBERTS	963.24
SUPPLIES	SUPERIOR WATER & AIR INC	978.30
SUPPLIES	KASALLIS, CHANNING	991.90
SUPPLIES	TEAM GEAR INTERNATIONAL OF UT INC	1,034.50
SUPPLIES	CONCERT BLACK CLOTHING LLC	1,040.00
SUPPLIES	ALL TEAM SPORTSWEAR	1,122.57
SUPPLIES	TREASURE TOWER REWARDS	1,128.00
SUPPLIES	PETTY CASH	1,155.38
SUPPLIES	BE JEWELLED BY BAYLEE	1,188.00
SUPPLIES	NORTHWEST GRAPHICS	1,224.93
SUPPLIES	JO AND JAX	1,226.20
SUPPLIES	HOME DEPOT CREDIT SERVICES	1,242.87
SUPPLIES	NASCO	1,255.96
SUPPLIES	HERRIN, LORI	1,257.70
SUPPLIES	MUSIC THEATRE INTERNATIONAL	1,291.95
SUPPLIES	AD WEAR INC	1,300.86
SUPPLIES	SUMMERHAYS MUSIC COMPANY	1,372.76
SUPPLIES	COLLEGE BOARD THE	1,382.40
SUPPLIES	SUNSTONE POTTERY	1,421.76
SUPPLIES	SCHOOL SPECIALITY LLC	1,470.70
SUPPLIES	ESPECIAL NEEDS LLC	1,503.53
SUPPLIES	LYLA CASS SLADE	1,621.27
SUPPLIES	BAND SHOPPE	1,645.65
SUPPLIES	M AND M TOOL AND MACHINERY	1,699.00
SUPPLIES	SOUTHWEST BINDING AND LAMINATING	1,795.00
SUPPLIES	STANDARD RESTAURANT SUPPLY	1,799.00
SUPPLIES	JENNIFER PECK	1,874.23
SUPPLIES	MCINTOSH COMMUNICATIONS LLC	1,905.40
SUPPLIES	HENRY SCHEIN INC	1,908.00
SUPPLIES	SIGN IT RIGHT	1,912.25
SUPPLIES	BLACK CLOVER ENETERPRISES LLC	1,957.30
SUPPLIES	WOODCRAFT	2,027.37

SUPPLIES	BACKYARD GREENS LLC	2,075.00
SUPPLIES	SCHOLZEN PRODUCTS COMPANY INC	2,111.60
SUPPLIES	LEEPER, STEVEN	2,130.28
SUPPLIES	UTAH CORRECTIONAL INDUSTRIES PRINT SHOP	2,231.72
SUPPLIES	WESTERN PSYCH SERVICES	2,275.50
SUPPLIES	TOWER SPORTS	2,318.05
SUPPLIES	BYU CONTINUING EDUCATION	2,355.00
SUPPLIES	SPECIAL OLYMPICS UTAH NC	2,535.00
SUPPLIES	KIDD, SHAWN	2,608.25
SUPPLIES	WEST MUSIC	2,775.21
SUPPLIES	PICK MY KNIT	2,817.00
SUPPLIES	EXPLORE LEARNING	2,965.50
SUPPLIES	HOLLY HAWES	2,992.00
SUPPLIES	TUXEDO JUNCTION INC	2,999.96
SUPPLIES	THE PICKLEBALL ACADEMY	3,000.00
SUPPLIES	NCS PEARSON INC	3,125.92
SUPPLIES	GRAINGER	3,193.96
SUPPLIES	SPECTRUM SCREEN PRINTING AND EMBROIDERY LLC	3,300.00
SUPPLIES	ALLAN PLANT COMPANY INC	3,367.50
SUPPLIES	JW PEPPER AND SON INC	3,425.73
SUPPLIES	ASSOCIATED BUSINESS TECHNOLOGIES	3,503.00
SUPPLIES	ARTIST CORNER	3,506.56
SUPPLIES	BARCO PRODUCTS CO	3,520.01
SUPPLIES	SPORTS ENDEAVORS LLC	3,552.03
SUPPLIES	BELL PRINTING AND DESIGN	3,648.50
SUPPLIES	SOUTH VALLEY	3,651.00
SUPPLIES	FLINN SCIENTIFIC	3,682.85
SUPPLIES	LETTER JACKET EMPROIUM	4,396.00
SUPPLIES	REPS IN FITNESS LLC	4,448.00
SUPPLIES	NATIONAL WOOD PRODUCTS INC	4,522.10
SUPPLIES	MEDCO SUPPLY COMPANY	4,666.65
SUPPLIES	SOLUTION TREE LLC	4,900.00
SUPPLIES	WORKSPACE ELEMENTS	5,427.12
SUPPLIES	DEHAAN ENTERPRISES, INC	5,606.40
SUPPLIES	APOLLO STREAMS INC	6,286.30
SUPPLIES	SALON SOLUTIONS	6,450.06
SUPPLIES	RC WILLEY DRAPER	6,598.11
SUPPLIES	HOWARD TECHNOLOGY SOLUTIONS	6,600.00
SUPPLIES	MARCHANT DESIGN	6,763.00
SUPPLIES	UTAH SHIRT SHOP	7,070.89
SUPPLIES	BELL JANITORIAL SUPPLY LC	7,071.57
SUPPLIES	INNOVATIVE PRINT CONSULTING LLC	7,441.00
SUPPLIES	GOPHER SPORT	8,542.22
SUPPLIES	INTERMOUNTAIN WOOD PRODUCTS	9,342.13
SUPPLIES	JORGENSEN PRODUCE LLC	9,425.00
SUPPLIES	DISCOUNT AUTO BODY SUPPLY	9,596.00
SUPPLIES	SOUTHEASTERN PERFORMANCE APPAREL	9,832.21
SUPPLIES	LAKESHORE LEARNING MATERIALS	12,845.62
SUPPLIES	ADVANCED EXERCISE EQUIPMENT INC	13,109.33
SUPPLIES	BERTRAND'S MUSIC	14,814.40
SUPPLIES	SCHOOL SPECIALTY	47,050.49
SUPPLIES	GAME ONE	59,479.81
SUPPLIES	JOSTENS INC	68,642.63
SUPPLIES	BSN SPORTS INC	119,932.33
SUPPLIES	US BANK	635,382.18

TAXABLE FRINGE BENEFITS	ROQUEL, KENNADY	4,085.28
TAXABLE FRINGE BENEFITS	WHEATLEY, ZACHARY	4,085.28
TAXABLE FRINGE BENEFITS	BEHR, NOLAN	4,806.00
TAXABLE FRINGE BENEFITS	BENNETT, APRIL	4,806.00
TAXABLE FRINGE BENEFITS	CHANGKIENDEE, KRISTINA	4,806.00
TAXABLE FRINGE BENEFITS	CHECKETTS, WENDY	4,806.00
TAXABLE FRINGE BENEFITS	COLEMAN, TIA	4,806.00
TAXABLE FRINGE BENEFITS	GREENSTONE, SHEENA	4,806.00
TAXABLE FRINGE BENEFITS	JONES, KRISTEN	4,806.00
TAXABLE FRINGE BENEFITS	LEMONS, ANNE	4,806.00
TAXABLE FRINGE BENEFITS	OBERG, MALINA	4,806.00
TAXABLE FRINGE BENEFITS	SANDEZ, SYDNEY	4,806.00
TAXABLE FRINGE BENEFITS	SCHAECHER, JESSICA	4,806.00
TAXABLE FRINGE BENEFITS	STORM, MARIA	4,806.00
TAXABLE FRINGE BENEFITS	WALKER, MADELINE	4,806.00
TECHNOLOGY SUPPLIES	SHI INTERNATIONAL CORP	30.40
TECHNOLOGY SUPPLIES	VADEBONCOEUR, AMY	173.08
TECHNOLOGY SUPPLIES	LENOVO INC	284.79
TECHNOLOGY SUPPLIES	STARFALL EDUCATION FOUNDATION	355.00
TECHNOLOGY SUPPLIES	SONOVA USA INC	763.60
TECHNOLOGY SUPPLIES	BEST BUY BUSINESS ADVANTAGE ACCOUNT	1,099.99
TECHNOLOGY SUPPLIES	INSIGHT PUBLIC SECTOR	1,248.67
TECHNOLOGY SUPPLIES	TYPING COM	1,359.00
TECHNOLOGY SUPPLIES	DEX IMAGING LLC	1,468.00
TECHNOLOGY SUPPLIES	DATA CENTER WAREHOUSE LLC	2,095.71
TECHNOLOGY SUPPLIES	ASSOCIATED BUSINESS TECHNOLOGIES	2,097.00
TECHNOLOGY SUPPLIES	BRAIN POP	2,368.14
TECHNOLOGY SUPPLIES	LES OLSON CO	3,445.53
TECHNOLOGY SUPPLIES	ALLIED BUSINESS SOLUTIONS INC	4,267.50
TECHNOLOGY SUPPLIES	VLCM	4,332.00
TECHNOLOGY SUPPLIES	XPPEN TECHNOLOGY CO	4,600.00
TECHNOLOGY SUPPLIES	PACIFIC OFFICE AUTOMATION	7,441.00
TECHNOLOGY SUPPLIES	MCINTOSH COMMUNICATIONS LLC	7,595.00
TECHNOLOGY SUPPLIES	COUNTERTRADE PRODUCTS INC	9,542.73
TECHNOLOGY SUPPLIES	LAKESHORE LEARNING MATERIALS	11,682.99
TECHNOLOGY SUPPLIES	US BANK	17,977.58
TECHNOLOGY SUPPLIES	MOUNTAIN STATE SCHOOLBOOK DEPOSITORY	18,547.20
TECHNOLOGY SUPPLIES	APPLE COMPUTER INC	55,152.00
TECHNOLOGY SUPPLIES	BLUUM USA INC	62,919.11
TELEPHONE	AT AND T MOBILITY	880.77
TELEPHONE	US BANK	2,314.21
TELEPHONE	CENTURYLINK	3,543.68
TELEPHONE	VERIZON WIRELESS	12,252.08
TEXTBOOKS	TAPSPACE PUBLICATIONS LLC	25.80
TEXTBOOKS	POOLE, KENDAL	30.00
TEXTBOOKS	SUMMERHAYS MUSIC COMPANY	75.47
TEXTBOOKS	SCHOLASTIC MAGAZINES	199.80
TEXTBOOKS	KORI WAKAMATSU	300.00
TEXTBOOKS	HOPE4UTAH	500.00
TEXTBOOKS	NICHOLAS CRAPO	500.00
TEXTBOOKS	SHANDA CHRISTIANSEN	500.00
TEXTBOOKS	TALES FOR TEACHING LLC	523.02
TEXTBOOKS	BLOOKET LLC	750.00
TEXTBOOKS	MADLINE CHAMBERS	950.00
TEXTBOOKS	GRACE WARNER	1,000.00

TEXTBOOKS	LEA TUCKER	1,200.00
TEXTBOOKS	SYNCED UP PRODUCTS	1,501.20
TEXTBOOKS	UTAH CORRECTIONAL INDUSTRIES PRINT SHOP	1,857.84
TEXTBOOKS	DAY MURRAY MUSIC	2,049.77
TEXTBOOKS	PERMA BOUND	3,710.55
TEXTBOOKS	EXPLORE LEARNING LLC	5,640.00
TEXTBOOKS	TPRS BOOKS	6,400.00
TEXTBOOKS	JW PEPPER AND SON INC	6,946.85
TEXTBOOKS	IN FOCUS EDUCATION GROUP	7,671.75
TEXTBOOKS	LAPREA EDUCATION INC	12,982.94
TEXTBOOKS	PIONEER VALLEY BOOKS	14,388.00
TEXTBOOKS	MOUNTAIN STATE SCHOOLBOOK DEPOSITORY	16,126.26
TEXTBOOKS	US BANK	17,787.59
TEXTBOOKS	BENCHMARK EDUCATION COMPANY	28,210.00
TIRES	US BANK	1,239.94
TRANSPORTATION OTHER	US BANK	1,248.90
TRAVEL CONVENTION	GERBER, REBECCA	14.00
TRAVEL CONVENTION	LLOYD, KIMBERLY	40.68
TRAVEL CONVENTION	ANDRESEN, KRISTINE	70.00
TRAVEL CONVENTION	ANDOLSEK, MICHAEL	123.00
TRAVEL CONVENTION	CLUFF, WILLIAM	123.00
TRAVEL CONVENTION	LINARES, MICHAEL	123.00
TRAVEL CONVENTION	MCMULLIN, DARIN	123.00
TRAVEL CONVENTION	ROSS, JESSE	123.00
TRAVEL CONVENTION	SHOEMAKER, MANDIE	123.00
TRAVEL CONVENTION	WILLEY, KARL	123.00
TRAVEL CONVENTION	BELLISTON, EVA	176.00
TRAVEL CONVENTION	GOFF, ALEXIS	176.00
TRAVEL CONVENTION	HOSKINS, ANALISA	176.00
TRAVEL CONVENTION	ROTHFUSS, YOLANDA	176.00
TRAVEL CONVENTION	JOHNSON, ALENA	214.00
TRAVEL CONVENTION	ROBINSON, LISA	222.79
TRAVEL CONVENTION	WEST, NICHOLAS	224.68
TRAVEL CONVENTION	SOLUM, ANGELA	229.00
TRAVEL CONVENTION	MOORE, NATHAN	229.69
TRAVEL CONVENTION	BENITES, DIEGO	229.95
TRAVEL CONVENTION	HARDING, TIERCA	256.40
TRAVEL CONVENTION	COX, TARYN	264.00
TRAVEL CONVENTION	WALTER, KAREN	264.00
TRAVEL CONVENTION	VEAZIE, BRYAN	269.01
TRAVEL CONVENTION	MCLEOD, SHAWN	289.00
TRAVEL CONVENTION	ARAGON, KATHLYNN	299.00
TRAVEL CONVENTION	JORGENSEN, LYNETTE	299.00
TRAVEL CONVENTION	WALTON, FRANKIE	299.00
TRAVEL CONVENTION	SMITH, REBECCA	300.96
TRAVEL CONVENTION	GANDARA, JAYME	305.38
TRAVEL CONVENTION	DAVIS, MARNI	305.58
TRAVEL CONVENTION	NIELSEN, NATALIE	317.00
TRAVEL CONVENTION	LOVE-DAY, MICHELLE	338.00
TRAVEL CONVENTION	JENSON, KATELYN	374.94
TRAVEL CONVENTION	PAY, JACK	382.74
TRAVEL CONVENTION	JAMES, CHELSEY	383.00
TRAVEL CONVENTION	VIGIL, LETITIA	385.91
TRAVEL CONVENTION	GOUGH, CAROLYN	432.68
TRAVEL CONVENTION	DAVIS, LEAH	497.19

TRAVEL CONVENTION	US BANK	197,380.23
TRAVEL OVERNIGHT STUDENT	JESSEE, CHRISTOPHER	112.71
TRAVEL OVERNIGHT STUDENT	JULIANNE DAVIS	178.41
TRAVEL OVERNIGHT STUDENT	HANSON, MICHELLE	225.23
TRAVEL OVERNIGHT STUDENT	BARTHOLOMEW, BRADY	263.30
TRAVEL OVERNIGHT STUDENT	EPIC PRODUCTIONS LLC	500.00
TRAVEL OVERNIGHT STUDENT	PETTY CASH MTN RIDGE HIGH	840.00
TRAVEL OVERNIGHT STUDENT	BRIDGIT WEKLUK	1,151.52
TRAVEL OVERNIGHT STUDENT	LAURA PEDERSEN	1,271.98
TRAVEL OVERNIGHT STUDENT	EL DORADO HAWKS BASEBALL BOOSTERS	1,500.00
TRAVEL OVERNIGHT STUDENT	PETTY CASH RIVERTON HIGH	2,700.00
TRAVEL OVERNIGHT STUDENT	STUDENT TELEVISION NETWORK	5,150.00
TRAVEL OVERNIGHT STUDENT	HOLIDAY MOTOR COACH LLC	7,204.50
TRAVEL OVERNIGHT STUDENT	PETTY CASH HERRIMAN HIGH	11,175.00
TRAVEL OVERNIGHT STUDENT	KSA EVENTS	16,703.57
TRAVEL OVERNIGHT STUDENT	E E TOURS INC COM	17,000.00
TRAVEL OVERNIGHT STUDENT	RED LION HOTEL AND CONFERENCE CENTER	18,044.79
TRAVEL OVERNIGHT STUDENT	WREN INTERNATIONAL LLC	18,168.31
TRAVEL OVERNIGHT STUDENT	BOB ROGERS TRAVEL INC	24,000.00
TRAVEL OVERNIGHT STUDENT	NATIONAL SCHOOL SPIRIT CHAMPIONSHIPS	27,942.00
TRAVEL OVERNIGHT STUDENT	US BANK	51,194.88
TRAVEL OVERNIGHT STUDENT	WORLDSTRIDES	94,052.00
TRAVEL OVERNIGHT STUDENT	INFINITY TOURS AND EVENTS LLC	230,660.00
UNCLAIMED PROPERTY PAYABLE	STATE OF UTAH	40,998.25
UNEMPLOYMENT INSURANCE	UTAH DEPT WORKFORCE SERVICES	11,016.16
VEHICLE REPAIRS	CUMMINS INTERMOUNTAIN LLC	224.00
VEHICLE REPAIRS	LASERLINE ALIGNMENT OF SALT LAKE INC	400.00
VEHICLE REPAIRS	PARTS AUTHORITY LLC	487.59
VEHICLE REPAIRS	AGN GLASS LLC	700.00
VEHICLE REPAIRS	NAPA AUTO PARTS	786.34
VEHICLE REPAIRS	MARTIN STEEL AND IRON INC	900.00
VEHICLE REPAIRS	JMAC COMPLETE CAR CARE	1,085.00
VEHICLE REPAIRS	AAA SPRING SPECIALIST INC	1,196.00
VEHICLE REPAIRS	KEN GARFF FORD	1,245.83
VEHICLE REPAIRS	INTERMOUNTAIN TRAILER SALES AND SERVICE LLC	2,606.94
VEHICLE REPAIRS	US BANK	3,410.18
VEHICLE REPAIRS	INDUSTRIAL INJECTION SERVICES INC	4,844.64
VEHICLE REPAIRS	KENWORTH SALES COMPANY INC	7,253.27
VEHICLE REPAIRS	LEWIS TRANSPORTATION SALES	7,801.79
VEHICLE REPAIRS	BRYSON SALES AND SERVICE	8,556.00
VEHICLE REPAIRS	PREMIER TRUCK GROUP	10,306.20
VEHICLE REPAIRS	THE LANCER GARAGE	16,000.00
VEHICLES	US BANK	1,500.00
VEHICLES	READING TRUCK EQUIPMENT LLC	12,480.74
VEHICLES	LARRY H MILLER DSS	43,964.63
WAGE ASSIGN	WYOMING CHILD SUPPORT	211.98
WAGE ASSIGN	UNITED STATES TREASURY	256.00
WAGE ASSIGN	SCALLEY READING BATES HANSEN AND RASMUSSEN PC	340.77
WAGE ASSIGN	UTAH DEPARTMENT OF WORKFORCE SERVICES	366.00
WAGE ASSIGN	OFFICE OF STATE DEBT COLLECTION	473.64
WAGE ASSIGN	JENSEN AND SULLIVAN LLC	517.27
WAGE ASSIGN	PRIMUS LAW	603.39
WAGE ASSIGN	LIFT CREDIT LLC	835.35
WAGE ASSIGN	TITAN LEGAL	1,027.81
WAGE ASSIGN	MONEY 4 YOU	1,031.55

WAGE ASSIGN	TX CHILD SUPPORT SDU	1,170.00
WAGE ASSIGN	JEFFERSON CAPITAL SYSTEMS LLC	1,376.38
WAGE ASSIGN	GUGLIELMO AND ASSOCIATES	1,416.90
WAGE ASSIGN	GURSTEL LAW FIRM PC	1,456.60
WAGE ASSIGN	DESERT ROCK CAPITAL INC	1,697.37
WAGE ASSIGN	MOUNTAIN PEAK LAW GROUP PC	2,102.32
WAGE ASSIGN	UTAH STATE TAX COMMISSION	2,357.70
WAGE ASSIGN	JOHNSON AND MARK LLC	2,897.28
WAGE ASSIGN	CHILD SUPPORT SERVICES	7,270.43
GRAND TOTAL		\$ <u><u>9,711,518.16</u></u>

Jordan School District
FINANCIAL REPORT - NOVEMBER 2025

Summary of Funds and Functions Fund # Name

		<u>Examples of Activity</u>
10	General Fund (aka Maintenance and Operations)	K-12 instruction, support services offices
23	Non K-12 Fund	Pre-school, Adult Education, Community Education, coaches/advisor stipends
31	Debt Service Fund	General Obligation Bonds repayment
32	Capital Projects Fund (aka Capital Outlay)	Major construction and maintenance projects; land, bus, and equipment purchases
51	Nutrition Services Fund (aka School Lunch)	School breakfast and lunch sales and all associated costs
60	Health and Accident Self-Insurance Fund	Health, life, disability, and industrial insurance premiums and claims
75	Jordan Education Foundation Fund	Donations earmarked for Foundation

<u>Expenditure Function #</u>	<u>Name</u>	<u>Examples of Activity</u>
1000	Instruction	Student classroom costs; teachers, substitutes, textbooks, supplies, etc.
2100	Support Services - Students	Nurses, psychologists, counselors, Guidance, Planning and Student Services
2200	Support Services - Instructional Staff	Curriculum, teacher professional development, media centers, testing
2300	Support Services - District Administration	Board of Education, superintendent, area administrators of schools
2400	Support Services - School Administration	Principals, assistant principals, office staff, registrars, school postage
2500	Support Services - Business	Business administrator, Accounting, Payroll, Purchasing
2600	Support Services - Operations and Maintenance	Utilities, Custodial, Maintenance, Central Warehouse, property management
2700	Support Services - Transportation	Student transportation to and from school, field trips
2800	Support Services - Other Central	Human Resources, Information Systems, Communications, Insurance Services
3100	Food Services	Nutrition Services
3300	Community Services	Pre-School, Adult Education, Community Education, coaches/advisor stipends, Foundation
4000	Facilities Acquisition and Construction	Major construction and maintenance projects; land, bus, and equipment purchases
5100	Debt Services	Repayment of bonds
8000	Foundation Donations	Donations earmarked for Foundation

Description	2025-26 Revised Budget	Encumbered November Amount Monthly Activity	2025-26 FYTD Activity	2025-26 FYTD Activity	Unencumbered Balance Remaining	Percent
10	MAINTENANCE & OPERATIONS					
1000	LOCAL REVENUE					
AD VALOREM TAXES	161,448,000.00	0.00	23,657,923.27	27,727,506.12	133,720,493.88	82.83%
AD VALOREM TAXES	19,852,000.00	0.00	792,470.53	5,212,243.56	14,639,756.44	73.74%
TUITIONS	710,000.00	0.00	72,449.11	256,444.35	453,555.65	63.88%
INVESTMENT EARNINGS	11,000,000.00	0.00	1,333,538.47	5,849,678.79	5,150,321.21	46.82%
ACTIVITY	115,000.00	0.00	0.00	0.00	115,000.00	100.00%
OTHER LOCAL REVENUE	7,982,883.00	0.00	376,637.54	2,141,590.26	5,841,292.74	73.17%
LOCAL REVENUE	201,107,883.00	0.00	26,233,018.92	41,187,463.08	159,920,419.92	79.52%
3000	STATE REVENUE					
STATE REVENUE	186,796,703.09	0.00	16,097,848.18	79,810,922.30	106,985,780.79	57.27%
RESTRICTED GRANT OPTIONAL	77,428,686.15	0.00	6,023,416.07	36,874,727.56	40,553,958.59	52.38%
RESTRICTED GRANT VOC & OTHER	27,142,943.03	0.00	1,406,112.51	13,919,172.08	13,223,770.95	48.72%
UNRESTRICTED GRANT BASIC PROG	48,335.12	0.00	0.00	25,151.12	23,184.00	47.97%
RESTRICTED GRANT BASIC PROG	36,768,946.00	0.00	2,942,893.06	17,487,500.05	19,281,445.95	52.44%
RESTRICTED GRANT SPEC PURPOSE	44,278,884.79	0.00	2,548,794.20	26,903,898.31	17,374,986.48	39.24%
SCHOOL BLDG FOUNDATION AID	2,452,491.91	0.00	58,609.64	511,805.70	1,940,686.21	79.13%
MISCELLANEOUS STATE PROGRAMS	1,121,764.19	0.00	0.00	444,411.19	677,353.00	60.38%
SUPPLEMENTAL APPROPRIATIONS	52,444,856.32	0.00	4,762,110.73	23,749,621.20	28,695,235.12	54.72%
MISCELLANEOUS STATE REVENUE	79,545.19	0.00	3,325.00	29,253.19	50,292.00	63.22%
STATE REVENUE	428,563,155.79	0.00	33,843,109.39	199,756,462.70	228,806,693.09	53.39%
4000	FEDERAL REVENUE					
UNRESTRICTED GRANT THRU STATE	378,820.00	0.00	0.00	0.01	378,819.99	100.00%
RESTRICTED GRANT DIRECT	761,475.00	0.00	0.00	75,735.00	685,740.00	90.05%
RESTRICTED GRANT THRU STATE	16,576,350.94	0.00	262,349.50	1,790,440.44	14,785,910.50	89.20%

Description	2025-26 Revised Budget	Encumbered Amount	November Monthly Activity	2025-26 FYTD Activity	2025-26 Balance Remaining	Unencumbered Balance Remaining	Percent
FEDERAL REVENUE OTHER AGENCIES	0.00	0.00	0.00	0.00	35,335.81	-35,335.81	0.00%
FEDERAL NCLB	4,195,408.02	0.00	0.00	255,708.80	279,269.21	3,916,138.81	93.34%
FEDERAL NCLB	74,454.00	0.00	0.00	0.00	0.00	74,454.00	100.00%
<hr/>							
FEDERAL REVENUE	21,986,507.96	0.00	518,058.30	2,180,780.47	19,805,727.49	90.08% 10	MAINTENANCE & OPERATIONS
5000	OTHER LOCAL SOURCES						
TRANSFER IN FROM OTHER FUNDS	-478,779.00	0.00	0.00	0.00	0.00	-478,779.00	100.00%
<hr/>							
OTHER LOCAL SOURCES	-478,779.00	0.00	0.00	0.00	0.00	-478,779.00	100.00%
<hr/>							
MAINTENANCE & OPERATIONS	651,178,767.75	0.00	60,594,186.61	243,124,706.25	408,054,061.50	62.66%	
<hr/>							
=====							
21	STUDENT ACTIVITIES FUND						
1000	LOCAL REVENUE						
TUITIONS	0.00	0.00	-17,304.00	560.00	-560.00	0.00%	
INVESTMENT EARNINGS	400,000.00	0.00	766.02	1,244.02	398,755.98	99.69%	
FOUNDATION	200,000.00	0.00	359,784.02	2,166,013.78	-1,966,013.78	-983.01%	
ACTIVITY	12,450,000.00	0.00	423,862.43	2,485,770.91	9,964,229.09	80.03%	
OTHER LOCAL REVENUE	7,250,000.00	0.00	1,013,643.71	4,145,878.95	3,104,121.05	42.82%	
<hr/>							
LOCAL REVENUE	20,300,000.00	0.00	1,780,752.18	8,799,467.66	11,500,532.34	56.65%	
<hr/>							
STUDENT ACTIVITIES FUND	20,300,000.00	0.00	1,780,752.18	8,799,467.66	11,500,532.34	56.65%	
<hr/>							
=====							
26	TAX INCREMENT						
1000	LOCAL REVENUE						

Description	2025-26 Revised Budget	Encumbered Amount	November Monthly Activity	2025-26 FYTD Activity	2025-26 Unencumbered Balance Remaining	Percent
AD VALOREM TAXES	33,376,599.00	0.00		0.00	0.00	33,376,599.00 100.00%
LOCAL REVENUE	33,376,599.00	0.00		0.00	0.00	33,376,599.00 100.00%
TAX INCREMENT	33,376,599.00	0.00		0.00	0.00	33,376,599.00 100.00%
=====						31
DEBT SERVICE 1000 LOCAL REVENUE						
AD VALOREM TAXES	12,539,000.00	0.00	1,925,424.39	2,263,448.88	10,275,551.12	81.95%
AD VALOREM TAXES	1,261,000.00	0.00	64,396.45	423,548.82	837,451.18	66.41%
INVESTMENT EARNINGS	300,000.00	0.00	495.03	1,622.67	298,377.33	99.46%
LOCAL REVENUE	14,100,000.00	0.00	1,990,315.87	2,688,620.37	11,411,379.63	80.93%
DEBT SERVICE	14,100,000.00	0.00	1,990,315.87	2,688,620.37	11,411,379.63	80.93%
=====						
32	CAPITAL OUTLAY					
1000	LOCAL REVENUE					
AD VALOREM TAXES	47,431,043.00	0.00	6,931,688.97	8,124,982.86	39,306,060.14	82.87%
AD VALOREM TAXES	5,575,041.00	0.00	232,177.66	1,527,080.77	4,047,960.23	72.61%
INVESTMENT EARNINGS	3,000,000.00	0.00	31,406.89	135,623.07	2,864,376.93	95.48%
ACTIVITY	100,000.00	0.00	5,950.31	111,017.49	-11,017.49	-11.02%
LOCAL REVENUE	56,106,084.00	0.00	7,201,223.83	9,898,704.19	46,207,379.81	82.36%
4000	FEDERAL REVENUE					
FEDERAL REVENUE OTHER AGENCIES	419,258.00	0.00	209,628.90	209,628.90	209,629.10	50.00%

Description	2025-26 Revised Budget	Encumbered Amount	November Monthly Activity	2025-26 FYTD Activity	2025-26 Unencumbered Balance Remaining	Percent
FEDERAL REVENUE	419,258.00	0.00	209,628.90	209,628.90	209,629.10	50.00%
5000 OTHER LOCAL SOURCES						
SALE OF FIXED ASSETS	50,000.00	0.00	23,909.83	64,247.32	-14,247.32	-28.49%
OTHER LOCAL SOURCES	50,000.00	0.00	23,909.83	64,247.32	-14,247.32	-28.49%
CAPITAL OUTLAY 32 0000 CAPITAL OUTLAY S T E M	56,575,342.00	0.00	7,434,762.56	10,172,580.41	46,402,761.59	82.02%
=====						
51 SCHOOL FOODS						
1000 LOCAL REVENUE						
INVESTMENT EARNINGS	700,000.00	0.00	0.00	0.00	700,000.00	100.00%
FOOD SERVICES REVENUE	9,007,312.88	0.00	770,759.56	3,487,646.52	5,519,666.36	61.28%
OTHER LOCAL REVENUE	31,000.00	0.00	2,415.60	3,403.50	27,596.50	89.02%
LOCAL REVENUE	9,738,312.88	0.00	773,175.16	3,491,050.02	6,247,262.86	64.15%
3000 STATE REVENUE						
RESTRICTED GRANT VOC & OTHER	3,800,000.00	0.00	809,785.50	990,080.25	2,809,919.75	73.95%
SUPPLEMENTAL APPROPRIATIONS	0.00	0.00	22,261.60	22,261.60	-22,261.60	0.00%
STATE REVENUE	3,800,000.00	0.00	832,047.10	1,012,341.85	2,787,658.15	73.36%
4000 FEDERAL REVENUE						

Description	2025-26 Revised Budget	Encumbered Amount	November Monthly Activity	2025-26 FYTD Activity	2025-26 Unencumbered Balance Remaining	Percent
RESTRICTED GRANT THRU STATE	10,377,674.00	0.00	1,942,053.66	2,440,498.34	7,937,175.66	76.48%
FEDERAL REVENUE	10,377,674.00	0.00	1,942,053.66	2,440,498.34	7,937,175.66	76.48%
SCHOOL FOODS	23,915,986.88	0.00	3,547,275.92	6,943,890.21	16,972,096.67	70.97%
HEALTH & ACCIDENT SELF INSURED						60
1000 LOCAL REVENUE						
INVESTMENT EARNINGS	900,000.00	0.00	0.00	0.00	900,000.00	100.00%
OTHER LOCAL REVENUE	63,555,000.00	0.00	6,832,322.83	19,536,347.05	44,018,652.95	69.26%
LOCAL REVENUE	64,455,000.00	0.00	6,832,322.83	19,536,347.05	44,918,652.95	69.69%
HEALTH & ACCIDENT SELF INSURED	64,455,000.00	0.00	6,832,322.83	19,536,347.05	44,918,652.95	69.69%
75 FOUNDATION						
1000 LOCAL REVENUE						
INVESTMENT EARNINGS	40,000.00	0.00	0.00	0.00	40,000.00	100.00%
LOCAL REVENUE	40,000.00	0.00	0.00	0.00	40,000.00	100.00%
5000 OTHER LOCAL SOURCES						
TRANSFER IN FROM OTHER FUNDS	478,779.00	0.00	0.00	0.00	478,779.00	100.00%
OTHER LOCAL SOURCES	478,779.00	0.00	0.00	0.00	478,779.00	100.00%

Description	2025-26 Revised Budget	Encumbered November Amount Monthly Activity	2025-26 FYTD Activity	2025-26 Unencumbered Balance Remaining	Percent
8000 UNASSIGNED DONATIONS (HOLDING)					
UNASSIGNED DONATIONS (HOLDING)	2,000,000.00	0.00	2,317.80	477,769.34	1,522,230.66 76.11%
	0.00	0.00	1,695.00	354,676.72	-354,676.72 0.00%
AEROSPACE PROGRAM	0.00	0.00	78,046.00	819,795.76	-819,795.76 0.00%
CHALLENGE RACE	0.00	0.00	6,231.00	263,559.25	-263,559.25 0.00%
DECA	0.00	0.00	5,660.00	323,699.17	-323,699.17 0.00%
MUSIC PROGRAM	0.00	0.00	3,892.00	194,825.41	-194,825.41 0.00%
FOUNDATION	0.00	0.00	578.60	17,584.72	-17,584.72 0.00%
DEWYEA'S CLASS	0.00	0.00	147.00	20,476.89	-20,476.89 0.00%
MCLEANS CLASS	0.00	0.00	271.00	29,847.16	-29,847.16 0.00%
SANDER'S CLASS	0.00	0.00	315.00	19,416.57	-19,416.57 0.00%

Description	2025-26	Encumbered November 2025-26		2025-26	Unencumbered	Percent
	Revised Budget	Amount	Monthly Activity	FYTD Activity	Balance Remaining	
75 FOUNDATION						
8000 UNASSIGNED DONATIONS (HOLDING)						
UNASSIGNED DONATIONS (HOLDING)	2,000,000.00	0.00	99,153.40	2,521,650.99	-521,650.99	-26.08%
9000						
	0.00	0.00	0.00	-41,973.69	41,973.69	0.00%
	0.00	0.00	0.00	-41,973.69	41,973.69	0.00%
FOUNDATION	2,518,779.00	0.00	99,153.40	2,479,677.30	39,101.70	1.55%
Grand Revenue Totals	866,420,474.63	0.00	82,278,769.37	293,745,289.25	572,675,185.38	66.10%

Number of Accounts: 2926

***** End of report *****

Description	2025-26 Revised Budget	Encumbered Amount	November Monthly Activity	2025-26 FYTD Activity	2025-26 Unencumbered Balance Remaining	Percent
10	MAINTENANCE & OPERATIONS					
1000	INSTRUCTION					
SALARIES	289,954,393.07	0.00	23,030,657.50	66,748,180.22	223,206,212.85	76.98%
EMPLOYEE BENEFITS	103,992,586.61	0.00	9,584,794.91	26,184,216.93	77,808,369.68	74.82%
CONTRACT SERVICES	3,374,393.99	31,616.00	127,456.92	1,059,386.80	2,283,391.19	67.67%
REPAIRS	124,200.00	0.00	3,065.00	14,385.64	109,814.36	88.42%
MISCELLANEOUS	1,661,132.39	6,990.59	36,415.25	112,534.89	1,541,606.91	92.80%
SUPPLIES	34,106,385.00	729,385.98	1,020,912.55	9,063,688.93	24,313,310.09	71.29%
EQUIPMENT	490,760.00	138,447.99	15,200.00	216,345.64	135,966.37	27.71%
OTHER OBJECTS	145,187.63	0.00	7,088.66	56,250.86	88,936.77	61.26%
INSTRUCTION	433,849,038.69	906,440.56	33,825,590.79	103,454,989.91	329,487,608.22	75.95%
2100	SUPPORT SERVICES STUDENTS					
SALARIES	35,488,011.33	0.00	3,471,273.03	11,361,838.55	24,126,172.78	67.98%
EMPLOYEE BENEFITS	14,037,854.26	0.00	1,608,332.06	4,556,720.40	9,481,133.86	67.54%
CONTRACT SERVICES	1,684,451.52	0.01	7,334.87	113,453.45	1,570,998.06	93.26%
REPAIRS	1,000.00	0.00	0.00	0.00	1,000.00	100.00%
MISCELLANEOUS	117,831.00	8,908.94	6,135.12	22,045.85	86,876.21	73.73%
SUPPLIES	1,244,026.97	0.00	12,756.43	196,908.32	1,047,118.65	84.17%
EQUIPMENT	2,000.00	0.00	0.00	0.00	2,000.00	100.00%
OTHER OBJECTS	39,777.27	0.00	1,347.50	35,352.60	4,424.67	11.12%
SUPPORT SERVICES STUDENTS	52,614,952.35	8,908.95	5,107,179.01	16,286,319.17	36,319,724.23	69.03%
2200	SUPPORT SERVICES INSTRCT STAFF					
SALARIES	16,863,745.22	0.00	1,579,942.64	6,497,066.24	10,366,678.98	61.47%
EMPLOYEE BENEFITS	5,479,834.74	0.00	618,658.29	2,290,733.16	3,189,101.58	58.20%
CONTRACT SERVICES	2,516,363.00	164,457.03	86,892.59	565,567.33	1,786,338.64	70.99%
REPAIRS	3,650.00	0.00	442.40	3,363.40	286.60	7.85%
MISCELLANEOUS	525,164.00	5,787.05	58,914.19	338,875.71	180,501.24	34.37%
SUPPLIES	6,178,268.46	242,557.10	114,779.41	775,666.92	5,160,044.44	83.52%
EQUIPMENT	6,500.00	0.00	0.00	50.62	6,449.38	99.22%
OTHER OBJECTS	132,753.72	0.00	2,694.00	9,400.67	123,353.05	92.92%

Description	2025-26 Revised Budget	Encumbered Amount	November Monthly Activity	2025-26 FYTD Activity	2025-26 Unencumbered Balance Remaining	Percent
10	MAINTENANCE & OPERATIONS					
2200	SUPPORT SERVICES INSTRCT STAFF					
SUPPORT SERVICES INSTRCT STAFF	31,706,279.14	412,801.18	2,462,323.52	10,480,724.05	20,812,753.91	65.64%
2300	SUPPORT SERVICES DIST GEN ADMN					
SALARIES	2,792,285.00	0.00	254,114.19	1,193,015.53	1,599,269.47	57.27%
EMPLOYEE BENEFITS	1,128,168.00	0.00	106,181.83	474,559.47	653,608.53	57.94%
CONTRACT SERVICES	563,652.00	59,964.01	51,831.70	181,681.48	322,006.51	57.13%
MISCELLANEOUS	177,590.00	0.00	8,517.07	57,892.83	119,697.17	67.40%
SUPPLIES	126,584.00	0.00	8,027.47	86,198.35	40,385.65	31.90%
OTHER OBJECTS	76,000.00	0.00	756.00	59,893.80	16,106.20	21.19%
SUPPORT SERVICES DIST GEN ADMN	4,864,279.00	59,964.01	429,428.26	2,053,241.46	2,751,073.53	56.56%
2400	SUPPORT SERVICES SCHOOL ADMIN					
SALARIES	34,108,731.75	0.00	3,129,067.41	13,627,332.58	20,481,399.17	60.05%
EMPLOYEE BENEFITS	13,031,826.00	0.00	1,262,199.80	5,152,393.69	7,879,432.31	60.46%
CONTRACT SERVICES	0.00	0.00	1,141.16	4,662.06	-4,662.06	0.00%
MISCELLANEOUS	696,795.22	54,487.11	80,311.37	177,998.13	464,309.98	66.64%
SUPPLIES	151,200.00	0.00	950.39	9,980.01	141,219.99	93.40%
EQUIPMENT	100,000.00	0.00	0.00	2,500.00	97,500.00	97.50%
OTHER OBJECTS	0.00	0.00	1,262.00	16,135.44	-16,135.44	0.00%
SUPPORT SERVICES SCHOOL ADMIN	48,088,552.97	54,487.11	4,474,932.13	18,991,001.91	29,043,063.95	60.39%
2500	SUPPORT SERVICES BUSINESS					
SALARIES	2,212,064.76	0.00	225,082.91	1,011,747.83	1,200,316.93	54.26%
EMPLOYEE BENEFITS	972,397.00	0.00	102,482.44	433,126.04	539,270.96	55.46%
CONTRACT SERVICES	4,780.00	0.00	-500.00	7,855.00	-3,075.00	-64.33%
REPAIRS	300.00	0.00	0.00	0.00	300.00	100.00%
MISCELLANEOUS	2,036,929.00	0.00	-74,680.23	1,867,474.06	169,454.94	8.32%

Description	2025-26 Revised Budget	Encumbered Amount	November Monthly Activity	2025-26 FYTD Activity	2025-26 Unencumbered Balance Remaining	Percent
10	MAINTENANCE & OPERATIONS					
SUPPLIES	25,025.00	0.00	-732.57	5,251.62	19,773.38	79.01%
EQUIPMENT	1,610.00	0.00	0.00	459.98	1,150.02	71.43%
2500	SUPPORT SERVICES BUSINESS					
OTHER OBJECTS	5,430.00	0.00	0.00	4,029.00	1,401.00	25.80%
SUPPORT SERVICES BUSINESS	5,258,535.76	0.00	251,652.55	3,329,943.53	1,928,592.23	36.68%
2600	OPERATION/MAINT OF PLANT					
SALARIES	26,581,522.57	0.00	2,234,359.37	9,802,104.73	16,779,417.84	63.12%
EMPLOYEE BENEFITS	9,903,318.00	0.00	978,566.51	3,959,809.89	5,943,508.11	60.02%
CONTRACT SERVICES	228,215.00	0.00	2,391.84	99,265.21	128,949.79	56.50%
REPAIRS	1,891,206.00	26,339.45	163,572.22	627,962.12	1,236,904.43	65.40%
MISCELLANEOUS	182,550.00	0.00	8,751.84	34,820.15	147,729.85	80.93%
SUPPLIES	22,323,446.00	50,185.86	1,456,208.30	7,318,461.63	14,954,798.51	66.99%
EQUIPMENT	284,900.00	122,000.87	81,491.98	94,308.50	68,590.63	24.08%
OTHER OBJECTS	22,680.00	0.00	0.00	765.43	21,914.57	96.63%
OPERATION/MAINT OF PLANT	61,417,837.57	198,526.18	4,925,342.06	21,937,497.66	39,281,813.73	63.96%
2700	STUDENT TRANSPORTATION SERVICE					
SALARIES	13,256,483.00	0.00	1,238,013.83	4,010,760.74	9,245,722.26	69.74%
EMPLOYEE BENEFITS	5,895,287.00	0.00	547,825.56	1,627,657.31	4,267,629.69	72.39%
CONTRACT SERVICES	191,500.00	0.00	13,219.59	85,717.72	105,782.28	55.24%
REPAIRS	45,000.00	2,897.50	4,225.41	12,856.39	29,246.11	64.99%
MISCELLANEOUS	181,541.00	0.00	1,773.82	123,870.03	57,670.97	31.77%
SUPPLIES	3,429,110.00	66,784.19	186,997.89	1,119,001.53	2,243,324.28	65.42%
EQUIPMENT	35,000.00	84.94	3,764.74	130,672.91	-95,757.85	-273.59%
OTHER OBJECTS	7,000.00	0.00	347.00	4,203.00	2,797.00	39.96%
STUDENT TRANSPORTATION SERVICE	23,040,921.00	69,766.63	1,996,167.84	7,114,739.63	15,856,414.74	68.82%
2800	SUPPORT SERVICES CENTRAL					
SALARIES	5,207,788.87	0.00	469,943.04	2,182,297.79	3,025,491.08	58.10%
EMPLOYEE BENEFITS	2,177,091.00	0.00	245,871.46	1,001,567.24	1,175,523.76	54.00%

Description	2025-26 Revised Budget	Encumbered Amount	November Monthly Activity	2025-26 FYTD Activity	2025-26 Unencumbered Balance Remaining	Percent
10 MAINTENANCE & OPERATIONS						
CONTRACT SERVICES	1,928,522.00	293,273.65	65,675.95	691,172.74	944,075.61	48.95%
REPAIRS	300,000.00	0.00	0.00	98,481.39	201,518.61	67.17%
MISCELLANEOUS	306,208.00	0.00	8,164.07	113,511.67	192,696.33	62.93%
SUPPLIES	234,289.00	1,910.61	2,391.24	21,891.13	210,487.26	89.84%
OTHER OBJECTS	25,500.00	0.00	500.00	21,148.38	4,351.62	17.07%
SUPPORT SERVICES CENTRAL	10,179,398.87	295,184.26	792,545.76	4,130,070.34	5,754,144.27	56.53%
3100 FOOD SERVICES						
SALARIES	2,500.00	0.00	320,812.50	320,812.50	-318,312.50	??????????
EMPLOYEE BENEFITS	0.00	0.00	63,490.84	63,490.84	-63,490.84	0.00%
FOOD SERVICES	2,500.00	0.00	384,303.34	384,303.34	-381,803.34	??????????
3300 COMMUNITY SERVICES						
SALARIES	2,500.00	0.00	6,680.00	6,680.00	-4,180.00	-167.20%
EMPLOYEE BENEFITS	0.00	0.00	1,787.04	1,787.04	-1,787.04	0.00%
COMMUNITY SERVICES	2,500.00	0.00	8,467.04	8,467.04	-5,967.04	-238.68%
4000 FACILITIES AQUISITION & CONSTR						
SALARIES	0.00	0.00	4,000.00	4,000.00	-4,000.00	0.00%
EMPLOYEE BENEFITS	0.00	0.00	1,212.97	1,212.97	-1,212.97	0.00%
FACILITIES AQUISITION & CONSTR 5100 DEBT SERVICES	0.00	0.00	5,212.97	5,212.97	-5,212.97	0.00%
OTHER OBJECTS	691,911.00	0.00	0.00	0.00	691,911.00	100.00%
DEBT SERVICES	691,911.00	0.00	0.00	0.00	691,911.00	100.00%

Description	2025-26 Revised Budget	Encumbered Amount	November Monthly Activity	2025-26 FYTD Activity	2025-26 Unencumbered Balance Remaining	Percent
10	MAINTENANCE & OPERATIONS					
MAINTENANCE & OPERATIONS	671,716,706.35	2,006,078.88	54,663,145.27	188,176,511.01	481,534,116.46	71.69%
21	STUDENT ACTIVITIES FUND					
1000	INSTRUCTION					
SALARIES	0.00	0.00	132,247.80	637,006.71	-637,006.71	0.00%
EMPLOYEE BENEFITS	0.00	0.00	15,522.88	105,127.11	-105,127.11	0.00%
CONTRACT SERVICES	9,000,000.00	0.00	138,330.91	522,597.67	8,477,402.33	94.19%
REPAIRS	0.00	0.00	3,132.08	21,661.74	-21,661.74	0.00%
MISCELLANEOUS	0.00	0.00	774,296.01	1,553,963.76	-1,553,963.76	0.00%
SUPPLIES	9,750,000.00	119,498.84	817,162.28	3,281,411.15	6,349,090.01	65.12%
EQUIPMENT	150,000.00	12,242.83	0.00	16,980.00	120,777.17	80.52%
OTHER OBJECTS	3,250,000.00	0.00	66,123.23	325,550.58	2,924,449.42	89.98%
INSTRUCTION	22,150,000.00	131,741.67	1,946,815.19	6,464,298.72	15,553,959.61	70.22%
2200	SUPPORT SERVICES INSTRCT STAFF					
CONTRACT SERVICES	0.00	0.00	10,349.28	13,602.31	-13,602.31	0.00%
MISCELLANEOUS	0.00	0.00	0.00	3,660.12	-3,660.12	0.00%
SUPPLIES	0.00	0.00	0.00	169.68	-169.68	0.00%
SUPPORT SERVICES INSTRCT STAFF	0.00	0.00	10,349.28	17,432.11	-17,432.11	0.00%

Description	2025-26 Revised Budget	Encumbered November Amount Monthly Activity	2025-26 FYTD Activity	2025-26 FYTD Activity	Unencumbered Balance Remaining	Percent
21 STUDENT ACTIVITIES FUND						
2400 SUPPORT SERVICES SCHOOL ADMIN						
OTHER OBJECTS	0.00	0.00	0.00	1,437.00	-1,437.00	0.00%
SUPPORT SERVICES SCHOOL ADMIN	0.00	0.00	0.00	1,437.00	-1,437.00	0.00%
STUDENT ACTIVITIES FUND	22,150,000.00	131,741.67	1,957,164.47	6,483,167.83	15,535,090.50	70.14%
26 TAX INCREMENT						
3300 COMMUNITY SERVICES						
OTHER OBJECTS	33,376,599.00	0.00	0.00	0.00	33,376,599.00	100.00%
COMMUNITY SERVICES	33,376,599.00	0.00	0.00	0.00	33,376,599.00	100.00%
TAX INCREMENT	33,376,599.00	0.00	0.00	0.00	33,376,599.00	100.00%
31 DEBT SERVICE						
5100 DEBT SERVICES						
OTHER OBJECTS	13,786,072.00	0.00	2,298,403.14	2,298,403.14	11,487,668.86	83.33%
DEBT SERVICES	13,786,072.00	0.00	2,298,403.14	2,298,403.14	11,487,668.86	83.33%
DEBT SERVICE	13,786,072.00	0.00	2,298,403.14	2,298,403.14	11,487,668.86	83.33%
1000 INSTRUCTION						

Description	2025-26 Revised Budget	Encumbered November Amount Monthly Activity	2025-26 FYTD Activity	2025-26 Unencumbered Balance Remaining	Percent
32 CAPITAL OUTLAY					
CONTRACT SERVICES	0.00	0.00	185.00	185.00	-185.00 0.00%
SUPPLIES	369,126.00	0.01	4,929.23	352,948.62	16,177.37 4.38%
INSTRUCTION	369,126.00	0.01	5,114.23	353,133.62	15,992.37 4.33%
2300 SUPPORT SERVICES DIST GEN ADMN					
MISCELLANEOUS	0.00	0.00	0.00	4,000.00	-4,000.00 0.00%
SUPPORT SERVICES DIST GEN ADMN	0.00	0.00	0.00	4,000.00	-4,000.00 0.00%
2600 OPERATION/MAINT OF PLANT					
SALARIES	45,000.00	0.00	0.00	1,634.60	43,365.40 96.37%
EMPLOYEE BENEFITS	0.00	0.00	0.00	491.79	-491.79 0.00%
CONTRACT SERVICES	5,000.00	0.00	100.00	1,200.00	3,800.00 76.00%
REPAIRS	259,801.25	36,661.25	537.60	2,949.25	220,190.75 84.75%
MISCELLANEOUS	16,400.00	0.00	180.30	771.20	15,628.80 95.30%
SUPPLIES	13,200.00	1,181.00	83.75	231.27	11,787.73 89.30%
EQUIPMENT	11,752,606.49	830,891.49	592,558.05	2,071,755.43	8,849,959.57 75.30%
OTHER OBJECTS	88,000.00	0.00	0.00	256.00	87,744.00 99.71%
OPERATION/MAINT OF PLANT	12,180,007.74	868,733.74	593,459.70	2,079,289.54	9,231,984.46 75.80%
4000 FACILITIES AQUISITION & CONSTR					
SALARIES	515,618.00	0.00	35,110.09	178,314.43	337,303.57 65.42%
EMPLOYEE BENEFITS	219,960.00	0.00	15,979.21	73,912.08	146,047.92 66.40%
FACILITIES AQUISITION & CONSTR ACQUISITION SERVICES	735,578.00	0.00	51,089.30	252,226.51	483,351.49 65.71% 4100 SITE

Description	2025-26 Revised Budget	Encumbered November Amount Monthly Activity	2025-26 FYTD Activity	2025-26	Unencumbered Balance Remaining	Percent
32 CAPITAL OUTLAY						
CONTRACT SERVICES	37,000.00	0.00	0.00	0.00	37,000.00	100.00%
EQUIPMENT	3,750,000.00	0.00	0.00	0.00	3,750,000.00	100.00%
SITE ACQUISITION SERVICES	3,787,000.00	0.00	0.00	0.00	3,787,000.00	100.00%
4200 SITE IMPROVEMENT SERVICES						
EQUIPMENT	14,010,747.22	2,485,799.71	485,242.98	6,991,277.84	4,533,669.67	32.36%
SITE IMPROVEMENT SERVICES	14,010,747.22	2,485,799.71	485,242.98	6,991,277.84	4,533,669.67	32.36%
4300 ARCHITECTURAL & ENGINEERING						
EQUIPMENT	38,967,763.46	8,230,917.69	710,965.45	4,755,181.51	25,981,664.26	66.67%
ARCHITECTURAL & ENGINEERING	38,967,763.46	8,230,917.69	710,965.45	4,755,181.51	25,981,664.26	66.67%
4400 BUILDING REPAIRS & REMODELING						
EQUIPMENT	7,200,000.00	1,486,831.29	100,453.96	2,062,748.82	3,650,419.89	50.70%
BUILDING REPAIRS & REMODELING	7,200,000.00	1,486,831.29	100,453.96	2,062,748.82	3,650,419.89	50.70%
4500 BUILDING ACQUISITION/CONSTRUCT						
SUPPLIES	51,773.40	829.00	3,134.00	17,019.70	33,924.70	65.53%
EQUIPMENT	2,281,107.58	116,867.81	129,882.72	434,178.85	1,730,060.92	75.84%
BUILDING ACQUISITION/CONSTRUCT	2,332,880.98	117,696.81	133,016.72	451,198.55	1,763,985.62	75.61%
BUILDING IMPROVEMENT SERVICES					4600	

Description	2025-26 Revised Budget	Encumbered November Amount Monthly Activity	2025-26 FYTD Activity	2025-26	Unencumbered Balance Remaining	Percent
32 CAPITAL OUTLAY						
SUPPLIES	0.00	9,428.25	9,927.47	64,942.16	-74,370.41	0.00%
EQUIPMENT	1,387,500.00	92,067.62	17,220.84	170,894.89	1,124,537.49	81.05%
BUILDING IMPROVEMENT SERVICES	1,387,500.00	101,495.87	27,148.31	235,837.05	1,050,167.08	75.69%
4700 DATA PROCESSING						
SUPPLIES	367,720.00	6,141.50	10,780.70	72,186.34	289,392.16	78.70%
EQUIPMENT	2,140,000.00	0.00	30,993.00	1,593,172.25	546,827.75	25.55%
DATA PROCESSING	2,507,720.00	6,141.50	41,773.70	1,665,358.59	836,219.91	33.35%
4800 VEHICLES						
EQUIPMENT	2,549,500.00	9,200.00	219,897.37	323,662.66	2,216,637.34	86.94%
VEHICLES	2,549,500.00	9,200.00	219,897.37	323,662.66	2,216,637.34	86.94%
5100 DEBT SERVICES						
OTHER OBJECTS	2,295,053.00	0.00	1,148,026.65	1,148,026.65	1,147,026.35	49.98%
DEBT SERVICES	2,295,053.00	0.00	1,148,026.65	1,148,026.65	1,147,026.35	49.98%
5400 OTHER FINANCING SOURCES						
OTHER OBJECTS	3,210,000.00	0.00	0.00	0.00	3,210,000.00	100.00%
OTHER FINANCING SOURCES	3,210,000.00	0.00	0.00	0.00	3,210,000.00	100.00%

Description	2025-26 Revised Budget	Encumbered November Amount Monthly Activity	2025-26 FYTD Activity	2025-26 Unencumbered Balance Remaining	Percent
32 CAPITAL OUTLAY					
CAPITAL OUTLAY	91,532,876.40	13,306,816.62	3,516,188.37	20,321,941.34	57,904,118.44 63.26%

Description	2025-26 Revised Budget	Encumbered Amount	November Monthly Activity	2025-26 FYTD Activity	2025-26 Unencumbered Balance Remaining	Percent
51 SCHOOL FOODS						
1000 INSTRUCTION						
CONTRACT SERVICES	173.00	0.00	9.60	28.80	144.20	83.35%
INSTRUCTION	173.00	0.00	9.60	28.80	144.20	83.35%
2800 SUPPORT SERVICES CENTRAL						
EMPLOYEE BENEFITS	0.00	0.00	747.50	2,142.50	-2,142.50	0.00%
SUPPORT SERVICES CENTRAL	0.00	0.00	747.50	2,142.50	-2,142.50	0.00%
3100 FOOD SERVICES						
SALARIES	10,888,176.32	0.00	1,020,622.10	3,460,374.61	7,427,801.71	68.22%
EMPLOYEE BENEFITS	4,048,096.00	0.00	401,850.79	1,183,554.71	2,864,541.29	70.76%
CONTRACT SERVICES	350,435.00	0.00	28,479.22	107,922.30	242,512.70	69.20%
MISCELLANEOUS	48,500.00	0.00	1,352.40	13,091.13	35,408.87	73.01%
SUPPLIES	13,094,600.00	6,009.08	1,078,008.07	4,423,095.23	8,665,495.69	66.18%
EQUIPMENT	475,000.00	42,600.86	8,977.00	25,101.00	407,298.14	85.75%
OTHER OBJECTS	1,830,600.00	0.00	0.00	221,655.42	1,608,944.58	87.89%
FOOD SERVICES	30,735,407.32	48,609.94	2,539,289.58	9,434,794.40	21,252,002.98	69.15%
SCHOOL FOODS	30,735,580.32	48,609.94	2,540,046.68	9,436,965.70	21,250,004.68	69.14%
=====	=====	=====	=====	=====	=====	=====
60 HEALTH & ACCIDENT SELF INSURED						
2800 SUPPORT SERVICES CENTRAL						
EMPLOYEE BENEFITS	63,471,726.00	0.00	2,415,985.58	23,459,733.94	40,011,992.06	63.04%
CONTRACT SERVICES	3,337,500.00	0.00	461,153.81	1,465,563.39	1,871,936.61	56.09%
MISCELLANEOUS	1,000.00	0.00	18.44	344.46	655.54	65.55%
SUPPLIES	3,000.00	0.00	-10.50	49.96	2,950.04	98.33%

Description	2025-26 Revised Budget	Encumbered Amount	November Monthly Activity	2025-26 FYTD Activity	2025-26 Unencumbered Balance Remaining	Percent
75 FOUNDATION						
60 HEALTH & ACCIDENT SELF INSURED						
2800 SUPPORT SERVICES CENTRAL						
SUPPORT SERVICES CENTRAL	66,813,226.00	0.00	2,877,147.33	24,925,691.75	41,887,534.25	62.69%
HEALTH & ACCIDENT SELF INSURED	66,813,226.00	0.00	2,877,147.33	24,925,691.75	41,887,534.25	62.69%
75 FOUNDATION						
1000 INSTRUCTION						
CONTRACT SERVICES	37.00	0.00	3.20	15.76	21.24	57.41%
INSTRUCTION	37.00	0.00	3.20	15.76	21.24	57.41%
1400 INSTRUCTION						
SUPPLIES	171,000.00	0.00	0.00	0.00	171,000.00	100.00%
INSTRUCTION	171,000.00	0.00	0.00	0.00	171,000.00	100.00%
2200 SUPPORT SERVICES INSTRCT STAFF						
MISCELLANEOUS	31,000.00	0.00	0.00	0.00	31,000.00	100.00%
SUPPORT SERVICES INSTRCT STAFF	31,000.00	0.00	0.00	0.00	31,000.00	100.00%
2800 SUPPORT SERVICES CENTRAL						

Description	2025-26		Encumbered November 2025-26		2025-26		Unencumbered	Percent
	Revised Budget	Amount	Monthly Activity	FYTD Activity	Balance Remaining			
EMPLOYEE BENEFITS		0.00	0.00	50.00	150.00	-150.00	0.00%	
SUPPORT SERVICES CENTRAL SERVICES	0.00	0.00	50.00	150.00	-150.00	0.00%	3300	COMMUNITY
SALARIES	305,818.00	0.00	22,888.30	127,349.58	178,468.42	58.36%		
EMPLOYEE BENEFITS	146,683.00	0.00	10,905.78	51,713.35	94,969.65	64.74%		
CONTRACT SERVICES	3,150.00	0.00	4,891.71	6,179.55	-3,029.55	-96.18%		
MISCELLANEOUS	6,800.00	0.00	0.00	93.53	6,706.47	98.62%		
SUPPLIES	1,369,677.00	1,924.00	1,200.79	7,126.98	1,360,626.02	99.34%		
OTHER OBJECTS	7,650.00	0.00	212.84	327.84	7,322.16	95.71%		
COMMUNITY SERVICES	1,839,778.00	1,924.00	40,099.42	192,790.83	1,645,063.17	89.42%		
6500 OTHER FOUNDATION PROGRAMS								
SUPPLIES	0.00	0.00	0.00	14.22	-14.22	0.00%		
OTHER FOUNDATION PROGRAMS	0.00	0.00	0.00	14.22	-14.22	0.00%		
8000 UNASSIGNED DONATIONS (HOLDING)								
CONTRACT SERVICES	0.00	0.00	550.00	1,950.00	-1,950.00	0.00%		
MISCELLANEOUS	1,000.00	0.00	0.00	0.00	1,000.00	100.00%		
SUPPLIES	106,000.00	0.00	68.59	20,882.29	85,117.71	80.30%		
OTHER OBJECTS	20,000.00	0.00	0.00	1,500.00	18,500.00	92.50%		
UNASSIGNED DONATIONS (HOLDING)	127,000.00	0.00	618.59	24,332.29	102,667.71	80.84%		
8100 OTHER FOUNDATION PROGRAMS								
SUPPLIES	0.00	0.00	786.50	29,066.50	-29,066.50	0.00%		
OTHER FOUNDATION PROGRAMS	0.00	0.00	786.50	29,066.50	-29,066.50	0.00%		

Description	2025-26 Revised Budget	Encumbered Amount	November Monthly Activity	2025-26 FYTD Activity	2025-26 Unencumbered Balance Remaining	Percent
75						
FOUNDATION						
8200						
AEROSPACE PROGRAM						
CONTRACT SERVICES	0.00	13,000.00	0.00	42,701.24	-55,701.24	0.00%
MISCELLANEOUS	60,000.00	0.00	395.00	10,103.58	49,896.42	83.16%
SUPPLIES	60,000.00	12.96	111,468.82	501,668.66	-441,681.62	-736.14%
EQUIPMENT	0.00	0.00	0.00	2,766.76	-2,766.76	0.00%
AEROSPACE PROGRAM	120,000.00	13,012.96	111,863.82	557,240.24	-450,253.20	-375.21%
8300						
CHALLENGE RACE						
CONTRACT SERVICES	0.00	0.00	1,000.00	8,110.00	-8,110.00	0.00%
MISCELLANEOUS	0.00	0.00	2,594.79	3,626.79	-3,626.79	0.00%
SUPPLIES	0.00	26,700.02	9,478.78	16,436.71	-43,136.73	0.00%
CHALLENGE RACE	0.00	26,700.02	13,073.57	28,173.50	-54,873.52	0.00%
8400						
DECA						
CONTRACT SERVICES	0.00	0.00	0.00	6,020.00	-6,020.00	0.00%
MISCELLANEOUS	0.00	0.00	-29.12	705.88	-705.88	0.00%
SUPPLIES	0.00	499.00	11,664.96	30,281.56	-30,780.56	0.00%
EQUIPMENT	0.00	0.00	0.00	3,784.30	-3,784.30	0.00%
OTHER OBJECTS	0.00	0.00	385.00	3,685.00	-3,685.00	0.00%
DECA	0.00	499.00	12,020.84	44,476.74	-44,975.74	0.00%
8500						
MUSIC PROGRAM						
MISCELLANEOUS	0.00	0.00	0.00	106.32	-106.32	0.00%
SUPPLIES	0.00	0.00	11,916.66	35,975.38	-35,975.38	0.00%
EQUIPMENT	0.00	0.00	0.00	9,799.00	-9,799.00	0.00%
MUSIC PROGRAM	0.00	0.00	11,916.66	45,880.70	-45,880.70	0.00%
8600						
OTHER FOUNDATION PROGRAMS						

CONTRACT SERVICES	115,000.00	0.00	0.00	0.00	115,000.00	100.00%
SUPPLIES	20,000.00	658.00	359.00	1,185.98	18,156.02	90.78%
EQUIPMENT	94,000.00	0.00	0.00	0.00	94,000.00	100.00%
OTHER FOUNDATION PROGRAMS	229,000.00	658.00	359.00	1,185.98	227,156.02	99.19%

8700 DEWYEA'S CLASS

SUPPLIES	0.00	0.00	844.49	6,142.07	-6,142.07	0.00%
DEWYEA'S CLASS	0.00	0.00	844.49	6,142.07	-6,142.07	0.00%

8800 MCLEAN'S CLASS

MISCELLANEOUS	0.00	0.00	0.00	300.00	-300.00	0.00%
SUPPLIES	0.00	0.00	502.86	3,801.09	-3,801.09	0.00%
MCLEAN'S CLASS	0.00	0.00	502.86	4,101.09	-4,101.09	0.00%

8900 SANDER'S CLASS

MISCELLANEOUS	0.00	0.00	116.42	116.42	-116.42	0.00%
SUPPLIES	0.00	300.00	1,239.93	3,995.53	-4,295.53	0.00%
SANDER'S CLASS	0.00	300.00	1,356.35	4,111.95	-4,411.95	0.00%

9900

CONTRACT SERVICES	0.00	0.00	0.00	-14,300.00	14,300.00	0.00%
MISCELLANEOUS	0.00	0.00	0.00	-206.50	206.50	0.00%
SUPPLIES	0.00	0.00	0.00	-24,167.19	24,167.19	0.00%
OTHER OBJECTS	0.00	0.00	0.00	-3,300.00	3,300.00	0.00%

2025-26 Encumbered November 2025-26 2025-26 Unencumbered Percent

Description	2025-26 Revised Budget	Encumbered November Amount Monthly Activity	2025-26 FYTD Activity	2025-26 Unencumbered Balance Remaining	Percent
75 FOUNDATION					
Description	Revised Budget	Amount Monthly Activity	FYTD Activity	Balance Remaining	
75 FOUNDATION					
9900					
	0.00	0.00	0.00	-41,973.69	41,973.69 0.00%
FOUNDATION	<u>2,517,815.00</u>	<u>43,093.98</u>	<u>193,495.30</u>	<u>895,708.18</u>	<u>1,579,012.84</u> <u>62.71%</u>
Grand Expense Totals	932,628,875.07	15,536,341.09	68,045,590.56	252,538,388.95	664,554,145.03 71.26%

Number of Accounts: 34286

***** End of report *****

JORDAN SCHOOL DISTRICT

FUND 10 - GENERAL FUND

STATEMENT OF REVENUES, EXPENDITURES AND CHANGES IN FUND BALANCES

	Actual 2023-24	Actual 2024-25	Original 2025-26	Amended 2025-26	Change 2025-26
REVENUES					
Local Sources	\$ 196,801,638	\$ 202,008,935	\$ 201,429,253	\$ 201,429,253	\$ -
State Sources	386,758,642	394,833,721	403,764,057	408,703,677	4,939,620
Federal Sources	24,471,493	18,556,683	20,651,933	20,651,933	-
Total Revenues	608,031,773	615,399,339	625,845,243	630,784,863	4,939,620
EXPENDITURES					
Instruction	369,076,992	382,624,681	462,357,322	430,026,429	(32,330,893)
Support Services					
Students	45,445,352	52,365,265	51,078,609	51,078,609	-
Instructional Staff	25,800,747	27,182,992	29,670,018	29,931,295	261,277
General District Administration	4,824,709	4,806,793	4,811,281	4,811,281	-
School Administration	41,903,250	44,299,264	47,852,027	48,053,466	201,439
Business	4,683,332	4,495,272	5,253,337	5,253,337	-
Operation & Maintenance of Facilities	48,342,785	52,717,003	61,197,334	61,197,334	-
Student Transportation	18,150,033	19,654,998	23,040,921	23,040,921	-
Personnel, Planning and Data Processing	8,446,340	8,090,285	9,951,762	9,951,762	-
Principal	1,466,430	1,526,789	681,989	681,989	-
Interest	67,565	35,947	9,922	9,922	-
Total Expenditures	568,207,535	597,799,289	695,904,522	664,036,345	(31,868,177)
Excess (Deficiency) of Revenues Over Expenditures	39,824,238	17,600,050	(70,059,279)	(33,251,482)	36,807,797
Other Financing Sources (Uses)					
Issuance of Subscription Assets	2,554,265	1,958,434	-	-	-
Interfund Transfer Out	(432,441)	(413,553)	(478,779)	(478,779)	-
Fund Balance, Beginning of Year	147,772,679	189,718,741	208,863,672	208,863,672	-
Ending Fund Balance	\$ 189,718,741	\$ 208,863,672	\$ 138,325,614	\$ 175,133,411	\$ -
FUND BALANCE					
Nonspendable					
Inventories	\$ 1,265,948	\$ 1,123,203	\$ -	\$ -	\$ -
Restricted for					
Programs	1,823,553	-	-	-	-
Committed to					
Contractual Obligations	1,232,134	1,351,406	-	-	-
Economic Stabilization	31,100,000	31,700,000	-	-	-
Compensated Absences	14,807,756	11,981,610	-	-	-
Retiree Benefits	18,477,295	19,398,096	-	-	-
West Jordan Feeder	971,407	732,243	-	-	-
Assigned to					
Educational Programs	6,605,664	7,334,044	-	-	-
Personnel	32,696,176	74,675,099	-	-	-
Unassigned	80,738,808	60,567,971	-	-	-
Total Fund Balance	\$ 189,718,741	\$ 208,863,672	\$ -	\$ -	\$ -



SUPERINTENDENT'S REPORT

**Summary Report to the Board of Education
Dr. Anthony Godfrey, Superintendent of Schools
December 9, 2025**

EL300 Global Executive Limitations

***Superintendent and Business Administrator
maintain lawful and
ethical professional business practices.***

EL301 Treatment of Students & Their Families

What is expected: Superintendent is to implement policies, procedures, and practices to promote health & safety of students, encourage parental participation in education, be sensitive to cultural issues and community values, set expectations, operate accessible facilities, collect and protect appropriate student and employee data, and handle grievances.

- **Portrait of a Graduate & Strategic Plan**

EL302 Treatment of Staff

What is expected: Superintendent is to clarify procedures and expectations, handle grievances, protect against wrongful conditions, not discriminate against dissent, acquaint staff about protections, recognize contributions, promote a positive work environment.

- **Supercast**

EL303 Communication & Support to the Board

What is expected: Superintendent will support the Board in its work by submitting accurate monitoring data, notify public of policy changes, report noncompliance, notify Board of state and federal changes and their impact, support community relations initiatives, advise Board of policy noncompliance, provide external viewpoints, submit consent agenda.

- **Annual Report**

EL304 Annual Reports to the Public

What is expected: Superintendent will prepare annual progress report on performance data, information about District programs and operations, and financial reports.

- **Emailed Board Bulletin; Live streaming Board meetings; audio posted online; summaries posted**
- **Financial reports available to the public monthly (BoardBook) and yearly (Budget, ACFR)**

EL305 Emergency Succession

What is expected: Superintendent and Business Administrator will familiarize two other administrators with the issues and processes of the Board.

- **Business Administrator John Larsen and Associate Superintendent Michael Anderson are trained in the Superintendent's work.**
- **Dan Ellis, Director of Accounting, Budgets & Audits, is trained in the work of the Business Administrator.**
- **Business Administrator consults frequently on a range of issues.**
- **Superintendent, Business Administrator, and Associate Superintendent meet together as often as possible for redundancy and consultation.**

E400 Mission Statement

Students in Jordan School District will reach their potential to achieve academically, prosper economically, and contribute responsibly to society.

- **Portrait of a Graduate**
- **Strategic Plan**
- **Everything we do as an Administration is to focus energy on student achievement and success.**

E400 Mission Statement

*Unleashing Potential:
Exceptional Educational Opportunities for Every Student*

- **Portrait of a Graduate**
- **Strategic Plan**
- **Everything we do as an Administration is to focus energy on student achievement and success.**

Revised December 2024

E401 Student Achievement

What is expected: Jordan District will provide a quality education for students that includes ensuring a variety of opportunities are made available to students at all levels; student growth and progress will be monitored with assessment practices that inform instruction to meet the needs of all learners in every field of opportunity.

Expanded Student Opportunities:

- **Jordan Credit Center**

E405 ENDS

What is expected: Jordan District will provide exceptional educational opportunities in our schools that lead to graduates who are prepared for success within and beyond the classroom through the core pillars of the District's Strategic Plan: high-quality instruction, a culture of belonging, opportunities for every learner, student and staff wellness, and effective communication.

Expanded Student Opportunities:

- **Jordan Credit Center**

Things to consider when looking at 2024-25 data:

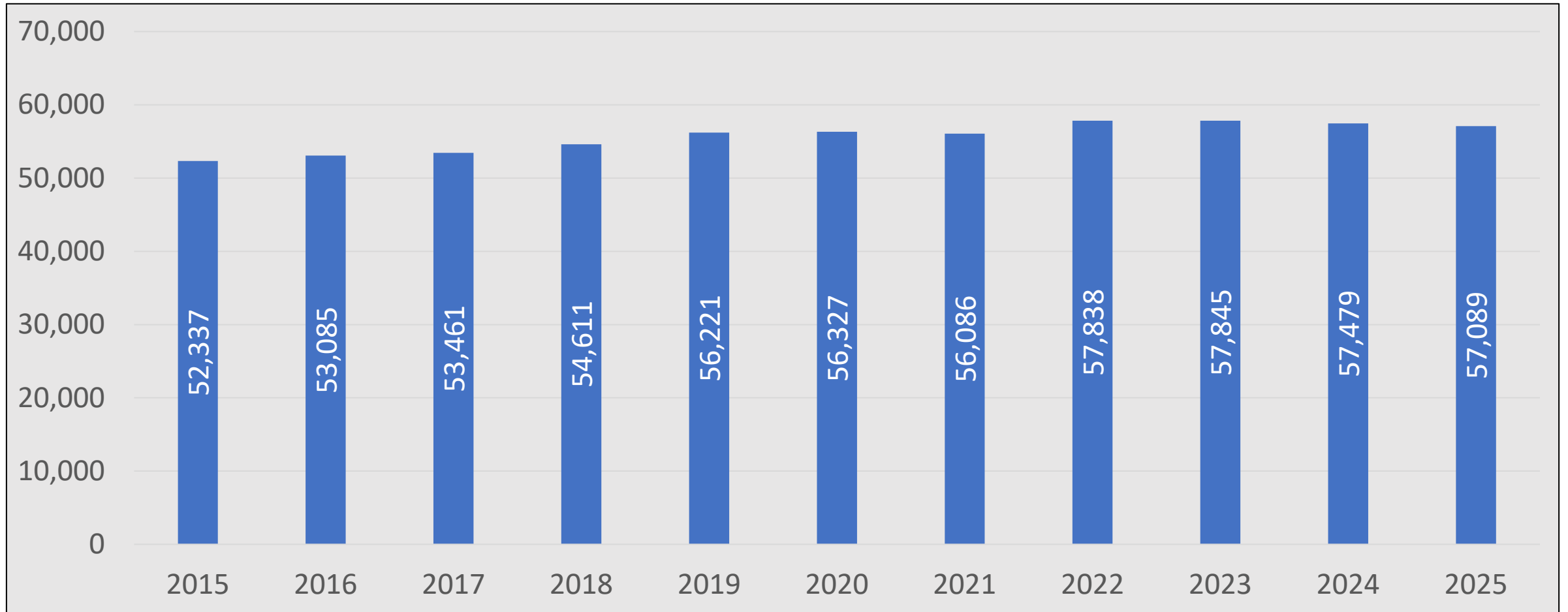
1

**Changing
Demographics and
Plateauing Enrollment**

2

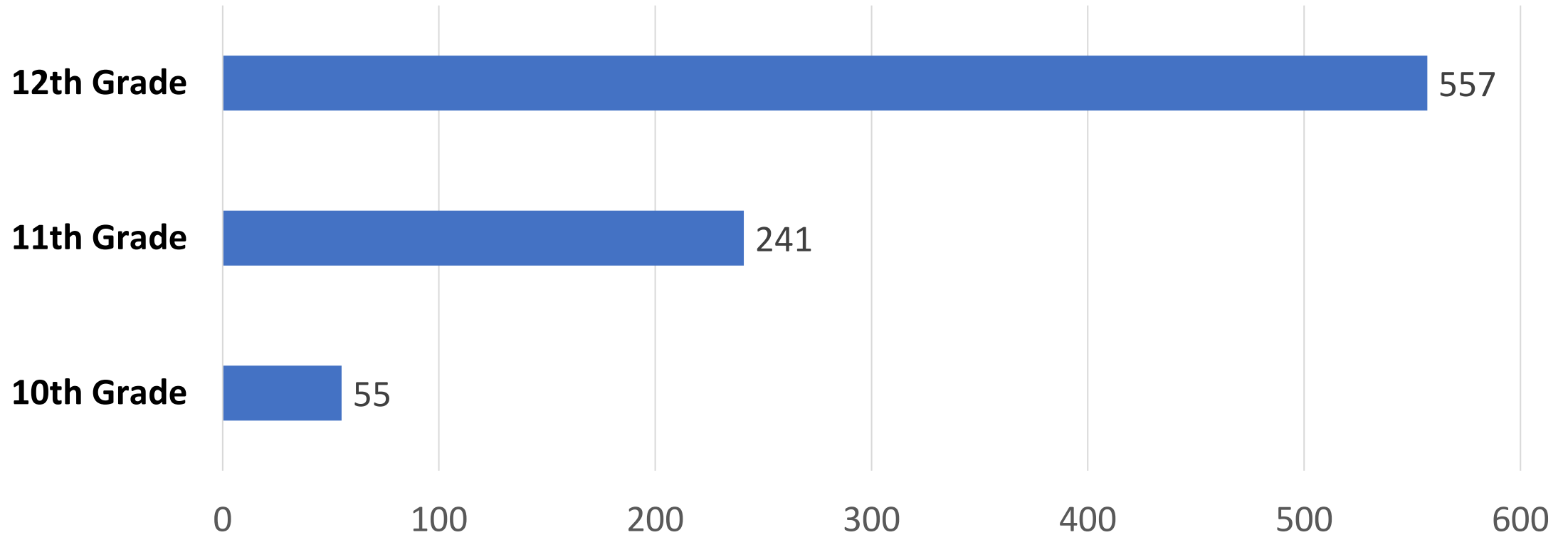
**Declining
Attendance Rates**

Enrollment is plateauing and starting to trend down

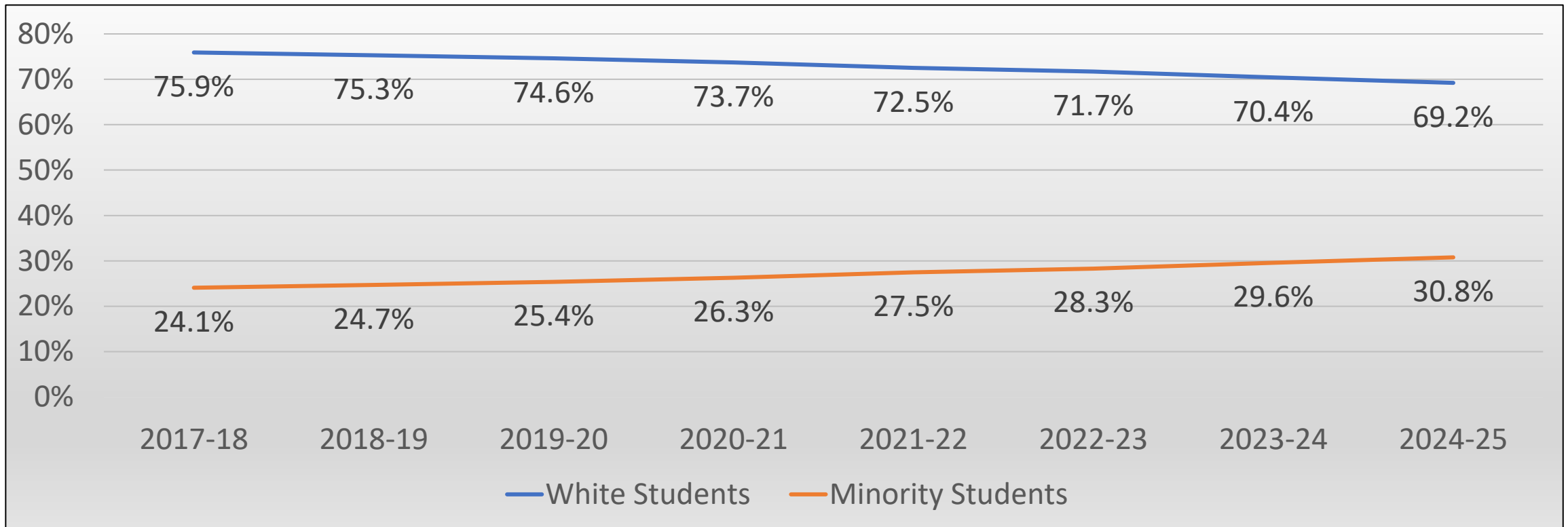


Older grades are still increasing

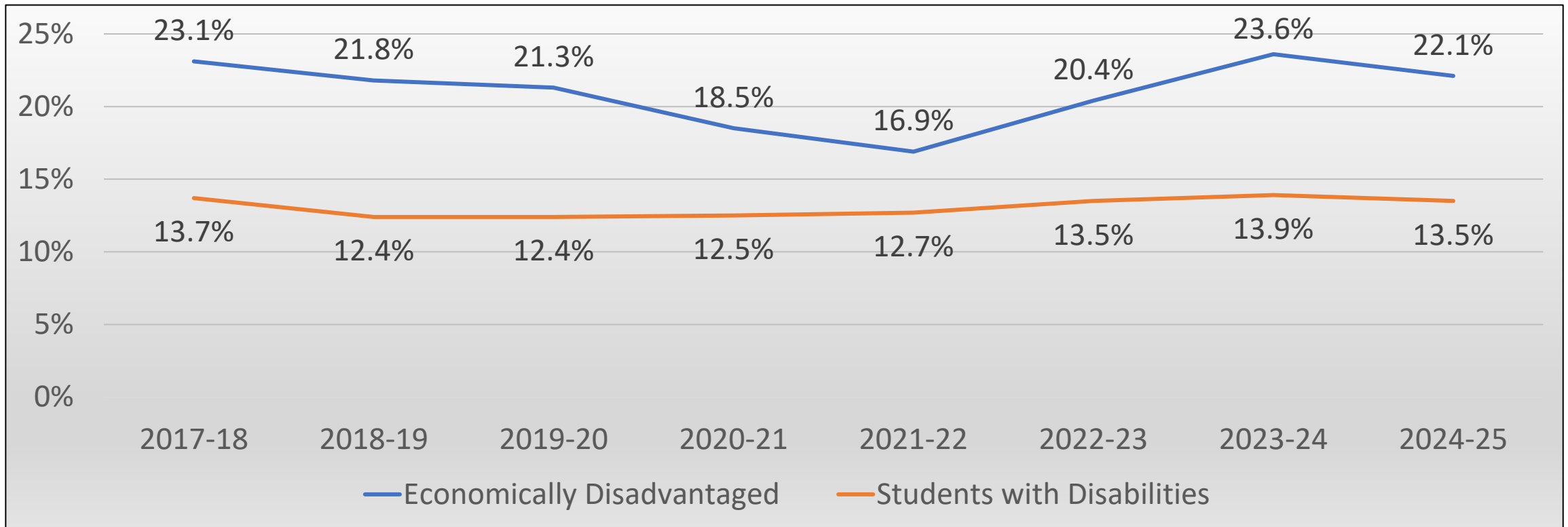
From 2021-22 to 2025-26



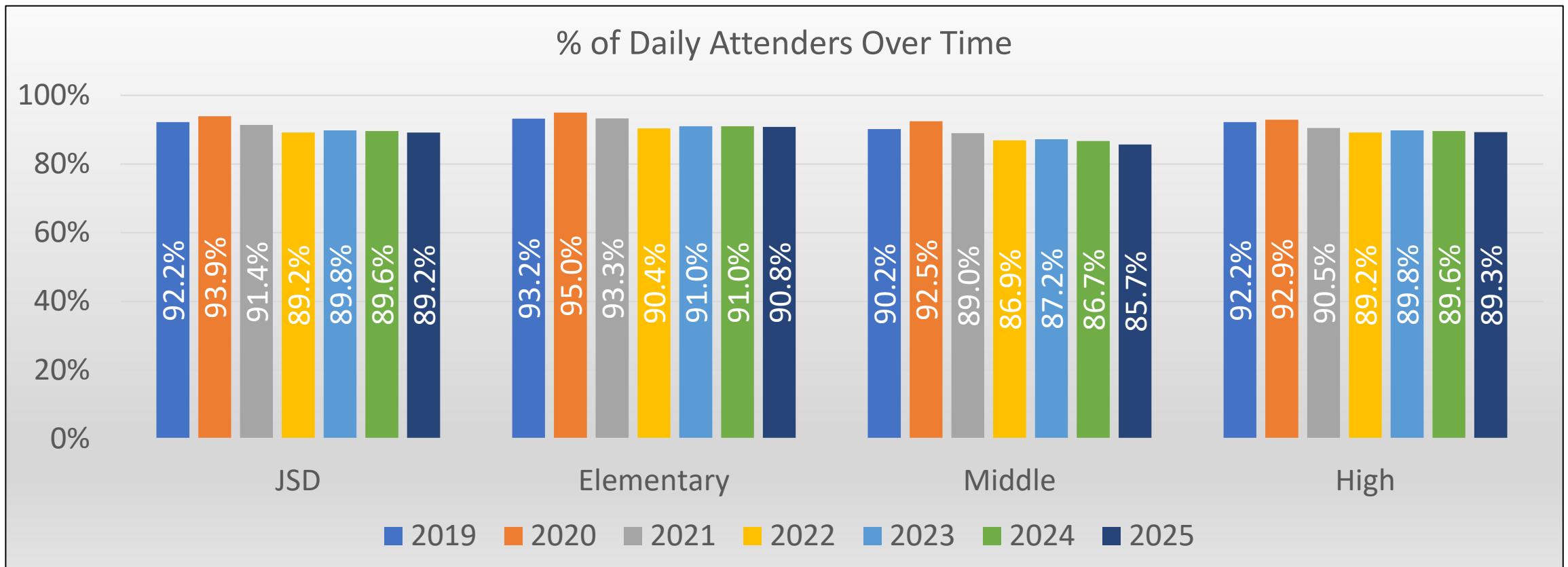
Increasingly diverse population with increasingly diverse needs and strengths



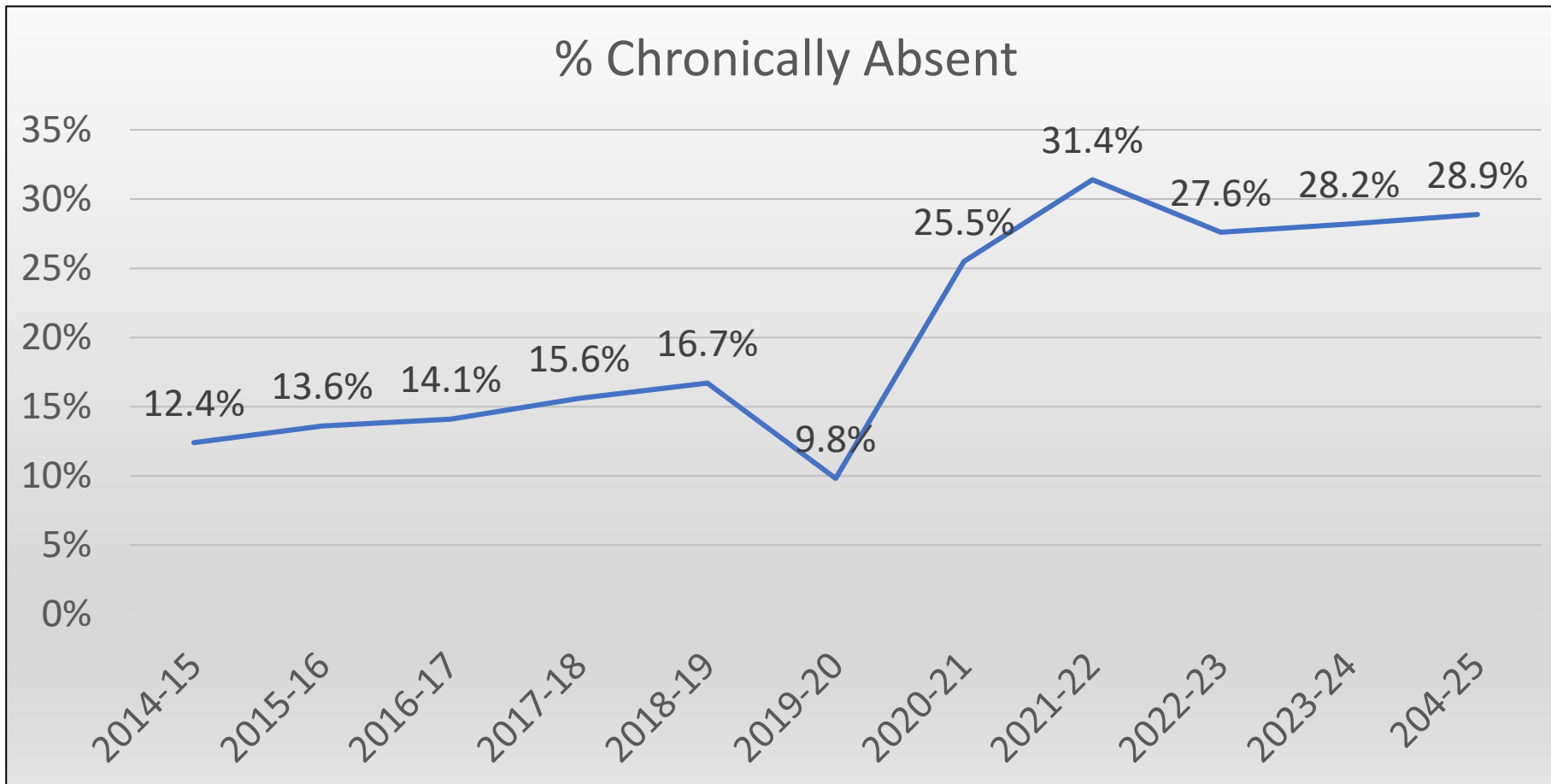
Increasingly diverse population with increasingly diverse needs and strengths



Average daily attendance rates are declining slightly

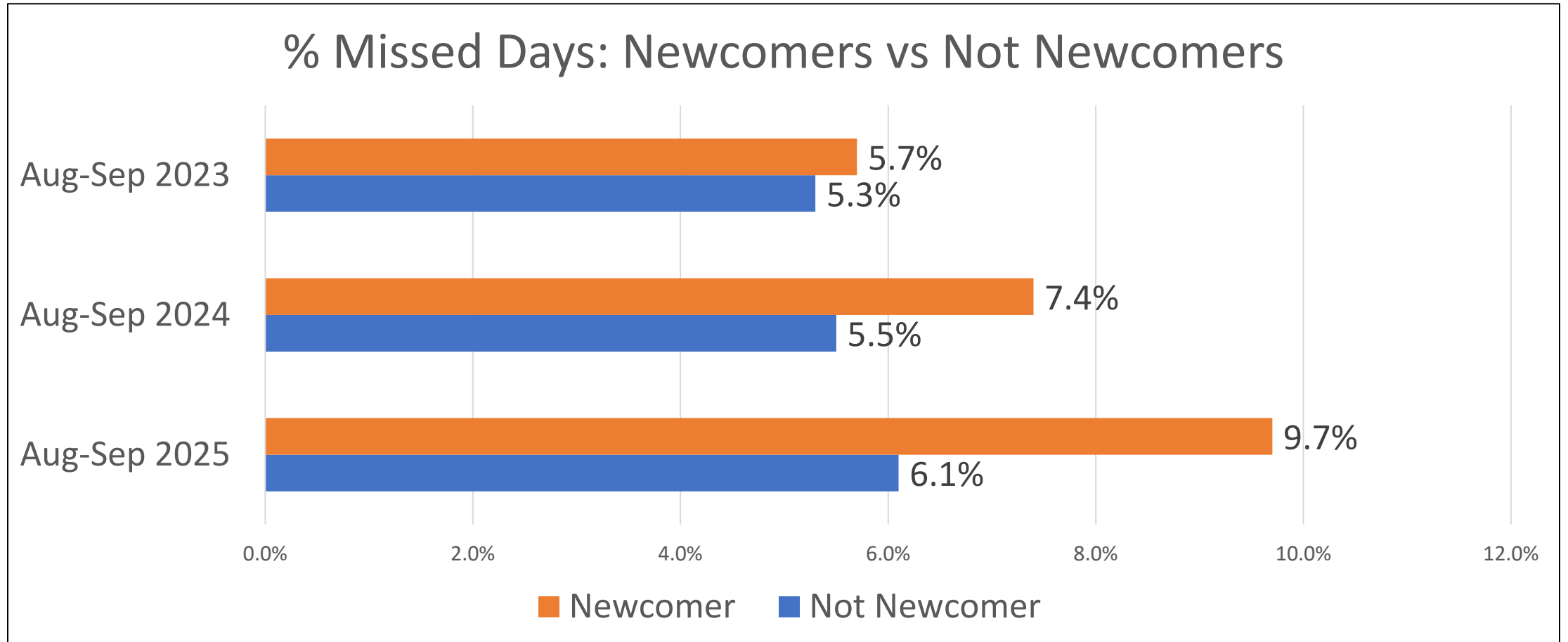


Chronic absences are increasing slightly, especially among some high need student populations



Chronically Absent:
Enrolled 60+ instructional days and absent for 10% or more of those days

Newcomer absenteeism is increasing...



Assessment	Good Attender Proficiency Rate	Chronic Absentee Proficiency Rate	Achievement Gap
2025 RISE ELA (3-8)	48.5%	32.2%	-16.3%
2025 RISE Math (3-8)	49.4%	28.9%	-20.5%
2025 RISE Science (3-8)	57.5%	38.4%	-19.1%

Why is attendance something to consider?

In 2024-25, students who were chronically absent were 16-20% less proficient than their good attender peers.

Remember, with assessment results:



Elementary Monitoring Criteria

Reminder:

- **Acadience Reading**: For grade 3 year-over-year calculations, Juniper Elementary is not included in the denominator.
- **RISE**: For grades 4-6 year-over-year calculations, Ridge View Elementary and Juniper Elementary are not included in the denominator.

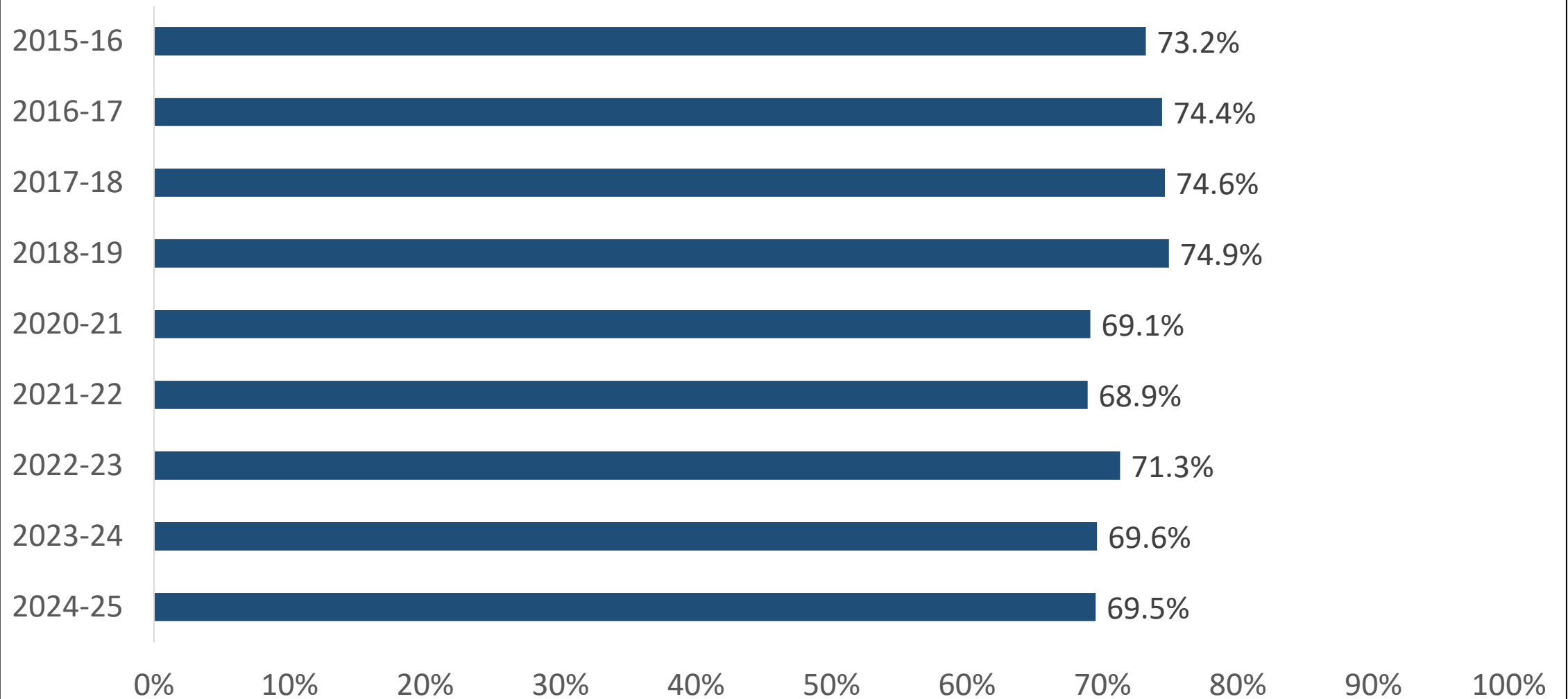


Elementary Level

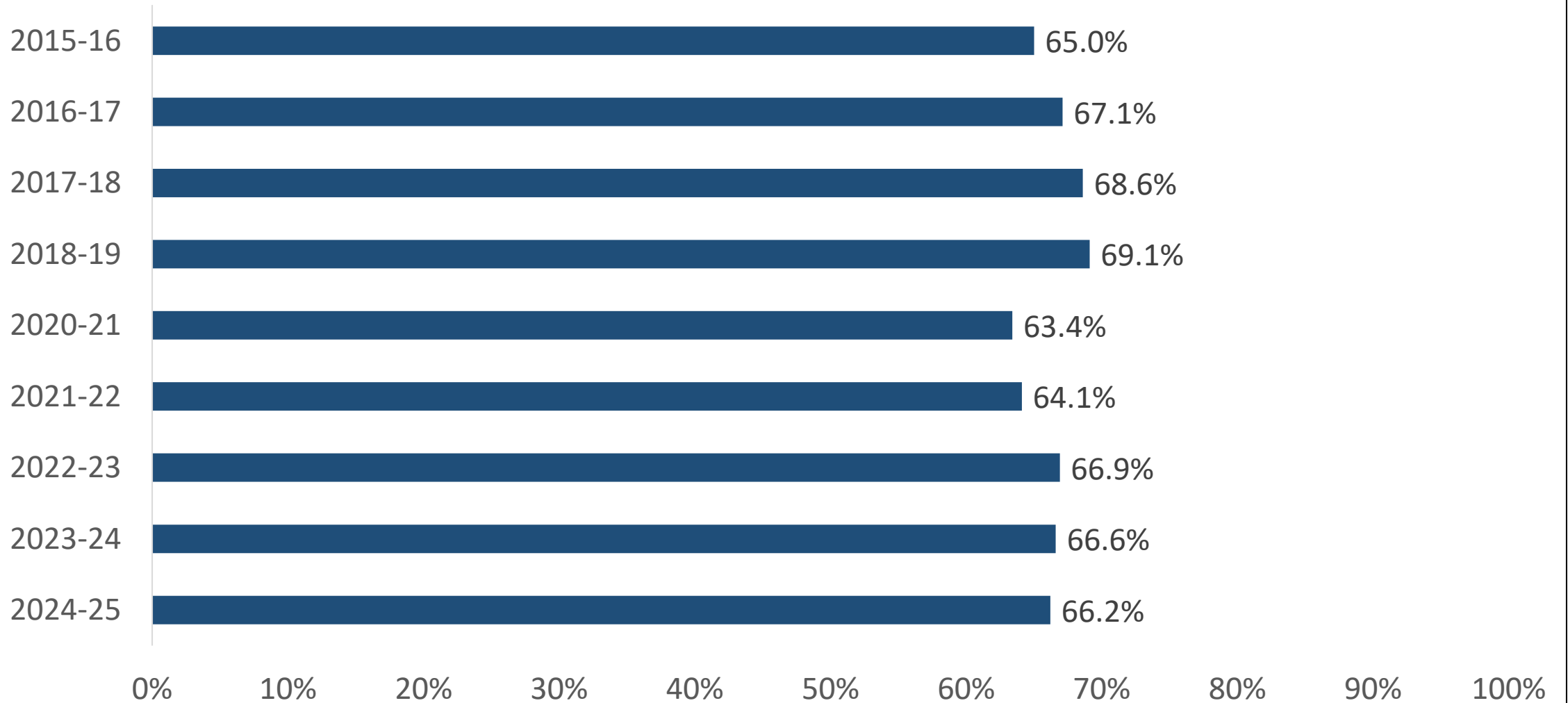
Assessment	Academic Growth Criteria	Recent Performance History
Acadience Reading (3 rd Grade)	Percentage of the District's elementary schools whose most recent year's 3rd grade End of Year (EOY) percentage on benchmark is greater than 90% OR greater than the prior year's EOY percentage on benchmark	<p>% Greater than Prior Year 2021 - 13.8% or 5 schools 2022 – 69.0% or 29 schools 2023 – 73.1% or 30 schools 2024 – 53.6% or 22 schools 2025– 53.6% or 22 schools</p> <p>2025 3rd Grade % At or Above Benchmark 69.5% (2024 = 69.6%)</p>

Goal Not Met

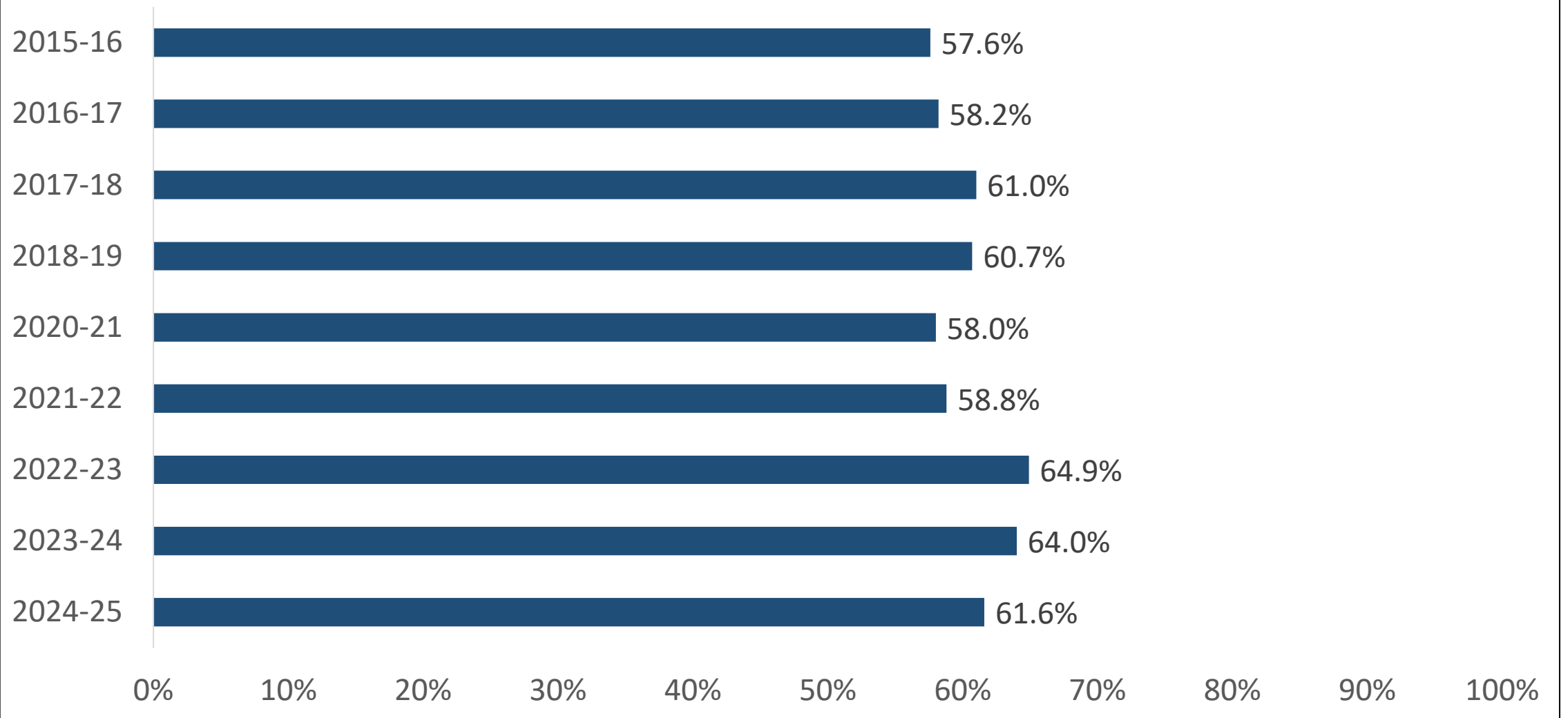
% of 3rd Grade Students At or Above Benchmark by EOY



% of K-3 Students At or Above Benchmark by EOY

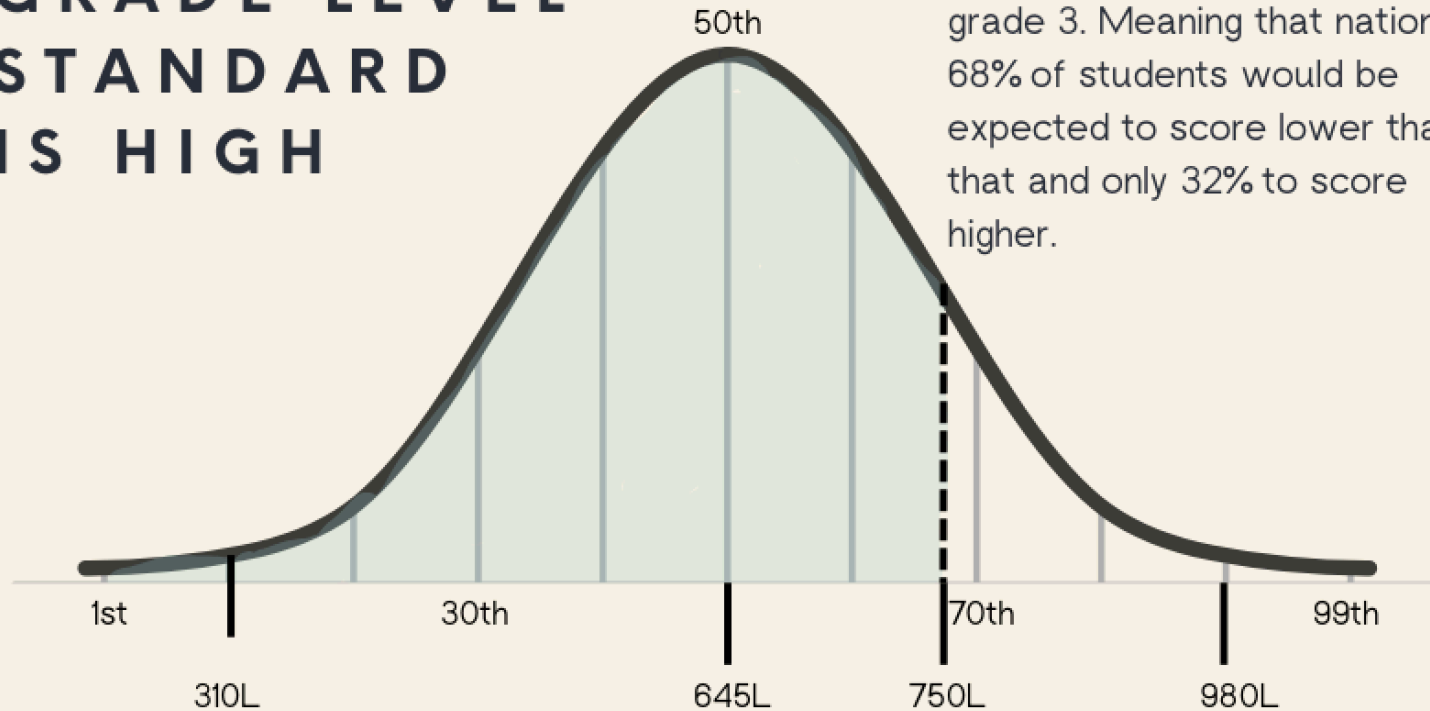


% of K-3 Students Making Typical or Better Growth by EOY



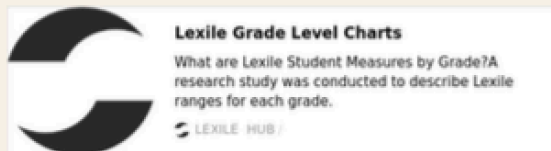
Lately, there has been much discussion around Utah's reading on grade level standard.

UTAH'S READING ON GRADE LEVEL STANDARD IS HIGH



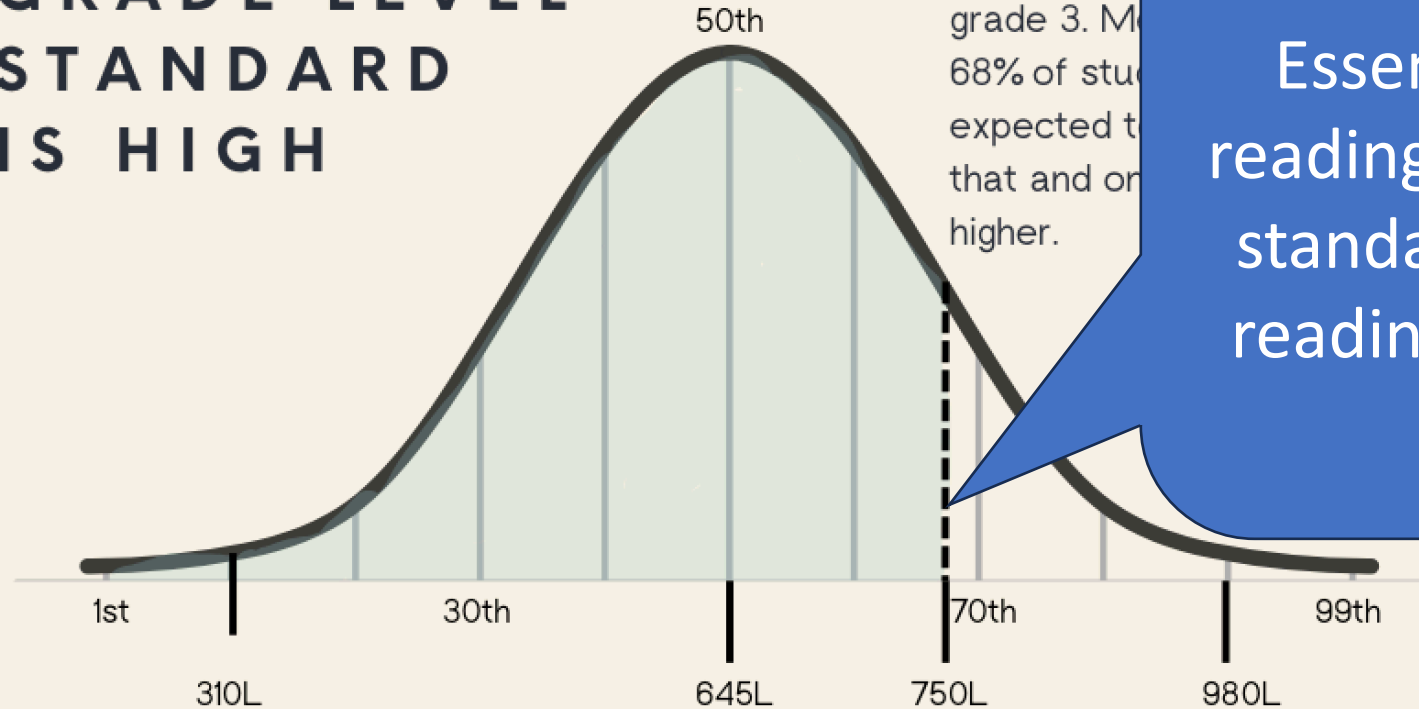
Utah's Reading on Grade Level standard translates to 750 Lexile, which is about the 68th percentile for end-of-year in grade 3. Meaning that nationally, 68% of students would be expected to score lower than that and only 32% to score higher.

Source: The Lexile & Quantile Hub



Utah law states that by the end of the 2026-27 school year, at least 70% of third graders must score at this level. So, 70% are expected to achieve a reading level only 32% achieve nationally.

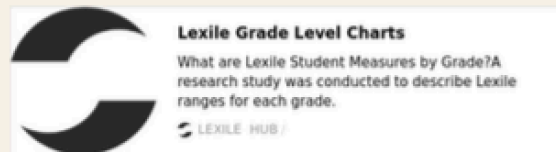
UTAH'S READING ON GRADE LEVEL STANDARD IS HIGH



Utah's Reading on Grade Level standard translates to 750 Lexile, which is the 70th percentile for grade 3. Most students are expected to score at that and on higher.

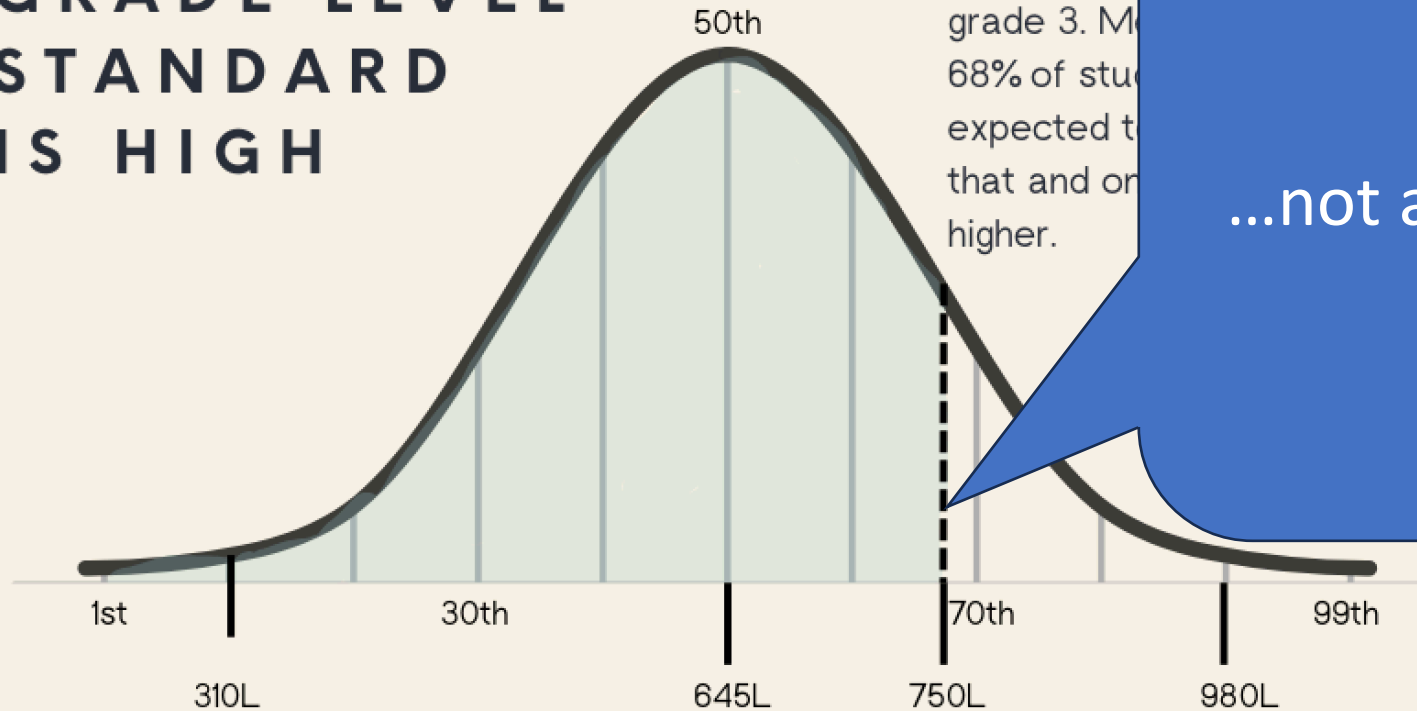
Essentially, Utah's reading on grade level standard is a college readiness standard...

Source: The Lexile & Quantile Hub



Utah law states that by the end of the 2026-27 school year, at least 70% of third graders must score at this level. So, 70% are expected to achieve a reading level only 32% achieve nationally.

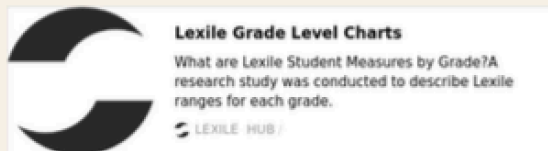
UTAH'S READING ON GRADE LEVEL STANDARD IS HIGH



Utah's Reading on Grade Level standard translates to 750 Lexile, which is the 70th percentile for grade 3. Most students are expected to score at that and on higher.

...not a risk indicator.

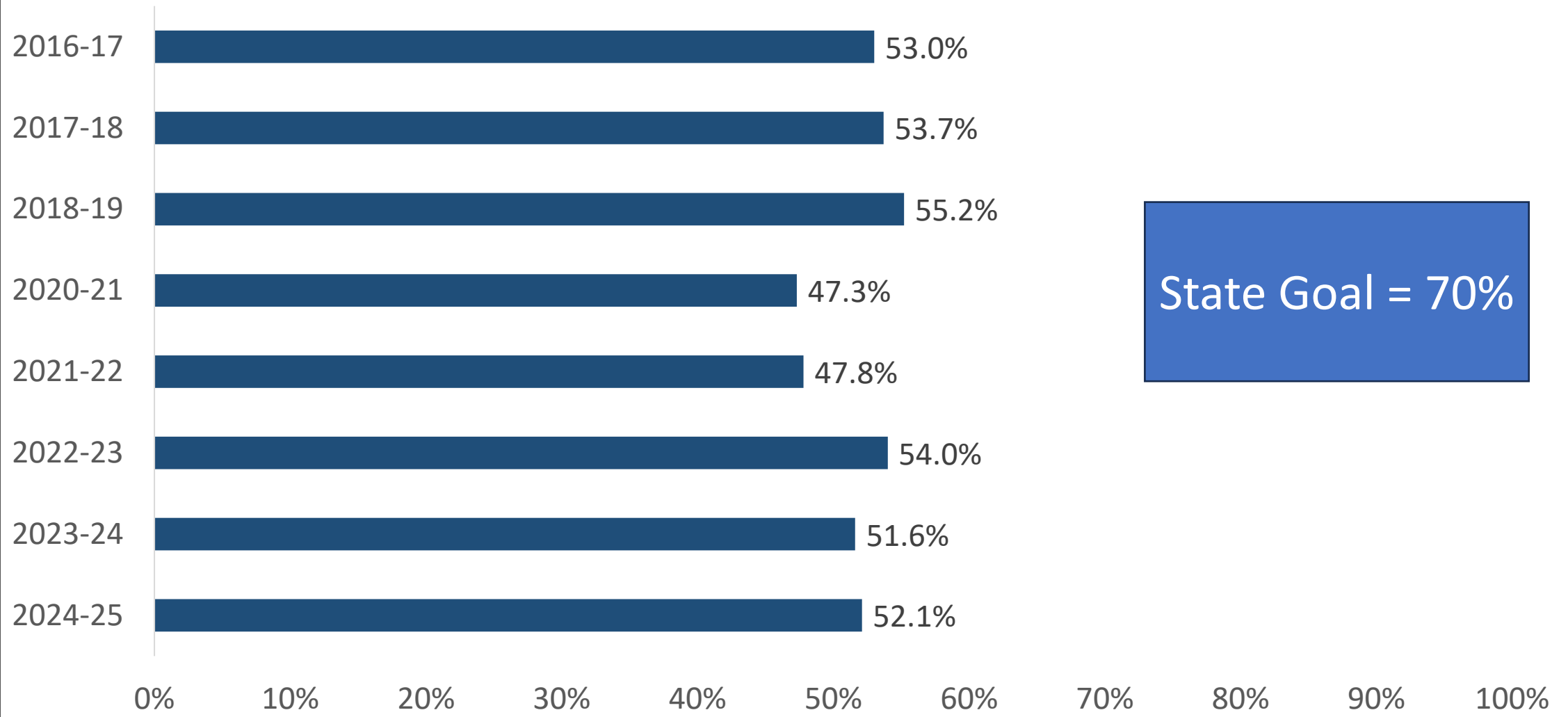
Source: The Lexile & Quantile Hub



Brooke Anderson | @utedudata | brooke@utaheddata.com

Utah law states that by the end of the 2026-27 school year, at least 70% of third graders must score at this level. So, 70% are expected to achieve a reading level only 32% achieve nationally.

% of 3rd Graders Reading on Grade Level



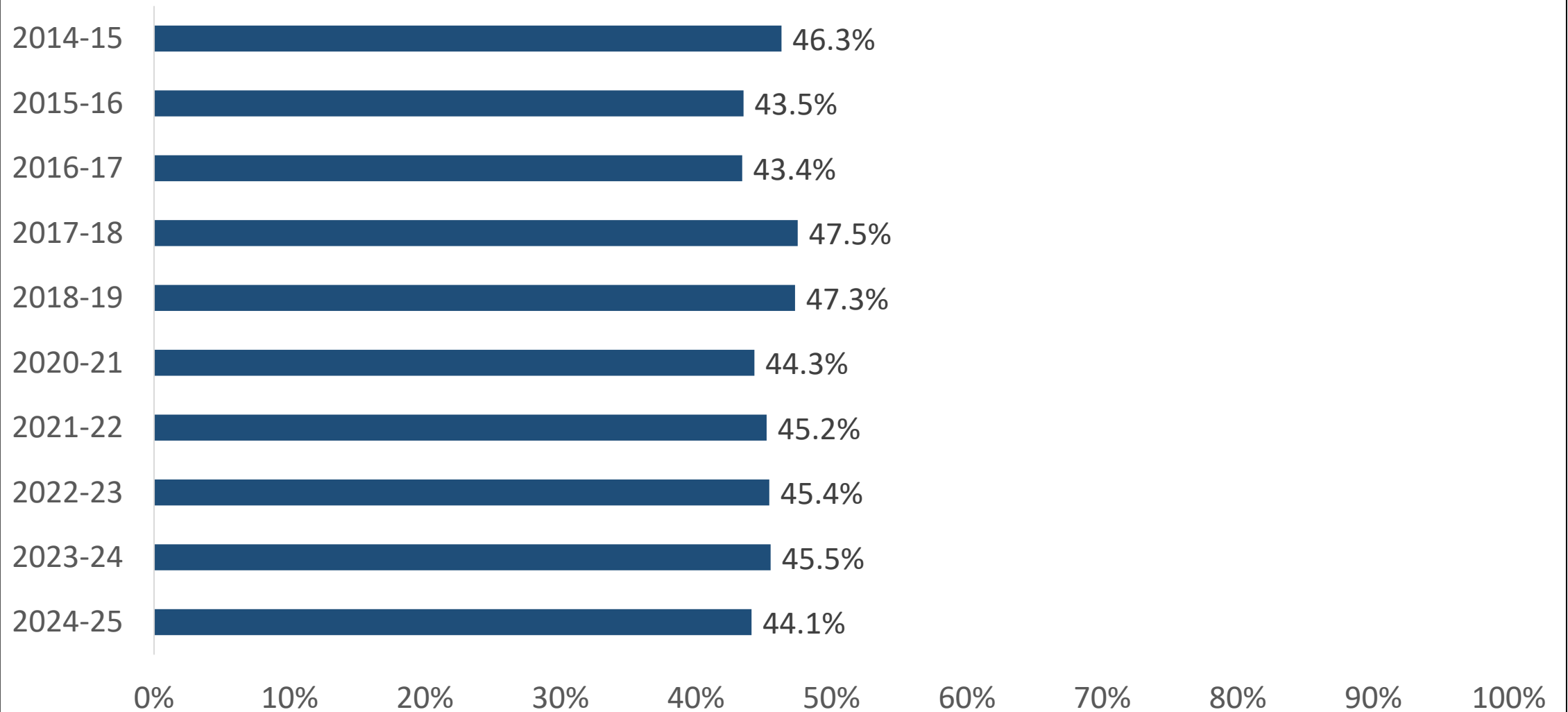
State Goal = 70%

Elementary Level

Assessment	Academic Growth Criteria	Recent Performance History
RISE ELA (Grades 4-6)	Percentage of the District's elementary schools whose most recent year's language arts percent proficient is greater than 90% OR greater than prior year's language arts percent proficient.	<p>% Greater than Prior Year 2021 - 22.2% or 8 schools 2022 – 69.2% or 27 schools 2023 – 48.8% or 20 schools 2024 – 39.0% or 16 schools 2025 – 20.0% or 8 schools</p> <p>2025 Total % Proficient 43.6% (2024= 47.4%)</p>

Goal Not Met

% of Grades 3-6 Students Proficient on RISE ELA



RISE ELA Considerations:

The RISE ELA assessment changed based on the newly approved ELA core approved by USBE.

- **Speaking and Listening items were removed making the assessment a reading test**
- **Cluster questions were introduced**
- **New proficiency cut scores established**
- **Not the same assessment**
 - **Caution is advised when comparing to prior scores**

Grades 3-6 RISE ELA Proficiency: Utah vs. JSD

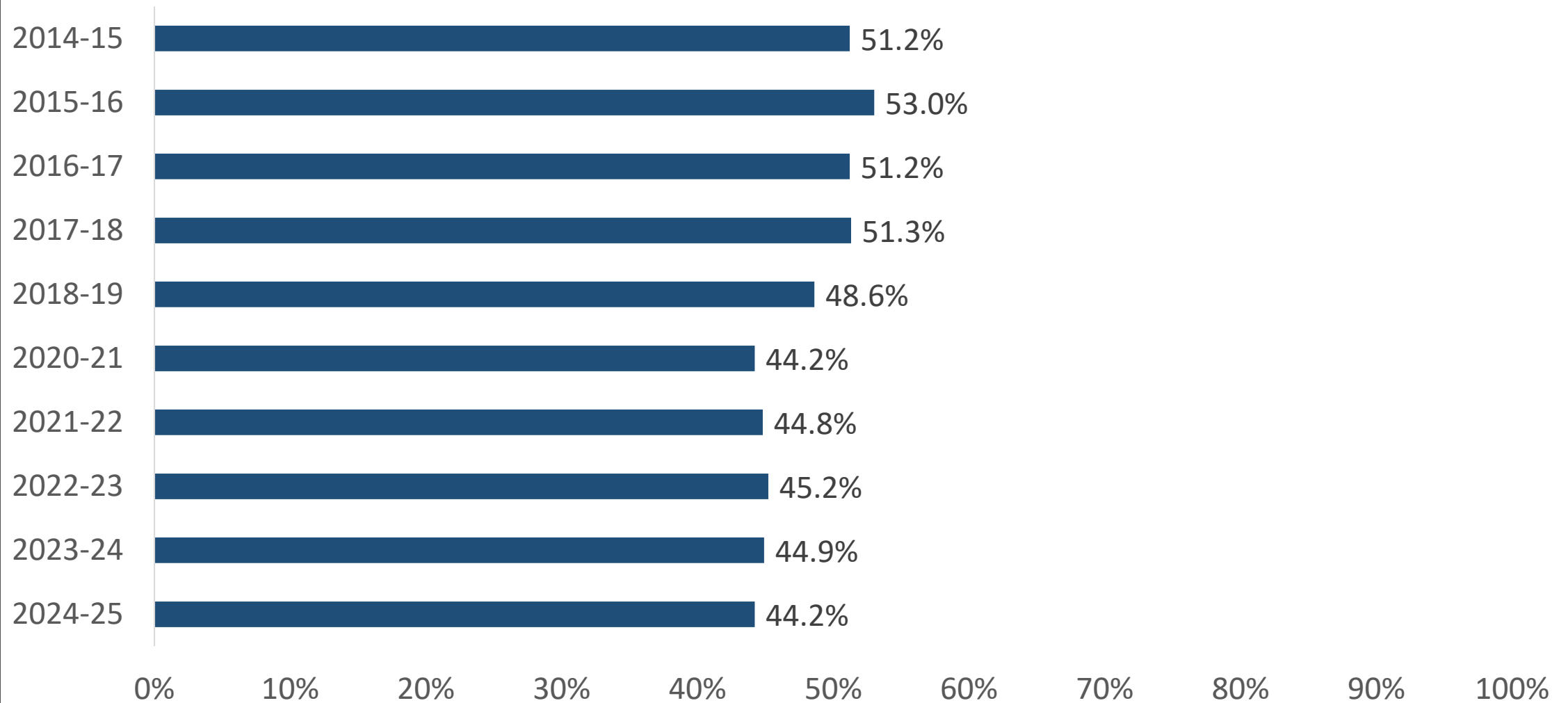
Utah	Jordan School District
2023-24: 46.3%	2023-24: 45.5%
2024-25: 43.5%	2024-25: 44.1%
Difference: -2.8%	Difference: -1.4%

Elementary Level

Assessment	Academic Growth Criteria	Recent Performance History
RISE Math (Grades 4-6)	Percentage of the District's elementary schools whose most recent year's math percent proficient is greater than 90% OR greater than prior year's math percent proficient.	% Greater than Prior Year 2021 - 13.8% or 5 schools 2022 – 51.3% or 20 schools 2023 – 60.9% or 25 schools 2024 – 41.5% or 17 schools 2025 – 50.0% or 20 schools 2025 Total % Proficient 43.2% (2024 = 43.7%)

Goal Met

% of Grades 3-6 Students Proficient on RISE Math

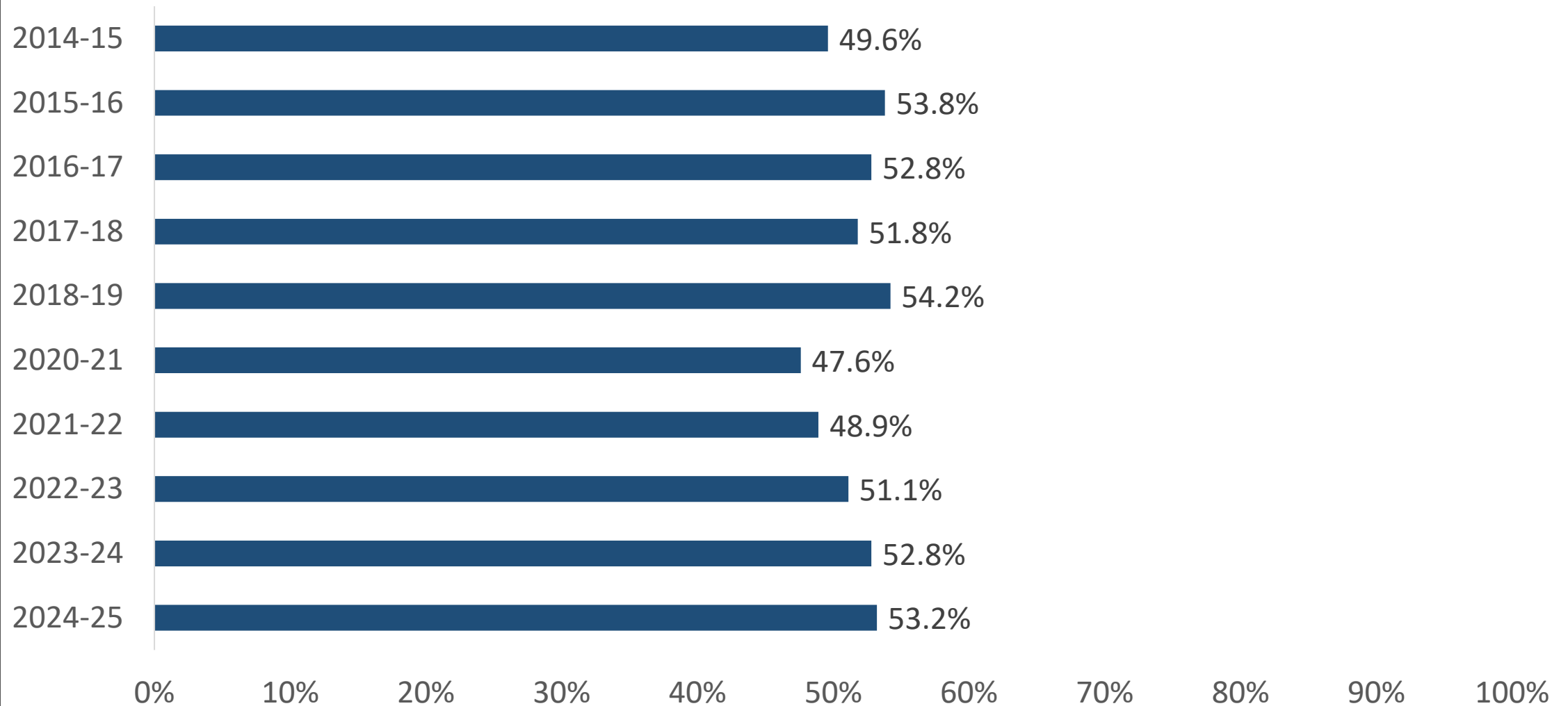


Elementary Level

Assessment	Academic Growth Criteria	Recent Performance History
RISE Science (Grades 4-6)	Percentage of the District's elementary schools whose most recent year's science percent proficient is greater than 90% OR greater than prior year's science percent proficient.	<p>% Greater than Prior Year 2021 - 11.1% or 4 schools 2022 – 56.4% or 22 schools 2023 – 75.6% or 31 schools 2024 – 58.5% or 24 schools 2025 – 57.5% or 23 schools</p> <p>2025 Total % Proficient 53.2% (2023 = 52.8%)</p>

Goal Not Met

% of Grades 4-6 Students Proficient on RISE Science



Middle School Monitoring Criteria

Middle Level

Assessment	Academic Growth Criteria	Recent Performance History
9th Grade Credit Deficiencies	Students advance to high school with full credits and in line for graduation. Evidenced by decreasing number of students who are credit-deficient at the end of 9th grade less than 10% OR less than the credit deficiency rate for the previous year's class.	% Credit Deficient less than previous year 2020 – 13.7% 2021 – 20.5% 2022 – 17.6% 2023 – 16.5% 2024 – 18.6% 2025 – 17.9%

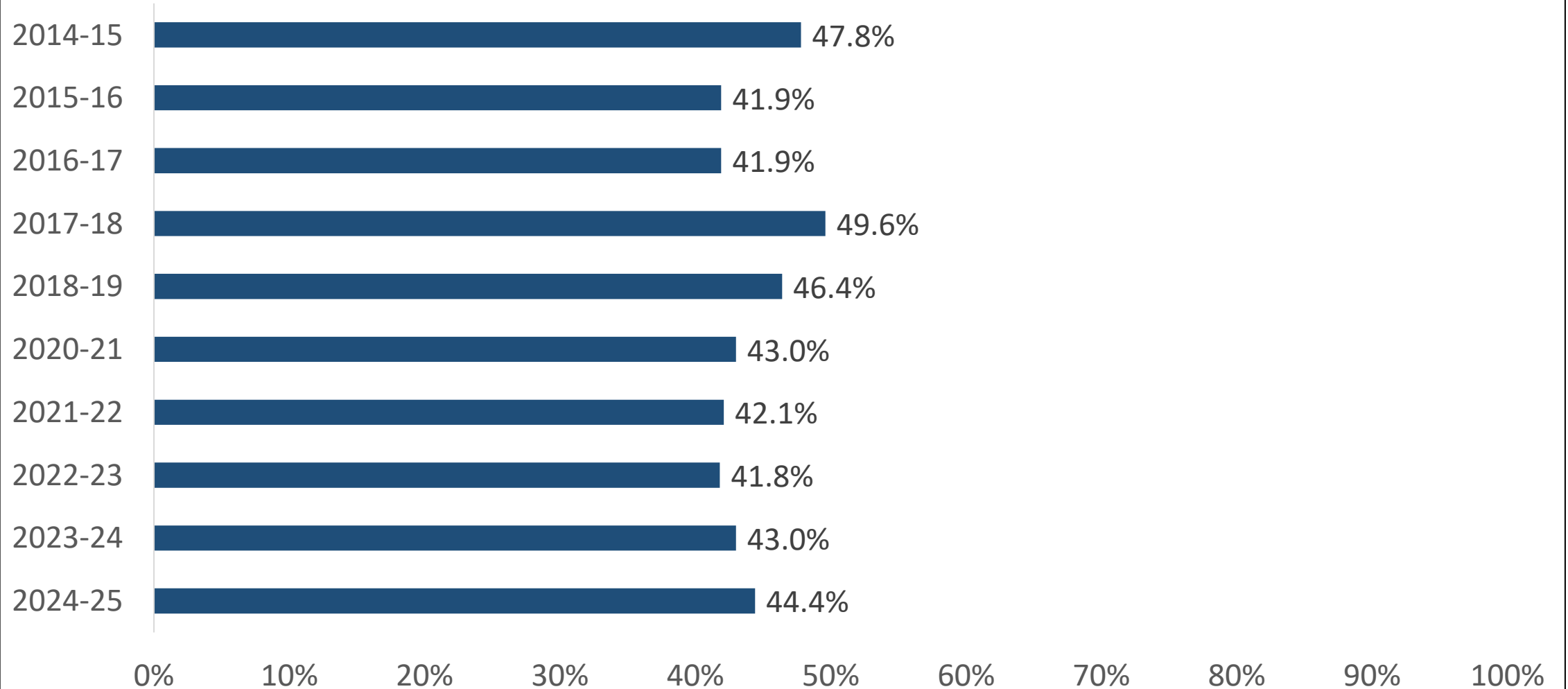
Goal Met

Middle Level

Assessment	Academic Growth Criteria	Recent Performance History
<p>RISE ELA (Grades 7-8)</p>	<p>Percentage of the District's middle schools whose most recent year's language arts percent proficient is greater than 90% OR greater than prior year's language arts percent proficient.</p>	<p>% Greater than Prior Year 2021 - 20% or 2 schools 2022 – 50% or 6 schools 2023 – 30.8% or 4 schools 2024 – 62.9% or 9 schools 2025 – 76.9% or 10 schools</p> <p>2025 Total % Proficient 44.4% (2023 = 43.0%)</p>

Goal Met

% of Grades 7-8 Students Proficient on RISE ELA



Grades 7-8 RISE ELA Proficiency: Utah vs. JSD

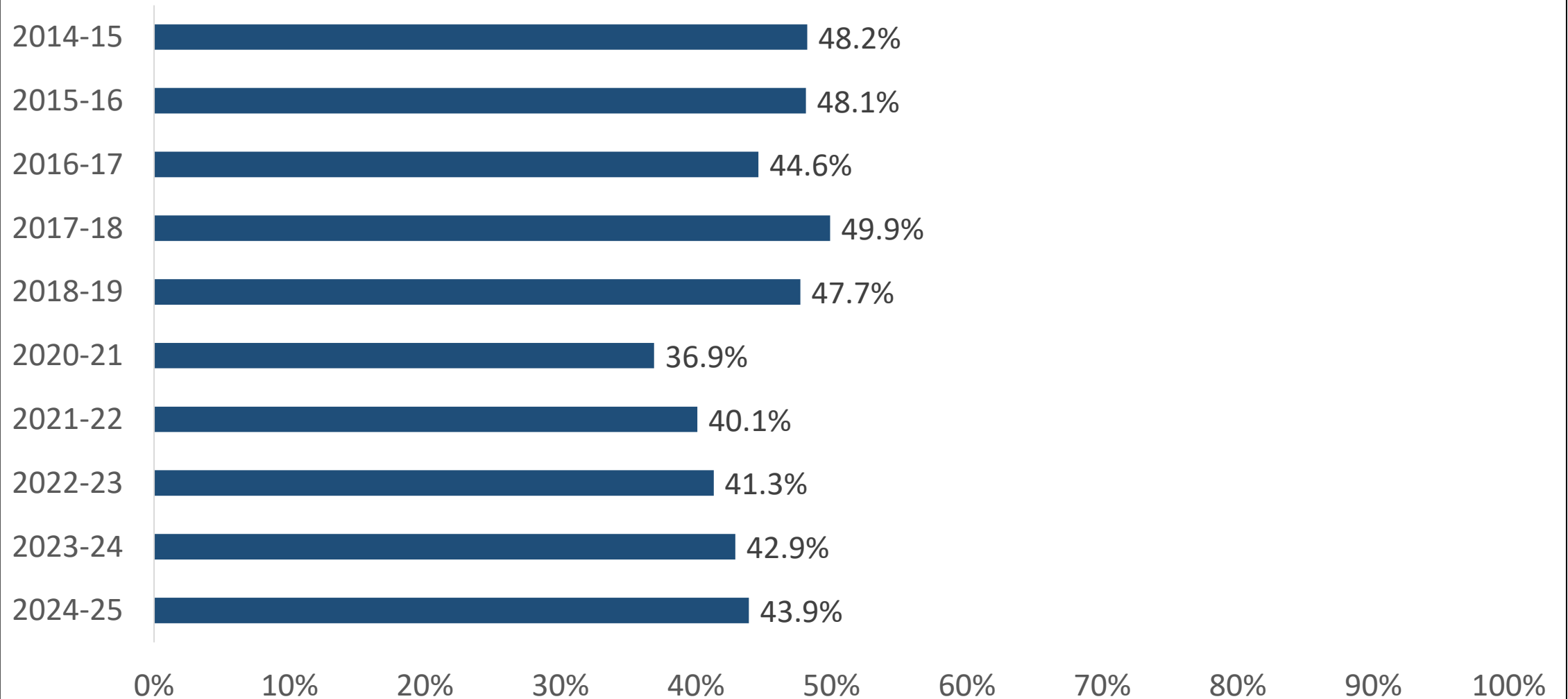
Utah	Jordan School District
2023-24: 42.3%	2023-24: 43.0%
2024-25: 42.2%	2024-25: 44.4%
Difference: -0.1%	Difference: +1.4%

Middle Level

Assessment	Academic Growth Criteria	Recent Performance History
<p>RISE Math (Grades 7-8)</p>	<p>Percentage of the District's middle schools whose most recent year's math percent proficient is greater than 90% OR greater than prior year's math percent proficient.</p>	<p>% Greater than Prior Year 2021 - 0% or 0 schools 2022 – 75% or 9 schools 2023 – 46.2% or 6 schools 2024 – 53.8% or 7 schools 2025 – 61.5% or 8 schools</p> <p>2025 Total % Proficient 43.9% (2024 = 42.9%)</p>

Goal Met

% of Grades 7-8 Students Proficient on RISE Math

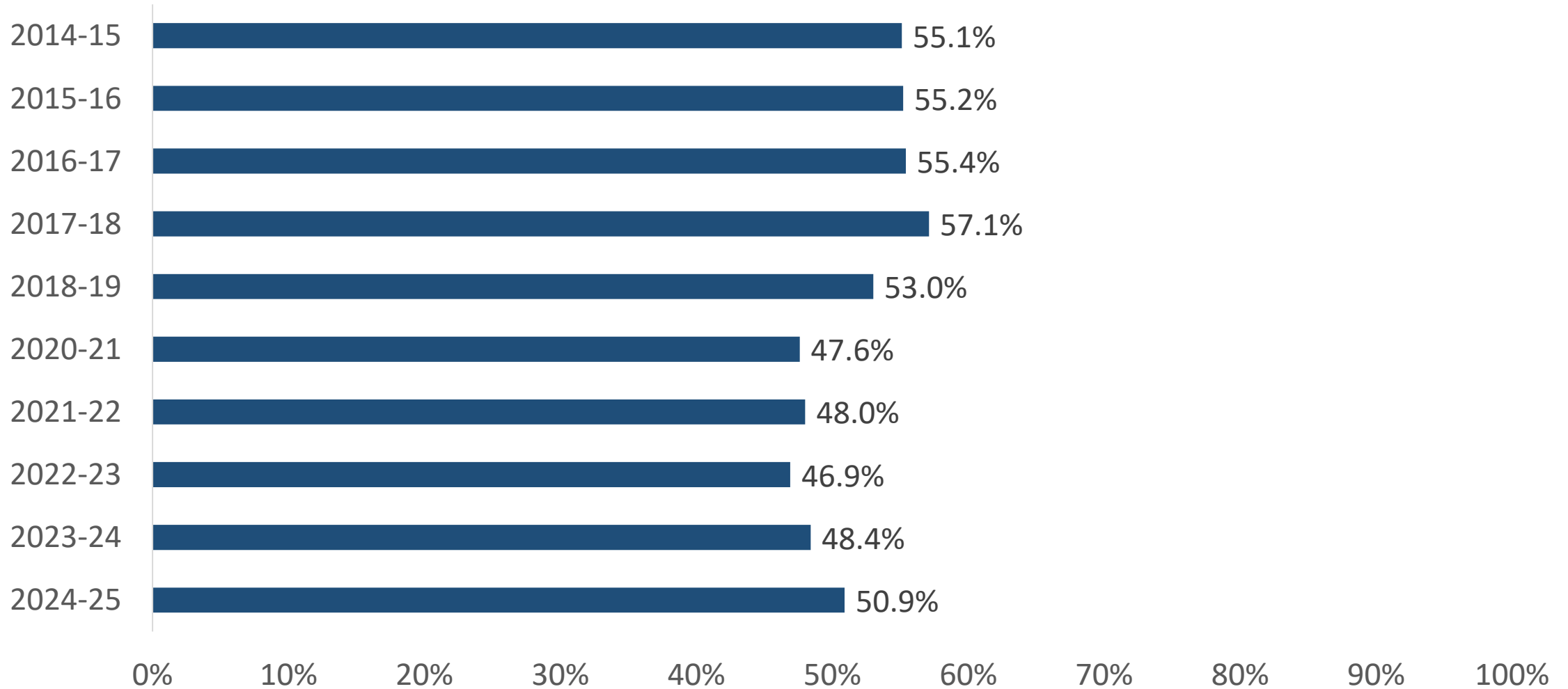


Middle Level

Assessment	Academic Growth Criteria	Recent Performance History
<p>RISE Science (Grades 7-8)</p>	<p>Percentage of the District's middle schools whose most recent year's science percent proficient is greater than 90% OR greater than prior year's science percent proficient.</p>	<p>% Greater than Prior Year 2021 - 10% or 1 schools 2022 – 66.7% or 8 schools 2023 – 23.1% or 3 schools 2024 – 62.9% or 9 schools 2025 – 84.6% or 11 schools</p> <p>2025 Total % Proficient 50.9% (2024 = 48.4%)</p>

Goal Met

% of Grades 7-8 Students Proficient on RISE Science

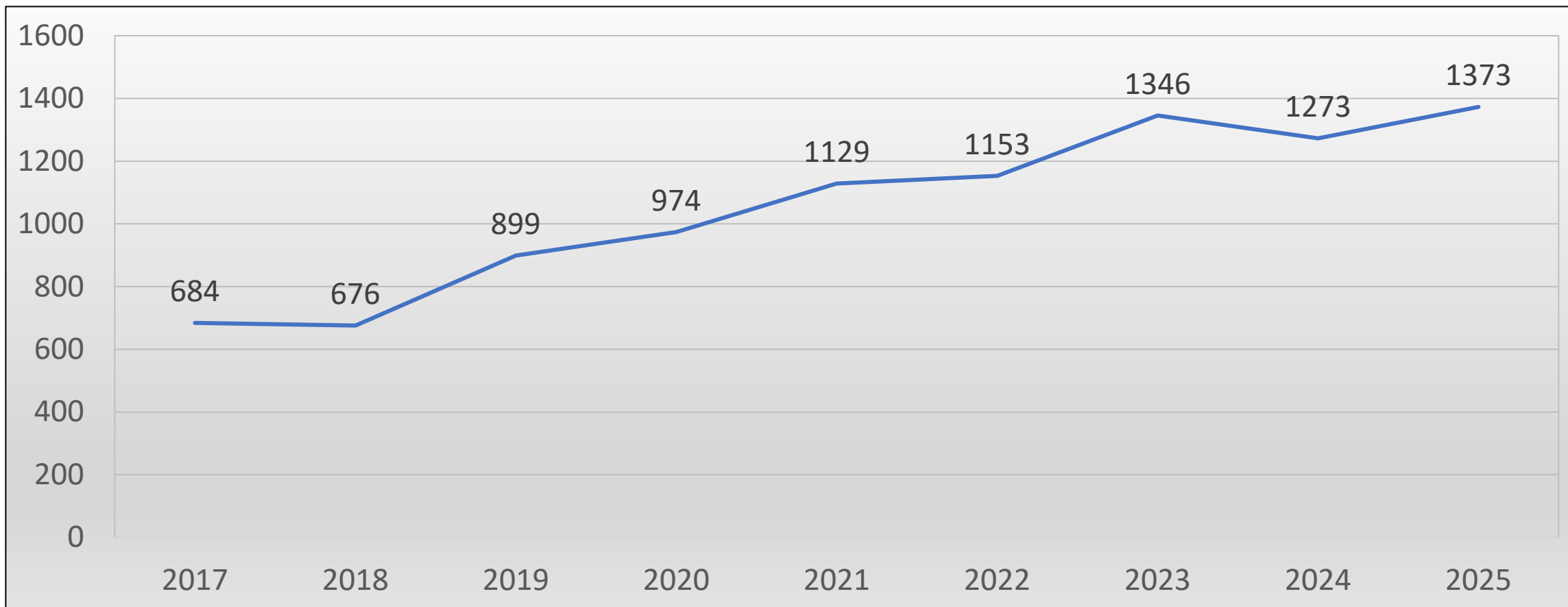


Middle Level

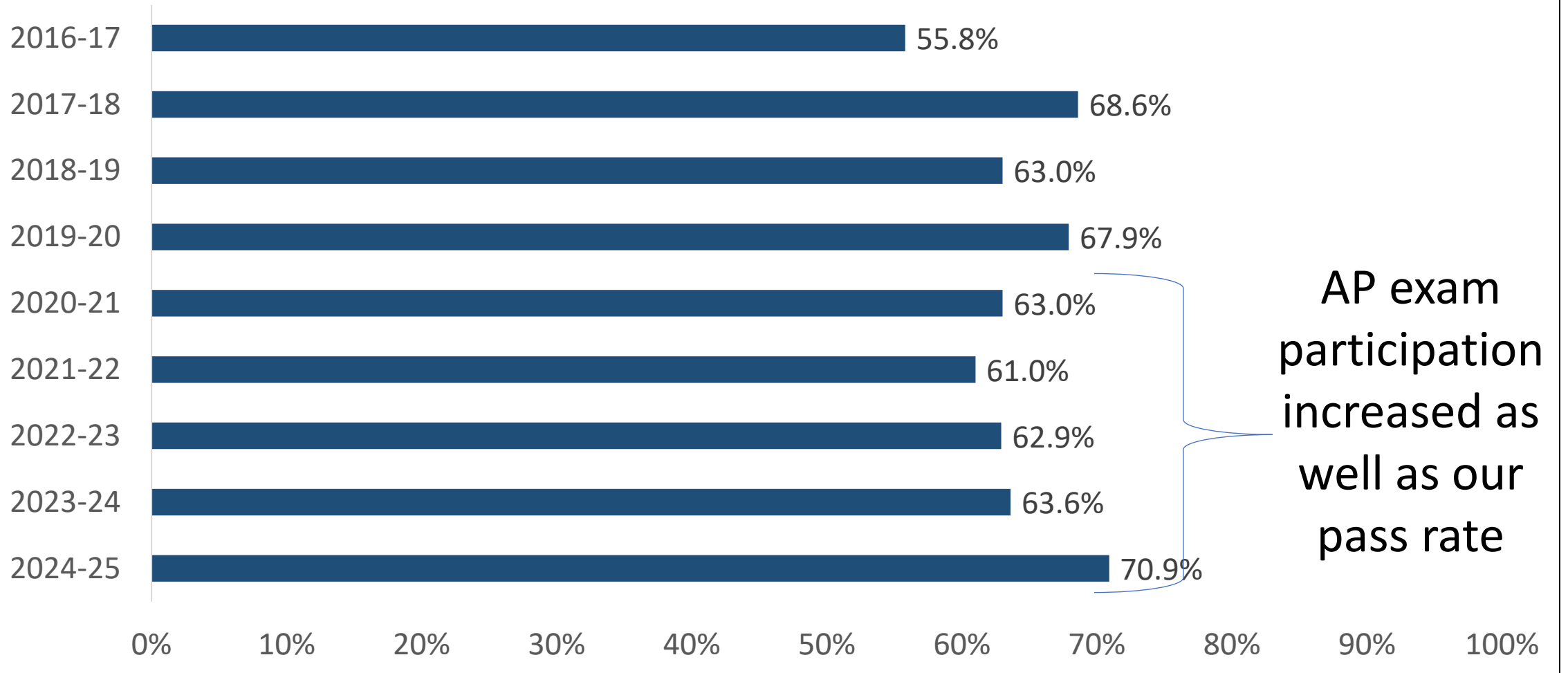
Assessment	Academic Growth Criteria	Recent Performance History
AP	Percentage of AP tests passed for the most recent year is greater than 80% OR greater than percentage of AP tests passed for the prior year.	% Greater than Prior Year 2020 – 67.9% pass rate 2021 – 63.0% pass rate 2022 – 61.0% pass rate 2023 – 62.9% pass rate 2024 – 63.6% pass rate 2025 – 70.9% pass rate

Goal Met

Middle School AP Exam Participation, 2017-2025



MS AP Exam Pass Rate



The 2024-25 results represent the highest pass rate achieved thus far.

2025 Middle School AP Exams

AP Exam	# of Students Participating	Pass Rate
Biology*	21	61.9%
Chinese Language & Culture	107	66.7%
Environmental Science*	170	76.7%
French Language & Culture	39	57.9%
Human Geography	967	71.5%
Spanish Language & Culture	69	65.7%

*Highest pass rate achieved thus far.

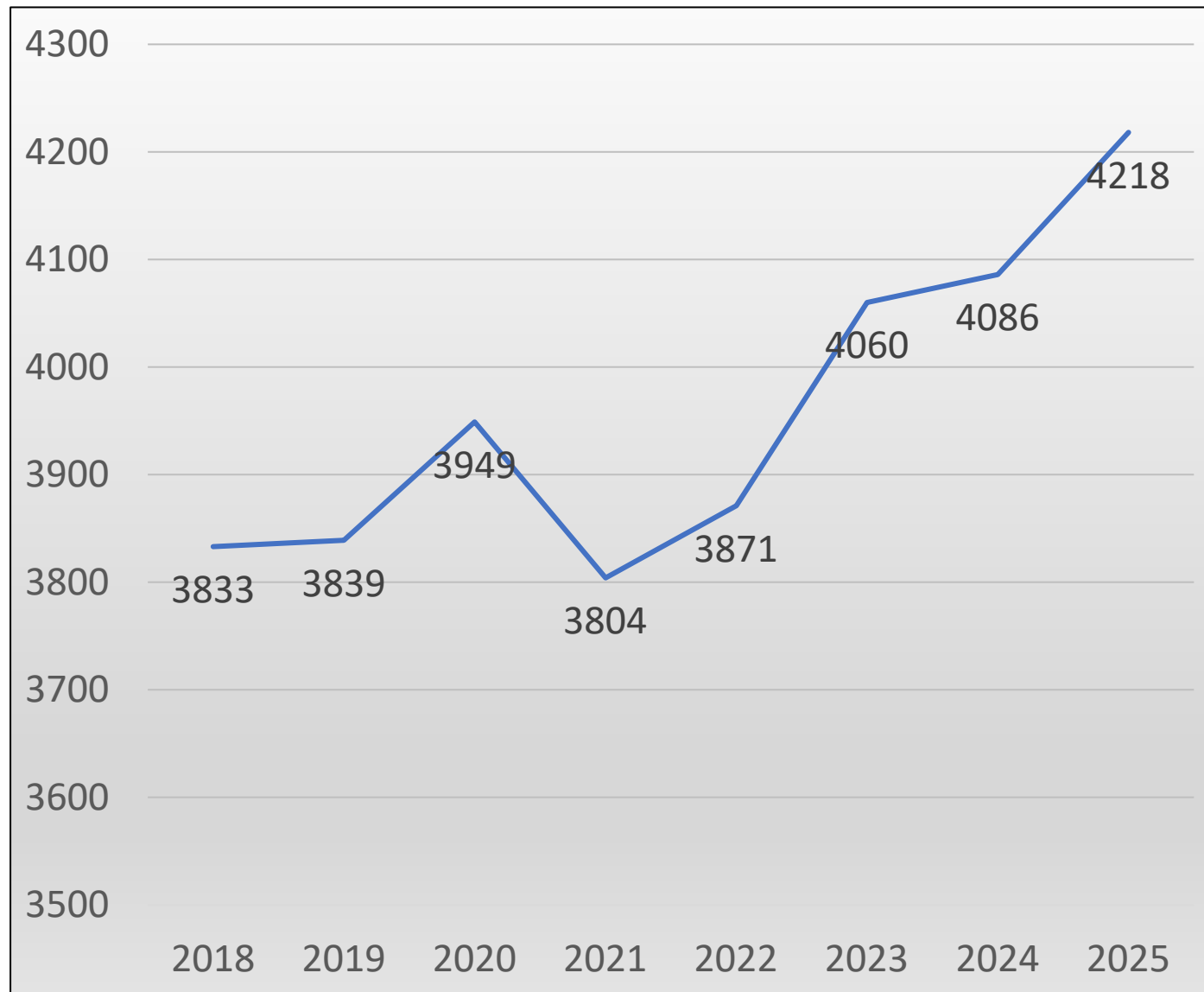
High School Monitoring Criteria

High School Level

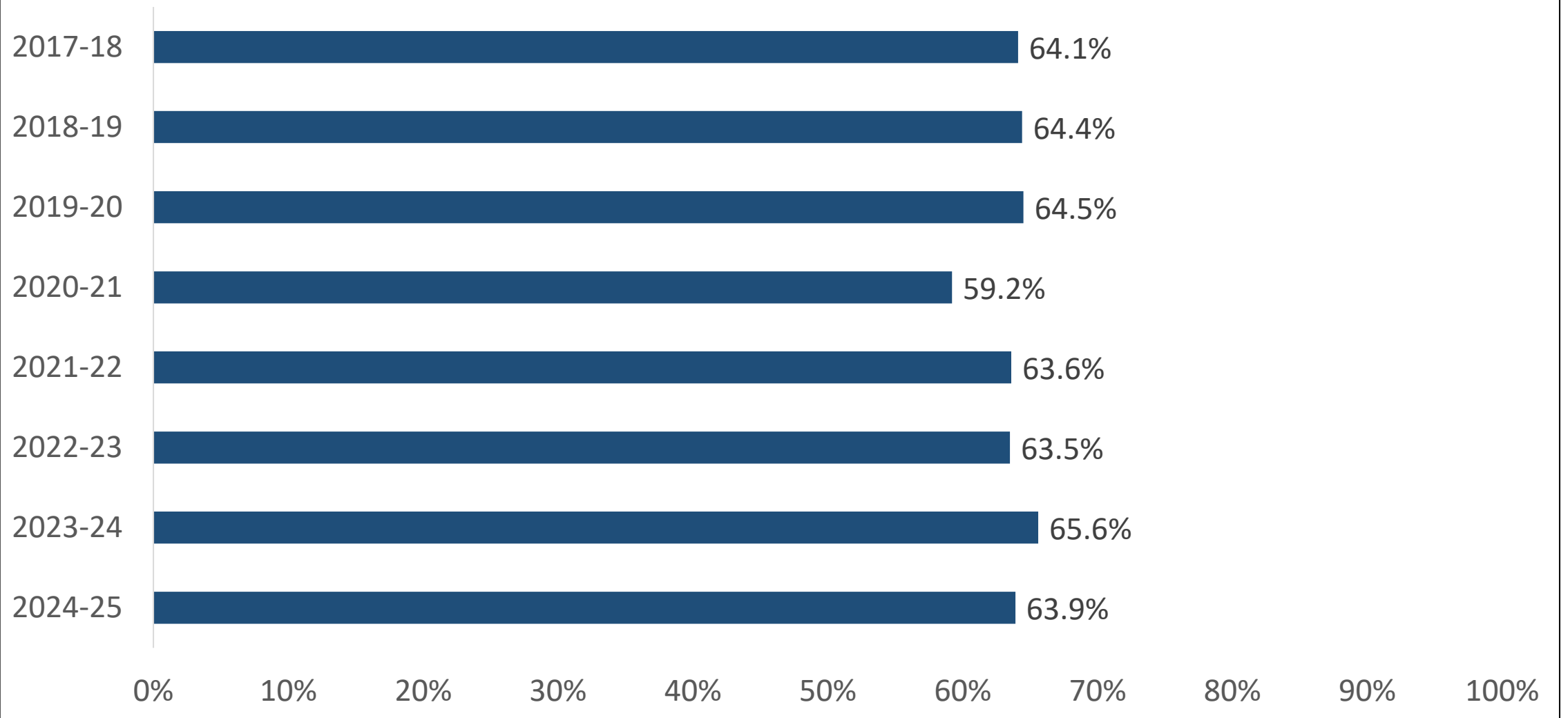
Assessment	Academic Growth Criteria	Recent Performance History
<p>ACT</p>	<p>Percentage of the District's 11th grade students meeting all four benchmarks is higher than the prior year's percentage OR the District's percentage of 11th grade students with a composite score of 18 or higher is greater than the prior year's percentage.</p>	<p>% Meeting all 4 Benchmarks 2022 – 19.9% 2023 – 19.8% 2024 – 22.2% 2025 – 20.1%</p> <p>% Earning an 18+ Composite Score 2022 – 63.6% 2023 – 63.5% 2024 – 65.6% 2025 – 63.9%</p>

Goal Not Met

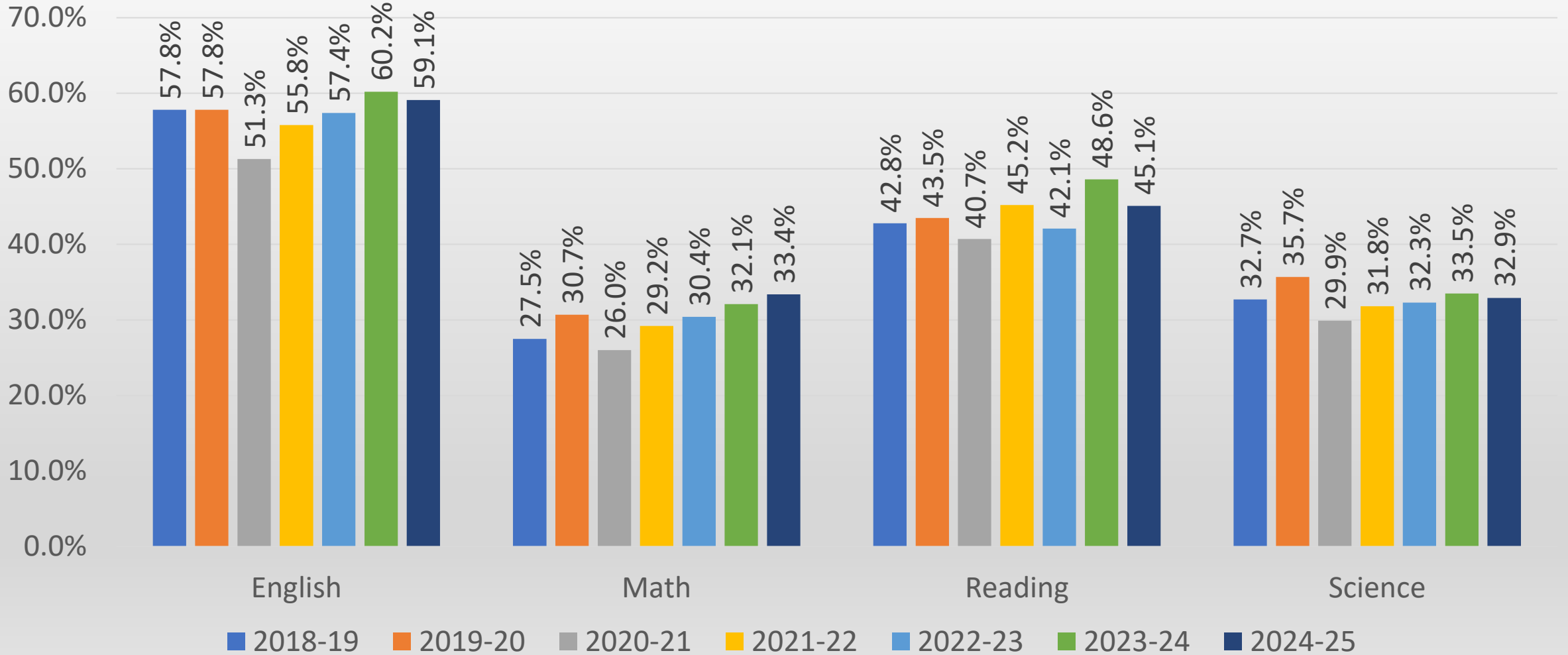
11th Grade ACT Student Participation



% of Students with Composite Score of 18+



% of Students Meeting College Readiness Benchmarks, 2019-2025

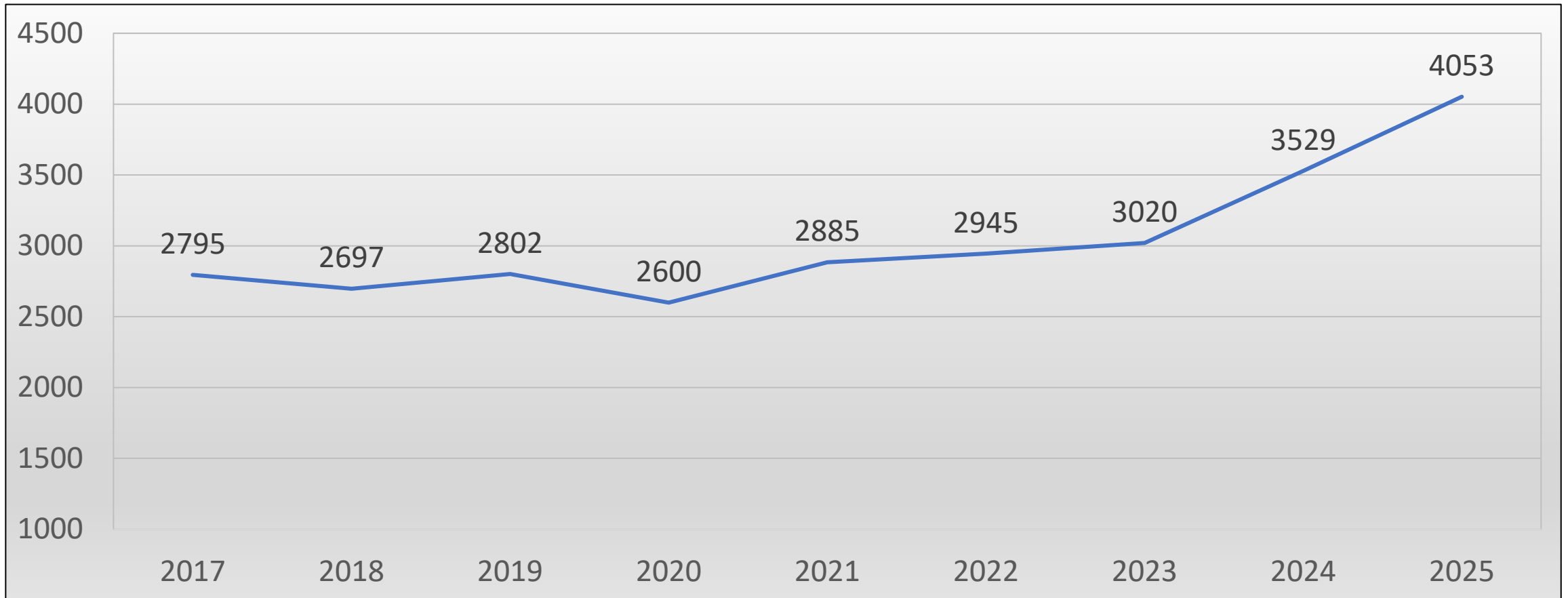


High School Level

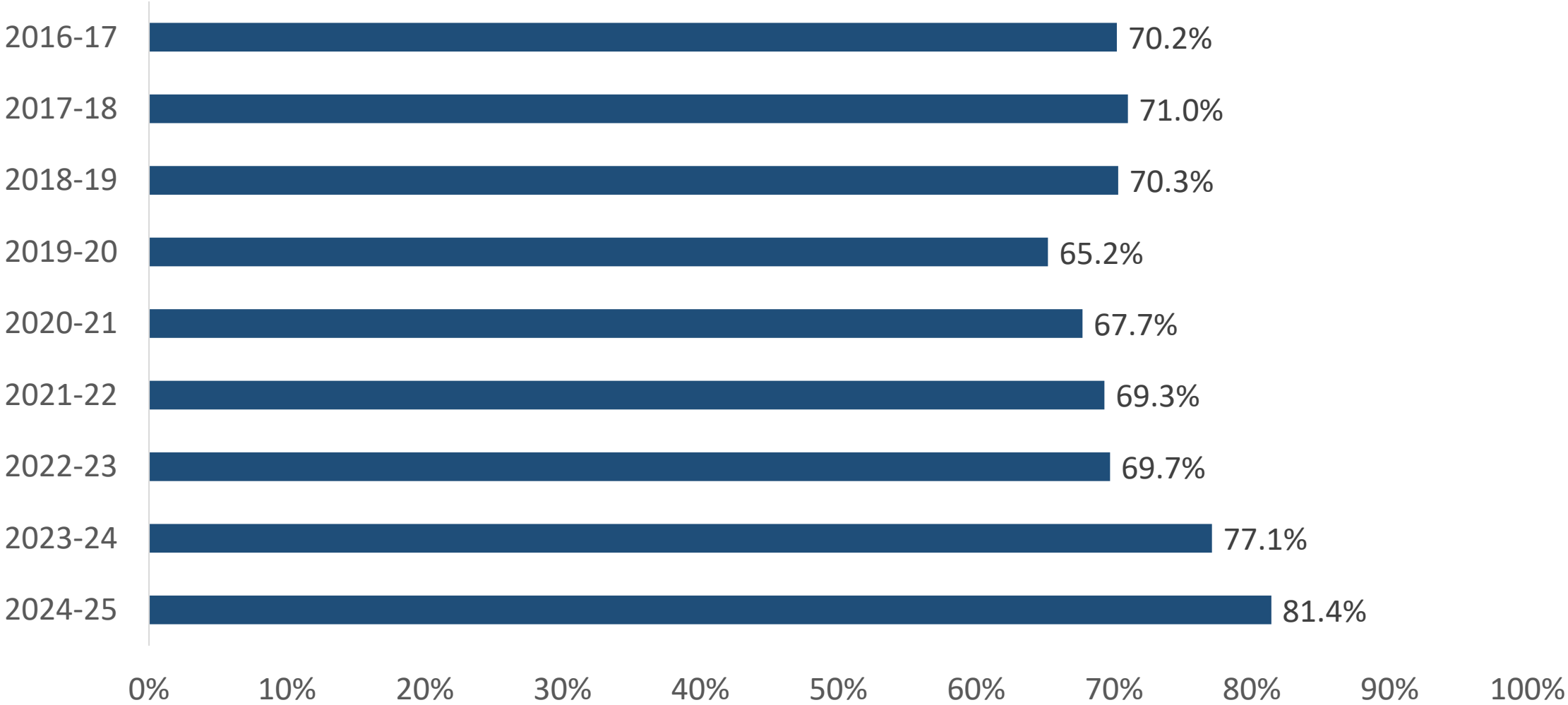
Assessment	Academic Growth Criteria	Recent Performance History
AP	Percentage of AP tests passed for the most recent year is greater than 80% OR greater than percentage of AP tests pass rate for the prior year.	% Greater than Prior Year 2020 – 65.3% pass rate 2021 – 67.9% pass rate 2022 – 69.1% pass rate 2023 – 69.7% pass rate 2024 – 76.9% pass rate 2025 – 81.4% pass rate

Goal Met

High School AP Exam Participation, 2017-2025



High School AP Exam Pass Rate



The 2024-25 results represent the highest pass rate achieved thus far.

High School Level

Assessment	Academic Growth Criteria	Recent Performance History
Concurrent Enrollment	The Oct. 1 enrollment percentage of students participating in concurrent enrollment courses for the most recent year is greater than the percentage of the previous year OR the number of concurrent enrollment credits earned during the most recent year is greater than the number of concurrent enrollment credits earned during the previous year.	% of Enrollment 2021 – 24.4% 2022 – 27.0% 2023 – 25.8% 2024 = 26.7% 2025 – 27.7% # of Credits Earned 2021 – 4,470 2022 – 5,193 2023 – 5,667 2024 – 6,206 2025 – 5,938

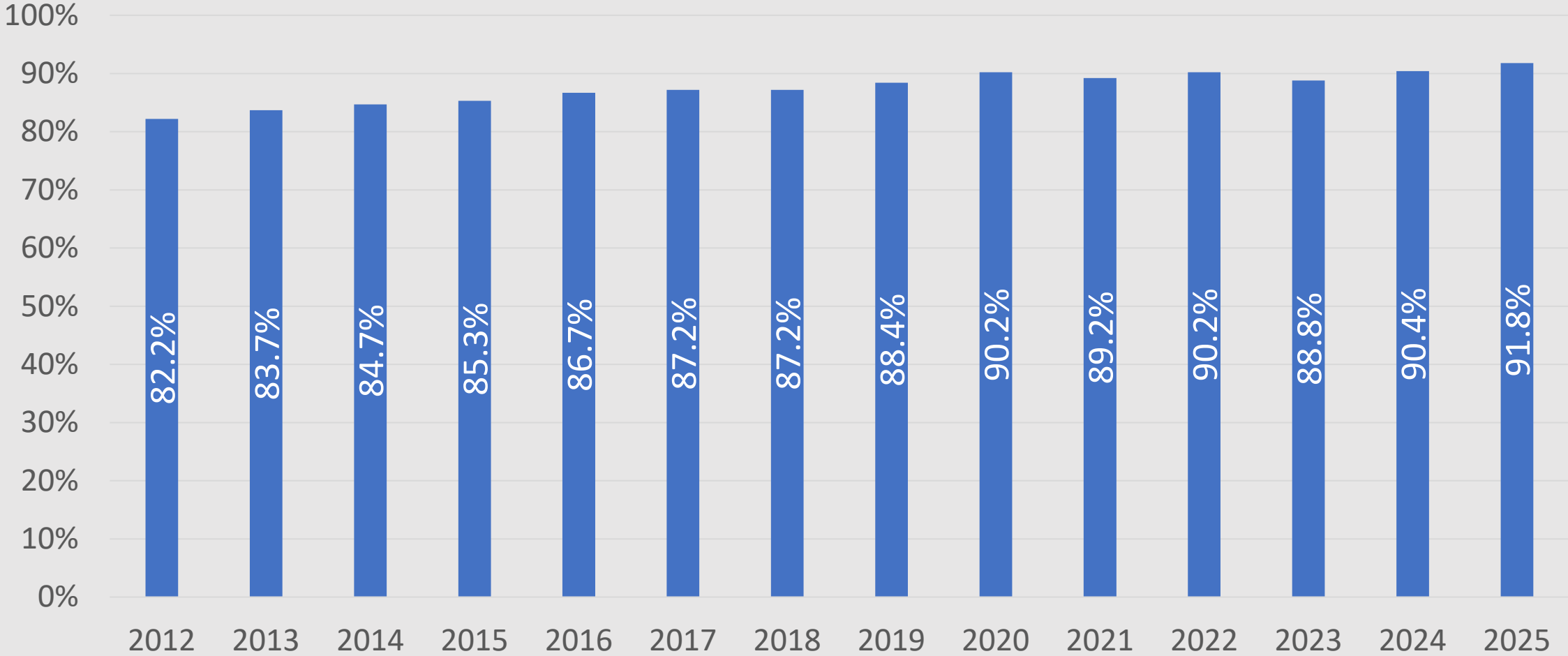
Goal Met

High School Level

Assessment	Academic Growth Criteria	Recent Performance History
Graduation Rate	The graduation rate for the most recent year's graduating class is greater than 90% OR greater than the graduation rate for the previous year's graduating class.	% Greater than Prior Year 2020 - 90.2% 2021 - 89.2% 2022 - 90.2% 2023 - 88.8% 2024 - 90.4% 2025 - 91.8%

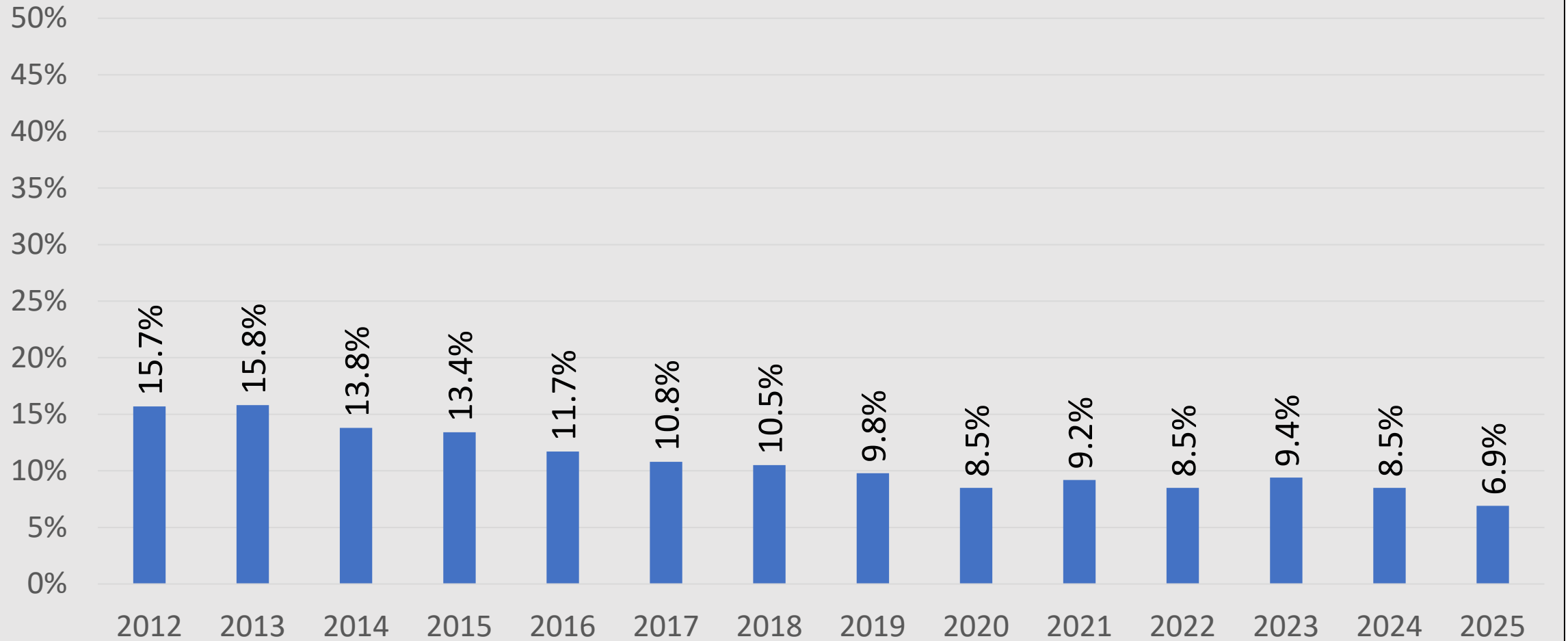
Goal Met

Graduation Rates Over Time



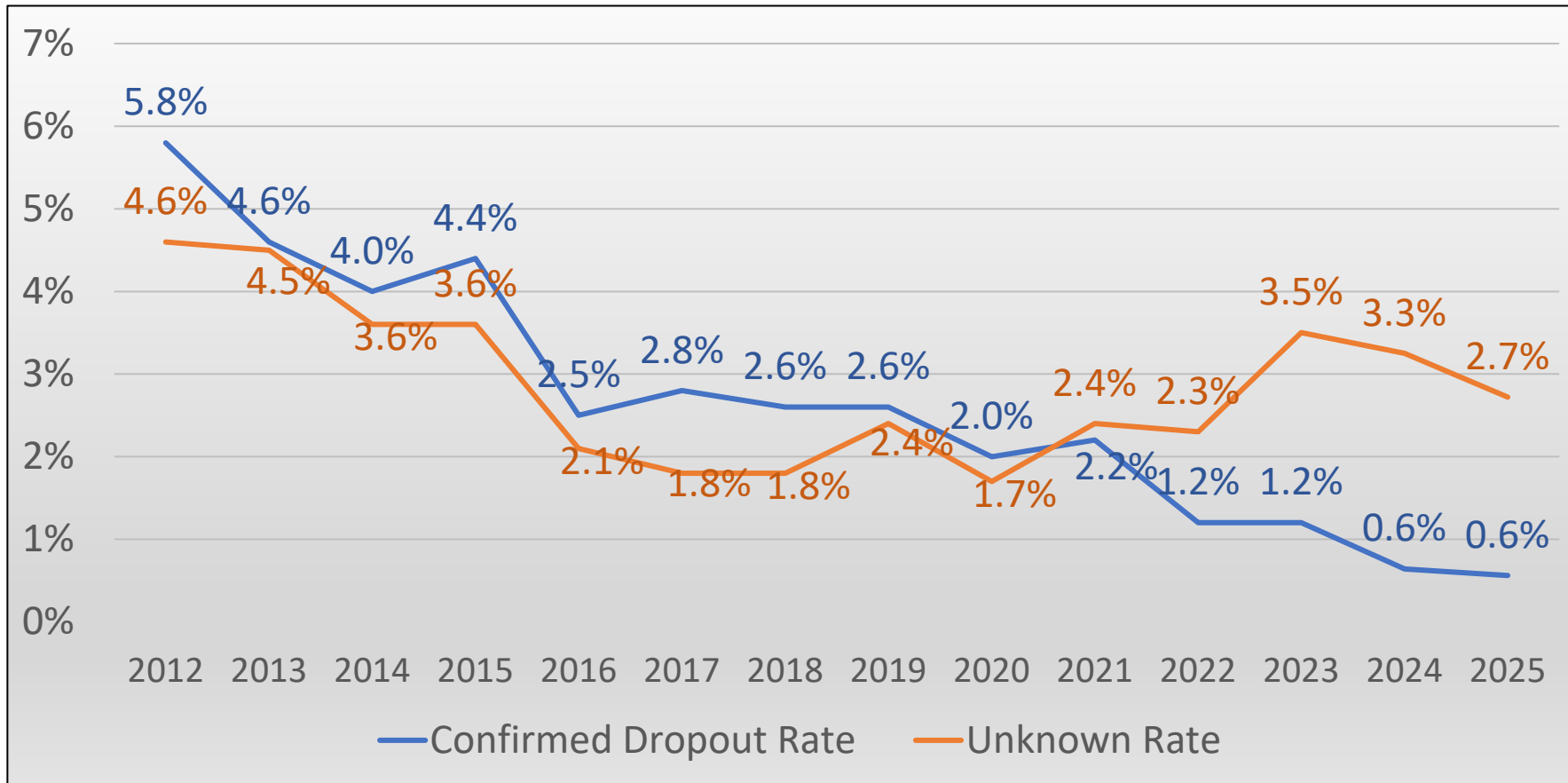
The 2025 graduation rate is the highest it's ever been.

Dropout Rates Over Time



The 2025 dropout rate is the lowest it's ever been.

Rates of Non-Graduation Statuses



Confirmed Dropout Rate = High schools have confirmed that these students dropped out

Unknown Rate = High schools have been unable to locate students who withdrew, stating that they were enrolling somewhere else, but didn't actually enroll there

High School Level

Assessment	Academic Growth Criteria	Recent Performance History
<p>CTE Certifications</p>	<p>The District's most recent year's percentage of concentrators passing a skill test in a program of study of concentration in one of the foundation courses is greater than the previous year's percentage; OR the State negotiated percentage for the most recent year.</p> <p>*The state releases this information the second half of December every year</p>	<p>% Greater than Prior Year</p> <p>2021 – 88.3%</p> <p>2022 – 90.0%</p> <p>2023 – 91.5%</p> <p>2024 –</p> <p>State Negotiated Percentage</p> <p>2021 – 77.2%</p> <p>2022 – 78.8%</p> <p>2023 – 79.6%</p> <p>2024 -</p>

Information not yet released by USBE

In Summary:

Elementary Ends Criteria	Goal Met?
3 rd grade EOY percentage on benchmark is greater than prior year:	No
RISE ELA percent proficient is greater than prior year:	No
RISE math percent proficient is greater than prior year:	Yes
RISE science percent proficient is greater than prior year:	No

In Summary:

Middle School Ends Criteria	Goal Met?
Percentage of 9 th grade credit deficiencies is less than prior year:	Yes
RISE ELA percent proficient is greater than prior year:	Yes
RISE math percent proficient is greater than prior year:	Yes
RISE science percent proficient is greater than prior year:	Yes
AP pass rate is greater than prior year:	Yes

In Summary:

High School Ends Criteria	Goal Met?
Percentage of 11 th grade students meeting all 4 benchmarks or the percentage of students with 18+ is greater than prior year:	No
AP pass rate is greater than prior year:	Yes
The percentage of students enrolled in or number of credits received in concurrent enrollment courses is greater than prior year:	Yes
Graduation rate is greater than 90% or greater than the graduation rate from the prior year:	Yes
Percentage of CTE concentrators passing a skill test is greater than the prior year or the state negotiated percentage:	Info Unavailable

Additional Data Using New Ends Policy Measurements from the Strategic Plan



High Quality Instruction

Ends Policy: Students will seek out academic challenges and engage with each other and their community in real-world activities and discussions, and teachers will be prepared to engage students as measured by proficiency and growth in Acadience Reading and Math, RISE, Utah Aspire Plus, ACT, and DLM.

Student Academic Achievement Impact Metrics

For the High Quality Instruction pillar, the Board has discussed the following assessments as measurement criteria for both proficiency and growth:

- Acadience Math (K-3)*
- Acadience Reading (K-6)
- RISE (3-8)
- Utah Aspire Plus (9-10)*
- ACT (11)
- DLM (3-11)*

* These assessments were not included in the previous Ends Policies.

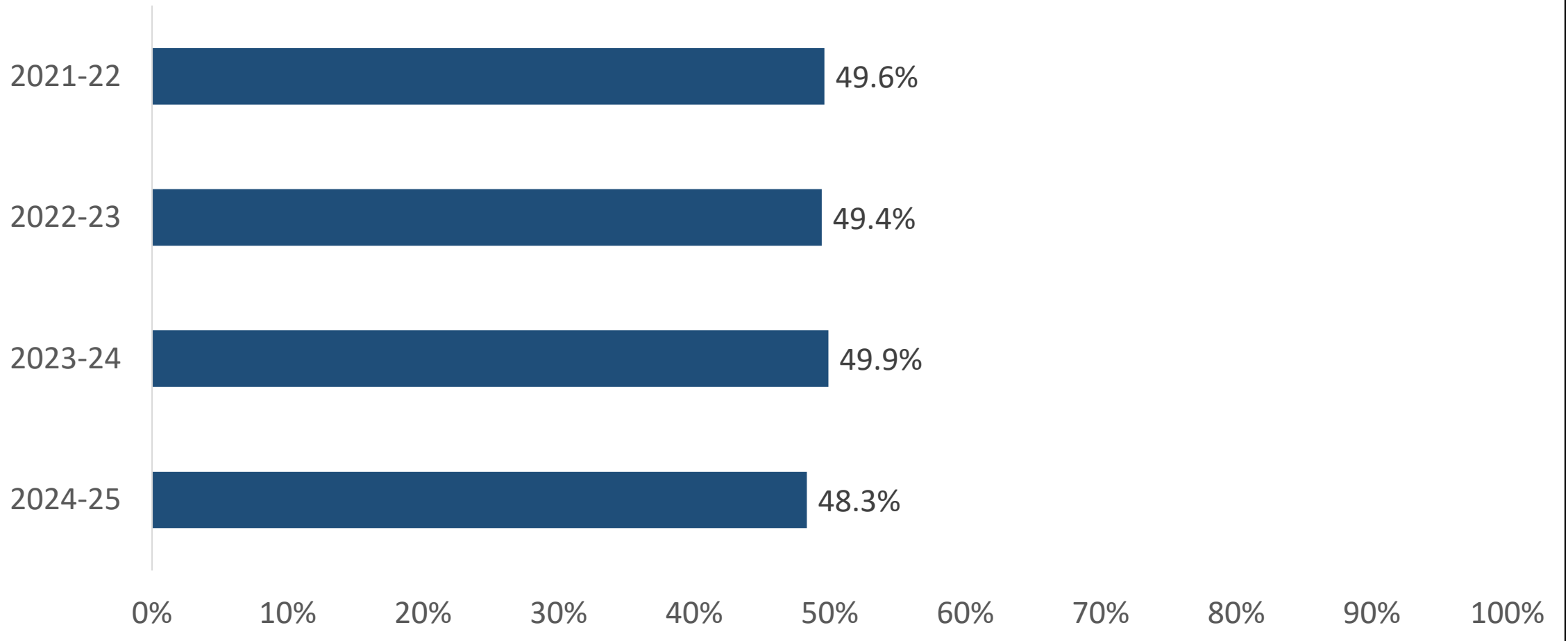
About Acadience Math:

Acadience Math assesses early numeracy skills of K-3 students in a one-on-one setting as well as group-administered quizzes.

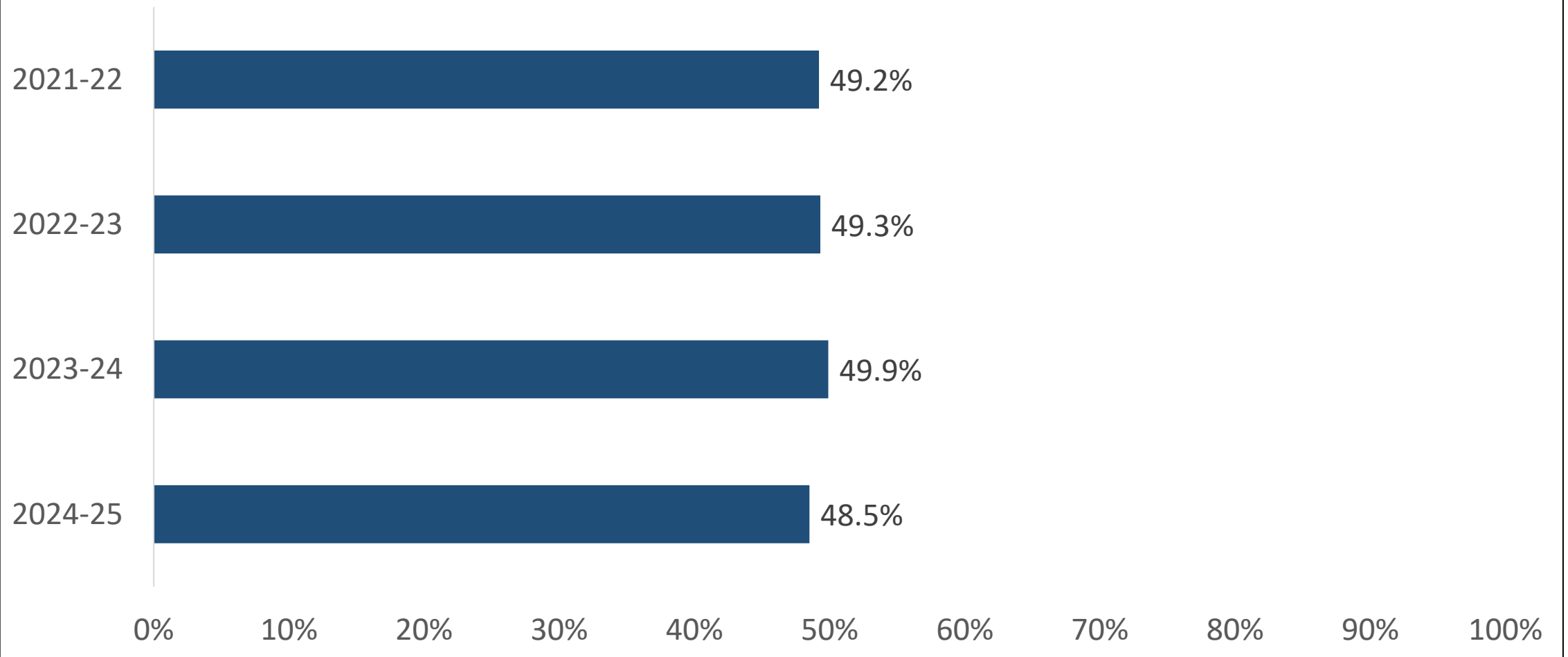


acadience[®]
math

Acadiance Math: % of K-3 Students At or Above Benchmark by EOY



Acadience Math: % of K-3 Students Making Typical or Better Progress by EOY



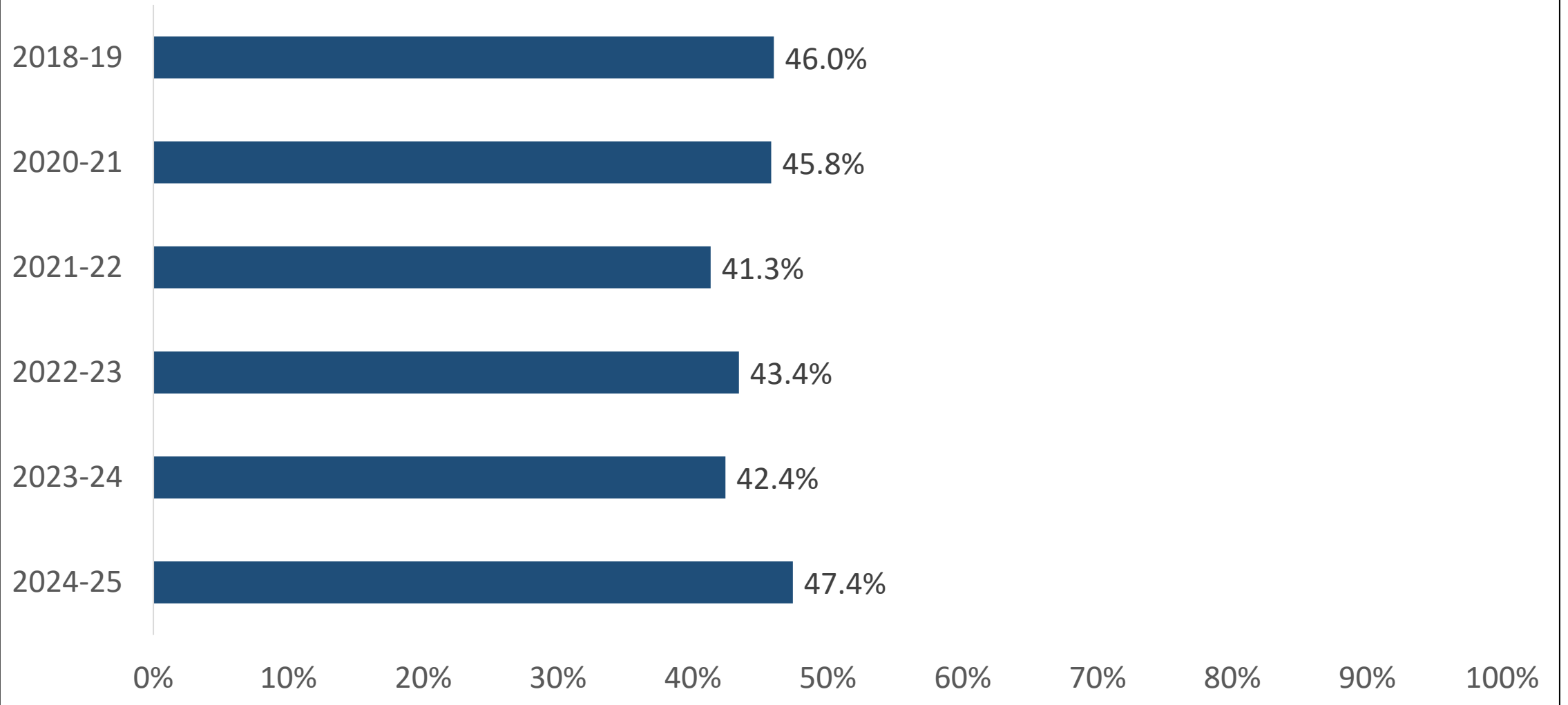
About the Utah Aspire Plus:

The Utah Aspire Plus is an ACT-like assessment administered to students in grades 9-10 regardless of the ELA, math and science courses in which they are enrolled. It provides both a proficiency score and a predicted ACT score.

NOTE: 2025-26 will be the last time UA+ is administered. Grades 9-10 summative testing will return to a course-based assessment like RISE.

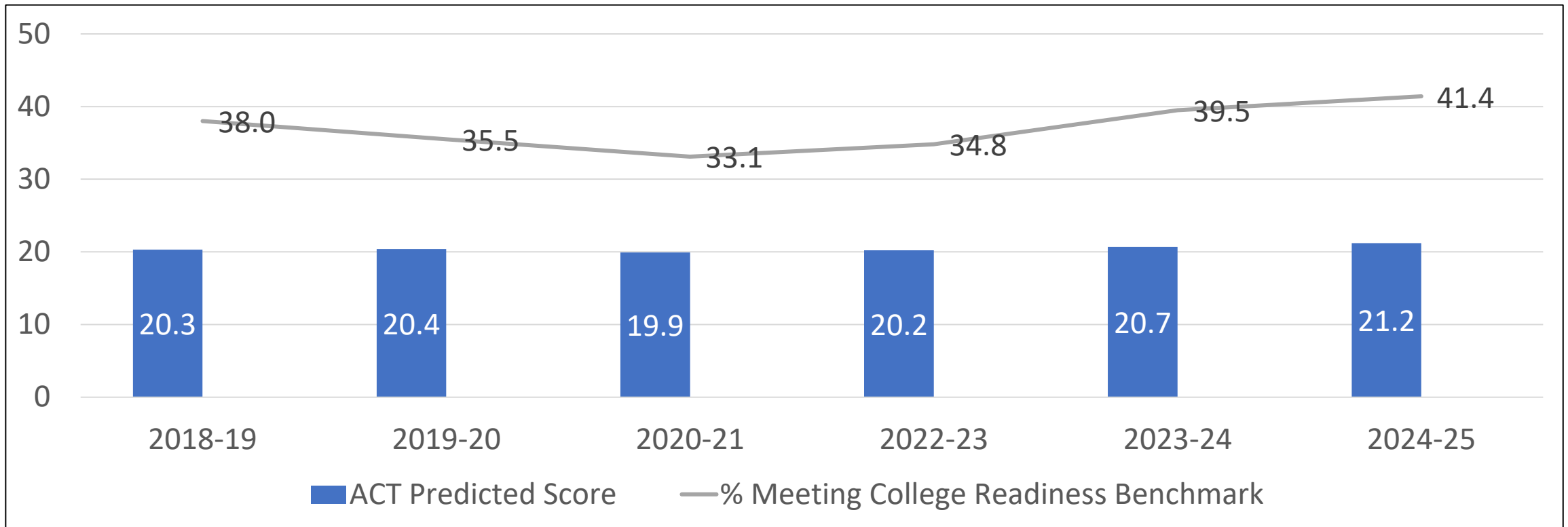


Utah Aspire Plus Grades 9-10 % Proficient: Reading

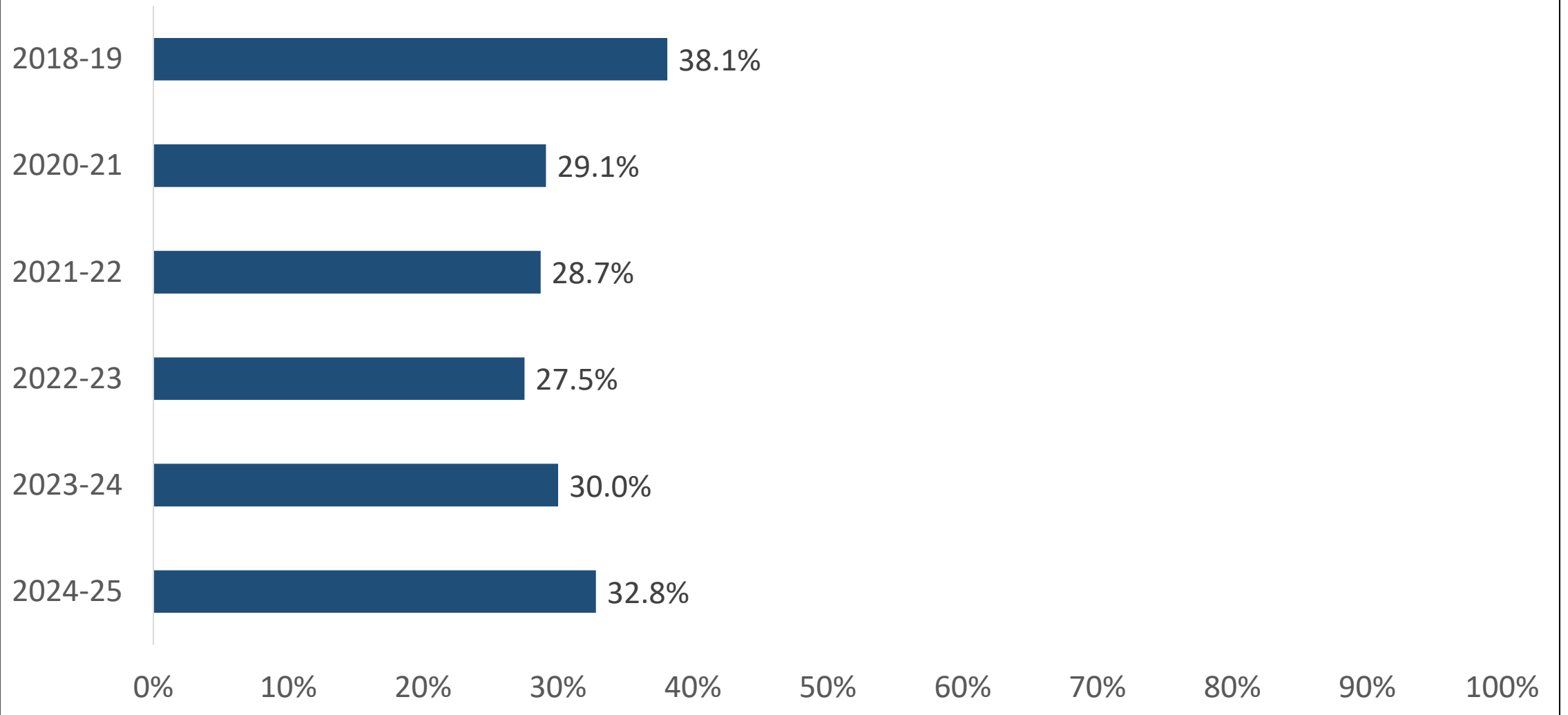


The 2024-25 results represent the highest proficiency rate achieved thus far.

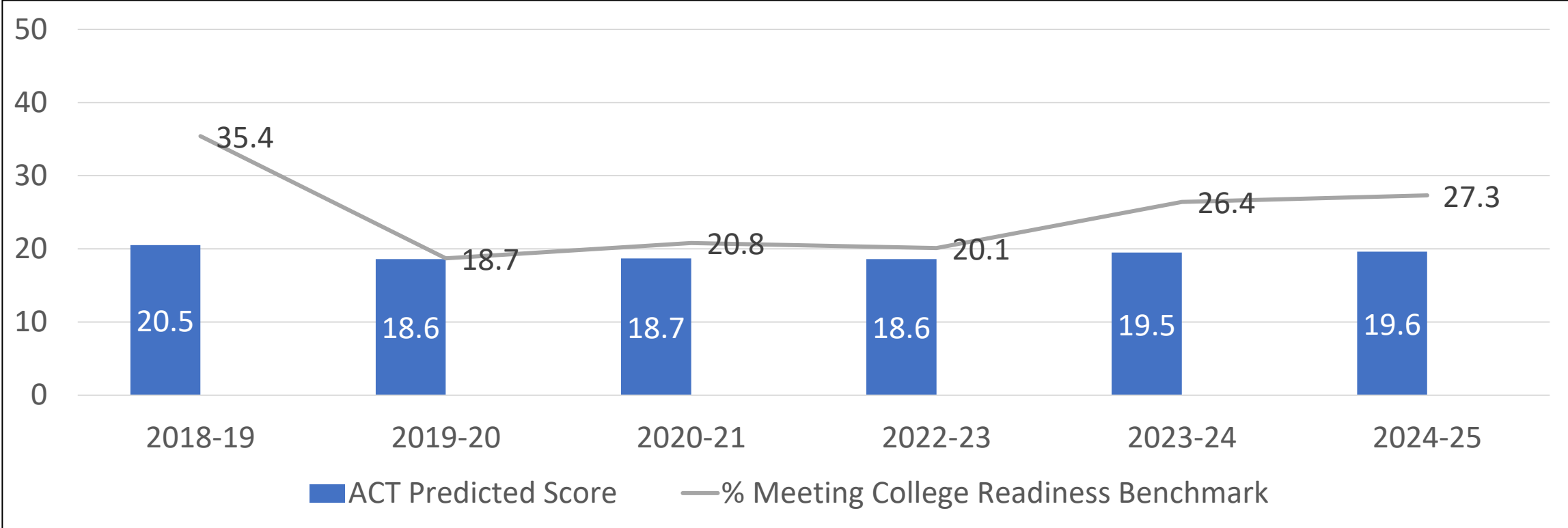
Utah Aspire Plus Reading Predicted ACT and % Meeting College Readiness Benchmarks



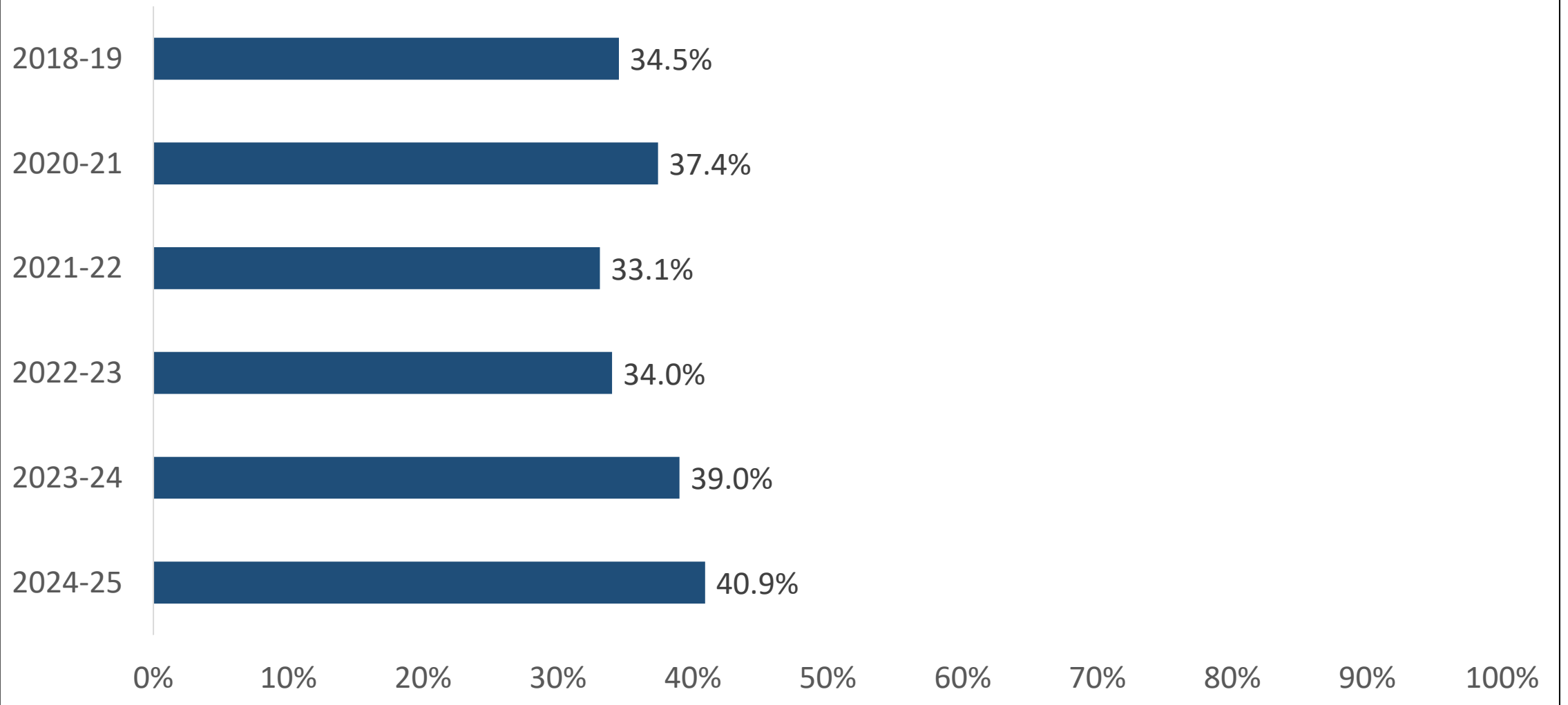
Utah Aspire Plus Grades 9-10 % Proficient: Math



Utah Aspire Plus Math Predicted ACT and % Meeting College Readiness Benchmarks

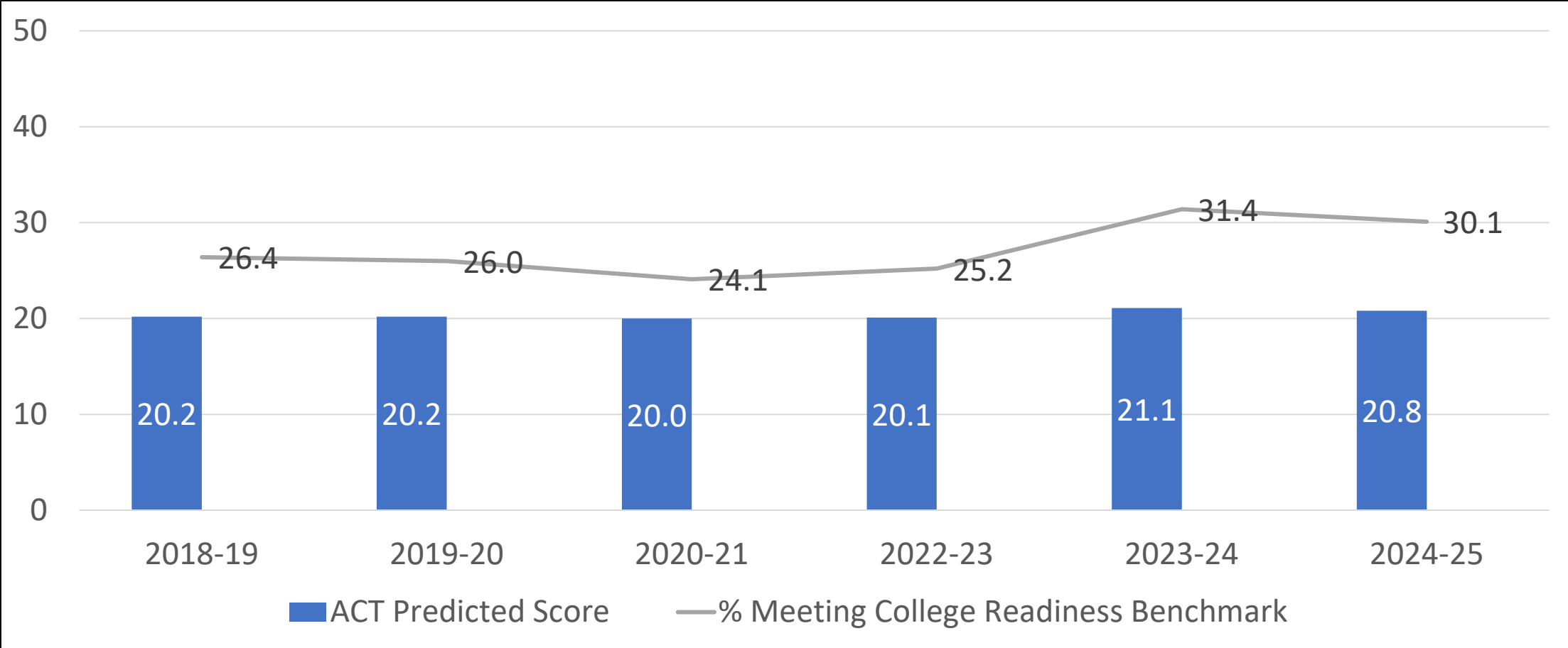


Utah Aspire Plus Grades 9-10 % Proficient: Science

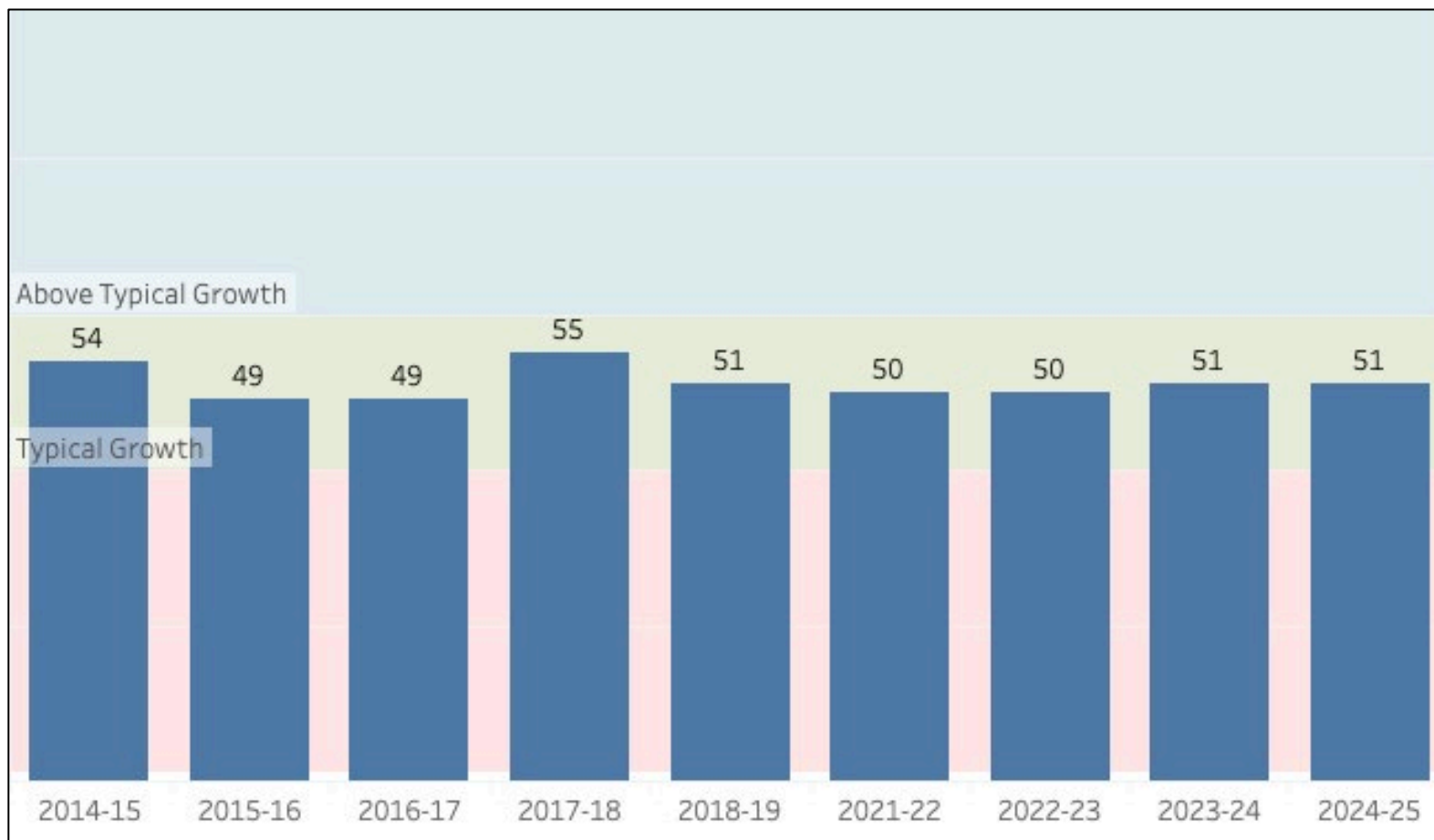


The 2024-25 results represent the highest proficiency rate achieved thus far.

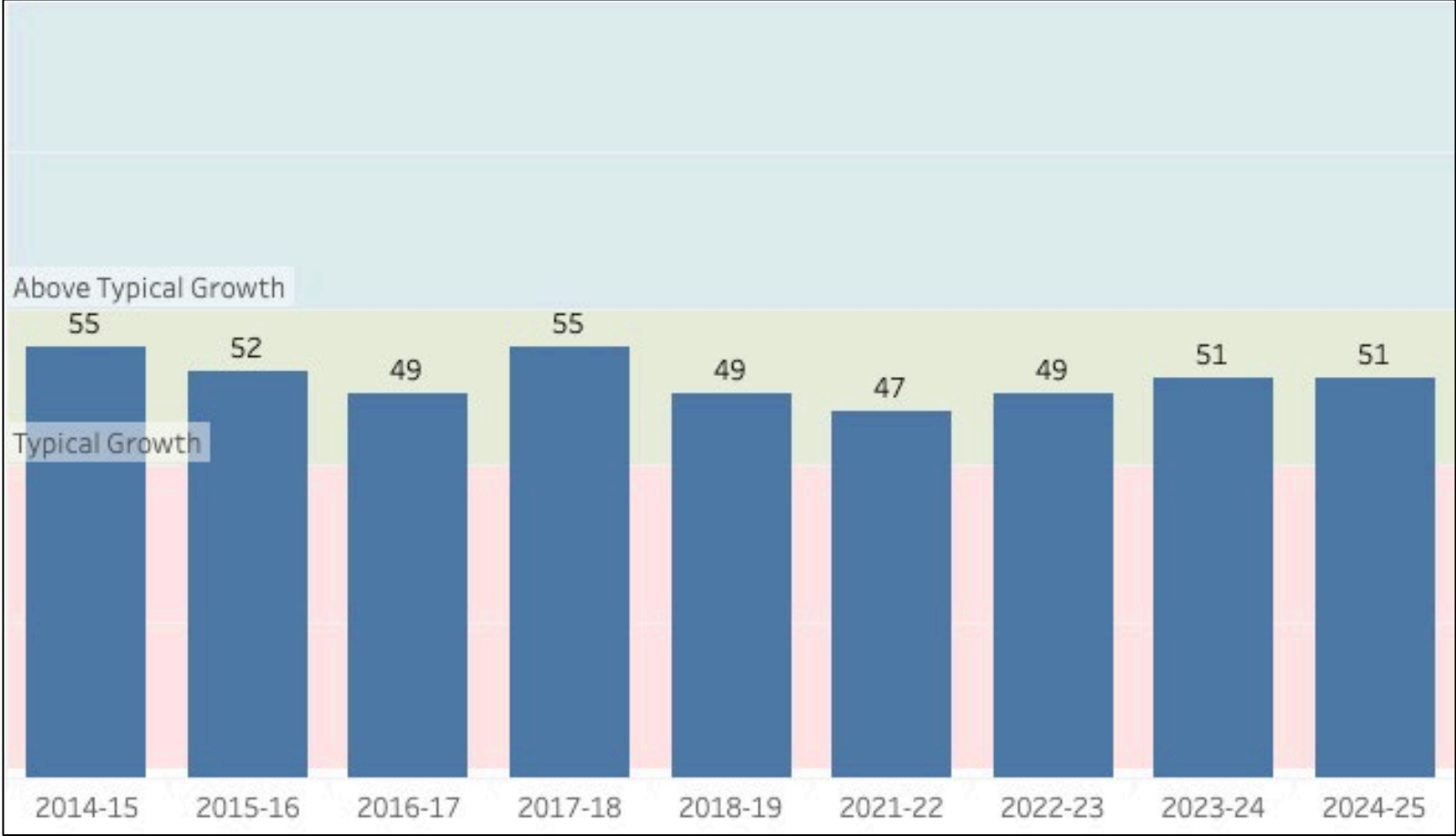
Utah Aspire Plus Science Predicted ACT and % Meeting College Readiness Benchmarks



RISE and Utah Aspire Plus Growth: ELA Grades 4-10



RISE and Utah Aspire Plus Growth: Math Grades 4-10



RISE and Utah Aspire Plus Growth: Science Grades 4-10



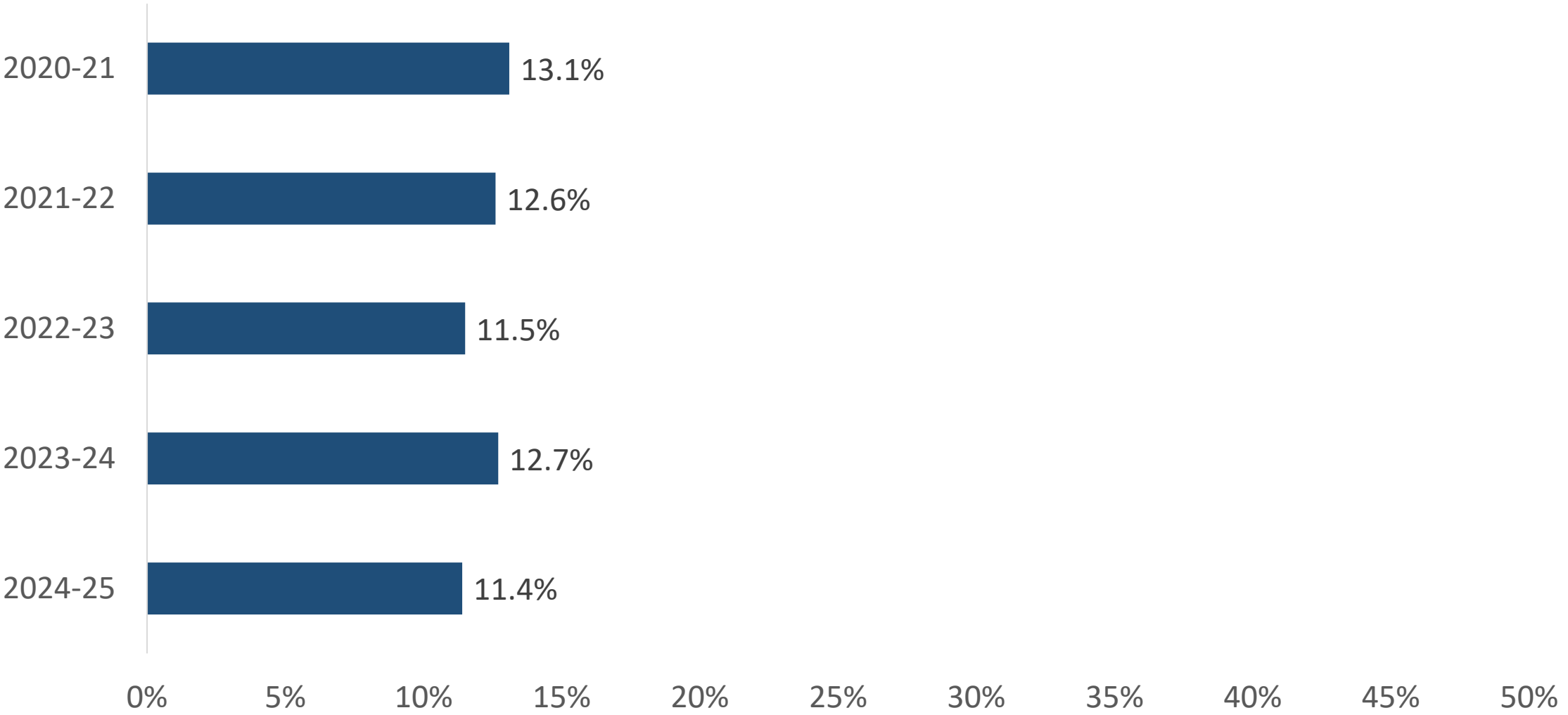
About the DLM:

The Dynamic Learning Maps (DLM) assessment is administered to students with significant cognitive and intellectual disabilities for whom general education assessments are not appropriate, even with accommodations.

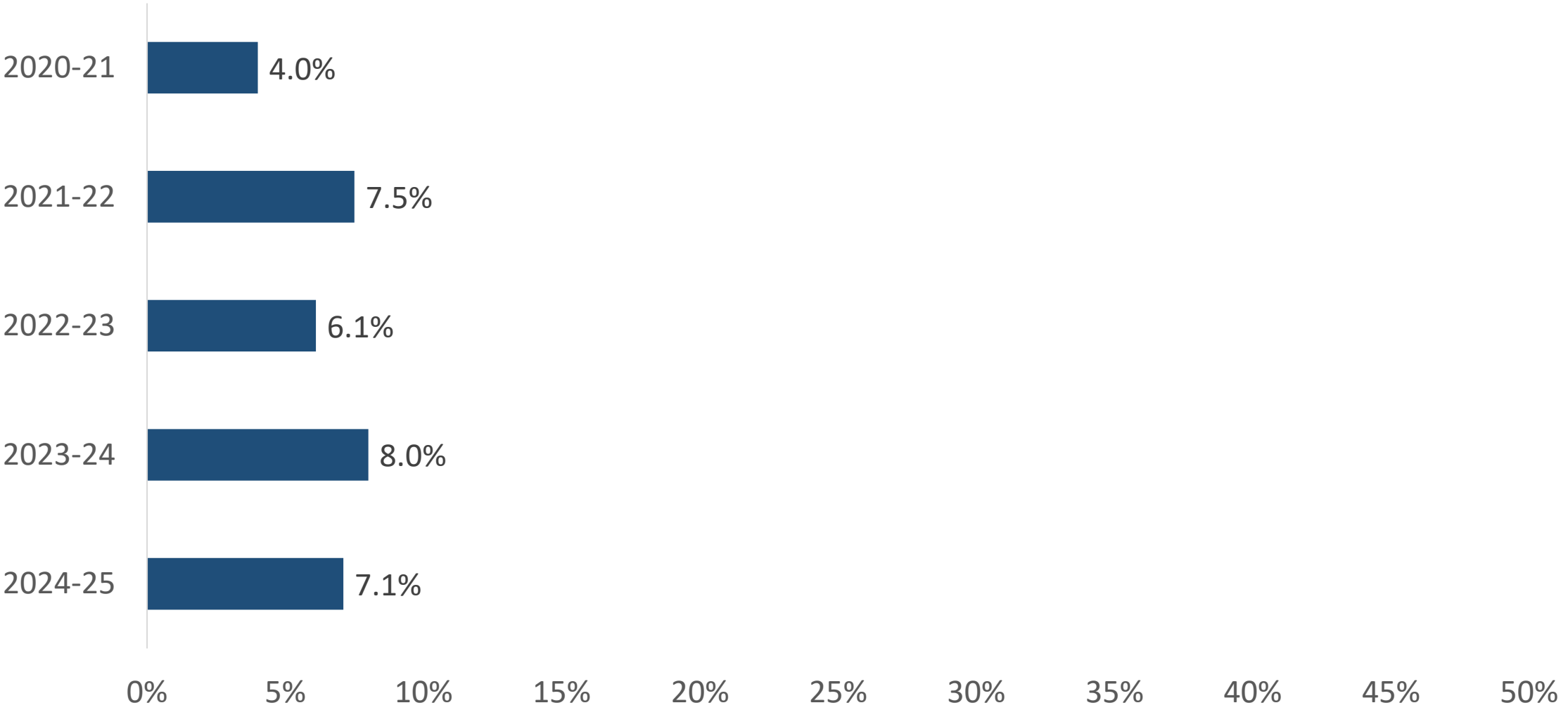


DYNAMIC[®]
LEARNING MAPS

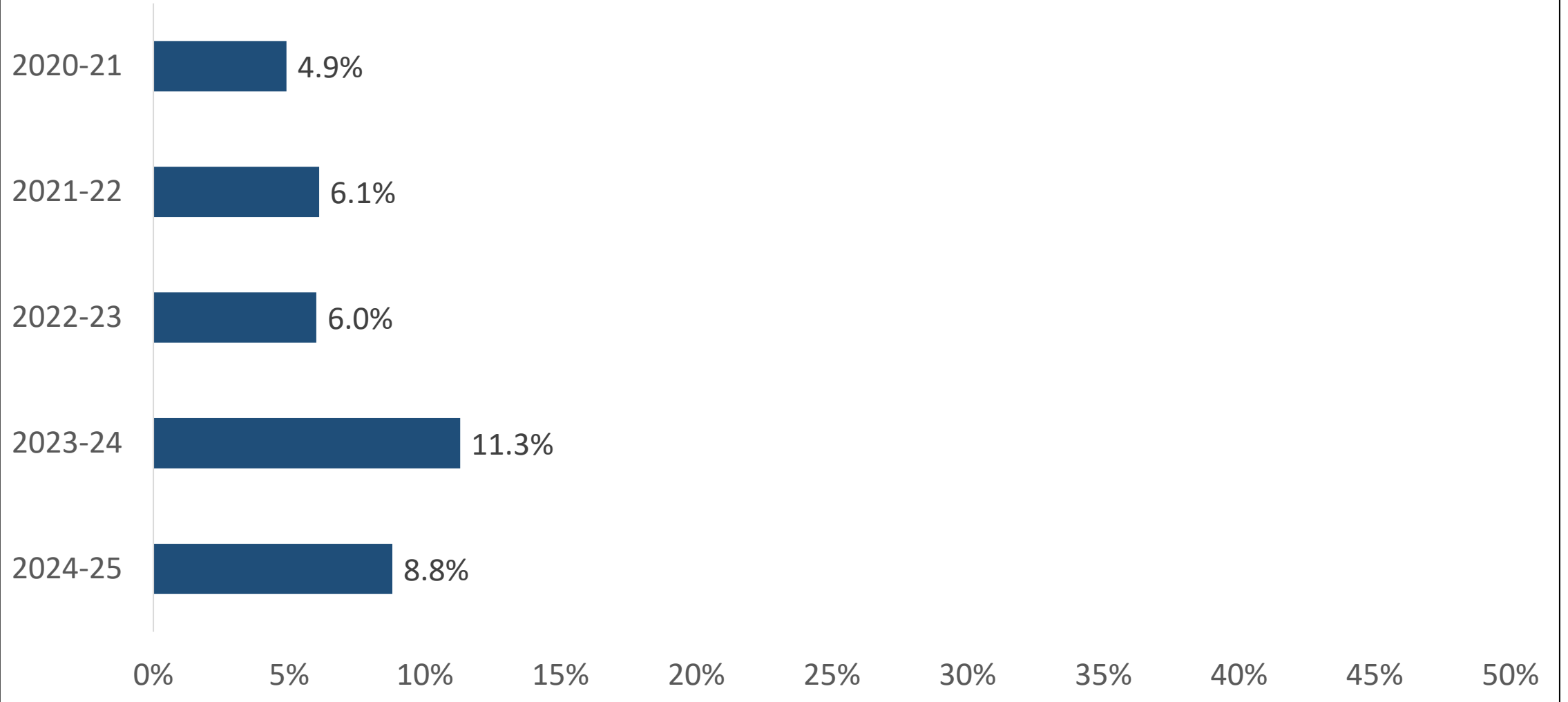
DLM ELA % Proficient Over Time



DLM Math % Proficient Over Time



DLM Science % Proficient Over Time

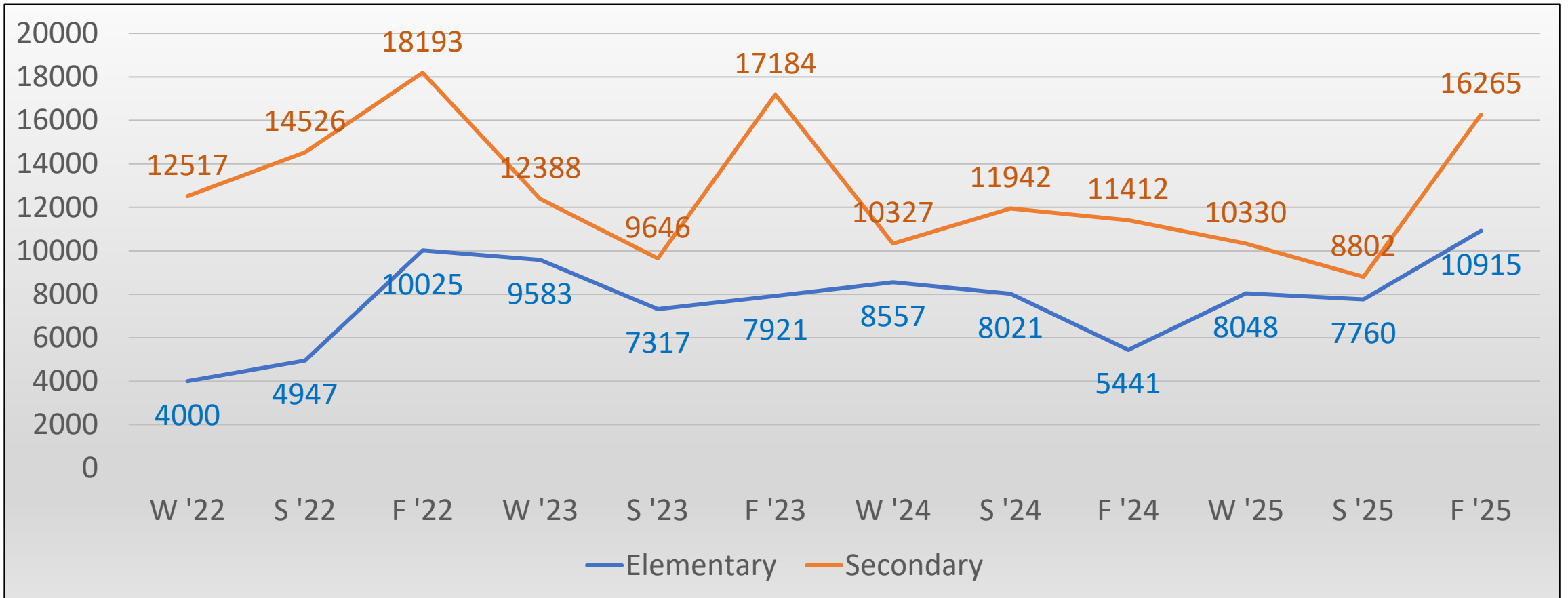




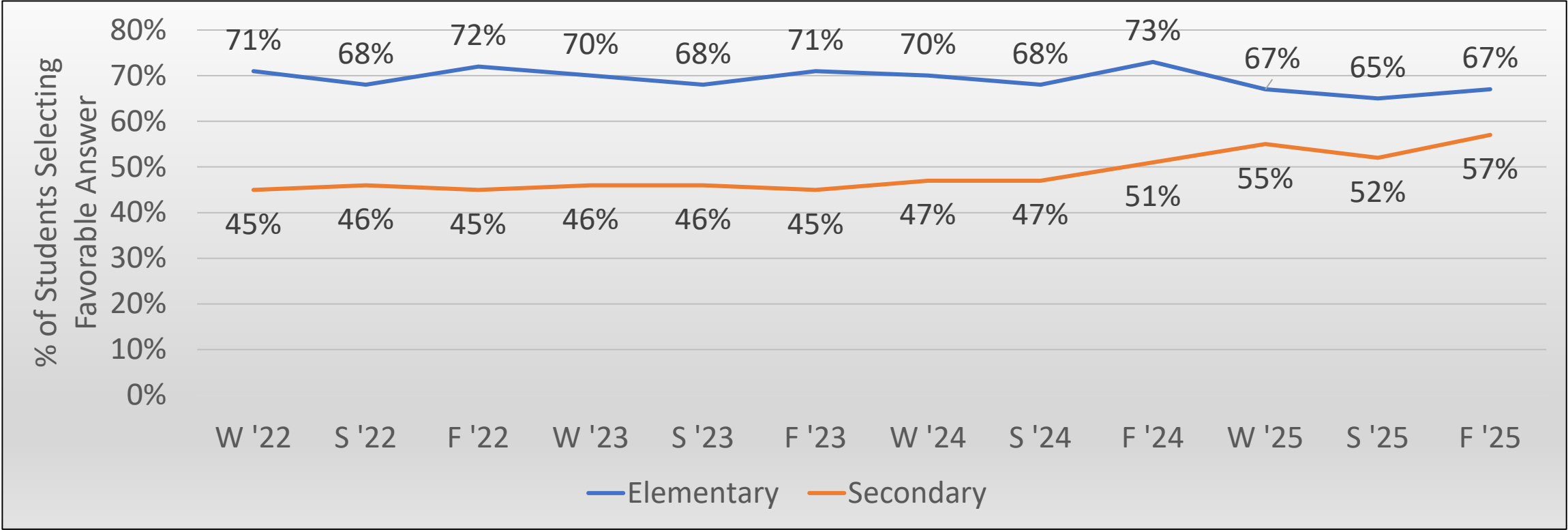
Culture of Belonging

Ends Policy: Students will value and engage with their school community, respect differences, and respond to conflict in healthy ways, as measured by the percent of students reporting a sense of belonging on the Panorama Survey.

Panorama Survey Participation Over Time



Panorama Survey: Sense of Belonging

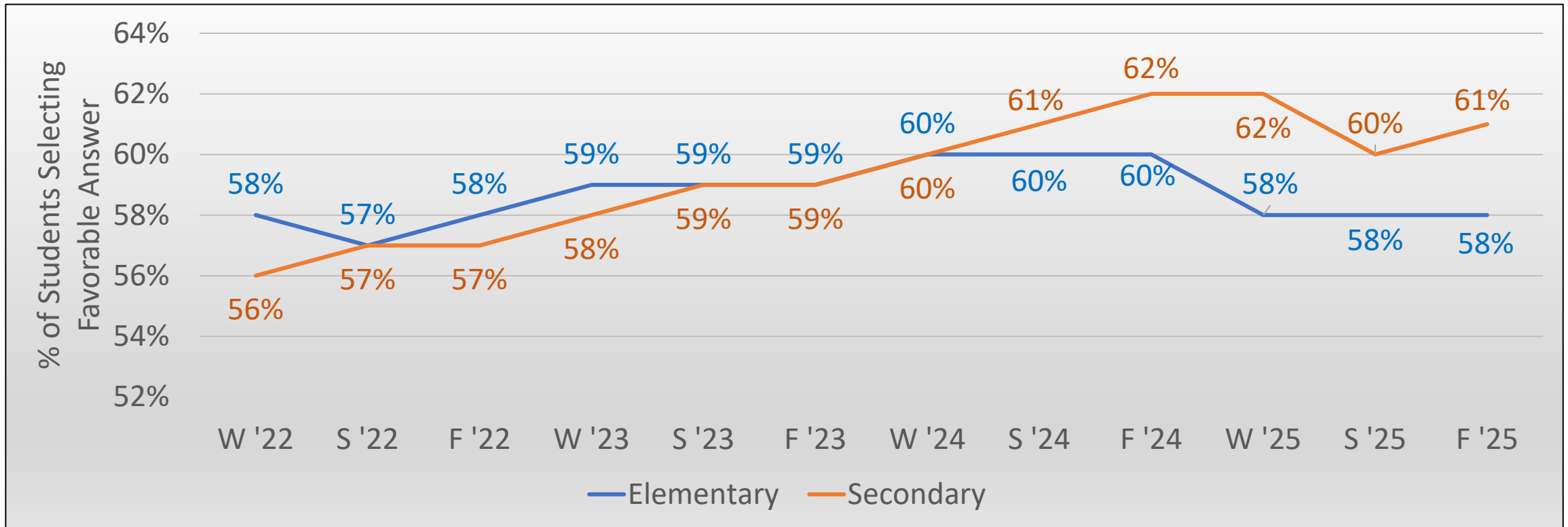




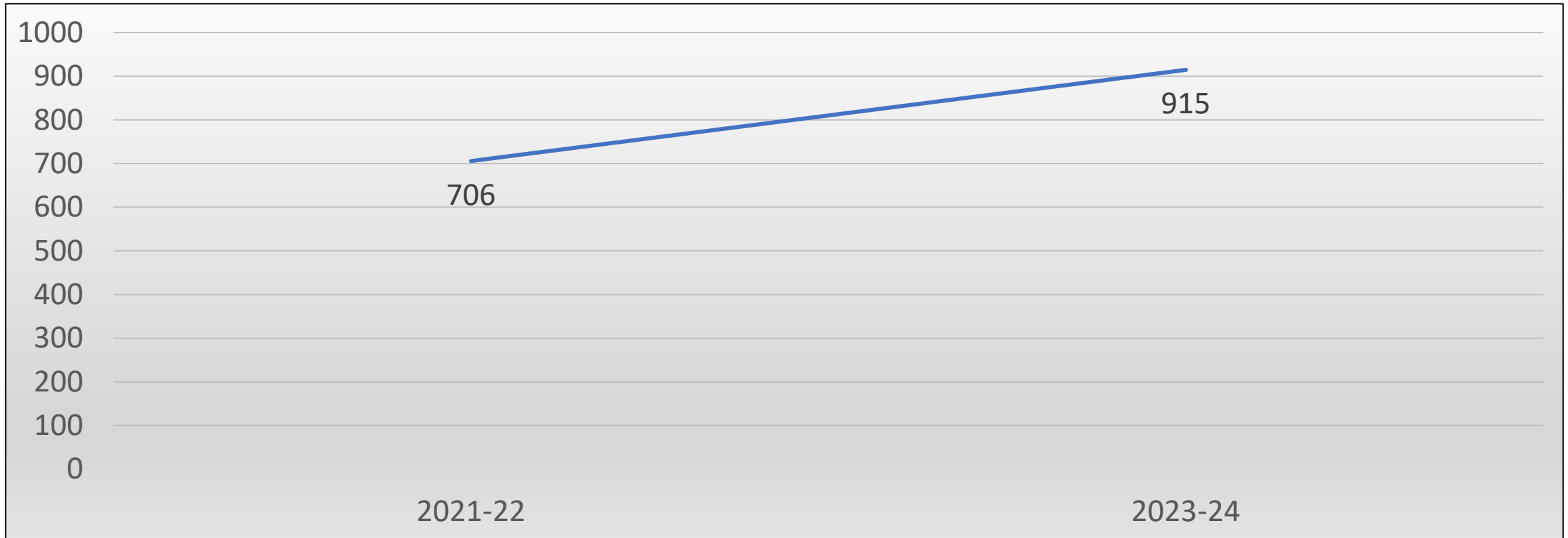
Student & Staff Wellness

Ends Policy: Students and employees will feel empowered to excel personally and professionally and have access to resources, programs, and curriculum that support a safe and healthy learning environment, as measured by the emotion regulation question items on the Panorama Survey for students and the Educator Engagement Survey for employees.

Panorama Survey: Emotion Regulation

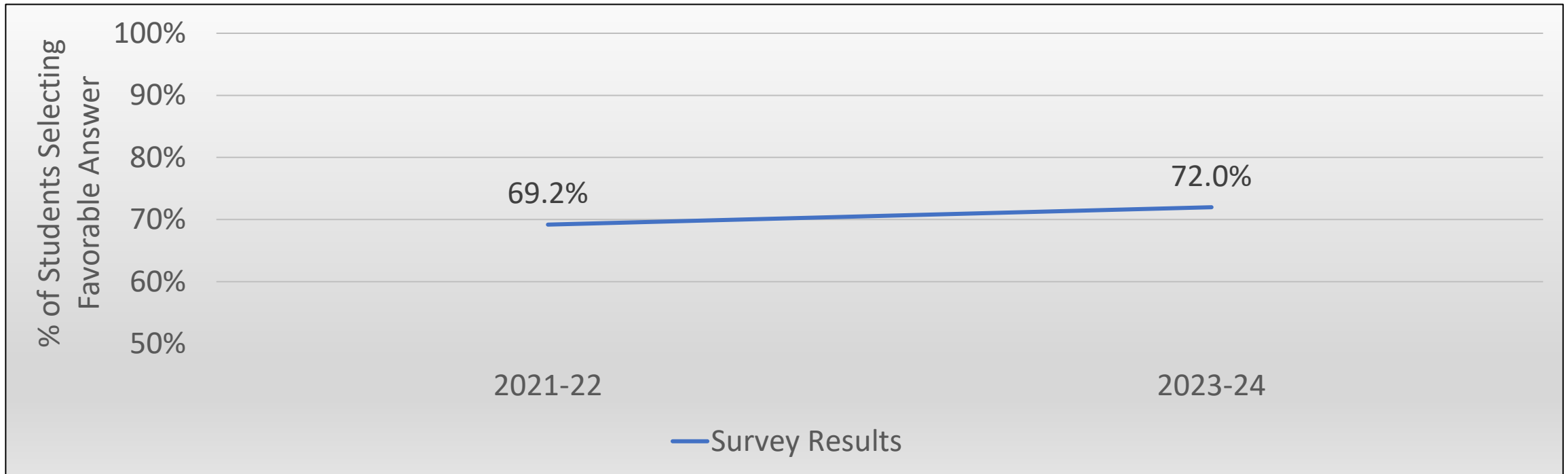


Educator Engagement Survey Participation Over Time



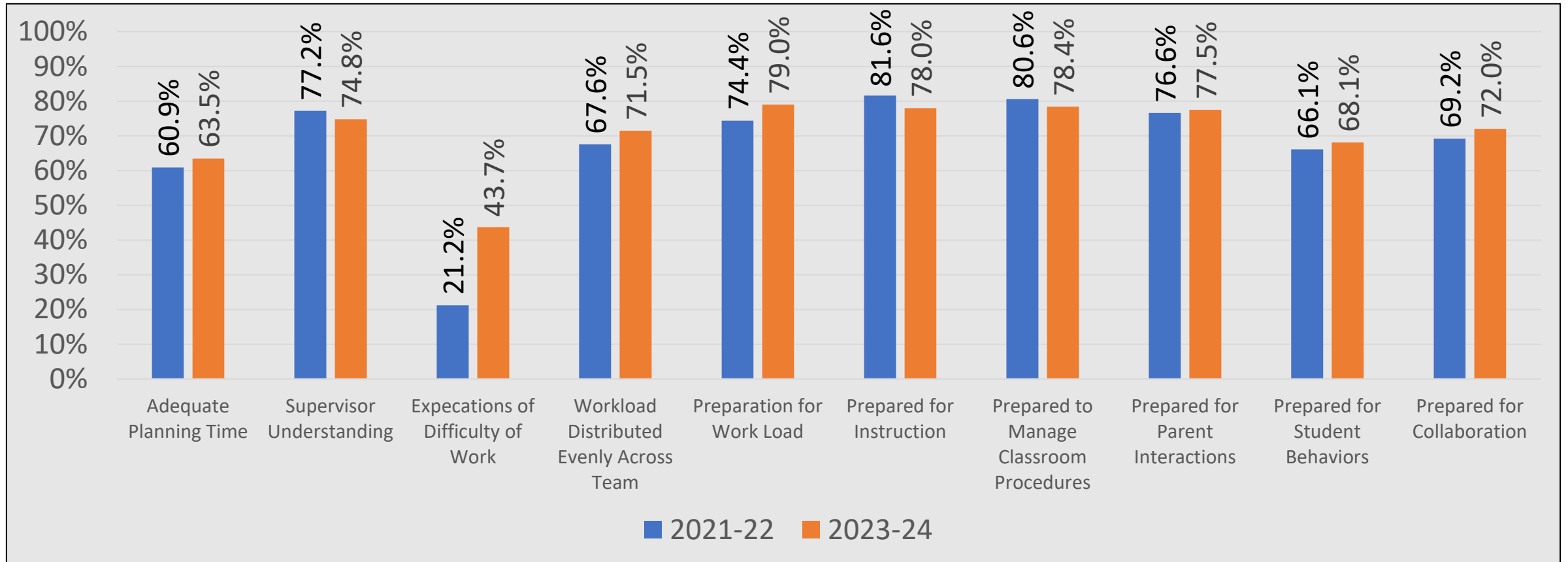
NOTE: The USBE Educator Engagement Survey is administered every other year. It was last administered in the spring of 2024 and will be administered again in the spring of 2026.

Educator Engagement Survey: Emotional Regulation



NOTE: The USBE Educator Engagement Survey is administered every other year. It was last administered in the spring of 2024 and will be administered again in the spring of 2026.

Educator Engagement Survey: Item Analysis



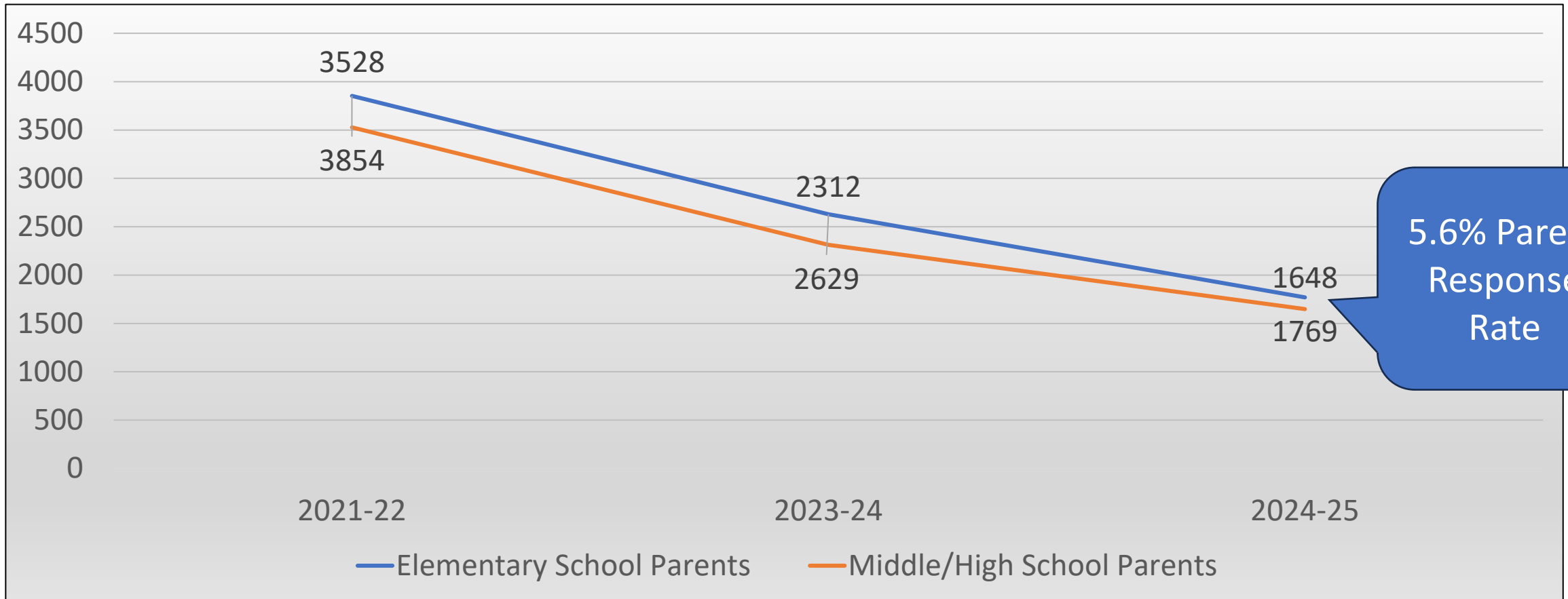
NOTE: The USBE Educator Engagement Survey is administered every other year. It was last administered in the spring of 2024 and will be administered again in the spring of 2026.



Effective Communication

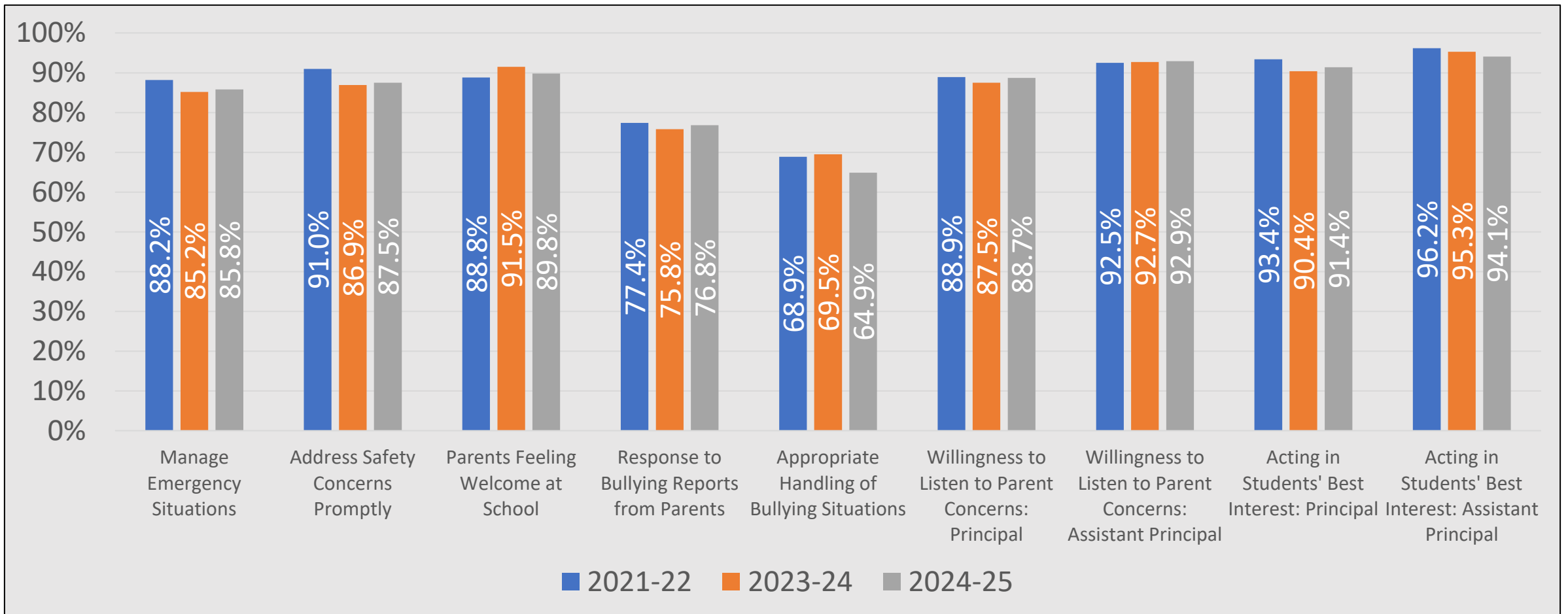
Ends Policy: Families, employees, and community members will be more informed and engaged in a trusting partnership which leads to greater student success, as measured by the family-district trust question items on the Parent Stakeholder Input Survey.

Parent Stakeholder Input Survey Participation Over Time

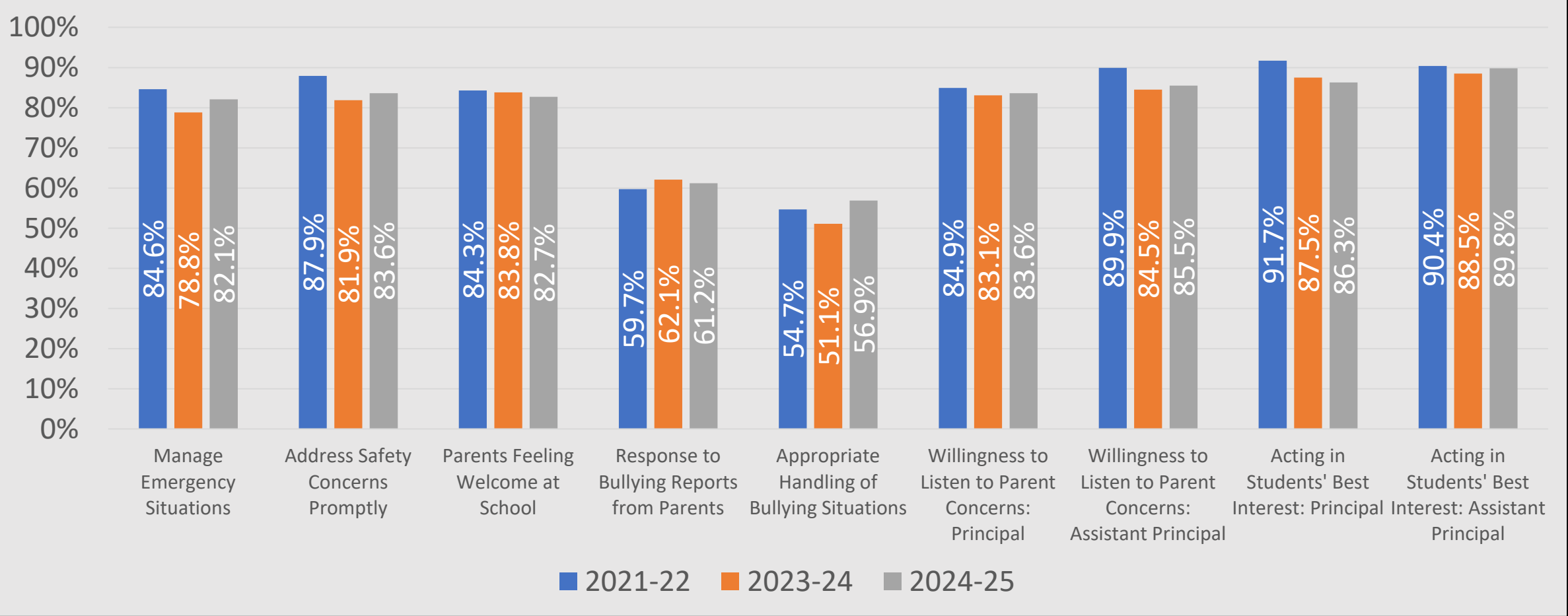


5.6% Parent Response Rate

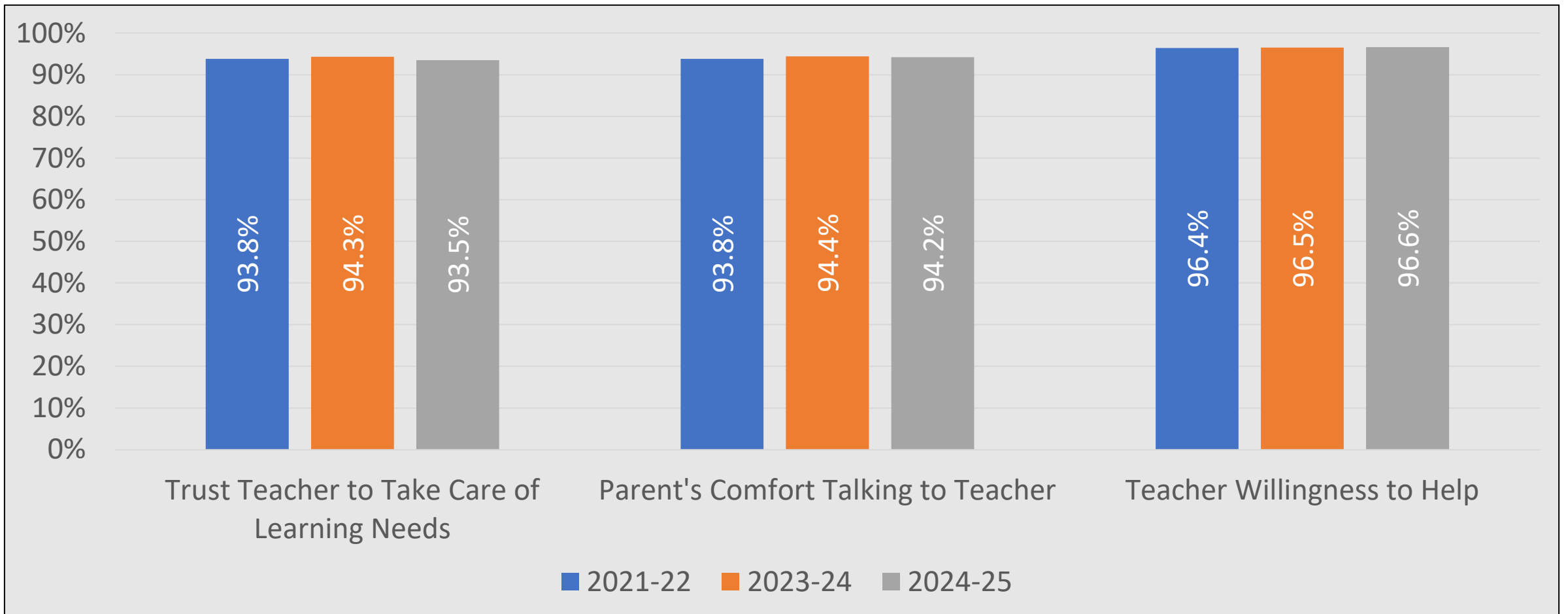
Elementary Parent Stakeholder Input Survey: School/Admin Item Analysis



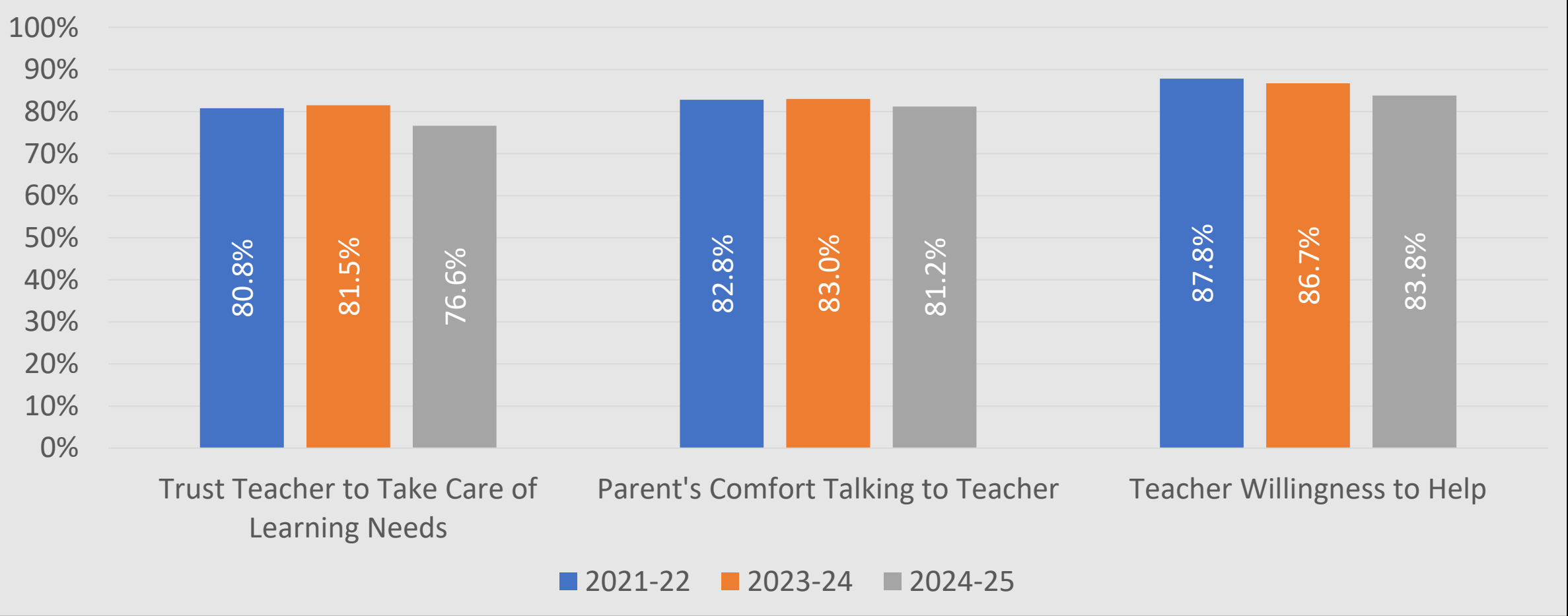
Middle/High Parent Stakeholder Input Survey: School/Admin Item Analysis



Elementary Parent Stakeholder Input Survey: Teacher Item Analysis



Middle/High Parent Stakeholder Input Survey: Teacher Item Analysis



E402 Empowering Employees

What is expected: *Jordan District employees will recognize they are valued by:*

- 1. Targeted professional development*
- 2. Opportunities for growth by enhancing professional/classroom skills*
- 3. Recognizing employees as professionals and providing opportunities for input*
- 4. Recognizing and rewarding quality performance*

- Exceptional Professional Development opportunities with the support of the Board.**

E403 Customer Service

What is expected: Jordan School District will acknowledge, value, and support students, families, and the community by:

- 1. Creating a welcoming culture.**
- 2. Fostering an inclusive environment where all students are valued.**
- 3. Addressing problems with efficiency and concern.**
- 4. Actively partnering with parents to provide educational support to students.**

- ParentSquare**

E404 Safety & Security

What is expected: Jordan School District will support and implement physically and emotionally safe school programs and procedures where learning can occur.

- **Door wedges**

Questions

