

EASTERN UPPER PENINSULA INTERMEDIATE SCHOOL DISTRICT  
BOARD OF EDUCATION BOARD AGENDA

Wednesday, April 8, 2026, 5:00 PM

In person  
EUPISD Central Office  
315 Armory Place  
Sault Ste. Marie, MI 49783

- I. Pledge of Allegiance
- II. Roll Call
- III. Approval of Agenda  
Approval of the Agenda as presented.
- IV. Communications/Recognition/Presentation  
Recognition:
  - 1. Tammy Rutledge, CTE Administrator, was recognized by the Michigan College Access Network for outstanding leadership and innovation in bridging education and workforce development with the Pathway Award.
  - 2. Paula Finrock, Indigenous Curriculum Consultant, was recognized as an "Inspiring Native Woman Educator in Michigan" by the Michigan Indigenous Education Initiative.
- V. Minutes
  - A. Approval of Regular Meeting minutes of March 11, 2026 3
- VI. Financial Report and Approval of Bills 5  
The financial status of the district is represented by the Balance Sheet and Financial Statement for March. Attached are the Cash and Investment Report and a list of payments for the month of March which are presented for your review and approval.
- VII. Public Comment
- VIII. Reports
  - A. Board of Education
  - B. Regular
    - 1. Superintendent 34
    - 2. Special Education & EUPISD Learning Center 35
    - 3. Early Childhood 40
    - 4. General Education, CTE, & STEM 43  
April Newsletter f
    - 5. Technology 55

	6. Finance & Human Resources	56
IX.	Unfinished Business	
X.	New Business	
	A. Approval of Job Description	58
	Attachment - Special Projects Coordinator	
	B. Approval for Out-of-State Travel	59
	X.B.1 This request is for Andrea VanSloten, Medicaid Coordinator, to attend the National Alliance for Medicaid Education Conference in Chicago, IL, Sept. 21-Sept. 25, 2026, in an amount not to exceed \$2,863 with costs covered by the budget for Medicaid Conference Travel.	
	X.B.2 Additional request for Brooke Beacom, Reading Recovery/Literacy Coach, to attend the 2026 Teacher Leader Reading Recovery Institute in Moraga, CA, June 9-11, 2026, in an amount not to exceed \$3,230 with costs covered by the REAP budget.	
	C. Parent Advisory Committee Appointment	
	The EUPISD Parent Advisory Committee would like to recommend Stephanie Kowalski to be approved to join the PAC as a "member at large" representing the EUPISD Learning Center,	
	 The Parent Advisory Committee (PAC) is a group of community citizens and parents of special education students from local districts. The committee is established by Michigan law to advise parents of their legal rights and additional responsibilities regarding special education. The committee functions to review the Special Education plan and advise the ISD and local boards of education of needed changes to this plan.	
XI.	Additional Business	
XII.	Adjourn	

MINUTES OF THE REGULAR MEETING OF THE BOARD OF EDUCATION  
OF THE  
EASTERN UPPER PENINSULA INTERMEDIATE SCHOOL DISTRICT

EUPISD CENTRAL OFFICE  
SAULT STE. MARIE, MICHIGAN

March 11, 2026  
5:00 P.M.

The regular meeting of the Board of Education of the Eastern Upper Peninsula Intermediate School District was called to order at 5:00 p.m. by President Patti Weinreis.

**I. PLEDGE OF ALLEGIANCE**

**II. ROLL CALL**

- A. Board Members Present: Doug Besteman, Christine Curtis, Patti Weinreis, Kurt Perron
- B. Board Members Absent: Eric Galer (virtual), Don Gustafson (virtual), Tammy Lasley-Henry (virtual)
- C. EUPISD Staff Present: A. McArthur, D. Mayer, V. Masuga, J. Savoie, T. Hazley, R. Fuerer, D. Reintsma
- D. Visitors: 3

**III. APPROVAL OF THE AGENDA**

- A. Moved by Curtis, supported by Besteman, to approve the agenda as presented. Motion **CARRIED** (unanimous).

**IV. COMMUNICATION/RECOGNITION/PRESENTATION**

- A. Presentation: Rachel Denis, Early Childhood Infant/Toddler Administrator, Early On

**V. MINUTES**

- A. Moved by Curtis, supported by Besteman, to approve the Regular Meeting minutes of February 11, 2026. Motion **CARRIED** (unanimous).

**VI. FINANCIAL REPORT AND APPROVAL OF BILLS**

- A. Moved by Perron, supported by Besteman, to approve payments in the total amount of \$2,524,771. Motion **CARRIED** (unanimous).

**VII. PUBLIC COMMENT**

- A. None

**VIII. REPORTS**

- A. Board of Education- none
- B. Regular
  - 1. Superintendent McArthur updated the board on Executive budget recommendations, progress with Michigan's four-year graduation rate, E-rate RFP bids, and other communications.
  - 2. Other reports were received as presented.

**IX. UNFINISHED BUSINESS – none**

**X. NEW BUSINESS**

- A. Moved by Besteman, supported by Perron, to recognize the Superintendent's job performance as effective. Motion **CARRIED** (unanimous).
- B. Moved by Curtis, supported by Besteman, to adopt the resolution amending the 2025-2026 General Fund, Special Education Fund, EUPConnect Collaborative Fund, CTE Fund, Cooperative Technology Fund, and Business Services Consortium Fund budgets. Motion **CARRIED** (unanimous).
- C. Moved by Perron, supported by Curtis, to approve the disbursement of the tentative General Fund, Special Education Fund, CTE fund, Cooperative Technology Fund, and Business Services Consortium budgets for the purpose of obtaining additional review and feedback from local constituent districts prior to the EUPISD Board of Education's final approval in June. Motion **CARRIED** (unanimous).
- D. Moved by Besteman, supported by Perron, to approve the attendance of Katia Hughes at the American Occupational Therapy Association (AOTA) INSPIRE Annual Conference & Expo., in Anaheim California, April 22-25, 2026, in an amount not to exceed \$4,450 with costs covered by the Special Education fund. Motion **CARRIED** (unanimous).
- E. Moved by Besteman, supported by Curtis, to authorize the ISD Superintendent to accept bids for the 2026 EUP E-rate Consortium as presented. Motion **CARRIED**.
- F. Moved by Curtis, supported by Besteman, to approve a job description for a Special Projects Coordinator - Children's Trust Fund Local Council. Motion **CARRIED** (unanimous).

**XI. ADDITIONAL BUSINESS**

**XII. ADJOURN**

- A. Moved by Perron, supported by Besteman, to adjourn the meeting at 6:05 p.m. Motion **CARRIED** (unanimous).

Respectfully Submitted:

Approved:

---

Don Gustafson  
Secretary

---

Patti Weinreis  
President

**Eastern Upper Peninsula Intermediate School District**

**Balance Sheet  
As of March 31, 2026**

	General	Early Childhood Fund	Special Education Fund	EUPConnect Collaborative Fund	CTE Fund	Co-op Fund	EUPBSC Fund	Capital Projects Fund	SE Transportation Fund	Travel Fund	Total Governmental Funds
<b>ASSETS:</b>											
Cash and equivalents	\$ 6,066,362	\$ 1,075,960	\$ 4,274,608	\$ 401,302	\$ 2,923,809	\$ 1,117,831	\$ 400,483	\$ 2,706,677	\$ (255,189)	\$ 106,857	\$ 18,818,700
Due from other governmental units	268,210	2,715	489,270	-	-	52,687	90,159	-	343,140	-	1,246,181
Prepaid Expenditures	-	-	-	-	-	-	-	-	-	-	-
Accounts receivable	1,698	-	-	-	-	3,422	-	-	-	-	5,120
Capital Assets, Net	-	-	-	-	-	-	-	-	183,281	253,525	436,806
<b>Total Assets</b>	<b>\$ 6,336,270</b>	<b>\$ 1,078,675</b>	<b>\$ 4,763,878</b>	<b>\$ 401,302</b>	<b>\$ 2,923,809</b>	<b>\$ 1,173,940</b>	<b>\$ 490,642</b>	<b>\$ 2,706,677</b>	<b>\$ 271,232</b>	<b>\$ 360,382</b>	<b>\$ 20,506,807</b>
<b>LIABILITIES:</b>											
Accounts payable	\$ 3,195	\$ -	\$ 356	\$ -	\$ 272	\$ 529	\$ 363	\$ -	\$ -	\$ -	\$ 4,715
Accrued salaries and withholdings	467,255	-	-	-	-	-	-	-	-	-	467,255
Unearned revenue	487,630	-	488,951	-	-	-	-	-	180,000	-	1,156,581
Due to other governmental units	1,150	-	(4,207)	-	-	-	-	-	707,582	-	704,525
Other Liabilities	-	-	-	-	-	-	-	-	-	-	-
<b>Total liabilities</b>	<b>959,230</b>	<b>-</b>	<b>485,100</b>	<b>-</b>	<b>272</b>	<b>529</b>	<b>363</b>	<b>-</b>	<b>887,582</b>	<b>-</b>	<b>2,333,076</b>
<b>FUND BALANCES:</b>											
Restricted for Special Education	-	-	3,317,596	-	-	-	-	-	-	-	\$ 3,317,596
Restricted for Early Childhood	-	1,053,011	-	-	-	-	-	-	-	-	1,053,011
Restricted for Technology Operations	-	-	-	-	-	814,411	-	-	-	-	814,411
Restricted for Future Network/System Upgra	-	-	-	-	-	175,000	9,250	-	-	-	184,250
Restricted for Facility Upgrades	-	-	-	-	-	184,000	-	-	-	-	184,000
Restricted for Business Services Consortium	-	-	-	-	-	-	481,029	-	-	-	481,029
Restricted for EUPConnect Collaborative	-	-	-	401,302	-	-	-	-	-	-	401,302
Restricted for Capital Projects	-	-	-	-	-	-	-	2,706,677	-	-	2,706,677
Restricted for Transportation	-	-	-	-	-	-	-	-	(799,631)	106,857	(692,774)
Restricted for CTE Program	-	-	-	-	2,923,537	-	-	-	-	-	2,923,537
Investment in General Fixed Assets	-	-	-	-	-	-	-	-	183,281	253,525	436,806
Non Spendable	-	-	738	-	-	-	-	-	-	-	738
Committed	12,204	25,664	11,946	-	-	-	-	-	-	-	49,814
Committed for Program Expansion	-	-	948,498	-	-	-	-	-	-	-	948,498
Unassigned	5,364,836	-	-	-	-	-	-	-	-	-	5,364,836
<b>Total fund balances</b>	<b>5,377,040</b>	<b>1,078,675</b>	<b>4,278,778</b>	<b>401,302</b>	<b>2,923,537</b>	<b>1,173,411</b>	<b>490,279</b>	<b>2,706,677</b>	<b>(616,350)</b>	<b>360,382</b>	<b>18,173,731</b>
<b>Total liabilities and fund balances</b>	<b>\$ 6,336,270</b>	<b>\$ 1,078,675</b>	<b>\$ 4,763,878</b>	<b>\$ 401,302</b>	<b>\$ 2,923,809</b>	<b>\$ 1,173,940</b>	<b>\$ 490,642</b>	<b>\$ 2,706,677</b>	<b>\$ 271,232</b>	<b>\$ 360,382</b>	<b>\$ 20,506,807</b>

## Revenues & Expenditures as of March 31, 2026

### EASTERN UPPER PENINSULA ISD

Fund Level	Function	Fiscal Year Budgeted Amount	Fiscal Year Amount	Budget Balance	% of Budget
<b>General Fund</b>	1xx-Local Sources	\$ 852,308	\$ 721,695	\$ 130,613	84.7%
	2xx-Non-Political	\$ 162,196	\$ 162,196	\$ -	100.0%
	3xx-State Sources	\$ 5,281,093	\$ 6,147,698	\$ (866,605)	116.4%
	4xx-Federal Sources	\$ 222,532	\$ 70,714	\$ 151,818	31.8%
	5xx-Other Districts	\$ 602,726	\$ 378,159	\$ 224,567	62.7%
	6xx-Transfers	\$ 602,795	\$ -	\$ 602,795	0.0%
	<b>Total Revenues</b>	<b>\$ 7,723,650</b>	<b>\$ 7,480,462</b>	<b>\$ 243,188</b>	<b>96.9%</b>
	11x-Basic Programs	\$ 21,840	\$ 21,839	\$ 1	100.0%
	12x-Added Needs	\$ 2,400	\$ 2,400	\$ -	100.0%
	21x-Pupil Services	\$ 1,533,340	\$ 411,040	\$ 1,122,300	26.8%
	22x-Instructional Support	\$ 2,220,337	\$ 1,611,229	\$ 609,108	72.6%
	23x-General Administration	\$ 621,133	\$ 386,015	\$ 235,118	62.1%
	25x-Business Services	\$ 608,022	\$ 300,111	\$ 307,911	49.4%
	26x-Operations and Maintenance	\$ 285,032	\$ 206,431	\$ 78,601	72.4%
	27x-Transportation	\$ -	\$ -	\$ -	#DIV/0!
	28x-Central Support Services	\$ 944,172	\$ 693,164	\$ 251,008	73.4%
	29x-Other Support Services	\$ 15,200	\$ 791	\$ 14,409	5.2%
	3xx-Community Services	\$ 36,625	\$ 22,000	\$ 14,625	60.1%
	4xx-Payments to Others	\$ 329,168	\$ 206,276	\$ 122,892	62.7%
	6xx-Transfers Out	\$ 1,727,002	\$ -	\$ 1,727,002	0.0%
	<b>Total Expenditures</b>	<b>\$ 8,344,271</b>	<b>\$ 3,861,296</b>	<b>\$ 4,482,975</b>	<b>46.3%</b>
	<b>Net Increase (Decrease)</b>	<b>\$ (620,621)</b>			
	<b>July 1, 2025 Fund Balance</b>	<b>\$ 1,757,874</b>			
	<b>June 30, 2026 Fund Balance</b>	<b>\$ 1,137,253</b>			

Fund Level	Function	Fiscal Year Budgeted Amount	Fiscal Year Amount	Budget Balance	Fiscal Year Amount
<b>Early Childhood Fund</b>	1xx-Local Sources	\$ 577,060	\$ 362,382	\$ 214,678	62.8%
	2xx-Non-Political	\$ 7,875	\$ 7,875	\$ -	100.0%
	3xx-State Sources	\$ 5,400,821	\$ 3,187,093	\$ 2,213,728	59.0%
	4xx-Federal Sources	\$ 95,576	\$ 52,202	\$ 43,374	54.6%
	5xx-Other Districts	\$ -	\$ -	\$ -	#DIV/0!
	6xx-Transfers	\$ 153,608	\$ -	\$ 153,608	0.0%
	<b>Total Revenues</b>	<b>\$ 6,234,940</b>	<b>\$ 3,609,552</b>	<b>\$ 2,625,388</b>	<b>57.9%</b>
	11x-Basic Programs	\$ 209,996	\$ 91,604	\$ 118,392	43.6%
	21x-Pupil Services	\$ 122,635	\$ 96,113	\$ 26,522	78.4%
	22x-Instructional Support	\$ 985,044	\$ 504,840	\$ 480,204	51.3%
	23x-General Administration	\$ -	\$ -	\$ -	#DIV/0!
	24x-School Administration	\$ 54,372	\$ 27,237	\$ 27,135	50.1%
	25x-Business Services	\$ 8,801	\$ 5,912	\$ 2,889	67.2%
	26x-Operations and Maintenance	\$ 1,625	\$ 1,125	\$ 500	69.2%
	27x-Transportation	\$ 6,500	\$ -	\$ 6,500	0.0%
	28x-Central Support Services	\$ 30,512	\$ 4,005	\$ 26,507	13.1%
	29x-Other Support Services	\$ 25,000	\$ 2,784	\$ 22,216	11.1%
	3xx-Community Services	\$ 881,070	\$ 583,019	\$ 298,051	66.2%
	4xx-Payments to Others	\$ 3,927,449	\$ 1,296,648	\$ 2,630,801	33.0%
	6xx-Transfers Out	\$ 18,993	\$ -	\$ 18,993	0.0%
	<b>Total Expenditures</b>	<b>\$ 6,271,997</b>	<b>\$ 2,613,287</b>	<b>\$ 3,658,710</b>	<b>41.7%</b>
	<b>Net Increase (Decrease)</b>	<b>\$ (37,057)</b>			
	<b>July 1, 2025 Fund Balance</b>	<b>\$ 82,410</b>			
	<b>June 30, 2026 Fund Balance</b>	<b>\$ 45,353</b>			

Fund Level	Function	Fiscal Year Budgeted Amount	Fiscal Year Amount	Budget Balance	% of Budget
<b>Special Education Fund</b>	1xx-Local Sources	\$ 7,046,026	\$ 5,649,638	\$ 1,396,388	80.2%
	2xx-Non-Political Sources	\$ 72,511	\$ 3,256	\$ 69,255	4.5%
	3xx-State Sources	\$ 6,491,187	\$ 3,875,644	\$ 2,615,543	59.7%
	4xx-Federal Sources	\$ 2,314,579	\$ 698,982	\$ 1,615,597	30.2%
	5xx-Other Districts	\$ 4,040,051	\$ 1,138,402	\$ 2,901,649	28.2%
	6xx-Transfers	\$ 25,596	\$ -	\$ 25,596	0.0%
	<b>Total Revenues</b>	<b>\$ 19,989,950</b>	<b>\$ 11,365,922</b>	<b>\$ 8,598,432</b>	<b>56.9%</b>
	12x-Added Needs	\$ 4,031,217	\$ 2,566,569	\$ 1,464,648	63.7%
	21x-Pupil Services	\$ 8,916,093	\$ 5,823,882	\$ 3,092,211	65.3%
	22x-Instructional Support	\$ 1,615,275	\$ 1,051,853	\$ 563,422	65.1%
	23x-General Administration	\$ 44,500	\$ 30,034	\$ 14,466	67.5%
	24x-School Administration	\$ 295,294	\$ 216,957	\$ 78,337	73.5%
	25x-Business Services	\$ 23,284	\$ 16,808	\$ 6,476	72.2%
	26x-Operations and Maintenance	\$ 244,171	\$ 160,185	\$ 83,986	65.6%
	27x-Transportation	\$ 1,117,747	\$ 5,395	\$ 1,112,352	0.5%
	28x-Central Support Services	\$ 361,600	\$ 318,364	\$ 43,236	88.0%
	29x-Other Support Services	\$ 94,640	\$ 56,927	\$ 37,713	60.2%
	3xx-Community Services	\$ 332,347	\$ 178,875	\$ 153,472	53.8%
	4xx-Payments to Others	\$ 2,018,023	\$ 53,526	\$ 1,964,497	2.7%
	6xx-Transfers Out	\$ 878,136	\$ -	\$ 878,136	0.0%
	<b>Total Expenditures</b>	<b>\$ 19,972,327</b>	<b>\$ 10,479,375</b>	<b>\$ 9,492,952</b>	<b>52.5%</b>
	<b>Net Increase (Decrease)</b>	<b>\$ 17,623</b>			
	<b>July 1, 2025 Fund Balance</b>	<b>\$ 3,392,230</b>			
	<b>June 30, 2026 Fund Balance</b>	<b>\$ 3,409,853</b>			

## Revenues & Expenditures as of March 31, 2026

### EASTERN UPPER PENINSULA ISD

Fund Level	Function	Fiscal Year Budgeted Amount	Fiscal Year Amount	Budget Balance	Fiscal Year Amount
EUPConnect Collaborative Fund	1xx-Local Sources	\$ 9,000	\$ 9,303	\$ (303)	103.4%
	<b>Total Revenues</b>	<b>\$ 9,000</b>	<b>\$ 9,303</b>	<b>\$ (303)</b>	<b>103.4%</b>
	23x-General Administration	\$ -	\$ -	\$ -	#DIV/0!
	25x-Business Services	\$ 500	\$ 10	\$ 490	2.0%
	28x-Central Support Services	\$ 108,000	\$ 36,002	\$ 71,998	33.3%
	3xx-Community Services	\$ 38,000	\$ 19,150	\$ 18,850	50.4%
	<b>Total Expenditures</b>	<b>\$ 146,500</b>	<b>\$ 55,162</b>	<b>\$ 91,338</b>	<b>37.7%</b>
	<b>Net Increase (Decrease)</b>	<b>\$ (137,500)</b>			
<b>July 1, 2025 Fund Balance</b>		<b>\$ 447,159</b>			
<b>June 30, 2026 Fund Balance</b>		<b>\$ 309,659</b>			

Fund Level	Function	Fiscal Year Budgeted Amount	Fiscal Year Amount	Budget Balance	% of Budget	
Career & Technical Education Fund	1xx-Local Sources	\$ 3,151,913	\$ 2,582,432	\$ 569,481	81.9%	
	3xx-State Sources	\$ 29,801	\$ 24,818	\$ 4,983	83.3%	
	4xx-Federal Sources	\$ 101,461	\$ 35,176	\$ 66,285	34.7%	
	5xx-Other Districts	\$ 44,176	\$ -	\$ 44,176	0.0%	
	<b>Total Revenues</b>	<b>\$ 3,327,351</b>	<b>\$ 2,642,426</b>	<b>\$ 684,925</b>	<b>79.4%</b>	
	12x-Added Needs	\$ 84,057	\$ 44,600	\$ 39,457	53.1%	
	13x-Adult/Continuing Education	\$ -	\$ -	\$ -	#DIV/0!	
	21x-Pupil Services	\$ 5,000	\$ -	\$ 5,000	0.0%	
	22x-Instructional Support	\$ 365,691	\$ 252,741	\$ 112,950	69.1%	
	25x-Business Services	\$ 8,500	\$ 7,143	\$ 1,357	84.0%	
	27x-Transportation	\$ 7,000	\$ 271	\$ 6,729	3.9%	
	28x-Central Support Services	\$ 32,793	\$ 6,425	\$ 26,368	19.6%	
	4xx-Payments to Others	\$ 3,454,060	\$ 844,439	\$ 2,609,621	24.4%	
	6xx-Transfers Out	\$ 42,803	\$ -	\$ 42,803	0.0%	
	<b>Total Expenditures</b>	<b>\$ 3,999,904</b>	<b>\$ 1,155,619</b>	<b>\$ 2,844,285</b>	<b>28.9%</b>	
	<b>Net Increase (Decrease)</b>	<b>\$ (672,553)</b>				
	<b>July 1, 2025 Fund Balance</b>		<b>\$ 1,436,728</b>			
	<b>June 30, 2026 Fund Balance</b>		<b>\$ 764,175</b>			

Fund Level	Function	Fiscal Year Budgeted Amount	Fiscal Year Amount	Budget Balance	% of Budget
Cooperative Technology Fund	1xx-Local Sources	\$ 533,600	\$ 54,605	\$ 478,995	10.2%
	3xx-State Sources	\$ -	\$ -	\$ -	#DIV/0!
	5xx-Other Districts	\$ 1,648,655	\$ 1,007,943	\$ 640,712	61.1%
	6xx-Transfers	\$ 321,151	\$ -	\$ 321,151	0.0%
	<b>Total Revenues</b>	<b>\$ 2,503,406</b>	<b>\$ 1,062,548</b>	<b>\$ 1,440,858</b>	<b>42.4%</b>
	23x-General Administration	\$ 1,500	\$ 1,039	\$ -	69.3%
	25x-Business Services	\$ 220	\$ -	\$ 220	0.0%
	26x-Operations and Maintenance	\$ 77,991	\$ 26,425	\$ 51,566	33.9%
	28x-Central Support Services	\$ 2,436,483	\$ 1,195,149	\$ 1,241,334	49.1%
	45x-Building Improvements	\$ -	\$ -	\$ -	#DIV/0!
	6xx-Transfers Out	\$ 45,000	\$ -	\$ 45,000	0.0%
	<b>Total Expenditures</b>	<b>\$ 2,561,194</b>	<b>\$ 1,222,613</b>	<b>\$ 1,338,120</b>	<b>47.7%</b>
	<b>Net Increase (Decrease)</b>	<b>\$ (57,788)</b>			
	<b>July 1, 2025 Fund Balance</b>		<b>\$ 1,333,477</b>		
<b>June 30, 2026 Fund Balance</b>		<b>\$ 1,275,689</b>			

Fund Level	Function	Fiscal Year Budgeted Amount	Fiscal Year Amount	Budget Balance	% of Budget
Business Consortium Fund	1xx-Local Sources	\$ 6,200	\$ 7,187	\$ (987)	115.9%
	3xx-State Sources	\$ -	\$ -	\$ -	#DIV/0!
	4xx-Federal Sources	\$ 553,158	\$ 553,158	\$ -	100.0%
	5xx-Other Districts	\$ 938,048	\$ 701,492	\$ 236,556	74.8%
	6xx-Transfers	\$ 11,132	\$ -	\$ 11,132	0.0%
	<b>Total Revenues</b>	<b>\$ 1,508,538</b>	<b>\$ 1,261,837</b>	<b>\$ 246,701</b>	<b>#DIV/0!</b>
	25x-Business Services	\$ 1,029,519	\$ 637,056	\$ 392,463	61.9%
	26x-Operations and Maintenance	\$ -	\$ -	\$ -	#DIV/0!
	28x-Central Support Services	\$ -	\$ -	\$ -	#DIV/0!
	4xx-Payments to Others	\$ 519,030	\$ 458,832	\$ 60,198	88.4%
	6xx-Transfers Out	\$ 60,598	\$ -	\$ 60,598	0.0%
	<b>Total Expenditures</b>	<b>\$ 1,609,147</b>	<b>\$ 1,095,888</b>	<b>\$ 513,259</b>	<b>68.1%</b>
	<b>Net Increase (Decrease)</b>	<b>\$ (100,609)</b>			
<b>July 1, 2025 Fund Balance</b>		<b>\$ 324,331</b>			
<b>June 30, 2026 Fund Balance</b>		<b>\$ 223,722</b>			

## Revenues & Expenditures as of March 31, 2026

EASTERN UPPER PENINSULA ISD

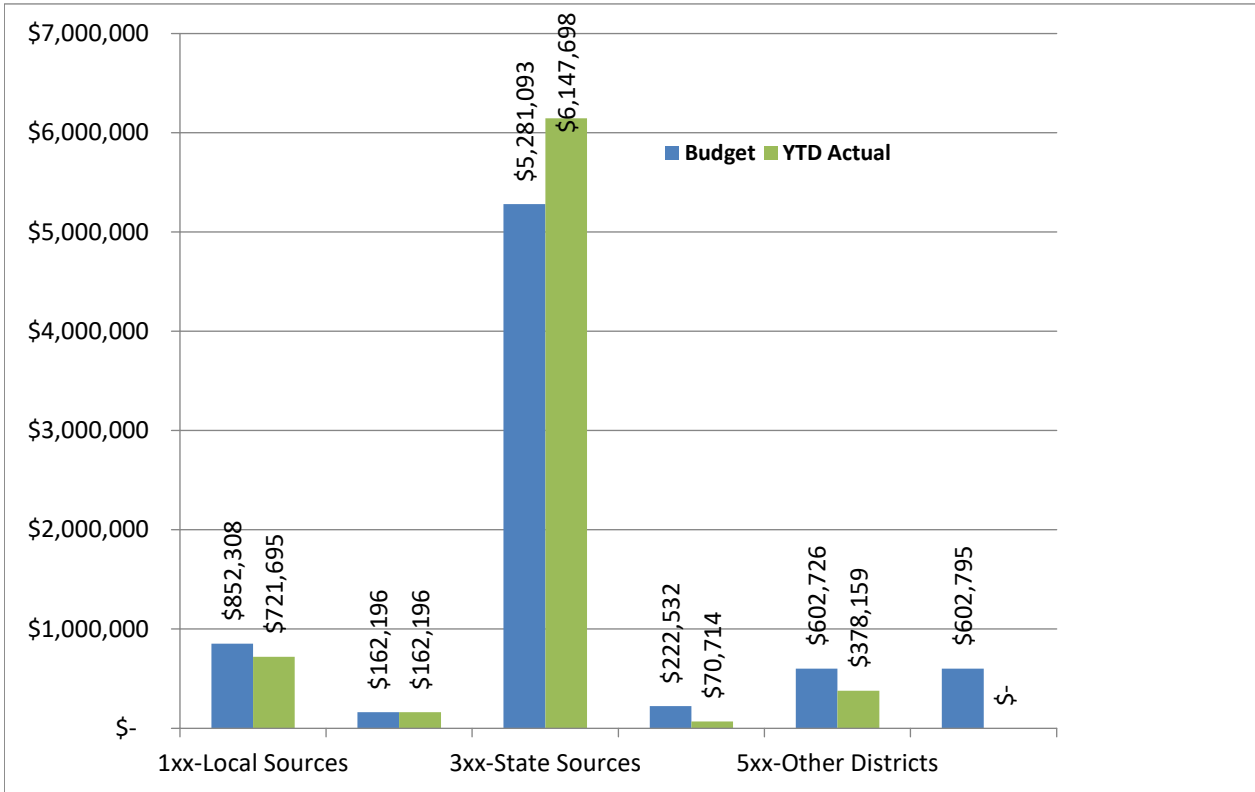
Fund Level	Function	Fiscal Year Budgeted Amount	Fiscal Year Amount
Capital Project Fund	1xx-Local Sources	\$ -	\$ 78,789
	<b>Total Revenues</b>	<b>\$ -</b>	<b>\$ 78,789</b>
	25x-Business Services	\$ -	\$ 220
	26x-Operations and Maintenance	\$ -	\$ 39,085
	28x-Central Support Services	\$ -	\$ -
	29x-Other Support Services	\$ -	\$ -
	45x-Building Improvements	\$ 185,850	\$ 410,049
	5xx-Debt Service	\$ -	\$ 26,203
	<b>Total Expenditures</b>	<b>\$ 185,850</b>	<b>\$ 475,557</b>
	<b>Net Increase (Decrease)</b>	<b>\$ (185,850)</b>	
<b>July 1, 2024 Fund Balance</b>		<b>\$ 3,103,445</b>	
<b>June 30, 2025 Fund Balance</b>		<b>\$ 2,917,595</b>	

Fund Level	Function	Fiscal Year Budgeted Amount	Fiscal Year Amount
Special Education Transportation Fund	1xx-Local Sources	\$ -	\$ -
	5xx-Other Districts	\$ -	\$ -
	<b>Total Revenues</b>	<b>\$ -</b>	<b>\$ -</b>
	27x-Transportation	\$ -	\$ 769,676
	71x-Depreciation Expense	\$ -	\$ -
	<b>Total Expenditures</b>	<b>\$ -</b>	<b>\$ 769,676</b>
	<b>Net Increase (Decrease)</b>	<b>\$ -</b>	
<b>July 1, 2024 Fund Balance</b>		<b>\$ 153,326</b>	
<b>June 30, 2025 Fund Balance</b>		<b>\$ 153,326</b>	

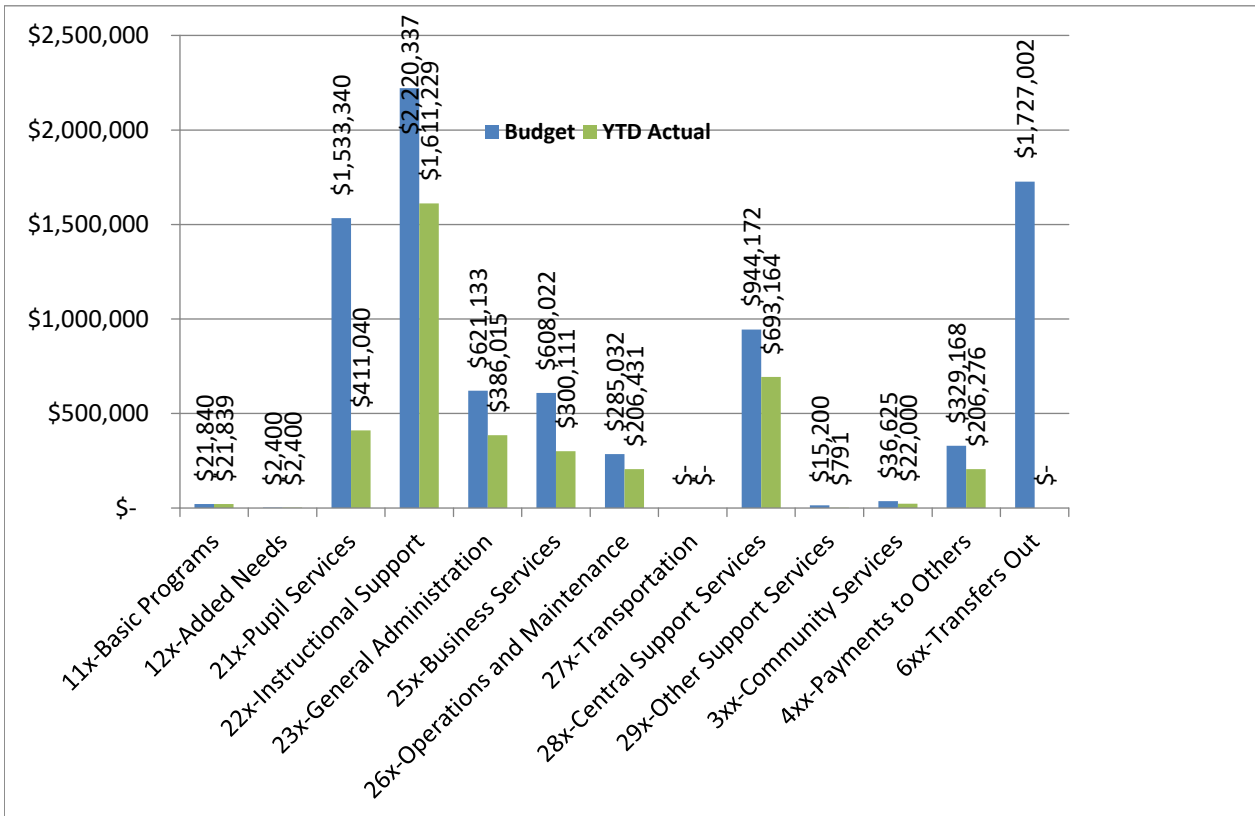
Fund Level	Function	Fiscal Year Budgeted Amount	Fiscal Year Amount
Travel Fund	1xx-Local Sources	\$ -	\$ 80,800
	<b>Total Revenues</b>	<b>\$ -</b>	<b>\$ 80,800</b>
	25x-Business Services	\$ -	\$ 12
	26x-Operations and Maintenance	\$ -	\$ 77,656
	71x-Depreciation Expense	\$ -	\$ -
	<b>Total Expenditures</b>	<b>\$ -</b>	<b>\$ 77,668</b>
	<b>Net Increase (Decrease)</b>	<b>\$ -</b>	
<b>July 1, 2024 Fund Balance</b>		<b>\$ 357,250</b>	
<b>June 30, 2025 Fund Balance</b>		<b>\$ 357,250</b>	

# Eastern Upper Peninsula ISD

## General Fund Revenues as of March 31, 2026

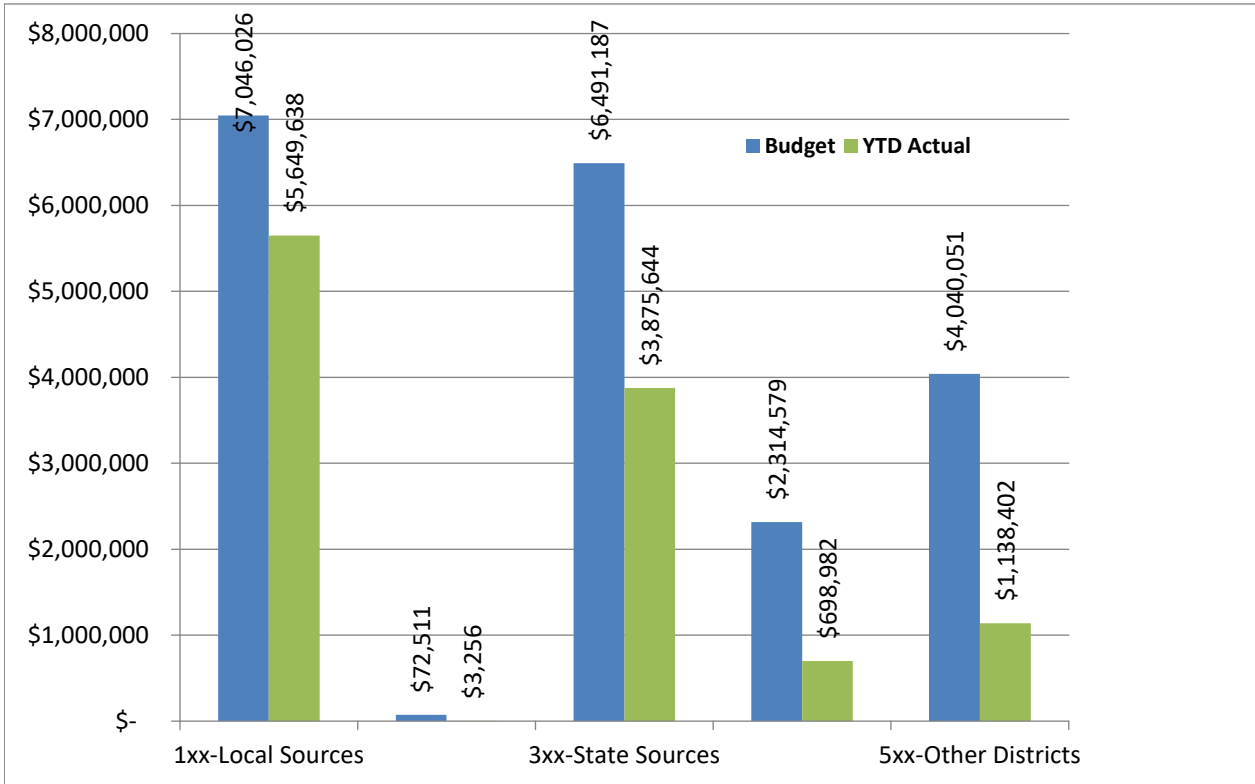


## General Fund Expenditures as of March 31, 2026

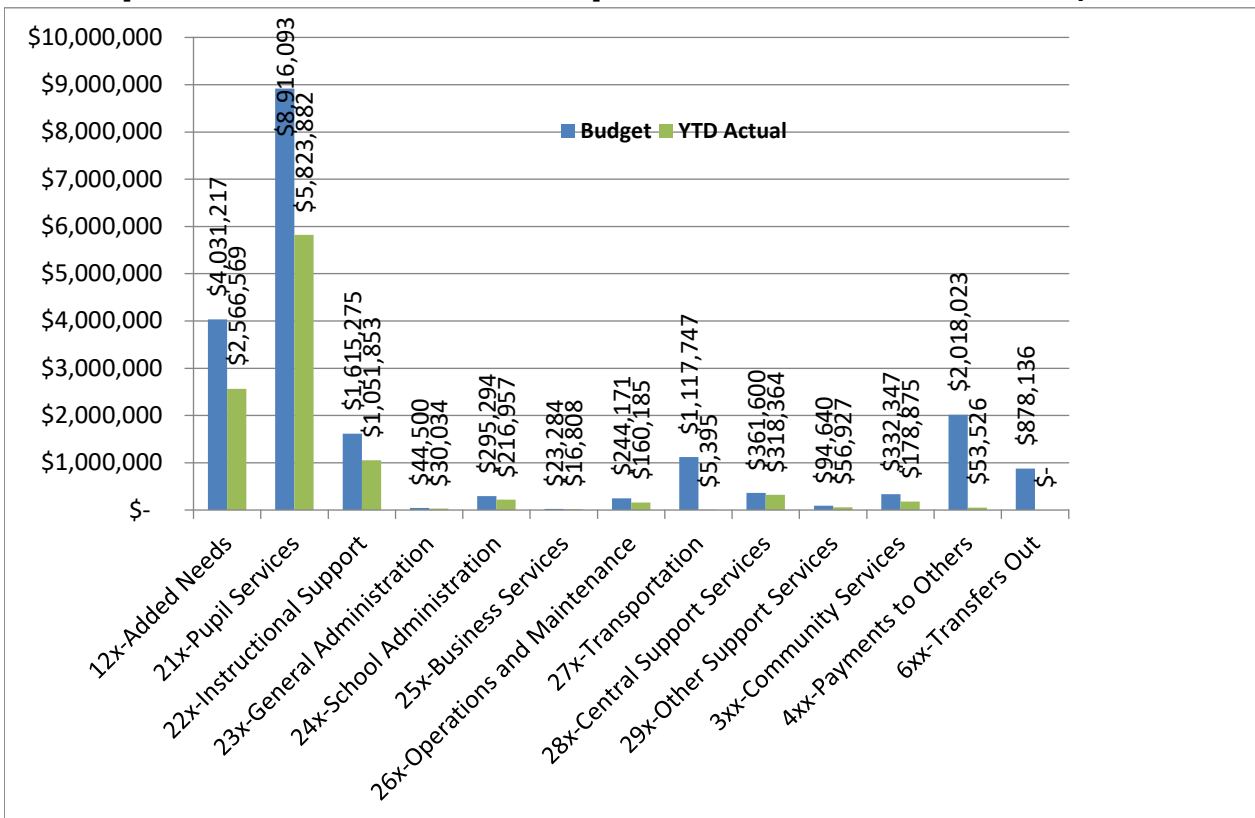


# Eastern Upper Peninsula ISD

## Special Education Fund Revenues as of March 31, 2026



## Special Education Fund Expenditures as of March 31, 2026

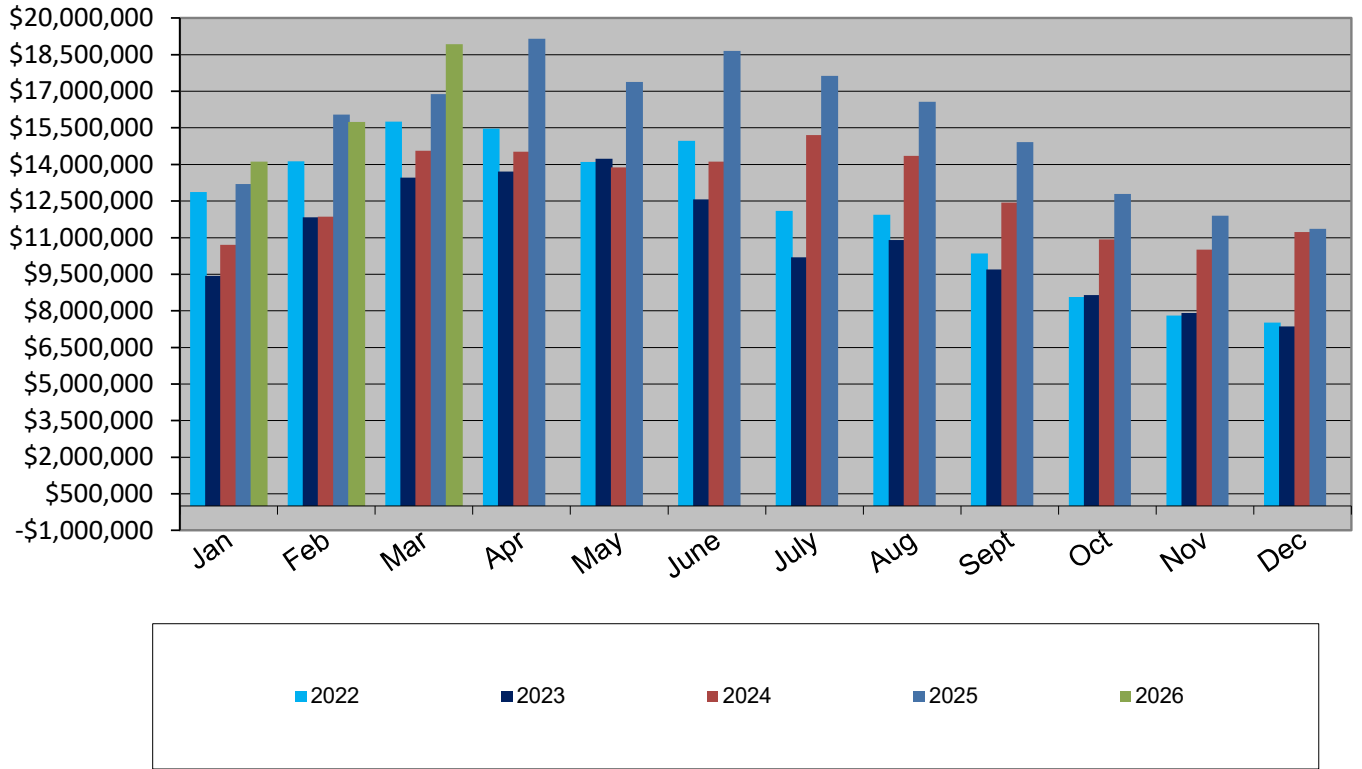


# EASTERN UPPER PENINSULA INTERMEDIATE SCHOOL DISTRICT CASH AND INVESTMENT REPORT

**March 31, 2026**

<u>BANK</u>	<u>ACCOUNT TYPE</u>	<u>BANK BALANCE</u>	<u>INTEREST RATE</u>	<u>INTEREST EARNED</u>	<u>MATURITY DATE</u>
4Front Credit Union	Savings/Checking	\$ 3,358,972	0.31%	\$ 884	
Huntington Bank	Savings	\$ 488,508	0.25%	\$ 101	
Central Savings Bank	Savings	\$ 409,302	1.98%	\$ 993	
MILAF	Pool	\$ 14,669,806	3.66%	\$ 43,726	
<b>Total Cash Invested</b>		<b>\$ 18,926,588</b>		<b>\$ 45,704</b>	

### BANK CASH BALANCE HISTORY



# EASTERN UPPER PENINSULA ISD

## Check Register - March 2026

Fund Charged	Fund Title	Vendor Name	Period	Check Date	Check Number	Transaction Description	Transaction Amount	Budget Unit	Account Code	
11	GENERAL FUND	ADN ADMINISTRATORS INC.	9	03/11/2026	V907440	FEB 2026 CLAIMS	\$12,794.53	11	B451.09	
		<b>ADN ADMINISTRATORS INC. - Total</b>						<b>\$12,794.53</b>		
		AFLAC	9	03/20/2026	304382	DED:6001 AFLAC-AT	\$1,046.48	11	B451.10	
			9	03/20/2026	304382	DED:6002 AFLAC PRE	\$1,319.04	11	B451.10	
		<b>AFLAC - Total</b>						<b>\$2,365.52</b>		
		AFLAC 20 PAY	9	03/20/2026	304383	DED:6006 AFLAC P 20	\$97.62	11	B451.22	
		<b>AFLAC 20 PAY - Total</b>						<b>\$97.62</b>		
		AMERICAN FIDELITY	9	03/20/2026	304384	DED:6052 AF ACCIDNT	\$1,914.60	11	B451.23	
			9	03/20/2026	304384	DED:6053 AF CANCER	\$1,078.90	11	B451.23	
			9	03/20/2026	304384	DED:6054 AF CANCER	\$407.36	11	B451.23	
			9	03/20/2026	304384	DED:6055 AF DISBLTY	\$666.20	11	B451.23	
			9	03/20/2026	304384	DED:6056 AF CRT ILL	\$325.56	11	B451.23	
			9	03/20/2026	304384	DED:6057 AF HOSPITL	\$402.52	11	B451.23	
			9	03/20/2026	304384	DED:6058 AF LIFE	\$1,688.40	11	B451.23	
			9	03/20/2026	304384	OWED EC	(\$25.00)	11	B451.23	
			9	03/20/2026	304384	TCT OWED	(\$22.68)	11	B451.23	
		<b>AMERICAN FIDELITY - Total</b>						<b>\$6,435.86</b>		
		AMERICAN FIDELITY - FSA DEP CARE	9	03/06/2026	304369	DED:6051 AF FSA	\$1,297.48	11	B451.23	
			9	03/20/2026	304385	DED:6051 AF FSA	\$1,297.48	11	B451.23	
		<b>AMERICAN FIDELITY - FSA DEP CARE - Total</b>						<b>\$2,594.96</b>		
		ANNE PARKER	9	03/18/2026	104190	CHAMBER BUS. CATER	\$625.00	11.1283.000.1045	3510.03	
		<b>ANNE PARKER - Total</b>						<b>\$625.00</b>		
		ASHLEY ALLISON	9	03/30/2026	104205	DONATION4HARPER	\$40.00	11.1296.000.1016	7920.01	
		<b>ASHLEY ALLISON - Total</b>						<b>\$40.00</b>		
		AT&T	9	03/24/2026	104193	ISD CO ELEVATOR-FEB26	\$319.50	11.1261.000.1080	3410.01	
		<b>AT&amp;T - Total</b>						<b>\$319.50</b>		
		BAKERWORKS, INC.	9	03/11/2026	V907443	CO-FEB SNOW REMOVAL	\$2,035.00	11.1261.000.1080	3190.01	
		<b>BAKERWORKS, INC. - Total</b>						<b>\$2,035.00</b>		
		BMO FINANCIAL GROUP	9	03/31/2026	600653	PCARD-ARMSTRONG T	\$43.32	11.1226.000.2042	3410.02	
			9	03/31/2026	600653	PCARD-ARMSTRONG T	\$182.46	11.1216.000.2042	3410.02	
			9	03/31/2026	600653	PCARD-BAZINAU J	(\$160.00)	11.1259.000.1100	9999.03	
			9	03/31/2026	600653	PCARD-BAZINAU J	\$1,110.00	11.1221.000.1377	5110.01	
	9	03/31/2026	600653	PCARD-BEACOM B	\$60.90	11.1221.000.1380	3220.07			
	9	03/31/2026	600653	PCARD-BYMA R	\$54.11	11.1283.000.1045	3510.03			
	9	03/31/2026	600653	PCARD-CRAIG H	\$75.34	11.1221.000.2037	3220.01			
	9	03/31/2026	600653	PCARD-CRAIG H	\$637.62	11.1259.000.1100	9999.03			
	9	03/31/2026	600653	PCARD-CURLEY Q	\$30.00	11.1216.000.2042	3220.01			
	9	03/31/2026	600653	PCARD-CURLEY Q	\$62.52	11.1216.000.2042	5110.01			
	9	03/31/2026	600653	PCARD-DAVIS J	\$59.80	11.1261.000.1080	3840			
	9	03/31/2026	600653	PCARD-DAVIS J	\$148.90	11.1261.000.1080	4120.01			
	9	03/31/2026	600653	PCARD-DAVIS J	\$173.87	11.1261.000.1080	5990.01			

# EASTERN UPPER PENINSULA ISD

## Check Register - March 2026

Fund Charged	Fund Title	Vendor Name	Period	Check Date	Check Number	Transaction Description	Transaction Amount	Budget Unit	Account Code			
11	GENERAL FUND	BMO FINANCIAL GROUP	9	03/31/2026	600653	PCARD-DAVIS J	\$210.00	11.1261.000.1080	3220.01			
			9	03/31/2026	600653	PCARD-DEUMAN H	\$70.00	11.1232.000.1050	7410.01			
			9	03/31/2026	600653	PCARD-DUTCHER K	\$11.19	11.1221.000.1370	7910.01			
			9	03/31/2026	600653	PCARD-DUTCHER K	\$74.17	11.1221.000.1370	5990.18			
			9	03/31/2026	600653	PCARD-DUTCHER K	\$157.63	11.1283.000.1095	5990.01			
			9	03/31/2026	600653	PCARD-DUTCHER K	\$308.01	11.1261.000.1080	3410.02			
			9	03/31/2026	600653	PCARD-EDWARDS A	\$58.69	11.1216.000.2042	5110.01			
			9	03/31/2026	600653	PCARD-FINFROCK P	\$150.15	11.1221.000.1315	5110.01			
			9	03/31/2026	600653	PCARD-GILLHOOLEY M	\$0.78	11.1261.000.1080	3430			
			9	03/31/2026	600653	PCARD-HUTCHINSON B	\$2.34	11.1259.000.1100	9999.04			
			9	03/31/2026	600653	PCARD-JOHNSON M	\$26.20	11.1216.000.2042	3210.01			
			9	03/31/2026	600653	PCARD-JONES P	\$9.53	11.1259.000.1100	9999.03			
			9	03/31/2026	600653	PCARD-KRANENDONK S	\$29.24	11.1216.000.2042	3220.01			
			9	03/31/2026	600653	PCARD-MASUGA C	\$463.27	11.1216.000.2042	5110.01			
			9	03/31/2026	600653	PCARD-MASUGA V	\$77.88	11.1283.000.1095	5990.01			
			9	03/31/2026	600653	PCARD-MASUGA V	\$159.80	11.1221.000.3050	5110.01			
			9	03/31/2026	600653	PCARD-MAYER E	\$18.00	11.1261.000.1080	3830			
			9	03/31/2026	600653	PCARD-MAYER E	\$45.98	11.1232.000.1050	5990.01			
			9	03/31/2026	600653	PCARD-MAYER E	\$302.61	11.1261.000.1080	3410.02			
			9	03/31/2026	600653	PCARD-MCARTHUR A	\$29.00	11.1232.000.1050	7910.01			
			9	03/31/2026	600653	PCARD-MCARTHUR A	\$350.00	11.1231.000.1040	3220.01			
			9	03/31/2026	600653	PCARD-MCARTHUR A	\$1,593.12	11.1232.000.1050	3220.01			
			9	03/31/2026	600653	PCARD-MCARTHUR A	\$4,417.02	11.1283.000.1045	3510.03			
			9	03/31/2026	600653	PCARD-MCCORD T	\$2,831.00	11.1221.000.2037	3450			
			9	03/31/2026	600653	PCARD-MCCORD T	\$5,215.00	11.1221.000.2027	3450			
			9	03/31/2026	600653	PCARD-MCKINNEY D	\$18.74	11.1261.000.1080	3410.02			
			9	03/31/2026	600653	PCARD-MCKINNEY D	\$49.52	11.1283.000.1065	3410.02			
			9	03/31/2026	600653	PCARD-MCKINNEY D	\$51.50	11.1252.000.1060	5910.01			
			9	03/31/2026	600653	PCARD-PARISH M	\$95.38	11.1261.000.1080	5990.02			
			9	03/31/2026	600653	PCARD-PARISH M	\$99.00	11.1222.000.1450	3220.01			
			9	03/31/2026	600653	PCARD-PARISH M	\$149.33	11.1252.000.1060	3220.03			
			9	03/31/2026	600653	PCARD-PARISH M	\$180.00	11.1221.000.1370	3220.01			
			9	03/31/2026	600653	PCARD-PARISH M	\$235.33	11.1227.000.1001	3220.01			
			9	03/31/2026	600653	PCARD-REYNOLDS M	\$202.23	11.1259.000.1100	9999.04			
			9	03/31/2026	600653	PCARD-RUTLEDGE T	\$181.28	11.1259.000.1100	9999.03			
			9	03/31/2026	600653	PCARD-SLATER C	\$105.00	11.1252.000.1060	3220.01			
			9	03/31/2026	600653	PCARD-ST. ONGE K	\$96.77	11.1221.000.1370	3220.44			
			9	03/31/2026	600653	PCARD-ST. ONGE K	\$140.00	11.1221.000.1370	5990.16			
			9	03/31/2026	600653	PCARD-WOLFE H	\$30.00	11.1216.000.2042	3210.01			
			9	03/31/2026	600653	PCARD-WOLFE H	\$68.50	11.1216.000.2042	5110.01			
			<b>BMO FINANCIAL GROUP - Total</b>							<b>\$20,792.03</b>		
					BRIAN KING	9	03/03/2026	104176	MILAGE	\$30.45	11.1221.000.2037	3210.01
			<b>BRIAN KING - Total</b>							<b>\$30.45</b>		

# EASTERN UPPER PENINSULA ISD

## Check Register - March 2026

Fund Charged	Fund Title	Vendor Name	Period	Check Date	Check Number	Transaction Description	Transaction Amount	Budget Unit	Account Code	
11	GENERAL FUND	BRIMLEY AREA SCHOOLS	9	03/04/2026	V907412	R SORQUIST	\$75.00	11.1411.000.1001	8910.01	
		<b>BRIMLEY AREA SCHOOLS - Total</b>						<b>\$75.00</b>		
		CHAMBER OF COMMERCE-SAULT	9	03/04/2026	V907414	26 SPONSOR-SILVER PKG	\$1,000.00	11.1232.000.1050	7410.01	
		<b>CHAMBER OF COMMERCE-SAULT - Total</b>						<b>\$1,000.00</b>		
		CITY OF SAULT STE MARIE	9	03/06/2026	304378	WATER/SEWER FEB 2026	\$330.20	11.1261.000.1080	3830	
		<b>CITY OF SAULT STE MARIE - Total</b>						<b>\$330.20</b>		
		CLOVERLAND ELECTRIC COOPERATIVE	9	03/02/2026	304368	ELECTRICITY-ISD JAN26	\$1,677.89	11.1261.000.1080	5520	
			9	03/31/2026	304398	ELECTRIC- ISD FEB 26	\$43.78	11.1261.000.1080	5520	
			9	03/31/2026	304398	ELECTRIC-ISD FEB 26	\$1,503.08	11.1261.000.1080	5520	
		<b>CLOVERLAND ELECTRIC COOPERATIVE - Total</b>						<b>\$3,224.75</b>		
		DBA THE WICKED SISTER	9	03/04/2026	V907415	ECIP LUNCH	\$105.00	11.1221.000.1052	3220.05	
			9	03/04/2026	V907415	INDIGENOUS ED LUNCH	\$195.00	11.1227.000.1001	3220.01	
			9	03/04/2026	V907415	TRICOUNTY LUNCH	\$120.00	11.1232.000.1050	3220.02	
		<b>DBA THE WICKED SISTER - Total</b>						<b>\$420.00</b>		
		DTE ENERGY CO.	9	03/24/2026	104198	HEAT 2/3-3/4/26	\$741.80	11.1261.000.1080	5510	
		<b>DTE ENERGY CO. - Total</b>						<b>\$741.80</b>		
		EDUSTAFF	9	03/18/2026	304381	PPE 2/15-2/28/2026	\$356.90	11.1261.000.1080	3190.01	
			9	03/24/2026	304394	PPE 3/1-3/14/2026	\$479.26	11.1261.000.1080	3190.01	
		<b>EDUSTAFF - Total</b>						<b>\$836.16</b>		
		EFTPS	9	03/06/2026	304370	DED:*FI FICA	\$50,939.78	11	B451.01	
			9	03/06/2026	304370	DED:*FM MEDICARE	\$11,913.36	11	B451.01	
			9	03/06/2026	304370	DED:*FT FEDERAL	\$28,122.53	11	B451.02	
			9	03/20/2026	304386	DED:*FI FICA	\$52,352.56	11	B451.01	
			9	03/20/2026	304386	DED:*FM MEDICARE	\$12,243.74	11	B451.01	
			9	03/20/2026	304386	DED:*FT FEDERAL	\$28,819.02	11	B451.02	
		<b>EFTPS - Total</b>						<b>\$184,390.99</b>		
		ENGADINE CONSOLIDATED SCHOOLS	9	03/04/2026	V907417	K SHAFER	\$75.00	11.1411.000.1001	8910.01	
			9	03/11/2026	V907449	FEES- ORS + UIA	\$74.44	11.1252.000.1060	7410.01	
		<b>ENGADINE CONSOLIDATED SCHOOLS - Total</b>						<b>\$149.44</b>		
		EPARS	9	03/06/2026	304371	DED:7200 403B	\$1,375.58	11	B451.13	
			9	03/06/2026	304371	DED:7201 403B	\$300.00	11	B451.13	
			9	03/06/2026	304371	DED:7202 403B	\$1,020.00	11	B451.13	
			9	03/06/2026	304371	DED:7203 403B	\$1,245.00	11	B451.13	
			9	03/06/2026	304371	DED:7204 403B	\$625.00	11	B451.13	
			9	03/06/2026	304371	DED:7213 403B%	\$696.38	11	B451.13	
			9	03/06/2026	304371	DED:7250 403B ROTH	\$100.00	11	B451.13	
			9	03/06/2026	304371	DED:7256 403B ROTH%	\$416.72	11	B451.13	
			9	03/06/2026	304371	DED:7263 403B%	\$167.90	11	B451.13	
			9	03/06/2026	304371	DED:7300 457 PRE T	\$587.00	11	B451.13	
			9	03/06/2026	304371	DED:7303 457 PRE T	\$945.00	11	B451.13	

# EASTERN UPPER PENINSULA ISD

## Check Register - March 2026

Fund Charged	Fund Title	Vendor Name	Period	Check Date	Check Number	Transaction Description	Transaction Amount	Budget Unit	Account Code			
11	GENERAL FUND	EPARS	9	03/06/2026	304371	DED:7304 457 PRE T	\$1,600.00	11	B451.13			
			9	03/06/2026	304371	DED:7353 457 ROTH	\$600.00	11	B451.13			
			9	03/20/2026	304387	DED:7200 403B	\$1,375.58	11	B451.13			
			9	03/20/2026	304387	DED:7201 403B	\$300.00	11	B451.13			
			9	03/20/2026	304387	DED:7202 403B	\$1,020.00	11	B451.13			
			9	03/20/2026	304387	DED:7203 403B	\$1,245.00	11	B451.13			
			9	03/20/2026	304387	DED:7204 403B	\$625.00	11	B451.13			
			9	03/20/2026	304387	DED:7213 403B%	\$725.68	11	B451.13			
			9	03/20/2026	304387	DED:7250 403B ROTH	\$100.00	11	B451.13			
			9	03/20/2026	304387	DED:7256 403B ROTH%	\$427.68	11	B451.13			
			9	03/20/2026	304387	DED:7263 403B%	\$167.90	11	B451.13			
			9	03/20/2026	304387	DED:7300 457 PRE T	\$587.00	11	B451.13			
			9	03/20/2026	304387	DED:7303 457 PRE T	\$945.00	11	B451.13			
			9	03/20/2026	304387	DED:7304 457 PRE T	\$1,600.00	11	B451.13			
			9	03/20/2026	304387	DED:7353 457 ROTH	\$600.00	11	B451.13			
			<b>EPARS - Total</b>							<b>\$19,397.42</b>		
				FRESH AIR AVIATION		9	03/04/2026	V907419	JOHNSON, M BCBA	\$109.00	11.1216.000.2042	3210.01
			9	03/25/2026	V907480	BAZINAU	\$109.00	11.1221.000.1377	3210.01			
			9	03/31/2026	V907495	JOHNSON, M BCBA	\$218.00	11.1216.000.2042	3210.01			
			9	03/31/2026	V907495	WOLFE, H 31N	\$109.00	11.1216.000.2042	3210.01			
<b>FRESH AIR AVIATION - Total</b>							<b>\$545.00</b>					
	GFL ENVIRONMENTAL USA INC		9	03/25/2026	V907482	CO TRASH MARCH	\$434.32	11.1261.000.1080	3840			
<b>GFL ENVIRONMENTAL USA INC - Total</b>							<b>\$434.32</b>					
	GORDON FOOD SERVICE		9	03/30/2026	104208	TEA PLATE COCO SNACKS	\$536.09	11.1261.000.1080	5910.01			
<b>GORDON FOOD SERVICE - Total</b>							<b>\$536.09</b>					
	GREAT LAKES COCA-COLA DISTRIBUTION		9	03/03/2026	104175	CAN RETURNS	(\$48.00)	11.1261.000.1080	5990.02			
			9	03/03/2026	104175	POP	\$339.00	11.1261.000.1080	5990.02			
<b>GREAT LAKES COCA-COLA DISTRIBUTION - Total</b>							<b>\$291.00</b>					
	GUIDOS PREMIUM PIZZA		9	03/04/2026	V907420	LEARN BY HEARING LUNC	\$69.59	11.1221.000.1370	3220.43			
			9	03/31/2026	V907496	6-12 ELA COP LUNCH	\$70.66	11.1227.000.1001	3220.01			
			9	03/31/2026	V907496	READING RECOVER LUNCH	\$48.01	11.1221.000.1380	3220.07			
			9	03/31/2026	V907496	READY SET MATH LUNCH	\$153.09	11.1221.000.2010	3220.01			
<b>GUIDOS PREMIUM PIZZA - Total</b>							<b>\$341.35</b>					
	HEALTH EQUITY INC		9	03/06/2026	304372	DED:2205 HSA EE ADM	\$4,135.06	11	B451.20			
			9	03/06/2026	304372	DED:2206 HSA EE TCH	\$1,972.49	11	B451.20			
			9	03/06/2026	304372	DED:2207 HSA EE SUP	\$400.00	11	B451.20			
			9	03/20/2026	304388	DED:2205 HSA EE ADM	\$4,125.06	11	B451.20			
			9	03/20/2026	304388	DED:2206 HSA EE TCH	\$1,972.49	11	B451.20			
			9	03/20/2026	304388	DED:2207 HSA EE SUP	\$400.00	11	B451.20			
<b>HEALTH EQUITY INC - Total</b>							<b>\$13,005.10</b>					

# EASTERN UPPER PENINSULA ISD

## Check Register - March 2026

Fund Charged	Fund Title	Vendor Name	Period	Check Date	Check Number	Transaction Description	Transaction Amount	Budget Unit	Account Code	
11	GENERAL FUND	JASON SOMERS	9	03/03/2026	104181	MILAGE	\$44.23	11.1221.000.2037	3210.01	
		<b>JASON SOMERS - Total</b>						<b>\$44.23</b>		
		KSS ENTERPRISES	9	03/04/2026	V907421	JANITORIAL SUPPLIES	\$16.80	11.1261.000.1080	5990.01	
			9	03/11/2026	V907454	JANITORIAL SUPPLIES	\$172.73	11.1261.000.1080	5990.01	
		<b>KSS ENTERPRISES - Total</b>						<b>\$189.53</b>		
		LAW OFFICES OF DENNIS POLLARD PC	9	03/31/2026	V907498	LEGAL SERVICES	\$71.58	11.1231.000.1040	3170.01	
		<b>LAW OFFICES OF DENNIS POLLARD PC - Total</b>						<b>\$71.58</b>		
		LES CHENEAU COMM SCHOOLS	9	03/04/2026	V907423	A CLEGG	\$75.00	11.1411.000.1001	8910.01	
		<b>LES CHENEAU COMM SCHOOLS - Total</b>						<b>\$75.00</b>		
		MADISON NATIONAL LIFE	9	03/04/2026	V907424	MARCH LIFE + LTD	\$4,778.93	11	B451.18	
			9	03/31/2026	V907499	APRIL LIFE & LTD	\$4,827.34	11	B451.18	
		<b>MADISON NATIONAL LIFE - Total</b>						<b>\$9,606.27</b>		
		MENOMINEE COUNTY ISD	9	03/30/2026	104209	KAROUB LOBBYING	\$3,000.00	11.1231.000.1040	3190.01	
		<b>MENOMINEE COUNTY ISD - Total</b>						<b>\$3,000.00</b>		
		MESSA	9	03/12/2026	304379	OPTIONS MARCH 2026	\$772.67	11	B451.07	
			9	03/12/2026	304379	STAFF MARCH 2026	\$122,175.92	11	B451.06	
			9	03/12/2026	304379	SUPPORT MARCH 2026	\$25,882.56	11	B451.05	
		<b>MESSA - Total</b>						<b>\$148,831.15</b>		
		MICHIGAN PUBLIC SCHOOL	9	03/06/2026	304373	DED:0101 BASIC 0% H	\$3,417.69	11	B451.04	
			9	03/06/2026	304373	DED:0104 MIP FIX H	\$2,073.97	11	B451.04	
			9	03/06/2026	304373	DED:0105 MIP GRAD H	\$30,737.11	11	B451.04	
			9	03/06/2026	304373	DED:0106 MIP PLUS H	\$4,967.42	11	B451.04	
			9	03/06/2026	304373	DED:0107 MIP 7% H	\$18,204.49	11	B451.04	
			9	03/06/2026	304373	DED:0109 PEN PLUS H	\$1,193.30	11	B451.04	
			9	03/06/2026	304373	DED:0207 MIP 7% P	\$1,566.14	11	B451.04	
			9	03/06/2026	304373	DED:0209 PEN PLUS P	\$6,110.55	11	B451.04	
			9	03/06/2026	304373	DED:0210 DC PHF	\$16,321.61	11	B451.04	
			9	03/06/2026	304373	DED:0211 P PLUS 2	\$28,542.88	11	B451.04	
			9	03/06/2026	304373	DED:0999 TDP	\$150.30	11	B451.04	
			9	03/20/2026	304389	DED:0101 BASIC 0% H	\$3,417.69	11	B451.04	
			9	03/20/2026	304389	DED:0104 MIP FIX H	\$2,343.69	11	B451.04	
			9	03/20/2026	304389	DED:0105 MIP GRAD H	\$30,980.40	11	B451.04	
			9	03/20/2026	304389	DED:0106 MIP PLUS H	\$5,283.37	11	B451.04	
			9	03/20/2026	304389	DED:0107 MIP 7% H	\$18,391.34	11	B451.04	
			9	03/20/2026	304389	DED:0109 PEN PLUS H	\$1,193.30	11	B451.04	
			9	03/20/2026	304389	DED:0207 MIP 7% P	\$1,566.14	11	B451.04	
	9	03/20/2026	304389	DED:0209 PEN PLUS P	\$6,110.55	11	B451.04			
	9	03/20/2026	304389	DED:0210 DC PHF	\$17,158.17	11	B451.04			
	9	03/20/2026	304389	DED:0211 P PLUS 2	\$28,870.66	11	B451.04			
	9	03/20/2026	304389	DED:0999 TDP	\$150.30	11	B451.04			
	9	03/20/2026	304392	MARCH UAAL	\$133,842.76	11	B451.16			
<b>MICHIGAN PUBLIC SCHOOL - Total</b>						<b>\$362,593.83</b>				

# EASTERN UPPER PENINSULA ISD

## Check Register - March 2026

Fund Charged	Fund Title	Vendor Name	Period	Check Date	Check Number	Transaction Description	Transaction Amount	Budget Unit	Account Code		
11	GENERAL FUND	MICHIGAN PUBLIC SCHOOL - DC	9	03/06/2026	304374	DED:0299 MPSERS PHF	\$9,537.80	11	B451.04		
			9	03/06/2026	304374	DED:0302 DEF CONT	\$145.74	11	B451.04		
			9	03/06/2026	304374	DED:0303 PP DEF CON	\$3,970.54	11	B451.04		
			9	03/06/2026	304374	DED:0306 P PLUS2 DC	\$5,690.82	11	B451.04		
			9	03/06/2026	304374	DED:0310 DC 4% ER	\$4,315.46	11	B451.04		
			9	03/06/2026	304374	DED:0380 DC ROTH PT	\$349.42	11	B451.04		
			9	03/06/2026	304374	DED:0381 PHF ROTH	\$83.37	11	B451.04		
			9	03/06/2026	304374	DED:0382 DC ER ROTH	\$41.69	11	B451.04		
			9	03/06/2026	304374	DED:0383 DC ER PHF	\$83.37	11	B451.04		
			9	03/06/2026	304374	DED:0399 DC EE CONT	\$8,461.76	11	B451.04		
			9	03/06/2026	304374	FORFEITURE CREDIT	(\$13,699.46)	11.0312.000.0000	0312.01		
			9	03/20/2026	304390	AR OWES	\$194.90	11	B451.04		
			9	03/20/2026	304390	DED:0299 MPSERS PHF	\$9,935.38	11	B451.04		
			9	03/20/2026	304390	DED:0302 DEF CONT	\$159.85	11	B451.04		
			9	03/20/2026	304390	DED:0303 PP DEF CON	\$3,994.31	11	B451.04		
			9	03/20/2026	304390	DED:0306 P PLUS2 DC	\$6,007.22	11	B451.04		
			9	03/20/2026	304390	DED:0310 DC 4% ER	\$4,535.46	11	B451.04		
			9	03/20/2026	304390	DED:0380 DC ROTH PT	\$383.94	11	B451.04		
			9	03/20/2026	304390	DED:0381 PHF ROTH	\$83.37	11	B451.04		
			9	03/20/2026	304390	DED:0382 DC ER ROTH	\$41.75	11	B451.04		
		9	03/20/2026	304390	DED:0383 DC ER PHF	\$83.37	11	B451.04			
		9	03/20/2026	304390	DED:0399 DC EE CONT	\$10,893.49	11	B451.04			
		9	03/20/2026	304390	FORFEITURE CREDIT	(\$14,315.98)	11.0312.000.0000	0312.01			
		<b>MICHIGAN PUBLIC SCHOOL - DC - Total</b>							<b>\$40,977.57</b>		
				NATIONAL OFFICE PRODUCTS	9	03/11/2026	V907458	269.15	\$269.15	11.1261.000.1080	4120.01
					9	03/11/2026	V907458	BUS OFF - COP OVG	\$178.39	11.1261.000.1080	4120.01
					9	03/11/2026	V907458	DOWNSTAIRS - COP OVG	\$21.43	11.1261.000.1080	4120.01
					9	03/11/2026	V907458	EC LSSU - COP OVG	\$275.33	11.1261.000.1080	4120.01
		9	03/11/2026		V907458	LC BUSINESS OFFICE	\$3.20	11.1261.000.1060	4120.01		
<b>NATIONAL OFFICE PRODUCTS - Total</b>							<b>\$747.50</b>				
		NATIONAL VISION ADMINISTRATORS, LLC	9	03/06/2026	304375	NVA CLAIMS FEB 16-28	\$335.96	11	B451.09		
			9	03/06/2026	304376	NVA ADMIN FEES - FEB	\$315.90	11	B451.09		
			9	03/23/2026	304393	NVA CLAIMS MAR 1 - 15	\$751.94	11	B451.09		
<b>NATIONAL VISION ADMINISTRATORS, LLC - Total</b>							<b>\$1,403.80</b>				
		OJIBWE CHARTER SCHOOL	9	03/04/2026	V907426	S BAKER	\$75.00	11.1411.000.1001	8910.01		
<b>OJIBWE CHARTER SCHOOL - Total</b>							<b>\$75.00</b>				
		PARKERS HARDWARE	9	03/10/2026	104187	MISC. SUPPLIES	\$283.91	11.1261.000.1080	5990.01		
			9	03/10/2026	104187	MISC.SUPPLIES	\$38.95	11.1261.000.1080	5990.01		
<b>PARKERS HARDWARE - Total</b>							<b>\$322.86</b>				
		PENNYS KITCHEN	9	03/04/2026	V907428	6-12 VPAA LUNCH	\$173.40	11.1227.000.1001	3190.01		
			9	03/25/2026	V907486	MATHS LUNCH	\$140.40	11.1227.000.1001	3220.01		
			9	03/31/2026	V907501	INDIGENOUS ED LUNCH	\$147.90	11.1227.000.1001	3220.01		

# EASTERN UPPER PENINSULA ISD

## Check Register - March 2026

Fund Charged	Fund Title	Vendor Name	Period	Check Date	Check Number	Transaction Description	Transaction Amount	Budget Unit	Account Code
11	GENERAL FUND	PENNY'S KITCHEN	9	03/31/2026	V907501	READY SET MATH LUNCH	\$185.10	11.1221.000.2010	3220.01
			9	03/31/2026	V907501	TRICOUNTY LUNCH	\$214.20	11.1232.000.1050	3220.02
			9	03/31/2026	V907501	VAL LUNCH	\$50.40	11.1221.000.1370	3220.01
<b>PENNY'S KITCHEN - Total</b>							<b>\$911.40</b>		
		PICKFORD PUBLIC SCHOOLS	9	03/04/2026	V907430	VPAA COP 2/24/26	\$150.00	11.1411.000.1001	8910.01
<b>PICKFORD PUBLIC SCHOOLS - Total</b>							<b>\$150.00</b>		
		QUILL CORPORATION	9	03/04/2026	V907432	LABEL MAKER SUPPLIES	\$61.74	11.1261.000.1080	5910.01
			9	03/04/2026	V907432	PAPER COFFEE	\$381.24	11.1261.000.1080	5910.01
			9	03/04/2026	V907432	POSTER INK	\$81.13	11.1222.000.1450	7910.01
			9	03/04/2026	V907432	SNACKS	\$33.46	11.1261.000.1080	5910.01
<b>QUILL CORPORATION - Total</b>							<b>\$557.57</b>		
		ROTARY CLUB OF SAULT STE MARIE	9	03/30/2026	104211	QRTLY DUES APR-JUN26	\$272.85	11.1232.000.1050	7410.01
<b>ROTARY CLUB OF SAULT STE MARIE - Total</b>							<b>\$272.85</b>		
		RUDYARD AREA SCHOOL	9	03/04/2026	V907434	M BENSON	\$75.00	11.1411.000.1001	8910.01
<b>RUDYARD AREA SCHOOL - Total</b>							<b>\$75.00</b>		
		SAULT AREA SCHOOLS	9	03/04/2026	V907435	SS COP 1/29/26	\$450.00	11.1411.000.1001	8910.01
			9	03/04/2026	V907435	VPAA COP 2/24/26	\$225.00	11.1411.000.1001	8910.01
<b>SAULT AREA SCHOOLS - Total</b>							<b>\$675.00</b>		
		SEG WORKERS COMPENSATION FUND	9	03/24/2026	104204	Q4 WC - GEN FUND	\$1,275.00	11.1259.000.1090	2840
<b>SEG WORKERS COMPENSATION FUND - Total</b>							<b>\$1,275.00</b>		
		SEHI-PROCOMP COMPUTER PRDTS	9	03/11/2026	V907464	(5) SURFACE LAPTOPS (\$170)	\$10,072.50	11.1221.000.3050	6420.01
<b>SEHI-PROCOMP COMPUTER PRDTS - Total</b>							<b>\$10,072.50</b>		
		SET INSURANCE	9	03/12/2026	304380	MARCH 2026	\$2,926.29	11	B451.19
<b>SET INSURANCE - Total</b>							<b>\$2,926.29</b>		
		SOOO CLEAN LLC	9	03/03/2026	104182	CO - CARPET CLEAN	\$272.80	11.1261.000.1080	3190.01
			9	03/03/2026	104182	CO - DEEP CLEAN	\$6,930.00	11.1261.000.1080	3190.01
<b>SOOO CLEAN LLC - Total</b>							<b>\$7,202.80</b>		
		ST MARYS CATHOLIC SCHOOL	9	03/31/2026	V907507	DONATIONT.RUTLEDGE	\$40.00	11.1296.000.1016	7920.01
<b>ST MARYS CATHOLIC SCHOOL - Total</b>							<b>\$40.00</b>		
		STATE OF MICHIGAN TREASURY	9	03/20/2026	304391	DED:*SMI STATE	\$30,215.06	11	B451.03
<b>STATE OF MICHIGAN TREASURY - Total</b>							<b>\$30,215.06</b>		
		SUMMIT FIRE PROTECTION CO.	9	03/10/2026	104188	CO EXTINGUISHER INSP.	\$414.95	11.1261.000.1080	3190.01
<b>SUMMIT FIRE PROTECTION CO. - Total</b>							<b>\$414.95</b>		
		THRUN LAW FIRM P.C.	9	03/25/2026	V907490	LEGAL SERVICES	\$350.00	11.1283.000.1065	3170.01
<b>THRUN LAW FIRM P.C. - Total</b>							<b>\$350.00</b>		

# EASTERN UPPER PENINSULA ISD

## Check Register - March 2026

Fund Charged	Fund Title	Vendor Name	Period	Check Date	Check Number	Transaction Description	Transaction Amount	Budget Unit	Account Code	
11	GENERAL FUND	TRIPLE Q QUESTIONS	9	03/10/2026	104189	RUDYARD JV/V	\$224.00	11.1296.000.1017	7920.01	
		<b>TRIPLE Q QUESTIONS - Total</b>						<b>\$224.00</b>		
		UNITED WAY OF NORTHWEST MICHIGAN	9	03/11/2026	V907472	ID 1534 EE	\$377.77	11	B451.26	
			9	03/11/2026	V907472	ID 1534 ER	\$377.77	11	B451.26	
			9	03/11/2026	V907472	ID 1786 EE	\$933.33	11	B451.26	
			9	03/11/2026	V907472	ID 1786 ER	\$933.33	11	B451.26	
			9	03/11/2026	V907472	ID 1850 EE	\$336.11	11	B451.26	
			9	03/11/2026	V907472	ID 1850 ER	\$336.11	11	B451.26	
		<b>UNITED WAY OF NORTHWEST MICHIGAN - Total</b>						<b>\$3,294.42</b>		
		UNITED WAY OF THE EASTERN UPPER PEN	9	03/20/2026	104191	DED:8000 UNITED WAY	\$166.00	11	B451.15	
		<b>UNITED WAY OF THE EASTERN UPPER PEN - Total</b>						<b>\$166.00</b>		
WHITEFISH TOWNSHIP SCHOOL	9	03/11/2026	V907473	FEES- ORS+ UIA	\$78.31	11.1252.000.1060	7410.01			
<b>WHITEFISH TOWNSHIP SCHOOL - Total</b>						<b>\$78.31</b>				
<b>11 - Total</b>							<b>\$900,688.56</b>			
21	EARLY CHILDHOOD FUND	BMO FINANCIAL GROUP	9	03/31/2026	600653	PCARD-DAVIS C	\$167.00	21.1221.000.2270	3220.01	
			9	03/31/2026	600653	PCARD-KJOLHEDE J	\$151.58	21.1351.000.1652	5990.01	
			9	03/31/2026	600653	PCARD-KJOLHEDE J	\$165.46	21.1118.950.2270	5110.01	
			9	03/31/2026	600653	PCARD-LAFAVER C	\$75.00	21.1351.000.1654	7410.01	
			9	03/31/2026	600653	PCARD-MASUGA V	\$49.92	21.1311.000.2223	3220.01	
			9	03/31/2026	600653	PCARD-MAYER E	\$35.88	21.1351.000.1650	5990.01	
			9	03/31/2026	600653	PCARD-MAYER E	\$407.37	21.1351.000.1653	5990.01	
			9	03/31/2026	600653	PCARD-MAYER E	\$587.08	21.1351.000.1652	5990.01	
			9	03/31/2026	600653	PCARD-PARISH M	\$64.00	21.1221.000.2270	3220.01	
			9	03/31/2026	600653	PCARD-SAVOIE J	\$119.99	21.1226.000.2270	7410.01	
		<b>BMO FINANCIAL GROUP - Total</b>						<b>\$1,823.28</b>		
		DOLLYWOOD FOUNDATION	9	03/04/2026	V907416	DPIL	\$1,243.40	21.1331.000.1632	3190.01	
		<b>DOLLYWOOD FOUNDATION - Total</b>						<b>\$1,243.40</b>		
		EDUSTAFF	9	03/06/2026	304377	R.F. MEDICAL - MARCH	\$643.19	21.1351.000.1653	3190.04	
			9	03/18/2026	304381	PPE 2/15-2/28/2026	\$400.07	21.1351.000.1650	3190.27	
			9	03/18/2026	304381	PPE 2/15-2/28/2026	\$1,570.08	21.1351.000.1650	3190.04	
			9	03/18/2026	304381	PPE 2/15-2/28/2026	\$4,643.74	21.1351.000.1652	3190.04	
			9	03/18/2026	304381	PPE 2/15-2/28/2026	\$4,742.44	21.1351.000.1653	3190.04	
			9	03/18/2026	304381	PPE 2/15-2/28/2026	\$4,881.53	21.1118.950.2270	3190.04	
			9	03/18/2026	304381	PPE 2/15-2/28/2026	\$5,832.29	21.1351.000.1654	3190.04	
			9	03/24/2026	304394	PPE 3/1-3/14/2026	\$515.43	21.1351.000.1650	3190.27	
			9	03/24/2026	304394	PPE 3/1-3/14/2026	\$1,953.14	21.1351.000.1650	3190.04	
			9	03/24/2026	304394	PPE 3/1-3/14/2026	\$5,398.48	21.1351.000.1652	3190.04	
9	03/24/2026		304394	PPE 3/1-3/14/2026	\$5,531.88	21.1351.000.1653	3190.04			
9	03/24/2026		304394	PPE 3/1-3/14/2026	\$5,546.71	21.1118.950.2270	3190.04			
9	03/24/2026	304394	PPE 3/1-3/14/2026	\$6,168.00	21.1351.000.1654	3190.04				

# EASTERN UPPER PENINSULA ISD

## Check Register - March 2026

Fund Charged	Fund Title	Vendor Name	Period	Check Date	Check Number	Transaction Description	Transaction Amount	Budget Unit	Account Code	
21	EARLY CHILDHOOD FUND	<b>EDUSTAFF - Total</b>						<b>\$47,826.98</b>		
		GUIDOS PREMIUM PIZZA	9	03/04/2026	V907420	HEART OF WINTER LUNCH	\$308.75	21.1221.000.2270	3220.01	
		<b>GUIDOS PREMIUM PIZZA - Total</b>						<b>\$308.75</b>		
		JUSTICE KJOLHEDE	9	03/03/2026	104177	JAN 26 TEV	\$78.40	21.1351.000.1652	3210.01	
		<b>JUSTICE KJOLHEDE - Total</b>						<b>\$78.40</b>		
		LAKE SUPERIOR STATE UNIVERSITY	9	03/04/2026	V907422	SS COPIES	\$24.52	21.1351.000.1650	5990.01	
		<b>LAKE SUPERIOR STATE UNIVERSITY - Total</b>						<b>\$24.52</b>		
		LAUREN MILLER	9	03/03/2026	104178	JAN 2026 TEV	\$40.60	21.1351.000.1653	3210.01	
		<b>LAUREN MILLER - Total</b>						<b>\$40.60</b>		
		PARKERS HARDWARE	9	03/10/2026	104187	RETURNED MATERIALS	(\$15.08)	21.1351.000.1650	5990.01	
			9	03/10/2026	104187	SS-MISC. SUPPLIES	\$15.99	21.1351.000.1650	5990.01	
		<b>PARKERS HARDWARE - Total</b>						<b>\$0.91</b>		
		SAULT AREA SCHOOLS	9	03/04/2026	V907435	BUSSING FOR SS	\$111.60	21.1118.950.2270	3190.01	
		<b>SAULT AREA SCHOOLS - Total</b>						<b>\$111.60</b>		
		SAULT COOPERATIVE PRESCHOOL	9	03/04/2026	V907436	FY26 GSRPP RFF2	\$13,519.45	21.1445.000.2270	8510.41	
		<b>SAULT COOPERATIVE PRESCHOOL - Total</b>						<b>\$13,519.45</b>		
		THREE LAKES ACADEMY	9	03/04/2026	V907439	FY26 GSRP RFF1	\$35,825.84	21.1411.000.2270	8510.20	
<b>THREE LAKES ACADEMY - Total</b>						<b>\$35,825.84</b>				
<b>21 - Total</b>							<b>\$100,803.73</b>			
22	SPECIAL EDUCATION FUND	ALBERT HEATING & COOLING INC	9	03/11/2026	V907441	HOT WATER TANK MAINT.	\$604.50	22.1261.000.1083	5990.01	
		<b>ALBERT HEATING &amp; COOLING INC - Total</b>						<b>\$604.50</b>		
		AT&T LONG DISTANCE	9	03/03/2026	104171	LC FAX	\$67.46	22.1261.000.1083	3410.01	
			9	03/30/2026	104206	LC FAX MAR 26	\$88.28	22.1261.000.1083	3410.01	
		<b>AT&amp;T LONG DISTANCE - Total</b>						<b>\$155.74</b>		
		AYA HEALTHCARE INC.	9	03/04/2026	V907409	CLAYBROOK, M SLP	\$9,034.20	22.1215.031.1760	3130.01	
			9	03/04/2026	V907409	CLAYBROOK,M SLP	\$4,162.05	22.1215.031.1760	3130.01	
			9	03/04/2026	V907409	FELDPAUSCH, T OT	\$4,937.50	22.1213.011.1755	3130.01	
			9	03/04/2026	V907409	KEY, A COTA	\$6,761.15	22.1213.011.1755	3130.01	
			9	03/04/2026	V907409	KRAUSE, B SLP	\$12,318.75	22.1215.031.1760	3130.01	
			9	03/04/2026	V907409	MARTINEZ, S MS	\$290.40	22.1218.065.1773	3130.01	
			9	03/04/2026	V907409	SHOEMAKER, S SLP	\$4,445.00	22.1215.031.1760	3130.01	
			9	03/11/2026	V907442	CLAYBROOK, M SLP	\$3,809.70	22.1215.031.1760	3130.01	
			9	03/11/2026	V907442	FELDPAUSCH, T OT	\$7,875.00	22.1213.011.1755	3130.01	
			9	03/11/2026	V907442	KEY, A COTA	\$3,000.10	22.1213.011.1755	3130.01	
			9	03/11/2026	V907442	MARTINEZ, S MS	\$240.00	22.1218.065.1773	3130.01	
		9	03/11/2026	V907442	SHOEMAKER, S SLP	\$3,683.00	22.1215.031.1760	3130.01		
<b>AYA HEALTHCARE INC. - Total</b>						<b>\$60,556.85</b>				
BMO FINANCIAL GROUP	9	03/31/2026	600653	PCARD-ALLISON A	\$100.00	22.1122.271.1745	3220.01			
	9	03/31/2026	600653	PCARD-ANDERSON A	\$93.69	22.1216.041.1770	5110.01			

# EASTERN UPPER PENINSULA ISD

## Check Register - March 2026

Fund Charged	Fund Title	Vendor Name	Period	Check Date	Check Number	Transaction Description	Transaction Amount	Budget Unit	Account Code
22	SPECIAL EDUCATION FUND	BMO FINANCIAL GROUP	9	03/31/2026	600653	PCARD-ARBIC M	\$125.19	22.1283.081.1790	5990.01
			9	03/31/2026	600653	PCARD-ARBIC M	\$1,068.89	22.1283.081.1790	3220.01
			9	03/31/2026	600653	PCARD-ARMSTRONG T	\$9.18	22.1219.000.1770	3410.02
			9	03/31/2026	600653	PCARD-ARMSTRONG T	\$43.32	22.1213.011.1755	3410.02
			9	03/31/2026	600653	PCARD-ARMSTRONG T	\$43.32	22.1213.013.1750	3410.02
			9	03/31/2026	600653	PCARD-ARMSTRONG T	\$43.32	22.1218.065.1773	3410.02
			9	03/31/2026	600653	PCARD-ARMSTRONG T	\$43.32	22.1219.000.1795	3410.02
			9	03/31/2026	600653	PCARD-ARMSTRONG T	\$43.32	22.1241.000.1742	3410.02
			9	03/31/2026	600653	PCARD-ARMSTRONG T	\$48.40	22.1226.000.1055	3410.02
			9	03/31/2026	600653	PCARD-ARMSTRONG T	\$91.72	22.1226.081.1790	3410.02
			9	03/31/2026	600653	PCARD-ARMSTRONG T	\$216.60	22.1216.041.1770	3410.02
			9	03/31/2026	600653	PCARD-ARMSTRONG T	\$237.80	22.1213.011.1755	5110.01
			9	03/31/2026	600653	PCARD-ARMSTRONG T	\$300.00	22.1283.000.1055	3220.01
			9	03/31/2026	600653	PCARD-ARMSTRONG T	\$1,637.92	22.1259.000.1100	9999.05
			9	03/31/2026	600653	PCARD-BENNER D	\$163.04	22.1218.065.1773	5110.01
			9	03/31/2026	600653	PCARD-BYMA R	\$16.99	22.1122.120.1700	5110.01
			9	03/31/2026	600653	PCARD-BYMA R	\$93.71	22.1296.000.1024	7920.01
			9	03/31/2026	600653	PCARD-BYMA R	\$122.07	22.1241.000.1742	5110.01
			9	03/31/2026	600653	PCARD-BYMA R	\$2,732.20	22.1241.000.1742	5990.01
			9	03/31/2026	600653	PCARD-CALLAGHAN M	\$726.14	22.1218.064.3600	5990.01
			9	03/31/2026	600653	PCARD-CAMPBELL S	\$170.00	22.1221.000.1052	3220.01
			9	03/31/2026	600653	PCARD-CARR C	\$29.77	22.1221.000.1835	5110.01
			9	03/31/2026	600653	PCARD-CARR C	\$60.87	22.1221.000.1052	3220.01
			9	03/31/2026	600653	PCARD-CARR C	\$149.46	22.1218.000.1830	3220.01
			9	03/31/2026	600653	PCARD-CARR C	\$237.30	22.1291.000.1815	7910.01
			9	03/31/2026	600653	PCARD-CHROMY R	\$56.04	22.1122.120.1700	5110.01
			9	03/31/2026	600653	PCARD-CHROMY R	\$147.03	22.1241.000.1742	5990.01
			9	03/31/2026	600653	PCARD-CHROMY R	\$180.05	22.1221.000.1052	3220.01
			9	03/31/2026	600653	PCARD-CLARK J	\$257.72	22.1218.067.1808	5110.01
			9	03/31/2026	600653	PCARD-CLARK J	\$630.60	22.1283.067.1808	3220.01
			9	03/31/2026	600653	PCARD-CONLEY K	\$14.62	22.1283.081.1790	5990.01
			9	03/31/2026	600653	PCARD-CONLEY K	\$350.00	22.1283.081.1790	3220.01
			9	03/31/2026	600653	PCARD-CORBIER K	\$100.00	22.1122.271.1745	3220.01
			9	03/31/2026	600653	PCARD-CURLEY Q	\$1.79	22.1259.000.1100	9999.05
			9	03/31/2026	600653	PCARD-DANKERT J	\$443.84	22.1122.120.1700	5110.01
			9	03/31/2026	600653	PCARD-DAVIS J	\$150.00	22.1261.000.1083	4220.01
			9	03/31/2026	600653	PCARD-DAVIS J	\$355.22	22.1261.000.1083	5990.01
			9	03/31/2026	600653	PCARD-DENIS R	\$588.27	22.1122.271.1745	5110.01
			9	03/31/2026	600653	PCARD-DENIS R	\$649.00	22.1122.271.1745	3220.01
			9	03/31/2026	600653	PCARD-DEUMAN H	\$45.00	22.1241.000.1742	7410.01
9	03/31/2026	600653	PCARD-FOUNTAIN M	\$448.69	22.1122.140.1710	5110.01			
9	03/31/2026	600653	PCARD-FUERER R	\$549.00	22.1283.000.1055	3210.01			
9	03/31/2026	600653	PCARD-FUSCO G	\$484.05	22.1216.041.1770	5110.01			
9	03/31/2026	600653	PCARD-GARBULINSKI K	\$350.00	22.1213.011.1755	3220.01			

# EASTERN UPPER PENINSULA ISD

## Check Register - March 2026

Fund Charged	Fund Title	Vendor Name	Period	Check Date	Check Number	Transaction Description	Transaction Amount	Budget Unit	Account Code
22	SPECIAL EDUCATION FUND	BMO FINANCIAL GROUP	9	03/31/2026	600653	PCARD-HALL T	\$236.00	22.1283.081.1790	3210.01
			9	03/31/2026	600653	PCARD-HAZLEY T	\$13.43	22.1283.081.1790	3220.01
			9	03/31/2026	600653	PCARD-HAZLEY T	\$59.30	22.1221.000.1052	3220.01
			9	03/31/2026	600653	PCARD-HAZLEY T	\$80.43	22.1226.081.1790	5110.01
			9	03/31/2026	600653	PCARD-HUGHES K	\$62.95	22.1219.000.1795	5990.01
			9	03/31/2026	600653	PCARD-HUGHES K	\$234.00	22.1226.081.1790	7410.01
			9	03/31/2026	600653	PCARD-KOSIEWICZ K	\$1.08	22.1259.000.1100	9999.05
			9	03/31/2026	600653	PCARD-KOSIEWICZ K	\$47.77	22.1216.041.1770	5110.01
			9	03/31/2026	600653	PCARD-LAJOIE A	\$7.96	22.1391.000.1822	5990.01
			9	03/31/2026	600653	PCARD-LIPPLE C	\$62.57	22.1122.120.1700	3220.21
			9	03/31/2026	600653	PCARD-LIPPLE C	\$151.06	22.1122.120.1700	5110.01
			9	03/31/2026	600653	PCARD-MAYER E	\$341.61	22.1226.000.1055	3410.02
			9	03/31/2026	600653	PCARD-MCDOWELL S	\$205.43	22.1283.081.1790	3220.01
			9	03/31/2026	600653	PCARD-MCKINNEY D	\$49.52	22.1261.000.1083	3410.02
			9	03/31/2026	600653	PCARD-MCKINNEY D	\$368.17	22.1261.000.1083	5990.01
			9	03/31/2026	600653	PCARD-MCLEAN K	\$4.80	22.1216.041.1770	5110.01
			9	03/31/2026	600653	PCARD-MEINTS K	\$46.70	22.1122.140.1715	5110.01
			9	03/31/2026	600653	PCARD-MILLER S	\$8.98	22.1221.000.1052	3220.01
			9	03/31/2026	600653	PCARD-MILLER S	\$56.00	22.1259.000.1100	9999.05
			9	03/31/2026	600653	PCARD-NEMECEK M	\$158.38	22.1296.000.1024	7920.01
			9	03/31/2026	600653	PCARD-NOSTRANT W	\$3.99	22.1218.000.1760	5110.01
			9	03/31/2026	600653	PCARD-NOSTRANT W	\$3.99	22.1221.000.1822	5110.01
			9	03/31/2026	600653	PCARD-NOSTRANT W	\$8.01	22.1221.000.1786	5110.01
			9	03/31/2026	600653	PCARD-OTHEY J	\$850.00	22.1221.000.1052	3220.01
			9	03/31/2026	600653	PCARD-PARISH M	\$21.25	22.1226.000.1055	7910.01
			9	03/31/2026	600653	PCARD-PARISH M	\$96.00	22.1122.271.1745	3220.01
			9	03/31/2026	600653	PCARD-PARISH M	\$151.34	22.1221.000.1052	3220.01
			9	03/31/2026	600653	PCARD-PARISH M	\$460.00	22.1216.041.1770	5110.01
			9	03/31/2026	600653	PCARD-PERRON A	\$121.99	22.1221.000.1052	3220.01
			9	03/31/2026	600653	PCARD-PERRON A	\$261.14	22.1216.041.1770	5110.01
			9	03/31/2026	600653	PCARD-PIIPPO J	\$1,040.24	22.1122.120.1822	5990.01
			9	03/31/2026	600653	PCARD-RAYMOND J	\$90.49	22.1216.041.1770	5110.01
			9	03/31/2026	600653	PCARD-ROMATZ A	\$374.68	22.1122.120.1700	5110.01
			9	03/31/2026	600653	PCARD-SCHULTZ H	\$84.16	22.1216.041.1770	5110.01
			9	03/31/2026	600653	PCARD-SHORT H	\$147.52	22.1213.011.1755	5110.01
			9	03/31/2026	600653	PCARD-SHORT H	\$213.00	22.1283.000.1055	3220.01
			9	03/31/2026	600653	PCARD-SHORT H	\$299.99	22.1215.031.1760	5110.01
			9	03/31/2026	600653	PCARD-SHORT H	\$497.99	22.1226.000.1055	5910.01
			9	03/31/2026	600653	PCARD-SHORT H	\$678.15	22.1283.081.1790	3220.01
			9	03/31/2026	600653	PCARD-SIBBALD-MALIN C	\$666.99	22.1122.271.1745	3220.01
9	03/31/2026	600653	PCARD-STEVENS T	\$3.00	22.1216.041.1770	5110.01			
9	03/31/2026	600653	PCARD-VISSER N	\$6.99	22.1214.021.3600	5110.18			
9	03/31/2026	600653	PCARD-WEKENMAN C	\$161.90	22.1283.041.1770	3220.01			

# EASTERN UPPER PENINSULA ISD

## Check Register - March 2026

Fund Charged	Fund Title	Vendor Name	Period	Check Date	Check Number	Transaction Description	Transaction Amount	Budget Unit	Account Code		
22	SPECIAL EDUCATION FUND	BMO FINANCIAL GROUP	9	03/31/2026	600653	PCARD-WELKER K	\$649.00	22.1283.081.1790	5990.01		
			9	03/31/2026	600653	PCARD-WIINAMAKI K	\$69.99	22.1122.271.1745	5110.01		
			9	03/31/2026	600653	PCARD-WIINAMAKI K	\$135.00	22.1122.271.1745	3220.01		
			9	03/31/2026	600653	PCARD-WILSON T	\$2.00	22.1122.191.1720	5110.01		
		<b>BMO FINANCIAL GROUP - Total</b>							<b>\$23,743.40</b>		
		BRIGHTSPEED	9	03/04/2026	V907411	LANDLINES JAN	\$414.35	22.1241.000.1742	3410.01		
		<b>BRIGHTSPEED - Total</b>							<b>\$414.35</b>		
		CENTEGIX	9	03/31/2026	V907492	CENTEGIX ALERT SYSTEM	\$4,800.00	22.1266.000.1083	3190.01		
		<b>CENTEGIX - Total</b>							<b>\$4,800.00</b>		
		CHG MEDICAL STAFFING INC.	9	03/03/2026	104174	BILOSZ, L SLP	\$7,840.00	22.1215.031.1760	3130.01		
			9	03/03/2026	104174	CATO, E SLP	\$10,867.50	22.1215.031.1760	3130.01		
			9	03/03/2026	104174	DZIEDZIC, P COTA	\$2,887.50	22.1213.011.1755	3130.01		
			9	03/03/2026	104174	HADLEY, K OT	\$4,200.00	22.1213.011.1755	3130.01		
			9	03/03/2026	104174	TOLIVER, K OT	\$7,087.50	22.1213.011.1755	3130.01		
			9	03/03/2026	104174	WIKUM, S SLP	\$7,600.00	22.1215.031.1760	3130.01		
			9	03/03/2026	104174	YORK, K SLP	\$2,850.00	22.1215.031.1760	3130.01		
			9	03/10/2026	104183	BILOSZ, L SLP	\$3,822.00	22.1215.031.1760	3130.01		
			9	03/10/2026	104183	CATO, E SLP	\$4,899.00	22.1215.031.1760	3130.01		
			9	03/10/2026	104183	DZIEDZIC, P COTA	\$2,310.00	22.1213.011.1755	3130.01		
			9	03/10/2026	104183	HADLEY, K OT	\$2,100.00	22.1213.011.1755	3130.01		
			9	03/10/2026	104183	TOLIVER, K OT	\$2,362.50	22.1213.011.1755	3130.01		
			9	03/10/2026	104183	WIKUM, S SLP	\$2,280.00	22.1215.031.1760	3130.01		
			9	03/30/2026	104207	BILOSZ, L SLP	\$7,840.00	22.1215.031.1760	3130.01		
			9	03/30/2026	104207	CATO, E SLP	\$9,970.50	22.1215.031.1760	3130.01		
			9	03/30/2026	104207	DZIEDZIC, P COTA	\$5,197.50	22.1213.011.1755	3130.01		
			9	03/30/2026	104207	HADLEY, K OT	\$3,675.00	22.1213.011.1755	3130.01		
			9	03/30/2026	104207	TOLIVER, K OT	\$7,087.50	22.1213.011.1755	3130.01		
			<b>CHG MEDICAL STAFFING INC. - Total</b>							<b>\$94,876.50</b>	
		CHIPPEWA COUNTY HEALTH DEPARTMENT	9	03/24/2026	104196	FOOD SERV LIC RENEWAL	\$518.00	22.1299.000.1735	7410.01		
		<b>CHIPPEWA COUNTY HEALTH DEPARTMENT - Total</b>							<b>\$518.00</b>		
		CITY OF ST IGNACE	9	03/24/2026	104197	J.O. DEPOSIT 2026	\$100.00	22.1212.000.1825	7910		
		<b>CITY OF ST IGNACE - Total</b>							<b>\$100.00</b>		
		CLARK HILL PLC ATTORNEYS AT LAW	9	03/11/2026	V907445	RETAINER	\$1,270.50	22.1231.000.1040	3170.01		
		<b>CLARK HILL PLC ATTORNEYS AT LAW - Total</b>							<b>\$1,270.50</b>		
		CLOVERLAND ELECTRIC COOPERATIVE	9	03/02/2026	304368	ELECTRICITY-LC JAN 26	\$1,763.05	22.1261.000.1083	5520		
			9	03/31/2026	304398	ELECTRIC-LC FEB 26	\$1,584.20	22.1261.000.1083	5520		
		<b>CLOVERLAND ELECTRIC COOPERATIVE - Total</b>							<b>\$3,347.25</b>		
		DTE ENERGY CO.	9	03/24/2026	104198	HEAT 1/31-2/27/26	\$2,694.66	22.1261.000.1083	5510		
		<b>DTE ENERGY CO. - Total</b>							<b>\$2,694.66</b>		
		EDUSTAFF	9	03/18/2026	304381	PPE 2/15-2/28/2026	\$138.76	22.1122.110.1725	3110.05		

# EASTERN UPPER PENINSULA ISD

## Check Register - March 2026

Fund Charged	Fund Title	Vendor Name	Period	Check Date	Check Number	Transaction Description	Transaction Amount	Budget Unit	Account Code		
22	SPECIAL EDUCATION FUND	EDUSTAFF	9	03/18/2026	304381	PPE 2/15-2/28/2026	\$138.76	22.1122.120.1700	3110.05		
			9	03/18/2026	304381	PPE 2/15-2/28/2026	\$224.16	22.1391.000.1822	3190.04		
			9	03/24/2026	304394	PPE 3/1-3/14/2026	\$69.38	22.1391.000.1822	3190.04		
			9	03/24/2026	304394	PPE 3/1-3/14/2026	\$138.76	22.1122.120.1700	3110.05		
		<b>EDUSTAFF - Total</b>							<b>\$709.82</b>		
		ELIZABETH PERRON	9	03/11/2026	V907460	MUSIC THERAPY	\$440.00	22.1241.000.1742	3190.01		
			9	03/31/2026	V907502	MUSIC THERAPY	\$440.00	22.1241.000.1742	3190.01		
		<b>ELIZABETH PERRON - Total</b>							<b>\$880.00</b>		
		EUP TRANSPORTATION AUTHORITY	9	03/31/2026	V907493	DI FERRY-Z. REISENER	\$20.00	22.1215.031.1760	3210.01		
		<b>EUP TRANSPORTATION AUTHORITY - Total</b>							<b>\$20.00</b>		
		FRESH AIR AVIATION	9	03/04/2026	V907419	HALL, T SE SUP	\$109.00	22.1283.081.1790	3210.01		
			9	03/04/2026	V907419	MENDOZA, C PSYCH	\$109.00	22.1214.021.3600	3210.01		
			9	03/04/2026	V907419	SWEET, L PSYCH	\$218.00	22.1214.021.3600	3210.01		
			9	03/04/2026	V907419	VEZINA, L PT	\$109.00	22.1213.013.1750	3210.01		
			9	03/31/2026	V907495	BEARDSLEY, G SSW	\$109.00	22.1216.041.1770	3210.01		
			9	03/31/2026	V907495	LAKE, S PYSH	\$54.50	22.1214.021.3600	3210.01		
			9	03/31/2026	V907495	LEVITTE, L PT	\$109.00	22.1213.013.1750	3210.01		
			9	03/31/2026	V907495	LIPPLE, C OT	\$109.00	22.1213.011.1755	3210.01		
			9	03/31/2026	V907495	SWEET, L PSYCH	\$218.00	22.1214.021.3600	3210.01		
		<b>FRESH AIR AVIATION - Total</b>							<b>\$1,144.50</b>		
		FRONTIER CONTRACTING LLC	9	03/25/2026	V907481	LC FEB26 SNOW REMOVAL	\$6,812.50	22.1261.000.1083	3190.01		
		<b>FRONTIER CONTRACTING LLC - Total</b>							<b>\$6,812.50</b>		
		GENUINE PARTS COMPANY	9	03/10/2026	104184	LC FLOOR SCRUBBER BAT	\$359.98	22.1261.000.1083	5990.01		
		<b>GENUINE PARTS COMPANY - Total</b>							<b>\$359.98</b>		
		GFL ENVIRONMENTAL USA INC	9	03/25/2026	V907482	EC SHREDDING MARCH	\$49.83	22.1122.271.1745	7910.01		
			9	03/25/2026	V907482	LC TRASH MARCH	\$489.52	22.1261.000.1083	3840		
		<b>GFL ENVIRONMENTAL USA INC - Total</b>							<b>\$539.35</b>		
		GLORIA TALAVERA	9	03/24/2026	104199	OCT 25 IN PERSON	\$100.00	22.1221.000.1052	3220.01		
		<b>GLORIA TALAVERA - Total</b>							<b>\$100.00</b>		
		GUIDOS PREMIUM PIZZA	9	03/04/2026	V907420	CONT TEACH PLC LUNCH	\$78.29	22.1221.000.1052	3220.01		
			9	03/04/2026	V907420	SCHOOL PSYCH LUNCH	\$60.88	22.1221.000.1052	3220.01		
		<b>GUIDOS PREMIUM PIZZA - Total</b>							<b>\$139.17</b>		
HEARTFUL SOLUTIONS LLC	9	03/11/2026	V907452	HENDERSHOT, T SLP	\$18,750.00	22.1215.031.1760	3130.01				
	9	03/11/2026	V907452	SHOEMAKER, S SLP	\$700.00	22.1215.031.1760	3130.01				
	9	03/11/2026	V907452	WINBERG, M SLP	\$950.00	22.1215.031.1760	3130.01				
<b>HEARTFUL SOLUTIONS LLC - Total</b>							<b>\$20,400.00</b>				
KINROSS CHARTER TOWNSHIP	9	03/24/2026	104200	WATER1/31-2/28/26	\$637.54	22.1261.000.1083	3830				
<b>KINROSS CHARTER TOWNSHIP - Total</b>							<b>\$637.54</b>				
KSS ENTERPRISES	9	03/11/2026	V907454	JANITORIAL SUPPLIES	\$495.27	22.1261.000.1083	5990.01				

# EASTERN UPPER PENINSULA ISD

## Check Register - March 2026

Fund Charged	Fund Title	Vendor Name	Period	Check Date	Check Number	Transaction Description	Transaction Amount	Budget Unit	Account Code	
22	SPECIAL EDUCATION FUND	<b>KSS ENTERPRISES - Total</b>						<b>\$495.27</b>		
		MYMICHIGAN MEDICAL CENTER SAULT	9	03/04/2026	V907425	JAN 26 PS CAFE	\$454.59	22.1391.000.1822	5990.01	
			9	03/04/2026	V907425	OT MMH JAN 26	\$57,260.71	22.1213.011.1755	3130.01	
			9	03/04/2026	V907425	PT MMH JAN 26	\$26,333.46	22.1213.013.1750	3130.01	
			9	03/04/2026	V907425	SLP MMH JAN 26	\$71,926.89	22.1215.031.1760	3130.01	
			9	03/31/2026	V907500	PS CAFE FEB 26	\$484.71	22.1391.000.1822	5990.01	
		<b>MYMICHIGAN MEDICAL CENTER SAULT - Total</b>						<b>\$156,460.36</b>		
		NATIONAL OFFICE PRODUCTS	9	03/11/2026	V907458	LC PRINCIPAL OFFICE	\$313.59	22.1261.000.1742	4120.01	
			9	03/11/2026	V907458	LC SE OFFICE	\$201.07	22.1261.000.1055	4120.01	
			9	03/11/2026	V907458	LC WORKROOM	\$356.44	22.1261.000.1083	4120.01	
		<b>NATIONAL OFFICE PRODUCTS - Total</b>						<b>\$871.10</b>		
		PENNY'S KITCHEN	9	03/31/2026	V907501	BEHAVIOR TOOLS LUNCH	\$134.70	22.1221.000.1052	3220.01	
		<b>PENNY'S KITCHEN - Total</b>						<b>\$134.70</b>		
		PITNEY BOWES	9	03/30/2026	104210	LEASING CHARGES	\$192.90	22.1261.000.1083	3430	
			9	03/31/2026	304399	LC METER REFILL	\$200.00	22.1261.000.1083	3430	
		<b>PITNEY BOWES - Total</b>						<b>\$392.90</b>		
		PROCARE THERAPY	9	03/04/2026	V907431	BECKER, B SLP	\$3,844.50	22.1215.031.1760	3130.01	
			9	03/11/2026	V907461	BECKER, B SLP	\$3,844.50	22.1215.031.1760	3130.01	
			9	03/31/2026	V907503	BECKER, B SLP	\$8,099.08	22.1215.031.1760	3130.01	
		<b>PROCARE THERAPY - Total</b>						<b>\$15,788.08</b>		
		ROBERT GORDON	9	03/11/2026	V907451	13 SCRIPTS	\$65.00	22.1226.000.1055	3190.01	
			9	03/11/2026	V907451	5 SCRIPTS	\$50.00	22.1226.000.1055	3190.01	
		<b>ROBERT GORDON - Total</b>						<b>\$115.00</b>		
		SAULT AREA SCHOOLS	9	03/04/2026	V907435	MAASE MINI GRANT	\$500.00	22.1411.000.1837	8510.16	
		<b>SAULT AREA SCHOOLS - Total</b>						<b>\$500.00</b>		
		SEG WORKERS COMPENSATION FUND	9	03/24/2026	104204	Q4 WC - SE FUND	\$2,083.00	22.1226.000.1090	2840	
		<b>SEG WORKERS COMPENSATION FUND - Total</b>						<b>\$2,083.00</b>		
		SEVN WORKFORCE SOLUTIONS, LLC	9	03/04/2026	V907437	WELLS, J SSW	\$3,528.00	22.1216.041.1770	3130.01	
			9	03/11/2026	V907465	WELLS, J SSW	\$6,804.00	22.1216.041.1770	3130.01	
			9	03/31/2026	V907505	WELLS, J SSW	\$3,780.00	22.1216.041.1770	3130.01	
		<b>SEVN WORKFORCE SOLUTIONS, LLC - Total</b>						<b>\$14,112.00</b>		
		SUNBELT STAFFING	9	03/04/2026	V907438	CELESTAIN, P VI	\$3,600.00	22.1218.065.1773	3130.01	
			9	03/04/2026	V907438	DEIMEL, D SLP	\$2,834.33	22.1215.031.1760	3130.01	
			9	03/04/2026	V907438	DEJONG, J SLP	\$1,453.50	22.1215.031.1760	3130.01	
			9	03/04/2026	V907438	SEYMOUR, M SLP	\$3,657.98	22.1215.031.1760	3130.01	
			9	03/11/2026	V907468	CELESTAIN, P VI	\$2,880.00	22.1218.065.1773	3130.01	
			9	03/11/2026	V907468	DEIMEL, D SLP	\$3,173.48	22.1215.031.1760	3130.01	
			9	03/11/2026	V907468	DEJONG, J SLP	\$1,453.50	22.1215.031.1760	3130.01	
			9	03/11/2026	V907468	SEYMOUR, M SLP	\$2,907.00	22.1215.031.1760	3130.01	
			9	03/31/2026	V907508	CELESTAIN, P VI	\$7,200.00	22.1218.065.1773	3130.01	
			9	03/31/2026	V907508	DEIMEL, D SLP	\$5,983.58	22.1215.031.1760	3130.01	
		9	03/31/2026	V907508	DEJONG, J SLP	\$2,907.00	22.1215.031.1760	3130.01		

# EASTERN UPPER PENINSULA ISD

## Check Register - March 2026

Fund Charged	Fund Title	Vendor Name	Period	Check Date	Check Number	Transaction Description	Transaction Amount	Budget Unit	Account Code	
22	SPECIAL EDUCATION FUND	SUNBELT STAFFING	9	03/31/2026	V907508	SEYMOUR, M SLP	\$7,073.71	22.1215.031.1760	3130.01	
		<b>SUNBELT STAFFING - Total</b>						<b>\$45,124.08</b>		
		THE STEPPING STONES GROUP LLC	9	03/11/2026	V907470	FREISTATTER, K SSW	\$3,822.00	22.1216.041.1770	3130.01	
			9	03/11/2026	V907470	KABBARA, Z SLP	\$9,970.50	22.1215.031.1760	3130.01	
			9	03/11/2026	V907470	PODLESAK, J SLP	\$8,550.00	22.1215.031.1760	3130.01	
			9	03/11/2026	V907470	WARDER, J SLP	\$9,660.00	22.1215.031.1760	3130.01	
			9	03/31/2026	V907509	FREISTATTER, K SSW	\$4,914.00	22.1216.041.1770	3130.01	
			9	03/31/2026	V907509	KABBARA, Z SLP	\$8,901.00	22.1215.031.1760	3130.01	
			9	03/31/2026	V907509	PODLESAK, J SLP	\$8,250.00	22.1215.031.1760	3130.01	
			9	03/31/2026	V907509	WARDER, J SLP	\$8,004.00	22.1215.031.1760	3130.01	
		<b>THE STEPPING STONES GROUP LLC - Total</b>						<b>\$62,071.50</b>		
		THRUN LAW FIRM P.C.	9	03/25/2026	V907490	LEGAL SERVICES	\$105.00	22.1231.000.1040	3170.01	
		<b>THRUN LAW FIRM P.C. - Total</b>						<b>\$105.00</b>		
		<b>22 - Total</b>						<b>\$523,077.60</b>		
		23	EUP CONNECT COLLABORATIVE	EASTERN UPPER PENINSULA ISD	9	03/11/2026	1020	EUP CONNECT EXPENSES	\$68,446.77	23.1259.000.1100
<b>EASTERN UPPER PENINSULA ISD - Total</b>						<b>\$68,446.77</b>				
JASON KRONEMEYER LLC	9			03/31/2026	V907497	FEB 26 CONSULT	\$4,000.00	23.1281.000.1850	3150.02	
	9			03/31/2026	V907497	MAR 26 CONSULT	\$4,000.00	23.1281.000.1850	3150.02	
<b>JASON KRONEMEYER LLC - Total</b>						<b>\$8,000.00</b>				
<b>23 - Total</b>						<b>\$76,446.77</b>				
26	CTE FUND	BMO FINANCIAL GROUP	9	03/31/2026	600653	PCARD-DUTCHER K	\$32.83	26.1221.000.2100	5910.01	
			9	03/31/2026	600653	PCARD-DUTCHER K	\$39.45	26.1226.000.1110	3410.02	
			9	03/31/2026	600653	PCARD-RUTLEDGE T	\$195.48	26.1221.000.2100	3220.01	
		<b>BMO FINANCIAL GROUP - Total</b>						<b>\$267.76</b>		
		BRIMLEY AREA SCHOOLS	9	03/25/2026	V907475	CTE TRANSPO	\$30,275.91	26.1411.000.1122	8510.14	
			9	03/25/2026	V907475	CTE TUITION	\$54,179.07	26.1411.000.1120	8510.04	
		<b>BRIMLEY AREA SCHOOLS - Total</b>						<b>\$84,454.98</b>		
		DETOUR AREA SCHOOLS	9	03/25/2026	V907478	CTE MIL THRU DEC 2025	\$20,730.35	26.1411.000.1122	8510.07	
		<b>DETOUR AREA SCHOOLS - Total</b>						<b>\$20,730.35</b>		
		ENGADINE CONSOLIDATED SCHOOLS	9	03/11/2026	V907449	25-26 CTE MIL	\$57,507.40	26.1411.000.1121	8510.09	
		<b>ENGADINE CONSOLIDATED SCHOOLS - Total</b>						<b>\$57,507.40</b>		
		OJIBWE CHARTER SCHOOL	9	03/04/2026	V907426	CTE TRANSPORTATION	\$5,867.98	26.1411.000.1122	8510.02	
			9	03/04/2026	V907426	CTE TUITION	\$15,926.72	26.1411.000.1120	8510.02	
		<b>OJIBWE CHARTER SCHOOL - Total</b>						<b>\$21,794.70</b>		
		SEG WORKERS COMPENSATION FUND	9	03/24/2026	104204	Q4 WC - CTE FUND	\$105.00	26.1226.000.1110	2840	
		<b>SEG WORKERS COMPENSATION FUND - Total</b>						<b>\$105.00</b>		
		ST IGNACE AREA SCHOOLS	9	03/11/2026	V907467	CTE PROGRAM	\$14,939.63	26.1411.000.1121	8510.17	
			9	03/11/2026	V907467	CTE TRANSPO	\$29,863.99	26.1411.000.1122	8510.17	
			9	03/11/2026	V907467	CTE TUITION	\$16,750.00	26.1411.000.1120	8510.17	

# EASTERN UPPER PENINSULA ISD

## Check Register - March 2026

Fund Charged	Fund Title	Vendor Name	Period	Check Date	Check Number	Transaction Description	Transaction Amount	Budget Unit	Account Code
26	CTE FUND	<b>ST IGNACE AREA SCHOOLS - Total</b>					<b>\$61,553.62</b>		
		WHITEFISH TOWNSHIP SCHOOL	9	03/11/2026	V907473	CTE MIL	\$26,325.46	26.1411.000.1122	8510.21
		<b>WHITEFISH TOWNSHIP SCHOOL - Total</b>					<b>\$26,325.46</b>		
<b>26 - Total</b>							<b>\$272,739.27</b>		
27	COOPERATIVE TECH FUND	AT&T	9	03/24/2026	104194	WAN ASE OD FEB26	\$3,259.75	27.1284.000.1870	3160.01
			9	03/24/2026	104194	WAN ASE OD MARCH 26	\$3,259.75	27.1284.000.1870	3160.01
		<b>AT&amp;T - Total</b>					<b>\$6,519.50</b>		
		AT&T MOBILITY	9	03/03/2026	104172	DISTRICT LINKS	\$186.76	27.1284.000.1870	3160.01
			9	03/03/2026	104172	FEB 26 TECH PHONES	\$190.80	27.1284.000.1865	3410.02
		<b>AT&amp;T MOBILITY - Total</b>					<b>\$377.56</b>		
		BLUUM OF MINNESOTA, LLC	9	03/04/2026	V907410	EPR8A50500-SQR - TRUTOUCH	\$475.00	27.1259.000.1925	9999.43
			9	03/04/2026	V907410	LIFT GATE SURCHARGE	\$150.00	27.1259.000.1925	9999.36
		<b>BLUUM OF MINNESOTA, LLC - Total</b>					<b>\$625.00</b>		
		BMO FINANCIAL GROUP	9	03/31/2026	600653	PCARD-CARR E	\$9.65	27.1284.000.1865	3430
			9	03/31/2026	600653	PCARD-CARR E	\$123.79	27.1284.000.1865	7910.01
			9	03/31/2026	600653	PCARD-CARR E	\$613.38	27.1284.000.1870	3160.01
			9	03/31/2026	600653	PCARD-CARR E	\$715.00	27.1284.000.1865	3220.01
			9	03/31/2026	600653	PCARD-CARR E	\$2,736.00	27.1284.000.1892	5990.01
			9	03/31/2026	600653	PCARD-OLSON S	\$437.79	27.1284.000.1896	5990.01
			9	03/31/2026	600653	PCARD-SANDVIK L	\$423.25	27.1261.000.1887	5520
		<b>BMO FINANCIAL GROUP - Total</b>					<b>\$5,058.86</b>		
		CDW GOVERNMENT INC.	9	03/04/2026	V907413	AZURE OVG JAN 26	\$3,842.23	27.1284.000.1885	4910.03
			9	03/04/2026	V907413	MICROSOFT A3 LICENSES	\$671.40	27.1284.000.1885	3450.01
			9	03/04/2026	V907413	SPARE CHARGERS	\$175.25	27.1284.000.1890	5990.01
			9	03/25/2026	V907476	LENOVO TAB K9 ZAF2 - TABL	\$536.20	27.1259.000.1925	9999.39
		<b>CDW GOVERNMENT INC. - Total</b>					<b>\$5,225.08</b>		
		CHARTER COMMUNICATIONS HOLDINGS LLC	9	03/03/2026	104173	FEB 26 WAN LCS	\$169.98	27.1284.000.1870	3160.01
			9	03/03/2026	104173	FEB 26 WAN MIS	\$169.98	27.1284.000.1870	3160.01
			9	03/03/2026	104173	FEB 26 WAN PPS	\$169.98	27.1284.000.1870	3160.01
			9	03/24/2026	104195	MAR26 WANRASOCSISDLC	\$579.92	27.1284.000.1870	3160.01
		<b>CHARTER COMMUNICATIONS HOLDINGS LLC - Total</b>					<b>\$1,089.86</b>		
CLOVERLAND ELECTRIC COOPERATIVE	9	03/02/2026	304368	ELECTRIC -TOWER JAN26	\$67.42	27.1261.000.1887	5520		
	9	03/02/2026	304368	ELECTRIC-TOWER JAN 26	\$361.71	27.1261.000.1887	5520		
	9	03/31/2026	304398	ELECTRIC-TOWER FEB 26	\$396.88	27.1261.000.1887	5520		
<b>CLOVERLAND ELECTRIC COOPERATIVE - Total</b>					<b>\$826.01</b>				
DATA IMAGE, LLC.	9	03/25/2026	V907477	252383 - HOVERCAM SPARK 2	\$875.00	27.1259.000.1925	9999.43		
<b>DATA IMAGE, LLC. - Total</b>					<b>\$875.00</b>				

# EASTERN UPPER PENINSULA ISD

## Check Register - March 2026

Fund Charged	Fund Title	Vendor Name	Period	Check Date	Check Number	Transaction Description	Transaction Amount	Budget Unit	Account Code	
27	COOPERATIVE TECH FUND	MARATHON-WEX BANK	9	03/24/2026	304396	FEB FUEL 126.025 GAL	\$292.77	27.1261.000.1865	5710.01	
		<b>MARATHON-WEX BANK - Total</b>						<b>\$292.77</b>		
		MICHIGAN BROADBAND SERVICES	9	03/25/2026	V907483	MARCH 26 WAN DIS	\$589.00	27.1284.000.1870	3160.01	
		<b>MICHIGAN BROADBAND SERVICES - Total</b>						<b>\$589.00</b>		
		PARKERS HARDWARE	9	03/03/2026	104179	SPECIAL PROJECTS	\$83.27	27.1284.000.1896	5990.01	
			9	03/24/2026	104202	SPECIAL PROJECTS '26	\$101.94	27.1284.000.1896	5990.01	
		<b>PARKERS HARDWARE - Total</b>						<b>\$185.21</b>		
		PENINSULA FIBER NETWORK LLC	9	03/04/2026	V907427	FEB 26 WANBAS WTS CCS	\$4,305.00	27.1284.000.1870	3160.01	
			9	03/25/2026	V907485	MAR26 WAN BASWTSCCSS	\$4,305.00	27.1284.000.1870	3160.01	
		<b>PENINSULA FIBER NETWORK LLC - Total</b>						<b>\$8,610.00</b>		
		PEOPLE DRIVEN TECHNOLOGY, INC.	9	03/25/2026	V907487	256230 - DELL PRO 16 LAPT	\$1,179.90	27.1259.000.1925	9999.37	
			9	03/25/2026	V907487	256230 - DELL PRO 16 LAPT	\$2,949.75	27.1259.000.1925	9999.34	
			9	03/25/2026	V907487	3 YEAR ACCIDENTAL DAMAGE	\$152.90	27.1259.000.1925	9999.37	
			9	03/25/2026	V907487	3 YEAR ACCIDENTAL DAMAGE	\$382.25	27.1259.000.1925	9999.34	
			9	03/25/2026	V907487	3 YEAR MAIL IN WARRANTY	\$104.50	27.1259.000.1925	9999.37	
			9	03/25/2026	V907487	UPGRADE TO 3 YEAR MAIL IN	\$261.25	27.1259.000.1925	9999.34	
		<b>PEOPLE DRIVEN TECHNOLOGY, INC. - Total</b>						<b>\$5,030.55</b>		
		RUDY SHERLUND INC.	9	03/31/2026	V907504	SNOWPLOWING-FEB 26	\$480.00	27.1261.000.1887	3160.01	
		<b>RUDY SHERLUND INC. - Total</b>						<b>\$480.00</b>		
		SAFELITE FULFILLMENT INC	9	03/03/2026	104180	WINDSHIELD-TRANSIT	\$92.00	27.1261.000.1865	4130	
		<b>SAFELITE FULFILLMENT INC - Total</b>						<b>\$92.00</b>		
		SEG WORKERS COMPENSATION FUND	9	03/24/2026	104204	Q4 WC - COOP FUND	\$241.00	27.1284.000.1865	2840	
		<b>SEG WORKERS COMPENSATION FUND - Total</b>						<b>\$241.00</b>		
		SOO SUPERIOR OIL & LUBE, INC.	9	03/25/2026	V907488	OIL CHANGE 114X004	\$98.58	27.1261.000.1865	5710.01	
		<b>SOO SUPERIOR OIL &amp; LUBE, INC. - Total</b>						<b>\$98.58</b>		
		WEX BANK/SUNOCO SUNTRAK	9	03/24/2026	304397	FEB FUEL 17.589 GAL	\$37.22	27.1261.000.1865	5710.01	
		<b>WEX BANK/SUNOCO SUNTRAK - Total</b>						<b>\$37.22</b>		
<b>27 - Total</b>							<b>\$36,253.20</b>			
28	BUSINESS SVC CONSORT FUND	BMO FINANCIAL GROUP	9	03/31/2026	600653	PCARD-HUTCHINSON B	\$38.99	28.1252.000.1252	5990.01	
			9	03/31/2026	600653	PCARD-MCKINNEY D	\$102.40	28.1252.000.1252	5910.01	
			9	03/31/2026	600653	PCARD-MCKINNEY D	\$136.38	28.1252.000.1252	6420.01	
		<b>BMO FINANCIAL GROUP - Total</b>						<b>\$277.77</b>		
BRIMLEY AREA SCHOOLS	9	03/11/2026	V907444	25-26 ERATE DSC INTER	\$23,700.00	28.1411.000.1254	8510.01			

# EASTERN UPPER PENINSULA ISD

## Check Register - March 2026

Fund Charged	Fund Title	Vendor Name	Period	Check Date	Check Number	Transaction Description	Transaction Amount	Budget Unit	Account Code	
28	BUSINESS SVC CONSORT FUND	BRIMLEY AREA SCHOOLS	9	03/11/2026	V907444	25-26 ERATE DSC TRANS	\$17,064.00	28.1411.000.1254	8510.01	
		<b>BRIMLEY AREA SCHOOLS - Total</b>						<b>\$40,764.00</b>		
		CONSOLIDATED COMMUNITY SCHOOL SERVI	9	03/11/2026	V907446	25-26 ERATE DSC INTER	\$4,740.00	28.1411.000.1254	8510.01	
			9	03/11/2026	V907446	25-26 ERATE DSC TRANS	\$12,798.00	28.1411.000.1254	8510.01	
		<b>CONSOLIDATED COMMUNITY SCHOOL SERVI - Total</b>						<b>\$17,538.00</b>		
		DETOUR AREA SCHOOLS	9	03/11/2026	V907447	25-26 ERATE DSC INTER	\$9,480.00	28.1411.000.1254	8510.01	
			9	03/11/2026	V907447	25-26 ERATE DSC TRANS	\$15,642.00	28.1411.000.1254	8510.01	
		<b>DETOUR AREA SCHOOLS - Total</b>						<b>\$25,122.00</b>		
		DETOUR ARTS & TECHNOLOGY ACADEMY	9	03/11/2026	V907448	25-26 ERATE DSC INTER	\$9,480.00	28.1411.000.1254	8510.01	
			9	03/11/2026	V907448	25-26 ERATE DSC TRANS	\$9,954.00	28.1411.000.1254	8510.01	
		<b>DETOUR ARTS &amp; TECHNOLOGY ACADEMY - Total</b>						<b>\$19,434.00</b>		
		ENGADINE CONSOLIDATED SCHOOLS	9	03/11/2026	V907449	25-26 ERATE DSC INTER	\$14,220.00	28.1411.000.1254	8510.01	
			9	03/11/2026	V907449	25-26 ERATE DSC TRANS	\$19,908.00	28.1411.000.1254	8510.01	
		<b>ENGADINE CONSOLIDATED SCHOOLS - Total</b>						<b>\$34,128.00</b>		
		KSHEP CREATIVE LLC	9	03/11/2026	V907453	FEB BO SOP	\$75.00	28.1252.000.1252	3190.01	
		<b>KSHEP CREATIVE LLC - Total</b>						<b>\$75.00</b>		
		LES CHENEAX COMM SCHOOLS	9	03/11/2026	V907455	25-26 ERATE DSC INTER	\$14,220.00	28.1411.000.1254	8510.01	
			9	03/11/2026	V907455	25-26 ERATE DSC TRANS	\$17,064.00	28.1411.000.1254	8510.01	
		<b>LES CHENEAX COMM SCHOOLS - Total</b>						<b>\$31,284.00</b>		
		MACKINAC ISLAND SCHOOL	9	03/11/2026	V907456	25-26 ERATE DSC INTER	\$9,480.00	28.1411.000.1254	8510.01	
			9	03/11/2026	V907456	25-26 ERATE DSC TRANS	\$17,064.00	28.1411.000.1254	8510.01	
		<b>MACKINAC ISLAND SCHOOL - Total</b>						<b>\$26,544.00</b>		
		MORAN TOWNSHIP SCHOOL	9	03/11/2026	V907457	25-26 ERATE DSC INTER	\$9,480.00	28.1411.000.1254	8510.01	
			9	03/11/2026	V907457	25-26 ERATE DSC TRANS	\$9,954.00	28.1411.000.1254	8510.01	
		<b>MORAN TOWNSHIP SCHOOL - Total</b>						<b>\$19,434.00</b>		
		OJIBWE CHARTER SCHOOL	9	03/11/2026	V907459	25-26 ERATE DSC INTER	\$9,480.00	28.1411.000.1254	8510.01	
			9	03/11/2026	V907459	25-26 ERATE DSC TRANS	\$17,064.00	28.1411.000.1254	8510.01	
		<b>OJIBWE CHARTER SCHOOL - Total</b>						<b>\$26,544.00</b>		
		PEOPLE DRIVEN TECHNOLOGY, INC.	9	03/04/2026	V907429	PDT26T-WD25 DELL PRO DOCK	\$156.27	28.1252.000.1252	6420.01	
		<b>PEOPLE DRIVEN TECHNOLOGY, INC. - Total</b>						<b>\$156.27</b>		
RUDYARD AREA SCHOOL	9	03/11/2026	V907462	25-26 ERATE DSC INTER	\$23,700.00	28.1411.000.1254	8510.01			

# EASTERN UPPER PENINSULA ISD

## Check Register - March 2026

Fund Charged	Fund Title	Vendor Name	Period	Check Date	Check Number	Transaction Description	Transaction Amount	Budget Unit	Account Code		
28	BUSINESS SVC CONSORT FUND	RUDYARD AREA SCHOOL	9	03/11/2026	V907462	25-26 ERATE DSC TRANS	\$19,908.00	28.1411.000.1254	8510.01		
		<b>RUDYARD AREA SCHOOL - Total</b>						<b>\$43,608.00</b>			
		SAULT AREA SCHOOLS	9	03/11/2026	V907463	25-26 ERATE DSC INTER	\$23,700.00	28.1411.000.1254	8510.01		
			9	03/11/2026	V907463	25-26 ERATE DSC TRANS	\$22,752.00	28.1411.000.1254	8510.01		
		<b>SAULT AREA SCHOOLS - Total</b>						<b>\$46,452.00</b>			
		SEG WORKERS COMPENSATION FUND	9	03/24/2026	104204	Q4 WC - BUSINESS FUND	\$192.00	28.1252.000.1252	2840		
		<b>SEG WORKERS COMPENSATION FUND - Total</b>						<b>\$192.00</b>			
		ST IGNACE AREA SCHOOLS	9	03/11/2026	V907467	25-26 ERATE DSC INTER	\$23,700.00	28.1411.000.1254	8510.01		
			9	03/11/2026	V907467	25-26 ERATE DSC TRANS	\$19,908.00	28.1411.000.1254	8510.01		
		<b>ST IGNACE AREA SCHOOLS - Total</b>						<b>\$43,608.00</b>			
		TAHQAMENON AREA SCHOOLS	9	03/11/2026	V907469	25-26 ERATE DSC INTER	\$21,330.00	28.1411.000.1254	8510.01		
			9	03/11/2026	V907469	25-26 ERATE DSC TRANS	\$17,064.00	28.1411.000.1254	8510.01		
		<b>TAHQAMENON AREA SCHOOLS - Total</b>						<b>\$38,394.00</b>			
		THREE LAKES ACADEMY	9	03/25/2026	V907489	25-26 ERATE DSC INTER	\$9,480.00	28.1411.000.1254	8510.01		
			9	03/25/2026	V907489	25-26 ERATE DSC TRANS	\$9,954.00	28.1411.000.1254	8510.01		
		<b>THREE LAKES ACADEMY - Total</b>						<b>\$19,434.00</b>			
		W.S. HALL CONSULTING LLC	9	03/30/2026	104213	COGNOS PERA REPORT	\$185.00	28.1252.000.1252	3120.09		
		<b>W.S. HALL CONSULTING LLC - Total</b>						<b>\$185.00</b>			
		WHITEFISH TOWNSHIP SCHOOL	9	03/11/2026	V907473	25-26 ERATE DSC INTER	\$9,480.00	28.1411.000.1254	8510.01		
			9	03/11/2026	V907473	25-26 ERATE DSC TRANS	\$17,064.00	28.1411.000.1254	8510.01		
		<b>WHITEFISH TOWNSHIP SCHOOL - Total</b>						<b>\$26,544.00</b>			
		<b>28 - Total</b>							<b>\$459,718.04</b>		
		41	CAPITAL PROJECTS FUND	LOCK CITY HOME CENTER	9	03/10/2026	104186	VAULT SUPPLIES	\$449.90	41.1261.000.0000	5990.01
<b>LOCK CITY HOME CENTER - Total</b>						<b>\$449.90</b>					
PARKERS HARDWARE	9			03/10/2026	104187	VAULT SUPPLIES	\$69.97	41.1261.000.0000	5990.01		
<b>PARKERS HARDWARE - Total</b>						<b>\$69.97</b>					
<b>41 - Total</b>							<b>\$519.87</b>				
71	SE TRANSPORTATION FUND	A PARTS WAREHOUSE	9	03/25/2026	V907474	RUD BUS47 CAMERA SYST	\$6,010.77	71.1271.000.4060	7910.01		
		<b>A PARTS WAREHOUSE - Total</b>						<b>\$6,010.77</b>			
		BMO FINANCIAL GROUP	9	03/31/2026	600653	PCARD-DAHL G	\$8.55	71.1271.000.4060	7910.01		
			9	03/31/2026	600653	PCARD-DAHL G	\$8.55	71.1271.000.4070	7910.01		
			9	03/31/2026	600653	PCARD-DAHL G	\$8.55	71.1271.000.4091	7910.01		
			9	03/31/2026	600653	PCARD-DAHL G	\$8.55	71.1271.000.4094	7910.01		
9	03/31/2026		600653	PCARD-DAHL G	\$8.55	71.1271.000.4095	7910.01				

# EASTERN UPPER PENINSULA ISD

## Check Register - March 2026

Fund Charged	Fund Title	Vendor Name	Period	Check Date	Check Number	Transaction Description	Transaction Amount	Budget Unit	Account Code		
71	SE TRANSPORTATION FUND	BMO FINANCIAL GROUP	9	03/31/2026	600653	PCARD-DAHL G	\$8.56	71.1271.000.4020	7910.01		
			9	03/31/2026	600653	PCARD-DAHL G	\$8.56	71.1271.000.4050	7910.01		
			9	03/31/2026	600653	PCARD-MCKINNEY D	\$26.83	71.1271.000.4050	3410.02		
		<b>BMO FINANCIAL GROUP - Total</b>							<b>\$86.70</b>		
		DALE MCNIGHT	9	03/30/2026	104214	SE BUS-CEDRVILLE/ PKFD	\$30,000.00	71	B251		
		<b>DALE MCNIGHT - Total</b>							<b>\$30,000.00</b>		
		DEAN MANAGEMENT SERVICES, INC	9	03/10/2026	104185	MGMT SERVICES 'FEB	\$1,800.54	71.1271.000.4020	3150.01		
			9	03/10/2026	104185	MGMT SERVICES 'FEB	\$1,800.54	71.1271.000.4050	3150.01		
			9	03/10/2026	104185	MGMT SERVICES 'FEB	\$1,800.54	71.1271.000.4060	3150.01		
			9	03/10/2026	104185	MGMT SERVICES 'FEB	\$1,800.54	71.1271.000.4070	3150.01		
			9	03/10/2026	104185	MGMT SERVICES 'FEB	\$1,800.55	71.1271.000.4091	3150.01		
			9	03/10/2026	104185	MGMT SERVICES 'FEB	\$1,800.55	71.1271.000.4094	3150.01		
			9	03/10/2026	104185	MGMT SERVICES 'FEB	\$1,800.55	71.1271.000.4095	3150.01		
		<b>DEAN MANAGEMENT SERVICES, INC - Total</b>							<b>\$12,603.81</b>		
		ENGADINE CONSOLIDATED SCHOOLS	9	03/11/2026	V907449	SE VAN TOTALED - PYMT	\$8,000.00	71	B421.13		
		<b>ENGADINE CONSOLIDATED SCHOOLS - Total</b>							<b>\$8,000.00</b>		
		GENUINE PARTS COMPANY	9	03/10/2026	104184	BUS #18 ANTIFREEZE	\$33.98	71.1271.000.4020	5730		
			9	03/10/2026	104184	BUS #18 COOLANT	\$13.49	71.1271.000.4020	5730		
		<b>GENUINE PARTS COMPANY - Total</b>							<b>\$47.47</b>		
		HENRY FOX	9	03/04/2026	V907418	2/24-2/27 TRANSPORT	\$185.60	71.1271.000.4062	3330		
			9	03/11/2026	V907450	3/2-3/6 TRANSPORT	\$232.00	71.1271.000.4062	3330		
			9	03/25/2026	V907479	3/18-3/20 TRANSPORT	\$139.20	71.1271.000.4062	3330		
			9	03/25/2026	V907479	3/9-3/13 TRANSPORT	\$185.60	71.1271.000.4062	3330		
			9	03/31/2026	V907494	2/23-2/27 TRANSPORT	\$232.00	71.1271.000.4062	3330		
		<b>HENRY FOX - Total</b>							<b>\$974.40</b>		
		LAWLORS INC	9	03/24/2026	104201	129X762 VAN REPAIRS	\$1,369.80	71.1271.000.4045	4130		
		<b>LAWLORS INC - Total</b>							<b>\$1,369.80</b>		
		MARATHON-WEX BANK	9	03/24/2026	304396	FEB FUEL 22.692 GAL	\$67.76	71.1271.000.4095	5710.01		
		<b>MARATHON-WEX BANK - Total</b>							<b>\$67.76</b>		
		OMS COMPLIANCE SERVICES, INC.	9	03/25/2026	V907484	DOT TEST SERVICES	\$12.30	71.1271.000.4020	7910.01		
			9	03/25/2026	V907484	DOT TEST SERVICES	\$12.30	71.1271.000.4040	7910.01		
			9	03/25/2026	V907484	DOT TEST SERVICES	\$12.30	71.1271.000.4060	7910.01		
			9	03/25/2026	V907484	DOT TEST SERVICES	\$12.30	71.1271.000.4091	7910.01		
9	03/25/2026		V907484	DOT TEST SERVICES	\$12.30	71.1271.000.4094	7910.01				
9	03/25/2026		V907484	DOT TEST SERVICES	\$12.30	71.1271.000.4095	7910.01				
9	03/25/2026		V907484	DOT TEST SERVICES	\$24.60	71.1271.000.4070	7910.01				
<b>OMS COMPLIANCE SERVICES, INC. - Total</b>							<b>\$98.40</b>				
SEG WORKERS COMPENSATION FUND	9	03/24/2026	104204	Q4 WC - BRIMLEY	\$290.00	71.1271.000.4050	2840				
	9	03/24/2026	104204	Q4 WC - CEDARVILLE	\$220.00	71.1271.000.4020	2840				
	9	03/24/2026	104204	Q4 WC - ENGADINE	\$159.00	71.1271.000.4091	2840				
	9	03/24/2026	104204	Q4 WC - EUPLSD	\$10.00	71.1271.000.4040	2840				
	9	03/24/2026	104204	Q4 WC - LC INCLUSION	\$174.00	71.1271.000.4042	2840				

# EASTERN UPPER PENINSULA ISD

## Check Register - March 2026

Fund Charged	Fund Title	Vendor Name	Period	Check Date	Check Number	Transaction Description	Transaction Amount	Budget Unit	Account Code			
71	SE TRANSPORTATION FUND	SEG WORKERS COMPENSATION FUND	9	03/24/2026	104204	Q4 WC - PROJECT SEARC	\$206.00	71.1271.000.4095	2840			
			9	03/24/2026	104204	Q4 WC - RUDYARD	\$348.00	71.1271.000.4060	2840			
			9	03/24/2026	104204	Q4 WC - ST IGNACE	\$352.00	71.1271.000.4070	2840			
			9	03/24/2026	104204	Q4 WC - TAHQ/WHITE	\$330.00	71.1271.000.4094	2840			
		<b>SEG WORKERS COMPENSATION FUND - Total</b>							<b>\$2,089.00</b>			
		TRI-COUNTY MOTORS	9	03/30/2026	104212	125X832 LABOR	\$706.30	71.1271.000.4045	4130			
			9	03/30/2026	104212	125X832 REPAIRS	\$669.71	71.1271.000.4045	5730			
		<b>TRI-COUNTY MOTORS - Total</b>							<b>\$1,376.01</b>			
		WEX BANK/SUNOCO SUNTRAK	9	03/24/2026	304397	FEB FUEL 231.024 GAL	\$712.25	71.1271.000.4060	5710.01			
			9	03/24/2026	304397	FEB FUEL 322.108 GAL	\$726.76	71.1271.000.4095	5710.01			
			9	03/24/2026	304397	FEB FUEL 443.999 GAL	\$1,287.04	71.1271.000.4020	5710.01			
			9	03/24/2026	304397	FEB FUEL 487.924 GAL	\$1,081.74	71.1271.000.4050	5710.01			
			9	03/24/2026	304397	FEB FUEL 74.655 GAL	\$168.43	71.1271.000.4070	5710.01			
			9	03/24/2026	304397	FEB FUEL 80.095 GAL	\$180.71	71.1271.000.4045	5710.01			
		<b>WEX BANK/SUNOCO SUNTRAK - Total</b>							<b>\$4,156.93</b>			
		<b>71 - Total</b>							<b>\$66,881.05</b>			
		81	TRAVEL FUND	ANYTIME TOWING	9	03/24/2026	104192	114X006 TIRE CHANGE	\$75.00	81.1261.000.0000	7910.01	
				<b>ANYTIME TOWING - Total</b>							<b>\$75.00</b>	
				BMO FINANCIAL GROUP	9	03/31/2026	600653	PCARD-MAYER D	\$66.35	81.1261.000.0000	7910.01	
9	03/31/2026				600653	PCARD-PARISH M	\$37.95	81.1261.000.0000	7910.01			
9	03/31/2026				600653	PCARD-SHORT H	\$170.00	81.1261.000.0000	4130			
9	03/31/2026				600653	PCARD-SHORT H	\$481.63	81.1261.000.0000	5730			
<b>BMO FINANCIAL GROUP - Total</b>							<b>\$755.93</b>					
BP	9			03/24/2026	304395	OVRNIGHT DELIVERY FEE	\$14.00	81.1261.000.0000	5710.01			
<b>BP - Total</b>							<b>\$14.00</b>					
GENUINE PARTS COMPANY	9			03/10/2026	104184	097X879 WIPER BLADE	\$12.06	81.1261.000.0000	5730			
<b>GENUINE PARTS COMPANY - Total</b>							<b>\$12.06</b>					
MARATHON-WEX BANK	9			03/24/2026	304396	FEB FUEL 316.994 GAL	\$770.02	81.1261.000.0000	5710.01			
<b>MARATHON-WEX BANK - Total</b>							<b>\$770.02</b>					
RODENROTH MOTORS	9			03/04/2026	V907433	105X689 LABOR	\$158.16	81.1261.000.0000	4130			
	9			03/04/2026	V907433	105X689 PARTS	\$298.80	81.1261.000.0000	5730			
	9			03/04/2026	V907433	105X690 LABOR	\$439.63	81.1261.000.0000	4130			
	9			03/04/2026	V907433	105X690 PARTS	\$514.92	81.1261.000.0000	5730			
<b>RODENROTH MOTORS - Total</b>							<b>\$1,411.51</b>					
SAFELITE FULFILLMENT INC	9			03/24/2026	104203	105X691 LABOR	\$87.00	81.1261.000.0000	4130			
	9			03/24/2026	104203	105X691 REPAIRS	\$239.02	81.1261.000.0000	5730			
<b>SAFELITE FULFILLMENT INC - Total</b>							<b>\$326.02</b>					
SOO MOTORS INC	9	03/11/2026	V907466	129X757 LABOR	\$40.00	81.1261.000.0000	4130					
	9	03/11/2026	V907466	129X757 REPAIRS	\$37.35	81.1261.000.0000	5730					
<b>SOO MOTORS INC - Total</b>							<b>\$77.35</b>					
SOO SUPERIOR OIL & LUBE, INC.	9	03/31/2026	V907506	097X879 OIL CHANGE	\$85.89	81.1261.000.0000	5710.01					

# EASTERN UPPER PENINSULA ISD

## Check Register - March 2026

Fund Charged	Fund Title	Vendor Name	Period	Check Date	Check Number	Transaction Description	Transaction Amount	Budget Unit	Account Code	
81	TRAVEL FUND	<b>SOO SUPERIOR OIL &amp; LUBE, INC. - Total</b>						<b>\$85.89</b>		
		U P TIRE AND SUPPLY	9	03/11/2026	V907471	114X006 FLAT REPAIR	\$29.00	81.1261.000.0000	4130	
			9	03/25/2026	V907491	105X688 LABOR	\$124.00	81.1261.000.0000	4130	
			9	03/25/2026	V907491	105X688 TIRE SENSORS	\$200.00	81.1261.000.0000	5730	
		<b>U P TIRE AND SUPPLY - Total</b>						<b>\$353.00</b>		
		WEX BANK/SUNOCO SUNTRAK	9	03/24/2026	304397	FEB FUEL 118.724 GAL	\$271.20	81.1261.000.0000	5710.01	
		<b>WEX BANK/SUNOCO SUNTRAK - Total</b>						<b>\$271.20</b>		
<b>81 - Total</b>							<b>\$4,151.98</b>			
<b>Overall - Total</b>							<b>\$2,441,280.07</b>			



## **SUPERINTENDENT'S REPORT** *April 2026*

### **Legislative Update**

Legislators are on spring break, as are EUPISD staff. There will be more updates at the April board meeting.

### **Updates**

ERate bids were accepted March 20, 2026. There were several incomplete or misfiled bids. Cooperative Technology Services (CTS) filed for all sites for Internet Transport and Managed Internal Services. Equipment will be purchased later when the state issues a mini-bid procurement for equipment. Bob Lohff and Bob Vaught met and approved the award to CTS.

Business After 5 was a success! There was a large crowd that attended. Thank you to Doug Bestemen, Eric Galer and the ISD staff in attendance. Special thanks to Caitin Galer and Galer Insurance for co-sponsoring the event.

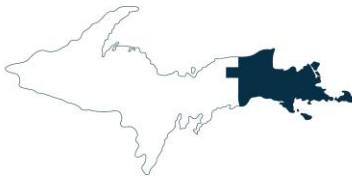
I participated in a panel webinar on March 25 for MASA discussing ways to advocate for our schools with our legislators.

### ***Superintendent Mission:***

**Create and maintain a positive organizational culture and climate**  
**Facilitate strong communication, ambassadorship, and partnerships**

### **Advocacy:**

- EUP Administrators
- Set Seg Property & Casualty Board
- MAISA
- Rotary of Sault Ste. Marie, MI
- EUP Promise Zone
- UP Superintendents/UPCED
- City of Sault Ste. Marie LDFA
- Headwaters North (SmartZone)
- MISEN Board
- MCAN Board



## EASTERN UPPER PENINSULA INTERMEDIATE SCHOOL DISTRICT

Director of Special Education Report  
April 2026

---

### **Paraeducator Training SY 25-26**

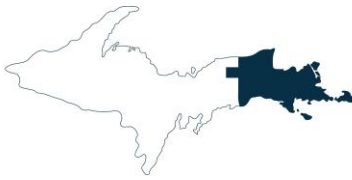
The Paraeducator Bootcamp, led by Sarah McDowell, Special Education Supervisor, and Carrie Carr, Teacher Consultant for Autism Spectrum Disorder, both with the Eastern Upper Peninsula ISD (EUPISD), has been a wonderful learning experience for 73 paraeducators from five local school districts. Sarah and Carrie completed specialized training through the Michigan Association of Administrators of Special Education (MAASE) to become certified Paraeducator Bootcamp Trainers.

This MAASE-developed training is designed to help paraeducators feel confident and prepared in the important work they do each day supporting students with disabilities. The two-part bootcamp focuses on practical topics such as understanding student support systems, Individualized Education Programs (IEPs), clear roles and responsibilities, helping with academics, and using positive behavior strategies.

Paraeducators begin by completing online lessons that introduce key ideas and provide a shared foundation. They then participate in in-person sessions where they can explore the topics more deeply, ask questions, and learn alongside others who do similar work. This blend of online and face-to-face learning makes the training both accessible and hands-on.

The response has been overwhelmingly positive. Paraeducators have shared how much they value training that directly applies to their daily work with students, and their enthusiasm and engagement throughout the sessions have been clear.





**EASTERN UPPER PENINSULA  
INTERMEDIATE SCHOOL DISTRICT**

Director of Special Education Report  
April 2026

**Autism Spectrum Disorder (ASD) Teacher Consultant Services in the EUPISD**

*Autism Spectrum Disorder (ASD) Teacher Consultants in the Eastern Upper Peninsula Intermediate School District (EUPISD) provide multi-tiered support to educators, students, and families. Our work is grounded in evidence-based practices and is focused on building regional capacity, improving student outcomes, and ensuring access to inclusive educational environments. ASD Teacher Consultants support district initiatives through professional learning, coaching, systems development, and collaborative consultation.*

**Data Trends Related to Autism in the EUPISD**

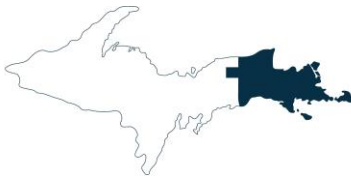
Year	Number of Students with ASD	Total Number of Students with IEPs	Number of School-Aged Students	Percentage of Students with IEPs eligible with an ASD
2025	195	1,374	5,920	14.2%
2023	166	1,291	6,376	12.9 %
2021	117	1,147	6,350	10.2 %
2019	120	1,141	6,517	10.5 %
2017	121	1,037	6,730	11.7 %
2015	122	1,023	7,039	11.9 %
2013	105	1,028	7,260	10.2 %
2011	92	1,147	7,468	8 %
2009	82	1,269	7,663	6.5 %
2007	72	1,182	7,983	6.1 %
2005	48	1,299	8,163	3.7 %
2003	30	1,203	8,579	2.5 %
2001	21	1,096	8,835	1.9 %

**Direct Consultation**

- Consultants provide direct, in-classroom coaching to model strategies, observe implementation, and offer feedback.
- IEP Team Consultation – Consultants support teams in developing appropriate goals, services, and placement decisions based on student data and progress.
- Consultants assist in designing and implementing individualized supports, including behavior intervention plans and instructional adaptations.
- Data-Based Decision Making – Consultants guide teams in collecting, analyzing, and using data to inform instructional decisions and monitor progress.
- Family Collaboration – Consultants partner with families to provide resources, training, and alignment between home and school support.

**Autism Coaches**

- ASD Teacher Consultants build district capacity by supporting 14 building level Autism Coaches.
- Through ongoing professional learning, modeling, and feedback, consultants support coaches in leading building-level implementation of evidence-based



## EASTERN UPPER PENINSULA INTERMEDIATE SCHOOL DISTRICT

### Director of Special Education Report April 2026

---

practices. This structure promotes sustainability and ensures that expertise is embedded within each school.

#### **Develop and Facilitate Learning Opportunities**

- ASD Teacher Consultants design, coordinate, and deliver professional learning to increase staff knowledge and implementation of evidence-based practices for students with autism.
- August Professional Learning Days – Consultants plan and facilitate regional and district-wide sessions aligned to current research and local needs, while providing follow-up support to ensure application in practice.
- Paraprofessional Training Series – Consultants develop and deliver targeted training to enhance paraprofessional skills in areas such as special education basics, universal support, instructional/behavioral support, and data collection.
- Bus Driver Training – Consultants provide training and consultation to transportation staff, focusing on safety, communication, and proactive behavior support.
- Special Education Master Teacher Community of Practice (CoP) – Consultants facilitate collaborative learning among experienced educators, guiding data-based discussions and supporting the application of advanced instructional strategies.
- Specially Designed Instruction – Math
- Career & Technical Education High School Programs – ASD 101 Presentations (Education, EMT, Law Enforcement, Health Sciences, Early Childhood)
- Project ImPACT Parent Training – Consultants coordinate and deliver parent training sessions to support caregivers in using evidence-based strategies to promote communication and social development at home for children birth-five.

#### **Upper Peninsula Autism Network (UPAN)**

- Support Statewide Autism Resources and Training (START) Project as a Regional Collaborative Network (RCN) to define, implement, and evaluate goals based on annual priorities and the identified needs of the region.
- Meet regularly to address defined goals and implementation of planned activities.
- Network, share, and problem-solve to benefit school staff, students, and families across the region.
- Promote the development of trainers in their region who disseminate evidence-based practices.
- Share progress through stories and data and report on challenges and local needs.

#### **Project SEARCH**

- ASD Teacher Consultants collaborate with transition teams and community partners to support students participating in Project SEARCH. Their role includes participation within the steering committee, consulting on individualized supports, aligning school-based instruction with workplace expectations, and assisting staff in addressing communication, social, and behavioral needs within employment settings through Employment Planning Meetings. Consultants also support problem-solving to address barriers to successful job placement and retention.



EASTERN UPPER PENINSULA  
INTERMEDIATE SCHOOL DISTRICT

Director of Special Education Report  
April 2026

---

**Autism Teams (“A-Teams”)**

- ASD Teacher Consultants facilitate and strengthen building-level multi-disciplinary “Autism Teams” at local districts to support effective problem-solving and consistent implementation of support.
- Consultants guide teams in analyzing student data, identifying needs, and selecting appropriate evidence-based interventions. They also model strategies and support staff in implementing plans with fidelity across settings.

**Peer to Peer Efforts**

- ASD Teacher Consultants support the development and implementation of peer-to-peer programs designed to increase social connection and engagement.
- Consultants provide training to staff and students, assist in program development, and monitor implementation to ensure fidelity.
- Collaboration with local districts implementing Unified Championship Schools curriculum.

**Resource Development and Dissemination**

- Consultants curate, develop, and share materials that promote consistent use of evidence-based practices across the district.

# EUPISD LEARNING CENTER

2026  
APRIL



## SHERIFF IN TRAINING

Olivia and Katherine enjoyed exploring different career options at Rudyard HS's career expo.



## DRONES IN THE FIELD

Noah and Abel learned how industrial sized drones are used to measure changes in the Great Lakes during the career expo.



## DRAGON RIDERS

Office staff were excited to great students on 'Fired up for Reading' day.

## READING MONTH

March was a big win for our school reading month! We were excited to center our reading activities on the fantasy genre. Each class **chose** a different title to focus on throughout the month. Classrooms enjoyed partner reading activities with classmates, additional dedicated time for reading interventions with teaching staff, and opportunities to complete creative art projects. The staff at the Learning Center **does** a great job building on the strengths of its learners and **continues** to see increased confidence in students as they participate in literacy activities. Overall, this month highlighted the positive impact of intentional, engaging reading experiences on student growth and enthusiasm for learning.



### Augmentative and Alternative Communication (AAC) Supports for Infants & Toddlers

Supporting communication development remains a key priority within our Early Childhood programs. Consistent with guidance from the U.S. Department of Education, assistive technology, including AAC, should be considered as early as possible. During both initial and ongoing assessments, each child's potential benefit from AAC is thoughtfully evaluated. Early access to these tools can help infants and toddlers express their wants and needs, strengthen social connections, and make progress toward developmental milestones.

Since July 1, 2025, ten children enrolled in Early On have participated in AAC trials in our region. These trials are individualized and designed to identify tools that best support each child's communication, participation, and independence across daily routines at home and in learning environments.

The devices used during these trials include the AbleNet QuickTalker Freestyle, the Talk Pad Wego 10, and the PRC-Salttillo Accent 1400. Each of these devices offers children a way to communicate using symbols, pictures, or voice output, with options that support a range of developmental and physical needs. Some children have also used iPads, either through the Early On program or provided by families, equipped with communication applications that allow for flexible and accessible use throughout the day.

In addition to device trials, children and families are supported through functional assistive technology evaluations to determine appropriate tools and strategies. Families receive guidance and coaching to ensure that communication supports are used consistently across settings. This may include incorporating communication tools into play, daily routines, and interactions with caregivers and peers.

AAC is one part of a broader assistive technology approach that may also include supports such as tactile books for children with sensory needs or adaptive equipment to improve positioning and engagement. Together, these supports serve as a bridge between what a child is currently able to do and what they are capable of achieving, helping to build confidence, connection, and communication from the earliest stages of development.

### Statewide Leadership Opportunity: Pyramid Model in Early Intervention

The Early Childhood Department has been invited by the Michigan Department of Lifelong Education, Advancement, and Potential, in partnership with the National Center for Pyramid Model Innovations, to serve as an initial implementation site for the Pyramid Model Framework within Part C Early Intervention services.



Our Intermediate School District is the only service area in the state invited, reflecting the strength of our programming and our commitment to supporting young children’s social and emotional development.

The Pyramid Model is a research-based framework that promotes healthy social-emotional growth. It builds on existing practices rather than adding entirely new requirements, aligning practices, enhancing professional learning, and increasing staff capacity to partner effectively with families.

As an implementation site, our team will receive guidance from a national program coach throughout planning and implementation. Staff will participate in targeted training on social-emotional development, coaching strategies, and behavior support. The model also includes tools for data collection and analysis to support informed decision-making and sustainability.

The ISD will establish a Pyramid Model Leadership Team including administrators, practitioner coaches, behavior specialists, data coordinators, and family representatives. This team will guide implementation, review progress regularly, and collaborate with state and national experts.

Participation will position our ISD as a leader in shaping the Pyramid Model’s use across Michigan. By providing feedback and data, we will help inform statewide expansion. This opportunity aligns with our ongoing commitment to supporting the whole child and strengthening family partnerships.

### Reading Month Recap

The Early Childhood Department celebrated March is Reading Month with exciting literacy activities at all four Early Learning Centers.

At Les Cheneaux Early Learning Center, students and staff enjoyed a Dr. Seuss Spirit Week, featuring silly hats, wacky mismatched outfits, and playful storytime activities that made reading fun and engaging. Across the other centers, children explored read-alouds, story-inspired activities, and interactive literacy games that sparked curiosity and excitement for reading.

Staff and families also joined the regional EUP Reads event on March 9 at Lake Superior State University, sharing interactive reading experiences and resources to support literacy at home. These activities strengthen community connections and celebrate reading as the foundation for lifelong learning.



## April Professional Learning Opportunities

### **Preschool:**

➤ **April 24: Preschool HighScope Curriculum Professional Learning Community**

The PLCS are designed to give early childhood professionals an opportunity to learn and grow together through guided conversations and build on previously acquired skills and knowledge of HighScope curriculum.

### **Community Collaboration:**

- **April 14:** School Readiness Advisory Committee
- **April 21:** Early Childhood Community Inclusion Team

---

Jessica Savoie, Director of Early Childhood  
E: [jessicas@eupschools.org](mailto:jessicas@eupschools.org) Ph:(906) 259-8038



EASTERN UPPER PENINSULA  
INTERMEDIATE SCHOOL DISTRICT  
General Education Department  
Report to the EUPISD Board of Education  
April 2026

[Gen Ed Updates and Information for 2025-2026](#)

- Important Links
- News and Updates
- Professional Learning Opportunities
- Student Events & Opportunities

[EUPISD General Education Department Overview](#)

[2025 EUP Regional Assessment Data Presentation](#)

Tammy Rutledge was recognized by the Michigan College Access Network for outstanding leadership and innovation in bridging education and workforce development with the Pathway Award.



*The Pathway Award is one of MCAN’s College Access Impact Awards, which shine a light on the individuals, organizations, and collaborations that have exceeded expectations to make a positive impact on increasing college readiness, participation and completion in Michigan.*

*“We’re proud to take this opportunity to spotlight CEPD leaders who have helped build CTE programs into a dynamic, high-impact pathways to postsecondary success.” Ryan Fewins-Bliss, Executive Director of Michigan College Access Network*

Paula Finfrock was recognized as an “Inspiring Native Woman Educator in Michigan” by the Michigan Indigenous Education Initiative. From their Facebook page:

*During Women’s History Month, we lift up the leadership, care, and vision of Indigenous kwewag (women) whose work strengthens education across many spaces—from early childhood classrooms to colleges and community leadership.*

*Across what we now know as Michigan, these educators carry forward a long tradition of Indigenous women nurturing knowledge, guiding learners, and helping communities thrive.*

*We honor these kwewag whose leadership continues a long tradition of Indigenous women guiding learners, strengthening communities, and carrying knowledge forward for the next generation.*

*Miigwetch for the care, commitment, and wisdom you share across our education systems every day.*



**EUP Regional History Day**

The 2026 EUP Regional History Day was held on Friday, March 20 at Lake Superior State University. Special thanks to Helen Craig and Kim Dutcher for their time and effort.

Theme: Revolution, Reaction, Reform in History

Project Divisions: Youth (3<sup>rd</sup>-5<sup>th</sup> grade), Junior (6<sup>th</sup>-8<sup>th</sup> grade), Senior (9<sup>th</sup>-12<sup>th</sup> grade)

Project Types: Paper, Documentary, Performance, Exhibit, Website

Students could compete in groups or individuals for all projects (except papers—those are individual only)

Here are the numbers:

- 117 projects were submitted
- 203 students participated
  - o Brimley Elementary and Middle School
  - o DeTour Middle and High School
  - o JKL Bahweting Middle School
  - o Pickford Middle and High School
  - o Sault Elementary and Middle School
  - o St Mary’s Elementary and Middle School
- 43 volunteers (judges, monitors, other support)





EASTERN UPPER PENINSULA  
INTERMEDIATE SCHOOL DISTRICT  
General Education Department  
Report to the EUPISD Board of Education  
April 2026

---

I would like to thank Lake Superior State University for partnering with us for regional student events again this year. In 2025-2026, 14 student events were held on campus. All costs were covered by the LSSU Admissions Department, including facility fees, A/V technology, student lunches, and maintenance fees. Staff from the Cisler Center and Fine Arts Center go above and beyond to ensure that everything is ready and goes smoothly and faculty members co-host some of the events and provide campus tours and other experiences for students while they are on campus.

---



### Board Action Items

Brooke Beacom is requesting approval to attend the Reading Recovery Teacher Leader Conference at Georgia State University on June 9-11, 2026. For more information, please [click here](#).

# EUP MiSTEM Region Newsletter

April 2026

## News and Resources from the EUP MiSTEM Region at the EUP Intermediate School District

As region 14 of the MiSTEM Network, the EUP MiSTEM Region is working with regional and statewide partners to empower education while making solid connections to business, industry, and careers.



Check out the REMC22 Lend Library for classroom resources!

## Career Exploration



**Career Exploration StoryMap**  
Careers in STEM (Science, Technology,  
Engineering, and Mathematics)

### Career Exploration Storymaps

Through a partnership between the EUPISD, MiSTEM Network and Grand Valley State University a career exploration storymap has been created for the Eastern Upper Peninsula. Click the graphic on the left to see the map! You can also click [here](#) to see maps for all 16 regions in Michigan.

## Student Opportunities

Higher Orbits Go For Launch! is back at LSSU June 16-17, 2026!

[Go For Launch Flyer](#)

[Go For Launch Website and Registration link](#)



Mission Patch Logo created by students in the Sault CTE Digital Business program

---

### **Inland Seas Young Women in STEM (YWIS) Sailing Program**

Inland Seas is bringing their Young Women in STEM (YWIS) overnight sailing program to the U.P. July 27th - 29th and are looking to fill 12 spots with ladies entering grades 9-12 or recently graduated high school. This 3 day, 2 night overnight sailing adventure will start in Sault Ste. Marie and end in Hessel. YWIS

aims to inspire youth to pursue STEM careers and is ideal for young women interested in sciences, the Great Lakes, sailing, or looking to have amazing summer adventure with the chance to meet some cool folks! During this voyage, participants will study and analyze fish, plankton, water, and lake sediment and develop a research project on invasive species or other topics of interest. They will help the crew with vessel operation, including hoisting and handling sails, plotting and steering



a course, and assisting with meals in the galley. For more information see the [Inland Seas website](#).

---

## Save the dates for upcoming student events!

- LSSU is hosting a FIRST Robotics District Event March 26-28 - See [FIRST Website](#) for details
  - Trig Star will be held on April 17, 2026 - [Flyer and Registration](#)
  - A Career Exploration event will be held in St. Ignace for students in grades 11-12 on April 29. More information will follow soon.
- 

## Pi Day at LSSU!

This was the biggest Pi Day at LSSU event yet with 36 teams and 180 students. All of the teams were awesome, and we thank the Mathematics and Computer Science Department at LSSU for hosting us!

[#LSSUMath](#)

## Pi Day at LSSU

Mathematics Competition - Register your teams of five!

Lake Superior State University invites middle school and high school teams to join us at the Cisler Center for a celebration of Pi Day for 2026!

Teachers can register teams of five students. Registration deadline is March 12, 2026.



---

# Professional Learning

---

## Inland Seas Great Lakes Watershed Field Course for Teachers

This is an amazing learning experience, and we have had very positive reviews from EUP teachers who have participated in the past! All information can be found on the GLWFC webpage, and you can find it [linked here](#). You can also find a direct link to the online application [linked here](#).



Great Lakes Watershed Field Course

The Great Lakes Watershed Field Course (GLWFC) is a professional development opportunity for educators from across Michigan. The course is designed to provide teachers with a hands-on learning experience in the Great Lakes region, focusing on water quality, ecosystem health, and the impact of human activities on the environment. The course includes a mix of classroom instruction, fieldwork, and interactive activities. The course is held in St. Ignace, Michigan, and is open to teachers from all Michigan school districts. The course is held in St. Ignace, Michigan, and is open to teachers from all Michigan school districts. The course is held in St. Ignace, Michigan, and is open to teachers from all Michigan school districts.

---

## Math + CS Workshop Summer 2026

### Bootstrap Workshops

### Exciting Math + CS Workshops for All

The CSforMichigan Collaborative invites educators to participate in engaging professional learning workshops this summer. Designed for a range of grade levels and interests, these sessions support teachers in building confidence, expanding skills, and exploring



innovative math, data science, and computer science topics. Join fellow educators for a collaborative learning experience focused on bringing high-quality instruction into the classrooms.

### Summer 2026 Workshops for Educators

These workshops support middle and high school math educators in strengthening algebra instruction by **integrating problem-based learning** and **computer science concepts** into Algebra 1 & 2 and middle school Expressions & Equations Standards. Designed for educators at all experience levels, the Bootstrap curriculum connects required mathematics expectations with computing to deepen student understanding through applied problem solving. **All instructional materials are provided**, giving teachers the resources needed to confidently incorporate computational thinking into their math classrooms right away.

#### Algebra 1 & 2 (8th - 12th Grade)

##### West Shore ESD

2130 West US-10 ✧ Ludington, MI 49431

OR

##### Macomb ISD

44001 Garfield Rd ✧ Clinton Twp, MI 48038

##### Days 1–3 (Face-to-Face):

June 29 - July 1, 2026

**Days 4–5 (Virtual):** August 10–11, 2026

**Time:** 9:00 a.m. – 4:30 p.m. ET

**Cost:** Full Scholarship Provided

##### Days 1–3 (Face-to-Face):

July 27–29, 2026

**Days 4–5 (Virtual):** August 10–11, 2026

**Time:** 9:00 a.m. – 4:30 p.m. ET

**Cost:** Full Scholarship Provided

[Register Here](#) - West Shore ESD

[Register Here](#) - Macomb ISD

**Bootstrap Algebra 1 & 2** by [Bootstrap](#) is a free, research-based, integrated Computer Science and Data Science modules for Math, Science, Business and Social Studies classes grades 8-12. **Explore new ways to teach required Algebra concepts** using meaningful, **real-world data**. This **five-day workshop series** will equip educators with the ability to implement **module-based math lessons** that capitalize on the modern digital tools that computer science offers to support effective and efficient teaching and learning. The modules are designed so that teachers can mix-and-match content to fit their needs, whether to incorporate a few lessons, a 3-week unit, or a standalone course in data science, sophisticated interactive programming,

Teachers enrolling in the Algebra 1 & 2 series are eligible for a stipend. See website for more information. [Mi-coding.com](#) - [LINK](#)

## Expressions and Equations (4th - 12 Grade)

### Macomb ISD

44001 Garfield Rd ✧ Clinton Twp, MI 48038

**Date:** July 27 - 29, 2026

**Time:** 9:00a - 4:30p ET

**Cost:** Scholarship Provided

[Register Here](#)

**Bootstrap: Expressions and Equations**, three-day summer workshop, equips teachers to integrate computer science concepts into mathematics classrooms using the Bootstrap curriculum. Participants explore how programming and mathematical modeling can reinforce core mathematics standards, such as Order of Operations, Algebraic Properties (Commutativity, Associativity, Distribution, Identity, Inverses, and more!), Exponents, Opposites and Absolute Values, Variables and Solving Equations.


Teachers will experience lessons as learners, then unpack the underlying mathematics and pedagogy. By the end of the workshop, participants will be prepared to implement the curriculum with confidence, connect coding to real-world problem-solving, and support all students in deepening their understanding of math through engaging, project-based learning.

See website for more information. [Mi-coding.com](https://mi-coding.com) [LINK](#)

---

### Elementary Science Teacher Leader Corps - Observation through Instructional Rounds

Teacher Leaders have identified the need to focus on a community of practice in which they can share through the observation of instruction. The days at the school districts consisted of observation of classroom instruction followed by a professional learning protocol to learn from those observations. The goal is to increase instructional capacity and our ability to support high quality instruction.



Thank you to our EUP Teacher Leaders for making this a great learning experience!

---

### EUP Regional Communities of Practice

Regional communities of practice are designed for teachers to improve teaching and learning, focusing on challenges in the classroom and innovative practices. Members will share ideas, strategies, and resources, offer feedback and engage in professional learning, fostering a culture of continuous improvement. This collaboration will strengthen individual practices and the school community, leading to positive educational outcomes.

We had a great year with amazing teachers in our Communities of Practice and look forward to building on this partnership!



---

## Grant Opportunities

---

### Seeds for STEM - Projects Announced!

Seeds for STEM is a partnership between the EUPISD, EUP MiSTEM Region and the Chippewa County Community Foundation. Teachers can apply for funding to support project, problem, and place-based learning. Proposals were received from schools across the Eastern Upper Peninsula, and the following were awarded with a combined funding total of over \$12,500!



- Sault Area High School: Becky Arbic – Roar Rocket Sk8board Manufacturing
- Sault Area High School: Marielle Sirk – Reviving Anatomy Education Through Hands-on Fetal Pig Dissection
- Malcolm High School: Susy Talentino – From Pain to Passion to Purpose
- EUPISD Learning Center: Gwen Malaska – Hying Up Our Hydroponics
- Moran Township School: Jaime Clark – 3D Printing in the Classroom
- Pickford Elementary School: Rachel Horde – Pumpkin Life Cycle and STEM Exploration
- Pickford Elementary School: Wendy Halsey – Michigan Lumber – Then, Now and the Future
- Pickford Elementary School: Jessie Metrish-Lytle – Soo Locks Boat Tour for Earth Science

---

### New: MiSTEM Collaboratives Website

Click [here](#) to see the new MiSTEM Collaboratives Website for Computer Science, Math and Science/Engineering!



---

### Square One Education Network

Schoolyear professional learning opportunities with Square One can be found [HERE](#).



---

## Michigan Agriculture in the Classroom

Did you know that Michigan is the nation's second largest producer of apples? There are more than 17.6 million apple trees covering 38,000 acres on 850 family run farms in Michigan. Growers pride themselves on a rich heritage of producing an array of Michigan apple varieties.



Here are some [Lessons and resources!](#)

---

## STEM Teaching Tools

The [STEM Teaching Tools](#) are resources that have been developed through a project called [ACESSE](#) through the Council of State Science Supervisors. EUP teacher Billie Ennes was part of the team from Michigan, along with MiSTEM Executive Director Megan Schrauben who contributed to the development of the [newest STEM Teaching Tool](#) aimed at helping STEM education leaders move with community towards culturally affirming and sustaining practices! Thank you to Billie for representing Michigan and the EUP!

---



---

Connecting with Business and Industry Partners

Chippewa County EDC

Luce County EDC  
Sault Ste. Marie EDC  
Mackinac County Economic Alliance  
Chippewa County Community Foundation  
Lake Superior State University  
Bay Mills Community College  
Eastern Upper Peninsula Intermediate School District  
Upper Peninsula Michigan Works!

---

### Career Connections

We are working with a number of partner organizations regionally and statewide to provide connections between employers, students, job seekers, and economic development organizations. If you are from any of those sectors and are interested in discussing career awareness, internships, apprenticeships, work-based learning, and training/education please reach out to us! Here are a few of our partner resources that you may find helpful.



[UP Michigan Works!](#)



[Tomorrow's Talent Series](#)



[Michigan Department of Labor and Economic Opportunity](#)



**Contact the EUP MiSTEM Region**

Email: [eupstem@eupschools.org](mailto:eupstem@eupschools.org)



# MiSTEM Network

## VISION

Michigan is home to a generation of innovators who create more inclusive and prosperous businesses and communities.

## MISSION

Be the catalyst for equitable access and engagement in authentic STEM experiences in every community in Michigan.

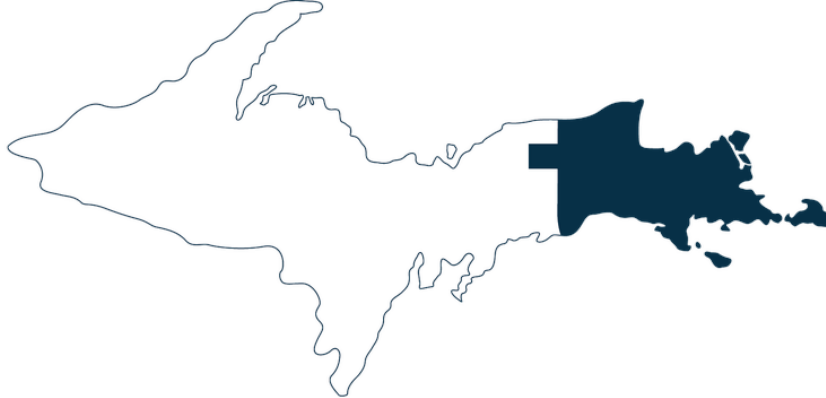
STRENGTHEN  
NETWORK

ADDRESS  
DISPARITIES

STRATEGIC  
COMMUNITY  
PARTNERSHIPS

DEVELOP 3P  
LEARNING

ELEVATE  
COMPUTER  
SCIENCE



# EASTERN UPPER PENINSULA INTERMEDIATE SCHOOL DISTRICT

---

**In the Background...**

It is Maple Syrup Season!!!



**Kevin St. Onge**

Kevin is using Smore to create beautiful newsletters



### **E-Rate Services Competitive Bids**

The Consortium Technical Services team at the EUPISD was awarded contracts for both Category 1 and Category 2 E-Rate services on March 26. We are thrilled for the opportunity to continue supporting our region's districts in any capacity, especially where the potential disruption of services is so impactful.

- Category 1 is the connectivity that transports data between our buildings (Wide Area Network- WAN) and provides Internet Access. We will maintain the current connections from various providers as we transition to the Merit provided WAN as they build out the regional fiber project awarded in 2025.
- Category 2 is the connectivity inside a building, primarily consisting of Wireless Access Points, network switches, and wiring. We are following industry analyst guidance to hold off on equipment replacement until pricing stabilizes later in 2026 or 2027.


### **Multi-Factor Authentication**

Duo rollout progressing nicely; stalled the week of Spring Break and on track to complete the initial deployments to all districts in April.



# FINANCE/HUMAN RESOURCES REPORT TO THE EASTERN UPPER PENINSULA INTERMEDIATE SCHOOL DISTRICT BOARD OF EDUCATION

**Dena Mayer, Director of Finance and Human Resources**  
**April 2026**



## BUSINESS/FINANCE

**March 2026, Financials.** With the office closure during spring break and the month of March not yet completed, we will not have the financials at the time the agenda is posted. We make every attempt to have the financials post before the board meeting, but if not, we will provide both March and April at the May meeting.

**March 2026 Paid Bills.** With the posting of the agenda for our April meeting agenda before the end of March, we will post our list of paid bills upon our return from spring break (April 6).

**Special Education Bus Purchase.** We have purchased a used special education bus that will be used to transport students from the Cedarville/Pickford area.

**2026-27 Budgets.** We continue to closely monitor the development of the 2026–27 School Aid Budget. At this time, no new information or material changes are available to report. Updates will be provided as additional details become available through the legislative process.

## HUMAN RESOURCES

### Job Descriptions –



- **Special Projects.** To maintain organizational flexibility and ensure timely response to emerging needs, we are requesting Board approval of a generic job description for special projects. This authorization will enable the district to efficiently assign qualified personnel as needed, reducing delays associated with position-specific approvals.

### New Hires:

- **Deanna Dake** – Special Education Bus Aide
- **Brynn Beaulieu** – Accountant – Part-time (Summer 2026)

### Resignations:

- **Terri Dudun Hartman** - Special Education Bus Driver – Inclusion Route (Part-time)

### Retirements:

- None.

### New Hires/Resignations – Contracted:

- None.

### Updates:

- **Myrv Dake.** Special Education Bus Driver – Newberry route has been recalled to transport students newly enrolled at the Learning Center.
- **Nicole Eilola** – Shared Services Business Manager - following her relocation downstate last spring, she continued employment on a limited basis to assist with the transition of district business operations. She is no longer performing services and is no longer a current employee.

- **Jay Schupp** – Computer Systems Technician – has worked on a limited basis, on special projects, over the past several years, and is no longer performing services and is no longer a current employee.

#### **Update on Current Openings:**



- Early Childhood Assistant Teacher (Edustaff-Multiple Openings)
- Occupational Therapist (OT)
- Occupational Therapist Assistant (OTA) (two positions)
- School-Based Mental Health Provider
- School Psychologist
- Speech and Language Pathologist
- Special Education Teachers
- Computer Systems Technician

Please contact me with any questions or concerns at 906-632-3373 ext. 5126 or by email at [dmayer@eupschools.org](mailto:dmayer@eupschools.org)

**EASTERN UPPER PENINSULA INTERMEDIATE SCHOOL DISTRICT  
JOB DESCRIPTION**

**Special Projects Coordinator - DEPARTMENT**

**Reports to:** Director of Department

**Purpose of Position:** The Special Projects Coordinator leads high impact, cross-functional initiatives from scoping through execution and post-implementation measurement. This role combines deep subject-matter expertise in the specific area with strong project leadership, stakeholder management, and change enablement to deliver measurable outcomes aligned to organizational priorities.

**Period of Employment:** Up to 25 hours per week; based on project needs and funding

**Minimum Qualifications:**

- Expertise in the project area/content
- Strong organizational and time management skills, written, oral, and interpersonal communication skills, diligent work habits, and the ability to apply common sense to routine decision-making
- Ability to maintain self-control and complete tasks with frequent interruptions
- Ability to work independently and as part of a team in a fast-paced environment
- Must have regular and reliable attendance
- Experience with program coordination, documentation, and reporting
- Ability to collect, track, and summarize data for reporting and evaluation purposes
- Ability to carry and move heavy objects as necessary for position
- Possess a valid driver's license

**Duties and Responsibilities:**

- Serve as a subject matter expert, offering expert guidance, establishing standards, and shaping the strategic direction within the area of expertise.
- Plan and execute major initiatives, including pilots, proofs of concept, solution design, testing, and full-scale deployments.
- Mentor and upskill team members, providing technical reviews, coaching, and formal sign-offs for key deliverables.
- Create and maintain documentation, and knowledge repositories to support consistent processes and knowledge sharing.
- Remain free of substance abuse and/or illegal drug use at all times
- Keep the affairs of the school district and the Board of Education of the EUPISD and all constituent districts confidential at all times
- Perform other duties as assigned

**Wages and Fringes:** As established by the EUPISD Board of Education

**EASTERN UPPER PENINSULA ISD  
REQUEST TO ATTEND OVERNIGHT CONFERENCE/WORKSHOP  
REQUEST FORM**

Name: Andrea VanSloten

Conference: National Alliance for Medicaid Education Conf

Date(s) of Conference: 9/21/26-9/25/26

Conference Location: Chicago

Funding Source: Medicaid Conference

ASN/Account #: 22.1283.000.1056 3220.01

**Justification for Travel:**

National school Medicaid conference - Receive national and state Medicaid updates, engage in professional learning, and participate in collaboration and networking opportunities.

**INSTRUCTIONS FOR COMPLETION**

- A. Submit this completed request form to the supervisor for approval prior to conference/workshop.
- B. After approval, request form is returned to conference/workshop participant.
- C. Immediately after attending conference/workshop, staff member submits completed request form with actual costs to supervisor. Supervisors retain form by department.
- D. **NEW- If out of state**, please submit a copy of the completed form to the Business Office - required to be posted by the MDE.

**ESTIMATED**

Complete PRIOR to Attending

\$ 750.00	Registration
\$ 150.00	*Meals-see below
\$ 1,403.00	Lodging
\$ 510.00	Flight - Approx. Mileage <u>CLL-MBW</u>
\$ 50.00	Misc.
\$ 2863	<b>TOTAL</b>

Andrea VanSloten 3/19/26  
Employee Signature Date

**PRE TRAVEL APPROVAL**

Approved  Denied

\_\_\_\_\_  
Supervisor Signature Date

**ACTUAL COSTS**

Complete AFTER Attending

\$ _____
\$ _____
\$ _____
\$ _____
\$ _____
\$ _____
\$ 0

For all travel reimbursement, full itemization of expenditures is required.

Attach extra detail or breakdown of funding sources as needed.

Out-of-state travel requires prior Board approval.

Exceptions to the reimbursement rates require advance Superintendent approval.

\_\_\_\_\_  
Employee Signature Date

**POST TRAVEL APPROVAL**

\_\_\_\_\_  
Supervisor Signature Date

<u>0</u> # of Breakfasts	@ \$18.00	=	<u>\$ 0.00</u>
<u>0</u> # of Lunches	@ \$20.00	=	<u>\$ 0.00</u>
<u>5</u> # of Dinners	@ \$30.00	=	<u>\$ 150.00</u>
Total Available for All Meals			<u>\$ 150.00</u>

Break out the partial travel days and where some meals are provided as part of the event.

Staff are expected to exercise reasonable care with expenses and attach detailed receipts for reimbursement.

I would like to request permission to attend the 2026 Teacher Leader Reading Recovery Institute. This conference occurs June 9-11, 2024, in Moraga, CA. The annual Reading Recovery Teacher Leader Institute (RRTL) is required for re-certification. This Institute provides learning around the abundance of data collected from intervention lessons, as well as opportunities to work with other teacher leaders to deepen our understanding of literacy processing and how to continue to support teachers in their teaching with students who are struggling with early foundational literacy skills.

Below is a cost breakdown. The funds are budgeted from the REAP Budget.

*Brooke Beacom*

	Estimated Cost
Hotel	750.00
Registration	750.00
Travel	1400.00
Meals	252.00
Misc. (Bridge/Bags)	78.00
APPROX. Total	\$3,230.00

More information can be found at <https://myliteracycouncil.org/teacher-leader-institute2026/>