

Louisiana Citizens Property Insurance Corporation Board Meeting

Thursday, April 3, 2025 1:00 PM

Poydras Building - Hearing Room first floor, 1702 N. Third Street, Baton Rouge, Louisiana 70802

I. Call To Order	Speaker (s): Chairman Temple
II. Pledge of Allegiance	Speaker (s): Chairman Temple
III. Roll Call	Speaker (s): Harper
IV. Chairman's Report	Speaker (s): Chairman Temple
V. Minutes	Speaker (s): Chairman Temple
VI. CEO Report	Speaker (s): Newberry
VI.A. Overview	Speaker (s): Newberry
VI.A.1. Reinsurance Update	Speaker (s): Newberry
VI.A.2. Depopulation Update (Voteable)	Speaker (s): Newberry
VI.A.3. Line of Credit Resolution (Voteable)	Speaker (s): Newberry
VI.A.4. 2023 Financial Examination of Louisiana Citizens Property Insurance Corporation	Speaker (s): Newberry
VI.B. Financials and Management Report	Speaker (s): Sciortino
VI.B.1. 2024 Year End Financials and Management Report	Speaker (s): Sciortino
VI.B.2. 2024 Yellow Book (Voteable)	Speaker (s): Sciortino
VI.B.3. 2024 Investment Summary (Voteable)	Speaker (s): Sciortino
VI.B.4. 2024 Audit Update	Speaker (s): Sciortino
VI.C. Complaints	Speaker (s): Harper
VI.D. Executive Session	Speaker (s): Chairman Temple
VI.D.1. Litigation Update	Speaker (s): Harper
VII. Adjournment	Speaker (s): Chairman Temple

Louisiana Citizens Property Insurance
Corporation Board Meeting
Thursday, January 9, 2025 1:00 PM Central

Poydras Building - Hearing Room first floor
1702 N. Third Street
Baton Rouge, Louisiana 70802

Ben Albright:	Present
Eric Berger:	Absent
Daryl Burckel:	Absent
Brian Chambley:	Absent
William Chauvin:	Present
Rep. Gabe Firment:	Present
Renee' Free:	Present
Jody Guillot:	Absent
Robert Page:	Present
Kevin Reinke:	Absent
Bill Starr:	Absent
Sen. Kirk Talbot:	Present
Commissioner Tim Temple:	Present
Steven Werner:	Present
Sam Wilkinson:	Absent

Present: 8, Absent: 7.
Eight and a quorum

I. Call To Order

Chairman Temple called the meeting to order at 1:02 p.m.

II. Pledge of Allegiance

III. Roll Call

IV. Chairman's Report

Chairman Temple thanked everyone for taking the time to come and participate in the meeting.

V. Minutes

Approval of Minutes of the prior meeting held on November 14, 2024. This motion, made by Robert Page and seconded by Steven Werner, Carried.

Eric Berger: Absent, Daryl Burckel: Absent, Brian Chambley: Absent, Jody Guillot: Absent, Kevin Reinke: Absent, Bill Starr: Absent, Sam Wilkinson: Absent, Ben Albright: Yea, William Chauvin: Yea, Rep. Gabe Firment: Yea, Renee' Free: Yea, Robert Page: Yea, Sen. Kirk Talbot: Yea, Commissioner Tim Temple: Yea, Steven Werner: Yea
Yea: 8, Nay: 0, Absent: 7

VI. CEO Report

VI.A. Overview

Mr. Newberry's overview began with him noting that on 1/31/2021 LCPIC had a policy count of 35,000. After that, LCPIC experienced a dramatic increase in policy count and TIV (Total Insured Value) up to 146,197 policies and a TIV of \$54 billion. In the last few months there has been a planing off and both are down slightly. The current projection is that LCPIC will be down to 105,000 policies and a TIV of \$38 billion by 12/31/2025. A lot of the progress is attributable to depopulation.

VI.A.1. Depopulation Update (Voteable)

Chairman Temple asked agents on the Board if they have any feedback on depopulation. Mr. Albright offered up some general thoughts. There has been some concern about the financial stability of the participating insurers. They also believe that the Underwriting process is complex since the insurer does not fully underwrite the policies before taking them out of LCPIC and find out at renewal that the risk doesn't meet their requirements and nonrenew the policy at that time, leading to confusion and having to go back to LCPIC, having lost their renewal discount.. It was agreed upon by the Board and LCPIC management that the Company will look at ways to address the issue if the policyholder is non-renewed at the first renewal with the depopulation insurer when they come off LCPIC paper.

To approve Cajun Underwriter's participation in Round 21. This motion, made by Ben Albright and seconded by William Chauvin, Carried.

Eric Berger: Absent, Daryl Burckel: Absent, Brian Chambley: Absent, Jody Guillot: Absent, Kevin Reinke: Absent, Bill Starr: Absent, Sam Wilkinson: Absent, Ben Albright: Yea, William Chauvin: Yea, Rep. Gabe Firment: Yea, Renee' Free: Yea, Robert Page: Yea, Sen. Kirk Talbot: Yea, Commissioner Tim Temple: Yea, Steven Werner: Yea
Yea: 8, Nay: 0, Absent: 7

To approve 39,686 policies to be offered by LCPIC for depopulation in Round 21. This motion, made by Ben Albright and seconded by William Chauvin, Carried.

Eric Berger: Absent, Daryl Burckel: Absent, Brian Chambley: Absent, Jody Guillot: Absent, Kevin Reinke: Absent, Bill Starr: Absent, Sam Wilkinson: Absent, Ben Albright: Yea, William Chauvin: Yea, Rep. Gabe Firment: Yea, Renee' Free: Yea, Robert Page: Yea, Sen. Kirk Talbot: Yea, Commissioner Tim Temple: Yea, Steven Werner: Yea
Yea: 8, Nay: 0, Absent: 7

VI.A.2. Suspension of the Emergency Assessment Collection (Voteable)

LCPIC has the funds to pay the remaining payments for the emergency assessment bonds. The bond documents will not allow us to pay them off early, but the Company has the money to set aside for the future payments, which would allow LCPIC to suspend the collection of the emergency assessment.

To approve suspending the emergency assessment collection as of April 1, 2025. This motion, made by Robert Page and seconded by Sen. Kirk Talbot, Carried.

Eric Berger: Absent, Daryl Burckel: Absent, Brian Chambley: Absent, Jody Guillot: Absent, Kevin Reinke: Absent, Bill Starr: Absent, Sam Wilkinson: Absent, Ben Albright: Yea, William Chauvin: Yea, Rep. Gabe Firment: Yea, Renee' Free: Yea, Robert Page: Yea, Sen. Kirk Talbot: Yea, Commissioner Tim Temple: Yea, Steven Werner: Yea
Yea: 8, Nay: 0, Absent: 7

VI.A.3. Update on Personal Rate Filing (Wind and Hail Only)

VI.B. Financials and Management Report

VI.B.1. November 2024 financials and Management Report

Mr. Sciortino reported that as of November 2024, LCPIC had \$346.7 million in operating cash and \$177.5 million in invested cash and equivalents, for a total operating cash of \$542.2 million. Add to that \$168.6 million in municipal bond investments for a total cash and investments of \$692.8 million. We expect the cash balance to increase to the \$700 million range as we move into 2025. Reinsurance continues to be LCPIC's biggest expense, but we remain in a solid cash investment position. Mr. Sciortino completed his report by discussing income, surplus and operating expenses.

VI.C. Complaints

In November and December 2024, LCPIC received through the LDI four (4) complaints and one (1) request for information on a policy. In 2024 LCPIC received a total of 87 complaints.

VI.D. Executive Session

With the CEO report concluded, Chairman Temple moved on to the Executive Session. He asked if anyone from the public first wished to address the Board. With no speakers from the public, Chairman Temple stated that he would entertain a motion to go into Executive Session to discuss potential and pending litigation.

Approval of the Board moving out of the public forum and into Executive Session to discuss potential and pending litigation and other allowed items. This motion, made by Sen. Kirk Talbot and seconded by Rep. Gabe Firment, Carried.

Eric Berger: Absent, Daryl Burckel: Absent, Brian Chambley: Absent, Jody Guillot: Absent, Kevin Reinke: Absent, Bill Starr: Absent, Sam Wilkinson: Absent, Ben Albright: Yea, William Chauvin: Yea, Rep. Gabe Firment: Yea, Renee' Free: Yea, Robert Page: Yea, Sen. Kirk Talbot: Yea, Commissioner Tim Temple: Yea, Steven Werner: Yea
Yea: 8, Nay: 0, Absent: 7

At the conclusion of the Executive Session, Chairman Temple asked for a motion to exit Executive Session and re-enter the public forum. Chairman Temple noted that the Board had re-entered the public forum. He asked that the record reflect that the Board did not take any formal action while in Executive Session.

Approval of the Board moving out of Executive Session and back into the public forum. This motion, made by Renee' Free and seconded by Robert Page, Carried.

Eric Berger: Absent, Daryl Burckel: Absent, Brian Chambley: Absent, Jody Guillot: Absent, Kevin Reinke: Absent, Bill Starr: Absent, Sam Wilkinson: Absent, Ben Albright: Yea, William Chauvin: Yea, Rep. Gabe Firment: Yea, Renee' Free: Yea, Robert Page: Yea, Sen. Kirk Talbot: Yea, Commissioner Tim Temple: Yea, Steven Werner: Yea
Yea: 8, Nay: 0, Absent: 7

VII. Adjournment

With the conclusion of the agenda, and no further business to discuss, Chairman Temple asked for a motion to adjourn.

Approval of Adjourning the meeting at 1:47 pm. This motion, made by Sen. Kirk Talbot and seconded by Rep. Gabe Firment, Carried.

Eric Berger: Absent, Daryl Burckel: Absent, Brian Chambley: Absent, Jody Guillot: Absent, Kevin Reinke: Absent, Bill Starr: Absent, Sam Wilkinson: Absent, Ben Albright: Yea, William Chauvin: Yea, Rep. Gabe Firment: Yea, Renee' Free: Yea, Robert Page: Yea, Sen. Kirk Talbot: Yea, Commissioner Tim Temple: Yea, Steven Werner: Yea
Yea: 8, Nay: 0, Absent: 7

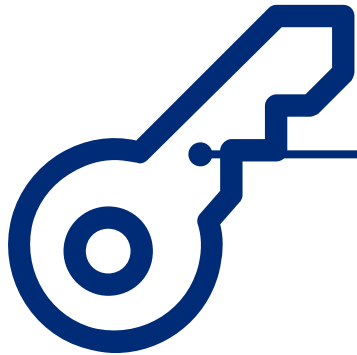


JUNE 2025 REINSURANCE PLACEMENT PROGRESS

APRIL 3rd Board Meeting

Renewal Key Notes

Overall strong support shown from the reinsurance market in market meetings and quote phase, driven by the improving stability and legislative reform in the state



Strong market support in quoting phase:

- 4 markets upsized (50% - 100% capacity increases at their risk adjust flat quote)
- Over 10 markets quoted
- Verbal indications of support on new Top & Drop cover and expanding second event cover

Targeted terms:

- Based on quotes, targeting down -7.5% risk adjusted across the program, pushing below market quotes
- Driving market from 90% to 80% minimum on premium deposit

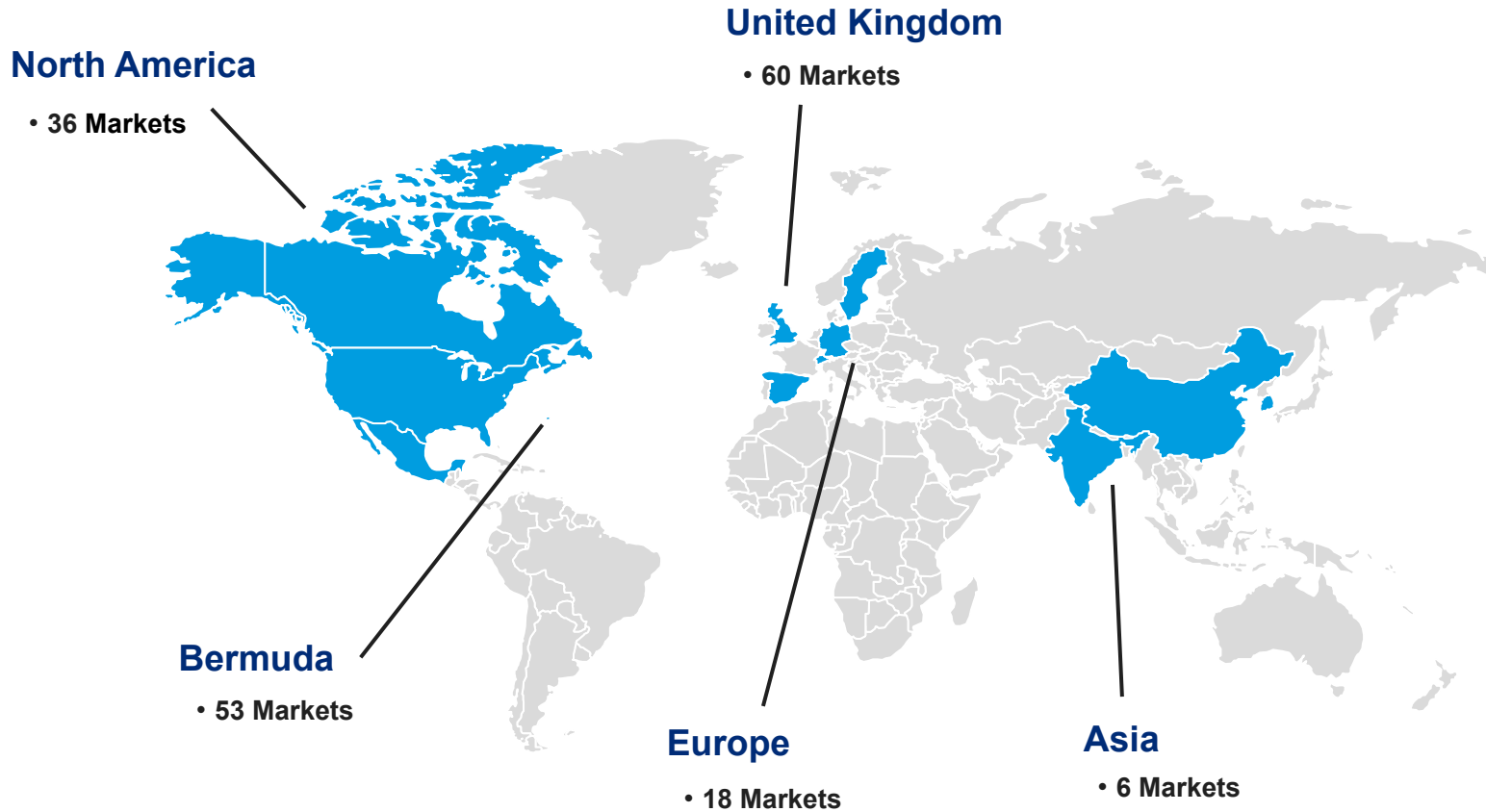
Positive engagement from the market:

- Multiple new markets looking to engage this year following market meetings and strong legislative changes
- In depth discussions about the push against fraud and litigation improvements in the state
- Mitigation program mentioned as a strong benefit to the state once expanding to scale

Leveraging multiple capacity sources:

- Strong indications from the Cat Bond market for potential new issuance
- D&F market provided additional capacity with their quotes, and new markets reviewing
- Expanded ILS capacity reviewing Top & Drop, Second Event, and RPP layers

2025 Reinsurer Marketing



173 Total Markets approached for 2025 placement covering **5 different regions**

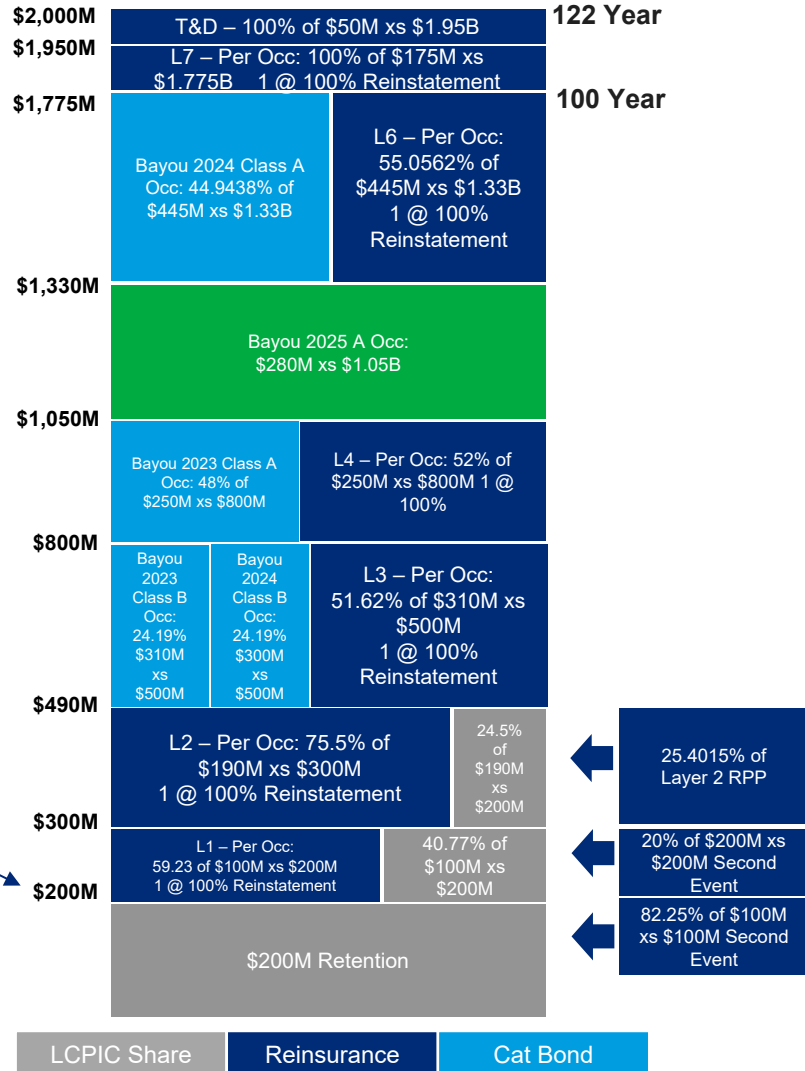
53 meetings conducted during the 2025 placement covering 4 different capacity marketplaces across the globe:

- Traditional UNL – 31 markets/meetings
- Cat Bond* – 19 markets/meetings
- ILS – 2 markets/meetings
- D&F – 1 market/meeting

*estimated market count pre-trip

Projected 2025 Reinsurance Tower

Estimated
Blended
Average*



Exposure change decreases 100yr from 2.06B to 1.775B (285M drop) including model change

AIR v11.5 model change offsets exposure change, with L1 retention staying at the estimated 11-12 yr

Notes:

*Return Period estimates based on 9/30/2025 projected data, RMS v23 and AIR v11.5



Key Renewal Considerations

- Replace parametric limit (15% L2-L6)
- Reduce Retained limit on L1 & L2
- Build out Top & Drop/second event capacity
- Consider more RPP capacity



Limit Changes YOY

1 st Event treaty limit increasing :	\$170M
Cat bond limit increasing :	\$35M
T&D increasing limit :	\$20M
Parametric limit decreasing :	\$255M
Tower overall decrease:	\$30M

Optional limit in 2025 above 100yr: \$225M
175M traditional, \$50M T&D



2025 Depopulation Round 21 Update

LOUISIANA CITIZENS PROPERTY INSURANCE CORPORATION

DEPOPULATION - ROUND 21 ASSUMPTION 4/1/2025

PERSONAL LINES

POLICIES REQUESTED

Affiliation	Cajun UW	Policies Offered
Allstate	6,741	6,741
Farm Bureau	4,929	4,929
Independent	20,126	20,126
State Farm	4,098	4,098
Total	35,894	35,894

POLICIES AUTHORIZED

Affiliation	Cajun UW	% of Requested
Allstate	297	4.41%
Farm Bureau	161	3.27%
Independent	2521	12.53%
State Farm	148	3.61%
Total	3,127	8.71%
Total Policies Requested		35,894



LOUISIANA CITIZENS PROPERTY INSURANCE CORPORATION
 DEPOPULATION - ROUND 21 ASSUMPTION 4/1/2025
 COMMERCIAL LINES

POLICIES REQUESTED

Affiliation	Cajun UW	Policies Offered
Allstate	73	84
Farm Bureau	36	49
Independent	2,999	3,569
State Farm	78	90
Total	3,186	3,792

POLICIES AUTHORIZED

Affiliation	Cajun UW	% of Requested
Allstate	1	1.37%
Farm Bureau	0	0.00%
Independent	78	2.60%
State Farm	6	7.69%
Total	85	2.67%
Total Policies Requested		3,186



2025 Round 21 Depopulation – Final Assumption

Personal Lines					
Company	Authorized	Canceled/Expired	NonRenew	Total Removed	Assumed (Authorized - Total Removed)
Cajun Underwriters	3,127	214	28	242	2,885

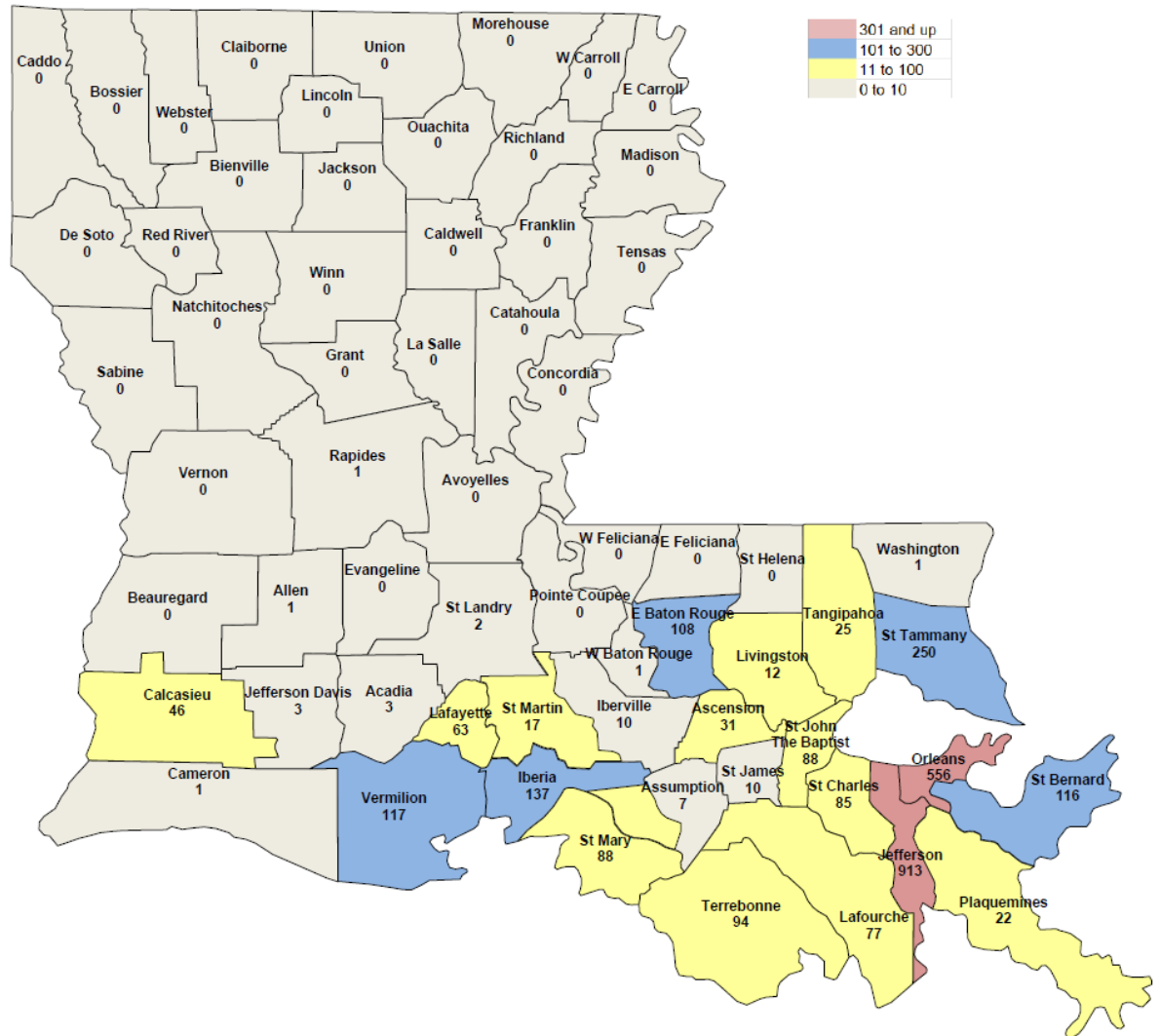
Commercial Lines					
Company	Authorized	Canceled/Expired	NonRenew	Total Removed	Assumed (Authorized - Total Removed)
Cajun Underwriters	85	8	1	9	76

Next steps for Round 21:

- 2,885 personal lines and 76 commercial lines policies will be transferred to Cajun Underwriters for April 1, 2025 assumption.
- Assumption letters were mailed out to agents and policyholders on March 21, 2025.
- Deadline to opt out is June 30, 2025. Reminder letters will be mailed out mid May.
- Policies will begin to renew with the assuming companies July 1, 2025.

2025 Round 21 Depopulation – Final Assumption by Parish Personal Lines

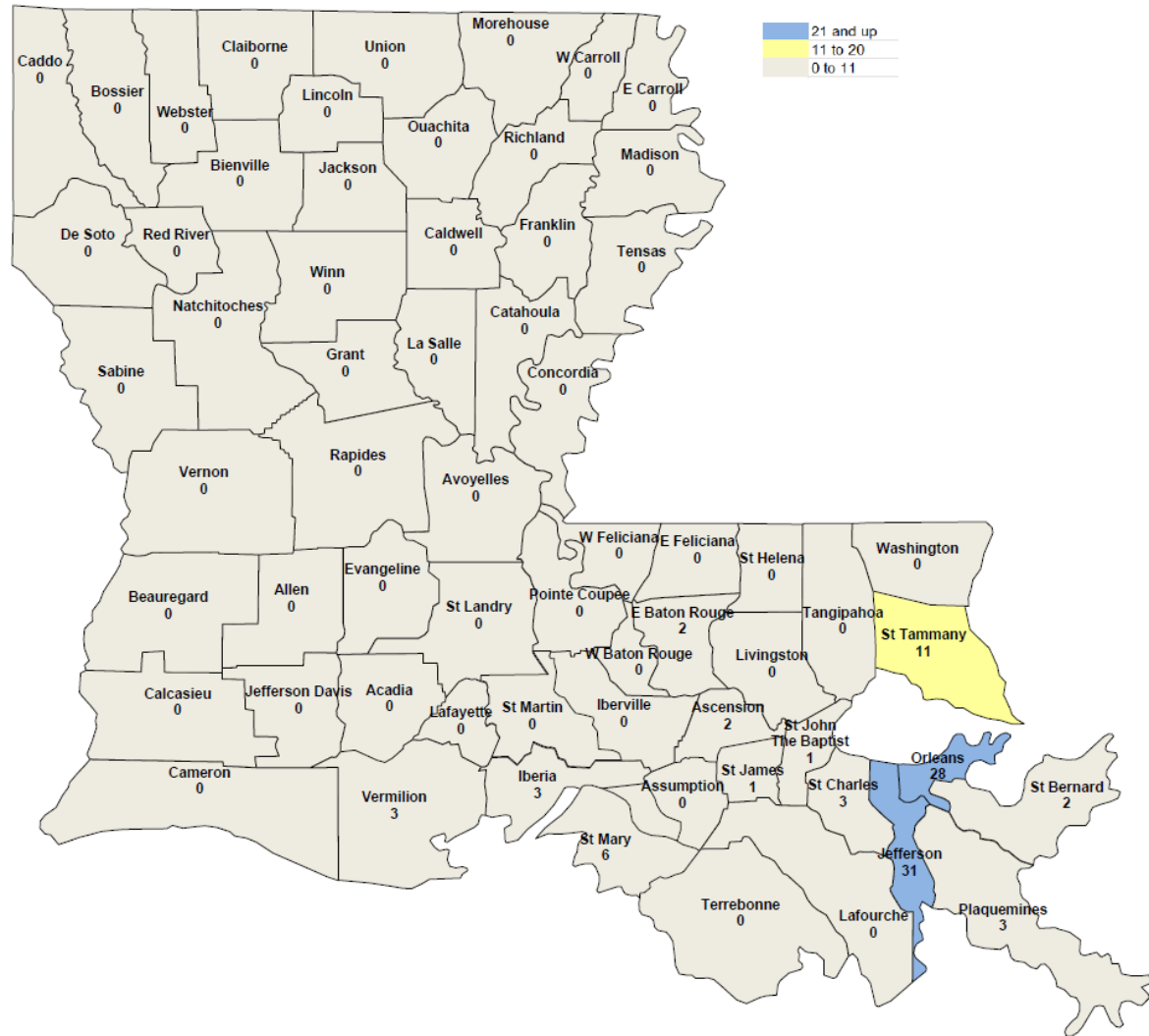
Parish	Assumed Policy Count
Acadia	3
Allen	1
Ascension	31
Assumption	7
Calcasieu	46
Cameron	1
East Baton Rouge	108
Iberia	137
Iberville	10
Jefferson	913
Jefferson Davis	3
Lafayette	63
Lafourche	77
Livingston	12
Orleans	556
Plaquemines	22
Rapides	1
St. Bernard	116
St. Charles	85
St. James	10
St. John The Baptist	88
St. Landry	2
St. Martin	17
St. Mary	88
St. Tammany	250
Tangipahoa	25
Terrebonne	94
Vermilion	117
Washington	1
West Baton Rouge	1
Total	2,885



2025 Round 21 Depopulation – Final Assumption by Parish Commercial Lines

Commercial policies – 76 (96 locations)

Parish	Assumed Policy Count
Ascension	2
East Baton Rouge	2
Iberia	3
Jefferson	31
Orleans	28
Plaquemines	3
St. Bernard	2
St. Charles	3
St. James	1
St. John The Baptist	1
St. Mary	6
St. Tammany	11
Vermilion	3
Total	96



Proposed Round 22 Timeline – Assumption Date of December 1, 2025 (Tentative)

Date	Activity	Activity Details
7/1/2025	LCPIC policy data file available to companies	<ul style="list-style-type: none"> Signed non-disclosure agreement required. Initial data file available to download for data as of 6/30/2025.
8/15/2025	Deadline for companies to submit list of requested policies and required documents to LCPIC	<ul style="list-style-type: none"> List of requested policies due from companies Louisiana Certificate of Authority and all required financial documents due to LCPIC LCPIC to analyze financial impact from requested policies and limit if necessary
9/11/2025	Board presentation of companies	Companies applying to participate in Round 22 will be presented to LCPIC board for approval.
9/12/2025	Notification of board decision	LCPIC to notify companies of board decision for company participation and policies selected
9/15/2025	Agent authorization portal opening	<ul style="list-style-type: none"> Agents begin authorizing requested policies. Authorization portal to close 10/31/2025. <p><i>*Proof of approved forms and rates must be sent to LCPIC.</i> <i>*Coverage comparison worksheet(s) must be submitted to LCPIC prior to agent authorization.</i></p>
10/31/2025	Agent authorization portal closing	Final day for agent authorizations.
11/7/2025	Final assumption list	Finalize assumption list of policies and send to companies.
11/21/2025	Assumption documents	<ul style="list-style-type: none"> LCPIC to send assumption agreement to companies. LCPIC to send letter of assumption to policyholders. Companies to send assumption certificate to policyholders by 11/30/2025.
12/1/2025	Assumption period begins	<ul style="list-style-type: none"> Authorized policy files transferred to companies.
12/1/2025– 2/28/2026	Opt-out period	<ul style="list-style-type: none"> Policyholders have until 2/28/2026 to opt-out of assumption. LCPIC will continue to renew assumed policies renewing before 3/1/2026
3/1/2026	Company renewals start	<ul style="list-style-type: none"> Renewals to be issued by assuming company.



2025 Line of Credit Renewal

Expiring Line of Credit: June 1, 2023 – June 1, 2025

- \$125,000,000
- Closing Fees: \$295,000 (23 bps)
- Interest Rate (if used):
 - 30 day SOFR plus 200 basis points (2.0%)
 - SOFR = Secured Overnight Financing Rate

Renewal Line of Credit: June 1, 2025 – June 1, 2027

- \$125,000,000
- Closing Fees: \$295,000 (23 bps)
- Interest Rate (if used):
 - 30 day SOFR plus 200 basis points (2.0%)

➤ Provides our only liquidity to pay claims between the declaration of a deficit and the 30 day collection of Regular Assessment funds

Anticipated Timing:

- Board approval of resolution – April 3
- Bond Commission approval of resolution – April 22
- Line of Credit Effective – June 1

LCPIC Line of Credit History

- 8/12/2010 – 6/1/2012: \$50,000,000
 - 131K Policies Inforce
 - \$25M Surplus
 - \$89M Cash
- 6/1/2012 - 6/1/2015: \$75,000,000 (Amended 8/20/2013)
 - 113K Policies Inforce
 - \$31M Surplus
 - \$171M Cash
- 8/20/2013 – 6/1/2015: \$125,000,000
 - 108K Policies Inforce
 - (\$20M) Surplus
 - \$105M Cash
- 6/1/2015 – 6/1/2017: \$100,000,000
 - 86K Policies Inforce
 - \$10M Surplus
 - \$113M Cash
- 6/1/2017 – 6/1/2019: \$50,000,000
 - 52K Policies Inforce
 - \$120M Surplus
 - \$141M Cash
- 6/1/2019 – 6/1/2021: \$50,000,000
 - 38K Policies Inforce
 - \$182M Surplus
 - \$127M Cash
- 6/1/2021 – 6/1/2023: \$50,000,000 (Amended 8/19/2022)
 - 37K Policies Inforce
 - \$166M Surplus
 - \$109M Cash
- 8/19/2022 – 6/1/2023: \$125,000,000 (Amended)
 - 103K Policies Inforce
 - \$137M Surplus
 - \$234M Cash
- 6/1/2023 – 6/1/2025: \$125,000,000
 - 146K Policies Inforce
 - \$150M Surplus
 - \$481M Cash

LOUISIANA CITIZENS PROPERTY INSURANCE CORPORATION

The following Resolution was offered by _____ and seconded by _____:

RESOLUTION

A RESOLUTION ACCEPTING THE PROPOSAL SUBMITTED BY REGIONS COMMERCIAL EQUIPMENT FINANCE, LLC RELATING TO THE EXTENSION OF THE LOAN AGREEMENT AND THE EXISTING LINE OF CREDIT FACILITY FROM JUNE 1, 2025, TO AND INCLUDING JUNE 1, 2027; PROVIDING FOR THE EXECUTION OF CERTAIN INSTRUMENTS, DOCUMENTS AND CERTIFICATES IN CONNECTION THEREWITH; AND OTHERWISE PROVIDING WITH RESPECT THERETO.

WHEREAS, on June 1, 2023, in accordance with the provisions of La. R.S. 22:2297(C)(1) (the “*Act*”), the Louisiana Citizens Property Insurance Corporation (the “*Corporation*”) and Regions Commercial Equipment Finance, LLC entered into that certain Loan Agreement dated June 1, 2023 (the “*Loan Agreement*”), which provides for a line of credit to the Corporation in the amount of \$125,000,000 for the purpose of providing funds on an as needed basis to pay claims in the event that sufficient funds are not otherwise available to the Corporation; and

WHEREAS, the line of credit facility terminates on June 1, 2025, and the Board of Directors of the Corporation desires to amend the Loan Agreement and extend the line of credit facility for a period of two (2) years; and

WHEREAS, the Board of Directors of the Corporation desires to accept the proposal submitted by Regions Commercial Equipment Finance, LLC which provides for an amendment of the Loan Agreement and the extension of the line of credit facility for a period of two (2) years, and to further authorize the Chairman or Vice Chairman and Secretary of the Corporation to execute all instruments, documents and certificates in connection therewith; and

NOW THEREFORE, BE IT RESOLVED by the Board of Directors, as the governing authority of the Corporation, that:

SECTION 1. The Board of Directors of the Corporation hereby accepts the proposal submitted to it by Regions Commercial Equipment Finance, LLC (attached hereto as **EXHIBIT A**), which provides for the amendment of the Loan Agreement and the extension of the line of credit facility for a period of two (2) years, effective June 1, 2025, to and including June 1, 2027. The line of credit facility, as extended, will be in the amount of not to exceed \$125,000,000, bear interest at a variable rate (30-day SOFR plus 200 basis points), but in no event to exceed eight percent (8%) *per annum*, and will mature on or before June 1, 2027. The Corporation will exercise its option to withdraw funds under the line of credit facility to pay insurance claims in the event that sufficient funds are not otherwise available to the Corporation. The payment obligations of the Corporation under the line of credit facility will be satisfied from the Corporation's general revenue, including, without limitation, excess insurance premiums, investment income and private reinsurance receivables, but will not be secured by emergency assessments levied by the Corporation.

SECTION 2. The Chairperson, the Vice Chairman and the Secretary of the Board of Directors of the Corporation, and the Vice President of Accounting and Finance of the Corporation, be and they are hereby authorized, empowered and directed to execute any and all instruments, documents and certificates necessary, including, but not limited to, any loan agreements or security agreements related thereto. The signatures of the said Chairperson, Vice Chairman, Secretary and Vice President of Accounting and Finance upon such documents or certificates as may be required for or necessary, convenient or appropriate to the transaction described in this Resolution, are deemed to be conclusive evidence of their due exercise of the authority vested in them hereunder.

SECTION 3. The Board of Directors of the Corporation finds and determines that a real necessity exists for the employment of bond counsel in connection with the line of credit facility, and accordingly, Butler Snow LLP, Baton Rouge, Louisiana, as Bond Counsel, is hereby employed to do and perform work of a traditional legal nature as bond counsel with respect to the line of credit facility. Said Bond Counsel shall prepare and submit to the Board of Directors of the Corporation for adoption all of the proceedings incidental to the authorization, execution and delivery of the line of credit facility, shall counsel and advise the Board of Directors of the Corporation as to the delivery thereof and shall furnish its opinions covering the legality of the line of credit facility. The fee of said Bond Counsel shall not exceed the maximum fee allowed by the Attorney General's fee guidelines for comprehensive, legal and coordinate professional working connection with the line of credit facility, plus "out-of-pocket" expenses, said fees to be contingent upon the delivery of said line of credit facility. A certified copy of this Resolution shall be submitted to the Attorney General of the State of Louisiana for her written approval of said employment and of the fees herein designated, and the Chairperson, the Vice Chairman and the Secretary of the Board of Directors of the Corporation, and the Vice President of Accounting and Finance are hereby empowered and directed to provide for payment of the work herein specified upon completion thereof and under the conditions herein enumerated.

SECTION 4. By virtue of the Corporation's application for, acceptance and utilization of the benefits of the Louisiana State Bond Commission's approvals resolved and set forth therein, the Corporation resolves that it understands and agrees that such approvals are expressly conditioned upon, and it further resolves that it understands, agrees and binds itself, its successors and assigns to, full and continuing compliance with the "*State Bond Commission Policy on Approval of Proposed Use of Swaps, or other forms of Derivative Products Hedges, Etc.*," adopted

by the Commission on July 20, 2006, as to the borrowing and other matters subject to the approvals, including subsequent application and approval under said policy of the implementation or use of any swap(s) or other product(s) or enhancement(s) covered thereby.

SECTION 5. The Chairperson of the Board of Directors of the Corporation or the Vice President of Accounting and Finance of the Corporation or Bond Counsel are hereby directed to forward a certified copy of this Resolution to the Louisiana State Bond Commission, Baton Rouge, Louisiana, along with a letter requesting prompt approval of the borrowing described herein and in the associated application, all in accordance with the provisions of the Act.

SECTION 6. The Chairperson and Vice Chairman of the Board of Directors and the Chief Executive Officer or the Vice President of Accounting and Finance of the Corporation are hereby authorized and directed to do any and all things necessary and incidental to carry out the provisions of this Resolution and effect the completion of the transaction described herein.

This Resolution having been submitted to a vote, the vote thereon was as follows:

YEAS:

NAYS:

ABSENT:

And the Resolution was declared adopted on this, the 3rd day of April, 2025.

By: _____
Tim Temple, Chairman

EXHIBIT A

TERM SHEET

(Attached hereto)

**STATE OF LOUISIANA
PARISH OF EAST BATON ROUGE**

I, the undersigned Secretary of the Louisiana Citizens Property Insurance Corporation, do hereby certify that the foregoing pages constitute a true, accurate and correct copy of the proceedings and actions taken by the Board of Directors of the Louisiana Citizens Property Insurance Corporation on April 3, 2025, at its regularly scheduled, properly noticed meeting.

IN FAITH WHEREOF, witness my official signature at Baton Rouge, Louisiana, on this, the 3rd day of April, 2025.

Paige M. Harper, Secretary of the
Louisiana Citizens Property Insurance Corporation

REGIONS COMMERCIAL EQUIPMENT FINANCE, LLC

February 25, 2025

Mr. Richard Newberry, CEO
Louisiana Citizens Property Insurance Corporation
1 Galleria Blvd, Suite 720
Metairie, Louisiana 70001

Term Sheet

Regions Commercial Equipment Finance, LLC (“Lender”) is pleased to present this Term Sheet to Louisiana Citizens Property Insurance Corporation (“Borrower”), to renew their existing \$125,000,000 line of credit. This Term Sheet does not set forth all of the terms and conditions of the credit facility offered herein. Rather it is only an outline, in summary format, of the major points of understanding, which will be in the basis of the final credit facility documents (collectively referred to as the “Loan Documents”).

The Loan Documents will have many terms and conditions not set forth herein, including, but not limited to, conditions precedent, representations, and warranties, affirmative covenants, negative covenants, events of default, definitions, of terms, and other provisions customary to financing (1) by the Lender generally and (2) of the type contemplated by this Term Sheet.

A summary of our terms and conditions are set forth below.

Borrower: Louisiana Citizens Property Insurance Corporation

Lender: Regions Commercial Equipment Finance, LLC

Role of Lender: The Lender and its representatives are not registered municipal advisors and do not provide advice to municipal entities or obligated persons with respect to municipal financial products or the issuance of municipal securities (including regarding the structure, timing, terms and similar matters concerning municipal financial products or municipal securities issuances) or engage in the solicitation of municipal entities or obligated persons for the provision by non-affiliated persons of municipal advisory services and/or investment advisory services. With respect to this Term Sheet and any other information, materials or communications provided by the Lender: (a) the Lender and its representatives are not recommending an action to any municipal entity or obligated person; (b) the Lender and its representatives are not acting as an advisor to any municipal entity or obligated person and do not owe a fiduciary duty pursuant to Section 15B of the Securities Exchange Act of 1934 to any municipal entity or obligated person with respect to this Term Sheet, information, materials or communications; (c) the Lender and its representatives are acting for their own interests; and (d) the Borrower has been informed that the Borrower should discuss this Term Sheet and any such other information, materials or communications with any and all internal and external advisors and experts that the Borrower deems appropriate before acting on this Term Sheet or any such other information, materials or communications.

REGIONS COMMERCIAL EQUIPMENT FINANCE, LLC

Privately Negotiated Loan:	The Borrower acknowledges and agrees that the Line of Credit is a privately negotiated loan and in that connection the Line of Credit shall not be (i) assigned a separate rating by any municipal securities rating agency, (ii) registered with The Depository Trust Company or any other securities depository, (iii) issued pursuant to any type of offering document or official statement or (iv) assigned a CUSIP number by Standard & Poor's CUSIP Service.
Amount:	\$125,000,000
Purpose:	Solely for the purpose of providing funds on an as-needed basis to pay claims and claims expenses in the event sufficient funds are not otherwise available.
Amortization:	None – interest payments will be due monthly, with principal and all unpaid interest due at maturity
Maturity:	June 1, 2027
Interest Rate:	The variable interest rate will be based on the 30-day Term SOFR rate plus 200 basis points not to exceed 8%. In the event that Lender shall have reasonably determined (which determination shall be conclusive absent manifest error) that, by reason of circumstances beyond Lender's reasonable control affecting Term SOFR (the "Index"), the Index is unavailable or cannot be determined then Lender, in its sole discretion, will designate a substitute index and provide notice to Borrower of such substitute index. Thereafter, such alternate index shall be deemed to be and shall become the Index as that term is used in this Term Sheet.
Origination Fee:	23 basis point Origination Fee (\$287,500).
Quantitative Covenants:	<p>The Loan Documents will contain such representations, warranties, and covenants deemed necessary or advisable by Lender and its counsel, including, without limitation, the following:</p> <ul style="list-style-type: none">- Maintain authority to declare a Regular Assessment no less than 1.50x the Line of Credit amount at all times and maintain authority to declare a Special Assessment (Regular or Emergency) as currently authorized by Louisiana Statute. The Lender must be notified within 15 days if there are any changes in assessment ability.

REGIONS COMMERCIAL EQUIPMENT FINANCE, LLC

Reporting

Covenants:

- Unqualified annual CPA Audited Financial Statements of Borrower for each fiscal year end, due within 180 days of year end, and prepared 1) in accordance with standards required by applicable law and regulation (a statutory audit) and 2) in accordance with GAAP.
- Provision of company prepared quarterly year to date financial statements due within 60 days of quarter end, prepared in accordance with GAAP.
- Receipt of any special reports filed with the Louisiana Commissioner of Insurance or any other governmental authority, as currently outlined in the existing line of credit agreement.

Qualitative

Covenants:

- Lender has full authority to inspect all records and property\.
- Borrower must be in compliance with all applicable regulatory Requirements.
- Borrower to notify the Lender within 60 days of (i) any litigation filed against Borrower greater than \$5,000,000, (ii) investigation by any governmental entity, or (iii) change in legislation which would materially or negatively affect borrower.

Collateral:

1st preferred lien and security interest in all general revenue, including without limitation, excess insurance premiums, investment income, private reinsurance receivables, and Regular Assessment revenues, including revenue generated from Regular Assessments levied or collected by the Borrower in accordance with the enabling legislation, and all proceeds and products of each of the items listed above. Notwithstanding the foregoing sentence, revenue generated by the Borrower from Emergency Assessments levied in relation to the Assessment Revenue Bonds, Series 2006, do not constitute collateral.

If a Regular Assessment is levied by Borrower as a result of an event occurring on or after the closing date, advances funded by the Lender to pay losses or anticipated losses arising from such event will be repaid prior to the payment of any other debt or obligation directly from revenue derived from the new Regular Assessment.

Obligation to Fund:

The Lender will not be obligated to fund any advances if 1) there is a change or loss in the statutory ability to assess 2) Borrower is in default of any debt obligation (not limited to Regions Bank debt and/or debt related to its affiliates) 3) if any rating company withdraws or suspends the debt rating assigned by such company to Borrower or 4) if the Borrower's debt rating is reduced below either Baa3 (Moody's) or BBB- (Standard & Poor's)

REGIONS COMMERCIAL EQUIPMENT FINANCE, LLC

Draws:	Draws will be limited to once per month in an amount not less than \$1,000,000.
Reinsurance:	Borrower will provide a certificate of reinsurance annually with coverage of not less than \$400,000,000 per occurrence; coverage will apply to any claims risk in excess of no more than \$100,000,000 and will cover losses of not less than 90% thereafter, up to the full amount of reinsurance.
Guarantor:	None
Auto Debit:	Payments will be made via auto debit ACH to Borrower's primary operating account at Regions Bank.
Indemnification and Compensation:	The Loan Documents will include customary provisions to indemnify and compensate the Lender against all losses, liabilities, claims, damages, or expenses relating to the credit facility, including the excise and withholding of taxes. Such indemnification includes reasonable attorney's fees and settlement costs and other reasonable and related expenses (except such as result from the indemnity's gross negligence or willful misconduct).
Expenses:	Borrower will pay all reasonable legal and other out-of-pocket expenses of (i) the Lender for preparing Loan Documents for this transaction, and any subsequent amendments and waivers, and (ii) the Lender related to any Event of Default or to any enforcement proceedings. Expenses must be paid regardless of closing.
Lender Counsel:	Carmen Lavergne with Butler Snow, L.L.P., to represent Lender as Lender Counsel. Lender Counsel Fee of \$7,500 to be paid by Borrower at closing.
Documentation:	All documentation must be reviewed and approved by the Lender and its counsel. All necessary closing documents shall conform to the governing law, and be in form and content satisfactory to the Lender and counsel. The borrower will provide any additional documents reasonably requested by the Lender or its counsel at or prior to the closing of the credit facility.
Governing Law:	Louisiana
US Patriot Act:	The Borrower represents and warrants to the Lender that neither it nor any of its principals, shareholders, members, partners, or Affiliates, as applicable, is a Person named as a Specially Designated National and Blocked Person (as defined in Presidential Executive Order 13224) and that it is not acting, directly or indirectly, for or on behalf of any such person. The Borrower further represents and warrants to the Lender that the Borrower and its principals, shareholders, members, partners, or Affiliates, as applicable, are not directly or indirectly, engaged in, nor facilitating, the transactions contemplated by this transaction on behalf of any Person named as a Specially Designated National and Blocked Person.

REGIONS COMMERCIAL EQUIPMENT FINANCE, LLC

Miscellaneous: This Summary of Terms and Conditions does not purport to summarize all the conditions, covenants, representations, warranties and other provisions which will be contained in the Loan Documents, or required to close the line of credit.

The Borrower shall represent and agree that all financial statements and other information delivered to the Lender are correct and complete and that no material changes have occurred. The Lender's obligations under this Term Sheet are conditioned upon the fulfillment, to the Lender's satisfaction, of each term and condition referenced by the Term Sheet unless waived by the Lender in writing.

We appreciate and value the existing relationship between Louisiana Citizens Property Insurance Corporation and Regions and we look forward to working with you on this transaction.

Sincerely,

William T. Burrall

Todd Burrall
Sr. Vice President
Government and Institutional Banking
Regions Bank
400 Poydras St, Suite 2200
New Orleans, La 70130
(504) 585-4564 – Office
(985) 212-1642 - Cell
Todd.burrall@regions.com

REGIONS COMMERCIAL EQUIPMENT FINANCE, LLC

EXHIBIT B

In the event Borrower requests Lender to move forward with the approval process after discussion of the aforementioned terms and conditions contained in the Term Sheet, Borrower agrees to reimburse Lender on demand for all out of pocket expenses incurred by Lender if the transaction fails to close for any reason other than Lender's decision not to approve the transaction. Such expenses shall include, but not be limited to, legal expenses incurred by Lender.

ACCEPTANCE:

Borrower does hereby agree to all provisions contained in Exhibit B.

Borrower Signature:

By: _____

Name: _____

Title: _____



LOUISIANA DEPARTMENT OF INSURANCE
TIMOTHY J. TEMPLE
COMMISSIONER

March 18, 2025

Mr. Richard C. Newberry, Chief Executive Officer
Louisiana Citizens Property Insurance Corporation
One Galleria Boulevard, Suite 720
Metairie, LA 70001

Re: Examination Report of Louisiana Citizens Property Insurance Corporation
as of December 31, 2023

Dear Mr. Richard C. Newberry:

Please find enclosed a copy of the adopted and public report of examination.

We have not yet received all of your signed directors' affidavits. As a reminder, the adopted Examination Report must be submitted to all Directors of the Company. In addition, each Director must sign the enclosed affidavit acknowledging receipt of the Examination Report. All executed affidavits must be returned to this office within thirty (30) days of delivery of this letter as certified by return receipt. **Please send affidavits to the attention of Michael Malveaux, Assistant Chief Examiner, at Financial Solvency Division Louisiana Department of Insurance P. O. Box 94214 Baton Rouge, LA 70804-9214.** Failure to comply may result in regulatory action.

You will receive additional correspondence from your analyst, Gary Smith, CFE to follow up on any examination report or management letter comments and recommendations. Thank you for your kind cooperation during the examination.

Sincerely,

Melissa Gibson, CFE, MCM
Deputy Chief Commissioner
Office of Financial Solvency

Enclosure

cc: Gary Smith, CFE, LDI Analyst

Certified mail number 7022 3330 0001 8653 6942

DATE: _____

Honorable Timothy J. Temple
Commissioner of Insurance
Baton Rouge, Louisiana

This is to certify that I, _____, the undersigned
(Please Print Name)

Trustee/Director of Louisiana Citizens Property Insurance Corporation have received
and read the report of examination and related directives of said Company as of
December 31, 2023, completed by a representative of the Commissioner of Insurance.

Director/Trustee



LOUISIANA DEPARTMENT OF INSURANCE
TIMOTHY J. TEMPLE
COMMISSIONER


ORDER ADOPTING REPORT OF EXAMINATION
OF
LOUISIANA CITIZENS PROPERTY INSURANCE CORPORATION
AS OF
December 31, 2023

The above Report was completed by examiners of the Louisiana Department of Insurance (Department).

The findings and conclusions of the Department regarding the status of the Company result from consideration of the review of the Report, relevant examiner workpapers, and any written submissions or rebuttals of the Company.

IT IS HEREBY ORDERED that the examination report be accepted, adopted, and filed as an official record of the Department.

Timothy J. Temple
Commissioner of Insurance
State of Louisiana

BY: 
Melissa Gibson, CFE, MCM
Deputy Commissioner
Office of Financial Solvency
LA Department of Insurance

Dated this 18th day of March, 2025



REPORT OF EXAMINATION

OF THE

LOUISIANA CITIZENS PROPERTY INSURANCE
CORPORATION
METAIRIE, LOUISIANA

AS OF

DECEMBER 31, 2023

Table of Contents

SCOPE OF EXAMINATION.....	2
SUMMARY AND UPDATE OF PREVIOUS EXAMINATION FINDINGS.....	3
HISTORY	3
General.....	3
MANAGEMENT AND CONTROL.....	3
Corporate Records	3
Board of Directors.....	4
Officers	6
Board Committees	6
TERRITORY AND PLAN OF OPERATION	6
DEPOPULATION	7
ASSESSMENTS.....	8
REINSURANCE.....	8
Assumed.....	8
Ceded	9
Reinsurance intermediary broker.....	11
FINANCIAL STATEMENTS	12
Statement of Assets per Company	13
Statement of Liabilities, Capital and Surplus per Company.....	14
Statement of Income per Company.....	15
Reconciliation of Capital and Surplus per Company.....	16
NOTES TO FINANCIAL STATEMENTS.....	17
SUMMARY OF COMMENTS AND RECOMMENDATIONS.....	19
SUBSEQUENT EVENTS	20
CONCLUSION.....	21



LOUISIANA DEPARTMENT OF INSURANCE
TIMOTHY J. TEMPLE
COMMISSIONER

December 13, 2024

Honorable Timothy J. Temple
Commissioner of Insurance
State of Louisiana
1702 North 3rd Street
Baton Rouge, Louisiana 70802

Dear Sir:

In accordance with your instructions and in compliance with statutory provisions, an examination has been made of the affairs and financial condition of the

**LOUISIANA CITIZENS PROPERTY INSURANCE CORPORATION
METAIRIE, LOUISIANA**

hereinafter referred to as the “Company” or “LCPIC”. The following report of examination is respectfully submitted.

SCOPE OF EXAMINATION

Pursuant to La. R. S. 22:2306 and 1981, this risk focused statutory examination covers the period from January 1, 2019, through December 31, 2023, including any material transactions and/or events occurring subsequent to the examination date and noted during the course of this examination. The last comprehensive financial examination of the Company was as of December 31, 2018.

The examination was conducted at the primary location of books and records at the Company's home office located at 1 Galleria Boulevard, Suite 720, Metairie, Louisiana and at the Louisiana Department of Insurance (LDI).

The examination was conducted in accordance with the *NAIC Financial Condition Examiners Handbook*. The examination included an evaluation of the financial condition of the Company, an assessment of corporate governance, identification of current and prospective risks of the Company and an evaluation of system controls and procedures used to mitigate those risks. The examination also included an identification and evaluation of significant risks that could cause an insurer's surplus to be materially misstated both currently and prospectively.

All accounts and activities of the Company were considered in accordance with the risk-focused examination process. This included assessing significant estimates made by management, an evaluation of management's compliance with Statutory Accounting Principles, and determining compliance with the insurance laws and regulations of the State of Louisiana. The examination does not attest to the fair presentation of the financial statements included herein. If during the course of the examination an adjustment is identified, the impact of such adjustment will be documented separately following the Company's financial statement.

The examination relied on John Sobhanian, ACAS, Actuary with the LDI, for determination that appropriate methods and assumptions were used in the Company's calculation of the liability for unpaid losses and loss adjustment expenses.

A management representation letter attesting to the Company's ownership of all reported assets and to the non-existence of unrecorded liabilities or contingent liabilities, was signed and submitted by Company management.

SUMMARY AND UPDATE OF PREVIOUS EXAMINATION FINDINGS

The previous examination report, as of December 31, 2018, contained no examination findings.

HISTORY

General

The Company was created by Act 1133 of the 2003 Regular Session of the Louisiana Legislature, effective August 15, 2003. Act 1133 called for the Company to begin accepting business as residual market mechanism effective January 1, 2004. The predecessor plans (Coastal Plan and Fair Plan) were recreated as separate operating plans within the Company relative to new business effective January 1, 2004. Each of the plans with the Company maintains its own set of accounting books and records and each reports its results of operations separately. However, all other aspects of the Company's business are conducted as a single entity.

The Company was formed without any initial capitalization and the Louisiana Legislature appropriated no funds to cover the start-up cost of the Company. Therefore, entities with existing infrastructure were needed to allow the Company to begin accepting risks on January 1, 2004.

MANAGEMENT AND CONTROL

Corporate Records

The Plan of Operation document submitted to the Louisiana Legislature (House and Senate Committees on Insurance) pursuant to La. R.S. 22:2298.A.(1) was reviewed. The Plan of Operation document was amended in May 2019 and was submitted for approval to both Louisiana legislative committees for review and approved per La. R.S. 22:2298.B.(3). No compliance issues were noted with this process.

Minutes of the Board of Directors and Board-level Committees as well as key policies and procedures were reviewed. The following three issues were noted:

- The Investment Policy did not fully address the eight written guidelines outlined within La. R.S. 22:601.3. LCPIC is directed to compare the current Investment Policy to the eight written guidelines and incorporate the guidelines into the Investment Policy.
- No evidence was found of a formal annual board resolution that determined whether all investments have been made in accordance with delegations, standards, limitations, and investment objectives prescribed by the board or a committee of the board charged with the responsibility to direct its investments pursuant to La. R.S. 22:601.4(A). LCPIC is required to evidence by formal resolution, at least annually, that it has determined whether all investments have been made in accordance with delegations, standards, limitations, and investment objectives prescribed by the board or a committee of the board charged with the responsibility to direct its investments.
- No evidence was found that the Board of Directors received and reviewed a summary report of the LCPIC's investment portfolio, its investment activities and investment practices in accordance with the investment policy. LCPIC did provide a response and documentation that showed that LCPIC's Board audit committee received the information above; however, the audit committee's charter does not provide that the audit committee is responsible for oversight of investments. Pursuant to La. R.S. 22:601.4(B), LCPIC's board of directors or a committee of the board of directors is required at least quarterly, and more frequently if considered appropriate, to receive and review a summary report on the insurer's investment portfolio, its investment activities, and investment practices engaged in under its authority, in order to determine whether the investment activity of the insurer is consistent with its written plan.

Board of Directors

La. R. S. 22:2294 and LCPIC's Plan of Operation state the Governing Board shall consist of 16 members who shall be representative of the state's population as near as practicable. As of December 31, 2023, there were two vacancies. The following individuals were serving as of December 31, 2023:

<u>Name:</u>	<u>Representing:</u>
Nick Lorusso **	Board Chairperson Commissioner of Insurance or Department of Insurance designee
Tony Ligi	State Treasurer or Department of the Treasury designee
Representative Mike Huval	House Committee on Insurance designee
Senator M. Kirk Talbot	Senate Committee on Insurance designee
A. Eugene Montgomery, III *	Louisiana Bankers Association designee
Vacant *	Louisiana Home Builders Association designee
William P. Chauvin *	Society of Louisiana Certified Public Accountants
J. William Starr *	Louisiana District Attorneys Association
Shannon C. Johnson *	At large appointment
Vacant *	At large appointment
Gene Galligan **	Professional Insurance Agents Association of Louisiana
Jeffrey W. Albright **	Independent Insurance Agents & Brokers Association
Eric S. Berger *	Property Casualty Insurers Association of America
Steven Werner *	American Insurance Association
Brian E. Chambley *	Largest domestic property insurer
Kevin Reinke **	Louisiana Chapter of the National Association of Insurance and Financial Advisors

* Governor's appointees

**Insurance Commissioner's appointees

Note: See "Subsequent Events" section for changes to Directors subsequent to December 31, 2023.

Officers

LCPIC’s officers appointed by the Board of Directors and serving as of December 31, 2023, were as follows:

<u>Name:</u>	<u>Title/Position:</u>
Richard C. Newberry	Chief Executive Officer
Joseph A. Sciortino	Chief Financial Officer
Paige M. Harper	Secretary, General Counsel and Chief Administrative Officer
Ricky R. Lindsey	Chief Information Officer

Board Committees

The minutes of the following LCPIC board committees were reviewed:

- Audit Committee
- Investment/Finance Committee
- Executive Committee
- Litigation Committee
- Actuarial Committee
- Compensation Committee

After review of the minutes of the Board committees above, no significant issues were noted.

TERRITORY AND PLAN OF OPERATION

LCPIC was created by statute as a special purpose property insurer of last resort for Louisiana homeowners and only writes business in Louisiana.

LCPIC operates residual market insurance programs designated as the Coastal Plan and the Fair Access to Insurance Requirements Plan (Fair Plan). The Coastal Plan is for property insurance written on locations between the Gulf of Mexico and the Intracoastal Waterway and the FAIR Plan is for property insurance above the Intracoastal Waterway.

LCPIC is not intended to compete for premium writings with the voluntary market. To that end, it is mandated by statute (La. R.S. 22:2303) to utilize premium rates that are 10% higher than private insurers writing business in most parishes. There are a few parishes in which there is not a competitive market and LCPIC's premium rates are not required to be above the voluntary market. Before a property is insured by LCPIC, it is required to have been rejected by at least one insurer in the voluntary market. In an effort to minimize LCPIC's exposure, at least once a year, LCPIC offers its policies to be "taken out" by private insurers. This "take-out" or "Depopulation Plan" was first offered in 2008.

LCPIC does not appoint producers, but by statute (La. R.S. 22:2313), any licensed producer in Louisiana is eligible to bind coverage with LCPIC.

DEPOPULATION

The Louisiana Legislature created LCPIC to operate insurance plans as a residual market for residential and commercial property. The legislature further intended that LCPIC work toward the ultimate depopulation of these residual market plans. La. R.S. 22:2314 requires that LCPIC, not less than once per calendar year, offer its in-force policies for removal to the voluntary market. LCPIC has engaged in depopulation activity as follows:

	Year	Number of Policies Requested:	Number of Policies Authorized:	Percentage Authorized:	Annualized Premium:	Total Insured Value
Round 1	2008	35,469	26,583	74.95%	44,860,191	5,361,070,355
Round 2	2008	29,782	13,343	44.80%	22,284,669	2,868,600,756
Round 3	2009	13,937	3,368	24.17%	4,672,655	574,085,670
Round 4	2010	33,422	13,466	40.29%	20,858,454	2,329,567,983
Round 5	2011	31,458	10,890	34.62%	21,017,761	2,195,382,320
Round 6	2012	29,241	6,877	23.52%	12,754,337	1,483,527,347
Round 7	2013	40,419	14,268	35.30%	24,901,563	2,690,170,163
Round 8	2014	35,869	10,739	29.94%	20,878,939	2,318,008,557
Round 9	2015	54,612	14,391	26.35%	25,384,017	2,471,366,706
Round 10	2016	51,985	10,304	19.82%	20,367,509	2,070,809,923
Round 11	2017	37,099	10,531	28.39%	18,466,275	1,875,462,894
Round 12	2018	633	32	5.06%	55,926	6,914,980
Round 13	2019	2,388	114	4.77%	143,290	18,061,920

Round 14	2020	2,171	76	3.50%	142,377	18,230,850
Round 15	2021	From the July 8, 2021, Board minutes, no insurance carrier's application was approved for depopulation.				
Round 16	2022	19,825	3,947	19.91%	6,931,589	686,197,850
Round 17	2022	20,023	7,268	36.30%	19,975,596	1,763,104,540
Round 18	2023	19,689	8,548	43.42%	29,269,794	2,388,129,320
Round 19	2024	41,298	9,507	23.02%	34,961,796	2,399,793,275

ASSESSMENTS

In the event that LCPIC's Board determines a deficit exists, in either the Coastal Plan or FAIR Plan, LCPIC may levy regular and emergency assessments for each affected plan in order to remedy such deficit pursuant to La. R.S. 22:2307. This assessment process was utilized following Hurricane Katrina and the subsequent deficit in both plans.

Regular assessments are levied against assessable insurers (companies licensed to write one or more subject lines of business). This assessment is less than or equal to ten percent of the aggregate statewide direct written premium for the subject lines of business for the prior calendar year.

Emergency assessments are levied against policyholders, including the Citizens policyholders in the FAIR and Coastal plans, when the plans' deficit exceeds ten percent of the aggregate statewide direct premium. Any remaining deficit is recovered through additional emergency assessments which may be declared for as many years as necessary to cover the deficit.

REINSURANCE

All significant reinsurance agreements in effect during the examination period were reviewed and found to transfer risk. The agreements were signed in a timely manner and all provisions and clauses were determined to be acceptable.

Assumed

LCPIC has no assumed reinsurance.

Ceded

During the examination period, LCPIC continued to maintain excess of loss (XOL) reinsurance coverage to protect against catastrophic property losses. Coverage was through multiple reinsurance layers, all under one-year agreements and under several Catastrophic (CAT) multi-year CAT bonds. CAT event was defined as an event storm (occurrence). For 2023, LCPIC retained the first \$200 million of any claims on the first event, the following were the additional XOL layers and covers for the reinsurance program:

\$100M xs \$100M catastrophe layer with unaffiliated reinsurers (Second event cover)

This layer was with one unaffiliated reinsurer that took 100% of the excess of loss second event cover on a per occurrence claims basis.

\$100M xs \$200M catastrophe layer with unaffiliated reinsurers

This layer was with various "A" rated non-affiliated reinsurers including Lloyd's syndicates that took part in this layer at various percentages on a per occurrence claims basis. The percentage breakdown was 50.1% co-participation by LCPIC and the other 49.9% of this layer was with the various reinsurers and Lloyd's syndicates. To note, there was one 100% reinstatement.

\$100M xs \$200M catastrophe layer with unaffiliated reinsurers (Second event cover)

This layer was with seven (7) unaffiliated reinsurer that took various percentages of the excess of loss second event cover on a per occurrence claims basis.

\$200M xs \$300M catastrophe layer with unaffiliated reinsurers

This layer was with various "A" rated non-affiliated reinsurers including Lloyds syndicates that took part in this layer at various percentages on a per occurrence claims basis. The percentage breakdown was 85% from traditional reinsurance coverage and the other 15% was with a single Lloyds syndicate based on parametric reinsurance coverage. To note, there was one 100% reinstatement on the 85% portion.

\$300M xs \$500M catastrophe layer with unaffiliated reinsurers

This layer was with various “A” rated non-affiliated reinsurers including Lloyds syndicates that took part in this layer at various percentages on a per occurrence claims basis and a three-year CAT bond that was disclosed as an insurance-linked security (ILS) within the Annual Statement. The percentage breakdown was 60% from traditional reinsurance coverage, 15% was with a single Lloyds syndicate based on parametric reinsurance coverage and 25% from the CAT bond. To note, there was one 100% reinstatement on the 60% portion.

\$250M xs \$800M catastrophe layer with unaffiliated reinsurers

This was with various “A” rated non-affiliated reinsurers including Lloyds syndicates that took part in this layer at various percentages on a per occurrence claims basis and two three-year CAT bond that was disclosed as ILSs within the Annual Statement. The percentage breakdown was 10% from traditional reinsurance coverage, 20% was with two Lloyds syndicates based on parametric reinsurance coverage, 48% from a catastrophe bond and 22% from another CAT bond. To note, there was one 100% reinstatement on the 10% portion.

\$280M xs \$1.05B catastrophe layer with unaffiliated reinsurers

This layer was with various “A” rated non-affiliated reinsurers including Lloyds syndicates that took part in this layer at various percentages on a per occurrence claims basis and a three-year CAT bond that was disclosed as an insurance-linked security (ILS) within the Annual Statement. The percentage breakdown was 37.1429% from traditional reinsurance coverage, 20% was with two Lloyds syndicates based on parametric reinsurance coverage and 42.8571% from the CAT bond. To note, there was one 100% reinstatement on the 37.1429% portion.

\$420M xs \$1.33B catastrophe layer with unaffiliated reinsurers

This layer was with various “A” rated non-affiliated reinsurers including Lloyds syndicates that took part in this layer at various percentages on a per occurrence claims basis. The percentage breakdown was 58% from traditional reinsurance coverage and the other 42% was with two Lloyds

syndicates based on parametric reinsurance coverage. To note, there was one 100% reinstatement on the 58% portion.

Reinsurance intermediary broker

Guy Carpenter brokered the XOL layers placed with various reinsurers and several Lloyd's syndicates. In addition, Guy Carpenter was authorized as a reinsurance intermediary in the state of Louisiana per La. R.S. 22:1723(A)(2).

FINANCIAL STATEMENTS

The following financial statements are based on the statutory financial statements filed by LCPIC with the Louisiana Department of Insurance and present the financial condition of LCPIC for the period ending December 31, 2023. The accompanying notes on the financial statements reflect any examination adjustments to the amounts reported in the annual statement and should be considered an integral part of the financial statements.

Louisiana Citizens Property Insurance Corporation
Statement of Assets per Company
As of December 31, 2023

	<u>Assets</u>	<u>Assets Not Admitted</u>	<u>Net Admitted Assets</u>
Bonds	\$ 113,196,922	\$ -	\$ 113,196,922
Cash, cash equivalents and short-term investments	584,468,122		584,468,122
Investment income due and accrued	1,929,406		1,929,406
Uncollected premiums	4,348,240	742,443	3,605,797
Deferred premiums	78,119,886		78,119,886
Amounts recoverable from reinsurers	13,636,380	9,208,882	4,427,498
Other amounts receivable under reinsurance contracts	14,071,986	14,071,986	-0-
Electronic data processing equipment and software	486,385		486,385
Furniture and equipment, including health care delivery assets	234,206	234,206	-0-
Long-term emergency assessments receivable – 2005 deficit (<i>Note 1</i>)	166,530,000		166,530,000
Current emergency assessments receivable - companies	20,000,000		20,000,000
Prepaid miscellaneous expenses	794,831	794,831	-0-
Prepaid pension	161,057	161,057	-0-
Prepaid benefits - insurance	111,537	111,537	-0-
Receivable for inhouse printing	70,000		70,000
Receivable for security deposit	40,542		40,542
Prepaid rent	39,504	39,504	-0-
	<u>\$ 998,239,004</u>	<u>\$ 25,364,446</u>	<u>\$ 972,874,558</u>

Louisiana Citizens Property Insurance Corporation
Statement of Liabilities, Capital and Surplus per Company
As of December 31, 2023

Losses	\$ 80,949,065
Loss adjustment expenses	13,358,228
Commissions payable, contingent commission and other similar charges	13,129,284
Other expenses	8,270,935
Taxes, licenses and fees	5,438,495
Borrowed money (<i>Note 2</i>)	172,492,417
Unearned premiums	331,720,034
Advance premiums	3,808,662
Ceded reinsurance premiums payable	194,667
Amounts withheld or retained by company for account of others	10,655
Remittances and items not allocated	2,750
Provision for reinsurance	87,088
Restricted assessments	129,001,482
Unearned tax exempt surcharge	10,544,414
Pending escheatment payable	6,030,085
Take out premium payable	1,447,572
Take out retention – initial assumed	965,833
Accounts payable	824,694
Total Liabilities	<u>\$ 778,276,360</u>
Emergency assessment proceeds (<i>Note 3</i>)	\$ 978,205,000
Unassigned funds (surplus)	<u>(783,606,802)</u>
Surplus as regards policyholders (<i>Note 4</i>)	<u>194,598,198</u>
Total liabilities and surplus as regards policyholders	<u>\$ 972,874,558</u>

Louisiana Citizens Property Insurance Corporation
Statement of Income per Company
As of December 31, 2023

Premiums earned		\$ 260,616,120
Losses incurred	83,356,956	
Loss adjustment expenses incurred	14,922,572	
Other underwriting expenses incurred	85,563,298	
Total underwriting deductions		<u>183,842,827</u>
Net underwriting gain (loss)		76,773,293
Net investment income earned	9,459,667	
Net realized capital gains (losses)	<u>-0-</u>	
Net investment gain (losses)		9,459,667
Net loss from agents' or premium balances charged off	(99,475)	
Finance and service charges not included in premiums	800,268	
Application fees	4,092,847	
Miscellaneous income	32,120	
NSF fees recovered	10,620	
Emergency assessment income	<u>(146,672)</u>	
Total other income		<u>4,689,708</u>
Net income before dividends to policyholders, after capital gains and before federal income taxes		90,922,668
Federal income taxes incurred		<u>-0-</u>
Net income		<u><u>90,922,668</u></u>

Louisiana Citizens Property Insurance Corporation
Reconciliation of Capital and Surplus per Company
December 31, 2019 through December 31, 2023

	<u>2019</u>	<u>2020</u>	<u>2021</u>	<u>2022</u>	<u>2023</u>
Surplus as regards policyholders, December 31, previous year	<u>\$174,359,407</u>	<u>\$186,462,679</u>	<u>\$161,938,390</u>	<u>\$134,627,603</u>	<u>\$ 77,089,432</u>
Net income	9,810,497	(24,632,029)	(28,336,802)	(33,664,869)	90,922,668
Change in net unrealized capital gains and losses	204	-0-	-0-	-0-	-0-
Change in net deferred income tax	-0-	-0-	-0-	-0-	-0-
Change in nonadmitted assets	184,184	(154,543)	(766,964)	(32,346,931)	10,220,575
Change in provision from reinsurance	189,987	(1,550,401)	(105,455)	1,463,528	106,451
Tax exempt surcharge	1,847,611	1,779,038	2,276,251	12,986,862	19,567,677
Change in unearned tax exempt surcharge	70,790	33,646	(377,817)	(5,976,760)	(3,308,605)
Aggregate write-ins for gains and losses in surplus					
Change in surplus as regards policyholders for the year	<u>12,103,273</u>	<u>(24,524,289)</u>	<u>(27,310,787)</u>	<u>(57,538,171)</u>	<u>16,259,072</u>
Surplus as regards policyholders, December 31, current year	<u>\$186,462,680</u>	<u>\$161,938,390</u>	<u>\$134,627,603</u>	<u>\$ 77,089,432</u>	<u>\$194,598,198</u>

NOTES TO FINANCIAL STATEMENTS

Note 1

Long-term emergency assessments receivable – 2005 deficit **\$ 166,530,000**

The above asset primarily represents the Long-term Emergency Assessments Receivable resulting from the deficit created in 2005 due to Hurricanes Katrin and Rita.

Note 2

Borrowed Money **\$ 172,492,417**

This above amount represents the amount still owed on the Special Assessment Revenue Bond including accumulated interest. As of December 31, 2023, a schedule of debt service requirements, including bond premiums and discounts was as follows:

<u>Maturity</u>	<u>Principal</u>	<u>Premium / Discount</u>	<u>Total</u>
2024	\$ 53,530,000	\$ 2,909,991	\$ 56,439,991
2025	55,345,000	1,880,779	57,225,779
2026	57,655,000	587,591	58,242,591
	\$ 166,530,000	\$ 5,378,361	171,908,361

Additionally, LCPIC reported \$584,056 of accrued interest payable on the bonds.

Note 3

Emergency assessment proceeds **\$ 978,205,000**

This amount represents the amount of the bond offering in 2005 as a result of the deficit caused by Hurricanes Katrina and Rita.

Note 4

Surplus as regards policyholders

\$ 194,598,198

As of December 31, 2023, LCPIC reported surplus of \$194,598,198. There is no minimum capital or surplus requirements as a result of LCPIC's ability to assess pursuant to La. R.S. 22:2307.

SUMMARY OF COMMENTS AND RECOMMENDATIONS

Following is a summary of comments and recommendations made in the examination report:

- **Corporate Records – Page 4** – The Investment Policy did not fully address the eight written guidelines outlined within La. R.S. 22:601.3. LCPIC is directed to compare the current Investment Policy to the eight written guidelines and incorporate the guidelines into the Investment Policy.
- **Corporate Records – Page 4** – No evidence was found of a formal annual board resolution that determined whether all investments have been made in accordance with delegations, standards, limitations, and investment objectives prescribed by the board or a committee of the board charged with the responsibility to direct its investments pursuant to La. R.S. 22:601.4(A). LCPIC is required to evidence by formal resolution, at least annually, that it has determined where determined whether all investments have been made in accordance with delegations, standards, limitations, and investment objectives prescribed by the board or a committee of the board charged with the responsibility to direct its investments.
- **Corporate Records – Page 4** – No evidence was found that the Board of Directors received and reviewed a summary report of the LCPIC's investment portfolio, its investment activities and investment practices in accordance with the investment policy. LCPIC did provide a response and documentation that showed that LCPIC's Board audit committee received the information above; however, the audit committee's charter does not provide that the audit committee is responsible for oversight of investments. Pursuant to La. R.S. 22:601.4(B), LCPIC's board of directors or a committee of the board of directors is required at least quarterly, and more frequently if considered appropriate, to receive and review a summary report on the insurer's investment portfolio, its investment activities, and investment practices engaged in under its authority, in order to determine whether the investment activity of the insurer is consistent with its written plan.

SUBSEQUENT EVENTS

The review of the insurance company operations, transactions and activities subsequent to the examination date revealed material activities worth noting in this examination report. They are as follows:

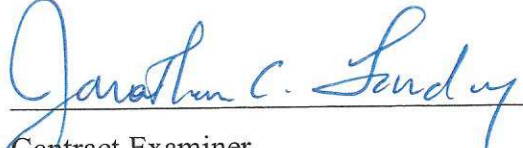
- On March 14, 2024, the LCPIC Board elected the LDI Commissioner (Tim Temple) as the Chairman of the LCPIC Board.
- On July 11, 2024, the LCPIC Board approved a rate filing to ensure compliance with ACT 757, which removes the +10% to LCPIC rates in certain areas of the state of Louisiana, effective 1/1/2025.

CONCLUSION


I, Jonathan C. Landry, CFE, MCM as Managing Member of J. Landry & Associates, LLC, do solemnly swear and affirm that in my capacity as Managing Member of J. Landry & Associates, LLC, I am a contract examiner for the Commissioner of Insurance of the State of Louisiana, and that as such I was assigned to make an examination of the affairs and financial condition of **Louisiana Citizens Property Insurance Corporation, Metairie, Louisiana**, that I made such examination, and that the above and foregoing is a true and correct copy of my report of the examination of such Company, and the said examination is true and correct to the best of my knowledge, information and belief.

In addition to the undersigned, Benjamin Moss, CFE, Patrick Gillespie, CFE, Tom Baxter, CFE, CISA, contract IT Exam Specialist and John Sobhanian, ACAS, LDI P&C Actuary, participated in the examination. Stephan Kowalski, CFE, CIA, CRMA, CGAP, PIR, Chief Examiner, participated as a reviewer.

The examination team acknowledges the courteous cooperation of the Company and its officers and employees.


Contract Examiner,
By Jonathan C. Landry, CFE, MCM
Managing Member, J. Landry & Associates, LLC

Stephan Kowalski, as LDI designee, joins in signing this report.


Stephan Kowalski, CFE, CIA, CRMA, CGAP, PIR
Chief Examiner
Louisiana Department of Insurance

LCPIC Operating Cash Summary

Rounded (000's)

	2024				2025							
	Sep	Oct	Nov	Dec	Jan	Feb	Mar	Apr	May	Jun	Jul	Aug
TOTAL BEGINNING CASH & INVESTMENTS	622,222	644,819	674,681	692,878	717,177	676,873	Estimate 698,935	Estimate 701,763	Estimate 707,634	Estimate 727,619	Estimate 741,851	Estimate 809,064
+ Receipts	45,348	45,222	39,109	42,965	36,283	35,251	46,500	43,500	55,700	78,900	90,500	61,400
TOTAL RECEIPTS	45,348	45,222	39,109	42,965	36,283	35,251	46,500	43,500	55,700	78,900	90,500	61,400
- Rita/Katrina Claims												
- 2005 Class Action												
- Isaac Claims												
- Laura/Delta/Zeta Claims	263		1	167	64	0	300	240	240	220	180	160
- Ida Claims	1,303	1,474	1,121	1,678	379	372	500	460	580	400	380	300
- Francine Claims	2,360	8,934	950	837	1,036	481	400	200	100	80	90	60
- Other Claims	3,342	3,868	3,641	2,275	2,893	4,100	3,400	4,000	3,800	2,800	2,700	2,800
- Reinsurance Recoveries	(468)	(2,950)	(15)	(88)	(4,108)	(33)	(1,540)	(6,160)	(1,140)	(1,320)	(1,160)	(1,180)
- Cat LAE Expense	695	2,232	453	982	443	458	600	400	500	600	700	500
- Non Cat LAE Expense	365	257	175	293	267	297	250	330	320	280	240	220
- Commissions	5,389	4,343	4,335	3,770	4,138	3,489	3,525	4,650	4,350	5,570	7,890	9,050
- Reinsurance/Cat Bonds Expense	8,748	(4,592)	7,280	7,466	39,968	3,814	53,149	7,307	6,982	54,390	6,749	6,982
- Emergency Assessments		2,997			1,674			1,605				
- Depopulation	(33)		(1)	(55)	29,360	763	8,000	4,200	9,889	945	2,644	(63)
- Transfer to(from) Trustee/Invest				100,000								
- Other	1,607	3,512	1,134	1,627	1,173	1,362	1,200	3,400	1,800	1,600	6,000	1,400
TOTAL EXPENSES	23,571	20,075	19,074	118,951	77,286	15,103	69,784	20,632	27,421	65,565	26,413	20,229
ENDING OPERATING CASH	301,577	326,724	346,759	270,773	229,769	249,917	226,633	249,501	277,779	291,114	355,202	396,373
INVESTED CASH/CASH EQUIVALENTS	204,185	193,797	177,510	278,610	279,532	282,807	290,614	270,243	256,343	257,277	259,785	264,922
TOTAL LCPIC OPERATING CASH	505,762	520,521	524,269	549,383	509,301	532,724	517,247	519,743	534,122	548,392	614,986	661,295
INVESTMENTS	139,057	154,160	168,609	167,794	167,571	166,211	184,516	187,890	193,497	193,460	194,078	189,321
TOTAL CASH & INVESTMENTS	644,819	674,681	692,878	717,177	676,873	698,935	701,763	707,634	727,619	741,851	809,064	850,616

Louisiana Citizens Property Insurance Corporation
Combined Statutory Income Statement
For the Month Ending December 31, 2024
Rounded (000's)

	2024 Budget Month	2024 Actual Month	Variance to Budget	2023 Actual Month	2024 Budget Year To Date	2024 Actual Year To Date	Variance to Budget	2023 Actual Year to Date
Direct Premiums Written	\$52,229	\$37,236	(\$14,994)	\$47,143	\$635,222	\$571,044	(\$64,178)	\$656,660
Direct Premiums Written - Depopulation	(20,149)	(37,009)	(16,859)	(1,723)	(39,302)	(52,767)	(13,465)	(38,600)
Ceded Premiums Written	(26,721)	(23,761)	2,960	(23,800)	(309,849)	(277,015)	32,833	(261,726)
Ceded Premiums Written - Facultative	(135)	110	244	(174)	(1,800)	(2,026)	(226)	(1,929)
Net Premiums Written	5,225	(23,424)	(28,648)	21,446	284,272	239,235	(45,037)	354,405
Change In Unearned Premium Reserve	16,049	12,616	(3,433)	7,719	24,975	51,725	26,750	(110,287)
Change In Unearned Premium Reserve - Depopulation	14,290	30,736	16,446	(1,440)	11,559	14,740	3,181	16,498
Net Premiums Earned	35,564	19,929	(15,636)	27,725	320,805	305,700	(15,106)	260,616
<i>Less Underwriting deductions:</i>								
Direct Losses Incurred	4,792	(32,616)	(37,408)	52,111	57,500	63,341	5,841	76,230
Direct Losses Incurred - Class Action	0	0	0	0	0	0	0	0
Direct Allocated Loss Adjustment Expenses Incurred	750	(8,606)	(9,356)	(4,146)	9,000	5,432	(3,568)	7,258
Direct Unallocated LAE (Home Office Expenses)	2,370	980	(1,390)	676	15,254	12,679	(2,575)	12,466
Ceded Losses and LAE	(417)	1,123	1,539	602	(5,000)	1,550	6,550	2,325
Net Losses and LAE Incurred	7,495	(39,120)	(46,615)	49,242	76,754	83,003	6,249	98,280
Commissions Incurred	5,223	3,724	(1,499)	4,714	63,522	57,104	(6,418)	65,666
Commissions Incurred - Depopulation	(3,224)	(5,921)	(2,697)	(276)	(6,288)	(8,443)	(2,154)	(6,176)
Underwriting Expenses Incurred (Home Office Expenses)	2,333	112	(2,221)	2,190	26,119	21,710	(4,408)	26,073
Total Other Underwriting Expenses Incurred	4,332	(2,086)	(6,418)	6,629	83,353	70,372	(12,981)	85,563
Net Underwriting Gain (Loss)	23,737	61,135	37,397	(28,146)	160,699	152,325	(8,374)	76,773
Other Income:								
Interest Earned	750	2,289	1,539	1,710	9,000	19,376	10,376	9,313
Other Income	385	239	(146)	304	4,617	4,066	(551)	4,836
Total Other Income	1,135	2,528	1,393	2,014	13,617	23,442	9,824	14,149
Net Operating Income	24,872	63,662	38,790	(26,132)	174,316	175,766	1,450	90,923
<i>Bond Income/Expense:</i>								
Emergency Assessment Income	(121)	(290)	(170)	(175)	(1,446)	(3,012)	(1,566)	(147)
Debt Service Expense	(254)	(221)	33	(298)	(3,054)	(3,047)	6	(4,131)
Earnings on Bond Assets	375	511	136	473	4,500	6,060	1,560	4,278
Net Bond Income/Expense	0	0	0	0	0	0	0	0
Net Income	24,872	63,662	38,790	(26,132)	174,316	175,766	1,450	90,923

Louisiana Citizens Property Insurance Corporation
Combined Statutory Change In Surplus
For the Month Ending December 31, 2024
Rounded (000's)

	2024 Year To Date	2023 Year End	2022 Year End
Surplus, Previous Year	\$194,598	\$77,089	\$134,628
Net Income	175,766	90,923	(33,665)
Change In Nonadmitted Assets	(2,718)	10,221	(32,347)
Change In Provision For Reinsurance	(4)	106	1,464
Tax Exempt Surcharge, Current Year	18,694	16,259	7,010
<i>Surplus, Current Year</i>	<i>386,338</i>	<i>194,598</i>	<i>77,089</i>

*Tax Exempt Surcharge is collected per R.S 22:2303.4.(B) to maintain a federal tax exempt status and to augment the financial resources of the corporation. It is collected on each policy and represents an amount equal to the premium taxes paid which is 3% of the policy premium.

Louisiana Citizens Property Insurance Corporation
Combined Statutory Balance Sheet
For the Month Ending December 31, 2024
Rounded (000's)

	Current Year	Prior YTD	Prior Year-End
Assets			
Trustee Cash	\$142,431	\$112,953	\$112,953
Operating Cash	270,773	344,638	344,638
Invested Operating Cash and Cash Equivalents	278,610	120,846	120,846
Restricted Cash for Escheatment	6,737	6,030	6,030
Operating Investments - Bonds	167,794	113,197	113,197
Premiums Receivable	74,340	81,726	81,726
Reinsurance Recoverable	5,207	4,427	4,427
Electronic Data Processing Equipment	114	486	486
Long-Term Emergency Assessment Receivable	113,000	166,530	166,530
Current Emergency Assessment Receivable	17,058	20,000	20,000
Reinsurance Premiums Advanced	33	0	0
Investments Due & Accrued	2,607	1,929	1,929
Depopulation Premiums Receivable	0	0	0
All Other Assets	125	111	111
Total Assets	1,078,829	972,875	972,875
Loss and Loss Adjustment Reserves	79,744	90,569	90,569
Loss and Loss Adjustment Reserves - Class Action	3,738	3,738	3,738
LCPIC Bonds	115,901	172,492	172,492
Advanced Assessments Collected	116,385	89,756	89,756
Restricted Assessments for Debt Service Reserves	41,458	39,246	39,246
Unearned Premiums	265,255	331,720	331,720
Advance Premiums	3,894	3,809	3,809
Unearned Tax Exempt Surcharge	8,993	10,544	10,544
Commissions Payable	11,726	13,129	13,129
Accounts Payable	341	825	825
Operating Expenses Payable	7,145	13,709	13,709
Depopulation Premiums Payable	29,360	1,448	1,448
Securities Payable	0	0	0
Reinsurance Premiums Payable	0	195	195
Provision for Reinsurance	91	87	87
Escheatment Payable	6,737	6,030	6,030
All Other Liabilities	1,725	979	979
Total Liabilities	692,492	778,276	778,276
Contributed Surplus - Emergency Assessments	978,205	978,205	978,205
Unassigned Surplus	(591,867)	(783,607)	(783,607)
Total Surplus	386,338	194,598	194,598
Total Liabilities, Surplus & Other Funds	1,078,829	972,875	972,875

Louisiana Citizens Property Insurance Corporation
Statement of Cash Flows
For the Month Ending December 31, 2024
Rounded (000's)

	Current Month	Year to Date 2024	Year to Date 2023
Operating Cash - Beginning of Period	\$530,960	\$471,515	\$272,709
<u>Cash from Operating Activities</u>			
Net Income	63,662	175,766	90,923
Adjustments to Net Income for Non-Cash Items:			
Furniture & Equipment Depreciation	2	30	57
EDP Depreciation	68	541	342
Net changes in operating assets and liabilities:			
Premiums Receivable	8,061	6,430	(23,379)
Reinsurance Receivable	(1,985)	6,542	33,186
Prepaid Expenses	17,947	(8,947)	(8,280)
Other Assets	(4)	(63)	0
Losses & Loss Adjustment Expenses	(44,118)	(10,825)	56,443
Unearned Premiums	(43,353)	(66,465)	93,789
Advance Premiums	(3,830)	85	(127)
Commissions Payable	(45)	(1,404)	3,158
Accounts Payable	95	(484)	(363)
Reinsurance Premiums Payable	(149)	(228)	(43,814)
Reinsurance Premiums Refund Receivable	(1,609)	(0)	3,733
Take-out Premium Payable	29,423	27,912	(1,585)
Escheatment Payable	46	707	1,294
Accrued Expenses	(1,261)	(6,565)	4,017
Other Liabilities	1,724	746	771
Tax Exempt Surcharge	1,099	17,142	19,568
Net cash provided by operating activities	25,772	140,922	229,732
<u>Cash from Investing Activities</u>			
Purchase of Furniture & Equipment	0	0	(233)
Purchase of EDP Equipment	(38)	(1,042)	(366)
Payable for Securities	(1,026)	0	0
Operating Investments - Bonds	814	(54,597)	(29,872)
Accrued Interest	(363)	(677)	(455)
Net cash provided by investing activities	(613)	(56,317)	(30,926)
<u>Cash From Financing Activities</u>			
	0	0	0
Operating Cash - End of Period	556,120	556,120	471,515
Trustee Cash - Beginning of Period	144,504	112,953	85,300
<u>Cash From Financing Activities</u>			
Emergency Assessments Receivable	(6,424)	3,698	(3,894)
Bonds Payable	4,350	25,780	31,547
Net cash provided by financing activities	(2,074)	29,478	27,654
Trustee Cash - End of Period	142,431	142,431	112,953
Total Ending Cash	\$698,551	\$698,551	\$584,468

Louisiana Citizens Property Insurance Corporation

Corporate Operating Expense Statement - Budget

Fiscal Year 2024

	Dec			YTD			Primary Dept Driving Change	Budget Total
	Budget	Actual	Variance	Budget	Actual	Variance		
Direct Costs								
Salaries and Wages	957,969	802,810	(155,159)	7,537,427	7,345,124	(192,303)	Dec: Exec; YTD: All Departments	7,537,427
Benefits, Taxes, Contributions and Workers Comp	679,574	52,915	(626,659)	3,627,804	2,979,554	(648,250)	All Departments	3,627,804
Total Employee Salaries and Wages	1,637,543	855,725	(781,818)	11,165,231	10,324,679	(840,552)		11,165,231
Recruiting & Advertising	22,985	35	(22,950)	59,300	20,388	(38,912)	HR & Support Ops	59,300
Communication - Mobile Phones & Air Cards	3,017	3,182	165	37,257	37,810	553	IT	37,257
Office and Equipment Repairs and Maintenance	36,047	35,568	(479)	336,190	315,920	(20,270)	HR & Support Ops	336,190
Travel and Lodging	12,204	2,961	(9,243)	89,000	47,920	(41,080)	Claims	89,000
Furniture and Fixtures- Purchases < \$5,000	10,885	3,352	(7,533)	21,350	13,669	(7,681)	Executive & HR & Support Ops	21,350
EDP Equipment (computers, printers, peripherals) - Purchases <\$5,000	29,422	17,648	(11,774)	103,420	63,558	(39,862)	IT	103,420
Computer Software - Purchases <\$1,000,000	339,316	245,659	(93,657)	1,683,616	1,406,587	(277,029)	Underwriting & IT	1,683,616
Mele Printing	159,255	85,874	(73,381)	1,409,400	1,153,447	(255,953)	IT	1,409,400
Lexis Nexis	6,223	6,970	747	116,000	135,475	19,475	IT	116,000
Printing, Stationary, and Office Supplies	8,818	546	(8,272)	36,350	21,273	(15,077)	Accounting & HR & Support Ops	36,350
Outside Services - CAT Readiness, D&O Employment Practices Deductible, Consulting	216,698	86,117	(130,581)	847,320	521,611	(325,709)	Claims	847,320
Outside Services – One Inc – Claims Pay	2,333	581	(1,753)	9,000	6,581	(2,419)	Claims	9,000
External Management Fees	-	123,796	123,796	2,500,000	2,913,477	413,477	Claims	2,500,000
Other - Prof Fees, Dues, Subs, Training, Seminars, Miscellaneous	6,729	220	(6,509)	17,590	9,377	(8,213)	Claims & Underwriting	17,590
Total Direct Costs	2,491,475	1,468,234	(1,023,241)	18,431,024	16,991,771	(1,439,253)		18,431,024
Indirect Costs								
Rents, Leases, and Utilities	50,863	9,073	(41,790)	517,568	432,967	(84,601)	All	517,568
Rent and Storage - Eatel/Iron Mountain	49,589	40,817	(8,772)	480,000	482,342	2,342	Dec: IT; YTD: HR & Support Ops	480,000
Communication - Internet & Phone	21,666	19,901	(1,766)	256,541	252,984	(3,557)	All	256,541
Depreciated Expense - Furniture & Fixtures	899	2,493	1,594	26,589	29,919	3,330	Executive	26,589
Depreciated Expense - EDP Equipment & Software	72,305	85,318	13,013	545,683	558,559	12,876	Executive	545,683
External Legal Expenses	16,182	10,115	(6,067)	175,000	138,717	(36,283)	Claims	175,000
Audit Fees	6,983	6,983	-	83,800	83,800	-		83,800
Actuarial Fees	14,172	8,820	(5,352)	208,267	233,135	24,869	Accounting	208,267
Surveys and Underwriting Reports - Inspection & CLUE Reports	348,883	64,467	(284,416)	2,750,000	1,466,979	(1,283,021)	Underwriting	2,750,000
Taxes, Licensing, and other fees - Insurance Department	821,819	766,045	(55,774)	7,842,679	6,308,246	(1,534,434)	Accounting	7,842,679
Boards, Bureaus and Assoc - LDI Insurance Rating & Fraud Assessment	463,782	(1,698,838)	(2,162,620)	5,971,535	3,441,748	(2,529,787)	Accounting	5,971,535
PIP/ISO Fees, ISO Fees, Xactware	48,624	46,842	(1,782)	515,606	545,400	29,794	Claims	515,606
Liability Insurance - LCPIC, Directors, Officers	26,687	24,683	(2,004)	302,158	294,414	(7,744)	Executive	302,158
Bank Service Charges (Credit Card)	266,307	233,695	(32,612)	3,217,700	3,071,368	(146,332)	Accounting	3,217,700
Postage & Courier Services	222	2,984	2,762	40,000	50,507	10,507	HR & Support Ops	40,000
Other Miscellaneous	2,523	294	(2,229)	8,636	6,855	(1,781)	Executive	8,636
Total Indirect Costs	2,211,506	(376,310)	(2,587,816)	22,941,761	17,397,940	(5,543,821)		22,941,761
Home Office Expenses - P&L	4,702,981	1,091,924	(3,611,057)	41,372,785	34,389,711	(6,983,074)		41,372,785
Bank Service Charges - Unallocated	18,117	17,359	(758)	175,000	168,564	(6,436)		175,000
Total Operating Expenses - Direct & Indirect	4,721,098	1,109,283	(3,611,815)	41,547,785	34,558,275	(6,989,510)		41,547,785
Capital Purchases								
Furniture and Fixtures- Purchases > \$5,000	20,000	-	(20,000)	20,000	-	(20,000)	Ops	20,000
EDP Equipment (computers, printers, peripherals) - Purchases >\$5,000	100,000	-	(100,000)	100,000	-	(100,000)	IT	100,000
Computer Software - Purchases >\$1,000,000	69,947	55,856	(14,090)	1,073,450	1,059,359	(14,091)	IT	1,073,450
Total Capital Purchases	189,947	55,856	(134,090)	1,193,450	1,059,359	(134,091)		

Louisiana Citizens Property Insurance Corporation

IT Operating Statement - Budget

Fiscal Year 2024

	Dec			YTD			Primary Driver of Change	Budget Total
	Budget	Actual	Variance	Budget	Actual	Variance		
Direct Costs								
Salaries and Wages	131,081	116,723	(14,358)	1,132,581	1,064,281	(68,300)	YTD: Down 1 FTE	1,132,581
Benefits, Taxes, Contributions and Workers Comp	61,089	12,646	(48,442)	576,822	500,633	(76,189)	Annual Pension & PRB - Per Towers Watson	576,822
Total Employee Salaries and Wages	192,169	129,369	(62,800)	1,709,403	1,564,914	(144,489)		1,709,403
Recruiting & Advertising	-	-	-	-	-	-		-
Communication - Mobile Phones & Air Cards	1,083	1,039	(44)	11,485	11,755	270		11,485
Office and Equipment Repairs and Maintenance	29,047	28,456	(590)	279,946	278,778	(1,168)		279,946
Travel and Lodging	2,168	1,315	(853)	9,000	2,208	(6,792)		9,000
Furniture and Fixtures- Purchases < \$5,000	2,500	1,397	(1,103)	3,500	2,343	(1,157)		3,500
EDP Equipment (computers, printers, peripherals) - Purchases <\$5,000	28,752	17,648	(11,104)	102,705	63,338	(39,367)	Reduction in EDP purchases	102,705
Computer Software - Purchases <\$1,000,000	259,299	89,200	(170,100)	1,039,685	829,412	(210,273)	SQL Enterprise 50k & Solarwinds Update & Configuration 20k not incurred; One Inc under budget 144k (12k/mo)	1,039,685
Mele Printing	159,255	85,874	(73,381)	1,409,400	1,153,447	(255,953)	Decreased printing due to depop	1,409,400
Lexis Nexis	6,223	6,970	747	116,000	135,475	19,475	Pricing increase combined with mortgagee notice volume increase	116,000
Printing, Stationary, and Office Supplies	375	-	(375)	6,340	5,488	(852)		6,340
Outside Services - CAT Readiness, D&O Employment Practices Deductible, Consulting	0	62,165	62,164	61,000	266,179	205,179	Guidewire Data Migration	61,000
Outside Services - One Inc - Claims Pay	-	-	-	-	-	-		-
External Management Fees	-	-	-	-	-	-		-
Other - Prof Fees, Dues, Subs, Training, Seminars, Miscellaneous	-	-	-	600	599	(1)	Nov: Guidewire conference refund	600
Total Direct Costs	680,871	423,433	(257,438)	4,749,064	4,313,935	(435,129)		4,749,064
Indirect Costs								
Rents, Leases, and Utilities	7,638	1,170	(6,468)	71,888	59,647	(12,241)	Reduced Galleria operating expenses	71,888
Rent and Storage - Eatel/Iron Mountain	44,962	32,406	(12,556)	400,000	382,794	(17,206)	Iron Mountain - Data Backup Storage	400,000
Communication - Internet & Phone	3,347	3,065	(282)	39,556	39,426	(131)		39,556
Depreciated Expense - Furniture & Fixtures	-	-	-	-	-	-		-
Depreciated Expense - EDP Equipment & Software	-	-	-	-	-	-		-
External Legal Expenses	-	-	-	-	-	-		-
Audit Fees	-	-	-	-	-	-		-
Actuarial Fees	-	-	-	-	-	-		-
Surveys and Underwriting Reports - Inspection & CLUE Reports	-	-	-	-	-	-		-
Taxes, Licensing, and other fees - Insurance Department	-	-	-	-	-	-		-
Boards, Bureaus and Assoc - LDI Insurance Rating & Fraud Assessment	-	-	-	-	-	-		-
PIPISO Fees, ISO Fees, Xactware	-	-	-	-	-	-		-
Liability Insurance - LCPIC, Directors, Officers	-	-	-	-	-	-		-
Bank Service Charges (Credit Card)	-	-	-	-	-	-		-
Postage & Courier Services	-	-	-	-	-	-		-
Other Miscellaneous	-	-	-	-	-	-		-
Total Indirect Costs	55,948	36,641	(19,306)	511,444	481,867	(29,578)		511,444
Home Office Expenses - P&L	736,819	460,074	(276,744)	5,260,508	4,795,802	(464,707)		5,260,508
Bank Service Charges - Unallocated	-	-	-	-	-	-		-
Total Operating Expenses - Direct & Indirect	736,819	460,074	(276,744)	5,260,508	4,795,802	(464,707)		5,260,508
Capital Purchases								
Furniture and Fixtures- Purchases > \$5,000	-	-	-	-	-	-		-
EDP Equipment (computers, printers, peripherals) - Purchases >\$5,000	100,000	-	(100,000)	100,000	-	(100,000)	Storage upgrade not purchased	100,000
Computer Software - Purchases >\$1,000,000	69,947	55,856	(14,090)	1,073,450	1,059,359	(14,091)	Guidewire Implementation	1,073,450
Total Capital Purchases	169,947	55,856	(114,090)	1,173,450	1,059,359	(114,091)		1,173,450

Louisiana Citizens Property Insurance Corporation
Human Resources/Operations Support Operating Statement - Budget
Fiscal Year 2024

	Dec			YTD			Primary Driver of Change	Budget Total
	Budget	Actual	Variance	Budget	Actual	Variance		
Direct Costs								
Salaries and Wages	34,853	25,581	(9,272)	254,428	245,145	(9,283)		254,428
Benefits, Taxes, Contributions and Workers Comp	109,676	(6,278)	(115,954)	251,246	135,281	(115,964)	Annual Pension & PRB - Per Towers Watson	251,246
Total Employee Salaries and Wages	144,529	19,303	(125,227)	505,674	380,427	(125,247)		505,674
Recruiting & Advertising	22,985	35	(22,950)	59,300	20,388	(38,912)		59,300
Communication - Mobile Phones & Air Cards	80	80	-	960	960	-		960
Office and Equipment Repairs and Maintenance	7,001	7,112	111	56,243	37,142	(19,101)	Generator repairs under budget	56,243
Travel and Lodging	267	-	(267)	500	47	(453)		500
Furniture and Fixtures- Purchases < \$5,000	2,900	-	(2,900)	5,000	2,063	(2,937)		5,000
EDP Equipment (computers, printers, peripherals) - Purchases <\$5,000	-	-	-	-	-	-		-
Computer Software - Purchases <\$1,000,000	38	-	(38)	5,450	4,660	(790)		5,450
Mele Printing	-	-	-	-	-	-		-
Lexis Nexis	-	-	-	-	-	-		-
Printing, Stationary, and Office Supplies	4,775	546	(4,229)	10,770	5,543	(5,227)	Reduced office supply purchases	10,770
Outside Services - CAT Readiness, D&O Employment Practices Deductible, Consulting	7,169	5,561	(1,608)	71,945	62,457	(9,488)	Reduced labor advice - Babineaux	71,945
Outside Services – One Inc – Claims Pay	-	-	-	-	-	-		-
External Management Fees	-	-	-	-	-	-		-
Other - Prof Fees, Dues, Subs, Training, Seminars, Miscellaneous	25	-	(25)	1,235	1,208	(27)		1,235
Total Direct Costs	189,769	32,637	(157,132)	717,077	514,895			717,077
Indirect Costs								
Rents, Leases, and Utilities	5,883	994	(4,889)	34,913	26,404	(8,509)	Reduced Galleria operating expenses	34,913
Rent and Storage - Eatel/Iron Mountain	4,627	8,411	3,784	80,000	99,547	19,547	Iron Mountain - File Storage	80,000
Communication - Internet & Phone	1,128	949	(180)	13,515	12,615	(900)		13,515
Depreciated Expense - Furniture & Fixtures	-	-	-	-	-	-		-
Depreciated Expense - EDP Equipment & Software	-	-	-	-	-	-		-
External Legal Expenses	-	-	-	-	-	-		-
Audit Fees	-	-	-	-	-	-		-
Actuarial Fees	-	-	-	-	-	-		-
Surveys and Underwriting Reports - Inspection & CLUE Reports	-	-	-	-	-	-		-
Taxes, Licensing, and other fees - Insurance Department	-	-	-	-	-	-		-
Boards, Bureaus and Assoc - LDI Insurance Rating & Fraud Assessment	-	-	-	-	-	-		-
PIPISO Fees, ISO Fees, Xactware	-	-	-	-	-	-		-
Liability Insurance - LCPIC, Directors, Officers	-	-	-	-	-	-		-
Bank Service Charges (Credit Card)	-	-	-	-	-	-		-
Postage & Courier Services	222	2,984	2,762	40,000	50,507	10,507	Increased claim activity - Cat & Non-Cat	40,000
Other Miscellaneous	706	201	(505)	2,650	3,402	752	On-site document shredding - Oubre Files \$1.6k	2,650
Total Indirect Costs	12,566	13,538	973	171,078	192,475	21,397		171,078
Home Office Expenses - P&L	202,334	46,175	(156,159)	888,155	707,370	(180,785)		888,155
Bank Service Charges - Unallocated	-	-	-	-	-	-		-
Total Operating Expenses - Direct & Indirect	202,334	46,175	(156,159)	888,155	707,370	(180,785)		888,155
Capital Purchases								
Furniture and Fixtures- Purchases > \$5,000	20,000	-	(20,000)	20,000	-	(20,000)	Cubicle upgrade covered by Galleria allowance	20,000
EDP Equipment (computers, printers, peripherals) - Purchases >\$5,000	-	-	-	-	-	-		-
Computer Software - Purchases >\$1,000,000	-	-	-	-	-	-		-
Total Capital Purchases	20,000	-	(20,000)	20,000	-	(20,000)		-



December 2024 Management Reports

March 20, 2025 Board Meeting

Overview

Corporate Overview

December 31, 2024

Underwriting Overview

Premium Written & Policies Issued

Premium Written (000s)	Dec-24	2024 YTD	Dec-23	2023 YTD
Direct Written Premium*	\$37,236	\$571,044	\$47,143	\$656,660
Takeout Written Premium	37,009	52,767	1,723	38,600
Net Written Premium Before Reinsurance	<u>\$227</u>	<u>\$518,277</u>	<u>\$45,420</u>	<u>\$618,060</u>
Earned Premium (000s)				
Direct Earned Premium	\$49,852	\$622,769	\$54,862	\$546,373
Takeout Earned Premium	6,272	38,027	3,162	22,102
Net Earned Premium Before Reinsurance	<u>\$43,580</u>	<u>\$584,741</u>	<u>\$51,699</u>	<u>\$524,271</u>
Counts				
Direct Policies Issued	11,867	161,647	14,677	184,169
Policies Takeout Initial	-	-	-	-
Policies Takeout Renewal	-	-	-	-
Net Policies Issued	<u>11,867</u>	<u>161,647</u>	<u>14,677</u>	<u>184,169</u>

Inforce Policies & Coverage Details

Count*	Dec-24	Dec-23
Direct Inforce Policies	132,074	142,219
Takeout Inforce Policies	14,583	9,459
Net Inforce Count	117,491	132,760
EPIC Inforce Policies (Multi to Single Policies)*	-	-
Total Net Inforce Policies	<u>117,491</u>	<u>132,760</u>
TIV (000s)*		
Direct TIV (Cov A-D)	\$46,526,707	\$48,839,298
Direct Cov E, F, Mold, BI	\$3,318,093	\$4,286,488
Total Direct Cov A-D, E, F, Mold, BI	\$49,844,800	\$53,125,786
Takeout TIV (Cov A-D)	\$4,812,239	\$2,766,814
Takeout Cov E, F, Mold, BI	\$478,231	\$421,259
Total Takeout Cov A-D, E, F, Mold, BI	\$5,290,469	\$3,188,073
Net TIV (Cov A-D)	\$41,714,468	\$46,072,483
Net Cov E, F, Mold, BI	\$2,839,862	\$3,865,229
Total Net Cov A-D, E, F, Mold, BI	<u>\$44,554,330</u>	<u>\$49,937,713</u>

Underwriting Overview

Net Inforce by Policy Type

<u>Commercial Lines</u>	<u>Net Inforce</u>			
	Count	Premium (000s)	TIV Cov A-D (000s)	E, F, Mold, BI (000s)
Builders Risk	16	\$787	\$25,227	\$0
Commercial	1,953	26,594	1,235,954	41,154
Wind & Hail Only	5,728	86,753	7,750,930	396,551
Total Commercial	7,697	\$114,134	\$9,012,111	\$437,705
<u>Personal Lines</u>	Count	Premium (000s)	TIV Cov A-D (000s)	E, F, Mold, BI (000s)
Builders Risk	457	\$1,958	\$116,532	\$0
Condo	924	1,158	77,910	-
Homeowners	10,594	86,266	9,240,864	2,402,157
Mobile Home	9,173	18,897	569,174	-
Residence	55,096	165,180	12,747,590	-
Wind & Hail Only	33,550	126,066	9,950,288	-
Total Personal	109,794	\$399,524	\$32,702,357	\$2,402,157
Grand Total	117,491	\$513,659	\$41,714,468	\$2,839,862

Written Premium Analysis - Month

<u>Term Type (\$000s)</u>	<u>Dec-24</u>		<u>Dec-23</u>	
	Written Premium	Counts	Written Premium	Counts
New Business	\$5,817	2,462	\$11,735	3,738
Renewals	31,418	9,405	35,408	10,939
Total Direct Premium Written	\$37,236	11,867	\$47,143	14,677
<u>New Business Written From (\$000s)</u>	Written Premium	Counts	Written Premium	Counts
Cajun Underwriters	215	73	448	137
Safepoint	63	42	374	131
State Farm	118	62	137	56
Farm Bureau	64	36	169	75
Others	5,358	2,249	10,608	3,339
Renewal	5,817	2,462	11,735	3,738
Total Renewals*	31,418	9,405	35,408	10,939
Total Direct Premium Written	37,236	11,867	47,143	14,677

Written Premium Analysis - Year-to-Date

<u>Term Type (\$000s)</u>	<u>2024 YTD</u>		<u>2023 YTD</u>	
	Written Premium	Counts	Written Premium	Counts
New Business	\$141,500	44,003	\$233,185	62,952
Renewals	429,544	117,644	423,475	121,217
Total Direct Premium Written	\$571,044	161,647	\$656,660	184,169
<u>New Business Written From (\$000s)</u>	Written Premium	Counts	Written Premium	Counts
Cajun Underwriters	\$6,430	1,802	\$3,709	1,013
Safepoint	3,224	1,209	4,992	1,480
State Farm	2,258	836	2,320	778
Farm Bureau	2,265	954	1,780	751
Others	127,322	39,202	220,384	58,930
Renewal	141,500	44,003	233,185	62,952
Total Renewals*	429,544	117,644	423,475	121,217
Total Direct Premium Written	\$571,044	161,647	\$656,660	184,169

Underwriting Overview

Net Premium Written & Earned by Policy Type

Policy Type	Net Premium Written			Net Premium Earned		
	2024 YTD	2023 YTD	Variance	2024 YTD	2023 YTD	Variance
Commercial	26,415	34,293	(7,878)	31,333	32,064	(731)
Commercial Builders Risk	68	372	(304)	89	461	(372)
Commercial Builders Risk Renovations	793	748	44	743	1,652	(909)
Commercial Builders Risk Renovations Wind & Hail Only	41	(168)	209	32	25	6
Commercial Builders Risk Wind & Hail Only	-	-	-	-	-	-
Commercial Wind & Hail Only*	87,535	102,298	(14,762)	97,164	80,870	16,294
Total Commercial	114,851	137,542	(22,691)	129,360	115,073	14,287
DWG-1 Builders Risk	388	563	(175)	481	698	(217)
DWG-1 Builders Risk Renovation	1,471	2,302	(831)	1,957	3,180	(1,222)
DWG-1 Builders Risk Renovations Wind & Hail Only	-	-	-	-	-	-
DWG-1 Builders Risk Wind & Hail Only	39	59	(20)	32	85	(53)
DWG-1 Condo	1,118	1,279	(161)	1,201	1,100	101
DWG-1 Condo Wind & Hail Only	315	426	(112)	378	332	46
DWG-1 Mobile Home	19,185	14,376	4,809	16,846	12,224	4,621
DWG-1 Mobile Home Wind & Hail Only	5,007	4,808	199	4,917	3,739	1,178
DWG-1 Residence	86,871	83,749	3,122	87,626	64,188	23,439
DWG-1 Residence Wind & Hail Only	41,277	39,507	1,770	41,021	29,250	11,771
DWG-2 Residence	14,148	17,622	(3,474)	16,567	12,624	3,943
DWG-3 Residence	71,259	101,602	(30,344)	89,987	89,950	37
DWG-3 Residence Wind & Hail Only	79,098	95,071	(15,973)	89,653	78,445	11,209
Total Dwelling	320,175	361,364	(41,190)	350,668	295,816	54,852
HO-2 Broad Form*	9,389	12,530	(3,141)	11,175	10,808	366
HO-3 Special Form	72,550	102,814	(30,263)	91,041	96,408	(5,366)
HO-4 Contents Broad Form	109	140	(31)	126	128	(3)
HO-6 Unit Owners Form	480	637	(157)	574	623	(49)
HO-8 Modified Coverage Form	42	75	(33)	59	64	(5)
HO-R Homeowner Renovation	680	2,957	(2,277)	1,738	5,352	(3,613)
Total Homeowners	83,251	119,153	(35,902)	104,713	113,383	(8,670)
Net Premium Written & Earned Before Reinsurance	518,277	618,060	(99,783)	584,741	524,271	60,470
Ceded Reinsurance				279,041	263,655	15,386
Net Premium Earned as of 12/31				305,700	260,616	45,084

Premium Payment Collections Overview - December 2024

Checks	Month				Year-to-Date			
	Dec-24		Dec-23		2024 YTD		2023 YTD	
Payment Method	Count	Amount Collected	Count	Amount Collected	Count	Amount Collected	Count	Amount Collected
Mail	250	858,680	552	1,578,458	5,900	17,133,785	9,648	31,274,263
Walk-In	77	317,721	81	282,884	879	5,428,467	990	9,459,652
6370 Lockbox - Manual	3,782	16,336,155	4,295	19,250,328	57,914	252,231,153	65,705	300,341,580
2444 Lockbox - Upload	<u>2,816</u>	<u>5,010,463</u>	<u>3,180</u>	<u>5,899,678</u>	<u>36,076</u>	<u>70,127,590</u>	<u>36,615</u>	<u>64,038,695</u>
Total Checks	6,925	\$22,523,018	8,108	\$27,011,348	100,769	\$344,920,996	112,958	\$405,114,189
Credit Cards								
Payment Method	Count	Amount Collected	Count	Amount Collected	Count	Amount Collected	Count	Amount Collected
Mail	0	0	0	0	0	0	0	0
Online	3,573	4,244,863	3,651	4,477,232	40,769	50,866,602	36,257	41,827,240
EPIC	<u>5,666</u>	<u>6,602,297</u>	<u>6,407</u>	<u>7,842,088</u>	<u>75,156</u>	<u>92,674,521</u>	<u>85,868</u>	<u>99,646,268</u>
Total Credit Cards	9,239	\$10,847,160	10,058	\$12,319,320	115,925	\$143,541,123	122,125	\$141,473,507
Electronic Funds Transfer (Checking or Saving)								
Payment Method	Count	Amount Collected	Count	Amount Collected	Count	Amount Collected	Count	Amount Collected
Online	3,420	4,131,195	2,991	3,861,975	35,879	44,348,613	30,908	35,277,612
EPIC	<u>4,975</u>	<u>9,921,059</u>	<u>5,455</u>	<u>11,846,267</u>	<u>65,564</u>	<u>143,370,366</u>	<u>72,632</u>	<u>166,031,896</u>
Total EFTs	8,395	\$14,052,254	8,446	\$15,708,242	101,443	\$187,718,979	103,540	\$201,309,508
Payment Method								
Payment Method	Count	Amount Collected	Count	Amount Collected	Count	Amount Collected	Count	Amount Collected
Mail	250	858,680	552	1,578,458	5,900	17,133,785	9,648	31,274,263
Walk-In	77	317,721	81	282,884	879	5,428,467	990	9,459,652
Online	6,993	8,376,058	6,642	8,339,207	76,648	95,215,216	67,165	77,104,852
6370 Lockbox - Manual	3,782	16,336,155	4,295	19,250,328	57,914	252,231,153	65,705	300,341,580
2444 Lockbox - Upload	2,816	5,010,463	3,180	5,899,678	36,076	70,127,590	36,615	64,038,695
EPIC	<u>10,641</u>	<u>16,523,356</u>	<u>11,862</u>	<u>19,688,355</u>	<u>140,720</u>	<u>236,044,887</u>	<u>158,500</u>	<u>265,678,164</u>
Total Payments Collected	24,559	\$47,422,432	26,612	\$55,038,911	318,137	\$676,181,098	338,623	\$747,897,205

*Does not include NSF's or Refunds. Only includes payments submitted

Depopulation Efforts Overview

Takeout Activity by Round Inception-to-Date

Assumption	Initial Assumption	As of 12/31/2024	
		Policies Assumed	Premium Assumed
03/1/2008 Round 1	26,359		
12/1/2008 Round 2	13,133		
04/1/2009 Round 3	3,366		
12/1/2010 Round 4	12,292	10,484	\$12,701
12/1/2011 Round 5	9,844	8,360	\$12,948
12/1/2012 Round 6	6,791	6,115	\$7,839
12/1/2013 Round 7	13,322	11,790	\$15,540
12/1/2014 Round 8	10,581	8,962	\$12,757
12/1/2015 Round 9	13,150	10,827	\$15,979
12/1/2016 Round 10	10,186	8,984	\$12,399
12/1/2017 Round 11	9,856	7,067	\$9,921
12/1/2018 Round 12	32	28	\$37
12/1/2019 Round 13	100	89	\$92
12/1/2020 Round 14	76	66	\$94
12/1/2022 Round 16	3,786	3,337	\$4,085
04/1/2023 Round 17	6,578	4,843	\$17,010
10/1/2023 Round 18	7,755	5,751	\$19,794
04/1/2024 Round 19	8,415	6,567	\$17,257
12/1/2024 Round 20	13,481	12,652	\$37,057
Grand Total	169,103	105,922	195,511

Depopulation Summary Rounds 17, 18 & 19

	Round 20 ITD		Round 19 ITD		Round 18 ITD	
	Policy Count	Unearned Premium	Policy Count	Unearned Premium	Policy Count	Unearned Premium
Policies Selected	13,644		8,655		7,830	
Policies Cancelled as of Assumption	(163)		(240)		(75)	
Policies Initially Assumed	13,481	34,388	8,415	13,524	7,755	16,778
Activity on Assumed Policies:						
Optouts (Remaining with LCPIC)	(411)	(1,036)	(916)	(1,628)	(729)	(1,827)
Reinstated Policies	10	41	68	303	57	205
Policies Canceled	(220)	(589)	(634)	(1,327)	(822)	(2,068)
Policies Not Renewed	(2)	0	(12)	0	(3)	0
Renewals Not Included in Initial Assumption	1	3	0	0	0	0
Policies Expired by LCPIC-Renewing by Depop Company	0	0	(4,636)	0	(5,751)	0
Renewals Not Taken (Expired without Payment)	(208)	0	(354)	0	(510)	0
Renewals Issued on Behalf of Depop Company*	0	4,256	0	6,445	0	6,848
Payment for Endorsement Activity	0	(20)	0	(61)	0	(163)
Renewals Issued - Prior Term Canceled	1	14	0	0	3	22
Adjustments made for Report Errors	0	0	0	0	0	0
Total Activity - December 2024	(829)	2,669	(6,484)	\$3,733	(7,755)	\$3,016
Inforce with LCPIC	12,652		1,931		0	
Renewals Offered by Depop Companies	0		4,636		5,751	
Depopulated Policies	12,652	\$37,057	6,567	\$17,257	5,751	\$19,794
*Renewals Offered and Expired						
Initial Assumption - Renewals Offered	1,073		6,648		7,904	
Renewals Offered After Assumption - Not Included in Initial Assumption	1		0		0	
Renewals Not Offered	0		0		0	
Number of Renewals Processed by LCPIC	1,074		6,648		7,904	
Number of Policies Expired by LCPIC - Renewing by Depop Company	0		(4,636)		(5,751)	
Total Number of Policies Renewed by LCPIC	1,074		2,012		2,153	
Number of Expired Policies Without Payment	(208)		(354)		(510)	
Number of Policies Non-Renewed	(2)		(12)		(3)	
Number of Policies Canceled	(15)		(56)		(76)	
Optouts	(31)		(113)		(55)	
Renewals Issued-Prior Term Canceled	1		0		3	
Renewals Accepted On Behalf of Depop Company	819		1,477		1,512	

Claim Overview

Inception-to-Date Loss, Expense, & Claim Count - As of 9/30/24 (Updated Quarterly)

	Loss Year	ITD Claims	ITD Loss & LAE (000s)*
Hurricanes:			
Hurricane Katrina	2005	66,139	\$1,686,695
Hurricane Rita	2005	14,810	\$191,368
Hurricane Gustav	2008	52,161	\$331,976
Hurricane Ike	2008	3,402	\$13,921
Hurricane Isaac	2012	17,820	\$129,354
Hurricane Harvey	2017	121	\$225
Hurricane Nate	2017	12	\$17
Hurricane Barry	2019	618	\$2,149
Hurricane Laura	2020	2,725	\$103,224
Hurricane Sally	2020	6	\$10
Hurricane Delta	2020	2,139	\$24,176
Hurricane Zeta	2020	2,647	\$21,925
Hurricane Ida	2021	14,297	\$582,225
Hurricane Beryl	2024	17	\$109
Hurricane Francine	2024	2,781	\$31,346
Total Hurricanes		179,695	3,118,717
PCS Events:			
39-Wind & Thunderstorm Event	2011	125	\$506
41-Wind & Thunderstorm Event	2011	3,050	\$30,230
46-Wind & Thunderstorm Event	2011	263	\$2,286
61-Tropical Storm Lee	2011	792	\$4,010
92-Hail Storm	2013	2,869	\$23,698
94-Wind & Thunderstorm Event	2013	60	\$284
1644-Wind & Thunderstorm Event	2016	687	\$623
1714-Wind & Hail Event	2017	208	\$4,912
1730-Wind & Hail Event	2017	45	\$170
1731-Wind & Hail Event	2017	207	\$1,233
1700-Tropical Storm Cidy	2017	58	\$114
1819 - Wind & Hail Event	2018	25	\$162
1821 - Wind & Thunderstorm Event	2018	40	\$161
1922 - Wind & Thunderstorm Event	2019	59	\$226
1923 - Wind & Thunderstorm Event	2019	37	\$122
1924 - Wind & Thunderstorm Event	2019	25	\$74
1925 - Wind & Thunderstorm Event	2019	15	\$63
1927 - Wind & Thunderstorm Event	2019	145	\$1,132
1969 - Wind & Thunderstorm Event	2019	9	\$35
Tropical Storm Olga	2019	103	\$272
2012 - Wind and Thunderstorm Event	2020	78	\$245
2018 - Wind and Thunderstorm Event	2020	3	\$6
2020 - Wind and Thunderstorm Event	2020	33	\$130
2021 - Wind and Thunderstorm Event	2020	80	\$373
2022 - Wind and Thunderstorm Event	2020	32	\$136
2023 - Wind and Thunderstorm Event	2020	26	\$228
2024 - Wind and Thunderstorm Event	2020	67	\$405
2027 - Wind and Thunderstorm Event	2020	6	\$25
2029 - Wind and Thunderstorm Event	2020	8	\$67
Tropical Storm Cristobal	2020	34	\$161
2117 - Winter Storm	2021	164	\$737
2125 - Wind & Hail Event	2021	33	\$221
2126 - Wind & Hail Event	2021	86	\$656
2131 - Wind & Hail Event	2021	42	\$393
2132 - Wind & Hail Event	2021	57	\$211
TS Claudette	2021	9	\$33
TS Nicholas	2021	14	\$307
2220 - Wind and Thunderstorm Event	2022	59	\$1,736
2221 - Wind & Hail Event	2022	58	\$693
2223 - Wind & Hail Event	2022	4	\$28
2225 - Wind & Hail Event	2022	17	\$171
2272 - Wind & Hail Event	2022	329	\$12,816
2316 - Wind & Hail Event	2023	86	\$724
2348 - Wind & Hail Event	2023	24	\$128
2349 - Wind & Hail Event	2023	285	\$3,904
2411 - Wind & Hail Event	2024	211	\$2,994
2417 - Wind & Thunderstorm Event	2024	60	\$226
2420 - Wind & Thunderstorm Event	2024	61	\$853
2431 - Wind & Hail Event	2024	770	\$17,936
2440 - Wind & Hail Event	2024	280	\$4,554
2441 - Wind & Hail Event	2024	201	\$1,866
2447 - Wind & Hail Event	2024	64	\$1,251
Total PCS Events		12,103	124,526
Other Outsourced Claims:			
2015 Day Claims Outsourced to Worley	2015	666	\$3,100
2016 Day Claims Outsourced to Worley	2016	59	\$387
2018 Day Claims Outsourced to Worley	2018	75	\$231
2019 Day Claims Outsourced to Worley	2019	35	\$155
2020 Day Claims Outsourced to Alacrity	2020	51	\$137
Outsourced Day Claims (2010-2013)	2010-2013	13,323	\$114,252
Total Other Outsourced Claims		14,209	118,261
In-house Day Claims (2014 Forward)	2014-2025	17,992	\$194,754
Total Claims		223,999	3,556,258

Claim Overview

Loss & Expense Reserves & Open Claim Counts as of December 31, 2024

Catastrophe Name	Loss Year	Open Claim Count				Reserves (000s)	
		Litigated	Non-Litigated	Dec-24 Total	Dec-23 Total	Dec-24	Dec-23
Hurricanes:							
Hurricane Katrina*	2005	1	-	1	1	\$580	\$105
Hurricane Isaac	2012	4	-	4	4	\$980	\$980
Hurricane Barry	2018	-	-	-	-	-	-
Hurricane Laura	2020	23	1	24	52	\$413	\$1,765
Hurricane Sally	2020	-	-	-	-	-	-
Hurricane Delta	2020	11	-	11	35	\$147	\$694
Hurricane Zeta	2020	14	1	15	29	\$477	\$787
Hurricane Ida	2021	332	2	334	687	\$9,638	\$37,066
Hurricane Beryl	2024	-	-	-	-	\$14	-
Hurricane Francine	2024	1	212	213	-	\$3,920	-
Total Hurricanes		386	216	602	808	\$16,170	\$41,398
PCS Events:							
92-Hail Storm	2013	-	-	-	-	-	-
1714-Wind & Hail Event	2017	1	-	1	1	\$25	\$64
1821-Wind & Thunderstorm Event	2018	-	-	-	-	-	-
1923-Wind & Thunderstorm Event	2019	-	-	-	-	-	-
1927-Wind & Thunderstorm Event	2019	-	-	-	-	-	-
2020 - Wind and Thunderstorm Event	2020	-	-	-	-	-	-
2021 - Wind and Thunderstorm Event	2020	1	-	1	1	\$19	\$36
2022 - Wind and Thunderstorm Event	2020	-	-	-	-	-	-
2023 - Wind and Thunderstorm Event	2020	-	-	-	-	-	-
2024 - Wind and Thunderstorm Event	2020	-	-	-	-	-	-
2027 - Wind and Thunderstorm Event	2020	-	-	-	-	-	-
Tropical Storm Cristobal	2020	-	-	-	-	-	-
2117 - Winter Storm	2021	-	-	-	-	-	\$90
2125 -Wind & Hail Event	2021	-	-	-	-	-	\$18
2126 - Wind & Hail Event	2021	-	-	-	-	-	\$31
2131 - Wind & Hail Event	2021	-	-	-	-	-	\$46
2132 - Wind & Hail Event	2021	1	-	1	1	\$0	\$26
Tropical Storm Claudette	2021	-	-	-	-	-	\$2
Tropical Storm Nicholas	2021	-	-	-	-	-	\$0
2220 - Wind and Thunderstorm Event	2022	1	-	1	-	\$149	\$73
2221 - Wind & Hail Event	2022	1	-	1	-	\$26	\$13
2223 - Wind & Hail Event	2022	-	-	-	-	-	\$0
2225 - Wind & Hail Event	2022	-	-	-	-	-	\$5
2272 - Wind & Hail Event	2022	3	2	5	11	\$93	\$1,035
2299 - Wind & Hail Event	2022	-	-	-	-	-	-
2316 - Wind & Hail Event	2023	1	-	1	2	\$10	\$67
2348 - Wind & Hail Event	2023	-	-	-	-	-	\$19
2349 - Wind & Hail Event	2023	-	1	1	10	\$1	\$321
2411 - Wind & Hail Event	2024	-	7	7	-	\$213	-
2417 - Wind and Thunderstorm Event	2024	-	-	-	-	\$3	-
2420 - Wind and Thunderstorm Event	2024	-	3	3	-	\$77	-
2431 - Wind & Hail Event	2024	1	28	29	-	\$1,193	-
2440 - Wind & Hail Event	2024	1	10	11	-	\$327	-
2441 - Wind & Hail Event	2024	-	10	10	-	\$127	-
2447 - Wind & Hail Event	2024	-	-	-	-	\$5	-
Other	N/A	-	-	-	-	-	-
Total PCS Events		11	61	72	26	\$2,268	\$1,846
Other Outsourced Claims:							
2016 Day Claims Outsourced to Worley	2016	-	-	-	-	-	-
2018 Day Claims Outsourced to Worley	2018	-	-	-	-	-	-
2019 Day Claims Outsourced to Worley	2019	-	-	-	-	-	-
2020 Day Claims Outsourced to Alacrity	2020	-	-	-	-	-	-
Total Other Outsourced Claims		-	-	-	-	-	-
Inhouse/Day Claims		51	247	298	326	8,546	9,683
Total Claims		448	524	972	1,160	\$26,984	\$52,927
IBNR						\$121,773	\$143,915
Total Reserve & IBNR						\$148,758	\$196,842

*Counts do not include EPIC commercial claims.

Claim Overview

Claim Level Statistics - All Claims

	<u>Month</u>		<u>Year-to-Date</u>	
	Dec-24	Dec-23	2024 YTD	2023 YTD
New Reported Claims	202	242	6,504	2,973
Claims Reopened	249	102	2,432	2,285
Closed Claims, as of 12/31	472	427	7,057	4,666
Closed with Pay	315	329	4,426	3,587
Closed without Pay	181	109	2,953	1,495
Avg Severity of Closed Claims	19,950	56,112	17,485	31,600
Avg Days to Close	149	396	131	283
Avg Days Open	92	247	78	143
Open Large Losses (>\$25K)	0	0	N/A	N/A

Claim Level Statistics - Hurricanes

New Reported Claims	37	2	2,518	53
Claims Reopened	138	35	757	1,315
Closed Claims, as of 12/31	239	182	2,847	1,579
Closed with Pay	164	180	1,779	1,757
Closed without Pay	90	5	1,235	134
Avg Severity of Closed Claims	21,335	107,116	20,719	66,932
Avg Days to Close	203	825	215	686
Avg Days Open	135	510	136	344
Open Large Losses (>\$25K)	0	0	N/A	N/A

Claim Level Statistics - PCS Events

New Reported Claims	9	3	1,607	425
Claims Reopened	42	15	798	276
Closed Claims, as of 12/31	44	25	1,615	589
Closed with Pay	42	26	1,206	469
Closed without Pay	5	1	462	139
Avg Severity of Closed Claims	26,857	33,976	14,018	16,730
Avg Days to Close	189	165	72	103
Avg Days Open	71	91	32	41
Open Large Losses (>\$25K)	0	0	N/A	N/A

Claim Level Statistics - Other Outsourced Claims

New Reported Claims	0	0	0	0
Claims Reopened	0	0	0	1
Closed Claims, as of 12/31	0	0	0	1
Closed with Pay	0	0	0	1
Closed without Pay	0	0	0	0
Avg Severity of Closed Claims	0	0	0	380
Avg Days to Close	0	0	0	3,041
Avg Days Open	0	0	0	14
Open Large Losses (>\$25K)	0	0	N/A	N/A

Claim Level Statistics - Inhouse/Day Claims

New Reported Claims	156	237	2,379	2,495
Claims Reopened	69	52	877	693
Closed Claims, as of 12/31	189	220	2,595	2,497
Closed with Pay	109	123	1,441	1,360
Closed without Pay	86	103	1,256	1,222
Avg Severity of Closed Claims	16,591	16,434	16,096	12,777
Avg Days to Close	72	67	75	70
Avg Days Open	42	47	42	40
Open Large Losses (>\$25K)	0	0	N/A	N/A

*Figures do not include EPIC commercial claims

Monthly Claims Loss Adjustment Expense Overview

	<u>LCPIC Mangement</u>		<u>Management</u>	
	<u>In-house</u>		<u>Outsourced</u>	
	<u>Dec-24</u>	<u>Dec-23</u>	<u>Dec-24</u>	<u>Dec-23</u>
Claim Management Fees				
Creative Adjusting- Admin Fees	-	75,600	-	-
Eberl - Admin Fees	-	-	6,963	-
MD Claims LLC - Admin Fees	-	-	-	-
Maverick Claims - Admin Fees	-	-	106,183	-
IAS Services Group LLC - Admin Fees	-	-	-	-
Mid-America - Admin Fees	-	-	303,125	-
Pacesetter - Admin Fees	-	-	178,150	-
SWA - Admin Fees	-	-	67,600	-
One Call - Call Center	-	-	-	-
Total Claim Management Fees	\$ -	\$75,600	\$662,021	\$ -
Adjusting, Engineering, & Reinspection Expenses				
Elite Claims Service	75,939	50,380	-	-
Mid-America Catastrophe Service LLC	70,709	16,681	22,212	-
Pacesetter Claims Services Inc	32,376	9,932	3,350	-
SWA Claims Management Services LLC	16,879	8,133	1,414	-
LEGION CLAIMS SOLUTIONS LLC	13,501	24,335	-	-
Forensic Investigations Group (Engineering)	8,248	18,627	-	-
US Forensic (Engineering)	13,596	4,727	18,123	-
Sift Fire Investigations LLC	4,655	-	-	-
Keystone Experts and Engineers LLC	1,024	-	-	-
NEW ENGLAND FIRE CAUSE & ORIGIN INC	1,870	1,668	-	-
Mark F Harter DBA Harter Insurance Services LLC	2,000	-	-	-
BSA Claims Service	-	725	-	-
River Road Partners LLC	-	-	-	-
MD Claims LLC	-	-	-	-
ONE CALL CLAIMS LLC	-	-	-	-
All Other	19,012	26,239	4,697	-
Total Adjusting, Engineering, & Reinspection Exps	\$259,807	\$161,448	\$49,796	\$ -
Total LAE Expenses	\$259,807	\$237,048	\$711,816	\$ -
LCPIC Claims Payroll & Benefits*	169,395	156,993	44,796	297
Total Expenses	\$429,202	\$394,040	\$756,613	\$297

Average LAE Expenses - Open & Closed Claims Method (Measures Trend; Actual Cost Per Claim May Vary)

Total Expenses	429,202	394,040	756,613	297
Ending Open Claims (972) Ending Closed Claims (472)	1,142	1,584	302	3
Total Direct Labor Cost Per Claim Handled	\$376	\$249	\$2,505	\$99

Average LAE Expenses - Closed Claims Method

Total LAE Expenses Paid on Closed Claims	139,635	128,114	65,947	-
Allocated LCPIC Claims Payroll & Benefits**	48,801	42,222	21,211	99
Allocated Expenses - Call Center**	-	-	-	-
Total Expenses - Closed Claims	\$188,436	\$170,335	\$87,158	\$99
Closed Claims	329	426	143	1
Total Direct Labor Cost Per Closed Claim	\$573	\$400	\$609	\$99

*Claims Payroll & Benefits allocated based on total open & closed claims handled internally vs externally.

**Allocation Formula = $\left(\frac{\text{Closed Claims}}{\text{Closed Claims} + \text{Open Claims}}\right)$

***Counts do not include EPIC commercial claims

YTD Claims Loss Adjustment Expense Overview

	LCPIC Mangement		Management	
	In-house		Outsourced	
	2024	2023	2024	2023
Claim Management Fees				
Creative Adjusting- Admin Fees	672,181	2,398,550	-	936,900
Eberl - Admin Fees	-	-	41,920	-
MD Claims LLC - Admin Fees	-	108,675	-	322,875
Maverick Claims - Admin Fees	-	-	503,252	114,729
IAS Services Group LLC - Admin Fees	-	-	-	-
Mid-America - Admin Fees	-	-	902,000	30,650
Pacesetter - Admin Fees	-	-	419,650	23,075
SWA - Admin Fees	-	-	358,925	20,325
One Call - Call Center	-	-	-	-
Total Claim Management Fees	\$672,181	\$2,507,225	\$2,225,747	\$1,448,554
Adjusting, Engineering, & Reinspection Expenses				
Elite Claims Service	974,958	689,237	42,279	8,998
Mid-America Catastrophe Service LLC	422,773	95,688	1,435,616	44,277
Pacesetter Claims Services Inc	250,926	129,871	622,518	42,683
SWA Claims Management Services LLC	230,422	168,528	649,153	34,131
LEGION CLAIMS SOLUTIONS LLC	183,603	269,820	10,050	14,427
Forensic Investigations Group (Engineering)	112,827	145,244	-	-
US Forensic (Engineering)	77,271	72,769	67,359	2,896
Sift Fire Investigations LLC	74,488	-	-	-
Keystone Experts and Engineers LLC	63,384	18,054	3,309	3,308
NEW ENGLAND FIRE CAUSE & ORIGIN INC	34,532	33,370	-	-
Mark F Harter DBA Harter Insurance Services LLC	15,600	95,125	2,000	6,125
BSA Claims Service	1,500	147,008	-	25,297
River Road Partners LLC	-	108,000	-	14,000
MD Claims LLC	-	85,569	-	48,521
ONE CALL CLAIMS LLC	(8,426)	113,912	-	450
All Other	183,406	767,931	31,695	91,585
Total Adjusting, Engineering, & Reinspection Exp	\$2,617,263	\$2,940,124	\$2,863,979	\$336,696
Total LAE Expenses	\$3,289,444	\$5,447,349	\$5,089,726	\$1,785,250
LCPIC Claims Payroll & Benefits*	1,649,049	1,748,940	651,493	263,487
Total Expenses	\$4,938,492	\$7,196,289	\$5,741,219	\$2,048,737

Average LAE Expenses - Open & Closed Claims Method (Measures Trend; Actual Cost Per Claim May Vary)

Total Expenses	4,938,492	7,196,289	5,741,219	2,048,737
Ending Open Claims (972) Ending Closed Claims (7057)	4,801	5,667	3,228	159
Total Direct Labor Cost Per Claim Handled	\$1,029	\$1,270	\$1,779	\$12,885

Average LAE Expenses - Closed Claims Method

Total LAE Expenses Paid on Closed Claims	2,078,638	2,253,977	4,050,619	353,255
Allocated LCPIC Claims Payroll & Benefits**	477,888	467,055	386,782	59,004
Allocated Expenses - Call Center**	-	-	-	-
Total Expenses - Closed Claims	\$2,556,526	\$2,721,032	\$4,437,401	\$412,259
Closed Claims	3,988	4,509	3,069	157
Total Direct Labor Cost Per Closed Claim	\$641	\$603	\$1,446	\$2,626

Note: Worley/Alacrity claims were moved to LCPIC in April

*Claims Payroll & Benefits allocated based on total open & closed claims handled internally vs externally.

**Allocation Formula = $\left(\frac{\text{Closed Claims}}{\text{Closed Claims} + \text{Open Claims}}\right)$

***Counts do not include EPIC commercial claims

Monthly Underwriting & Customer Service Labor Expense Overview

Underwriting & Customer Service Expenses

	<u>Month</u>		<u>Year-to-Date</u>	
	Dec-24	Dec-23	2024	2023
LCPIC Underwriting Payroll & Benefits*	248,363	220,787	2,655,244	2,469,740
LCPIC Customer Service Payroll & Benefits*	35,822	28,229	376,382	294,726
Temporary Labor - Customer Service	-	-	-	-
Total Payroll & Benefits	\$284,185	\$249,016	\$3,031,626	\$2,764,466
Total Expenses	\$284,185	\$249,016	\$3,031,626	\$2,764,466

Average Underwriting Expenses - Policies Issued Method

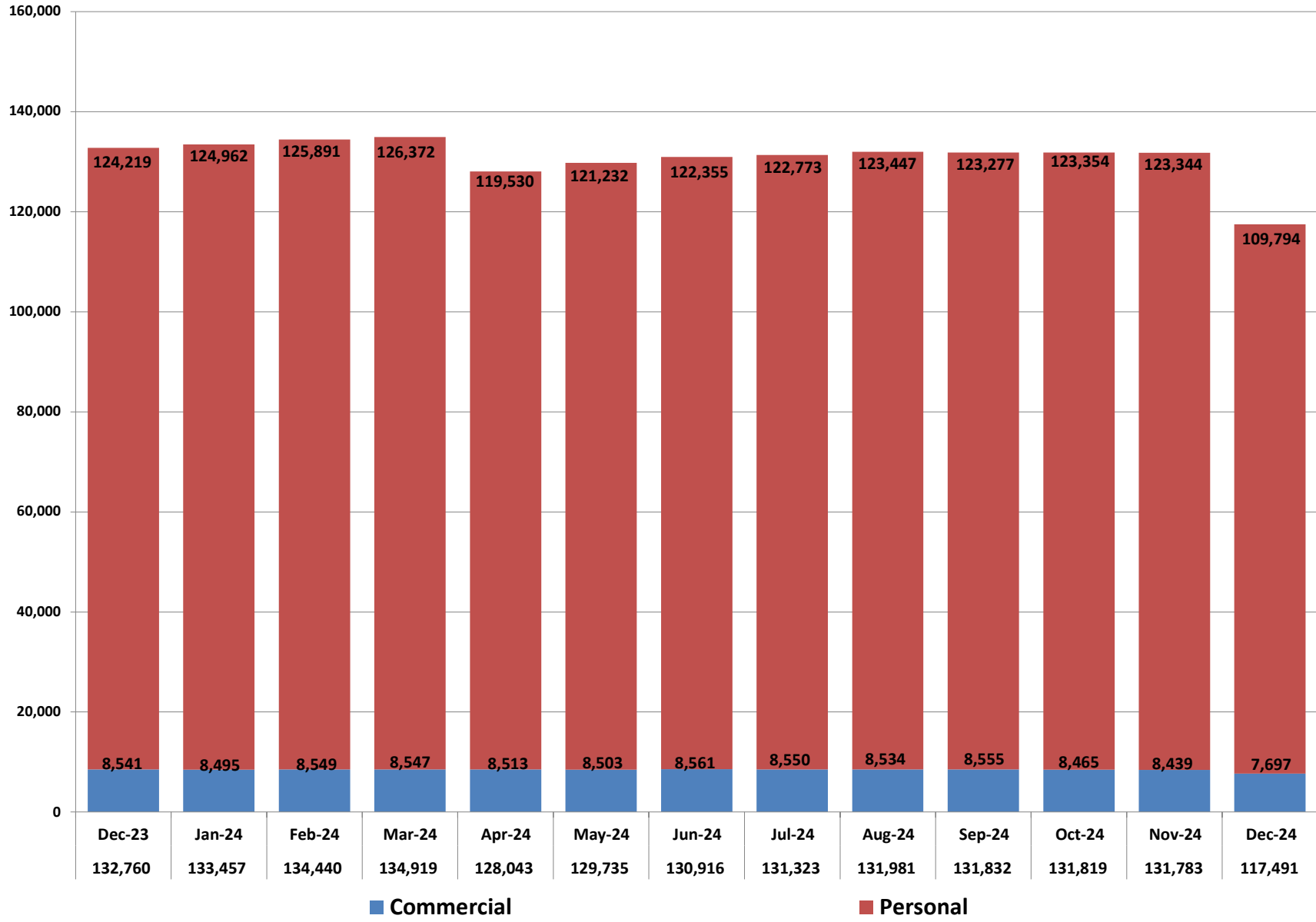
Total Expenses	\$284,185	\$249,016	\$3,031,626	\$2,764,466
New Policies Issued	2,462	3,738	44,003	62,952
Renewal Policies issued	<u>9,405</u>	<u>10,939</u>	<u>117,644</u>	<u>121,217</u>
Total Policies Issued*	11,867	14,677	161,647	184,169
Average Cost Per Policy Issued	\$23.95	\$16.97	\$18.75	\$15.01

Average Underwriting Expenses - Average Inforce Method

Total Expenses	\$284,185	\$249,016	\$3,031,626	\$2,764,466
Average Inforce Policies	<u>133,321</u>	<u>142,956</u>	<u>139,180</u>	<u>142,130</u>
Average Cost Per Policy Inforce	\$2.13	\$1.74	\$21.78	\$19.45

LCPIC Policy Inforce Count by Month - Net of Depop

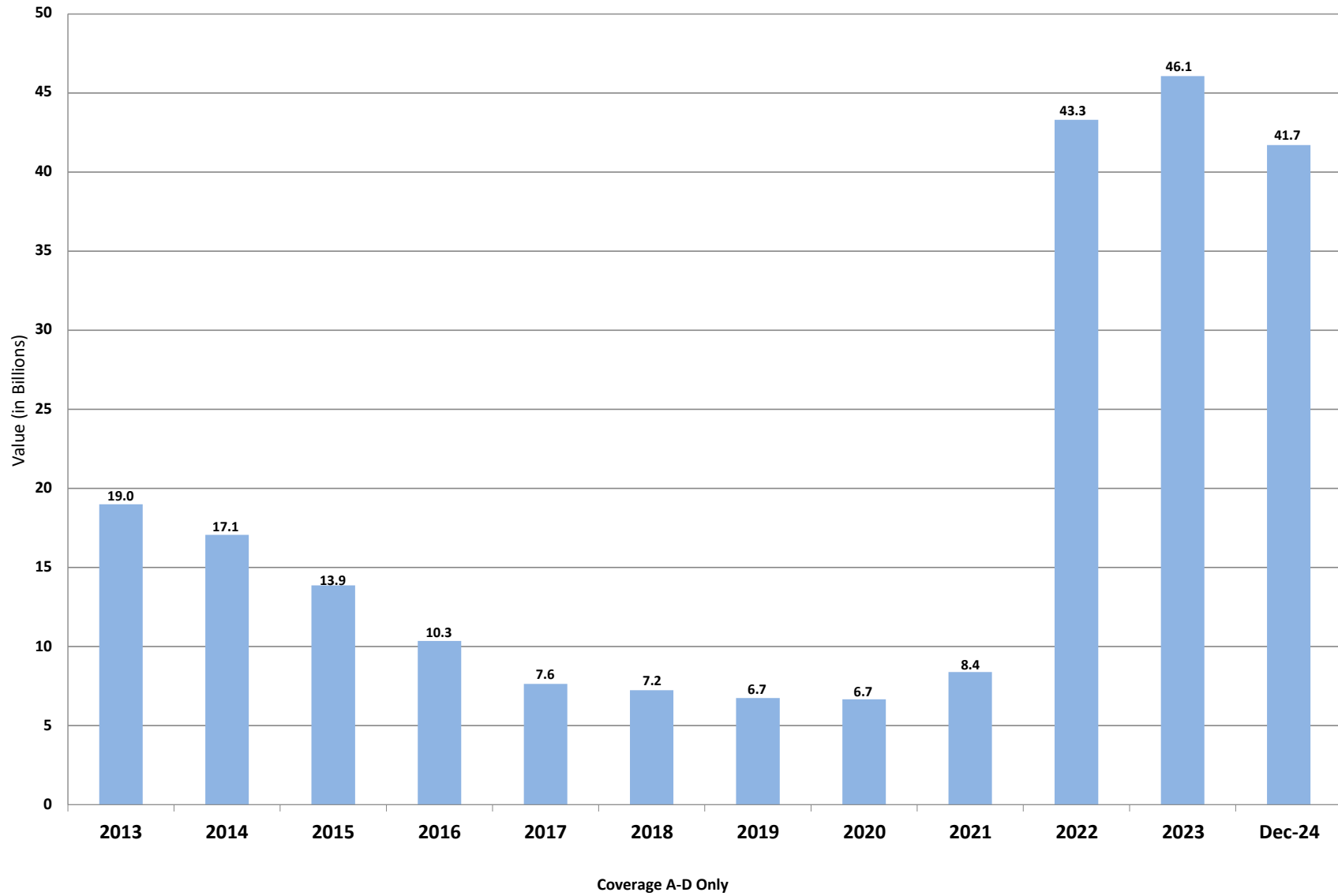
December 2023 to December 2024



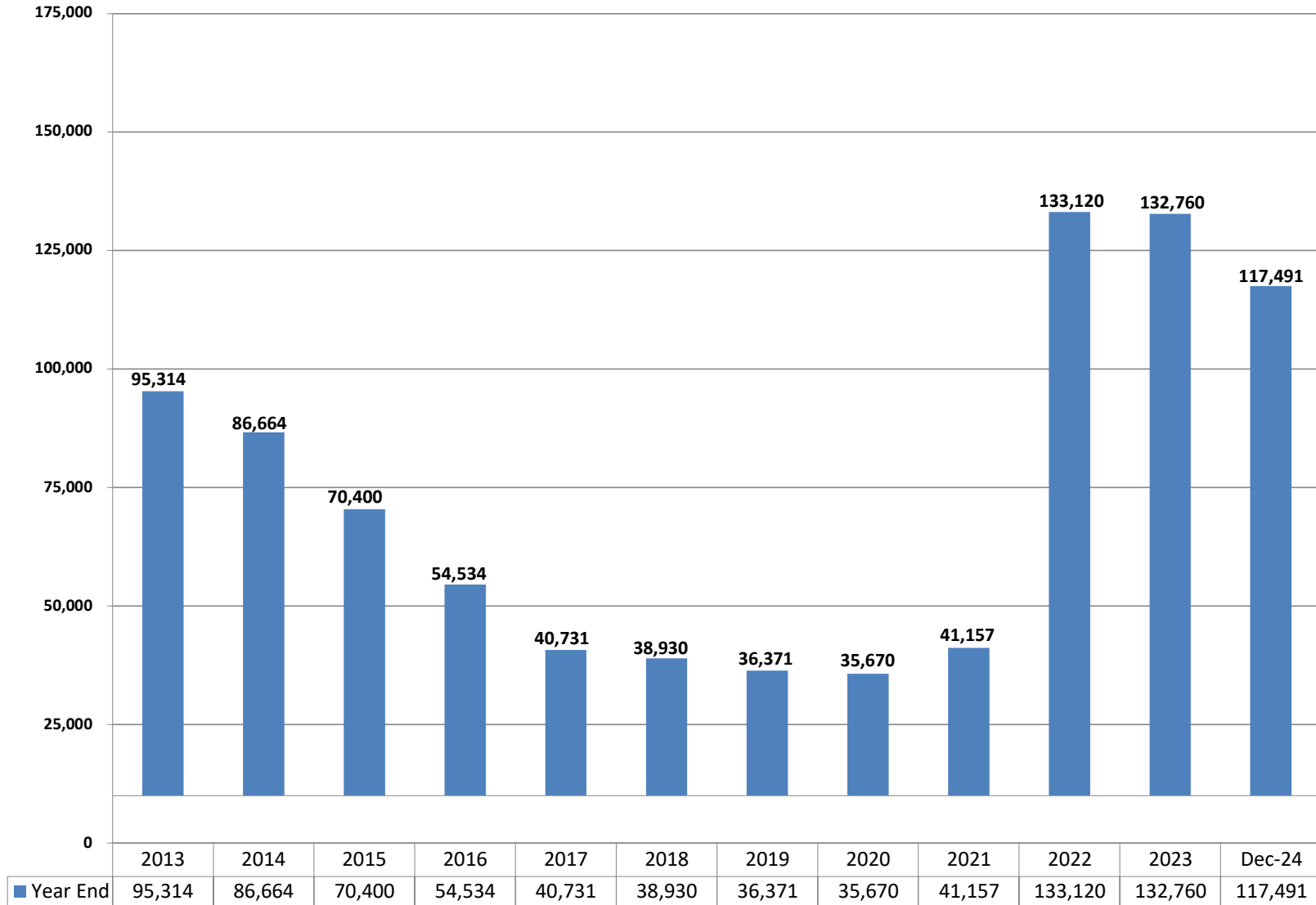
Inforce Policies by Business Type - Before and After Takeout

	Direct		Takeout		Net	
	Inforce Count	Inforce TIV (Cov A-D)	Inforce Count	Inforce TIV (Cov A-D)	Inforce Count	Inforce TIV (Cov A-D)
2016						
Commercial	2,411	925,695,675	0	0	2,411	925,695,675
Dwelling/Fire	58,027	9,998,911,542	10,139	1,930,663,790	47,888	8,068,247,752
Homeowners	5,308	1,687,045,020	1,073	331,030,288	4,235	1,356,014,732
Total	65,746	12,611,652,237	11,212	2,261,694,078	54,534	10,349,958,159
2017						
Commercial	1,917	698,219,319	145	68,986,262	1,772	629,233,057
Dwelling/Fire	45,046	7,701,211,707	8,934	1,609,900,097	36,112	6,091,311,610
Homeowners	3,377	1,091,844,962	530	181,662,634	2,847	910,182,328
Total	50,340	9,491,275,988	9,609	1,860,548,993	40,731	7,630,726,995
2018						
Commercial	1,566	541,521,424	15	7,560,569	1,551	533,960,855
Dwelling/Fire	36,134	6,118,634,043	1,045	185,721,160	35,089	5,932,912,883
Homeowners	2,343	790,049,943	53	19,531,860	2,290	770,518,083
Total	40,043	7,450,205,410	1,113	212,813,589	38,930	7,237,391,821
2019						
Commercial	1,386	469,575,313	0	0	1,386	469,575,313
Dwelling/Fire	33,142	5,631,461,706	94	17,081,940	33,048	5,614,379,766
Homeowners	1,937	659,608,641	0	0	1,937	659,608,641
Total	36,465	6,760,645,660	94	17,081,940	36,371	6,743,563,720
2020						
Commercial	1,297	466,376,258	0	0	1,297	466,376,258
Dwelling/Fire	32,711	5,598,707,747	79	18,066,970	32,632	5,580,640,777
Homeowners	1,742	612,865,456	1	1,444,760	1,741	611,420,696
Total	35,750	6,677,949,461	80	19,511,730	35,670	6,658,437,731
2021						
Commercial	1,779	1,133,671,054	0	0	1,779	1,133,671,054
Dwelling/Fire	37,500	6,526,506,708	11	2,422,920	37,489	6,524,083,788
Homeowners	1,889	725,972,182	0	0	1,889	725,972,182
Total	41,168	8,386,149,944	11	2,422,920	41,157	8,383,727,024
2022						
Commercial	7,474	8,561,010,734	0	0	7,474	8,561,010,734
Dwelling/Fire	106,924	23,841,758,550	3,326	531,178,970	103,598	23,310,579,580
Homeowners	22,394	11,576,418,915	346	137,274,580	22,048	11,439,144,335
Total	136,792	43,979,188,199	3,672	668,453,550	133,120	43,310,734,649
2023						
Commercial	8,541	10,721,652,318	0	0	8,541	10,721,652,318
Dwelling/Fire	116,228	26,760,245,133	7,300	1,785,715,050	108,928	24,974,530,083
Homeowners	17,450	11,357,400,168	2,159	981,099,070	15,291	10,376,301,098
Total	142,219	48,839,297,619	9,459	2,766,814,120	132,760	46,072,483,499
As of December 31, 2024						
Commercial	8,299	9,621,962,070	602	609,851,189	7,697	9,012,110,881
Dwelling/Fire	111,026	26,301,989,144	11,826	2,840,495,515	99,200	23,461,493,629
Homeowners	12,749	10,602,755,833	2,155	1,361,892,095	10,594	9,240,863,738
Total	132,074	46,526,707,047	14,583	4,812,238,799	117,491	41,714,468,248

Total Insured Value - After Takeout



Inforce Policy Count - After Takeout



Takeout Activity by Company Inception-to-Date

Round 18 Assumption 10/1/2023

Company	Initial Assumption	Opt Outs	<u>As of 12/31/2024</u>		Policies Assumed	Premium Assumed
			Canceled/Reinstated Policies			
Safepoint	7,755	(729)	(765)	(510)	5,751	\$19,794
Grand Total	7,755	(729)	(765)	(510)	5,751	19,794

Round 19 Assumption 4/1/2024

Company	Initial Assumption	Opt Outs	<u>As of 12/31/2024</u>		Policies Assumed	Premium Assumed
			Canceled/Reinstated Policies			
Safepoint	7,671	(837)	(507)	(325)	6,002	\$15,482
Ocean Harbor	744	(79)	(59)	(41)	565	\$1,775
Grand Total	8,415	(916)	(566)	(366)	6,567	17,257

Round 20 Assumption 12/1/2024

Company	Initial Assumption	Opt Outs	<u>As of 12/31/2024</u>		Policies Assumed	Premium Assumed
			Canceled/Reinstated Policies			
Cajun Underwriters	12,096	(369)	(183)	(185)	11,359	\$33,097
Ocean Harbor	1,385	(42)	(27)	(23)	1,293	\$3,960
Grand Total	13,481	(411)	(210)	(208)	12,652	37,057

ANNUAL STATEMENT

OF THE

**Louisiana Citizens Property Insurance
Corporation**

2024

OF

Metairie

IN THE STATE OF

Louisiana

TO THE

INSURANCE DEPARTMENT

OF THE

STATE OF Louisiana

FOR THE YEAR ENDED

DECEMBER 31, 2024

PROPERTY AND CASUALTY

2024



PROPERTY AND CASUALTY COMPANIES - ASSOCIATION EDITION

ANNUAL STATEMENT
For the Year Ended December 31, 2024
OF THE CONDITION AND AFFAIRS OF THE
Louisiana Citizens Property Insurance Corporation

NAIC Group Code 00000, 0000 NAIC Company Code 17716 Employer's ID Number 68-0571166
Organized under the Laws of Louisiana, State of Domicile or Port of Entry Louisiana
Country of Domicile United States
Incorporated/Organized 08/15/2003 Commenced Business 01/01/2004
Statutory Home Office One Galleria Blvd., Suite 720, Metairie, LA, US 70001-0000
Main Administrative Office One Galleria Blvd., Suite 720, Metairie, LA, US 70001-0000 504-831-6930
Mail Address One Galleria Blvd., Suite 720, Metairie, LA, US 70001
Primary Location of Books and Records One Galleria Blvd., Suite 720, Metairie, LA, US 70001-0000 504-832-3230
Internet Web Site Address www.lacitizens.com
Statutory Statement Contact Adam C Bourgeois 504-832-3214
abourgeois@lacitizens.com 504-832-2574

OFFICERS

Name Title Name Title
Richard Clay Newberry Chief Executive Officer Paige McClendon Harper Secretary
Joseph Anthony Sciortino Chief Financial Officer

OTHER OFFICERS

Ricky Renardo Lindsey Chief Information Officer

DIRECTORS OR TRUSTEES

Ben Albright # Eric Steven Berger Daryl E. Burckel Brian E. Chambley
William P. Chauvin Michael Firment # Renee' Fontenot Free Jody Guillot #
Robert Page # Kevin Reinke J. William Starr Michael Kirk Talbot
Tim Temple # Steven Werner Sam Wilkinson #

State of LOUISIANA
County of JEFFERSON

The officers of this reporting entity being duly sworn, each depose and say that they are the described officers of said reporting entity, and that on the reporting period stated above, all of the herein described assets were the absolute property of the said reporting entity, free and clear from any liens or claims thereon, except as herein stated, and that this statement, together with related exhibits, schedules and explanations therein contained, annexed or referred to, is a full and true statement of all the assets and liabilities and of the condition and affairs of the said reporting entity as of the reporting period stated above, and of its income and deductions therefrom for the period ended, and have been completed in accordance with the NAIC Annual Statement Instructions and Accounting Practices and Procedures manual except to the extent that: (1) state law may differ; or, (2) that state rules or regulations require differences in reporting not related to accounting practices and procedures, according to the best of their information, knowledge and belief, respectively. Furthermore, the scope of this attestation by the described officers also includes the related corresponding electronic filing with the NAIC, when required, that is an exact copy (except for formatting differences due to electronic filing) of the enclosed statement. The electronic filing may be requested by various regulators in lieu of or in addition to the enclosed statement.

Richard Clay Newberry
Chief Executive Officer

Paige McClendon Harper
Secretary

Joseph Anthony Sciortino
Chief Financial Officer

Subscribed and sworn to before me
this February, 2025

a. Is this an original filing? Yes [X] No []
b. If no:
1. State the amendment number
2. Date filed
3. Number of pages attached

Margaret Marie Guidry, Notary
For Life

ANNUAL STATEMENT FOR THE YEAR 2024 OF THE Louisiana Citizens Property Insurance Corporation

ASSETS

	Current Year			Prior Year
	1 Assets	2 Nonadmitted Assets	3 Net Admitted Assets (Cols. 1 - 2)	4 Net Admitted Assets
1. Bonds (Schedule D).....	167,794,398		167,794,398	113,196,922
2. Stocks (Schedule D):				
2.1 Preferred stocks	0		0	0
2.2 Common stocks	0		0	0
3. Mortgage loans on real estate (Schedule B):				
3.1 First liens			0	0
3.2 Other than first liens			0	0
4. Real estate (Schedule A):				
4.1 Properties occupied by the company (less \$0 encumbrances).....			0	0
4.2 Properties held for the production of income (less \$0 encumbrances)			0	0
4.3 Properties held for sale (less \$0 encumbrances)			0	0
5. Cash (\$277,510,358 , Schedule E-Part 1), cash equivalents (\$403,198,313 , Schedule E-Part 2) and short-term investments (\$17,842,123 , Schedule DA).....	698,550,794		698,550,794	584,468,122
6. Contract loans (including \$ premium notes).....			0	0
7. Derivatives (Schedule DB).....	0		0	0
8. Other invested assets (Schedule BA)	0	0	0	0
9. Receivables for securities			0	0
10. Securities lending reinvested collateral assets (Schedule DL).....			0	0
11. Aggregate write-ins for invested assets	0	0	0	0
12. Subtotals, cash and invested assets (Lines 1 to 11)	866,345,193	0	866,345,193	697,665,044
13. Title plants less \$ charged off (for Title insurers only).....			0	0
14. Investment income due and accrued	2,606,670		2,606,670	1,929,406
15. Premiums and considerations:				
15.1 Uncollected premiums and agents' balances in the course of collection	5,201,538	942,784	4,258,754	3,605,797
15.2 Deferred premiums, agents' balances and installments booked but deferred and not yet due (including \$ earned but unbilled premiums).....	70,080,804	0	70,080,804	78,119,886
15.3 Accrued retrospective premiums (\$) and contracts subject to redetermination (\$)			0	0
16. Reinsurance:				
16.1 Amounts recoverable from reinsurers	7,093,913	1,886,968	5,206,945	4,427,498
16.2 Funds held by or deposited with reinsured companies	0	0	0	0
16.3 Other amounts receivable under reinsurance contracts	22,637,599	22,604,101	33,499	0
17. Amounts receivable relating to uninsured plans	0	0	0	0
18.1 Current federal and foreign income tax recoverable and interest thereon	0	0	0	0
18.2 Net deferred tax asset.....	0	0	0	0
19. Guaranty funds receivable or on deposit	0	0	0	0
20. Electronic data processing equipment and software.....	987,185	873,070	114,115	486,385
21. Furniture and equipment, including health care delivery assets (\$)	204,287	204,287	0	0
22. Net adjustment in assets and liabilities due to foreign exchange rates	0	0	0	0
23. Receivables from parent, subsidiaries and affiliates	0	0	0	0
24. Health care (\$) and other amounts receivable.....	0	0	0	0
25. Aggregate write-ins for other-than-invested assets	131,754,185	1,570,749	130,183,436	186,640,542
26. Total assets excluding Separate Accounts, Segregated Accounts and Protected Cell Accounts (Lines 12 to 25).....	1,106,911,374	28,081,959	1,078,829,416	972,874,558
27. From Separate Accounts, Segregated Accounts and Protected Cell Accounts.....			0	0
28. Total (Lines 26 and 27)	1,106,911,374	28,081,959	1,078,829,416	972,874,558
DETAILS OF WRITE-INS				
1101.			0	0
1102.			0	0
1103.			0	0
1198. Summary of remaining write-ins for Line 11 from overflow page	0	0	0	0
1199. Totals (Lines 1101 through 1103 plus 1198) (Line 11 above)	0	0	0	0
2501. Long-term emergency assessments receivable - 2005 deficit.....	113,000,000		113,000,000	166,530,000
2502. Current emergency assessments receivable - companies.....	17,058,249		17,058,249	20,000,000
2503. Prepaid miscellaneous expenses.....	1,189,750	1,189,750		0
2598. Summary of remaining write-ins for Line 25 from overflow page	506,186	380,999	125,187	110,542
2599. Totals (Lines 2501 through 2503 plus 2598) (Line 25 above)	131,754,185	1,570,749	130,183,436	186,640,542

LIABILITIES, SURPLUS AND OTHER FUNDS

	1 Current Year	2 Prior Year
1. Losses (Part 2A, Line 35, Column 8)	70,310,939	80,949,065
2. Reinsurance payable on paid losses and loss adjustment expenses (Schedule F, Part 1, Column 6)	0	0
3. Loss adjustment expenses (Part 2A, Line 35, Column 9)	13,171,305	13,358,228
4. Commissions payable, contingent commissions and other similar charges	11,725,749	13,129,284
5. Other expenses (excluding taxes, licenses and fees)	7,144,846	8,270,935
6. Taxes, licenses and fees (excluding federal and foreign income taxes)	0	5,438,495
7.1 Current federal and foreign income taxes (including \$ on realized capital gains (losses))	0	0
7.2 Net deferred tax liability	0	0
8. Borrowed money \$115,468,370 and interest thereon \$432,611	115,900,981	172,492,417
9. Unearned premiums (Part 1A, Line 38, Column 5) (after deducting unearned premiums for ceded reinsurance of \$ and including warranty reserves of \$ and accrued accident and health experience rating refunds including \$ for medical loss ratio rebate per the Public Health Service Act)	265,255,486	331,720,034
10. Advance premium	3,893,584	3,808,662
11. Dividends declared and unpaid:		
11.1 Stockholders	0	0
11.2 Policyholders	0	0
12. Ceded reinsurance premiums payable (net of ceding commissions)	0	194,667
13. Funds held by company under reinsurance treaties (Schedule F, Part 3, Column 20)	0	0
14. Amounts withheld or retained by company for account of others	5,416	10,655
15. Remittances and items not allocated	0	2,750
16. Provision for reinsurance (including \$75,798 certified) (Schedule F, Part 3, Column 78)	90,721	87,088
17. Net adjustments in assets and liabilities due to foreign exchange rates	0	0
18. Drafts outstanding	0	0
19. Payable to parent, subsidiaries and affiliates	0	0
20. Derivatives	0	0
21. Payable for securities	0	0
22. Payable for securities lending	0	0
23. Liability for amounts held under uninsured plans	0	0
24. Capital notes \$ and interest thereon \$	0	0
25. Aggregate write-ins for liabilities	204,992,719	148,814,080
26. Total liabilities excluding protected cell liabilities (Lines 1 through 25)	692,491,746	778,276,360
27. Protected cell liabilities	0	0
28. Total liabilities (Lines 26 and 27)	692,491,746	778,276,360
29. Aggregate write-ins for special surplus funds	978,205,000	978,205,000
30. Common capital stock	0	0
31. Preferred capital stock	0	0
32. Aggregate write-ins for other-than-special surplus funds	0	0
33. Surplus notes	0	0
34. Gross paid in and contributed surplus	0	0
35. Unassigned funds (surplus)	(591,867,331)	(783,606,802)
36. Less treasury stock, at cost:		
36.1 shares common (value included in Line 30 \$)	0	0
36.2 shares preferred (value included in Line 31 \$)	0	0
37. Surplus as regards policyholders (Lines 29 to 35, less 36) (Page 4, Line 39)	386,337,669	194,598,198
38. Totals (Page 2, Line 28, Col. 3)	1,078,829,416	972,874,558
DETAILS OF WRITE-INS		
2501. Restricted assessments.....	157,842,852	129,001,482
2502. Take out premium payable.....	29,359,777	1,447,572
2503. Unearned tax exempt surcharge.....	8,992,675	10,544,414
2598. Summary of remaining write-ins for Line 25 from overflow page	8,797,415	7,820,612
2599. Totals (Lines 2501 through 2503 plus 2598) (Line 25 above)	204,992,719	148,814,080
2901. Emergency Assessment Proceeds.....	978,205,000	978,205,000
2902.	0	0
2903.	0	0
2998. Summary of remaining write-ins for Line 29 from overflow page	0	0
2999. Totals (Lines 2901 through 2903 plus 2998) (Line 29 above)	978,205,000	978,205,000
3201.	0	0
3202.	0	0
3203.	0	0
3298. Summary of remaining write-ins for Line 32 from overflow page	0	0
3299. Totals (Lines 3201 through 3203 plus 3298) (Line 32 above)	0	0

ANNUAL STATEMENT FOR THE YEAR 2024 OF THE Louisiana Citizens Property Insurance Corporation

STATEMENT OF INCOME

	1 Current Year	2 Prior Year
UNDERWRITING INCOME		
1. Premiums earned (Part 1, Line 35, Column 4)	305,699,501	260,616,120
DEDUCTIONS:		
2. Losses incurred (Part 2, Line 35, Column 7)	65,600,113	83,356,956
3. Loss adjustment expenses incurred (Part 3, Line 25, Column 1)	17,402,750	14,922,572
4. Other underwriting expenses incurred (Part 3, Line 25, Column 2)	70,371,918	85,563,298
5. Aggregate write-ins for underwriting deductions	0	0
6. Total underwriting deductions (Lines 2 through 5)	153,374,781	183,842,827
7. Net income of protected cells	0	0
8. Net underwriting gain (loss) (Line 1 minus Line 6 plus Line 7)	152,324,721	76,773,293
INVESTMENT INCOME		
9. Net investment income earned (Exhibit of Net Investment Income, Line 17)	22,388,074	9,459,667
10. Net realized capital gains (losses) less capital gains tax of \$	(Exhibit of Capital Gains (Losses))	0
11. Net investment gain (loss) (Lines 9 + 10)	22,388,074	9,459,667
OTHER INCOME		
12. Net gain (loss) from agents' or premium balances charged off (amount recovered \$	amount	
charged off \$ 55,517)	(55,517)	(99,475)
13. Finance and service charges not included in premiums	1,216,124	800,268
14. Aggregate write-ins for miscellaneous income	(106,970)	3,988,915
15. Total other income (Lines 12 through 14)	1,053,637	4,689,708
16. Net income before dividends to policyholders, after capital gains tax and before all other federal and foreign income taxes (Lines 8 + 11 + 15)	175,766,432	90,922,668
17. Dividends to policyholders	0	0
18. Net income, after dividends to policyholders, after capital gains tax and before all other federal and foreign income taxes (Line 16 minus Line 17)	175,766,432	90,922,668
19. Federal and foreign income taxes incurred	0	0
20. Net income (Line 18 minus Line 19) (to Line 22)	175,766,432	90,922,668
CAPITAL AND SURPLUS ACCOUNT		
21. Surplus as regards policyholders, December 31 prior year (Page 4, Line 39, Column 2)	194,598,198	77,089,432
22. Net income (from Line 20)	175,766,432	90,922,668
23. Net transfers (to) from Protected Cell accounts	0	0
24. Change in net unrealized capital gains or (losses) less capital gains tax of \$	0	0
25. Change in net unrealized foreign exchange capital gain (loss)	0	0
26. Change in net deferred income tax	0	0
27. Change in nonadmitted assets (Exhibit of Nonadmitted Assets, Line 28, Col. 3)	(2,717,513)	10,220,575
28. Change in provision for reinsurance (Page 3, Line 16, Column 2 minus Column 1)	(3,633)	106,451
29. Change in surplus notes	0	0
30. Surplus (contributed to) withdrawn from protected cells	0	0
31. Cumulative effect of changes in accounting principles	0	0
32. Capital changes:		
32.1 Paid in	0	0
32.2 Transferred from surplus (Stock Dividend)	0	0
32.3 Transferred to surplus	0	0
33. Surplus adjustments:		
33.1 Paid in	0	0
33.2 Transferred to capital (Stock Dividend)	0	0
33.3 Transferred from capital	0	0
34. Net remittances from or (to) Home Office	0	0
35. Dividends to stockholders	0	0
36. Change in treasury stock (Page 3, Lines 36.1 and 36.2, Column 2 minus Column 1)	0	0
37. Aggregate write-ins for gains and losses in surplus	18,694,184	16,259,072
38. Change in surplus as regards policyholders for the year (Lines 22 through 37)	191,739,471	117,508,766
39. Surplus as regards policyholders, December 31 current year (Line 21 plus Line 38) (Page 3, Line 37)	386,337,669	194,598,198
DETAILS OF WRITE-INS		
0501.	0	0
0502.	0	0
0503.	0	0
0598. Summary of remaining write-ins for Line 5 from overflow page	0	0
0599. Totals (Lines 0501 through 0503 plus 0598) (Line 5 above)	0	0
1401. Application Fees	2,858,747	4,092,847
1402. Miscellaneous Income	35,754	32,120
1403. NSF fees recovered	11,020	10,620
1498. Summary of remaining write-ins for Line 14 from overflow page	(3,012,491)	(146,672)
1499. Totals (Lines 1401 through 1403 plus 1498) (Line 14 above)	(106,970)	3,988,915
3701. Tax exempt surcharge	17,142,446	19,567,677
3702. Change in unearned tax exempt surcharge	1,551,738	(3,308,605)
3703. Excess regular assessment recoupments	0	0
3798. Summary of remaining write-ins for Line 37 from overflow page	0	0
3799. Totals (Lines 3701 through 3703 plus 3798) (Line 37 above)	18,694,184	16,259,072

ANNUAL STATEMENT FOR THE YEAR 2024 OF THE Louisiana Citizens Property Insurance Corporation

CASH FLOW

	1 Current Year	2 Prior Year
Cash from Operations		
1. Premiums collected net of reinsurance	237,745,379	283,107,462
2. Net investment income	23,404,178	10,941,761
3. Miscellaneous income	1,053,637	4,689,708
4. Total (Lines 1 through 3)	262,203,194	298,738,931
5. Benefit and loss related payments	69,695,772	9,997,832
6. Net transfers to Separate Accounts, Segregated Accounts and Protected Cell Accounts	0	0
7. Commissions, expenses paid and aggregate write-ins for deductions	95,929,709	89,475,488
8. Dividends paid to policyholders	0	0
9. Federal and foreign income taxes paid (recovered) net of \$ tax on capital gains (losses).....	0	0
10. Total (Lines 5 through 9)	165,625,482	99,473,320
11. Net cash from operations (Line 4 minus Line 10)	96,577,713	199,265,610
Cash from Investments		
12. Proceeds from investments sold, matured or repaid:		
12.1 Bonds	39,860,000	19,695,000
12.2 Stocks	0	0
12.3 Mortgage loans	0	0
12.4 Real estate	0	0
12.5 Other invested assets	0	0
12.6 Net gains or (losses) on cash, cash equivalents and short-term investments	0	0
12.7 Miscellaneous proceeds	0	0
12.8 Total investment proceeds (Lines 12.1 to 12.7)	39,860,000	19,695,000
13. Cost of investments acquired (long-term only):		
13.1 Bonds	96,150,844	51,504,504
13.2 Stocks	0	0
13.3 Mortgage loans	0	0
13.4 Real estate	0	0
13.5 Other invested assets	0	0
13.6 Miscellaneous applications	0	0
13.7 Total investments acquired (Lines 13.1 to 13.6)	96,150,844	51,504,504
14. Net increase/(decrease) in contract loans and premium notes	0	0
15. Net cash from investments (Line 12.8 minus Line 13.7 minus Line 14)	(56,290,844)	(31,809,504)
Cash from Financing and Miscellaneous Sources		
16. Cash provided (applied):		
16.1 Surplus notes, capital notes	0	0
16.2 Capital and paid in surplus, less treasury stock	0	0
16.3 Borrowed funds	(56,591,436)	(55,140,571)
16.4 Net deposits on deposit-type contracts and other insurance liabilities	0	0
16.5 Dividends to stockholders	0	0
16.6 Other cash provided (applied)	130,387,239	114,144,213
17. Net cash from financing and miscellaneous sources (Lines 16.1 to 16.4 minus Line 16.5 plus Line 16.6)	73,795,803	59,003,641
RECONCILIATION OF CASH, CASH EQUIVALENTS AND SHORT-TERM INVESTMENTS		
18. Net change in cash, cash equivalents and short-term investments (Line 11, plus Lines 15 and 17)	114,082,672	226,459,747
19. Cash, cash equivalents and short-term investments:		
19.1 Beginning of year	584,468,122	358,008,375
19.2 End of year (Line 18 plus Line 19.1)	698,550,794	584,468,122

UNDERWRITING AND INVESTMENT EXHIBIT

PART 1 - PREMIUMS EARNED

Line of Business		1	2	3	4
		Net Premiums Written per Column 6, Part 1B	Unearned Premiums Dec. 31 Prior Year - per Col. 3, Last Year's Part 1	Unearned Premiums Dec. 31 Current Year - per Col. 5 Part 1A	Premiums Earned During Year (Cols. 1 + 2 - 3)
1.	Fire	18,339,557	23,418,527	20,603,642	21,154,441
2.1	Allied lines	185,183,678	239,488,926	197,301,610	227,370,994
2.2	Multiple peril crop	0	0	0	0
2.3	Federal flood	0	0	0	0
2.4	Private crop	0	0	0	0
2.5	Private flood	0	0	0	0
3.	Farmowners multiple peril	0	0	0	0
4.	Homeowners multiple peril	35,711,718	68,812,582	47,350,233	57,174,067
5.1	Commercial multiple peril (non-liability portion)	0	0	0	0
5.2	Commercial multiple peril (liability portion)	0	0	0	0
6.	Mortgage guaranty	0	0	0	0
8.	Ocean marine	0	0	0	0
9.1	Inland marine	0	0	0	0
9.2	Pet insurance plans	0	0	0	0
10.	Financial guaranty	0	0	0	0
11.1	Medical professional liability-occurrence	0	0	0	0
11.2	Medical professional liability-claims-made	0	0	0	0
12.	Earthquake	0	0	0	0
13.1	Comprehensive (hospital and medical) individual	0	0	0	0
13.2	Comprehensive (hospital and medical) group	0	0	0	0
14.	Credit accident and health (group and individual)	0	0	0	0
15.1	Vision only	0	0	0	0
15.2	Dental only	0	0	0	0
15.3	Disability income	0	0	0	0
15.4	Medicare supplement	0	0	0	0
15.5	Medicaid Title XIX	0	0	0	0
15.6	Medicare Title XVIII	0	0	0	0
15.7	Long-term care	0	0	0	0
15.8	Federal employees health benefits plan	0	0	0	0
15.9	Other health	0	0	0	0
16.	Workers' compensation	0	0	0	0
17.1	Other liability-occurrence	0	0	0	0
17.2	Other liability-claims-made	0	0	0	0
17.3	Excess workers' compensation	0	0	0	0
18.1	Products liability-occurrence	0	0	0	0
18.2	Products liability-claims-made	0	0	0	0
19.1	Private passenger auto no-fault (personal injury protection)	0	0	0	0
19.2	Other private passenger auto liability	0	0	0	0
19.3	Commercial auto no-fault (personal injury protection)	0	0	0	0
19.4	Other commercial auto liability	0	0	0	0
21.1	Private passenger auto physical damage	0	0	0	0
21.2	Commercial auto physical damage	0	0	0	0
22.	Aircraft (all perils)	0	0	0	0
23.	Fidelity	0	0	0	0
24.	Surety	0	0	0	0
26.	Burglary and theft	0	0	0	0
27.	Boiler and machinery	0	0	0	0
28.	Credit	0	0	0	0
29.	International	0	0	0	0
30.	Warranty	0	0	0	0
31.	Reinsurance-nonproportional assumed property	0	0	0	0
32.	Reinsurance-nonproportional assumed liability	0	0	0	0
33.	Reinsurance-nonproportional assumed financial lines	0	0	0	0
34.	Aggregate write-ins for other lines of business	0	0	0	0
35.	TOTALS	239,234,953	331,720,034	265,255,486	305,699,501
DETAILS OF WRITE-INS					
3401.				
3402.				
3403.				
3498.	Sum. of remaining write-ins for Line 34 from overflow page	0	0	0	0
3499.	Totals (Lines 3401 through 3403 plus 3498) (Line 34 above)	0	0	0	0

UNDERWRITING AND INVESTMENT EXHIBIT

PART 1A - RECAPITULATION OF ALL PREMIUMS

Line of Business		1 Amount Unearned (Running One Year or Less from Date of Policy) (a)	2 Amount Unearned (Running More Than One Year from Date of Policy) (a)	3 Earned but Unbilled Premium	4 Reserve for Rate Credits and Retrospective Adjustments Based on Experience	5 Total Reserve for Unearned Premiums Cols. 1+2+3+4
1.	Fire	20,603,642				20,603,642
2.1	Allied lines	197,301,610				197,301,610
2.2	Multiple peril crop					0
2.3	Federal flood					0
2.4	Private crop					0
2.5	Private flood					0
3.	Farmowners multiple peril					0
4.	Homeowners multiple peril	47,350,233				47,350,233
5.1	Commercial multiple peril (non-liability portion)					0
5.2	Commercial multiple peril (liability portion)					0
6.	Mortgage guaranty					0
8.	Ocean marine					0
9.1	Inland marine					0
9.2	Pet insurance plans					0
10.	Financial guaranty					0
11.1	Medical professional liability-occurrence					0
11.2	Medical professional liability-claims-made					0
12.	Earthquake					0
13.1	Comprehensive (hospital and medical) individual					0
13.2	Comprehensive (hospital and medical) group					0
14.	Credit accident and health (group and individual)					0
15.1	Vision only					0
15.2	Dental only					0
15.3	Disability income					0
15.4	Medicare supplement					0
15.5	Medicaid title XIX					0
15.6	Medicare title XVIII					0
15.7	Long-term care					0
15.8	Federal employees health benefits plan					0
15.9	Other health					0
16.	Workers' compensation					0
17.1	Other liability-occurrence					0
17.2	Other liability-claims-made					0
17.3	Excess workers' compensation					0
18.1	Products liability-occurrence					0
18.2	Products liability-claims-made					0
19.1	Private passenger auto no-fault (personal injury protection)					0
19.2	Other private passenger auto liability					0
19.3	Commercial auto no-fault (personal injury protection)					0
19.4	Other commercial auto liability					0
21.1	Private passenger auto physical damage					0
21.2	Commercial auto physical damage					0
22.	Aircraft (all perils)					0
23.	Fidelity					0
24.	Surety					0
26.	Burglary and theft					0
27.	Boiler and machinery					0
28.	Credit					0
29.	International					0
30.	Warranty					0
31.	Reinsurance-nonproportional assumed property					0
32.	Reinsurance-nonproportional assumed liability					0
33.	Reinsurance-nonproportional assumed financial lines					0
34.	Aggregate write-ins for other lines of business	0	0	0	0	0
35.	TOTALS	265,255,486	0	0	0	265,255,486
36.	Accrued retrospective premiums based on experience					
37.	Earned but unbilled premiums					
38.	Balance (Sum of Lines 35 through 37)					265,255,486
DETAILS OF WRITE-INS						
3401.					0
3402.					0
3403.					0
3498.	Sum. of remaining write-ins for Line 34 from overflow page	0	0	0	0	0
3499.	Totals (Lines 3401 through 3403 plus 3498) (Line 34 above)	0	0	0	0	0

(a) State here basis of computation used in each case.

UNDERWRITING AND INVESTMENT EXHIBIT

PART 1B - PREMIUMS WRITTEN

Line of Business	1		Reinsurance Assumed		Reinsurance Ceded		6 Net Premiums Written Cols. 1+2+3-4-5
	Direct Business (a)		2 From Affiliates	3 From Non-Affiliates	4 To Affiliates	5 To Non-Affiliates	
1. Fire	41,237,267					22,897,710	18,339,557
2.1 Allied lines	393,788,823					208,605,144	185,183,678
2.2 Multiple peril crop							0
2.3 Federal flood							0
2.4 Private crop							0
2.5 Private flood							0
3. Farmowners multiple peril							0
4. Homeowners multiple peril	83,250,611					47,538,893	35,711,718
5.1 Commercial multiple peril (non-liability portion)							0
5.2 Commercial multiple peril (liability portion)							0
6. Mortgage guaranty							0
8. Ocean marine							0
9.1 Inland marine							0
9.2 Pet insurance plans							0
10. Financial guaranty							0
11.1 Medical professional liability-occurrence							0
11.2 Medical professional liability-claims-made							0
12. Earthquake							0
13.1 Comprehensive (hospital and medical) individual							0
13.2 Comprehensive (hospital and medical) group							0
14. Credit accident and health (group and individual)							0
15.1 Vision only							0
15.2 Dental only							0
15.3 Disability income							0
15.4 Medicare supplement							0
15.5 Medicaid Title XIX							0
15.6 Medicare Title XVIII							0
15.7 Long-term care							0
15.8 Federal employees health benefits plan							0
15.9 Other health							0
16. Workers' compensation							0
17.1 Other liability-occurrence							0
17.2 Other liability-claims-made							0
17.3 Excess workers' compensation							0
18.1 Products liability-occurrence							0
18.2 Products liability-claims-made							0
19.1 Private passenger auto no-fault (personal injury protection)							0
19.2 Other private passenger auto liability							0
19.3 Commercial auto no-fault (personal injury protection)							0
19.4 Other commercial auto liability							0
21.1 Private passenger auto physical							0
21.2 Commercial auto physical damage							0
22. Aircraft (all perils)							0
23. Fidelity							0
24. Surety							0
26. Burglary and theft							0
27. Boiler and machinery							0
28. Credit							0
29. International							0
30. Warranty							0
31. Reinsurance-nonproportional assumed property	XXX						0
32. Reinsurance-nonproportional assumed liability	XXX						0
33. Reinsurance-nonproportional assumed financial lines	XXX						0
34. Aggregate write-ins for other lines of business	0	0	0	0	0	0	0
35. TOTALS	518,276,701	0	0	0	0	279,041,748	239,234,953
DETAILS OF WRITE-INS							
3401.							0
3402.							0
3403.							0
3498. Sum. Of remaining write-ins for Line 34 from overflow page	0	0	0	0	0	0	0
3499. Totals (Lines 3401 through 3403 plus 3498) (Line 34 above)	0	0	0	0	0	0	0

(a) Does the company's direct premiums written include premiums recorded on an installment basis? Yes [] No [X]

If yes: 1. The amount of such installment premiums \$

2. Amount at which such installment premiums would have been reported had they been recorded on an annualized basis \$

ANNUAL STATEMENT FOR THE YEAR 2024 OF THE Louisiana Citizens Property Insurance Corporation

UNDERWRITING AND INVESTMENT EXHIBIT

PART 2 - LOSSES PAID AND INCURRED

Line of Business	Losses Paid Less Salvage				5 Net Losses Unpaid Current Year (Part 2A, Col. 8)	6 Net Losses Unpaid Prior Year	7 Losses Incurred Current Year (Cols. 4 + 5 - 6)	8 Percentage of Losses Incurred (Col. 7, Part 2) to Premiums Earned (Col. 4, Part 1)
	1 Direct Business	2 Reinsurance Assumed	3 Reinsurance Recovered	4 Net Payments (Cols. 1 + 2 - 3)				
1. Fire	15,521,776			15,521,776	3,621,543	4,124,326	15,018,992	71.0
2.1 Allied lines	73,949,520		27,176,634	46,772,887	52,507,374	61,536,130	37,744,130	16.6
2.2 Multiple peril crop				0	0	0	0	0.0
2.3 Federal flood				0	0	0	0	0.0
2.4 Private crop				0	0	0	0	0.0
2.5 Private flood				0	0	0	0	0.0
3. Farmowners multiple peril				0	0	0	0	0.0
4. Homeowners multiple peril	16,146,302		2,202,726	13,943,577	14,182,022	15,288,608	12,836,990	22.5
5.1 Commercial multiple peril (non-liability portion)				0	0	0	0	0.0
5.2 Commercial multiple peril (liability portion)				0	0	0	0	0.0
6. Mortgage guaranty				0	0	0	0	0.0
8. Ocean marine				0	0	0	0	0.0
9.1 Inland marine				0	0	0	0	0.0
9.2 Pet insurance plans				0	0	0	0	0.0
10. Financial guaranty				0	0	0	0	0.0
11.1 Medical professional liability-occurrence				0	0	0	0	0.0
11.2 Medical professional liability-claims-made				0	0	0	0	0.0
12. Earthquake				0	0	0	0	0.0
13.1. Comprehensive (hospital and medical) individual				0	0	0	0	0.0
13.2. Comprehensive (hospital and medical) group				0	0	0	0	0.0
14. Credit accident and health (group and individual)				0	0	0	0	0.0
15.1. Vision only				0	0	0	0	0.0
15.2. Dental only				0	0	0	0	0.0
15.3. Disability income				0	0	0	0	0.0
15.4. Medicare supplement				0	0	0	0	0.0
15.5. Medicaid Title XIX				0	0	0	0	0.0
15.6. Medicare Title XVIII				0	0	0	0	0.0
15.7. Long-term care				0	0	0	0	0.0
15.8. Federal employees health benefits plan				0	0	0	0	0.0
15.9. Other health				0	0	0	0	0.0
16. Workers' compensation				0	0	0	0	0.0
17.1 Other liability-occurrence				0	0	0	0	0.0
17.2 Other liability-claims-made				0	0	0	0	0.0
17.3 Excess workers' compensation				0	0	0	0	0.0
18.1 Products liability-occurrence				0	0	0	0	0.0
18.2 Products liability-claims-made				0	0	0	0	0.0
19.1 Private passenger auto no-fault (personal injury protection)				0	0	0	0	0.0
19.2 Other private passenger auto liability				0	0	0	0	0.0
19.3 Commercial auto no-fault (personal injury protection)				0	0	0	0	0.0
19.4 Other commercial auto liability				0	0	0	0	0.0
21.1 Private passenger auto physical damage				0	0	0	0	0.0
21.2 Commercial auto physical damage				0	0	0	0	0.0
22. Aircraft (all perils)				0	0	0	0	0.0
23. Fidelity				0	0	0	0	0.0
24. Surety				0	0	0	0	0.0
26. Burglary and theft				0	0	0	0	0.0
27. Boiler and machinery				0	0	0	0	0.0
28. Credit				0	0	0	0	0.0
29. International				0	0	0	0	0.0
30. Warranty				0	0	0	0	0.0
31. Reinsurance-nonproportional assumed property	XXX			0	0	0	0	0.0
32. Reinsurance-nonproportional assumed liability	XXX			0	0	0	0	0.0
33. Reinsurance-nonproportional assumed financial lines	XXX			0	0	0	0	0.0
34. Aggregate write-ins for other lines of business	0	0	0	0	0	0	0	0.0
35. TOTALS	105,617,598	0	29,379,359	76,238,239	70,310,939	80,949,065	65,600,113	21.5
DETAILS OF WRITE-INS								
3401.				0	0	0	0	0.0
3402.				0	0	0	0	0.0
3403.				0	0	0	0	0.0
3498. Sum. of remaining write-ins for Line 34 from overflow page	0	0	0	0	0	0	0	0.0
3499. Totals (Lines 3401 through 3403 + 3498) (Line 34 above)	0	0	0	0	0	0	0	0.0

ANNUAL STATEMENT FOR THE YEAR 2024 OF THE Louisiana Citizens Property Insurance Corporation

UNDERWRITING AND INVESTMENT EXHIBIT

PART 2A - UNPAID LOSSES AND LOSS ADJUSTMENT EXPENSES

Line of Business	Reported Losses				Incurred But Not Reported			8 Net Losses Unpaid (Cols. 4+5+6-7)	9 Net Unpaid Loss Adjustment Expenses
	1 Direct	2 Reinsurance Assumed	3 Deduct Reinsurance Recoverable	4 Net Losses Excl. Incurred But Not Reported (Cols. 1+2-3)	5 Direct	6 Reinsurance Assumed	7 Reinsurance Ceded		
1. Fire	3,298,590			3,298,590	322,953			3,621,543	375,502
2.1 Allied lines	13,236,540		6,802,963	6,433,577	92,803,377		46,729,580	52,507,374	10,375,146
2.2 Multiple peril crop				0				0	
2.3 Federal flood				0				0	
2.4 Private crop				0				0	
2.5 Private flood				0				0	
3. Farmowners multiple peril				0				0	
4. Homeowners multiple peril	5,799,217		1,136,042	4,663,175	11,433,480		1,914,633	14,182,022	2,420,657
5.1 Commercial multiple peril (non-liability portion)				0				0	
5.2 Commercial multiple peril (liability portion)				0				0	
6. Mortgage guaranty				0				0	
8. Ocean marine				0				0	
9.1 Inland marine				0				0	
9.2 Pet insurance plans				0				0	
10. Financial guaranty				0				0	
11.1 Medical professional liability-occurrence				0				0	
11.2 Medical professional liability-claims-made				0				0	
12. Earthquake				0				0	
13.1 Comprehensive (hospital and medical) individual				0			(a)	0	
13.2 Comprehensive (hospital and medical) group				0			(a)	0	
14. Credit accident and health (group and individual)				0				0	
15.1 Vision only				0			(a)	0	
15.2 Dental only				0			(a)	0	
15.3 Disability income				0			(a)	0	
15.4 Medicare supplement				0			(a)	0	
15.5 Medicaid Title XIX				0			(a)	0	
15.6 Medicare Title XVIII				0			(a)	0	
15.7 Long-term care				0			(a)	0	
15.8 Federal employees health benefits plan				0			(a)	0	
15.9 Other health				0			(a)	0	
16. Workers' compensation				0				0	
17.1 Other liability-occurrence				0				0	
17.2 Other liability-claims-made				0				0	
17.3 Excess workers' compensation				0				0	
18.1 Products liability-occurrence				0				0	
18.2 Products liability-claims-made				0				0	
19.1 Private passenger auto no-fault (personal injury protection)				0				0	
19.2 Other private passenger auto liability				0				0	
19.3 Commercial auto no-fault (personal injury protection)				0				0	
19.4 Other commercial auto liability				0				0	
21.1 Private passenger auto physical damage				0				0	
21.2 Commercial auto physical damage				0				0	
22. Aircraft (all perils)				0				0	
23. Fidelity				0				0	
24. Surety				0				0	
26. Burglary and theft				0				0	
27. Boiler and machinery				0				0	
28. Credit				0				0	
29. International				0				0	
30. Warranty				0				0	
31. Reinsurance-nonproportional assumed property				0	XXX			0	
32. Reinsurance-nonproportional assumed liability				0	XXX			0	
33. Reinsurance-nonproportional assumed financial lines				0	XXX			0	
34. Aggregate write-ins for other lines of business	0	0	0	0	0	0	0	0	0
35. TOTALS	22,334,347	0	7,939,005	14,395,342	104,559,810	0	48,644,214	70,310,939	13,171,305
DETAILS OF WRITE-INS									
3401.				0				0	
3402.				0				0	
3403.				0				0	
3498. Sum. of remaining write-ins for Line 34 from overflow page	0	0	0	0	0	0	0	0	0
3499. Totals (Lines 3401 through 3403 + 3498) (Line 34 above)	0	0	0	0	0	0	0	0	0

(a) Including \$ for present value of life indemnity claims reported in lines 13 and 15.

UNDERWRITING AND INVESTMENT EXHIBIT

PART 3 - EXPENSES

	1 Loss Adjustment Expenses	2 Other Underwriting Expenses	3 Investment Expenses	4 Total
1. Claim adjustment services:				
1.1 Direct	8,345,668			8,345,668
1.2 Reinsurance assumed				0
1.3 Reinsurance ceded	708,871			708,871
1.4 Net claim adjustment services (1.1 + 1.2 - 1.3)	7,636,797	0	0	7,636,797
2. Commission and brokerage:				
2.1 Direct, excluding contingent		48,661,637		48,661,637
2.2 Reinsurance assumed, excluding contingent				0
2.3 Reinsurance ceded, excluding contingent				0
2.4 Contingent-direct				0
2.5 Contingent-reinsurance assumed				0
2.6 Contingent-reinsurance ceded				0
2.7 Policy and membership fees				0
2.8 Net commission and brokerage (2.1 + 2.2 - 2.3 + 2.4 + 2.5 - 2.6 + 2.7)	0	48,661,637	0	48,661,637
3. Allowances to manager and agents				0
4. Advertising				0
5. Boards, bureaus and associations	128,972	3,891,404		4,020,376
6. Surveys and underwriting reports		1,466,979		1,466,979
7. Audit of assureds' records				0
8. Salary and related items:				
8.1 Salaries	3,617,758	3,727,366		7,345,124
8.2 Payroll taxes	254,219	262,465		516,685
9. Employee relations and welfare	1,128,421	1,359,546		2,487,968
10. Insurance	144,822	149,592		294,414
11. Directors' fees	1,833	1,893		3,725
12. Travel and travel items	30,370	18,492		48,862
13. Rent and rent items	431,531	472,611		904,142
14. Equipment	183,086	187,588		370,674
15. Cost or depreciation of EDP equipment and software	837,628	1,191,076		2,028,704
16. Printing and stationery	383,693	392,638		776,331
17. Postage, telephone and telegraph, exchange and express	1,940,719	2,005,814		3,946,533
18. Legal and auditing	166,795	55,723		222,517
19. Totals (Lines 3 to 18)	9,249,846	15,183,188	0	24,433,034
20. Taxes, licenses and fees:				
20.1 State and local insurance taxes deducting guaranty association credits of \$		5,742,250		5,742,250
20.2 Insurance department licenses and fees		565,996		565,996
20.3 Gross guaranty association assessments				0
20.4 All other (excluding federal and foreign income and real estate)				0
20.5 Total taxes, licenses and fees (20.1 + 20.2 + 20.3 + 20.4)	0	6,308,246	0	6,308,246
21. Real estate expenses				0
22. Real estate taxes				0
23. Reimbursements by uninsured plans				0
24. Aggregate write-ins for miscellaneous expenses	516,107	218,848	3,215,857	3,950,811
25. Total expenses incurred	17,402,750	70,371,918	3,215,857	(a) 90,990,525
26. Less unpaid expenses-current year	13,171,305	7,144,848	0	20,316,153
27. Add unpaid expenses-prior year	13,358,228	13,709,431	0	27,067,659
28. Amounts receivable relating to uninsured plans, prior year	0	0	0	0
29. Amounts receivable relating to uninsured plans, current year				0
30. TOTAL EXPENSES PAID (Lines 25 - 26 + 27 - 28 + 29)	17,589,673	76,936,501	3,215,857	97,742,031
DETAILS OF WRITE-INS				
2401. Interest expense & cost of issuance of bond obligations.....			3,038,568	3,038,568
2402. Consulting fees.....	312,826	215,367		528,192
2403. Outside Services.....	199,907			199,907
2498. Summary of remaining write-ins for Line 24 from overflow page	3,374	3,481	177,289	184,144
2499. Totals (Lines 2401 through 2403 plus 2498) (Line 24 above)	516,107	218,848	3,215,857	3,950,811

(a) Includes management fees of \$ to affiliates and \$to non-affiliates.

EXHIBIT OF NET INVESTMENT INCOME

	1 Collected During Year	2 Earned During Year
1. U.S. Government bonds	(a).....00
1.1 Bonds exempt from U.S. tax	(a).....2,942,6923,358,864
1.2 Other bonds (unaffiliated)	(a).....701,912700,427
1.3 Bonds of affiliates	(a).....00
2.1 Preferred stocks (unaffiliated)	(b).....00
2.11 Preferred stocks of affiliates	(b).....00
2.2 Common stocks (unaffiliated)00
2.21 Common stocks of affiliates00
3. Mortgage loans	(c).....00
4. Real estate	(d).....00
5. Contract loans00
6. Cash, cash equivalents and short-term investments	(e).....21,316,17221,544,640
7. Derivative instruments	(f).....00
8. Other invested assets00
9. Aggregate write-ins for investment income00
10. Total gross investment income	24,960,775	25,603,931
11. Investment expenses		(g).....3,215,857
12. Investment taxes, licenses and fees, excluding federal income taxes		(g).....0
13. Interest expense		(h).....0
14. Depreciation on real estate and other invested assets		(i).....0
15. Aggregate write-ins for deductions from investment income	0
16. Total deductions (Lines 11 through 15)	3,215,857
17. Net investment income (Line 10 minus Line 16)		22,388,074
DETAILS OF WRITE-INS		
0901.0
0902.0
0903.0
0998. Summary of remaining write-ins for Line 9 from overflow page00
0999. Totals (Lines 0901 through 0903 plus 0998) (Line 9 above)	0	0
1501.0
1502.0
1503.0
1598. Summary of remaining write-ins for Line 15 from overflow page	0
1599. Totals (Lines 1501 through 1503 plus 1598) (Line 15 above)		0

(a) Includes \$ 337,101 accrual of discount less \$ 2,030,469 amortization of premium and less \$ 808,233 paid for accrued interest on purchases.
 (b) Includes \$ 0 accrual of discount less \$ 0 amortization of premium and less \$ 0 paid for accrued dividends on purchases.
 (c) Includes \$ 0 accrual of discount less \$ 0 amortization of premium and less \$ 0 paid for accrued interest on purchases.
 (d) Includes \$ 0 for company's occupancy of its own buildings; and excludes \$ 0 interest on encumbrances.
 (e) Includes \$ 52,821 accrual of discount less \$ 86,929 amortization of premium and less \$ 199,930 paid for accrued interest on purchases.
 (f) Includes \$ 0 accrual of discount less \$ 0 amortization of premium.
 (g) Includes \$ 0 investment expenses and \$ 0 investment taxes, licenses and fees, excluding federal income taxes, attributable to segregated and Separate Accounts.
 (h) Includes \$ 0 interest on surplus notes and \$ 0 interest on capital notes.
 (i) Includes \$ 0 depreciation on real estate and \$ 0 depreciation on other invested assets.

EXHIBIT OF CAPITAL GAINS (LOSSES)

	1 Realized Gain (Loss) On Sales or Maturity	2 Other Realized Adjustments	3 Total Realized Capital Gain (Loss) (Columns 1 + 2)	4 Change in Unrealized Capital Gain (Loss)	5 Change in Unrealized Foreign Exchange Capital Gain (Loss)
1. U.S. Government bonds00000
1.1 Bonds exempt from U.S. tax00000
1.2 Other bonds (unaffiliated)00000
1.3 Bonds of affiliates00000
2.1 Preferred stocks (unaffiliated)00000
2.11 Preferred stocks of affiliates00000
2.2 Common stocks (unaffiliated)00000
2.21 Common stocks of affiliates00000
3. Mortgage loans00000
4. Real estate00000
5. Contract loans00000
6. Cash, cash equivalents and short-term investments00000
7. Derivative instruments00000
8. Other invested assets00000
9. Aggregate write-ins for capital gains (losses)00000
10. Total capital gains (losses)	0	0	0	0	0
DETAILS OF WRITE-INS					
0901.0		
0902.0		
0903.0		
0998. Summary of remaining write-ins for Line 9 from overflow page00000
0999. Totals (Lines 0901 through 0903 plus 0998) (Line 9 above)	0	0	0	0	0

ANNUAL STATEMENT FOR THE YEAR 2024 OF THE Louisiana Citizens Property Insurance Corporation

EXHIBIT OF NONADMITTED ASSETS

	1	2	3
	Current Year Total Nonadmitted Assets	Prior Year Total Nonadmitted Assets	Change in Total Nonadmitted Assets (Col. 2 - Col. 1)
1. Bonds (Schedule D).....	.0	.0	.0
2. Stocks (Schedule D):			
2.1 Preferred stocks0	.0	.0
2.2 Common stocks0	.0	.0
3. Mortgage loans on real estate (Schedule B):			
3.1 First liens0	.0	.0
3.2 Other than first liens0	.0	.0
4. Real estate (Schedule A):			
4.1 Properties occupied by the company0	.0	.0
4.2 Properties held for the production of income.....	.0	.0	.0
4.3 Properties held for sale0	.0	.0
5. Cash (Schedule E-Part 1), cash equivalents (Schedule E-Part 2) and short-term investments (Schedule DA).....	.0	.0	.0
6. Contract loans0	.0	.0
7. Derivatives (Schedule DB).....	.0	.0	.0
8. Other invested assets (Schedule BA)0	.0	.0
9. Receivables for securities0	.0	.0
10. Securities lending reinvested collateral assets (Schedule DL).....	.0	.0	.0
11. Aggregate write-ins for invested assets0	.0	.0
12. Subtotals, cash and invested assets (Lines 1 to 11)0	.0	.0
13. Title plants (for Title insurers only).....	.0	.0	.0
14. Investment income due and accrued0	.0	.0
15. Premiums and considerations:			
15.1 Uncollected premiums and agents' balances in the course of collection.....	942,784	742,443	(200,341)
15.2 Deferred premiums, agents' balances and installments booked but deferred and not yet due.....	.0	.0	.0
15.3 Accrued retrospective premiums and contracts subject to redetermination0	.0	.0
16. Reinsurance:			
16.1 Amounts recoverable from reinsurers	1,886,968	9,208,882	7,321,914
16.2 Funds held by or deposited with reinsured companies0	.0	.0
16.3 Other amounts receivable under reinsurance contracts	22,604,101	14,071,986	(8,532,115)
17. Amounts receivable relating to uninsured plans0	.0	.0
18.1 Current federal and foreign income tax recoverable and interest thereon0	.0	.0
18.2 Net deferred tax asset.....	.0	.0	.0
19. Guaranty funds receivable or on deposit0	.0	.0
20. Electronic data processing equipment and software.....	873,070	.0	(873,070)
21. Furniture and equipment, including health care delivery assets	204,287	234,206	29,919
22. Net adjustment in assets and liabilities due to foreign exchange rates0	.0	.0
23. Receivables from parent, subsidiaries and affiliates0	.0	.0
24. Health care and other amounts receivable.....	.0	.0	.0
25. Aggregate write-ins for other-than-invested assets	1,570,749	1,106,929	(463,820)
26. Total assets excluding Separate Accounts, Segregated Accounts and Protected Cell Accounts (Lines 12 to 25).....	28,081,959	25,364,446	(2,717,513)
27. From Separate Accounts, Segregated Accounts and Protected Cell Accounts.....	0	0	0
28. Total (Lines 26 and 27)	28,081,959	25,364,446	(2,717,513)
DETAILS OF WRITE-INS			
1101.0	.0
1102.0	.0
1103.0	.0
1198. Summary of remaining write-ins for Line 11 from overflow page0	.0	.0
1199. Totals (Lines 1101 through 1103 plus 1198) (Line 11 above)	0	0	0
2501. Prepaid miscellaneous expenses.....	1,189,750	794,831	(394,919)
2502. Prepaid pension.....	186,846	161,057	(25,789)
2503. Prepaid benefits - insurance.....	105,105	111,537	6,432
2598. Summary of remaining write-ins for Line 25 from overflow page	89,048	39,504	(49,544)
2599. Totals (Lines 2501 through 2503 plus 2598) (Line 25 above)	1,570,749	1,106,929	(463,820)

NOTES TO FINANCIAL STATEMENTS

1. Summary of Significant Accounting Policies

A. Accounting Practices

The financial statements of Louisiana Citizens Property Insurance Corporation (LCPIC) are presented on the basis of accounting practices prescribed or permitted by the Louisiana Insurance Department.

The Louisiana Insurance Department recognizes only statutory accounting practices prescribed or permitted by the State of Louisiana for determining and reporting the financial condition and results of operations of an insurance company, for determining its solvency under the Louisiana Insurance Law. The National Association of Insurance Commissioners' (NAIC) *Accounting Practices and Procedures Manual* (NAIC SAP) has been adopted as a component of prescribed or permitted practices by the State of Louisiana.

LCPIC, with permission of the Commissioner of Insurance of the State of Louisiana, records excess emergency assessments collected that are greater than debt service costs to the balance sheet entitled "excess emergency assessments collected over debt service." Instead of distorting LCPIC's net income from operations due to variability of emergency assessment collections as required by NAIC SAP, LCPIC records emergency assessment collections equal to debt service costs as income, and classifies excess collections to the above mentioned balance sheet item until those funds are utilized to retire outstanding bond obligations. Over the life of the bonds, assessment collections will have no impact on income, however due to variability of collections, the annual net income would be distorted if not for the accounting treatment described above. As an example of income distortion, without the above permitted practice, net income and statutory surplus would be increased by \$82,371,370 as of December 31, 2024 and increased by \$99,122,272 as of December 31, 2023.

A reconciliation of LCPIC's net income and capital and surplus between NAIC SAP and practices prescribed and permitted by the State of Louisiana is shown below:

	SSAP #	F/S Page	F/S Line	2024	2023
NET INCOME					
(1) LCPIC state basis (Page 4, Line 20, Columns 1&2)	XXX	XXX	XXX	\$175,766,432	\$90,922,667
(2) State Prescribed Practices that are an increase/(decrease) from NAIC SAP:					
None				0	0
(3) State Permitted Practices that are an increase/(decrease) from NAIC SAP:					
Excess Assessment Collections	N/A	2	2502	(82,371,370)	(99,122,272)
(4) NAIC SAP (1-2-3=4)	XXX	XXX	XXX	<u>\$258,137,802</u>	<u>\$190,044,939</u>
SURPLUS					
(5) LCPIC state basis (Page 3, Line 37, Columns 1&2)	XXX	XXX	XXX	\$386,337,669	\$194,598,198
(6) State Prescribed Practices that are an increase/(decrease) from NAIC SAP:					
None				0	0
(7) State Permitted Practices that are an increase/(decrease) from NAIC SAP:					
Excess Assessment Collections	N/A	2	2502	(82,371,370)	(99,122,272)
(8) NAIC SAP (5-6-7=8)	XXX	XXX	XXX	<u>\$468,709,039</u>	<u>\$293,720,470</u>

B. Use of Estimates in the Preparation of the Financial Statements

The preparation of financial statements in conformity with Statutory Accounting Principles requires management to make estimates and assumptions that affect the reported amounts of assets and liabilities. It also requires disclosure of contingent assets and liabilities at the date of the financial statements and the reported amounts of revenue and expenses during the period. Actual results could differ from those estimates.

Material estimates are as follows:

- (1) Loss reserves as stated in note C(11).
- (2) Unearned premium reserves are estimated based upon the daily pro rata method as described in note 1(C).
- (3) An estimate is established for the non-admitted portion of the premiums receivable balances.

C. Accounting Policy

Premiums are earned over the terms of the related insurance policies and reinsurance contracts. Unearned premium reserves are established to cover the unexpired portion of premiums written. Such reserves are computed by pro rata methods for direct business. Because LCPIC's reinsurance is paid on a deposit premium basis, unearned premium is not calculated.

Expenses incurred in connection with acquiring new insurance business, including such acquisition costs as sales commissions, are charged to operations as incurred. Expenses incurred are reduced for ceding allowances received or receivable.

Per Louisiana state statute LRS 22:2314, LCPIC is required to undertake a depopulation effort annually. LCPIC accounts for premiums of depopulated policies as a reduction to unearned premium reserve as well as direct premiums written. Losses and other costs associated with depopulated policies are removed from the financial statements.

NOTES TO FINANCIAL STATEMENTS

In addition, LCPIC uses the following accounting policies:

- (1) Short-term investments are stated at amortized cost.
- (2) Bonds that are designated highest-quality and high-quality (NAIC designations 1 and 2) are reported at amortized cost, all other bonds (NAIC designations 3 to 6) are reported at the lower of amortized cost or fair value.
- (3) Common stocks
Not applicable
- (4) Preferred stocks
Not applicable
- (5) Mortgage loans on real estate
Not applicable
- (6) Loan-backed securities
Not applicable
- (7) Investments in subsidiaries, controlled and affiliated companies
Not applicable
- (8) Investments in joint ventures, partnerships and limited liability companies
Not applicable
- (9) Derivatives
Not applicable
- (10) Utilization of investment income as a factor in the premium deficiency calculation
Not applicable
- (11) Unpaid losses and loss adjustment expenses include an amount determined from individual case estimates and loss reports and an amount, based on past experience, for losses incurred but not reported. Such liabilities are necessarily based on assumptions, estimates, and independent actuarial analysis, and while management believes the amount is adequate, the ultimate liability may be in excess of or less than the amount provided. The methods for making such estimates and for establishing the resulting liability are continually reviewed and any adjustments are reflected in the period determined.
- (12) Capitalization policy
LCPIC has not modified its capitalization policy from the prior period.

D. Going Concern

- (1) Disclosure of principal conditions and events that raised substantial doubt about the entity's ability to continue as a going concern, management's evaluation of the significance of those conditions or events to the entity's ability to meet its obligations, and management's plans that alleviate substantial doubt about the entity's ability to continue as a going concern.

LCPIC has no going concern issues. In addition to policyholder premiums, LCPIC has a much broader range of resources available to pay losses and repay debt obligations than a typical insurer. LCPIC has \$1,817.5 million in total reinsurance and catastrophe bonds in place to pay storm losses. LCPIC has a \$125 million line of credit with Regions Bank to provide additional liquidity. LCPIC can institute a regular assessment on the state insurance industry of up to 10% of their written property premium for deficits each calendar year. Based upon the present state industry written premium, LCPIC could collect a regular assessment of approximately \$384 million within thirty days. In addition to the resources mentioned above, an emergency assessment of up to 10% of the premium written on property owners of the State of Louisiana can be levied once a year to offset any debt incurred on storm losses. Based upon the present state industry written premium, including premium of LCPIC, an emergency assessment of approximately \$446 million could be collected each calendar year. Emergency assessments levied in any calendar year can remain in place each year until any borrowings from that year have been repaid. LCPIC is presently collecting an emergency assessment of 1.70% to pay debt service on \$978 million borrowed to pay claims after the 2005 hurricanes.

As of December 31, 2024, Louisiana Citizens Property Insurance Corporation has collected sufficient assessments to cover all remaining debt service obligations through June 2026. On January 9, 2025, the Board of Directors voted to discontinue the approved 1.36% assessment rate for 2025, effective April 1, 2025.

- (2) Disclosure of substantial doubt about the entity's ability to continue as a going concern within one year after the date that the financial statements are issued.

Not Applicable

- (3) Disclosure of substantial doubt about the entity's ability to continue as a going concern in subsequent annual or interim reporting periods.

Not Applicable

NOTES TO FINANCIAL STATEMENTS

(4) Disclosure of how the relevant conditions or events that raised substantial doubt were resolved.

Not Applicable

2. Accounting Changes and Corrections of Errors

None

3. Business Combinations and Goodwill

Not applicable

4. Discontinued Operations

Not applicable

5. Investments

A. Mortgage Loans, including Mezzanine Real Estate Loans

None

B. Debt Restructuring

None

C. Reverse Mortgages

None

D. Loan-Backed Securities

None

E. Dollar Repurchase Agreements and/or Securities Lending Transactions

None

F. Repurchase Agreements Transactions Accounted for as Secured Borrowing

None

G. Reverse Repurchase Agreements Transactions Accounted for as Secured Borrowing

None

H. Repurchase Agreements Transactions Accounted for as a Sale

None

I. Reverse Repurchase Agreements Transactions Accounted for as a Sale

None

J. Real Estate

None

K. Low-Income Housing Tax Credits (LIHTC)

None

L. Restricted Assets

(1) Restricted Assets (Including Pledged)

Restricted Asset Category	Gross (Admitted & Nonadmitted) Restricted							8	9	Percentage	
	Current Year					6	7			10	11
	1	2	3	4	5						
Total General Account (G/A)	G/A Supporting Protected Cell Account Activity(a)	Total Protected Cell Account Restricted Assets	Protected Cell Account Assets Supporting G/A Activity (b)	Total (1 plus 3)	Total From Prior Year	Increase/ (Decrease) (5 minus 6)	Total Nonadmitted Restricted	Total Admitted Restricted (5 minus 8)	Gross (Admitted & Nonadmitted) Restricted to Total Assets (c)	Admitted Restricted to Total Admitted Assets(d)	
a. Subject to contractual obligation for which liability is not shown	\$0	\$0	\$0	\$0	\$0	\$0	\$0	\$0	\$0	0%	0%
b. Collateral held under security lending agreements											
c. Subject to repurchase agreements											
d. Subject to reverse repurchase agreements											
e. Subject to dollar											

NOTES TO FINANCIAL STATEMENTS

repurchase agreements												
f. Subject to dollar reverse repurchase agreements												
g. Placed under option contracts												
h. Letter stock or securities restricted as to sale – excluding FHLB capital stock												
i. FHLB capital stock												
j. On deposit with states												
k. On deposit with other regulatory bodies												
l. Pledged as collateral to FHLB (including assets backing fund agreements)												
m. Pledged as collateral not captured in other categories												
n. Other restricted assets	\$142,430,865	\$0	\$0	\$0	\$142,430,865	\$112,953,333	\$29,477,532	\$0	\$142,430,865	13%	13%	
o. Total Restricted Assets	\$142,430,865	\$0	\$0	\$0	\$142,430,865	\$112,953,333	\$29,477,532	\$0	\$142,430,865	13%	13%	

- (a) Subset of column 1
- (b) Subset of column 3
- (c) Column 5 divided by Asset Page, Column 1, Line 28
- (d) Column 9 divided by Asset Page, Column 3, Line 28

(2) Detail of Assets Pledged as Collateral Not Captured in Other Categories (Contracts that Share Similar Characteristics, Such as Reinsurance and Derivatives, Are Reported in the Aggregate)
None

(3) Detail of Other Restricted Assets

Description of Assets	Gross (Admitted & Nonadmitted) Restricted							8	Percentage	
	Current Year					6	7		9	10
	1	2	3	4	5					
Total General Account (G/A)	G/A Supporting Protected Cell Account Activity(a)	Total Protected Cell Account Restricted Assets	Protected Cell Account Assets Supporting G/A Activity(b)	Total (1 plus 3)	Total From Prior Year	Increase/ (Decrease) (5 minus 6)	Total Current Year Admitted Restricted	Gross (Admitted & Nonadmitted) Restricted to Total Assets	Admitted Restricted to Total Admitted Assets	
Cash Equivalents	\$142,430,865	\$0	\$0	\$0	\$142,430,865	\$112,953,333	\$29,477,532	\$142,430,865	13%	13%
Total (c)	\$142,430,865	\$0	\$0	\$0	\$142,430,865	\$112,953,333	\$29,477,532	\$142,430,865	13%	13%

- (a) Subset of column 1
- (b) Subset of column 3
- (c) Total Line for Columns 1 through 7 should equal 5L(1)n Columns 1 through 7 respectively and Total Line for Columns 8 through 10 should equal 5L(1)n Columns 9 through 11 respectively.

(4) Collateral Received and Reflected as Assets Within the Reporting Entity’s Financial Statement
None

- M. Working Capital Finance Investments
None
- N. Offsetting and Netting of Assets and Liabilities
None
- O. 5GI Securities
None
- P. Short Sales
None
- Q. Prepayment Penalty and Acceleration Fees
None

NOTES TO FINANCIAL STATEMENTS

R. Reporting Entity’s Share of Cash Pool by Asset Type

Asset Type	Percent Share
(1) Cash	40%
(2) Cash Equivalents	58%
(3) Short-Term Investments	2%
(4) Total (Must equal 100%)	100%

S. Aggregate Collateral Loans by Qualifying Investment Collateral
None

6. Joint Ventures, Partnerships and Limited Liability Companies

Not applicable

7. Investment Income

- A. LCPIC excludes (nonadmits) investment income due and accrued if amounts are over 90 days past due.
- B. No amount was excluded.
- C. The gross, nonadmitted and admitted amounts for interest income due and accrued.

Interest Income Due and Accrued	Amount
1. Gross	\$...2,606,670
2. Nonadmitted	\$0
3. Admitted	\$...2,606,670

D. The aggregate deferred interest.

	Amount
Aggregate Deferred Interest	\$0

E. The cumulative amounts of paid-in-kind (PIK) interest included in the current principal balance.

	Amount
Cumulative amounts of PIK interest included in the current principal balance	\$0

8. Derivative Instruments

Not applicable

9. Income Taxes

Pursuant to Private Letter Ruling 160165-03 from the Internal Revenue Service, LCPIC constitutes an integral part of the State of Louisiana and its income is exempt from federal income tax. Obligations issued by LCPIC constitute obligations of the State of Louisiana within the meaning of section 103(c)(1) of the Internal Revenue Code.

10. Information Concerning Parent, Subsidiaries, Affiliates

Not applicable

11. Debt

- A. On December 31, 2024, LCPIC had assessment revenue bonds outstanding of \$113,000,000 which are fixed rate bonds. All assessments are held and bond obligations are paid by the bond trustee. There are no collateral requirements associated with these bonds.

LCPIC incurred losses and loss adjustment expenses of \$1.8 billion as a result of the 2005 Hurricanes Katrina and Rita. In 2006 LCPIC issued \$978.2 million of emergency assessment revenue bonds to pay for the losses. In 2024, to repay the bonds emergency assessments of 1.70% are being collected on all property policies in Louisiana and remitted by each insurer within 30 days after the end of each calendar quarter.

The following reflects the maturity schedule of the fixed rate bonds:

Maturity	Principal Amount	Coupon	Effective Rate
2025	\$35,050,000	5.000%	1.880%
2025	\$20,295,000	2.740%	2.740%
2026	\$57,655,000	5.000%	2.010%
Total	<u>\$113,000,000</u>		

Total interest paid and incurred in 2024 on the fixed rate bonds was \$6,100,004 and \$5,948,559, respectively.

- B. FHLB (Federal Home Loan Bank) Agreements
None

NOTES TO FINANCIAL STATEMENTS

12. Retirement Plans, Deferred Compensation, Postemployment Benefits and Compensated Absences and Other Postretirement Benefit Plans

A. Defined Benefit Plan

Prior to September 1, 2008 LCPIC sponsored a non-contributory defined benefit pension plan covering all employees that were hired on April 1, 2008 from a service agreement with the Property Insurance Association of Louisiana (PIAL) in which retirement expenses were previously reimbursed to PIAL. As of September 1, 2008 LCPIC froze the defined benefit pension plan and converted to a defined contribution pension plan.

LCPIC provides postretirement medical insurance for qualified employees. Employees have two ways to qualify for the plan. The first method requires an employee to be at least 55 years of age and have 14 years of service. The second method requires an employee to be at least 60 years of age and have completed at least 5 years of service. Under the second method, an employee must have at least 2 years of service occurring after October 28, 2010, be employed with LCPIC at the time of retirement, and retire in good status. Employees that are hired after January 1, 2010 are not eligible for the postretirement benefit.

LCPIC provides vacation benefits to employees and allows a maximum carryover of 5 vacation days at year end.

A summary of assets, obligations and assumptions of the Pension and Other Postretirement Benefit Plans are as follows at December 31, 2024 and 2023:

(1.) Change in benefit obligation

a. Pension Benefits

	<u>Overfunded</u>		<u>Underfunded</u>	
	2024	2023	2024	2023
1. Benefit obligation at beginning of year	\$1,842,297	\$1,824,183	\$0	\$0
2. Service cost	\$0	\$0	\$0	\$0
3. Interest cost	\$95,488	\$97,032	\$0	\$0
4. Contribution by plan participants	\$0	\$0	\$0	\$0
5. Actuarial gain/loss	(\$48,806)	\$40,734	\$0	\$0
6. Foreign currency exchange rate changes	\$0	\$0	\$0	\$0
7. Benefits paid	(\$152,760)	(\$119,652)	\$0	\$0
8. Plan amendments	\$0	\$0	\$0	\$0
9. Business combinations, divestitures, curtailments, settlements and special termination benefits	\$0	\$0	\$0	\$0
10. Benefit obligation at end of year	\$1,736,219	\$1,842,297	\$0	\$0

b. Postretirement Benefits

	<u>Overfunded</u>		<u>Underfunded</u>	
	2024	2023	2024	2023
1. Benefit obligation at beginning of year	\$0	\$0	\$2,779,456	\$2,957,380
2. Service cost	\$0	\$0	\$32,621	\$37,293
3. Interest cost	\$0	\$0	\$143,844	\$160,202
4. Contribution by plan participants	\$0	\$0	\$19,833	\$30,750
5. Actuarial gain/loss	\$0	\$0	(\$331,939)	(\$298,179)
6. Foreign currency exchange rate changes	\$0	\$0	\$0	\$0
7. Benefits paid	\$0	\$0	(\$75,978)	(\$107,990)
8. Plan amendments	\$0	\$0	\$0	\$0
9. Business combinations, divestitures, curtailments, settlements and special termination benefits	\$0	\$0	\$0	\$0
10. Benefit obligation at end of year	\$0	\$0	\$2,567,837	\$2,779,456

c. Special or Contractual Benefits Per SSAP No. 11 accrual from last year

	<u>Overfunded</u>		<u>Underfunded</u>	
	2024	2023	2024	2023
1. Benefit obligation at beginning of year	\$0	\$0	\$154,034	\$142,260
2. Service cost	\$0	\$0	\$0	\$0
3. Interest cost	\$0	\$0	\$0	\$0
4. Contribution by plan participants	\$0	\$0	\$187,880	\$154,034
5. Actuarial gain/loss	\$0	\$0	\$0	\$0
6. Foreign currency exchange rate changes	\$0	\$0	\$0	\$0
7. Benefits paid	\$0	\$0	(\$154,034)	(\$142,260)
8. Plan amendments	\$0	\$0	\$0	\$0
9. Business combinations, divestitures, curtailments, settlements and special termination benefits	\$0	\$0	\$0	\$0
10. Benefit obligation at end of year	\$0	\$0	\$187,880	\$154,034

ANNUAL STATEMENT FOR THE YEAR 2024 OF THE Louisiana Citizens Property Insurance Corporation

NOTES TO FINANCIAL STATEMENTS

(2) Change in plan assets

	<u>Pension Benefits</u>		<u>Postretirement Benefits</u>		<u>Special or Contractual Benefits Per SSAP No. 11</u>	
	2024	2023	2024	2023	2024	2023
a. Fair value of plan assets at beginning of year	\$2,003,354	\$1,923,291	\$0	\$0	\$0	\$0
b. Actual return on plan assets	\$30,345	\$199,715	\$0	\$0	\$0	\$0
c. Foreign currency exchange rate changes	\$0	\$0	\$0	\$0	\$0	\$0
d. Reporting Entity contribution	\$42,126	\$0	\$56,145	\$77,240	\$154,034	\$142,260
e. Plan participants' contributions	\$0	\$0	\$19,833	\$30,750	\$0	\$0
f. Benefits paid	(\$152,760)	(\$119,652)	(\$75,978)	(\$107,990)	(\$154,034)	(\$142,260)
g. Business combinations, divestitures and settlements	\$0	\$0	\$0	\$0	\$0	\$0
h. Fair value of plan assets at end of year	\$1,923,065	\$2,003,354	\$0	\$0	\$0	\$0

(3) Funded status

	<u>Pension Benefits</u>		<u>Postretirement Benefits</u>	
	2024	2023	2024	2023
a. Components:				
1. Prepaid benefit costs			\$0	\$0
2. Overfunded plan assets			\$0	\$0
3. Accrued benefit costs			\$0	\$0
4. Liability for pension benefits				
b. Assets and liabilities recognized)				
1. Assets (nonadmitted)			\$0	\$0
2. Total liabilities recognized			\$0	\$0
c. Unrecognized liabilities			\$2,567,837	\$2,779,456

(4) Components of net periodic benefit cost

	<u>Pension Benefits</u>		<u>Postretirement Benefits</u>		<u>Special or Contractual Benefits Per SSAP No. 11</u>	
	2024	2023	2024	2023	2024	2023
a. Service cost	\$0	\$0	\$32,621	\$37,293	\$0	\$0
b. Interest costs	\$95,488	\$97,032	\$143,844	\$160,202	\$0	\$0
c. Expected return on plan assets	(\$118,176)	(\$97,221)	\$0	\$0	\$0	\$0
d. Transition asset or obligation	\$0	\$0	\$0	\$0	\$0	\$0
e. Gains and losses	\$0	\$0	\$0	\$0	\$0	\$0
f. Prior service cost or credit	\$1,445	\$1,445	(\$22,709)	(\$22,709)	\$0	\$0
g. Gain or loss recognized due to settlement or curtailment	\$9,970	\$12,146	(\$43,123)	(\$2,555)	\$0	\$0
h. Total net periodic benefit cost	(\$11,273)	\$13,402	\$110,633	\$172,231	\$0	\$0

(5) Amounts in unassigned funds (surplus) recognized as components of net periodic benefit cost

	<u>Pension Benefits</u>		<u>Postretirement Benefits</u>	
	2024	2023	2024	2023
a. Items not yet recognized as a component of net periodic cost – prior year	\$457,286	\$532,637	(\$824,543)	(\$551,628)
b. Net transition asset or obligation recognized	\$0	\$0	\$0	\$0
c. Net prior service cost or credit arising during the period	\$0	\$0	\$0	\$0
d. Net prior service cost or credit recognized	(\$1,445)	(\$1,445)	\$22,709	\$22,709
e. Net gain and loss arising during the period	(\$9,970)	(\$12,146)	\$43,123	\$2,555
f. Net gain and loss recognized	(39,025)	(\$61,760)	(\$331,939)	(\$298,179)
g. Items not yet recognized as a component of net periodic cost- current year	\$484,896	\$457,286	(\$1,090,650)	(\$824,543)

(6) Amounts in unassigned funds (surplus) that have not yet been recognized as components of net periodic benefit cost

	<u>Pension Benefits</u>		<u>Postretirement Benefits</u>	
	2024	2023	2024	2023
a. Net transition asset or obligation	\$0	\$0	\$0	\$0
b. Net prior service cost or credit	\$36,932	\$38,377	(\$190,678)	(\$213,387)
c. Net recognized gains and losses	\$447,964	\$418,909	(\$899,972)	(\$611,156)

(7) Weighted-average assumptions used to determine net periodic benefit cost as of December 31

	<u>Pension Benefits</u>		<u>Postretirement Benefits</u>	
	2024	2023	2024	2023
a. Weighted-average discount rate	5.25%	5.50%	5.25%	5.25%
b. Expected long-term rate of return on plan assets	6.00%	5.25%	N/A	N/A
c. Rate of compensation increase	N/A	N/A	3.00%	3.00%
d. Interest crediting rates (for cash balance plans and other plans with promised interest crediting rates)	N/A	N/A	N/A	N/A

Weighted-average assumptions used to determine projected benefit obligations as of December 31:

	<u>Pension Benefits</u>		<u>Postretirement Benefits</u>	
	2024	2023	2024	2023
e. Weighted-average discount rate	5.75%	5.25%	5.75%	5.50%
f. Rate of compensation increase	N/A	N/A	3.00%	3.00%
g. Interest crediting rates (for cash balance plans and other plans with promised interest crediting rates)	N/A	N/A	N/A	N/A

NOTES TO FINANCIAL STATEMENTS

- (8) The amount of the accumulated benefit obligation for defined benefit pension plans was \$1,736,219 for the current year and \$1,842,297 for the prior year.
- (9) For postretirement benefits other than pensions, a medical trend rate of 7.0% during 2025 trending down as follows: 6.50%, 6.00%, 5.75%, 5.50%, 5.25%, and 5.00% during 2031 and thereafter.
- (10) The following estimated future payments, which reflect expected future service, as appropriate, are expected to be paid in the years indicated:

	<u>Year(s)</u>	<u>Amount</u>
a.	2025	\$128,456
b.	2026	\$131,211
c.	2027	\$133,327
d.	2028	\$134,851
e.	2029	\$135,644
f.	2030 through 2034	\$673,829

- (11) LCPIC intends to make voluntary contributions to the postretirement medical insurance plan of \$72,652 in 2025.
- (12) Not Applicable
- (13) Not Applicable
- (14) Not Applicable
- (15) Not Applicable
- (16) Not Applicable
- (17) Accumulated postretirement and pension benefit obligation and the fair value of plan assets in the first reporting period after the effective date of SSAP 102 and in each subsequent reporting period:

	<u>Pension Benefits</u>		<u>Postretirement Benefits</u>	
	2024	2023	2024	2023
a. Accumulated benefit obligation	(\$1,736,219)	(\$1,842,297)	(\$2,567,837)	(\$2,779,456)
b. Fair Value of plan assets	\$0	\$0	\$0	\$0
c. Funded status	\$186,846	\$161,057	(\$2,567,837)	(\$2,779,456)
d. Surplus impact deferred	\$0	\$0	\$0	\$0

- B. Description of Investment Policies and Strategies
Not Applicable
- C. Fair Value of Each Class of Plan Assets
Not Applicable
- D. Description of the Basis Used to Determine the Overall Expected Long-Term Rate-of-Return-On-Assets Assumption
Not Applicable
- E. Defined Contribution Pension Plan and 401K Savings Plan

LCPIC has a defined contribution pension plan for all employees. Under the 401K savings plan, employees are fully vested three years from their date of hire. LCPIC’s contribution to the pension plan was \$1,060,737.82 for 2024. LCPIC expensed the contribution each month and carries no asset or liability for the defined contribution pension plan on the Balance Sheet.
- F. Multiemployer Plans
Not Applicable
- G. Consolidated/Holding Company Plans
Not Applicable
- H. Postemployment Benefits and Compensated Absences
Not Applicable
- I. Impact of Medicare Modernization Act on Postretirement Benefits
Not Applicable

13. Capital and Surplus, Dividend Restrictions and Quasi-Reorganizations

As referenced in Note 11, in 2006 LCPIC recorded \$978 million of emergency assessment revenue bond proceeds as contributed surplus.

NOTES TO FINANCIAL STATEMENTS

14. Contingencies

- A. Contingent Commitments
None
- B. Assessments
None
- C. Gain Contingencies
None
- D. Claims Related Extra Contractual Obligation and Bad Faith Losses Stemming From Lawsuits

As of December 31, 2024 there were 472 open litigation matters against LCPIC. The majority of these lawsuits are related to first-party suits related to 2021 Hurricane Ida and 2020 Hurricanes Laura, Delta & Zeta. Unpaid loss and loss adjustment expenses are included on the balance sheet of approximately \$15.5 million, excluding the Oubre class action suit described below. The balance of the litigated matters are first party losses, third-party bodily injury claims, subrogation or claims where the issue of coverage is in dispute.

LCPIC is also a defendant in a class action suit resulting from Hurricanes Katrina and Rita:

- *Oubre v. Louisiana Citizens Property Insurance Corporation*. The plaintiffs in this suit allege that LCPIC failed to timely initiate loss adjustment as required by Louisiana statutory law exposing LCPIC to penalties up to a mandatory limit of \$5,000.00. On July 23, 2012 LCPIC settled the first phase of this class action suit with a payment of \$104.7 million to the plaintiff counsel for distribution to the class members. LCPIC entered into a settlement with the class for the remaining Oubre claims. LCPIC has paid \$145.5 million towards the final settlement as of December 31, 2023 and has a reserve of \$3.7 million for the remaining settlement (included in unpaid losses on the balance sheet). LCPIC will continually review the reserve to ensure that it meets the anticipated settlement costs.

- E. Product Warranties
None
- F. Joint and Several Liabilities
None
- G. All Other Contingencies

Other various lawsuits against the Company have arisen in the course of the Company's business. LCPIC has appropriate reserves for all law suits and has no impaired assets.

15. Leases

A. Lessee Operating Lease

(1) LCPIC has leased office space at one office location in Metairie, Louisiana under one lease agreement. In 2023 LCPIC negotiated a new lease that began on October 1, 2023 and will expire on March 31, 2034. Rental expense for 2024, and 2023 was approximately \$413,740 and \$504,577, respectively.

(2) At December 31, 2024, the minimum aggregate rental commitments are as follows:

<u>Year Ending December 31</u>	<u>Operating Leases</u>
1. 2025	\$ 412,770
2. 2026	\$ 459,995
3. 2027	\$ 469,195
4. 2028	\$ 478,579
5. 2029	\$ 488,150
6. Thereafter	\$ 2,182,108
7. Total (sum of 1 through 6)	\$ 4,490,797

(3) LCPIC is not involved in any material sales-leaseback transactions.

- B. Lessor Leases
Not applicable

16. Information About Financial Instruments With Off-Balance Sheet Risk and Financial Instruments with Concentrations of Credit Risk

Not applicable

17. Sale, Transfer and Servicing of Financial Assets and Extinguishments of Liabilities

Not applicable

18. Gain or Loss to the Reporting Entity from Uninsured Plans and the Uninsured Portion of Partially Insured Plans

Not applicable

NOTES TO FINANCIAL STATEMENTS

19. Direct Premium Written/Produced by Managing General Agents/Third Party Administrators

Not applicable

20. Fair Value Measurement

- A. Assets and Liabilities Measured at Fair Value After Initial Recognition
None
- B. Fair Value Disclosure Under SSAP No. 100 and Other Accounting Pronouncements
None
- C. Aggregate Fair Value Disclosure for All Financial Instruments and the Level Within the Fair Value Hierarchy
None
- D. Fair Value Disclosure for Financial Instruments Without Practicable Estimate of Fair Value
None
- E. Investments Measured using Net Asset Value (NAV)
None

21. Other Items

- A. Unusual or Infrequent Items
None
- B. Troubled Debt Restructuring: Debtors
None
- C. Other Disclosures
None
- D. Business Interruption Insurance Recoveries
None
- E. State Transferable and Non-transferable Tax Credits
None
- F. Subprime Mortgage Related Risk Exposure
None
- G. Insurance-Linked Securities (ILS) Contracts

	Number of Outstanding ILS Contracts	Aggregate Maximum Proceeds
--	--	-------------------------------

Management of Risk Related To:

(1) Directly Written Insurance Risks

a. ILS Contracts as Issuer	0	\$0
b. ILS Contracts as Ceding Insurer	3	\$645,000,000
c. ILS Contracts as Counterparty	0	\$0

(2) Assumed Insurance Risks

a. ILS Contracts as Issuer	0	\$0
b. ILS Contracts as Ceding Insurer	0	\$0
c. ILS Contracts as Counterparty	0	\$0

- H. The Amount That Could Be Realized on Life Insurance Where the Reporting Entity is Owner and Beneficiary or Has Otherwise Obtained Rights to Control the Policy
None

22. Events Subsequent

Type I. Recognized Subsequent Events

None

Type II. Nonrecognized Subsequent Events

On January 9, 2025, the Board of Directors of Louisiana Citizens Property Insurance Corporation voted to terminate the 1.36% assessment on all residential and commercial property insurance policies in Louisiana, effective April 1, 2025. This assessment, originally established to fund the repayment of bonds issued for debt resulting from claims related to Hurricanes Katrina and Rita, was previously scheduled to expire in June 2026. Although the assessment will end in April 2025, Louisiana Citizens will continue to make semi-annual debt service payments and annual principal payments through June 2026. As of December 31, 2024, Louisiana Citizens Property Insurance Corporation has collected sufficient assessments to cover all remaining debt service and principal obligations. The only accounting changes beginning April 1, 2025, will involve the cessation of recording emergency assessment income and receivables. These changes will not have any net financial impact, consistent with the allowed practices outlined in Note 1A.

NOTES TO FINANCIAL STATEMENTS

23. Reinsurance

- A. Unsecured Reinsurance Recoverables
LCPIC does not have an unsecured aggregate recoverable that exceeds 3% of LCPIC's policyholder surplus.
- B. Reinsurance Recoverable in Dispute
None
- C. Reinsurance Assumed and Ceded
(1) Not Applicable
(2) Not Applicable
(3) Not Applicable
- D. Uncollectible Reinsurance
None
- E. Commutation of Ceded Reinsurance
None
- F. Retroactive Reinsurance
None
- G. Reinsurance Accounted for as a Deposit
None
- H. Disclosures for the Transfer of Property and Casualty Run-off Agreements
None
- I. Certified Reinsurer Rating Downgraded or Status Subject to Revocation
None
- J. Reinsurance Agreements Qualifying for Reinsurer Aggregation
None
- K. Reinsurance Credit
None

24. Retrospectively Rated Contracts & Contracts Subject to Redetermination

Not applicable

25. Changes in Incurred Losses and Loss Adjustment Expenses

- A. Reserves at December 31, 2023 were \$94.3 million. As of December 31, 2024, \$15.2 million was paid for incurred losses and loss adjustment expenses (LAE) attributed to insured events of years prior to 2024. There was a \$32.0 million favorable prior-year development between December 31, 2023 and December 31, 2024 primarily resulting from a decrease in IBNR reserves of \$27.9 million for 2021 Hurricane Ida related losses. In addition, there was a \$4.4 million favorable prior-year development from non-catastrophe related claim activity for 2022 & 2023 loss years. Reserves remaining for 2023 and prior years at December 31, 2024 were \$47.1 million.
- B. There were no significant changes in methodologies and assumptions used in calculating the liability for unpaid losses and loss adjustment expenses.

26. Intercompany Pooling Arrangements

Not applicable

27. Structured Settlements

None

28. Health Care Receivables

Not applicable

29. Participating Policies

Not applicable

30. Premium Deficiency Reserves

None

31. High Deductibles

Not applicable

32. Discounting of Liabilities for Unpaid Losses or Unpaid Loss Adjustment Expenses

Not applicable

33. Asbestos/Environmental Reserves

NOTES TO FINANCIAL STATEMENTS

Not applicable

34. Subscriber Savings Accounts

Not applicable

35. Multiple Peril Crop Insurance

Not applicable

36. Financial Guaranty Insurance

Not applicable

ANNUAL STATEMENT FOR THE YEAR 2024 OF THE Louisiana Citizens Property Insurance Corporation

GENERAL INTERROGATORIES

PART 1 - COMMON INTERROGATORIES

GENERAL

- 1.1 Is the reporting entity a member of an Insurance Holding Company System consisting of two or more affiliated persons, one or more of which is an insurer? Yes [] No [X]
 If yes, complete Schedule Y, Parts 1, 1A, 2 and 3.
- 1.2 If yes, did the reporting entity register and file with its domiciliary State Insurance Commissioner, Director or Superintendent or with such regulatory official of the state of domicile of the principal insurer in the Holding Company System, a registration statement providing disclosure substantially similar to the standards adopted by the National Association of Insurance Commissioners (NAIC) in its Model Insurance Holding Company System Regulatory Act and model regulations pertaining thereto, or is the reporting entity subject to standards and disclosure requirements substantially similar to those required by such Act and regulations? Yes [] No [] N/A []
- 1.3 State Regulating?
- 1.4 Is the reporting entity publicly traded or a member of a publicly traded group? Yes [] No [X]
- 1.5 If the response to 1.4 is yes, provide the CIK (Central Index Key) code issued by the SEC for the entity/group.
- 2.1 Has any change been made during the year of this statement in the charter, by-laws, articles of incorporation, or deed of settlement of the reporting entity? Yes [] No [X]
- 2.2 If yes, date of change:
- 3.1 State as of what date the latest financial examination of the reporting entity was made or is being made.12/31/2023
- 3.2 State the as of date that the latest financial examination report became available from either the state of domicile or the reporting entity. This date should be the date of the examined balance sheet and not the date the report was completed or released.12/31/2018
- 3.3 State as of what date the latest financial examination report became available to other states or the public from either the state of domicile or the reporting entity. This is the release date or completion date of the examination report and not the date of the examination (balance sheet date).09/28/2020
- 3.4 By what department or departments? Louisiana Department of Insurance.....
- 3.5 Have all financial statement adjustments within the latest financial examination report been accounted for in a subsequent financial statement filed with Departments? Yes [] No [] N/A [X]
- 3.6 Have all of the recommendations within the latest financial examination report been complied with? Yes [X] No [] N/A []
- 4.1 During the period covered by this statement, did any agent, broker, sales representative, non-affiliated sales/service organization or any combination thereof under common control (other than salaried employees of the reporting entity) receive credit or commissions for or control a substantial part (more than 20 percent of any major line of business measured on direct premiums) of:
 4.11 sales of new business? Yes [] No [X]
 4.12 renewals? Yes [] No [X]
- 4.2 During the period covered by this statement, did any sales/service organization owned in whole or in part by the reporting entity or an affiliate, receive credit or commissions for or control a substantial part (more than 20 percent of any major line of business measured on direct premiums) of:
 4.21 sales of new business? Yes [] No [X]
 4.22 renewals? Yes [] No [X]
- 5.1 Has the reporting entity been a party to a merger or consolidation during the period covered by this statement? Yes [] No [X]
 If yes, complete and file the merger history data file with the NAIC.
- 5.2 If yes, provide the name of the entity, NAIC company code, and state of domicile (use two letter state abbreviation) for any entity that has ceased to exist as a result of the merger or consolidation.

1 Name of Entity	2 NAIC Company Code	3 State of Domicile
.....
.....
.....

- 6.1 Has the reporting entity had any Certificates of Authority, licenses or registrations (including corporate registration, if applicable) suspended or revoked by any governmental entity during the reporting period? Yes [] No [X]
- 6.2 If yes, give full information
- 7.1 Does any foreign (non-United States) person or entity directly or indirectly control 10% or more of the reporting entity? Yes [] No [X]
- 7.2 If yes, 7.21 State the percentage of foreign control0.0 %
 7.22 State the nationality(s) of the foreign person(s) or entity(s); or if the entity is a mutual or reciprocal, the nationality of its manager or attorney-in-fact and identify the type of entity(s) (e.g., individual, corporation, government, manager or attorney-in-fact).

1 Nationality	2 Type of Entity
.....
.....
.....

- 8.1 Is the company a subsidiary of a depository institution holding company (DIHC) or a DIHC itself, regulated by the Federal Reserve Board? Yes [] No [X]
- 8.2 If response to 8.1 is yes, please identify the name of the DIHC.
- 8.3 Is the company affiliated with one or more banks, thrifts or securities firms? Yes [] No [X]
- 8.4 If response to 8.3 is yes, please provide the names and locations (city and state of the main office) of any affiliates regulated by a federal financial regulatory services agency [i.e. the Federal Reserve Board (FRB), the Office of the Comptroller of the Currency (OCC), the Federal Deposit Insurance Corporation (FDIC) and the Securities Exchange Commission (SEC)] and identify the affiliate's primary federal regulator.

1 Affiliate Name	2 Location (City, State)	3 FRB	4 OCC	5 FDIC	6 SEC
.....

- 8.5 Is the reporting entity a depository institution holding company with significant insurance operations as defined by the Board of Governors of Federal Reserve System or a subsidiary of the depository institution holding company? Yes [] No [X]
- 8.6 If response to 8.5 is no, is the reporting entity a company or subsidiary of a company that has otherwise been made subject to the Federal Reserve Board's capital rule? Yes [] No [] N/A [X]
9. What is the name and address of the independent certified public accountant or accounting firm retained to conduct the annual audit? Duplantier, Hrapmann, Hogan & Maher, LLP, 1615 Poydras Street, Suite 2100, New Orleans, LA 70112.....
- 10.1 Has the insurer been granted any exemptions to the prohibited non-audit services provided by the certified independent public accountant requirements as allowed in Section 7H of the Annual Financial Reporting Model Regulation (Model Audit Rule), or substantially similar state law or regulation? Yes [] No [X]
- 10.2 If the response to 10.1 is yes, provide information related to this exemption:
- 10.3 Has the insurer been granted any exemptions related to the other requirements of the Annual Financial Reporting Model Regulation as allowed for in Section 18A of the Model Regulation, or substantially similar state law or regulation? Yes [] No [X]

ANNUAL STATEMENT FOR THE YEAR 2024 OF THE Louisiana Citizens Property Insurance Corporation

GENERAL INTERROGATORIES

PART 1 - COMMON INTERROGATORIES

- 10.4 If the response to 10.3 is yes, provide information related to this exemption:
- 10.5 Has the reporting entity established an Audit Committee in compliance with the domiciliary state insurance laws? Yes No N/A
- 10.6 If the response to 10.5 is no or n/a, please explain
11. What is the name, address and affiliation (officer/employee of the reporting entity or actuary/consultant associated with an actuarial consulting firm) of the individual providing the statement of actuarial opinion/certification?
Derek Haney, Senior Consulting Actuary, Davies Group, Limited, 5550 Peachtree Parkway, Suite 600, Peachtree Corners, GA 30092.....
- 12.1 Does the reporting entity own any securities of a real estate holding company or otherwise hold real estate indirectly? Yes No
- 12.11 Name of real estate holding company
- 12.12 Number of parcels involved0
- 12.13 Total book/adjusted carrying value \$.....
- 12.2 If yes, provide explanation
13. FOR UNITED STATES BRANCHES OF ALIEN REPORTING ENTITIES ONLY:
- 13.1 What changes have been made during the year in the United States manager or the United States trustees of the reporting entity?
- 13.2 Does this statement contain all business transacted for the reporting entity through its United States Branch on risks wherever located? Yes No
- 13.3 Have there been any changes made to any of the trust indentures during the year? Yes No
- 13.4 If answer to (13.3) is yes, has the domiciliary or entry state approved the changes? Yes No N/A
- 14.1 Are the senior officers (principal executive officer, principal financial officer, principal accounting officer or controller, or persons performing similar functions) of the reporting entity subject to a code of ethics, which includes the following standards?
a. Honest and ethical conduct, including the ethical handling of actual or apparent conflicts of interest between personal and professional relationships;
b. Full, fair, accurate, timely and understandable disclosure in the periodic reports required to be filed by the reporting entity;
c. Compliance with applicable governmental laws, rules and regulations;
d. The prompt internal reporting of violations to an appropriate person or persons identified in the code; and
e. Accountability for adherence to the code. Yes No
- 14.11 If the response to 14.1 is no, please explain:
- 14.2 Has the code of ethics for senior managers been amended? Yes No
- 14.21 If the response to 14.2 is yes, provide information related to amendment(s).
- 14.3 Have any provisions of the code of ethics been waived for any of the specified officers? Yes No
- 14.31 If the response to 14.3 is yes, provide the nature of any waiver(s).
- 15.1 Is the reporting entity the beneficiary of a Letter of Credit that is unrelated to reinsurance where the issuing or confirming bank is not on the SVO Bank List? Yes No
- 15.2 If the response to 15.1 is yes, indicate the American Bankers Association (ABA) Routing Number and the name of the issuing or confirming bank of the Letter of Credit and describe the circumstances in which the Letter of Credit is triggered.

1 American Bankers Association (ABA) Routing Number	2 Issuing or Confirming Bank Name	3 Circumstances That Can Trigger the Letter of Credit	4 Amount

BOARD OF DIRECTORS

16. Is the purchase or sale of all investments of the reporting entity passed upon either by the board of directors or a subordinate committee thereof? Yes No
17. Does the reporting entity keep a complete permanent record of the proceedings of its board of directors and all subordinate committees thereof? Yes No
18. Has the reporting entity an established procedure for disclosure to its board of directors or trustees of any material interest or affiliation on the part of any of its officers, directors, trustees or responsible employees that is in conflict or is likely to conflict with the official duties of such person? Yes No

FINANCIAL

19. Has this statement been prepared using a basis of accounting other than Statutory Accounting Principles (e.g., Generally Accepted Accounting Principles)? Yes No
- 20.1 Total amount loaned during the year (inclusive of Separate Accounts, exclusive of policy loans):
- 20.11 To directors or other officers \$.....
- 20.12 To stockholders not officers \$.....
- 20.13 Trustees, supreme or grand (Fraternal only) \$.....
- 20.2 Total amount of loans outstanding at the end of year (inclusive of Separate Accounts, exclusive of policy loans):
- 20.21 To directors or other officers \$.....
- 20.22 To stockholders not officers \$.....
- 20.23 Trustees, supreme or grand (Fraternal only) \$.....
- 21.1 Were any assets reported in this statement subject to a contractual obligation to transfer to another party without the liability for such obligation being reported in the statement? Yes No
- 21.2 If yes, state the amount thereof at December 31 of the current year:
- 21.21 Rented from others \$.....
- 21.22 Borrowed from others \$.....
- 21.23 Leased from others \$.....
- 21.24 Other \$.....
- 22.1 Does this statement include payments for assessments as described in the *Annual Statement Instructions* other than guaranty fund or guaranty association assessments? Yes No
- 22.2 If answer is yes:
- 22.21 Amount paid as losses or risk adjustment \$.....
- 22.22 Amount paid as expenses \$.....
- 22.23 Other amounts paid \$.....
- 23.1 Does the reporting entity report any amounts due from parent, subsidiaries or affiliates on Page 2 of this statement? Yes No
- 23.2 If yes, indicate any amounts receivable from parent included in the Page 2 amount: \$.....
- 24.1 Does the insurer utilize third parties to pay agent commissions in which the amounts advanced by the third parties are not settled in full within 90 days? Yes No
- 24.2 If the response to 24.1 is yes, identify the third-party that pays the agents and whether they are a related party.

1 Name of Third-Party	2 Is the Third-Party Agent a Related Party (Yes/No)

ANNUAL STATEMENT FOR THE YEAR 2024 OF THE Louisiana Citizens Property Insurance Corporation

GENERAL INTERROGATORIES

PART 1 - COMMON INTERROGATORIES

INVESTMENT

- 25.01 Were all the stocks, bonds and other securities owned December 31 of current year, over which the reporting entity has exclusive control, in the actual possession of the reporting entity on said date? (other than securities lending programs addressed in 25.03) Yes [X] No []
- 25.02 If no, give full and complete information, relating thereto
- 25.03 For securities lending programs, provide a description of the program including value for collateral and amount of loaned securities, and whether collateral is carried on or off-balance sheet. (an alternative is to reference Note 17 where this information is also provided)
Not Applicable.....
- 25.04 For the reporting entity's securities lending program, report amount of collateral for conforming programs as outlined in the Risk-Based Capital Instructions. \$.....
- 25.05 For the reporting entity's securities lending program, report amount of collateral for other programs. \$.....
- 25.06 Does your securities lending program require 102% (domestic securities) and 105% (foreign securities) from the counterparty at the outset of the contract? Yes [] No [] NA [X]
- 25.07 Does the reporting entity non-admit when the collateral received from the counterparty falls below 100%? Yes [] No [] NA [X]
- 25.08 Does the reporting entity or the reporting entity's securities lending agent utilize the Master Securities Lending Agreement (MSLA) to conduct securities lending? Yes [] No [] NA [X]
- 25.09 For the reporting entity's securities lending program, state the amount of the following as of December 31 of the current year:
- 25.091 Total fair value of reinvested collateral assets reported on Schedule DL, Parts 1 and 2 \$.....0
- 25.092 Total book/adjusted carrying value of reinvested collateral assets reported on Schedule DL, Parts 1 and 2 \$.....0
- 25.093 Total payable for securities lending reported on the liability page \$.....0
- 26.1 Were any of the stocks, bonds or other assets of the reporting entity owned at December 31 of the current year not exclusively under the control of the reporting entity or has the reporting entity sold or transferred any assets subject to a put option contract that is currently in force? (Exclude securities subject to Interrogatory 24.1 and 25.03). Yes [] No [X]
- 26.2 If yes, state the amount thereof at December 31 of the current year:
- 26.21 Subject to repurchase agreements \$.....
- 26.22 Subject to reverse repurchase agreements \$.....
- 26.23 Subject to dollar repurchase agreements \$.....
- 26.24 Subject to reverse dollar repurchase agreements \$.....
- 26.25 Placed under option agreements \$.....
- 26.26 Letter stock or securities restricted as to sale – excluding FHLB Capital Stock \$.....
- 26.27 FHLB Capital Stock \$.....
- 26.28 On deposit with states \$.....
- 26.29 On deposit with other regulatory bodies \$.....
- 26.30 Pledged as collateral – excluding collateral pledged to an FHLB \$.....
- 26.31 Pledged as collateral to FHLB – including assets backing funding agreements \$.....
- 26.32 Other \$.....
- 26.3 For category (26.26) provide the following:

1 Nature of Restriction	2 Description	3 Amount

- 27.1 Does the reporting entity have any hedging transactions reported on Schedule DB? Yes [] No [X]
- 27.2 If yes, has a comprehensive description of the hedging program been made available to the domiciliary state? If no, attach a description with this statement. Yes [] No [] N/A []
- LINES 27.3 through 27.5: FOR LIFE/FRATERNAL REPORTING ENTITIES ONLY:**
- 27.3 Does the reporting entity utilize derivatives to hedge variable annuity guarantees subject to fluctuations as a result of interest rate sensitivity? Yes [] No []
- 27.4 If the response to 27.3 is YES, does the reporting entity utilize:
- 27.41 Special accounting provision of SSAP No. 108 Yes [] No []
- 27.42 Permitted accounting practice Yes [] No []
- 27.43 Other accounting guidance Yes [] No []
- 27.5 By responding YES to 27.41 regarding utilizing the special accounting provisions of SSAP No. 108, the reporting entity attests to the following: Yes [] No []
- The reporting entity has obtained explicit approval from the domiciliary state.
 - Hedging strategy subject to the special accounting provisions is consistent with the requirements of VM-21.
 - Actuarial certification has been obtained which indicates that the hedging strategy is incorporated within the establishment of VM-21 reserves and provides the impact of the hedging strategy within the Actuarial Guideline Conditional Tail Expectation Amount.
 - Financial Officer Certification has been obtained which indicates that the hedging strategy meets the definition of a Clearly Defined Hedging Strategy within VM-21 and that the Clearly Defined Hedging Strategy is the hedging strategy being used by the company in its actual day-to-day risk mitigation efforts.
- 28.1 Were any preferred stocks or bonds owned as of December 31 of the current year mandatorily convertible into equity, or, at the option of the issuer, convertible into equity? Yes [] No [X]
- 28.2 If yes, state the amount thereof at December 31 of the current year. \$.....
29. Excluding items in Schedule E – Part 3 – Special Deposits, real estate, mortgage loans and investments held physically in the reporting entity's offices, vaults or safety deposit boxes, were all stocks, bonds and other securities, owned throughout the current year held pursuant to a custodial agreement with a qualified bank or trust company in accordance with Section 1, III – General Examination Considerations, F. Outsourcing of Critical Functions, Custodial or Safekeeping agreements of the NAIC *Financial Condition Examiners Handbook*? Yes [X] No []

29.01 For agreements that comply with the requirements of the NAIC *Financial Condition Examiners Handbook*, complete the following:

1 Name of Custodian(s)	2 Custodian's Address
Regions Bank.....	11 City Plaza, 400 Convention Street, 9th Floor, Baton Rouge, LA 70802.....

29.02 For all agreements that do not comply with the requirements of the NAIC *Financial Condition Examiners Handbook*, provide the name, location and a complete explanation:

1 Name(s)	2 Location(s)	3 Complete Explanation(s)

29.03 Have there been any changes, including name changes, in the custodian(s) identified in 29.01 during the current year? Yes [] No [X]

29.04 If yes, give full and complete information relating thereto:

1 Old Custodian	2 New Custodian	3 Date of Change	4 Reason

ANNUAL STATEMENT FOR THE YEAR 2024 OF THE Louisiana Citizens Property Insurance Corporation
GENERAL INTERROGATORIES
PART 1 - COMMON INTERROGATORIES

29.05 Investment management – Identify all investment advisors, investment managers, broker/dealers, including individuals that have the authority to make investment decisions on behalf of the reporting entity. This includes both primary and sub-advisors. For assets that are managed internally by employees of the reporting entity, note as such. [“...that have access to the investment accounts”; “...handle securities”]

1 Name of Firm or Individual	2 Affiliation
Assets are managed internally by employees.....	I.....
Regions Investment Management, Inc.....	U.....

29.0597 For those firms/individuals listed in the table for Question 29.05, do any firms/individuals unaffiliated with the reporting entity (i.e., designated with a “U”) manage more than 10% of the reporting entity’s invested assets? Yes [] No [X]

29.0598 For firms/individuals unaffiliated with the reporting entity (i.e., designated with a “U”) listed in the table for Question 29.05, does the total assets under management aggregate to more than 50% of the reporting entity’s invested assets? Yes [X] No []

29.06 For those firms or individuals listed in the table for 29.05 with an affiliation code of “A” (affiliated) or “U” (unaffiliated), provide the information for the table below.

1 Central Registration Depository Number	2 Name of Firm or Individual	3 Legal Entity Identifier (LEI)	4 Registered With	5 Investment Management Agreement (IMA) Filed
111715.....	Regions Investment Management, Inc.....	EQTWLK1G70DGC2MGLV11.....	Securities Exchange Commission.....	DS.....

30.1 Does the reporting entity have any diversified mutual funds reported in Schedule D - Part 2 (diversified according to the Securities and Exchange Commission (SEC) in the Investment Company Act of 1940 [Section 5 (b) (1)])? Yes [] No [X]

30.2 If yes, complete the following schedule:

1 CUSIP #	2 Name of Mutual Fund	3 Book/Adjusted Carrying Value
30.2999 TOTAL		0

30.3 For each mutual fund listed in the table above, complete the following schedule:

1 Name of Mutual Fund (from above table)	2 Name of Significant Holding of the Mutual Fund	3 Amount of Mutual Fund’s Book/Adjusted Carrying Value Attributable to the Holding	4 Date of Valuation

31. Provide the following information for all short-term and long-term bonds and all preferred stocks. Do not substitute amortized value or statement value for fair value.

	1 Statement (Admitted) Value	2 Fair Value	3 Excess of Statement over Fair Value (-), or Fair Value over Statement (+)
31.1 Bonds.....	188,773,450	188,588,189	(185,261)
31.2 Preferred Stocks.....	0	0	0
31.3 Totals	188,773,450	188,588,189	(185,261)

31.4 Describe the sources or methods utilized in determining the fair values:

Fair values are determined by Market Value pricing provided by our custodian, Regions Bank.....

32.1 Was the rate used to calculate fair value determined by a broker or custodian for any of the securities in Schedule D? Yes [X] No []

32.2 If the answer to 32.1 is yes, does the reporting entity have a copy of the broker’s or custodian’s pricing policy (hard copy or electronic copy) for all brokers or custodians used as a pricing source? Yes [X] No []

32.3 If the answer to 32.2 is no, describe the reporting entity’s process for determining a reliable pricing source for purposes of disclosure of fair value for Schedule D:

33.1 Have all the filing requirements of the *Purposes and Procedures Manual of the NAIC Investment Analysis Office* been followed? Yes [X] No []

33.2 If no, list exceptions:

34. By self-designating 5GI securities, the reporting entity is certifying the following elements of each self-designated 5GI security:
a. Documentation necessary to permit a full credit analysis of the security does not exist or an NAIC CRP credit rating for an FE or PL security is not available.
b. Issuer or obligor is current on all contracted interest and principal payments.
c. The insurer has an actual expectation of ultimate payment of all contracted interest and principal.
Has the reporting entity self-designated 5GI securities? Yes [] No [X]

35. By self-designating PLGI securities, the reporting entity is certifying its compliance with the requirements as specified in the *Purposes and Procedures Manual of the NAIC Investment Analysis Office* (P&P Manual) for private letter rating (PLR) securities and the following elements of each self-designated PLGI security:

- a. The security was either:
 - i. issued prior to January 1, 2018 (which is exempt from PLR filing requirements pursuant to the P&P Manual), or
 - ii. issued from January 1, 2018 to December 31, 2021 and subject to a confidentiality agreement executed prior to January 1, 2022 which confidentiality agreement remains in force, for which an insurance company cannot provide a copy of a private letter rating rationale report to the SVO due to confidentiality or other contractual reasons (“waived submission PLR securities”).
- b. The reporting entity is holding capital commensurate with the NAIC Designation and NAIC Designation Category reported for the security.
- c. The NAIC Designation and NAIC Designation Category were derived from the credit rating assigned by an NAIC CRP in its legal capacity as an NRSRO which is shown on a current private letter rating, dated during the financial statement year, held by the insurer and available for examination by state insurance regulators.
- d. Other than for waived submission PLR securities, defined above, on or after January 1, 2024 for any PLR securities issued on or after January 1, 2022, if the reporting entity is not permitted to share this private credit rating or the private rating letter rationale report of the PL security with the SVO, it certifies that it is reporting it as an NAIC 5.B GI and may not assign any other self-designation.

Has the reporting entity self-designated PLGI to securities, all of which meet the above requirement and as specified in the P&P Manual? Yes [] No [X]

36. By assigning FE to a Schedule BA non-registered private fund, the reporting entity is certifying the following elements of each self-designated FE fund:

- a. The shares were purchased prior to January 1, 2019.
- b. The reporting entity is holding capital commensurate with the NAIC Designation reported for the security.
- c. The security had a public credit rating(s) with annual surveillance assigned by an NAIC CRP in its legal capacity as an NRSRO prior to January 1, 2019.
- d. The fund only or predominantly holds bonds in its portfolio.

Yes [] No [X]

ANNUAL STATEMENT FOR THE YEAR 2024 OF THE Louisiana Citizens Property Insurance Corporation

GENERAL INTERROGATORIES

PART 1 - COMMON INTERROGATORIES

- e. The current reported NAIC Designation was derived from the public credit rating(s) with annual surveillance assigned by an NAIC CRP in its legal capacity as an NRSRO.
 - f. The public credit rating(s) with annual surveillance assigned by an NAIC CRP has not lapsed.
- Has the reporting entity assigned FE to Schedule BA non-registered private funds that complied with the above criteria?

37. By rolling/renewing short-term or cash equivalent investments with continued reporting on Schedule DA, Part 1 or Schedule E Part 2 (identified through a code (%) in those investment schedules), the reporting entity is certifying to the following:
- a. The investment is a liquid asset that can be terminated by the reporting entity on the current maturity date.
 - b. If the investment is with a nonrelated party or nonaffiliated then it reflects an arms-length transaction with renewal completed at the discretion of all involved parties.
 - c. If the investment is with a related party or affiliate, then the reporting entity has completed robust re-underwriting of the transaction for which documentation is available for regulator review.
 - d. Short-term and cash equivalent investments that have been renewed/rolled from the prior period that do not meet the criteria in 37.a -37.c are reported as long-term investments.

Has the reporting entity rolled/renewed short-term or cash equivalent investments in accordance with these criteria? Yes [] No [] NA [X]

38.1 Does the reporting entity directly hold cryptocurrencies? Yes [] No [X]

38.2 If the response to 38.1 is yes, on what schedule are they reported?

39.1 Does the reporting entity directly or indirectly accept cryptocurrencies as payments for premiums on policies? Yes [] No [X]

39.2 If the response to 39.1 is yes, are the cryptocurrencies held directly or are they immediately converted to U.S. dollars?

39.21 Held directly Yes [] No []

39.22 Immediately converted to U.S. dollars Yes [] No []

39.3 If the response to 38.1 or 39.1 is yes, list all cryptocurrencies accepted for payments of premiums or that are held directly.

1 Name of Cryptocurrency	2 Immediately Converted to USD, Directly Held, or Both	3 Accepted for Payment of Premiums

OTHER

40.1 Amount of payments to trade associations, service organizations and statistical or rating bureaus, if any? \$5,069,174

40.2 List the name of the organization and the amount paid if any such payment represented 25% or more of the total payments to trade associations, service organizations, and statistical or rating bureaus during the period covered by this statement.

1 Name	2 Amount Paid
Louisiana Department of Insurance.....	\$.....4,486,735

41.1 Amount of payments for legal expenses, if any? \$11,765

41.2 List the name of the firm and the amount paid if any such payment represented 25% or more of the total payments for legal expenses during the period covered by this statement.

1 Name	2 Amount Paid
Mediation Arbitration Professional Sys.....	\$.....5,940
Babineaux.....	\$.....2,958

42.1 Amount of payments for expenditures in connection with matters before legislative bodies, officers, or departments of government, if any? \$0

42.2 List the name of the firm and the amount paid if any such payment represented 25% or more of the total payment expenditures in connection with matters before legislative bodies, officers, or departments of government during the period covered by this statement.

1 Name	2 Amount Paid
.....	\$.....
.....	\$.....
.....	\$.....

GENERAL INTERROGATORIES
PART 2 - PROPERTY & CASUALTY INTERROGATORIES

1.1 Does the reporting entity have any direct Medicare Supplement Insurance in force? Yes [] No [X]
 1.2 If yes, indicate premium earned on U. S. business only. \$0
 1.3 What portion of Item (1.2) is not reported on the Medicare Supplement Insurance Experience Exhibit? \$

1.3.1 Reason for excluding

1.4 Indicate amount of earned premium attributable to Canadian and/or Other Alien not included in Item (1.2) above. \$
 1.5 Indicate total incurred claims on all Medicare Supplement insurance. \$0

1.6 Individual policies:

Most current three years:

1.6.1 Total premium earned \$0
 1.6.2 Total incurred claims \$0
 1.6.3 Number of covered lives 0

All years prior to most current three years:

1.6.4 Total premium earned \$0
 1.6.5 Total incurred claims \$0
 1.6.6 Number of covered lives 0

1.7 Group policies:

Most current three years:

1.7.1 Total premium earned \$0
 1.7.2 Total incurred claims \$0
 1.7.3 Number of covered lives 0

All years prior to most current three years:

1.7.4 Total premium earned \$0
 1.7.5 Total incurred claims \$0
 1.7.6 Number of covered lives 0

2. Health Test:

		1 Current Year	2 Prior Year
2.1	Premium Numerator	\$0	\$0
2.2	Premium Denominator	\$305,699,501	\$260,616,120
2.3	Premium Ratio (2.1/2.2)0.0000.000
2.4	Reserve Numerator	\$0	\$0
2.5	Reserve Denominator	\$348,737,730	\$426,027,327
2.6	Reserve Ratio (2.4/2.5)0.0000.000

3.1 Did the reporting entity issue participating policies during the calendar year? Yes [] No [X]

3.2 If yes, provide the amount of premium written for participating and/or non-participating policies during the calendar year:

3.2.1 Participating policies..... \$
 3.2.2 Non-participating policies..... \$

4. For Mutual reporting entities and Reciprocal Exchanges only:

4.1 Does the reporting entity issue assessable policies?..... Yes [] No []
 4.2 Does the reporting entity issue non-assessable policies?..... Yes [] No []
 4.3 If assessable policies are issued, what is the extent of the contingent liability of the policyholders?..... %
 4.4 Total amount of assessments paid or ordered to be paid during the year on deposit notes or contingent premiums. \$

5. For Reciprocal Exchanges Only:

5.1 Does the exchange appoint local agents?..... Yes [] No []

5.2 If yes, is the commission paid:

5.2.1 Out of Attorney's-in-fact compensation..... Yes [] No [] N/A []
 5.2.2 As a direct expense of the exchange..... Yes [] No [] N/A []

5.3 What expenses of the Exchange are not paid out of the compensation of the Attorney-in-fact?

5.4 Has any Attorney-in-fact compensation, contingent on fulfillment of certain conditions, been deferred?..... Yes [] No []

5.5 If yes, give full information

GENERAL INTERROGATORIES
PART 2 - PROPERTY & CASUALTY INTERROGATORIES

- 6.1 What provision has this reporting entity made to protect itself from an excessive loss in the event of a catastrophe under a workers' compensation contract issued without limit of loss:
 Not applicable, LCPIIC does not write workers' compensation insurance.....
- 6.2 Describe the method used to estimate this reporting entity's probable maximum insurance loss, and identify the type of insured exposures comprising that probable maximum loss, the locations of concentrations of those exposures and the external resources (such as consulting firms or computer software models), if any, used in the estimation process:
 LCPIIC utilizes RMS Risk Link v22 and Air Touchstone v10 Catastrophe Modeling Software.....
- 6.3 What provision has this reporting entity made (such as a catastrophic reinsurance program) to protect itself from an excessive loss arising from the types and concentrations of insured exposures comprising its probable maximum property insurance loss?.....
 LCPIIC has a property catastrophe excess of loss contract and two cat bonds to cover a 1 in 96 year probable maximum loss.....
- 6.4 Does the reporting entity carry catastrophe reinsurance protection for at least one reinstatement, in an amount sufficient to cover its estimated probable maximum loss attributable to a single loss event or occurrence?..... Yes No
- 6.5 If no, describe any arrangements or mechanisms employed by the reporting entity to supplement its catastrophe reinsurance program or to hedge its exposure to uninsured catastrophic loss

- 7.1 Has the reporting entity reinsured any risk with any other entity under a quota share reinsurance contract that includes a provision that would limit the reinsurer's losses below the stated quota share percentage (e.g., a deductible, a loss ratio corridor, a loss cap, an aggregate limit or any similar provisions)?..... Yes No
- 7.2 If yes, indicate the number of reinsurance contracts containing such provisions.....
- 7.3 If yes, does the amount of reinsurance credit taken reflect the reduction in quota share coverage caused by any applicable limiting provision(s)?..... Yes No
- 8.1 Has this reporting entity reinsured any risk with any other entity and agreed to release such entity from liability, in whole or in part, from any loss that may occur on this risk, or portion thereof, reinsured?..... Yes No
- 8.2 If yes, give full information

- 9.1 Has the reporting entity ceded any risk under any reinsurance contract (or under multiple contracts with the same reinsurer or its affiliates) for which during the period covered by the statement: (i) it recorded a positive or negative underwriting result greater than 5% of prior year-end surplus as regards policyholders or it reported calendar year written premium ceded or year-end loss and loss expense reserves ceded greater than 5% of prior year-end surplus as regards policyholders; (ii) it accounted for that contract as reinsurance and not as a deposit; and (iii) the contract(s) contain one or more of the following features or other features that would have similar results:
 (a) A contract term longer than two years and the contract is noncancellable by the reporting entity during the contract term;
 (b) A limited or conditional cancellation provision under which cancellation triggers an obligation by the reporting entity, or an affiliate of the reporting entity, to enter into a new reinsurance contract with the reinsurer, or an affiliate of the reinsurer;
 (c) Aggregate stop loss reinsurance coverage;
 (d) A unilateral right by either party (or both parties) to commute the reinsurance contract, whether conditional or not, except for such provisions which are only triggered by a decline in the credit status of the other party;
 (e) A provision permitting reporting of losses, or payment of losses, less frequently than on a quarterly basis (unless there is no activity during the period); or
 (f) Payment schedule, accumulating retentions from multiple years or any features inherently designed to delay timing of the reimbursement to the ceding entity..... Yes No
- 9.2 Has the reporting entity during the period covered by the statement ceded any risk under any reinsurance contract (or under multiple contracts with the same reinsurer or its affiliates), for which, during the period covered by the statement, it recorded a positive or negative underwriting result greater than 5% of prior year-end surplus as regards policyholders or it reported calendar year written premium ceded or year-end loss and loss expense reserves ceded greater than 5% of prior year-end surplus as regards policyholders; excluding cessions to approved pooling arrangements or to captive insurance companies that are directly or indirectly controlling, controlled by, or under common control with (i) one or more unaffiliated policyholders of the reporting entity, or (ii) an association of which one or more unaffiliated policyholders of the reporting entity is a member where:
 (a) The written premium ceded to the reinsurer by the reporting entity or its affiliates represents fifty percent (50%) or more of the entire direct and assumed premium written by the reinsurer based on its most recently available financial statement; or
 (b) Twenty-five percent (25%) or more of the written premium ceded to the reinsurer has been retroceded back to the reporting entity or its affiliates in a separate reinsurance contract. Yes No
- 9.3 If yes to 9.1 or 9.2, please provide the following information in the Reinsurance Summary Supplemental Filing for General Interrogatory 9:
 (a) The aggregate financial statement impact gross of all such ceded reinsurance contracts on the balance sheet and statement of income;
 (b) A summary of the reinsurance contract terms and indicate whether it applies to the contracts meeting the criteria in 9.1 or 9.2; and
 (c) A brief discussion of management's principle objectives in entering into the reinsurance contract including the economic purpose to be achieved.
- 9.4 Except for transactions meeting the requirements of paragraph 36 of SSAP No. 62R - Property and Casualty Reinsurance, has the reporting entity ceded any risk under any reinsurance contract (or multiple contracts with the same reinsurer or its affiliates) during the period covered by the financial statement, and either:
 (a) Accounted for that contract as reinsurance (either prospective or retroactive) under statutory accounting principles ("SAP") and as a deposit under generally accepted accounting principles ("GAAP"); or
 (b) Accounted for that contract as reinsurance under GAAP and as a deposit under SAP? Yes No
- 9.5 If yes to 9.4, explain in the Reinsurance Summary Supplemental Filing for General Interrogatory 9 (Section D) why the contract(s) is treated differently for GAAP and SAP.
- 9.6 The reporting entity is exempt from the Reinsurance Attestation Supplement under one or more of the following criteria:
 (a) The entity does not utilize reinsurance; or, Yes No
 (b) The entity only engages in a 100% quota share contract with an affiliate and the affiliated or lead company has filed an attestation supplement; or Yes No
 (c) The entity has no external cessions and only participates in an intercompany pool and the affiliated or lead company has filed an attestation supplement. Yes No
10. If the reporting entity has assumed risks from another entity, there should be charged on account of such reinsurances a reserve equal to that which the original entity would have been required to charge had it retained the risks. Has this been done? Yes No N/A

GENERAL INTERROGATORIES
PART 2 - PROPERTY & CASUALTY INTERROGATORIES

- 11.1 Has the reporting entity guaranteed policies issued by any other entity and now in force:..... Yes [] No [X]
- 11.2 If yes, give full information
-
- 12.1 If the reporting entity recorded accrued retrospective premiums on insurance contracts on Line 15.3 of the asset schedule, Page 2, state the amount of corresponding liabilities recorded for:
- 12.11 Unpaid losses..... \$.....
- 12.12 Unpaid underwriting expenses (including loss adjustment expenses)..... \$.....
- 12.2 Of the amount on Line 15.3, Page 2, state the amount that is secured by letters of credit, collateral and other funds?..... \$.....
- 12.3 If the reporting entity underwrites commercial insurance risks, such as workers' compensation, are premium notes or promissory notes accepted from its insureds covering unpaid premiums and/or unpaid losses?..... Yes [] No [X] N/A []
- 12.4 If yes, provide the range of interest rates charged under such notes during the period covered by this statement:
- 12.41 From..... %
- 12.42 To..... %
- 12.5 Are letters of credit or collateral and other funds received from insureds being utilized by the reporting entity to secure premium notes or promissory notes taken by a reporting entity, or to secure any of the reporting entity's reported direct unpaid loss reserves, including unpaid losses under loss deductible features of commercial policies?..... Yes [] No [X]
- 12.6 If yes, state the amount thereof at December 31 of current year:
- 12.61 Letters of Credit..... \$.....
- 12.62 Collateral and other funds..... \$.....
- 13.1 Largest net aggregate amount insured in any one risk (excluding workers' compensation):..... \$..... 13,988,920
- 13.2 Does any reinsurance contract considered in the calculation of this amount include an aggregate limit of recovery without also including a reinstatement provision?..... Yes [] No [X]
- 13.3 State the number of reinsurance contracts (excluding individual facultative risk certificates, but including facultative programs, automatic facilities or facultative obligatory contracts) considered in the calculation of the amount..... 0
- 14.1 Is the reporting entity a cedant in a multiple cedant reinsurance contract?..... Yes [] No [X]
- 14.2 If yes, please describe the method of allocating and recording reinsurance among the cedants:
-
- 14.3 If the answer to 14.1 is yes, are the methods described in item 14.2 entirely contained in the respective multiple cedant reinsurance contracts?..... Yes [] No []
- 14.4 If the answer to 14.3 is no, are all the methods described in 14.2 entirely contained in written agreements?..... Yes [] No []
- 14.5 If the answer to 14.4 is no, please explain:
-
- 15.1 Has the reporting entity guaranteed any financed premium accounts?..... Yes [] No [X]
- 15.2 If yes, give full information
-

- 16.1 Does the reporting entity write any warranty business?..... Yes [] No [X]
- If yes, disclose the following information for each of the following types of warranty coverage:

	1 Direct Losses Incurred	2 Direct Losses Unpaid	3 Direct Written Premium	4 Direct Premium Unearned	5 Direct Premium Earned
16.11 Home.....	\$.....	\$.....	\$.....	\$.....	\$.....
16.12 Products.....	\$.....	\$.....	\$.....	\$.....	\$.....
16.13 Automobile.....	\$.....	\$.....	\$.....	\$.....	\$.....
16.14 Other*.....	\$.....	\$.....	\$.....	\$.....	\$.....

* Disclose type of coverage:

GENERAL INTERROGATORIES
PART 2 - PROPERTY & CASUALTY INTERROGATORIES

17.1 Does the reporting entity include amounts recoverable on unauthorized reinsurance in Schedule F – Part 3 that is exempt from the statutory provision for unauthorized reinsurance? Yes [] No [X]

Incurred but not reported losses on contracts in force prior to July 1, 1984, and not subsequently renewed are exempt from the statutory provision for unauthorized reinsurance. Provide the following information for this exemption:

- 17.11 Gross amount of unauthorized reinsurance in Schedule F – Part 3 exempt from the statutory provision for unauthorized reinsurance..... \$.....
- 17.12 Unfunded portion of Interrogatory 17.11..... \$.....
- 17.13 Paid losses and loss adjustment expenses portion of Interrogatory 17.11 \$.....
- 17.14 Case reserves portion of Interrogatory 17.11..... \$.....
- 17.15 Incurred but not reported portion of Interrogatory 17.11..... \$.....
- 17.16 Unearned premium portion of Interrogatory 17.11..... \$.....
- 17.17 Contingent commission portion of Interrogatory 17.11..... \$.....

18.1 Do you act as a custodian for health savings accounts? Yes [] No [X]

18.2 If yes, please provide the amount of custodial funds held as of the reporting date. \$.....

18.3 Do you act as an administrator for health savings accounts? Yes [] No [X]

18.4 If yes, please provide the balance of the funds administered as of the reporting date. \$.....

19. Is the reporting entity licensed or chartered, registered, qualified, eligible or writing business in at least two states? Yes [] No [X]

19.1 If no, does the reporting entity assume reinsurance business that covers risks residing in at least one state other than the state of domicile of the reporting entity? Yes [] No [X]

ANNUAL STATEMENT FOR THE YEAR 2024 OF THE Louisiana Citizens Property Insurance Corporation

FIVE-YEAR HISTORICAL DATA

Show amounts in whole dollars only, no cents; show percentages to one decimal place, i.e., 17.6.

	1 2024	2 2023	3 2022	4 2021	5 2020
Gross Premiums Written (Page 8, Part 1B, Cols. 1, 2 & 3)					
1. Liability lines (Lines 11.1, 11.2, 16, 17.1, 17.2, 17.3, 18.1, 18.2, 19.1, 19.2 & 19.3, 19.4)	0	0	0	0	0
2. Property lines (Lines 1, 2, 9, 12, 21 & 26)	435,026,090	498,907,601	321,063,822	69,399,278	53,449,774
3. Property and liability combined lines (Lines 3, 4, 5, 8, 22 & 27)	83,250,611	119,152,135	103,573,193	6,459,739	5,745,767
4. All other lines (Lines 6, 10, 13, 14, 15, 23, 24, 28, 29, 30 & 34)	0	0	0	0	0
5. Nonproportional reinsurance lines (Lines 31, 32 & 33)	0	0	0	0	0
6. Total (Line 35)	518,276,701	618,059,736	424,637,015	75,859,017	59,195,541
Net Premiums Written (Page 8, Part 1B, Col. 6)					
7. Liability lines (Lines 11.1, 11.2, 16, 17.1, 17.2, 17.3, 18.1, 18.2, 19.1, 19.2 & 19.3, 19.4)	0	0	0	0	0
8. Property lines (Lines 1, 2, 9, 12, 21 & 26)	203,523,235	287,282,741	210,850,190	44,374,160	31,976,329
9. Property and liability combined lines (Lines 3, 4, 5, 8, 22 & 27)	35,711,718	67,122,109	68,069,519	3,666,072	3,063,946
10. All other lines (Lines 6, 10, 13, 14, 15, 23, 24, 28, 29, 30 & 34)	0	0	0	0	0
11. Nonproportional reinsurance lines (Lines 31, 32 & 33)	0	0	0	0	0
12. Total (Line 35)	239,234,953	354,404,850	278,919,708	48,040,232	35,040,275
Statement of Income (Page 4)					
13. Net underwriting gain (loss) (Line 8)	152,324,721	76,773,293	(43,699,712)	(29,624,198)	(26,722,915)
14. Net investment gain (loss) (Line 11)	22,388,074	9,459,667	(3,067,465)	(6,093,520)	(6,034,333)
15. Total other income (Line 15)	1,053,637	4,689,708	13,102,308	7,380,915	8,125,219
16. Dividends to policyholders (Line 17)	0	0	0	0	0
17. Federal and foreign income taxes incurred (Line 19)	0	0	0	0	0
18. Net income (Line 20)	175,766,432	90,922,668	(33,664,869)	(28,336,802)	(24,632,029)
Balance Sheet Lines (Pages 2 and 3)					
19. Total admitted assets excluding protected cell business (Page 2, Line 26, Col. 3)	1,078,829,416	972,874,558	770,448,077	589,148,971	606,463,040
20. Premiums and considerations (Page 2, Col. 3)					
20.1 In course of collection (Line 15.1)	4,258,754	3,605,797	5,159,097	268,319	361,464
20.2 Deferred and not yet due (Line 15.2)	70,080,804	78,119,886	53,268,070	11,783,479	6,724,445
20.3 Accrued retrospective premiums (Line 15.3)	0	0	0	0	0
21. Total liabilities excluding protected cell business (Page 3, Line 26)	692,491,746	778,276,360	693,358,645	454,521,368	444,524,650
22. Losses (Page 3, Line 1)	70,310,939	80,949,065	40,776,218	7,095,263	8,261,314
23. Loss adjustment expenses (Page 3, Line 3)	13,171,305	13,358,228	9,523,015	2,679,710	2,913,081
24. Unearned premiums (Page 3, Line 9)	265,255,486	331,720,034	237,931,304	41,966,576	29,308,289
25. Capital paid up (Page 3, Lines 30 & 31)	0	0	0	0	0
26. Surplus as regards policyholders (Page 3, Line 37)	386,337,669	194,598,198	77,089,432	134,627,603	161,938,390
Cash Flow (Page 5)					
27. Net cash from operations (Line 11)	96,577,713	199,265,610	165,664,700	(7,926,560)	(42,509,242)
Risk-Based Capital Analysis					
28. Total adjusted capital	386,337,669	194,598,198	77,089,432	134,627,603	161,938,390
29. Authorized control level risk-based capital	232,231,298	242,841,067	41,938,385	26,635,104	26,643,144
Percentage Distribution of Cash, Cash Equivalents and Invested Assets (Page 2, Col. 3)(Item divided by Page 2, Line 12, Col. 3) x 100.0					
30. Bonds (Line 1)	19.4	16.2	18.9	24.4	33.1
31. Stocks (Lines 2.1 & 2.2)	0.0	0.0	0.0	0.0	0.0
32. Mortgage loans on real estate (Lines 3.1 and 3.2)	0.0	0.0	0.0	0.0	0.0
33. Real estate (Lines 4.1, 4.2 & 4.3)	0.0	0.0	0.0	0.0	0.0
34. Cash, cash equivalents and short-term investments (Line 5)	80.6	83.8	81.1	75.6	66.9
35. Contract loans (Line 6)	0.0	0.0	0.0	0.0	0.0
36. Derivatives (Line 7)	0.0	0.0	0.0	0.0	0.0
37. Other invested assets (Line 8)	0.0	0.0	0.0	0.0	0.0
38. Receivables for securities (Line 9)	0.0	0.0	0.0	0.0	0.0
39. Securities lending reinvested collateral assets (Line 10)	0.0	0.0	0.0	0.0	0.0
40. Aggregate write-ins for invested assets (Line 11)	0.0	0.0	0.0	0.0	0.0
41. Cash, cash equivalents and invested assets (Line 12)	100.0	100.0	100.0	100.0	100.0
Investments in Parent, Subsidiaries and Affiliates					
42. Affiliated bonds, (Sch. D, Summary, Line 12, Col. 1)	0	0	0	0	0
43. Affiliated preferred stocks (Sch. D, Summary, Line 18, Col. 1)	0	0	0	0	0
44. Affiliated common stocks (Sch. D, Summary, Line 24, Col. 1)	0	0	0	0	0
45. Affiliated short-term investments (subtotals included in Schedule DA Verification, Col. 5, Line 10)	0	0	0	0	0
46. Affiliated mortgage loans on real estate	0	0	0	0	0
47. All other affiliated	0	0	0	0	0
48. Total of above Lines 42 to 47	0	0	0	0	0
49. Total Investment in parent included in Lines 42 to 47 above	0	0	0	0	0
50. Percentage of investments in parent, subsidiaries and affiliates to surplus as regards policyholders (Line 48 above divided by Page 3, Col. 1, Line 37 x 100.0)	0.0	0.0	0.0	0.0	0.0

ANNUAL STATEMENT FOR THE YEAR 2024 OF THE Louisiana Citizens Property Insurance Corporation

FIVE-YEAR HISTORICAL DATA

(Continued)

	1 2024	2 2023	3 2022	4 2021	5 2020
Capital and Surplus Accounts (Page 4)					
51. Net unrealized capital gains (losses) (Line 24)	0	0	0	0	0
52. Dividends to stockholders (Line 35)	0	0	0	0	0
53. Change in surplus as regards policyholders for the year (Line 38)	191,739,471	117,508,766	(57,538,171)	(27,310,787)	(24,524,289)
Gross Losses Paid (Page 9, Part 2, Cols. 1 & 2)					
54. Liability lines (Lines 11.1, 11.2, 16, 17.1, 17.2, 17.3, 18.1, 18.2, 19.1, 19.2 & 19.3, 19.4)	0	0	0	0	0
55. Property lines (Lines 1, 2, 9, 12, 21 & 26)	89,471,296	84,561,939	117,242,917	298,749,223	79,756,305
56. Property and liability combined lines (Lines 3, 4, 5, 8, 22 & 27)	16,146,302	15,321,994	9,406,151	13,545,449	5,522,410
57. All other lines (Lines 6, 10, 13, 14, 15, 23, 24, 28, 29, 30 & 34)	0	0	0	0	0
58. Nonproportional reinsurance lines (Lines 31, 32 & 33)	0	0	0	0	0
59. Total (Line 35)	105,617,598	99,883,933	126,649,068	312,294,673	85,278,715
Net Losses Paid (Page 9, Part 2, Col. 4)					
60. Liability lines (Lines 11.1, 11.2, 16, 17.1, 17.2, 17.3, 18.1, 18.2, 19.1, 19.2 & 19.3 & 19.4)	0	0	0	0	0
61. Property lines (Lines 1, 2, 9, 12, 21 & 26)	62,294,662	31,276,878	16,369,763	41,357,823	42,628,889
62. Property and liability combined lines (Lines 3, 4, 5, 8, 22 & 27)	13,943,577	11,907,230	2,340,982	4,333,968	4,529,520
63. All other lines (Lines 6, 10, 13, 14, 15, 23, 24, 28, 29, 30 & 34)	0	0	0	0	0
64. Nonproportional reinsurance lines (Lines 31, 32 & 33)	0	0	0	0	0
65. Total (Line 35)	76,238,239	43,184,109	18,710,746	45,691,791	47,158,409
Operating Percentages (Page 4) (Item divided by Page 4, Line 1) x 100.0					
66. Premiums earned (Line 1)	100.0	100.0	100.0	100.0	100.0
67. Losses incurred (Line 2)	21.5	32.0	63.2	125.8	118.1
68. Loss expenses incurred (Line 3)	5.7	5.7	18.3	16.4	18.4
69. Other underwriting expenses incurred (Line 4)	23.0	32.8	71.2	41.4	37.4
70. Net underwriting gain (loss) (Line 8)	49.8	29.5	(52.7)	(83.7)	(73.9)
Other Percentages					
71. Other underwriting expenses to net premiums written (Page 4, Lines 4 + 5 - 15 divided by Page 8, Part 1B, Col. 6, Line 35 x 100.0)	29.0	22.8	16.5	15.2	15.4
72. Losses and loss expenses incurred to premiums earned (Page 4, Lines 2 + 3 divided by Page 4, Line 1 x 100.0)	27.2	37.7	81.4	142.3	136.5
73. Net premiums written to policyholders' surplus (Page 8, Part 1B, Col. 6, Line 35 divided by Page 3, Line 37, Col. 1 x 100.0)	61.9	182.1	361.8	35.7	21.6
One Year Loss Development (\$000 omitted)					
74. Development in estimated losses and loss expenses incurred prior to current year (Schedule P, Part 2-Summary, Line 12, Col. 11)	(33,532)	44,430	9,712	2,017	(233)
75. Percent of development of losses and loss expenses incurred to policyholders' surplus of prior year end (Line 74 above divided by Page 4, Line 21, Col. 1 x 100.0)	(17.2)	57.6	7.2	1.2	(0.1)
Two Year Loss Development (\$000 omitted)					
76. Development in estimated losses and loss expenses incurred 2 years before the current year and prior year (Schedule P, Part 2 - Summary, Line 12, Col. 12)	14,149	64,225	2,494	2,291	1,196
77. Percent of development of losses and loss expenses incurred to reported policyholders' surplus of second prior year end (Line 76 above divided by Page 4, Line 21, Col. 2 x 100.0)	18.4	47.7	1.5	1.2	0.7

NOTE: If a party to a merger, have the two most recent years of this exhibit been restated due to a merger in compliance with the disclosure requirements of SSAP No. 3 - Accounting Changes and Correction of Errors? Yes [] No []

If no, please explain



ANNUAL STATEMENT FOR THE YEAR 2024 OF THE Louisiana Citizens Property Insurance Corporation

EXHIBIT OF PREMIUMS AND LOSSES (Statutory Page 14)

NAIC Group Code 00000

BUSINESS IN THE STATE OF Louisiana

DURING THE YEAR 2024

NAIC Company Code 17716

Table with 12 columns: Line of Business, Direct Premiums Written, Direct Premiums Earned, Dividends Paid or Credited to Policyholders on Direct Business, Direct Unearned Premium Reserves, Direct Losses Paid (deducting salvage), Direct Losses Incurred, Direct Losses Unpaid, Direct Defense and Cost Containment Expense Paid, Direct Defense and Cost Containment Expense Incurred, Direct Defense and Cost Containment Expense Unpaid, Commissions and Brokerage Expenses, Taxes, Licenses and Fees. Rows include Fire, Allied Lines, Multiple Peril Crop, Federal Flood, Private Crop, Farmowners Multiple Peril, Homeowners Multiple Peril, Commercial Multiple Peril (Non-Liability Portion), Commercial Multiple Peril (Liability Portion), Mortgage Guaranty, Ocean Marine, Inland Marine, Pet Insurance Plans, Financial Guaranty, Medical Professional Liability - Occurrence, Medical Professional Liability - Claims-Made, Earthquake, Comprehensive (hospital and medical) ind (b), Comprehensive (hospital and medical) group (b), Credit A & H (group and individual), Vision Only (b), Dental Only (b), Disability Income (b), Medicare Supplement (b), Medicaid Title XIX (b), Medicare Title XVIII (b), Long-Term Care (b), Federal Employees Health Benefits Plan (b), Other Health (b), Workers' Compensation, Other Liability-Occurrence, Other Liability-Claims-Made, Excess Workers' Compensation, Products liability-Occurrence, Products liability-Claims-Made, Private Passenger Auto No-Fault (Personal Injury Protection), Other Private Passenger Auto Liability, Commercial Auto No-Fault (Personal Injury Protection), Other Commercial Auto Liability, Private Passenger Auto Physical Damage, Commercial Auto Physical Damage, Aircraft (all perils), Fidelity, Surety, Burglary and theft, Boiler and Machinery, Credit, International, Warranty, Reins nonproportional assumed property, Reins nonproportional assumed liability, Reins nonproportional assumed financial lines, Aggregate write-ins for other lines of business, TOTAL (a), and DETAILS OF WRITE-INS (3401-3403, 3498, 3499).

19.LA

(a) Finance and service charges not included in Lines 1 to 35 \$ 1,216,124

(b) For health business on indicated lines report: Number of persons insured under PPO managed care products 0 and number of persons insured under indemnity only products 0

Schedule F - Part 1

NONE

Schedule F - Part 2

NONE

ANNUAL STATEMENT FOR THE YEAR 2024 OF THE Louisiana Citizens Property Insurance Corporation

SCHEDULE F - PART 3

Ceded Reinsurance as of December 31, Current Year (\$000 Omitted)

1 ID Number	2 NAIC Company Code	3 Name of Reinsurer	4 Domiciliary Jurisdiction	5 Special Code	6 Reinsurance Premiums Ceded	Reinsurance Recoverable On										16 Amount in Dispute Included in Column 15	Reinsurance Payable		19 Net Amount Recoverable From Reinsurers Cols. 15 - [17 + 18]	20 Funds Held By Company Under Reinsurance Treaties
						7 Paid Losses	8 Paid LAE	9 Known Case Loss Reserves	10 Known Case LAE Reserves	11 IBNR Loss Reserves	12 IBNR LAE Reserves	13 Unearned Premiums	14 Contingent Commissions	15 Cols. 7 through 14 Totals	17 Ceded Balances Payable		18 Other Amounts Due to Reinsurers			
Authorized - Affiliates - U.S. Intercompany Pooling																				
Authorized - Affiliates - U.S. Non-Pool - Captive																				
Authorized - Affiliates - U.S. Non-Pool - Other																				
Authorized - Affiliates - Other (Non-U.S.) - Captive																				
Authorized - Affiliates - Other (Non-U.S.) - Other																				
Authorized - Other U.S. Unaffiliated Insurers																				
95-3187355	35300	ALLIANZ GLOBAL RISKS US INS CO	IL		298										0			0		
36-2661954	10103	AMERICAN AGRICULTURAL INS CO	IN							4					4			4		
39-1173498	29068	AMERICAN FAMILY CONNECT PROP & CAS I	WI		2,134										0			0		
47-0574325	32603	BERKLEY INS CO	DE		913										0			0		
63-0202590	22276	BERKSHIRE HATHAWAY SPECIALTY INS CO	NE		12,371	36	20	149	67	1,179	189			1,640	(3)		1,643			
22-2005057	26921	EVEREST REINS CO	DE		5,341	3	1	25	8	69	10			115	0		115			
74-2195939	42374	HOUSTON CAS CO	TX		(2)									0			0			
47-0355979	20087	NATIONAL IND CO	NE		19,964									0			0			
13-3138390	42307	NAVIGATORS INS CO	NY		(9)	4	2	9	5	115	17			152	1		151			
47-0698507	23680	ODYSSEY REINS CO	CT		1,977					8				8			8			
37-0915434	13056	RLI INS CO	IL			0	0	13	3	2	0			19	0		19			
13-3440360	29700	SWISS RE CORP SOLUTIONS ELITE INS CO	MO		1,222									0			0			
31-0542366	10677	THE CINCINNATI INS CO	OH			4	3	32	12	159	28			238			238			
13-5616275	19453	TRANSATLANTIC REINS CO	NY		1,172	2	1	5	3	91	10			112	0		113			
0999999 - Total Authorized - Other U.S. Unaffiliated Insurers					45,379	48	27	233	99	1,626	254	0	0	2,288	0	(2)	0	2,291	0	
Authorized - Pools - Mandatory Pools																				
Authorized - Pools - Voluntary Pools																				
Authorized - Other Non-U.S. Insurers																				
AA-3194139	00000	Axis Specialty Ltd	BMU		0	3	2	8	4	98	15			130	0		131			
AA-3191435	00000	Conduit Reins Ltd	BMU		2,438									0			0			
AA-1120191	00000	Convex Ins UK Ltd	GBR		1,583									0			0			
AA-3191400	00000	Convex Re Ltd	BMU		1,583									0			0			
AA-3194122	00000	DaVinci Reins Ltd	BMU		8,648	3	0	77	21	66	9			176	0		176			
AA-3190871	00000	Lancashire Ins Co Ltd	BMU		267									0			0			
AA-1126033	00000	Lloyd's Syndicate Number 33	GBR			1	0	58	15	9	1			83	0		83			
AA-1127084	00000	Lloyd's Syndicate Number 1084	GBR		(3)	2	1	5	3	57	9			76	0		76			
AA-1127414	00000	Lloyd's Syndicate Number 1414	GBR		4,185					16				16			16			
AA-1120102	00000	Lloyd's Syndicate Number 1458	GBR			0	0	2	1	0	0			3	0		3			
AA-1120157	00000	Lloyd's Syndicate Number 1729	GBR		0	3	1	7	4	82	12			109	0		109			
AA-1120171	00000	Lloyd's Syndicate Number 1856	GBR		3,612	1	1	3	1	3,126	1,912			5,043	0		5,043			
AA-1120083	00000	Lloyd's Syndicate Number 1910	GBR		9,848	5	3	82	25	6,365	3,844			10,323	0		10,323			
AA-1120186	00000	Lloyd's Syndicate Number 1947	GBR		(2)									0			0			
AA-1120084	00000	Lloyd's Syndicate Number 1955	GBR		693	1	0	2	1	25	4			33	0		33			
AA-1120103	00000	Lloyd's Syndicate Number 1967	GBR		2,797									0			0			
AA-1128001	00000	Lloyd's Syndicate Number 2001	GBR		1,534	12	4	141	43	312	45			557	(1)		558			
AA-1128003	00000	Lloyd's Syndicate Number 2003	GBR			0	0	12	3	2	0			17	0		17			
AA-1120152	00000	Lloyd's Syndicate Number 2357	GBR		13,503	24	22	217	81	1,089	195			1,628	0		1,628			
AA-1120182	00000	Lloyd's Syndicate Number 2689	GBR		0	0	0	1	1	12	2			16	0		16			
AA-1128791	00000	Lloyd's Syndicate Number 2791	GBR		2,071	2	1	5	3	66	10			87	0		87			
AA-1128987	00000	Lloyd's Syndicate Number 2987	GBR		0	3	1	7	4	86	13			114	0		115			
AA-1126005	00000	Lloyd's Syndicate Number 4000	GBR		0	1	1	3	1	33	5			43	0		44			
AA-1120075	00000	Lloyd's Syndicate Number 4020	GBR		890	0	0	12	3	2	0			17	0		17			
AA-1120067	00000	Lloyd's Syndicate Number 4242	GBR		0	1	1	5	2	45	7			62	0		62			
AA-1126004	00000	Lloyd's Syndicate Number 4444	GBR			0	0	31	8	5	0			45	0		45			
AA-1126006	00000	Lloyd's Syndicate Number 4472	GBR		(2)									0			0			
AA-3190829	00000	Markel Bermuda Ltd	BMU		19,471	0	0	4	1	1	0			6	0		6			
AA-1460019	00000	MS Amlin AG	CHE		362	6	2	92	27	144	21			292	0		292			
AA-3190686	00000	Partner Reins Co Ltd	BMU							27				27			27			
AA-3190339	00000	RENAISSANCE REINS LTD	BMU		7,278	3	0	92	25	68	9			198	0		199			
AA-3190870	00000	Validus Reins Ltd	BMU											0	1		(1)			
AA-1460006	00000	Validus Reins (Switzerland) Ltd	CHE			2	1	50	13	8	1			75			75			
AA-3191388	00000	Vermeer Reins Ltd	BMU		5,389									0			0			

ANNUAL STATEMENT FOR THE YEAR 2024 OF THE Louisiana Citizens Property Insurance Corporation

SCHEDULE F - PART 3

Ceded Reinsurance as of December 31, Current Year (\$000 Omitted)

1 ID Number	2 NAIC Company Code	3 Name of Reinsurer	4 Domiciliary Jurisdiction	5 Special Code	6 Reinsurance Premiums Ceded	Reinsurance Recoverable On										16 Amount in Dispute Included in Column 15	Reinsurance Payable		19 Net Amount Recoverable From Reinsurers Cols. 15 - [17 + 18]	20 Funds Held By Company Under Reinsurance Treaties
						7 Paid Losses	8 Paid LAE	9 Known Case Loss Reserves	10 Known Case LAE Reserves	11 IBNR Loss Reserves	12 IBNR LAE Reserves	13 Unearned Premiums	14 Contingent Commissions	15 Cols. 7 through 14 Totals	17 Ceded Balances Payable		18 Other Amounts Due to Reinsurers			
1299999 - Total Authorized - Other Non-U.S. Insurers						86,144	75	40	915	291	11,743	6,112	0	0	19,175	0	(3)	0	19,178	0
Authorized - Protected Cells																				
1499999 - Total Authorized Excluding Protected Cells (Sum of 0899999, 0999999, 1099999, 1199999 and 1299999)						131,523	123	67	1,148	389	13,369	6,366	0	0	21,463	0	(5)	0	21,469	0
Unauthorized - Affiliates - U.S. Intercompany Pooling																				
Unauthorized - Affiliates - U.S. Non-Pool - Captive																				
Unauthorized - Affiliates - U.S. Non-Pool - Other																				
Unauthorized - Affiliates - Other (Non-U.S.) - Captive																				
Unauthorized - Affiliates - Other (Non-U.S.) - Other																				
Unauthorized - Other U.S. Unaffiliated Insurers																				
39-6040366	19283	AMERICAN STANDARD INS CO OF WI	WI		0	6	3	26	11	189	31			266		0		267	0	
2399999 - Total Unauthorized - Other U.S. Unaffiliated Insurers						0	6	3	26	11	189	31			266	0	0	0	267	0
Unauthorized - Pools - Mandatory Pools																				
Unauthorized - Pools - Voluntary Pools																				
Unauthorized - Other non-U.S. Insurers																				
AA-3191518	00000	AdVantage Retro I Ltd.	BMU		5,396									0				0		
AA-3190906	00000	Aeolus Re Ltd.	BMU		8,534											85		(85)		
AA-1464104	00000	Allianz Risk Transfer	CHE		(17)									0				0		
AA-3194128	00000	Allied World Assurance Co Ltd.	BMU		(1)									0				0		
AA-3190932	00000	Argo Re	BMU		0	9	7	56	23	353	59			507		0		508		
AA-3190347	00000	Artex SAC Ltd.	BMU		6,399									0				0		
AA-3191529	00000	Bayou Re Ltd.	BMU		55,038									0				0		
AA-5760070	00000	Catahoula Re PTE Ltd	SGP		21,334									0				0		
AA-3194161	00000	Catlin Ins Co Ltd.	BMU			0	0	23	6	4	0			34		0		34		
AA-3190936	00000	DE Shaw Re (Bermuda) Ltd.	BMU		(80)									0				0		
AA-1560350	00000	FARM MUT REINS PLAN LTD.	CAN		230	2	1	11	4	64	11			93		0		93		
AA-3191190	00000	Hamilton Re Ltd.	BMU		856	2	1	4	2	49	7			65		0		65		
AA-3190060	00000	Hannover Re (Bermuda) Ltd.	BMU			0	0	5	1	41	0			47		0		47		
AA-5420050	00000	KOREAN REINS CO.	KOR		201									0				0		
AA-3770506	00000	Longtail Re (Cayman) SPC Ltd.	CYM		606									0				0		
AA-3191239	00000	Lumen Re Ltd.	BMU		1,659									0				0		
AA-1840000	00000	Mapfre Re Compania de Reaseguros SA	ESP							5				5				5		
AA-5340660	00000	NEW INDIA ASSUR CO LTD.	IND		0	2	2	14	6	90	15			128		0		129		
AA-3194127	00000	Park Ind Ltd.	BMU		586									0				0		
AA-3770395	00000	Pelican Re Ltd.	CYM		352	4,044	891	6,441	3,196	33,541				48,113				48,113		
AA-3194137	00000	PXRE Reins Ltd.	BMU							8				8				8		
AA-1320158	00000	Scor SE	FRA		1,319	0	0	4	1	1	0			6		0		6		
AA-3191321	00000	Sirius Bermuda Ins Co Ltd.	BMU		1,507	3	2	8	4	98	15			130				130		
AA-3191295	00000	Third Point Reins (USA) Ltd.	BMU		0									0				0		
AA-3191432	00000	Vantage Risk Ltd.	BMU		2,182									0				0		
2699999 - Total Unauthorized - Other Non-U.S. Insurers						106,099	4,063	903	6,566	3,244	34,254	108	0	0	49,137	0	84	0	49,053	0
Unauthorized - Protected Cells																				
2899999 - Total Unauthorized Excluding Protected Cells (Sum of 2299999, 2399999, 2499999, 2599999 and 2699999)						106,099	4,069	906	6,592	3,255	34,443	139	0	0	49,403	0	84	0	49,320	0
Certified - Affiliates - U.S. Intercompany Pooling																				
Certified - Affiliates - U.S. Non-Pool - Captive																				
Certified - Affiliates - U.S. Non-Pool - Other																				
Certified - Affiliates - Other (Non-U.S.) - Captive																				
Certified - Affiliates - Other (Non-U.S.) - Other																				
Certified - Other U.S. Unaffiliated Insurers																				
Certified - Pools - Mandatory Pools																				
Certified - Pools - Voluntary Pools																				
Certified - Other Non-U.S. Insurers																				
CR-3194126	00000	Arch Reins Ltd.	BMU		16,183	0	0	8	2	1	0			11		(128)		139		
CR-3194130	00000	Endurance Specialty Ins Ltd.	BMU		0	4	1	54	16	114	14			203		0		203		
CR-3191289	00000	Fidelis Ins Bermuda Ltd.	BMU		15,770	16	7	37	21	459	68			608		(2)		610		
CR-1120175	00000	Fidelis Underwriting Ltd.	GBR		(14)	9	4	20	11	246	37			326		(1)		327		

ANNUAL STATEMENT FOR THE YEAR 2024 OF THE Louisiana Citizens Property Insurance Corporation

SCHEDULE F - PART 3

Ceded Reinsurance as of December 31, Current Year (\$000 Omitted)

1 ID Number	2 NAIC Company Code	3 Name of Reinsurer	4 Domiciliary Jurisdiction	5 Special Code	6 Reinsur- ance Premiums Ceded	Reinsurance Recoverable On									16 Amount in Dispute Included in Column 15	Reinsurance Payable		19 Net Amount Recover- able From Reinsurers Cols. 15 - [17 + 18]	20 Funds Held By Company Under Reinsurance Treaties
						7 Paid Losses	8 Paid LAE	9 Known Case Loss Reserves	10 Known Case LAE Reserves	11 IBNR Loss Reserves	12 IBNR LAE Reserves	13 Unearned Premiums	14 Contingent Commis- sions	15 Cols. 7 through 14 Totals		17 Ceded Balances Payable	18 Other Amounts Due to Reinsurers		
CR-1340125	00000	Hannover Rueck SE	DEU		9,481										0		18	(18)	
CR-3190875	00000	Hiscox Ins Co (Bermuda) Ltd.	BMU			1	0	80	21	13	1				116		0	116	
4099999 - Total Certified - Other Non-U.S. Insurers					41,420	30	12	199	71	832	120	0	0	1,264	0	(112)	0	1,376	0
Certified - Protected Cells																			
4299999 - Total Certified Excluding Protected Cells (Sum of 3699999, 3799999, 3899999, 3999999 and 4099999)					41,420	30	12	199	71	832	120	0	0	1,264	0	(112)	0	1,376	0
Reciprocal Jurisdiction - Affiliates - U.S. Intercompany Pooling																			
Reciprocal Jurisdiction - Affiliates - U.S. Non-Pool - Captive																			
Reciprocal Jurisdiction - Affiliates - U.S. Non-Pool - Other																			
Reciprocal Jurisdiction - Affiliates - Other (Non-U.S.) - Captive																			
Reciprocal Jurisdiction - Affiliates - Other (Non-U.S.) - Other																			
Reciprocal Jurisdiction - Other U.S. Unaffiliated Insurers																			
Reciprocal Jurisdiction - Pools - Mandatory Pools																			
Reciprocal Jurisdiction - Pools - Voluntary Pools																			
Reciprocal Jurisdiction - Other Non-U.S. Insurers																			
Reciprocal Jurisdiction - Protected Cells																			
5799999 - Total Authorized, Unauthorized, Reciprocal Jurisdiction and Certified Excluding Protected Cells (Sum of 1499999, 2899999, 4299999 and 5699999)					279,042	4,222	985	7,939	3,715	48,644	6,625	0	0	72,130	0	(34)	0	72,164	0
9999999 Totals					279,042	4,222	985	7,939	3,715	48,644	6,625	0	0	72,130	0	(34)	0	72,164	0

ANNUAL STATEMENT FOR THE YEAR 2024 OF THE Louisiana Citizens Property Insurance Corporation

SCHEDULE F - PART 3 (Continued)

Ceded Reinsurance as of December 31, Current Year (\$000 Omitted)
(Credit Risk)

ID Number From Col. 1	Name of Reinsurer From Col. 3	Collateral				25 Total Funds Held, Payables & Collateral	26 Net Recoverable Net of Funds Held & Collateral	27 Applicable Sch. F Penalty (Col. 78)	Ceded Reinsurance Credit Risk								
		21 Multiple Beneficiary Trusts	22 Letters of Credit	23 Issuing or Confirming Bank Reference Number	24 Single Beneficiary Trusts & Other Allowable Collateral				28 Total Amount Recoverable From Reinsurers Less Penalty (Cols. 15 - 27)	29 Stressed Recoverable (Col. 28 * 120%)	30 Reinsurance Payable & Funds Held (Cols. 17+18+20; but not in excess of Col. 29)	31 Stressed Net Recoverable (Cols. 29 - 30)	32 Total Collateral (Cols. 21 + 22 + 24, not in Excess of Col. 31)	33 Stressed Net Recoverable Net of Collateral Offsets (Cols. 31 - 32)	34 Reinsurer Designation Equivalent	35 Credit Risk Collateralized Recoverables (Col. 32 * Factor Applicable to Reinsurer Designation Equivalent in Col. 34)	36 Credit Risk on Uncollateralized Recoverables (Col. 33 * Factor Applicable to Reinsurer Designation Equivalent in Col. 34)
Authorized - Affiliates - U.S. Intercompany Pooling																	
Authorized - Affiliates - U.S. Non-Pool - Captive																	
Authorized - Affiliates - U.S. Non-Pool - Other																	
Authorized - Affiliates - Other (Non-U.S.) - Captive																	
Authorized - Affiliates - Other (Non-U.S.) - Other																	
Authorized - Other U.S. Unaffiliated Insurers																	
95-3187355	ALLIANZ GLOBAL RISKS US INS CO					.0	.0	.0	.0	.0	.0	.0	.0	.0	.2	.0	.0
36-2661954	AMERICAN AGRICULTURAL INS CO					.0	.4	.0	.4	.5	.0	.5	.0	.5	.3	.0	.0
39-1173498	AMERICAN FAMILY CONNECT PROP & CAS I					.0	.0	.0	.0	.0	.0	.0	.0	.0	.3	.0	.0
47-0574325	BERKLEY INS CO					.0	.0	.0	.0	.0	.0	.0	.0	.0	.2	.0	.0
63-0202590	BERKSHIRE HATHAWAY SPECIALTY INS CO					(3)	1,643	.0	1,640	1,968	(3)	1,970	.0	1,970	.1	.0	.32
22-2005057	EVEREST REINS CO					.0	115	.0	115	138	.0	138	.0	138	.2	.0	.3
74-2195939	HOUSTON CAS CO					.0	.0	.0	.0	.0	.0	.0	.0	.0	.1	.0	.0
47-0355979	NATIONAL IND CO					.0	.0	.0	.0	.0	.0	.0	.0	.0	.1	.0	.0
13-3138390	NAVIGATORS INS CO					.1	151	.0	152	182	.1	182	.0	182	.2	.0	.4
47-0698507	ODYSSEY REINS CO					.0	.8	.0	.8	.10	.0	.10	.0	.10	.2	.0	.0
37-0915434	RLI INS CO					.0	.19	.0	.19	.23	.0	.23	.0	.23	.2	.0	.0
13-3440360	SWISS RE CORP SOLUTIONS ELITE INS CO					.0	.0	.0	.0	.0	.0	.0	.0	.0	.2	.0	.0
31-0542366	THE CINCINNATI INS CO					.0	.238	.0	.238	.286	.0	.286	.0	.286	.2	.0	.6
13-5616275	TRANSATLANTIC REINS CO					.0	.113	.0	.112	.135	.0	.135	.0	.135	.1	.0	.2
0999999	Total Authorized - Other U.S. Unaffiliated Insurers	0	0	XXX	0	(2)	2,291	0	2,288	2,746	(2)	2,748	0	2,748	XXX	0	47
Authorized - Pools - Mandatory Pools																	
Authorized - Pools - Voluntary Pools																	
Authorized - Other Non-U.S. Insurers																	
AA-3194139	Axis Specialty Ltd					.0	131	.0	130	156	.0	157	.0	157	.3	.0	.4
AA-3191435	Conduit Reins Ltd					.0	.0	.0	.0	.0	.0	.0	.0	.0	.4	.0	.0
AA-1120191	Convex Ins UK Ltd					.0	.0	.0	.0	.0	.0	.0	.0	.0	.3	.0	.0
AA-3191400	Convex Re Ltd					.0	.0	.0	.0	.0	.0	.0	.0	.0	.3	.0	.0
AA-3194122	DaVinci Reins Ltd					.0	176	.0	176	211	.0	211	.0	211	.3	.0	.6
AA-3190871	Lancashire Ins Co Ltd					.0	.0	.0	.0	.0	.0	.0	.0	.0	.3	.0	.0
AA-1126033	Lloyd's Syndicate Number 33					.0	.83	.0	.83	100	.0	100	.0	100	.3	.0	.3
AA-1127084	Lloyd's Syndicate Number 1084					.0	.76	.0	.76	.91	.0	.91	.0	.91	.2	.0	.2
AA-1127414	Lloyd's Syndicate Number 1414					.0	.16	.0	.16	.19	.0	.19	.0	.19	.2	.0	.0
AA-1120102	Lloyd's Syndicate Number 1458					.0	.3	.0	.3	.3	.0	.3	.0	.3	.2	.0	.0
AA-1120157	Lloyd's Syndicate Number 1729					.0	.109	.0	.109	.130	.0	.131	.0	.131	.2	.0	.3
AA-1120171	Lloyd's Syndicate Number 1856					.0	5,043	.0	5,043	6,052	.0	6,052	.0	6,052	.2	.0	127
AA-1120083	Lloyd's Syndicate Number 1910	3,352	.0016			3,352	6,972	.0	10,323	12,388	.0	12,388	3,352	9,036	.70	.0	190
AA-1120186	Lloyd's Syndicate Number 1947					.0	.0	.0	.0	.0	.0	.0	.0	.0	.2	.0	.0
AA-1120084	Lloyd's Syndicate Number 1955					.0	.33	.0	.33	.39	.0	.39	.0	.39	.2	.0	.1
AA-1120103	Lloyd's Syndicate Number 1967					.0	.0	.0	.0	.0	.0	.0	.0	.0	.2	.0	.0
AA-1128001	Lloyd's Syndicate Number 2001					(1)	558	.0	557	668	(1)	670	.0	670	.2	.0	14
AA-1128003	Lloyd's Syndicate Number 2003					.0	.17	.0	.17	.20	.0	.20	.0	.20	.2	.0	.0
AA-1120152	Lloyd's Syndicate Number 2357					.0	1,628	.0	1,628	1,954	.0	1,954	.0	1,954	.2	.0	41
AA-1120182	Lloyd's Syndicate Number 2689					.0	.16	.0	.16	.20	.0	.20	.0	.20	.2	.0	.0
AA-1128791	Lloyd's Syndicate Number 2791					.0	.87	.0	.87	104	.0	104	.0	104	.2	.0	.2
AA-1128987	Lloyd's Syndicate Number 2987					.0	115	.0	114	137	.0	137	.0	137	.2	.0	.3
AA-1126005	Lloyd's Syndicate Number 4000					.0	.44	.0	.43	.52	.0	.52	.0	.52	.2	.0	.1
AA-1120075	Lloyd's Syndicate Number 4020					.0	.17	.0	.17	.20	.0	.20	.0	.20	.2	.0	.0
AA-1120067	Lloyd's Syndicate Number 4242					.0	.62	.0	.62	.74	.0	.74	.0	.74	.2	.0	.2
AA-1126004	Lloyd's Syndicate Number 4444					.0	.45	.0	.45	.54	.0	.54	.0	.54	.2	.0	.1
AA-1126006	Lloyd's Syndicate Number 4472					.0	.0	.0	.0	.0	.0	.0	.0	.0	.2	.0	.0
AA-3190829	Markel Bermuda Ltd	6	.0008			6	.0	.0	.6	.7	.0	.7	.6	.1	.3	.0	.0

ANNUAL STATEMENT FOR THE YEAR 2024 OF THE Louisiana Citizens Property Insurance Corporation

SCHEDULE F - PART 3 (Continued)

Ceded Reinsurance as of December 31, Current Year (\$000 Omitted)
(Credit Risk)

ID Number From Col. 1	Name of Reinsurer From Col. 3	Collateral				25	26	27	Ceded Reinsurance Credit Risk								
		21	22	23	24				28	29	30	31	32	33	34	35	36
		Multiple Beneficiary Trusts	Letters of Credit	Issuing or Confirming Bank Reference Number	Single Beneficiary Trusts & Other Allowable Collateral	Total Funds Held, Payables & Collateral	Net Recoverable Net of Funds Held & Collateral	Applicable Sch. F Penalty (Col. 78)	Total Amount Recoverable From Reinsurers Less Penalty (Cols. 15 - 27)	Stressed Recoverable (Col. 28 * 120%)	Reinsurance Payable & Funds Held (Cols. 17+18+20; but not in excess of Col. 29)	Stressed Net Recoverable (Cols. 29 - 30)	Total Collateral (Cols. 21 + 22 + 24, not in Excess of Col. 31)	Stressed Net Recoverable Net of Collateral Offsets (Cols. 31 - 32)	Reinsurer Designation Equivalent	Credit Risk Collateralized Recoverables (Col. 32 * Factor Applicable to Reinsurer Designation Equivalent in Col. 34)	Credit Risk on Uncollateralized Recoverables (Col. 33 * Factor Applicable to Reinsurer Designation Equivalent in Col. 34)
AA-1460019	MS Amlin AG		586	0009		292	0	0	292	350	0	350	350	0	2	7	0
AA-3190686	Partner Reins Co Ltd					0	27	0	27	32	0	32	0	32	2	0	1
AA-3190339	RENAISSANCE REINS LTD					0	199	0	198	238	0	238	0	238	2	0	5
AA-3190870	Validus Reins Ltd					0	0	0	0	0	0	0	0	0	6	0	0
AA-1460006	Validus Reins (Switzerland) Ltd					0	75	15	60	72	0	72	0	72	6	0	9
AA-3191388	Vermeer Reins Ltd					0	0	0	0	0	0	0	0	0	3	0	0
1299999 - Total Authorized - Other Non-U.S. Insurers		0	3,944	XXX	0	3,645	15,529	15	19,160	22,992	(4)	22,996	3,708	19,288	XXX	78	415
Authorized - Protected Cells																	
1499999 - Total Authorized Excluding Protected Cells (Sum of 0899999, 0999999, 1099999, 1199999 and 1299999)		0	3,944	XXX	0	3,643	17,820	15	21,448	25,738	(6)	25,744	3,708	22,036	XXX	78	463
Unauthorized - Affiliates - U.S. Intercompany Pooling																	
Unauthorized - Affiliates - U.S. Non-Pool - Captive																	
Unauthorized - Affiliates - U.S. Non-Pool - Other																	
Unauthorized - Affiliates - Other (Non-U.S.) - Captive																	
Unauthorized - Affiliates - Other (Non-U.S.) - Other																	
Unauthorized - Other U.S. Unaffiliated Insurers																	
39-6040366	AMERICAN STANDARD INS CO OF WI		590	0001		266	0	0	266	319	0	320	320	0	3	9	0
2399999 - Total Unauthorized - Other U.S. Unaffiliated Insurers		0	590	XXX	0	266	0	0	266	319	0	320	320	0	XXX	9	0
Unauthorized - Pools - Mandatory Pools																	
Unauthorized - Pools - Voluntary Pools																	
Unauthorized - Other non-U.S. Insurers																	
AA-3191518	AdVantage Retro I Ltd					0	0	0	0	0	0	0	0	0	6	0	0
AA-3190906	Aeolus Re Ltd				47,487	0	0	0	0	0	0	0	0	0	6	0	0
AA-1464104	Allianz Risk Transfer					0	0	0	0	0	0	0	0	0	2	0	0
AA-3194128	Allied World Assurance Co Ltd					0	0	0	0	0	0	0	0	0	3	0	0
AA-3190932	Argo Re		1,044	0002		507	0	0	507	609	0	609	609	0	4	18	0
AA-3190347	Artex SAC Ltd					0	0	0	0	0	0	0	0	0	6	0	0
AA-3191529	Bayou Re Ltd					0	0	0	0	0	0	0	0	0	6	0	0
AA-5760070	Catahoula Re PTE Ltd					0	0	0	0	0	0	0	0	0	6	0	0
AA-3194161	Catlin Ins Co Ltd		38	0013		34	0	0	34	40	0	40	38	3	6	1	0
AA-3190936	DE Shaw Re (Bermuda) Ltd					0	0	0	0	0	0	0	0	0	6	0	0
AA-1560350	FARM MUT REINS PLAN LTD		461	0004		93	0	0	93	112	0	112	112	0	5	3	0
AA-3191190	Hamilton Re Ltd		175	0005		65	0	0	65	78	0	78	78	0	3	2	0
AA-3190060	Hannover Re (Bermuda) Ltd		48	0006		47	0	0	47	56	0	56	48	9	2	1	0
AA-5420050	KOREAN REINS CO					0	0	0	0	0	0	0	0	0	3	0	0
AA-3770506	Longtail Re (Cayman) SPC Ltd					0	0	0	0	0	0	0	0	0	6	0	0
AA-3191239	Lumen Re Ltd					0	0	0	0	0	0	0	0	0	6	0	0
AA-1840000	Mapfre Re Compania de Reaseguros SA		5	0007		5	0	0	5	6	0	6	5	1	3	0	0
AA-5340660	NEW INDIA ASSUR CO LTD		495	0010		128	0	0	128	154	0	154	154	0	5	5	0
AA-3194127	Park Ind Ltd					0	0	0	0	0	0	0	0	0	6	0	0
AA-3770395	Pelican Re Ltd				50,000	48,113	0	0	48,113	57,736	0	57,736	50,000	7,736	6	1,500	928
AA-3194137	PXRE Reins Ltd		8	0003		8	0	0	8	10	0	10	8	2	6	0	0
AA-1320158	Scor SE		6	0011		6	0	0	6	7	0	7	6	1	3	0	0
AA-3191321	Sirius Bermuda Ins Co Ltd		199	0012		130	0	0	130	156	0	156	156	0	4	5	0
AA-3191295	Third Point Reins (USA) Ltd					0	0	0	0	0	0	0	0	0	6	0	0
AA-3191432	Vantage Risk Ltd					0	0	0	0	0	0	0	0	4	0	0	0
2699999 - Total Unauthorized - Other Non-U.S. Insurers		0	2,478	XXX	97,487	49,137	0	0	49,137	58,965	(1)	58,966	51,215	7,751	XXX	1,536	929
Unauthorized - Protected Cells																	
2899999 - Total Unauthorized Excluding Protected Cells (Sum of 2299999, 2399999, 2499999, 2599999 and 2699999)		0	3,068	XXX	97,487	49,403	0	0	49,403	59,284	(1)	59,285	51,535	7,751	XXX	1,545	929
Certified - Affiliates - U.S. Intercompany Pooling																	

ANNUAL STATEMENT FOR THE YEAR 2024 OF THE Louisiana Citizens Property Insurance Corporation

SCHEDULE F - PART 3 (Continued)

Ceded Reinsurance as of December 31, Current Year (\$000 Omitted)
(Credit Risk)

ID Number From Col. 1	Name of Reinsurer From Col. 3	Collateral				25 Total Funds Held, Payables & Collateral	26 Net Recoverable Net of Funds Held & Collateral	27 Applicable Sch. F Penalty (Col. 78)	Ceded Reinsurance Credit Risk								
		21 Multiple Beneficiary Trusts	22 Letters of Credit	23 Issuing or Confirming Bank Reference Number	24 Single Beneficiary Trusts & Other Allowable Collateral				28 Total Amount Recoverable From Reinsurers Less Penalty (Cols. 15 - 27)	29 Stressed Recoverable (Col. 28 * 120%)	30 Reinsurance Payable & Funds Held (Cols. 17+18+20; but not in excess of Col. 29)	31 Stressed Net Recoverable (Cols. 29 - 30)	32 Total Collateral (Cols. 21 + 22 + 24, not in Excess of Col. 31)	33 Stressed Net Recoverable Net of Collateral Offsets (Cols. 31 - 32)	34 Reinsurer Designation Equivalent	35 Credit Risk Collateralized Recoverables (Col. 32 * Factor Applicable to Reinsurer Designation Equivalent in Col. 34)	36 Credit Risk on Uncollateralized Recoverables (Col. 33 * Factor Applicable to Reinsurer Designation Equivalent in Col. 34)
Certified - Affiliates - U.S. Non-Pool - Captive																	
Certified - Affiliates - U.S. Non-Pool - Other																	
Certified - Affiliates - Other (Non-U.S.) - Captive																	
Certified - Affiliates - Other (Non-U.S.) - Other																	
Certified - Other U.S. Unaffiliated Insurers																	
Certified - Pools - Mandatory Pools																	
Certified - Pools - Voluntary Pools																	
Certified - Other Non-U.S. Insurers																	
CR-3194126	Arch Reins Ltd.		13	0014		(115)	126	76	0	0	(128)	128	13	115	3	0	3
CR-3194130	Endurance Specialty Ins Ltd.				41	40	163	0	203	243	0	244	41	203	3	1	6
CR-3191289	Fidelis Ins Bermuda Ltd.				10,613	608	0	0	608	730	(2)	732	732	0	4	22	0
CR-1120175	Fidelis Underwriting Ltd.				6,788	326	0	0	326	391	(1)	392	392	0	4	12	0
CR-1340125	Hannover Rueck SE				0	0	0	0	0	0	0	0	0	0	2	0	0
CR-3190875	Hiscox Ins Co (Bermuda) Ltd.		157	0015		116	0	0	116	139	0	139	139	0	3	4	0
4099999 - Total Certified - Other Non-U.S. Insurers		0	169	XXX	17,442	975	289	76	1,253	1,503	(130)	1,633	1,315	318	XXX	39	9
Certified - Protected Cells																	
4299999 - Total Certified Excluding Protected Cells (Sum of 3699999, 3799999, 3899999, 3999999 and 4099999)		0	169	XXX	17,442	975	289	76	1,253	1,503	(130)	1,633	1,315	318	XXX	39	9
Reciprocal Jurisdiction - Affiliates - U.S. Intercompany Pooling																	
Reciprocal Jurisdiction - Affiliates - U.S. Non-Pool - Captive																	
Reciprocal Jurisdiction - Affiliates - U.S. Non-Pool - Other																	
Reciprocal Jurisdiction - Affiliates - Other (Non-U.S.) - Captive																	
Reciprocal Jurisdiction - Affiliates - Other (Non-U.S.) - Other																	
Reciprocal Jurisdiction - Other U.S. Unaffiliated Insurers																	
Reciprocal Jurisdiction - Pools - Mandatory Pools																	
Reciprocal Jurisdiction - Pools - Voluntary Pools																	
Reciprocal Jurisdiction - Other Non-U.S. Insurers																	
Reciprocal Jurisdiction - Protected Cells																	
5799999 - Total Authorized, Unauthorized, Reciprocal Jurisdiction and Certified Excluding Protected Cells (Sum of 1499999, 2899999, 4299999 and 5699999)		0	7,181	XXX	114,930	54,021	18,109	91	72,104	86,525	(138)	86,663	56,558	30,105	XXX	1,662	1,401
9999999 Totals		0	7,181	XXX	114,930	54,021	18,109	91	72,104	86,525	(138)	86,663	56,558	30,105	XXX	1,662	1,401

ANNUAL STATEMENT FOR THE YEAR 2024 OF THE Louisiana Citizens Property Insurance Corporation

SCHEDULE F - PART 3 (Continued)

Ceded Reinsurance as of December 31, Current Year (\$000 Omitted)
(Aging of Ceded Reinsurance)

ID Number From Col. 1	Name of Reinsurer From Col. 3	Reinsurance Recoverable on Paid Losses and Paid Loss Adjustment Expenses						44 Total Recoverable on Paid Losses & LAE Amounts in Dispute Included in Col. 43	45 Recoverable on Paid Losses & LAE Over 90 Days Past Due Amounts in Dispute Included in Cols. 40 & 41	46 Total Recoverable on Paid Losses & LAE Amounts Not in Dispute (Cols. 43 - 44)	47 Recoverable on Paid Losses & LAE Over 90 Days Past Due Amounts Not in Dispute (Cols. 40 + 41 - 45)	48 Amounts Received Prior Year Days	49 Percentage Overdue Col. 42/Col. 43	50 Percentage of Amounts More Than 90 Days Overdue Not in Dispute (Col. 47/ [Cols. 46 + 48])	51 Percentage More Than 120 Days Overdue (Col. 41/ Col. 43)	52 Is the Amount in Col. 50 Less Than 20% (Yes or No)	53 Amounts in Col. 47 for Reinsurers with Values Less Than 20% in Col. 50
		37	Overdue				43 Total Due Cols. 37 + 42 (In total should equal Cols. 7 + 8)										
		Current	38 1 - 29 Days	39 30 - 90 Days	40 91 - 120 Days	41 Over 120 Days											
Authorized - Affiliates - U.S. Intercompany Pooling																	
Authorized - Affiliates - U.S. Non-Pool - Captive																	
Authorized - Affiliates - U.S. Non-Pool - Other																	
Authorized - Affiliates - Other (Non-U.S.) - Captive																	
Authorized - Affiliates - Other (Non-U.S.) - Other																	
Authorized - Other U.S. Unaffiliated Insurers																	
95-3187355	ALLIANZ GLOBAL RISKS US INS CO						0	0	0	0		0.000	0.000	0.000	YES	0	
36-2661954	AMERICAN AGRICULTURAL INS CO						0	0	0	0		0.000	0.000	0.000	YES	0	
39-1173498	AMERICAN FAMILY CONNECT PROP & CAS I						0	0	0	0		0.000	0.000	0.000	YES	0	
47-0574325	BERKLEY INS CO						0	0	0	0		0.000	0.000	0.000	YES	0	
63-0202590	BERKSHIRE HATHAWAY SPECIALTY INS CO	40		16			16	56	56	0		29.178	0.000	0.000	YES	0	
22-2005057	EVEREST REINS CO	2		1			1	3	3	0		32.445	0.000	0.000	YES	0	
74-2195939	HOUSTON CAS CO						0	0	0	0		0.000	0.000	0.000	YES	0	
47-0355979	NATIONAL IND CO						0	0	0	0		0.000	0.000	0.000	YES	0	
13-3138390	NAVIGATORS INS CO	4		2			2	6	6	0		29.306	0.000	0.000	YES	0	
47-0698507	ODYSSEY REINS CO						0	0	0	0		0.000	0.000	0.000	YES	0	
37-0915434	RLI INS CO	0		0			0	0	0	0		105.051	0.000	0.000	YES	0	
13-3440360	SWISS RE CORP SOLUTIONS ELITE INS CO						0	0	0	0		0.000	0.000	0.000	YES	0	
31-0542366	THE CINCINNATI INS CO	5		2			2	7	7	0		28.950	0.000	0.000	YES	0	
13-5616275	TRANSATLANTIC REINS CO	2		1			1	3	3	0		29.306	0.000	0.000	YES	0	
0999999	Total Authorized - Other U.S. Unaffiliated Insurers	53	0	22	0	0	22	76	76	0		29.424	0.000	0.000	XXX	0	
Authorized - Pools - Mandatory Pools																	
Authorized - Pools - Voluntary Pools																	
Authorized - Other Non-U.S. Insurers																	
AA-3194139	Axis Specialty Ltd	4		1			1	5	5	0		29.306	0.000	0.000	YES	0	
AA-3191435	Conduit Reins Ltd						0	0	0	0		0.000	0.000	0.000	YES	0	
AA-1120191	Convex Ins UK Ltd						0	0	0	0		0.000	0.000	0.000	YES	0	
AA-3191400	Convex Re Ltd						0	0	0	0		0.000	0.000	0.000	YES	0	
AA-3194122	DaVinci Reins Ltd	2		1			1	3	3	0		41.710	0.000	0.000	YES	0	
AA-3190871	Lancashire Ins Co Ltd						0	0	0	0		0.000	0.000	0.000	YES	0	
AA-1126033	Lloyd's Syndicate Number 33	0		0			0	0	0	0		105.116	0.000	0.000	YES	0	
AA-1127084	Lloyd's Syndicate Number 1084	2		1			1	3	3	0		29.289	0.000	0.000	YES	0	
AA-1127414	Lloyd's Syndicate Number 1414						0	0	0	0		0.000	0.000	0.000	YES	0	
AA-1120102	Lloyd's Syndicate Number 1458	0		0			0	0	0	0		107.143	0.000	0.000	YES	0	
AA-1120157	Lloyd's Syndicate Number 1729	3		1			1	4	4	0		29.306	0.000	0.000	YES	0	
AA-1120171	Lloyd's Syndicate Number 1856	1		0			0	2	2	0		29.306	0.000	0.000	YES	0	
AA-1120083	Lloyd's Syndicate Number 1910	5		3			3	8	8	0		32.808	0.000	0.000	YES	0	
AA-1120186	Lloyd's Syndicate Number 1947						0	0	0	0		0.000	0.000	0.000	YES	0	
AA-1120084	Lloyd's Syndicate Number 1955	1		0			0	1	1	0		29.266	0.000	0.000	YES	0	
AA-1120103	Lloyd's Syndicate Number 1967						0	0	0	0		0.000	0.000	0.000	YES	0	
AA-1128001	Lloyd's Syndicate Number 2001	11		5			5	16	16	0		33.474	0.000	0.000	YES	0	
AA-1128003	Lloyd's Syndicate Number 2003	0		0			0	0	0	0		105.747	0.000	0.000	YES	0	
AA-1120152	Lloyd's Syndicate Number 2357	33		13			13	46	46	0		28.881	0.000	0.000	YES	0	
AA-1120182	Lloyd's Syndicate Number 2689	0		0			0	1	1	0		29.174	0.000	0.000	YES	0	
AA-1128791	Lloyd's Syndicate Number 2791	2		1			1	3	3	0		29.306	0.000	0.000	YES	0	
AA-1128987	Lloyd's Syndicate Number 2987	3		1			1	4	4	0		29.293	0.000	0.000	YES	0	
AA-1126005	Lloyd's Syndicate Number 4000	1		0			0	2	2	0		29.306	0.000	0.000	YES	0	
AA-1120075	Lloyd's Syndicate Number 4020	0		0			0	0	0	0		105.747	0.000	0.000	YES	0	
AA-1120067	Lloyd's Syndicate Number 4242	2		1			1	2	2	0		29.229	0.000	0.000	YES	0	
AA-1126004	Lloyd's Syndicate Number 4444	0		0			0	0	0	0		105.172	0.000	0.000	YES	0	
AA-1126006	Lloyd's Syndicate Number 4472						0	0	0	0		0.000	0.000	0.000	YES	0	

ANNUAL STATEMENT FOR THE YEAR 2024 OF THE Louisiana Citizens Property Insurance Corporation

SCHEDULE F - PART 3 (Continued)

Ceded Reinsurance as of December 31, Current Year (\$000 Omitted)
(Aging of Ceded Reinsurance)

ID Number From Col. 1	Name of Reinsurer From Col. 3	Reinsurance Recoverable on Paid Losses and Paid Loss Adjustment Expenses							44 Total Recoverable on Paid Losses & LAE Amounts in Dispute Included in Col. 43	45 Recoverable on Paid Losses & LAE Over 90 Days Past Due Amounts in Dispute Included in Cols. 40 & 41	46 Total Recoverable on Paid Losses & LAE Amounts Not in Dispute (Cols. 46 + 44)	47 Recoverable on Paid Losses & LAE Over 90 Days Past Due Amounts Not in Dispute (Cols. 40 + 41 - 45)	48 Amounts Received Prior 90 Days	49 Percentage Overdue Col. 42/Col. 43	50 Percentage of Amounts More Than 90 Days Overdue Not in Dispute (Col. 47/ [Cols. 46 + 48])	51 Percentage More Than 120 Days Overdue (Col. 41/ Col. 43)	52 Is the Amount in Col. 50 Less Than 20% (Yes or No)	53 Amounts in Col. 47 for Reinsurers with Values Less Than 20% in Col. 50
		37 Current	38 Overdue				43 Total Due Cols. 37 + 42 (In total should equal Cols. 7 + 8)											
			1 - 29 Days	30 - 90 Days	91 - 120 Days	Over 120 Days												
AA-3190829	Markel Bermuda Ltd.	0	0			0	0			0	0		106.897	0.000	0.000	YES	0	
AA-1460019	MS Amlin AG	5	3			3	7			7	0		35.640	0.000	0.000	YES	0	
AA-3190686	Partner Reins Co Ltd.					0	0			0	0		0.000	0.000	0.000	YES	0	
AA-3190339	RENAISSANCE REINS LTD.	2	1			1	3			3	0		43.882	0.000	0.000	YES	0	
AA-3190870	Validus Reins Ltd.					0	0			0	0		0.000	0.000	0.000	YES	0	
AA-1460006	Validus Reins (Switzerland) Ltd.	0	0	0	3	3	3			3	3		100.603	88.187	88.949	NO	0	
AA-3191388	Vermeer Reins Ltd.					0	0			0	0		0.000	0.000	0.000	YES	0	
1299999 - Total Authorized - Other Non-U.S. Insurers		76	0	36	0	3	39	115	0	0	115	3	0	33.677	2.417	2.438	XXX	0
Authorized - Protected Cells																		
1499999 - Total Authorized Excluding Protected Cells (Sum of 0899999, 0999999, 1099999, 1199999 and 1299999)		130	0	58	0	3	61	191	0	0	191	3	0	31.989	1.457	1.470	XXX	0
Unauthorized - Affiliates - U.S. Intercompany Pooling																		
Unauthorized - Affiliates - U.S. Non-Pool - Captive																		
Unauthorized - Affiliates - U.S. Non-Pool - Other																		
Unauthorized - Affiliates - Other (Non-U.S.) - Captive																		
Unauthorized - Affiliates - Other (Non-U.S.) - Other																		
Unauthorized - Other U.S. Unaffiliated Insurers																		
39-6040366	AMERICAN STANDARD INS CO OF WI	6	3			3	9			9	0		29.146	0.000	0.000	YES	0	
2399999 - Total Unauthorized - Other U.S. Unaffiliated Insurers		6	0	3	0	0	3	9	0	0	9	0	0	29.146	0.000	0.000	XXX	0
Unauthorized - Pools - Mandatory Pools																		
Unauthorized - Pools - Voluntary Pools																		
Unauthorized - Other non-U.S. Insurers																		
AA-3191518	AdVantage Retro I Ltd.					0	0			0	0		0.000	0.000	0.000	YES	0	
AA-3190906	Aeolus Re Ltd.					0	0			0	0		0.000	0.000	0.000	YES	0	
AA-1464104	Allianz Risk Transfer					0	0			0	0		0.000	0.000	0.000	YES	0	
AA-3194128	Allied World Assurance Co Ltd.					0	0			0	0		0.000	0.000	0.000	YES	0	
AA-3190932	Argo Re	11	5			5	16			16	0		29.086	0.000	0.000	YES	0	
AA-3190347	Artex SAC Ltd.					0	0			0	0		0.000	0.000	0.000	YES	0	
AA-3191529	Bayou Re Ltd.					0	0			0	0		0.000	0.000	0.000	YES	0	
AA-5760070	Catahoula Re PTE Ltd.					0	0			0	0		0.000	0.000	0.000	YES	0	
AA-3194161	Catlin Ins Co Ltd.	0	0			0	0			0	0		105.172	0.000	0.000	YES	0	
AA-3190936	DE Shaw Re (Bermuda) Ltd.					0	0			0	0		0.000	0.000	0.000	YES	0	
AA-1560350	FARM MUT REINS PLAN LTD.	2	1			1	3			3	0		29.053	0.000	0.000	YES	0	
AA-3191190	Hamilton Re Ltd.	2	1			1	3			3	0		29.306	0.000	0.000	YES	0	
AA-3190060	Hannover Re (Bermuda) Ltd.	0	0			0	0			0	0		105.714	0.000	0.000	YES	0	
AA-5420050	KOREAN REINS CO					0	0			0	0		0.000	0.000	0.000	YES	0	
AA-3770506	Longtail Re (Cayman) SPC Ltd.					0	0			0	0		0.000	0.000	0.000	YES	0	
AA-3191239	Lumen Re Ltd.					0	0			0	0		0.000	0.000	0.000	YES	0	
AA-1840000	Mapire Re Compania de Reaseguros SA					0	0			0	0		0.000	0.000	0.000	YES	0	
AA-5340660	NEW INDIA ASSUR CO LTD.	3	1			1	4			4	0		29.091	0.000	0.000	YES	0	
AA-3194127	Park Ind Ltd.					0	0			0	0		0.000	0.000	0.000	YES	0	
AA-3770395	Pelican Re Ltd.	1,890	3,045			3,045	4,935			4,935	0		61.697	0.000	0.000	YES	0	
AA-3194137	PXRE Reins Ltd.					0	0			0	0		0.000	0.000	0.000	YES	0	
AA-1320158	Scor SE	0	0			0	0			0	0		106.897	0.000	0.000	YES	0	
AA-3191321	Sirius Bermuda Ins Co Ltd.	4	1			1	5			5	0		29.306	0.000	0.000	YES	0	
AA-3191295	Third Point Reins (USA) Ltd.					0	0			0	0		0.000	0.000	0.000	YES	0	
AA-3191432	Vantage Risk Ltd.					0	0			0	0		0.000	0.000	0.000	YES	0	
2699999 - Total Unauthorized - Other Non-U.S. Insurers		1,912	0	3,054	0	0	3,054	4,966	0	0	4,966	0	0	61.500	0.000	0.000	XXX	0
Unauthorized - Protected Cells																		

ANNUAL STATEMENT FOR THE YEAR 2024 OF THE Louisiana Citizens Property Insurance Corporation

SCHEDULE F - PART 3 (Continued)

Ceded Reinsurance as of December 31, Current Year (\$000 Omitted)
(Aging of Ceded Reinsurance)

ID Number From Col. 1	Name of Reinsurer From Col. 3	Reinsurance Recoverable on Paid Losses and Paid Loss Adjustment Expenses						44 Total Recoverable on Paid Losses & LAE Amounts in Dispute Included in Col. 43	45 Recoverable on Paid Losses & LAE Over 90 Days Past Due Amounts in Dispute Included in Cols. 40 & 41	46 Total Recoverable on Paid Losses & LAE Amounts Not in Dispute (Cols. 43 - 44)	47 Recoverable on Paid Losses & LAE Over 90 Days Past Due Amounts Not in Dispute (Cols. 40 + 41 - 45)	48 Amounts Received Prior 90 Days	49 Percentage Overdue Col. 42/Col. 43	50 Percentage of Amounts More Than 90 Days Overdue Not in Dispute (Col. 47/ [Cols. 46 + 48])	51 Percentage More Than 120 Days Overdue (Col. 41/ Col. 43)	52 Is the Amount in Col. 50 Less Than 20% (Yes or No)	53 Amounts in Col. 47 for Reinsurers with Values Less Than 20% in Col. 50
		37 Current	38 Overdue				43 Total Due Cols. 37 + 42 (In total should equal Cols. 7 + 8)										
			1 - 29 Days	30 - 90 Days	91 - 120 Days	Over 120 Days											
2899999 - Total Unauthorized Excluding Protected Cells (Sum of 2299999, 2399999, 2499999, 2599999 and 2699999)		1,918	0	3,057	0	0	3,057	4,975	0	0	4,975	0	61.442	0.000	0.000	XXX	0
Certified - Affiliates - U.S. Intercompany Pooling																	
Certified - Affiliates - U.S. Non-Pool - Captive																	
Certified - Affiliates - U.S. Non-Pool - Other																	
Certified - Affiliates - Other (Non-U.S.) - Captive																	
Certified - Affiliates - Other (Non-U.S.) - Other																	
Certified - Other U.S. Unaffiliated Insurers																	
Certified - Pools - Mandatory Pools																	
Certified - Pools - Voluntary Pools																	
Certified - Other Non-U.S. Insurers																	
CR-3194126 Arch Reins Ltd.		0	0	0	0	0	0	0	0	0	0	0	105.172	0.000	0.000	YES	0
CR-3194130 Endurance Specialty Ins Ltd.		3	2	5	2	5	2	5	5	5	0	0	34.647	0.000	0.000	YES	0
CR-3191289 Fidelis Ins Bermuda Ltd.		17	7	23	7	23	7	23	23	23	0	0	29.299	0.000	0.000	YES	0
CR-1120175 Fidelis Underwriting Ltd.		9	4	13	4	13	4	13	13	13	0	0	29.298	0.000	0.000	YES	0
CR-1340125 Hannover Rueck SE		0	0	0	0	0	0	0	0	0	0	0	0.000	0.000	0.000	YES	0
CR-3190875 Hiscox Ins Co (Bermuda) Ltd.		0	1	1	1	1	1	1	1	1	0	0	105.184	0.000	0.000	YES	0
4099999 - Total Certified - Other Non-U.S. Insurers		29	0	13	0	0	13	42	0	0	42	0	31.133	0.000	0.000	XXX	0
Certified - Protected Cells																	
4299999 - Total Certified Excluding Protected Cells (Sum of 3699999, 3799999, 3899999, 3999999 and 4099999)		29	0	13	0	0	13	42	0	0	42	0	31.133	0.000	0.000	XXX	0
Reciprocal Jurisdiction - Affiliates - U.S. Intercompany Pooling																	
Reciprocal Jurisdiction - Affiliates - U.S. Non-Pool - Captive																	
Reciprocal Jurisdiction - Affiliates - U.S. Non-Pool - Other																	
Reciprocal Jurisdiction - Affiliates - Other (Non-U.S.) - Captive																	
Reciprocal Jurisdiction - Affiliates - Other (Non-U.S.) - Other																	
Reciprocal Jurisdiction - Other U.S. Unaffiliated Insurers																	
Reciprocal Jurisdiction - Pools - Mandatory Pools																	
Reciprocal Jurisdiction - Pools - Voluntary Pools																	
Reciprocal Jurisdiction - Other Non-U.S. Insurers																	
Reciprocal Jurisdiction - Protected Cells																	
5799999 - Total Authorized, Unauthorized, Reciprocal Jurisdiction and Certified Excluding Protected Cells (Sum of 1499999, 2899999, 4299999 and 5699999)		2,076	0	3,128	0	3	3,131	5,207	0	0	5,207	3	60.123	0.053	0.054	XXX	0
9999999 Totals		2,076	0	3,128	0	3	3,131	5,207	0	0	5,207	3	60.123	0.053	0.054	XXX	0

ANNUAL STATEMENT FOR THE YEAR 2024 OF THE Louisiana Citizens Property Insurance Corporation

SCHEDULE F - PART 3 (Continued)

Ceded Reinsurance as of December 31, Current Year (\$000 Omitted)
(Provision for Reinsurance for Certified Reinsurers)

ID Number From Col. 1	Name of Reinsurer From Col. 3	Provision for Certified Reinsurance													Complete if Col. 52 = "No"; Otherwise Enter 0			69 Provision for Overdue Reinsurance Ceded to Certified Reinsurers (Greater of [Col. 62 + Col. 65] or Col. 68; not to Exceed Col. 63)
		54	55	56	57	58	59	60	61	62	63	64	65	66	67	68		
		Certified Reinsurer Rating (1 through 6)	Effective Date of Certified Reinsurer Rating	Percent Collateral Required for Full Credit (0% through 100%)	Catastrophe Recoverables Qualifying for Collateral Deferral	Net Recoverables Subject to Collateral Requirements for Full Credit (Col. 19 – Col. 57)	Dollar Amount of Collateral Required (Col. 56 * Col. 58)	Percent of Collateral Provided for Net Recoverables Subject to Collateral Requirements ([Col. 20+Col. 21+Col. 22+Col. 24]/Col. 58)	Percent Credit Allowed on Net Recoverables Subject to Collateral Requirements (Col. 60 / Col. 56, not to exceed 100%)	20% of Recoverable on Paid Losses & LAE Over 90 Days Past Due Amounts in Dispute (Col. 45 * 20%)	Amount of Credit Allowed for Net Recoverables (Col. 57+[Col. 58 * Col. 61])	Provision for Reinsurance with Certified Reinsurers Due to Collateral Deficiency (Col. 19 – Col. 63)	20% of Recoverable on Paid Losses & LAE Over 90 Days Past Due Amounts Not in Dispute (Col. 47 * 20%)	Total Collateral Provided (Col. 20+Col. 21+Col. 22+Col. 24; not to Exceed Col. 63)	Net Unsecured Recoverable for Which Credit is Allowed (Col. 63-Col. 66)	20% of Amount in Col. 67		
Authorized - Affiliates - U.S. Intercompany Pooling																		
Authorized - Affiliates - U.S. Non-Pool - Captive																		
Authorized - Affiliates - U.S. Non-Pool - Other																		
Authorized - Affiliates - Other (Non-U.S.) - Captive																		
Authorized - Affiliates - Other (Non-U.S.) - Other																		
Authorized - Other U.S. Unaffiliated Insurers																		
95-3187355	ALLIANZ GLOBAL RISKS US INS CO	XXX	XXX	XXX	XXX	XXX	XXX	XXX	XXX	XXX	XXX	XXX	XXX	XXX	XXX	XXX	XXX	
36-2661954	AMERICAN AGRICULTURAL INS CO	XXX	XXX	XXX	XXX	XXX	XXX	XXX	XXX	XXX	XXX	XXX	XXX	XXX	XXX	XXX	XXX	
39-1173498	AMERICAN FAMILY CONNECT PROP & CAS I	XXX	XXX	XXX	XXX	XXX	XXX	XXX	XXX	XXX	XXX	XXX	XXX	XXX	XXX	XXX	XXX	
47-0574325	BERKLEY INS CO	XXX	XXX	XXX	XXX	XXX	XXX	XXX	XXX	XXX	XXX	XXX	XXX	XXX	XXX	XXX	XXX	
63-0202590	BERKSHIRE HATHAWAY SPECIALTY INS CO	XXX	XXX	XXX	XXX	XXX	XXX	XXX	XXX	XXX	XXX	XXX	XXX	XXX	XXX	XXX	XXX	
22-2005057	EVEREST REINS CO	XXX	XXX	XXX	XXX	XXX	XXX	XXX	XXX	XXX	XXX	XXX	XXX	XXX	XXX	XXX	XXX	
74-2195939	HOUSTON CAS CO	XXX	XXX	XXX	XXX	XXX	XXX	XXX	XXX	XXX	XXX	XXX	XXX	XXX	XXX	XXX	XXX	
47-0355979	NATIONAL IND CO	XXX	XXX	XXX	XXX	XXX	XXX	XXX	XXX	XXX	XXX	XXX	XXX	XXX	XXX	XXX	XXX	
13-3138390	NAVIGATORS INS CO	XXX	XXX	XXX	XXX	XXX	XXX	XXX	XXX	XXX	XXX	XXX	XXX	XXX	XXX	XXX	XXX	
47-0698507	ODYSSEY REINS CO	XXX	XXX	XXX	XXX	XXX	XXX	XXX	XXX	XXX	XXX	XXX	XXX	XXX	XXX	XXX	XXX	
37-0915434	RLI INS CO	XXX	XXX	XXX	XXX	XXX	XXX	XXX	XXX	XXX	XXX	XXX	XXX	XXX	XXX	XXX	XXX	
13-3440360	SWISS RE CORP SOLUTIONS ELITE INS CO	XXX	XXX	XXX	XXX	XXX	XXX	XXX	XXX	XXX	XXX	XXX	XXX	XXX	XXX	XXX	XXX	
31-0542366	THE CINCINNATI INS CO	XXX	XXX	XXX	XXX	XXX	XXX	XXX	XXX	XXX	XXX	XXX	XXX	XXX	XXX	XXX	XXX	
13-5616275	TRANSATLANTIC REINS CO	XXX	XXX	XXX	XXX	XXX	XXX	XXX	XXX	XXX	XXX	XXX	XXX	XXX	XXX	XXX	XXX	
0999999	Total Authorized - Other U.S. Unaffiliated Insurers	XXX	XXX	XXX	XXX	XXX	XXX	XXX	XXX	XXX	XXX	XXX	XXX	XXX	XXX	XXX	XXX	
Authorized - Pools - Mandatory Pools																		
Authorized - Pools - Voluntary Pools																		
Authorized - Other Non-U.S. Insurers																		
AA-3194139	Axis Specialty Ltd	XXX	XXX	XXX	XXX	XXX	XXX	XXX	XXX	XXX	XXX	XXX	XXX	XXX	XXX	XXX	XXX	
AA-3191435	Conduit Reins Ltd	XXX	XXX	XXX	XXX	XXX	XXX	XXX	XXX	XXX	XXX	XXX	XXX	XXX	XXX	XXX	XXX	
AA-1120191	Convex Ins UK Ltd	XXX	XXX	XXX	XXX	XXX	XXX	XXX	XXX	XXX	XXX	XXX	XXX	XXX	XXX	XXX	XXX	
AA-3191400	Convex Re Ltd	XXX	XXX	XXX	XXX	XXX	XXX	XXX	XXX	XXX	XXX	XXX	XXX	XXX	XXX	XXX	XXX	
AA-3194122	DaVinci Reins Ltd	XXX	XXX	XXX	XXX	XXX	XXX	XXX	XXX	XXX	XXX	XXX	XXX	XXX	XXX	XXX	XXX	
AA-3190871	Lancashire Ins Co Ltd	XXX	XXX	XXX	XXX	XXX	XXX	XXX	XXX	XXX	XXX	XXX	XXX	XXX	XXX	XXX	XXX	
AA-1126033	Lloyd's Syndicate Number 33	XXX	XXX	XXX	XXX	XXX	XXX	XXX	XXX	XXX	XXX	XXX	XXX	XXX	XXX	XXX	XXX	
AA-1127084	Lloyd's Syndicate Number 1084	XXX	XXX	XXX	XXX	XXX	XXX	XXX	XXX	XXX	XXX	XXX	XXX	XXX	XXX	XXX	XXX	
AA-1127414	Lloyd's Syndicate Number 1414	XXX	XXX	XXX	XXX	XXX	XXX	XXX	XXX	XXX	XXX	XXX	XXX	XXX	XXX	XXX	XXX	
AA-1120102	Lloyd's Syndicate Number 1458	XXX	XXX	XXX	XXX	XXX	XXX	XXX	XXX	XXX	XXX	XXX	XXX	XXX	XXX	XXX	XXX	
AA-1120157	Lloyd's Syndicate Number 1729	XXX	XXX	XXX	XXX	XXX	XXX	XXX	XXX	XXX	XXX	XXX	XXX	XXX	XXX	XXX	XXX	
AA-1120171	Lloyd's Syndicate Number 1856	XXX	XXX	XXX	XXX	XXX	XXX	XXX	XXX	XXX	XXX	XXX	XXX	XXX	XXX	XXX	XXX	
AA-1120083	Lloyd's Syndicate Number 1910	XXX	XXX	XXX	XXX	XXX	XXX	XXX	XXX	XXX	XXX	XXX	XXX	XXX	XXX	XXX	XXX	
AA-1120186	Lloyd's Syndicate Number 1947	XXX	XXX	XXX	XXX	XXX	XXX	XXX	XXX	XXX	XXX	XXX	XXX	XXX	XXX	XXX	XXX	
AA-1120084	Lloyd's Syndicate Number 1955	XXX	XXX	XXX	XXX	XXX	XXX	XXX	XXX	XXX	XXX	XXX	XXX	XXX	XXX	XXX	XXX	
AA-1120103	Lloyd's Syndicate Number 1967	XXX	XXX	XXX	XXX	XXX	XXX	XXX	XXX	XXX	XXX	XXX	XXX	XXX	XXX	XXX	XXX	
AA-1128001	Lloyd's Syndicate Number 2001	XXX	XXX	XXX	XXX	XXX	XXX	XXX	XXX	XXX	XXX	XXX	XXX	XXX	XXX	XXX	XXX	
AA-1128003	Lloyd's Syndicate Number 2003	XXX	XXX	XXX	XXX	XXX	XXX	XXX	XXX	XXX	XXX	XXX	XXX	XXX	XXX	XXX	XXX	
AA-1120152	Lloyd's Syndicate Number 2357	XXX	XXX	XXX	XXX	XXX	XXX	XXX	XXX	XXX	XXX	XXX	XXX	XXX	XXX	XXX	XXX	
AA-1120182	Lloyd's Syndicate Number 2689	XXX	XXX	XXX	XXX	XXX	XXX	XXX	XXX	XXX	XXX	XXX	XXX	XXX	XXX	XXX	XXX	
AA-1128791	Lloyd's Syndicate Number 2791	XXX	XXX	XXX	XXX	XXX	XXX	XXX	XXX	XXX	XXX	XXX	XXX	XXX	XXX	XXX	XXX	
AA-1128987	Lloyd's Syndicate Number 2987	XXX	XXX	XXX	XXX	XXX	XXX	XXX	XXX	XXX	XXX	XXX	XXX	XXX	XXX	XXX	XXX	
AA-1126005	Lloyd's Syndicate Number 4000	XXX	XXX	XXX	XXX	XXX	XXX	XXX	XXX	XXX	XXX	XXX	XXX	XXX	XXX	XXX	XXX	
AA-1120075	Lloyd's Syndicate Number 4020	XXX	XXX	XXX	XXX	XXX	XXX	XXX	XXX	XXX	XXX	XXX	XXX	XXX	XXX	XXX	XXX	
AA-1120067	Lloyd's Syndicate Number 4242	XXX	XXX	XXX	XXX	XXX	XXX	XXX	XXX	XXX	XXX	XXX	XXX	XXX	XXX	XXX	XXX	

ANNUAL STATEMENT FOR THE YEAR 2024 OF THE Louisiana Citizens Property Insurance Corporation

SCHEDULE F - PART 3 (Continued)

Ceded Reinsurance as of December 31, Current Year (\$000 Omitted)
(Provision for Reinsurance for Certified Reinsurers)

ID Number From Col. 1	Name of Reinsurer From Col. 3	Provision for Certified Reinsurance													Complete if Col. 52 = "No"; Otherwise Enter 0			69 Provision for Overdue Reinsurance Ceded to Certified Reinsurers (Greater of [Col. 62 + Col. 65] or Col. 68; not to Exceed Col. 63)
		54	55	56	57	58	59	60	61	62	63	64	65	66	67	68		
		Certified Reinsurer Rating (1 through 6)	Effective Date of Certified Reinsurer Rating	Percent Collateral Required for Full Credit (0% through 100%)	Catastrophe Recoverables Qualifying for Collateral Deferral	Net Recoverables Subject to Collateral Requirements for Full Credit (Col. 19 – Col. 57)	Dollar Amount of Collateral Required (Col. 56 * Col. 58)	Percent of Collateral Provided for Net Recoverables Subject to Collateral Requirements ([Col. 20+Col. 21+Col. 22+Col. 24]/Col. 58)	Percent Credit Allowed on Net Recoverables Subject to Collateral Requirements (Col. 60 / Col. 56, not to exceed 100%)	20% of Recoverable on Paid Losses & LAE Over 90 Days Past Due Amounts in Dispute (Col. 45 * 20%)	Amount of Credit Allowed for Net Recoverables (Col. 57+[Col. 58 * Col. 61])	Provision for Reinsurance with Certified Reinsurers Due to Collateral Deficiency (Col. 19 – Col. 63)	20% of Recoverable on Paid Losses & LAE Over 90 Days Past Due Amounts Not in Dispute (Col. 47 * 20%)	Total Collateral Provided (Col. 20+Col. 21+Col. 22+Col. 24; not to Exceed Col. 63)	Net Unsecured Recoverable for Which Credit is Allowed (Col. 63-Col. 66)	20% of Amount in Col. 67		
AA-1126004	Lloyd's Syndicate Number 4444	XXX	XXX	XXX	XXX	XXX	XXX	XXX	XXX	XXX	XXX	XXX	XXX	XXX	XXX	XXX	XXX	XXX
AA-1126006	Lloyd's Syndicate Number 4472	XXX	XXX	XXX	XXX	XXX	XXX	XXX	XXX	XXX	XXX	XXX	XXX	XXX	XXX	XXX	XXX	XXX
AA-3190829	Markel Bermuda Ltd.	XXX	XXX	XXX	XXX	XXX	XXX	XXX	XXX	XXX	XXX	XXX	XXX	XXX	XXX	XXX	XXX	XXX
AA-1460019	MS Amlin AG	XXX	XXX	XXX	XXX	XXX	XXX	XXX	XXX	XXX	XXX	XXX	XXX	XXX	XXX	XXX	XXX	XXX
AA-3190686	Partner Reins Co Ltd.	XXX	XXX	XXX	XXX	XXX	XXX	XXX	XXX	XXX	XXX	XXX	XXX	XXX	XXX	XXX	XXX	XXX
AA-3190339	RENAISSANCE REINS LTD.	XXX	XXX	XXX	XXX	XXX	XXX	XXX	XXX	XXX	XXX	XXX	XXX	XXX	XXX	XXX	XXX	XXX
AA-3190870	Validus Reins Ltd.	XXX	XXX	XXX	XXX	XXX	XXX	XXX	XXX	XXX	XXX	XXX	XXX	XXX	XXX	XXX	XXX	XXX
AA-1460006	Validus Reins (Switzerland) Ltd.	XXX	XXX	XXX	XXX	XXX	XXX	XXX	XXX	XXX	XXX	XXX	XXX	XXX	XXX	XXX	XXX	XXX
AA-3191388	Vermeer Reins Ltd.	XXX	XXX	XXX	XXX	XXX	XXX	XXX	XXX	XXX	XXX	XXX	XXX	XXX	XXX	XXX	XXX	XXX
1299999	- Total Authorized - Other Non-U.S. Insurers	XXX	XXX	XXX	XXX	XXX	XXX	XXX	XXX	XXX	XXX	XXX	XXX	XXX	XXX	XXX	XXX	XXX
Authorized - Protected Cells																		
1499999	- Total Authorized Excluding Protected Cells (Sum of 0899999, 0999999, 1099999, 1199999 and 1299999)	XXX	XXX	XXX	XXX	XXX	XXX	XXX	XXX	XXX	XXX	XXX	XXX	XXX	XXX	XXX	XXX	XXX
Unauthorized - Affiliates - U.S. Intercompany Pooling																		
Unauthorized - Affiliates - U.S. Non-Pool - Captive																		
Unauthorized - Affiliates - U.S. Non-Pool - Other																		
Unauthorized - Affiliates - Other (Non-U.S.) - Captive																		
Unauthorized - Affiliates - Other (Non-U.S.) - Other																		
Unauthorized - Other U.S. Unaffiliated Insurers																		
39-6040366	AMERICAN STANDARD INS CO OF WI	XXX	XXX	XXX	XXX	XXX	XXX	XXX	XXX	XXX	XXX	XXX	XXX	XXX	XXX	XXX	XXX	XXX
2399999	- Total Unauthorized - Other U.S. Unaffiliated Insurers	XXX	XXX	XXX	XXX	XXX	XXX	XXX	XXX	XXX	XXX	XXX	XXX	XXX	XXX	XXX	XXX	XXX
Unauthorized - Pools - Mandatory Pools																		
Unauthorized - Pools - Voluntary Pools																		
Unauthorized - Other non-U.S. Insurers																		
AA-3191518	AdVantage Retro I Ltd.	XXX	XXX	XXX	XXX	XXX	XXX	XXX	XXX	XXX	XXX	XXX	XXX	XXX	XXX	XXX	XXX	XXX
AA-3190906	Aeolus Re Ltd.	XXX	XXX	XXX	XXX	XXX	XXX	XXX	XXX	XXX	XXX	XXX	XXX	XXX	XXX	XXX	XXX	XXX
AA-1464104	Allianz Risk Transfer	XXX	XXX	XXX	XXX	XXX	XXX	XXX	XXX	XXX	XXX	XXX	XXX	XXX	XXX	XXX	XXX	XXX
AA-3194128	Allied World Assurance Co Ltd.	XXX	XXX	XXX	XXX	XXX	XXX	XXX	XXX	XXX	XXX	XXX	XXX	XXX	XXX	XXX	XXX	XXX
AA-3190932	Argo Re.	XXX	XXX	XXX	XXX	XXX	XXX	XXX	XXX	XXX	XXX	XXX	XXX	XXX	XXX	XXX	XXX	XXX
AA-3190347	Artex SAC Ltd.	XXX	XXX	XXX	XXX	XXX	XXX	XXX	XXX	XXX	XXX	XXX	XXX	XXX	XXX	XXX	XXX	XXX
AA-3191529	Bayou Re Ltd.	XXX	XXX	XXX	XXX	XXX	XXX	XXX	XXX	XXX	XXX	XXX	XXX	XXX	XXX	XXX	XXX	XXX
AA-5760070	Catahoula Re PTE Ltd.	XXX	XXX	XXX	XXX	XXX	XXX	XXX	XXX	XXX	XXX	XXX	XXX	XXX	XXX	XXX	XXX	XXX
AA-3194161	Catlin Ins Co Ltd.	XXX	XXX	XXX	XXX	XXX	XXX	XXX	XXX	XXX	XXX	XXX	XXX	XXX	XXX	XXX	XXX	XXX
AA-3190936	DE Shaw Re (Bermuda) Ltd.	XXX	XXX	XXX	XXX	XXX	XXX	XXX	XXX	XXX	XXX	XXX	XXX	XXX	XXX	XXX	XXX	XXX
AA-1560350	FARM MUT REINS PLAN LTD.	XXX	XXX	XXX	XXX	XXX	XXX	XXX	XXX	XXX	XXX	XXX	XXX	XXX	XXX	XXX	XXX	XXX
AA-3191190	Hamilton Re Ltd.	XXX	XXX	XXX	XXX	XXX	XXX	XXX	XXX	XXX	XXX	XXX	XXX	XXX	XXX	XXX	XXX	XXX
AA-3190060	Hannover Re (Bermuda) Ltd.	XXX	XXX	XXX	XXX	XXX	XXX	XXX	XXX	XXX	XXX	XXX	XXX	XXX	XXX	XXX	XXX	XXX
AA-5420050	KOREAN REINS CO.	XXX	XXX	XXX	XXX	XXX	XXX	XXX	XXX	XXX	XXX	XXX	XXX	XXX	XXX	XXX	XXX	XXX
AA-3770506	Longtail Re (Cayman) SPC Ltd.	XXX	XXX	XXX	XXX	XXX	XXX	XXX	XXX	XXX	XXX	XXX	XXX	XXX	XXX	XXX	XXX	XXX
AA-3191239	Lumen Re Ltd.	XXX	XXX	XXX	XXX	XXX	XXX	XXX	XXX	XXX	XXX	XXX	XXX	XXX	XXX	XXX	XXX	XXX
AA-1840000	Mapfre Re Compania de Reasegueros SA	XXX	XXX	XXX	XXX	XXX	XXX	XXX	XXX	XXX	XXX	XXX	XXX	XXX	XXX	XXX	XXX	XXX
AA-5340660	NEW INDIA ASSUR CO LTD.	XXX	XXX	XXX	XXX	XXX	XXX	XXX	XXX	XXX	XXX	XXX	XXX	XXX	XXX	XXX	XXX	XXX
AA-3194127	Park Ind Ltd.	XXX	XXX	XXX	XXX	XXX	XXX	XXX	XXX	XXX	XXX	XXX	XXX	XXX	XXX	XXX	XXX	XXX
AA-3770395	Pelican Re Ltd.	XXX	XXX	XXX	XXX	XXX	XXX	XXX	XXX	XXX	XXX	XXX	XXX	XXX	XXX	XXX	XXX	XXX
AA-3194137	PXRE Reins Ltd.	XXX	XXX	XXX	XXX	XXX	XXX	XXX	XXX	XXX	XXX	XXX	XXX	XXX	XXX	XXX	XXX	XXX
AA-1320158	Scor SE	XXX	XXX	XXX	XXX	XXX	XXX	XXX	XXX	XXX	XXX	XXX	XXX	XXX	XXX	XXX	XXX	XXX
AA-3191321	Sirius Bermuda Ins Co Ltd.	XXX	XXX	XXX	XXX	XXX	XXX	XXX	XXX	XXX	XXX	XXX	XXX	XXX	XXX	XXX	XXX	XXX

ANNUAL STATEMENT FOR THE YEAR 2024 OF THE Louisiana Citizens Property Insurance Corporation

SCHEDULE F - PART 3 (Continued)

Ceded Reinsurance as of December 31, Current Year (\$000 Omitted)
(Provision for Reinsurance for Certified Reinsurers)

ID Number From Col. 1	Name of Reinsurer From Col. 3	Provision for Certified Reinsurance													Complete if Col. 52 = "No"; Otherwise Enter 0			69 Provision for Overdue Reinsurance Ceded to Certified Reinsurers (Greater of [Col. 62 + Col. 65] or Col. 68; not to Exceed Col. 63)
		54	55	56	57	58	59	60	61	62	63	64	65	66	67	68		
		Certified Reinsurer Rating (1 through 6)	Effective Date of Certified Reinsurer Rating	Percent Collateral Required for Full Credit (0% through 100%)	Catastrophe Recoverables Qualifying for Collateral Deferral	Net Recoverables Subject to Collateral Requirements for Full Credit (Col. 19 – Col. 57)	Dollar Amount of Collateral Required (Col. 56 * Col. 58)	Percent of Collateral Provided for Net Recoverables Subject to Collateral Requirements ((Col. 20+Col. 21+Col. 22+Col. 24)/Col. 58)	Percent Credit Allowed on Net Recoverables Subject to Collateral Requirements (Col. 60 / Col. 56, not to exceed 100%)	20% of Recoverable on Paid Losses & LAE Over 90 Days Past Due Amounts in Dispute (Col. 45 * 20%)	Amount of Credit Allowed for Net Recoverables (Col. 57+[Col. 58 * Col. 61])	Provision for Reinsurance with Certified Reinsurers Due to Collateral Deficiency (Col. 19 – Col. 63)	20% of Recoverable on Paid Losses & LAE Over 90 Days Past Due Amounts Not in Dispute (Col. 47 * 20%)	Total Collateral Provided (Col. 20+Col. 21+Col. 22+ Col. 24; not to Exceed Col. 63)	Net Unsecured Recoverable for Which Credit is Allowed (Col. 63-Col. 66)	20% of Amount in Col. 67		
AA-3191295	Third Point Reins (USA) Ltd.	XXX	XXX	XXX	XXX	XXX	XXX	XXX	XXX	XXX	XXX	XXX	XXX	XXX	XXX	XXX	XXX	
AA-3191432	Vantage Risk Ltd.	XXX	XXX	XXX	XXX	XXX	XXX	XXX	XXX	XXX	XXX	XXX	XXX	XXX	XXX	XXX	XXX	
2699999 - Total Unauthorized - Other Non-U.S. Insurers																		
Unauthorized - Protected Cells																		
2899999 - Total Unauthorized Excluding Protected Cells (Sum of 2299999, 2399999, 2499999, 2599999 and 2699999)																		
Certified - Affiliates - U.S. Intercompany Pooling																		
Certified - Affiliates - U.S. Non-Pool - Captive																		
Certified - Affiliates - U.S. Non-Pool - Other																		
Certified - Affiliates - Other (Non-U.S.) - Captive																		
Certified - Affiliates - Other (Non-U.S.) - Other																		
Certified - Other U.S. Unaffiliated Insurers																		
Certified - Pools - Mandatory Pools																		
Certified - Pools - Voluntary Pools																		
Certified - Other Non-U.S. Insurers																		
CR-3194126	Arch Reins Ltd.	3	10/01/2014	20.000		139	28	9.076	45.380	0	63	76	0	0	0	0	0	
CR-3194130	Endurance Specialty Ins Ltd.	3	02/05/2016	20.000		203	41	20.000	100.000	0	203	0	0	0	0	0	0	
CR-3191289	Fidelis Ins Bermuda Ltd.	4	12/06/2021	50.000		610	305	1,739.838	100.000	0	610	0	0	0	0	0	0	
CR-1120175	Fidelis Underwriting Ltd.	4	12/06/2021	50.000		327	163	2,078.651	100.000	0	327	0	0	0	0	0	0	
CR-1340125	Hannover Rueck SE	2	10/01/2014	10.000		(18)	(2)	0.000	0.000	0	0	0	0	0	0	0	0	
CR-3190875	Hiscox Ins Co (Bermuda) Ltd.	3	09/15/2017	20.000		116	23	135.423	100.000	0	116	0	0	0	0	0	0	
4099999 - Total Certified - Other Non-U.S. Insurers																		
Certified - Protected Cells																		
4299999 - Total Certified Excluding Protected Cells (Sum of 3699999, 3799999, 3899999, 3999999 and 4099999)																		
Reciprocal Jurisdiction - Affiliates - U.S. Intercompany Pooling																		
Reciprocal Jurisdiction - Affiliates - U.S. Non-Pool - Captive																		
Reciprocal Jurisdiction - Affiliates - U.S. Non-Pool - Other																		
Reciprocal Jurisdiction - Affiliates - Other (Non-U.S.) - Captive																		
Reciprocal Jurisdiction - Affiliates - Other (Non-U.S.) - Other																		
Reciprocal Jurisdiction - Other U.S. Unaffiliated Insurers																		
Reciprocal Jurisdiction - Pools - Mandatory Pools																		
Reciprocal Jurisdiction - Pools - Voluntary Pools																		
Reciprocal Jurisdiction - Other Non-U.S. Insurers																		
Reciprocal Jurisdiction - Protected Cells																		
5799999 - Total Authorized, Unauthorized, Reciprocal Jurisdiction and Certified Excluding Protected Cells (Sum of 1499999, 2899999, 4299999 and 5699999)																		
9999999 Totals																		

ANNUAL STATEMENT FOR THE YEAR 2024 OF THE Louisiana Citizens Property Insurance Corporation

SCHEDULE F - PART 3 (Continued)

Ceded Reinsurance as of December 31, Current Year (\$000 Omitted)
(Total Provision for Reinsurance)

ID Number From Col. 1	Name of Reinsurer From Col. 3	70 20% of Recoverable on Paid Losses & LAE Over 90 Days Past Due Amounts Not in Dispute (Col. 47 * 20%)	Provision for Unauthorized Reinsurance		Provision for Overdue Authorized and Reciprocal Jurisdiction Reinsurance		Total Provision for Reinsurance			
			71 Provision for Reinsurance with Unauthorized Reinsurers Due to Collateral Deficiency (Col. 26)	72 Provision for Overdue Reinsurance from Unauthorized Reinsurers and Amounts in Dispute (Col. 70 + 20% of the Amount in Col. 16)	73 Complete if Col. 52 = "Yes"; Otherwise Enter 0 20% of Recoverable on Paid Losses & LAE Over 90 Days Past Due Amounts Not in Dispute + 20% of Amounts in Dispute ([Col. 47 * 20%] + [Col. 45 * 20%])	74 Complete if Col. 52 = "No"; Otherwise Enter 0 Greater of 20% of Net Recoverable Net of Funds Held & Collateral, or 20% of Recoverable on Paid Losses & LAE Over 90 Days Past Due (Greater of Col. 26 * 20% or [Col. 40 + 41] * 20%)	75 Provision for Amounts Ceded to Authorized and Reciprocal Jurisdiction Reinsurers (Cols. 73 + 74)	76 Provision for Amounts Ceded to Unauthorized Reinsurers (Cols. 71 + 72 Not in Excess of Col. 15)	77 Provision for Amounts Ceded to Certified Reinsurers (Col. 64 + 69)	78 Total Provision for Reinsurance (Cols. 75 + 76 + 77)
Authorized - Affiliates - U.S. Intercompany Pooling										
Authorized - Affiliates - U.S. Non-Pool - Captive										
Authorized - Affiliates - U.S. Non-Pool - Other										
Authorized - Affiliates - Other (Non-U.S.) - Captive										
Authorized - Affiliates - Other (Non-U.S.) - Other										
Authorized - Other U.S. Unaffiliated Insurers										
95-3187355	ALLIANZ GLOBAL RISKS US INS CO	0	XXX	XXX	0	0	0	XXX	XXX	0
36-2661954	AMERICAN AGRICULTURAL INS CO	0	XXX	XXX	0	0	0	XXX	XXX	0
39-1173498	AMERICAN FAMILY CONNECT PROP & CAS I	0	XXX	XXX	0	0	0	XXX	XXX	0
47-0574325	BERKLEY INS CO	0	XXX	XXX	0	0	0	XXX	XXX	0
63-0202590	BERKSHIRE HATHAWAY SPECIALTY INS CO	0	XXX	XXX	0	0	0	XXX	XXX	0
22-2005057	EVEREST REINS CO	0	XXX	XXX	0	0	0	XXX	XXX	0
74-2195939	HOUSTON CAS CO	0	XXX	XXX	0	0	0	XXX	XXX	0
47-0355979	NATIONAL IND CO	0	XXX	XXX	0	0	0	XXX	XXX	0
13-3138390	NAVIGATORS INS CO	0	XXX	XXX	0	0	0	XXX	XXX	0
47-0698507	ODYSSEY REINS CO	0	XXX	XXX	0	0	0	XXX	XXX	0
37-0915434	RLI INS CO	0	XXX	XXX	0	0	0	XXX	XXX	0
13-3440360	SWISS RE CORP SOLUTIONS ELITE INS CO	0	XXX	XXX	0	0	0	XXX	XXX	0
31-0542366	THE CINCINNATI INS CO	0	XXX	XXX	0	0	0	XXX	XXX	0
13-5616275	TRANSATLANTIC REINS CO	0	XXX	XXX	0	0	0	XXX	XXX	0
0999999	Total Authorized - Other U.S. Unaffiliated Insurers	0	XXX	XXX	0	0	0	XXX	XXX	0
Authorized - Pools - Mandatory Pools										
Authorized - Pools - Voluntary Pools										
Authorized - Other Non-U.S. Insurers										
AA-3194139	Axis Specialty Ltd	0	XXX	XXX	0	0	0	XXX	XXX	0
AA-3191435	Conduit Reins Ltd	0	XXX	XXX	0	0	0	XXX	XXX	0
AA-1120191	Convex Ins UK Ltd	0	XXX	XXX	0	0	0	XXX	XXX	0
AA-3191400	Convex Re Ltd	0	XXX	XXX	0	0	0	XXX	XXX	0
AA-3194122	DaVinci Reins Ltd	0	XXX	XXX	0	0	0	XXX	XXX	0
AA-3190871	Lancashire Ins Co Ltd	0	XXX	XXX	0	0	0	XXX	XXX	0
AA-1126033	Lloyd's Syndicate Number 33	0	XXX	XXX	0	0	0	XXX	XXX	0
AA-1127084	Lloyd's Syndicate Number 1084	0	XXX	XXX	0	0	0	XXX	XXX	0
AA-1127414	Lloyd's Syndicate Number 1414	0	XXX	XXX	0	0	0	XXX	XXX	0
AA-1120102	Lloyd's Syndicate Number 1458	0	XXX	XXX	0	0	0	XXX	XXX	0
AA-1120157	Lloyd's Syndicate Number 1729	0	XXX	XXX	0	0	0	XXX	XXX	0
AA-1120171	Lloyd's Syndicate Number 1856	0	XXX	XXX	0	0	0	XXX	XXX	0
AA-1120083	Lloyd's Syndicate Number 1910	0	XXX	XXX	0	0	0	XXX	XXX	0
AA-1120186	Lloyd's Syndicate Number 1947	0	XXX	XXX	0	0	0	XXX	XXX	0
AA-1120084	Lloyd's Syndicate Number 1955	0	XXX	XXX	0	0	0	XXX	XXX	0
AA-1120103	Lloyd's Syndicate Number 1967	0	XXX	XXX	0	0	0	XXX	XXX	0
AA-1128001	Lloyd's Syndicate Number 2001	0	XXX	XXX	0	0	0	XXX	XXX	0
AA-1128003	Lloyd's Syndicate Number 2003	0	XXX	XXX	0	0	0	XXX	XXX	0
AA-1120152	Lloyd's Syndicate Number 2357	0	XXX	XXX	0	0	0	XXX	XXX	0
AA-1120182	Lloyd's Syndicate Number 2689	0	XXX	XXX	0	0	0	XXX	XXX	0
AA-1128791	Lloyd's Syndicate Number 2791	0	XXX	XXX	0	0	0	XXX	XXX	0
AA-1128987	Lloyd's Syndicate Number 2987	0	XXX	XXX	0	0	0	XXX	XXX	0
AA-1126005	Lloyd's Syndicate Number 4000	0	XXX	XXX	0	0	0	XXX	XXX	0

ANNUAL STATEMENT FOR THE YEAR 2024 OF THE Louisiana Citizens Property Insurance Corporation

SCHEDULE F - PART 3 (Continued)

Ceded Reinsurance as of December 31, Current Year (\$000 Omitted)
(Total Provision for Reinsurance)

ID Number From Col. 1	Name of Reinsurer From Col. 3	70 20% of Recoverable on Paid Losses & LAE Over 90 Days Past Due Amounts Not in Dispute (Col. 47 * 20%)	Provision for Unauthorized Reinsurance		Provision for Overdue Authorized and Reciprocal Jurisdiction Reinsurance		Total Provision for Reinsurance				
			71 Provision for Reinsurance with Unauthorized Reinsurers Due to Collateral Deficiency (Col. 26)	72 Provision for Overdue Reinsurance from Unauthorized Reinsurers and Amounts in Dispute (Col. 70 + 20% of the Amount in Col. 16)	73 Complete if Col. 52 = "Yes"; Otherwise Enter 0 20% of Recoverable on Paid Losses & LAE Over 90 Days Past Due Amounts Not in Dispute + 20% of Amounts in Dispute ([Col. 47 * 20%] + [Col. 45 * 20%])	74 Complete if Col. 52 = "No"; Otherwise Enter 0 Greater of 20% of Net Recoverable Net of Funds Held & Collateral, or 20% of Recoverable on Paid Losses & LAE Over 90 Days Past Due (Greater of Col. 26 * 20% or [Col. 40 + 41] * 20%)	75 Provision for Amounts Ceded to Authorized and Reciprocal Reinsurers (Cols. 73 + 74)	76 Provision for Amounts Ceded to Unauthorized Reinsurers (Cols. 71 + 72 Not in Excess of Col. 15)	77 Provision for Amounts Ceded to Certified Reinsurers (Col. 64 + 69)	78 Total Provision for Reinsurance (Cols. 75 + 76 + 77)	
AA-1120075	Lloyd's Syndicate Number 4020	0	XXX	XXX	0	0	0	0	XXX	XXX	0
AA-1120067	Lloyd's Syndicate Number 4242	0	XXX	XXX	0	0	0	0	XXX	XXX	0
AA-1126004	Lloyd's Syndicate Number 4444	0	XXX	XXX	0	0	0	0	XXX	XXX	0
AA-1126006	Lloyd's Syndicate Number 4472	0	XXX	XXX	0	0	0	0	XXX	XXX	0
AA-3190829	Markel Bermuda Ltd.	0	XXX	XXX	0	0	0	0	XXX	XXX	0
AA-1460019	MS Amlin AG	0	XXX	XXX	0	0	0	0	XXX	XXX	0
AA-3190686	Partner Reins Co Ltd.	0	XXX	XXX	0	0	0	0	XXX	XXX	0
AA-3190339	RENAISSANCE REINS LTD.	0	XXX	XXX	0	0	0	0	XXX	XXX	0
AA-3190870	Validus Reins Ltd.	0	XXX	XXX	0	0	0	0	XXX	XXX	0
AA-1460006	Validus Reins (Switzerland) Ltd.	1	XXX	XXX	0	0	15	15	XXX	XXX	15
AA-3191388	Vermeer Reins Ltd.	0	XXX	XXX	0	0	0	0	XXX	XXX	0
1299999	- Total Authorized - Other Non-U.S. Insurers	1	XXX	XXX	0	0	15	15	XXX	XXX	15
Authorized - Protected Cells											
1499999	- Total Authorized Excluding Protected Cells (Sum of 0899999, 0999999, 1099999, 1199999 and 1299999)	1	XXX	XXX	0	0	15	15	XXX	XXX	15
Unauthorized - Affiliates - U.S. Intercompany Pooling											
Unauthorized - Affiliates - U.S. Non-Pool - Captive											
Unauthorized - Affiliates - U.S. Non-Pool - Other											
Unauthorized - Affiliates - Other (Non-U.S.) - Captive											
Unauthorized - Affiliates - Other (Non-U.S.) - Other											
Unauthorized - Other U.S. Unaffiliated Insurers											
39-6040366	AMERICAN STANDARD INS CO OF WI	0	0	0	XXX	XXX	XXX	0	XXX	XXX	0
2399999	- Total Unauthorized - Other U.S. Unaffiliated Insurers	0	0	0	XXX	XXX	XXX	0	XXX	XXX	0
Unauthorized - Pools - Mandatory Pools											
Unauthorized - Pools - Voluntary Pools											
Unauthorized - Other non-U.S. Insurers											
AA-3191518	AdVantage Retro I Ltd.	0	0	0	XXX	XXX	XXX	0	XXX	XXX	0
AA-3190906	Aeolus Re Ltd.	0	0	0	XXX	XXX	XXX	0	XXX	XXX	0
AA-1464104	Allianz Risk Transfer	0	0	0	XXX	XXX	XXX	0	XXX	XXX	0
AA-3194128	Allied World Assurance Co Ltd.	0	0	0	XXX	XXX	XXX	0	XXX	XXX	0
AA-3190932	Argo Re	0	0	0	XXX	XXX	XXX	0	XXX	XXX	0
AA-3190347	Artex SAC Ltd.	0	0	0	XXX	XXX	XXX	0	XXX	XXX	0
AA-3191529	Bayou Re Ltd.	0	0	0	XXX	XXX	XXX	0	XXX	XXX	0
AA-5760070	Catahoula Re PTE Ltd.	0	0	0	XXX	XXX	XXX	0	XXX	XXX	0
AA-3194161	Catlin Ins Co Ltd.	0	0	0	XXX	XXX	XXX	0	XXX	XXX	0
AA-3190936	DE Shaw Re (Bermuda) Ltd.	0	0	0	XXX	XXX	XXX	0	XXX	XXX	0
AA-1560350	FARM MUT REINS PLAN LTD.	0	0	0	XXX	XXX	XXX	0	XXX	XXX	0
AA-3191190	Hamilton Re Ltd.	0	0	0	XXX	XXX	XXX	0	XXX	XXX	0
AA-3190060	Hannover Re (Bermuda) Ltd.	0	0	0	XXX	XXX	XXX	0	XXX	XXX	0
AA-5420050	KOREAN REINS CO.	0	0	0	XXX	XXX	XXX	0	XXX	XXX	0
AA-3770506	Longtail Re (Cayman) SPC Ltd.	0	0	0	XXX	XXX	XXX	0	XXX	XXX	0
AA-3191239	Lumen Re Ltd.	0	0	0	XXX	XXX	XXX	0	XXX	XXX	0
AA-1840000	Mapfre Re Compania de Reaseguros SA	0	0	0	XXX	XXX	XXX	0	XXX	XXX	0
AA-5340660	NEW INDIA ASSUR CO LTD.	0	0	0	XXX	XXX	XXX	0	XXX	XXX	0
AA-3194127	Park Ind Ltd.	0	0	0	XXX	XXX	XXX	0	XXX	XXX	0

ANNUAL STATEMENT FOR THE YEAR 2024 OF THE Louisiana Citizens Property Insurance Corporation

SCHEDULE F - PART 3 (Continued)

Ceded Reinsurance as of December 31, Current Year (\$000 Omitted)
(Total Provision for Reinsurance)

ID Number From Col. 1	Name of Reinsurer From Col. 3	70 20% of Recoverable on Paid Losses & LAE Over 90 Days Past Due Amounts Not in Dispute (Col. 47 * 20%)	Provision for Unauthorized Reinsurance		Provision for Overdue Authorized and Reciprocal Jurisdiction Reinsurance		Total Provision for Reinsurance			
			71 Provision for Reinsurance with Unauthorized Reinsurers Due to Collateral Deficiency (Col. 26)	72 Provision for Overdue Reinsurance from Unauthorized Reinsurers and Amounts in Dispute (Col. 70 + 20% of the Amount in Col. 16)	73 Complete if Col. 52 = "Yes"; Otherwise Enter 0 20% of Recoverable on Paid Losses & LAE Over 90 Days Past Due Amounts Not in Dispute + 20% of Amounts in Dispute ([Col. 47 * 20%] + [Col. 45 * 20%])	74 Complete if Col. 52 = "No"; Otherwise Enter 0 Greater of 20% of Net Recoverable Net of Funds Held & Collateral, or 20% of Recoverable on Paid Losses & LAE Over 90 Days Past Due (Greater of Col. 26 * 20% or [Col. 40 + 41] * 20%)	75 Provision for Amounts Ceded to Authorized and Reciprocal Reinsurers (Cols. 73 + 74)	76 Provision for Amounts Ceded to Unauthorized Reinsurers (Cols. 71 + 72 Not in Excess of Col. 15)	77 Provision for Amounts Ceded to Certified Reinsurers (Col. 64 + 69)	78 Total Provision for Reinsurance (Cols. 75 + 76 + 77)
AA-3770395	Pelican Re Ltd.	0	0	0	XXX	XXX	XXX	0	XXX	0
AA-3194137	PXRE Reins Ltd.	0	0	0	XXX	XXX	XXX	0	XXX	0
AA-1320158	Scor SE	0	0	0	XXX	XXX	XXX	0	XXX	0
AA-3191321	Sirius Bermuda Ins Co Ltd.	0	0	0	XXX	XXX	XXX	0	XXX	0
AA-3191295	Third Point Reins (USA) Ltd.	0	0	0	XXX	XXX	XXX	0	XXX	0
AA-3191432	Vantage Risk Ltd.	0	0	0	XXX	XXX	XXX	0	XXX	0
2699999 - Total Unauthorized - Other Non-U.S. Insurers		0	0	0	XXX	XXX	XXX	0	XXX	0
Unauthorized - Protected Cells										
2899999 - Total Unauthorized Excluding Protected Cells (Sum of 2299999, 2399999, 2499999, 2599999 and 2699999)		0	0	0	XXX	XXX	XXX	0	XXX	0
Certified - Affiliates - U.S. Intercompany Pooling										
Certified - Affiliates - U.S. Non-Pool - Captive										
Certified - Affiliates - U.S. Non-Pool - Other										
Certified - Affiliates - Other (Non-U.S.) - Captive										
Certified - Affiliates - Other (Non-U.S.) - Other										
Certified - Other U.S. Unaffiliated Insurers										
Certified - Pools - Mandatory Pools										
Certified - Pools - Voluntary Pools										
Certified - Other Non-U.S. Insurers										
CR-3194126	Arch Reins Ltd.	XXX	XXX	XXX	XXX	XXX	XXX	XXX	XXX	76
CR-3194130	Endurance Specialty Ins Ltd.	XXX	XXX	XXX	XXX	XXX	XXX	XXX	XXX	0
CR-3191289	Fidelis Ins Bermuda Ltd.	XXX	XXX	XXX	XXX	XXX	XXX	XXX	XXX	0
CR-1120175	Fidelis Underwriting Ltd.	XXX	XXX	XXX	XXX	XXX	XXX	XXX	XXX	0
CR-1340125	Hannover Rueck SE	XXX	XXX	XXX	XXX	XXX	XXX	XXX	XXX	0
CR-3190875	Hiscox Ins Co (Bermuda) Ltd.	XXX	XXX	XXX	XXX	XXX	XXX	XXX	XXX	0
4099999 - Total Certified - Other Non-U.S. Insurers		XXX	XXX	XXX	XXX	XXX	XXX	XXX	XXX	76
Certified - Protected Cells										
4299999 - Total Certified Excluding Protected Cells (Sum of 3699999, 3799999, 3899999, 3999999 and 4099999)		XXX	XXX	XXX	XXX	XXX	XXX	XXX	XXX	76
Reciprocal Jurisdiction - Affiliates - U.S. Intercompany Pooling										
Reciprocal Jurisdiction - Affiliates - U.S. Non-Pool - Captive										
Reciprocal Jurisdiction - Affiliates - U.S. Non-Pool - Other										
Reciprocal Jurisdiction - Affiliates - Other (Non-U.S.) - Captive										
Reciprocal Jurisdiction - Affiliates - Other (Non-U.S.) - Other										
Reciprocal Jurisdiction - Other U.S. Unaffiliated Insurers										
Reciprocal Jurisdiction - Pools - Mandatory Pools										
Reciprocal Jurisdiction - Pools - Voluntary Pools										
Reciprocal Jurisdiction - Other Non-U.S. Insurers										
Reciprocal Jurisdiction - Protected Cells										
5799999 - Total Authorized, Unauthorized, Reciprocal Jurisdiction and Certified Excluding Protected Cells (Sum of 1499999, 2899999, 4299999 and 5699999)		1	0	0	0	15	15	0	76	91
9999999 Totals		1	0	0	0	15	15	0	76	91

ANNUAL STATEMENT FOR THE YEAR 2024 OF THE Louisiana Citizens Property Insurance Corporation

SCHEDULE F - PART 4

Issuing or Confirming Banks for Letters of Credit from Schedule F, Part 3 (\$000 Omitted)

Issuing or Confirming Bank Reference Number	Letters of Credit Code	American Bankers Association (ABA) Routing Number	Issuing or Confirming Bank Name	Letters of Credit Amount
0001	1	121000248	Wells Fargo Bank, NA	.590
0002	1	026002574	Barclays Bank PLC	1,044
0003	1	026002574	Barclays Bank PLC	.8
0004	1		Royal Bank of Canada	.461
0005	1	026007993	UBS AG	.175
0006	1	026008808	Unicredit Bank AG	.48
0007	1	021000089	Citibank Europe PLC	.5
0008	1	021000089	Citibank Europe PLC	.6
0009	2	026002574	Barclays Bank PLC	.129
0009	2	981390502	Lloyds Bank Corporate Markets PLC	.129
0009	2	026007728	National Australia Bank Limited	.117
0009	2	026007689	BNP Paribas	.106
0009	2	026008044	Commerzbank Aktiengesellschaft	.106
0010	1	026002574	Barclays Bank PLC	.495
0011	1	021000089	Citibank Europe PLC	.6
0012	1	981390502	Lloyds Bank Corporate Markets PLC	.199
0013	1	021000089	Citibank Europe PLC	.38
0014	1	026009593	Bank of America, N.A	.13
0015	1	021000089	Citibank Europe PLC	.157
0016	1	021000089	Citibank Europe PLC	2,164
0017	1	021000089	Citibank Europe PLC	1,188
Total				7,181

ANNUAL STATEMENT FOR THE YEAR 2024 OF THE Louisiana Citizens Property Insurance Corporation

SCHEDULE F - PART 5

Interrogatories for Schedule F, Part 3 (000 Omitted)

A. Report the five largest provisional commission rates included in the cedant's reinsurance treaties. The commission rate to be reported is by contract with ceded premium in excess of \$50,000:

	1	2	3
	<u>Name of Reinsurer</u>	<u>Commission Rate</u>	<u>Ceded Premium</u>
1.		
2.		
3.		
4.		
5.		

B. Report the five largest reinsurance recoverables reported in Schedule F, Part 3, Column 15, due from any one reinsurer (based on-the total recoverables), Schedule F, Part 3, Line 9999999, Column 15, the amount of ceded premium, and indicate whether the recoverables are due from an affiliated insurer.

	1	2	3	4
	<u>Name of Reinsurer</u>	<u>Total Recoverables</u>	<u>Ceded Premiums</u>	<u>Affiliated</u>
6.	PELICAN RE LTD.....	48,113,032	352,308	Yes [] No [X]
7.	LLOYD'S SYNDICATE NUMBER 1910.....	10,323,072	9,847,692	Yes [] No [X]
8.	LLOYD'S SYNDICATE NUMBER 1856.....	5,042,925	3,611,667	Yes [] No [X]
9.	BERKSHIRE HATHAWAY SPECIALITY INS.....	1,639,969	12,370,608	Yes [] No [X]
10.	LLOYD'S SYNDICATE NUMBER 2357.....	1,628,123	13,502,674	Yes [] No [X]

NOTE: Disclosure of the five largest provisional commission rates should exclude mandatory pools and joint underwriting associations.

SCHEDULE F - PART 6

Restatement of Balance Sheet to Identify Net Credit for Reinsurance

	1 As Reported (Net of Ceded)	2 Restatement Adjustments	3 Restated (Gross of Ceded)
ASSETS (Page 2, Col. 3)			
1. Cash and invested assets (Line 12)	866,345,193		866,345,193
2. Premiums and considerations (Line 15)	74,339,559		74,339,559
3. Reinsurance recoverable on loss and loss adjustment expense payments (Line 16.1)	5,206,945	(5,206,945)	0
4. Funds held by or deposited with reinsured companies (Line 16.2)	0		0
5. Other assets	132,937,720	(33,499)	132,904,221
6. Net amount recoverable from reinsurers		72,076,716	72,076,716
7. Protected cell assets (Line 27)	0		0
8. Totals (Line 28)	1,078,829,416	66,836,273	1,145,665,689
LIABILITIES (Page 3)			
9. Losses and loss adjustment expenses (Lines 1 through 3)	83,482,244	66,923,360	150,405,605
10. Taxes, expenses, and other obligations (Lines 4 through 8)	134,771,576		134,771,576
11. Unearned premiums (Line 9)	265,255,486		265,255,486
12. Advance premiums (Line 10)	3,893,584		3,893,584
13. Dividends declared and unpaid (Line 11.1 and 11.2)	0		0
14. Ceded reinsurance premiums payable (net of ceding commissions) (Line 12)	0		0
15. Funds held by company under reinsurance treaties (Line 13)	0		0
16. Amounts withheld or retained by company for account of others (Line 14)	5,416		5,416
17. Provision for reinsurance (Line 16)	90,721	(87,088)	3,633
18. Other liabilities	204,992,719		204,992,719
19. Total liabilities excluding protected cell business (Line 26)	692,491,746	66,836,273	759,328,019
20. Protected cell liabilities (Line 27)	0		0
21. Surplus as regards policyholders (Line 37)	386,337,669	X X X	386,337,669
22. Totals (Line 38)	1,078,829,416	66,836,273	1,145,665,689

NOTE: Is the restatement of this exhibit the result of grossing up balances ceded to affiliates under 100 percent reinsurance or pooling arrangements? Yes [] No [X]

If yes, give full explanation:

Schedule H - Part 1

NONE

Schedule H - Part 2

NONE

Schedule H - Part 3

NONE

Schedule H - Part 4

NONE

Schedule H - Part 5 - Health Claims

NONE

SCHEDULE P - ANALYSIS OF LOSSES AND LOSS EXPENSES
SCHEDULE P - PART 1 - SUMMARY

(\$000 Omitted)

Years in Which Premiums Were Earned and Losses Were Incurred	Premiums Earned			Loss and Loss Expense Payments							12 Number of Claims Reported Direct and Assumed	
	1 Direct and Assumed	2 Ceded	3 Net (Cols. 1 - 2)	Loss Payments		Defense and Cost Containment Payments		Adjusting and Other Payments		10 Salvage and Subrogation Received		11 Total Net Paid (Cols. 4 - 5 + 6 - 7 + 8 - 9)
				4	5	6	7	8	9			
				Direct and Assumed	Ceded	Direct and Assumed	Ceded	Direct and Assumed	Ceded			
1. Prior	XXX	XXX	XXX	0	29	157	18	0	2	0	108	XXX
2. 2015	154,714	53,491	101,222	14,757	0	463	0	6,733	0	290	21,953	XXX
3. 2016	122,192	43,443	78,749	14,046	0	387	0	6,617	0	97	21,050	XXX
4. 2017	89,249	33,848	55,401	15,497	0	640	0	6,561	0	149	22,697	XXX
5. 2018	69,294	26,069	43,225	7,754	0	118	0	4,540	0	59	12,412	XXX
6. 2019	63,773	24,266	39,507	11,453	0	96	0	4,720	0	93	16,269	XXX
7. 2020	60,322	24,155	36,166	134,898	91,986	3,954	3,440	17,570	10,478	93	50,517	XXX
8. 2021	63,201	27,819	35,382	445,386	401,902	10,857	10,608	51,598	41,347	53	53,984	XXX
9. 2022	228,672	145,772	82,900	28,866	0	211	0	7,089	0	43	36,165	XXX
10. 2023	524,271	263,655	260,616	38,987	0	142	0	10,607	0	709	49,737	XXX
11. 2024	584,741	279,042	305,700	65,569	0	22	0	12,989	0	35	78,580	XXX
12. Totals	XXX	XXX	XXX	777,212	493,918	17,047	14,067	129,023	51,826	1,621	363,472	XXX

	Losses Unpaid				Defense and Cost Containment Unpaid				Adjusting and Other Unpaid		23 Salvage and Subrogation Anticipated	24 Total Net Losses and Expenses Unpaid	25 Number of Claims Outstanding Direct and Assumed
	Case Basis		Bulk + IBNR		Case Basis		Bulk + IBNR		21 Direct and Assumed	22 Ceded			
	13	14	15	16	17	18	19	20					
	Direct and Assumed	Ceded	Direct and Assumed	Ceded	Direct and Assumed	Ceded	Direct and Assumed	Ceded					
1.	1,330	780	4,096	276	250	200	75	11	26	0	0	4,510	6
2.	0	0	0	0	0	0	0	0	0	0	0	0	0
3.	0	0	0	0	0	0	0	0	0	0	0	0	0
4.	10	0	60	0	84	0	8	0	11	0	0	173	4
5.	0	0	12	0	15	0	1	0	2	0	0	30	1
6.	0	0	0	0	0	0	0	0	0	0	0	0	0
7.	728	718	5,564	5,546	337	307	483	482	511	417	0	153	52
8.	6,503	6,441	74,774	42,823	3,186	3,133	7,426	4,255	3,201	1,536	0	36,904	356
9.	784	0	428	0	149	0	28	0	154	0	0	1,543	29
10.	1,721	0	1,642	0	114	0	143	0	197	0	0	3,817	46
11.	11,258	0	17,985	0	97	0	1,869	0	5,144	0	0	36,353	548
12.	22,334	7,939	104,560	48,644	4,232	3,640	10,034	4,748	9,245	1,952	0	83,482	1,042

	Total Losses and Loss Expenses Incurred			Loss and Loss Expense Percentage (Incurred/Premiums Earned)			Nontabular Discount		34 Inter-Company Pooling Participation Percentage	Net Balance Sheet Reserves After Discount	
	26	27	28	29	30	31	32	33		35	36
	Direct and Assumed	Ceded	Net	Direct and Assumed	Ceded	Net	Loss	Loss Expense		Losses Unpaid	Loss Expenses Unpaid
1.	XXX	XXX	XXX	XXX	XXX	XXX	0	0	XXX	4,369	140
2.	21,953	0	21,953	14.2	0.0	21.7	0	0	0	0	0
3.	21,050	0	21,050	17.2	0.0	26.7	0	0	0	0	0
4.	22,870	0	22,870	25.6	0.0	41.3	0	0	0	70	103
5.	12,442	0	12,442	18.0	0.0	28.8	0	0	0	12	18
6.	16,269	0	16,269	25.5	0.0	41.2	0	0	0	0	0
7.	164,044	113,374	50,670	271.9	469.4	140.1	0	0	0	28	125
8.	602,931	512,043	90,888	954.0	1,840.6	256.9	0	0	0	32,013	4,890
9.	37,708	0	37,708	16.5	0.0	45.5	0	0	0	1,212	331
10.	53,554	0	53,554	10.2	0.0	20.5	0	0	0	3,363	454
11.	114,933	0	114,933	19.7	0.0	37.6	0	0	0	29,243	7,110
12.	XXX	XXX	XXX	XXX	XXX	XXX	0	0	XXX	70,311	13,171

Note: Parts 2 and 4 are gross of all discounting, including tabular discounting. Part 1 is gross of only nontabular discounting, which is reported in Columns 32 and 33 of Part 1. The tabular discount, if any, is reported in the Notes to Financial Statements, which will reconcile Part 1 with Parts 2 and 4.

ANNUAL STATEMENT FOR THE YEAR 2024 OF THE Louisiana Citizens Property Insurance Corporation

SCHEDULE P - PART 2 - SUMMARY

Years in Which Losses Were Incurred	INCURRED NET LOSSES AND DEFENSE AND COST CONTAINMENT EXPENSES REPORTED AT YEAR END (\$000 OMITTED)										DEVELOPMENT	
	1	2	3	4	5	6	7	8	9	10	11	12
	2015	2016	2017	2018	2019	2020	2021	2022	2023	2024	One Year	Two Year
1. Prior	57,901	16,869	19,729	21,413	22,292	22,336	25,139	25,304	25,393	26,073	679	769
2. 2015	16,400	15,600	15,425	15,375	15,350	15,231	15,235	15,220	15,220	15,220	0	0
3. 2016	XXX	16,150	14,550	14,450	14,550	14,473	14,485	14,452	14,432	14,433	1	(19)
4. 2017	XXX	XXX	15,100	16,150	16,175	16,190	16,210	16,470	16,310	16,298	(12)	(172)
5. 2018	XXX	XXX	XXX	7,775	8,150	8,129	8,009	7,949	7,874	7,900	26	(49)
6. 2019	XXX	XXX	XXX	XXX	12,150	12,075	11,880	11,710	11,543	11,548	5	(162)
7. 2020	XXX	XXX	XXX	XXX	XXX	42,835	42,327	42,658	43,685	43,484	(201)	826
8. 2021	XXX	XXX	XXX	XXX	XXX	XXX	42,814	52,049	105,867	78,972	(26,895)	26,923
9. 2022	XXX	XXX	XXX	XXX	XXX	XXX	XXX	44,432	34,350	30,465	(3,885)	(13,967)
10. 2023	XXX	XXX	XXX	XXX	XXX	XXX	XXX	XXX	46,000	42,750	(3,250)	XXX
11. 2024	XXX	XXX	XXX	XXX	XXX	XXX	XXX	XXX	XXX	96,800	XXX	XXX
12. Totals											(33,532)	14,149

SCHEDULE P - PART 3 - SUMMARY

Years in Which Losses Were Incurred	CUMULATIVE PAID NET LOSSES AND DEFENSE AND COST CONTAINMENT EXPENSES REPORTED AT YEAR END (\$000 OMITTED)										11	12
	1	2	3	4	5	6	7	8	9	10	Number of Claims Closed With Loss Payment	Number of Claims Closed Without Loss Payment
	2015	2016	2017	2018	2019	2020	2021	2022	2023	2024		
1. Prior	000	(16,600)	(15,500)	7,232	12,380	16,913	21,146	21,354	21,479	21,589	XXX	XXX
2. 2015	12,295	14,607	14,918	15,119	15,193	15,223	15,223	15,220	15,220	15,220	XXX	XXX
3. 2016	XXX	12,418	13,862	14,095	14,310	14,392	14,398	14,431	14,432	14,433	XXX	XXX
4. 2017	XXX	XXX	13,245	15,324	15,721	15,836	15,905	15,979	16,070	16,137	XXX	XXX
5. 2018	XXX	XXX	XXX	6,198	7,773	7,844	7,843	7,848	7,849	7,872	XXX	XXX
6. 2019	XXX	XXX	XXX	XXX	9,344	11,251	11,540	11,544	11,543	11,548	XXX	XXX
7. 2020	XXX	XXX	XXX	XXX	XXX	40,801	41,671	42,061	42,849	43,425	XXX	XXX
8. 2021	XXX	XXX	XXX	XXX	XXX	XXX	40,488	42,031	43,188	43,733	XXX	XXX
9. 2022	XXX	XXX	XXX	XXX	XXX	XXX	XXX	16,799	27,773	29,077	XXX	XXX
10. 2023	XXX	XXX	XXX	XXX	XXX	XXX	XXX	XXX	30,485	39,130	XXX	XXX
11. 2024	XXX	XXX	XXX	XXX	XXX	XXX	XXX	XXX	XXX	65,591	XXX	XXX

SCHEDULE P - PART 4 - SUMMARY

Years in Which Losses Were Incurred	BULK AND IBNR RESERVES ON NET LOSSES AND DEFENSE AND COST CONTAINMENT EXPENSES REPORTED AT YEAR END (\$000 OMITTED)									
	1	2	3	4	5	6	7	8	9	10
	2015	2016	2017	2018	2019	2020	2021	2022	2023	2024
1. Prior	50,242	32,283	34,530	13,678	9,593	5,268	3,750	3,739	3,753	3,884
2. 2015	2,700	609	260	163	130	5	9	0	0	0
3. 2016	XXX	2,928	527	230	78	35	38	21	0	0
4. 2017	XXX	XXX	1,045	576	341	109	70	37	30	67
5. 2018	XXX	XXX	XXX	1,035	315	146	47	68	15	13
6. 2019	XXX	XXX	XXX	XXX	2,256	512	272	136	0	0
7. 2020	XXX	XXX	XXX	XXX	XXX	1,350	341	172	700	19
8. 2021	XXX	XXX	XXX	XXX	XXX	XXX	1,217	9,142	62,298	35,123
9. 2022	XXX	XXX	XXX	XXX	XXX	XXX	XXX	20,273	3,996	456
10. 2023	XXX	XXX	XXX	XXX	XXX	XXX	XXX	XXX	7,784	1,785
11. 2024	XXX	XXX	XXX	XXX	XXX	XXX	XXX	XXX	XXX	19,854

ANNUAL STATEMENT FOR THE YEAR 2024 OF THE Louisiana Citizens Property Insurance Corporation

SCHEDULE P - PART 1A - HOMEOWNERS/FARMOWNERS

(\$000 OMITTED)

Years in Which Premiums Were Earned and Losses Were Incurred	Premiums Earned			Loss and Loss Expense Payments							12 Number of Claims Reported Direct and Assumed	
	1 Direct and Assumed	2 Ceded	3 Net (Cols. 1 - 2)	Loss Payments		Defense and Cost Containment Payments		Adjusting and Other Payments		10 Salvage and Subrogation Received		11 Total Net Paid (Cols. 4 - 5 + 6 - 7 + 8 - 9)
				4 Direct and Assumed	5 Ceded	6 Direct and Assumed	7 Ceded	8 Direct and Assumed	9 Ceded			
1. Prior	XXX	XXX	XXX	.0	.6	.96	.0	.0	.0	.0	.90	XXX
2. 2015	28,840	16,197	12,643	2,656	.0	.69	.0	1,280	.0	.0	4,005	503
3. 2016	18,300	13,171	5,129	2,566	.0	.42	.0	969	.0	.42	3,577	430
4. 2017	12,013	9,838	2,175	2,101	.0	.125	.0	3,504	.0	.0	5,730	233
5. 2018	8,622	7,161	1,461	1,323	.0	.27	.0	992	.0	.0	2,342	159
6. 2019	7,213	2,780	4,433	2,601	.0	.31	.0	520	.0	.14	3,152	166
7. 2020	6,171	2,682	3,489	4,757	3,416	.234	.212	636	455	.4	1,543	389
8. 2021	5,762	2,794	2,968	22,282	18,732	.785	.719	2,519	2,280	.1	3,855	835
9. 2022	44,110	35,515	8,595	3,793	.0	.68	.0	603	.0	.4	4,463	372
10. 2023	113,382	52,030	61,352	12,593	.0	.83	.0	3,012	.0	.29	15,688	757
11. 2024	104,713	47,539	57,174	10,927	0	.14	0	1,678	0	.27	12,619	913
12. Totals	XXX	XXX	XXX	65,599	22,155	1,572	931	15,714	2,735	122	57,064	XXX

	Losses Unpaid				Defense and Cost Containment Unpaid				Adjusting and Other Unpaid		23 Salvage and Subrogation Anticipated	24 Total Net Losses and Expenses Unpaid	25 Number of Claims Outstanding Direct and Assumed
	Case Basis		Bulk + IBNR		Case Basis		Bulk + IBNR		21 Direct and Assumed	22 Ceded			
	13 Direct and Assumed	14 Ceded	15 Direct and Assumed	16 Ceded	17 Direct and Assumed	18 Ceded	19 Direct and Assumed	20 Ceded					
1.	550	.0	2,199	.63	.30	.0	.41	.0	.5	.0	.0	2,762	.1
2.	.0	.0	.0	.0	.0	.0	.0	.0	.0	.0	.0	.0	.0
3.	.0	.0	.0	.0	.0	.0	.0	.0	.0	.0	.0	.0	.0
4.	.0	.0	.8	.0	.12	.0	.2	.0	.6	.0	.0	.28	.1
5.	.0	.0	.0	.0	.0	.0	.0	.0	.0	.0	.0	.0	.0
6.	.0	.0	.0	.0	.0	.0	.0	.0	.0	.0	.0	.0	.0
7.	.65	.55	.261	.243	.53	.23	.22	.21	.64	.41	.0	.83	.7
8.	1,104	1,081	2,825	1,606	.325	.304	.313	.178	.297	.138	.0	1,557	.33
9.	.226	.0	.50	.0	.24	.0	.4	.0	.55	.0	.0	.359	.6
10.	1,532	.0	.700	.0	.31	.0	.61	.0	.123	.0	.0	2,447	.14
11.	2,322	0	5,390	0	.57	0	.591	0	1,016	0	0	9,376	104
12.	5,799	1,136	11,433	1,912	534	327	1,033	200	1,567	179	0	16,612	166

	Total Losses and Loss Expenses Incurred			Loss and Loss Expense Percentage (Incurred/Premiums Earned)			Nontabular Discount		34 Inter-Company Pooling Participation Percentage	Net Balance Sheet Reserves After Discount	
	26 Direct and Assumed	27 Ceded	28 Net	29 Direct and Assumed	30 Ceded	31 Net	32 Loss	33 Loss Expense		35 Losses Unpaid	36 Loss Expenses Unpaid
1.	XXX	XXX	XXX	XXX	XXX	XXX	.0	.0	XXX	2,686	76
2.	4,005	.0	4,005	13.9	.0	31.7	.0	.0	.0	.0	.0
3.	3,577	.0	3,577	19.5	.0	69.7	.0	.0	.0	.0	.0
4.	5,759	.0	5,759	47.9	.0	264.8	.0	.0	.0	.8	20
5.	2,342	.0	2,342	27.2	.0	160.3	.0	.0	.0	.0	.0
6.	3,152	.0	3,152	43.7	.0	71.1	.0	.0	.0	.0	.0
7.	6,093	4,467	1,626	98.7	166.6	46.6	.0	.0	.0	.28	55
8.	30,450	25,039	5,411	528.5	896.3	182.3	.0	.0	.0	1,243	314
9.	4,823	.0	4,823	10.9	.0	56.1	.0	.0	.0	276	83
10.	18,135	.0	18,135	16.0	.0	29.6	.0	.0	.0	2,232	215
11.	21,994	0	21,994	21.0	0.0	38.5	0	0	0.0	7,712	1,664
12.	XXX	XXX	XXX	XXX	XXX	XXX	0	0	XXX	14,184	2,427

Schedule P - Part 1B - Private Passenger

NONE

Schedule P - Part 1C - Comm Auto/Truck

NONE

Schedule P - Part 1D - Workers' Comp

NONE

Schedule P - Part 1E - Comm Multi Peril

NONE

Schedule P - Part 1F - Med Pro Liab Occ

NONE

Schedule P - Part 1F - Med Pro Liab Clm

NONE

Schedule P - Part 1G - Special Liability

NONE

Schedule P - Part 1H - Other Liab Occur

NONE

Schedule P - Part 1H - Other Liab Claims

NONE

ANNUAL STATEMENT FOR THE YEAR 2024 OF THE Louisiana Citizens Property Insurance Corporation

SCHEDULE P - PART 11 - SPECIAL PROPERTY (FIRE, ALLIED LINES, INLAND MARINE, EARTHQUAKE, BURGLARY AND THEFT)

(\$000 OMITTED)

Years in Which Premiums Were Earned and Losses Were Incurred	Premiums Earned			Loss and Loss Expense Payments							12 Number of Claims Reported Direct and Assumed	
	1 Direct and Assumed	2 Ceded	3 Net (Cols. 1 - 2)	Loss Payments		Defense and Cost Containment Payments		Adjusting and Other Payments		10 Salvage and Subrogation Received		11 Total Net Paid (Cols. 4 - 5 + 6 - 7 + 8 - 9)
				4 Direct and Assumed	5 Ceded	6 Direct and Assumed	7 Ceded	8 Direct and Assumed	9 Ceded			
1. Prior	XXX	XXX	XXX	0	23	61	18	0	1	0	18	XXX
2. 2015	125,874	37,295	88,579	12,100	0	394	0	5,453	0	290	17,947	XXX
3. 2016	103,892	30,272	73,620	11,480	0	345	0	5,648	0	55	17,473	XXX
4. 2017	77,236	24,010	53,226	13,395	0	515	0	3,056	0	149	16,967	XXX
5. 2018	60,673	18,909	41,764	6,431	0	90	0	3,548	0	59	10,070	XXX
6. 2019	56,560	21,486	35,074	8,851	0	65	0	4,200	0	79	13,117	XXX
7. 2020	54,151	21,473	32,677	130,141	88,570	3,721	3,228	16,933	10,023	89	48,974	XXX
8. 2021	57,439	25,025	32,414	423,104	383,169	10,073	9,889	49,079	39,067	52	50,130	XXX
9. 2022	184,563	110,258	74,305	25,073	0	143	0	6,486	0	39	31,702	XXX
10. 2023	410,889	211,625	199,265	26,394	0	59	0	7,595	0	680	34,049	XXX
11. 2024	480,028	231,503	248,525	54,642	0	8	0	11,311	0	8	65,961	XXX
12. Totals	XXX	XXX	XXX	711,612	471,763	15,475	13,136	113,310	49,091	1,500	306,407	XXX

	Losses Unpaid				Defense and Cost Containment Unpaid				Adjusting and Other Unpaid		23 Salvage and Subrogation Anticipated	24 Total Net Losses and Expenses Unpaid	25 Number of Claims Outstanding Direct and Assumed
	Case Basis		Bulk + IBNR		Case Basis		Bulk + IBNR		21 Direct and Assumed	22 Ceded			
	13 Direct and Assumed	14 Ceded	15 Direct and Assumed	16 Ceded	17 Direct and Assumed	18 Ceded	19 Direct and Assumed	20 Ceded					
1.	780	780	1,896	213	220	200	34	11	21	0	0	1,747	5
2.	0	0	0	0	0	0	0	0	0	0	0	0	0
3.	0	0	0	0	0	0	0	0	0	0	0	0	0
4.	10	0	52	0	72	0	6	0	5	0	0	145	3
5.	0	0	12	0	15	0	1	0	2	0	0	30	1
6.	0	0	0	0	0	0	0	0	0	0	0	0	0
7.	663	663	5,302	5,302	284	284	461	461	447	376	0	71	45
8.	5,399	5,360	71,949	41,217	2,861	2,829	7,114	4,076	2,904	1,397	0	35,347	323
9.	558	0	378	0	125	0	23	0	99	0	0	1,183	23
10.	189	0	942	0	83	0	82	0	74	0	0	1,370	32
11.	8,936	0	12,595	0	39	0	1,279	0	4,127	0	0	26,977	444
12.	16,535	6,803	93,126	46,732	3,699	3,313	9,000	4,548	7,679	1,773	0	66,871	876

	Total Losses and Loss Expenses Incurred			Loss and Loss Expense Percentage (Incurred/Premiums Earned)			Nontabular Discount		34 Inter-Company Pooling Participation Percentage	Net Balance Sheet Reserves After Discount	
	26 Direct and Assumed	27 Ceded	28 Net	29 Direct and Assumed	30 Ceded	31 Net	32 Loss	33 Loss Expense		35 Losses Unpaid	36 Loss Expenses Unpaid
1.	XXX	XXX	XXX	XXX	XXX	XXX	0	0	XXX	1,683	64
2.	17,947	0	17,947	14.3	0.0	20.3	0	0	0.0	0	0
3.	17,473	0	17,473	16.8	0.0	23.7	0	0	0.0	0	0
4.	17,111	0	17,111	22.2	0.0	32.1	0	0	0.0	62	83
5.	10,100	0	10,100	16.6	0.0	24.2	0	0	0.0	12	18
6.	13,117	0	13,117	23.2	0.0	37.4	0	0	0.0	0	0
7.	157,951	108,907	49,044	291.7	507.2	150.1	0	0	0.0	0	71
8.	572,481	487,005	85,477	996.7	1,946.1	263.7	0	0	0.0	30,771	4,576
9.	32,885	0	32,885	17.8	0.0	44.3	0	0	0.0	936	247
10.	35,419	0	35,419	8.6	0.0	17.8	0	0	0.0	1,132	239
11.	92,938	0	92,938	19.4	0.0	37.4	0	0	0.0	21,531	5,446
12.	XXX	XXX	XXX	XXX	XXX	XXX	0	0	XXX	56,127	10,744

Schedule P - Part 1J - Auto Physical

NONE

Schedule P - Part 1K - Fidelity/Surety

NONE

Schedule P - Part 1L - Other

NONE

Schedule P - Part 1M - International

NONE

Schedule P - Part 1N - Reinsurance

NONE

Schedule P - Part 1O - Reinsurance

NONE

Schedule P - Part 1P - Reinsurance

NONE

Schedule P - Part 1R - Prod Liab Occur

NONE

Schedule P - Part 1R - Prod Liab Claims

NONE

Schedule P - Part 1S-Fin./Mtg. Guaranty

NONE

Schedule P - Part 1T - Warranty

NONE

Schedule P - Part 1U - Pet Insurance Plans

NONE

ANNUAL STATEMENT FOR THE YEAR 2024 OF THE Louisiana Citizens Property Insurance Corporation

SCHEDULE P - PART 2A - HOMEOWNERS/FARMOWNERS

Years in Which Losses Were Incurred	INCURRED NET LOSSES AND DEFENSE AND COST CONTAINMENT EXPENSES REPORTED AT YEAR END (\$000 OMITTED)										DEVELOPMENT	
	1	2	3	4	5	6	7	8	9	10	11	12
	2015	2016	2017	2018	2019	2020	2021	2022	2023	2024	One Year	Two Year
1. Prior	26,893	10,240	21,526	22,514	23,605	23,574	24,118	23,941	23,954	24,644	690	703
2. 2015	2,800	2,900	2,800	2,750	2,725	2,725	2,725	2,725	2,725	2,725	0	0
3. 2016	XXX	3,400	2,750	2,600	2,625	2,640	2,640	2,607	2,607	2,608	1	1
4. 2017	XXX	XXX	2,100	2,200	2,275	2,240	2,235	2,245	2,245	2,248	3	3
5. 2018	XXX	XXX	XXX	1,025	1,425	1,354	1,349	1,349	1,349	1,350	1	1
6. 2019	XXX	XXX	XXX	XXX	2,400	2,750	2,750	2,710	2,632	2,632	0	(78)
7. 2020	XXX	XXX	XXX	XXX	XXX	1,659	1,346	1,462	1,474	1,421	(53)	(41)
8. 2021	XXX	XXX	XXX	XXX	XXX	XXX	3,517	4,027	7,717	5,013	(2,704)	986
9. 2022	XXX	XXX	XXX	XXX	XXX	XXX	XXX	7,931	5,300	4,165	(1,135)	(3,766)
10. 2023	XXX	XXX	XXX	XXX	XXX	XXX	XXX	XXX	18,000	15,000	(3,000)	XXX
11. 2024	XXX	XXX	XXX	XXX	XXX	XXX	XXX	XXX	XXX	19,300	XXX	XXX
12. Totals											(6,197)	(2,191)

SCHEDULE P - PART 2B - PRIVATE PASSENGER AUTO LIABILITY/MEDICAL

1. Prior	0	0	0	0	0	0	0	0	0	0	0	0
2. 2015	0	0	0	0	0	0	0	0	0	0	0	0
3. 2016	XXX	0	0	0	0	0	0	0	0	0	0	0
4. 2017	XXX	XXX	0	0	0	0	0	0	0	0	0	0
5. 2018	XXX	XXX	XXX	0	0	0	0	0	0	0	0	0
6. 2019	XXX	XXX	XXX	XXX	0	0	0	0	0	0	0	0
7. 2020	XXX	XXX	XXX	XXX	0	0	0	0	0	0	0	0
8. 2021	XXX	XXX	XXX	XXX	XXX	XXX	0	0	0	0	0	0
9. 2022	XXX	XXX	XXX	XXX	XXX	XXX	XXX	0	0	0	0	0
10. 2023	XXX	XXX	XXX	XXX	XXX	XXX	XXX	XXX	0	0	0	XXX
11. 2024	XXX	XXX	XXX	XXX	XXX	XXX	XXX	XXX	XXX	0	XXX	XXX
12. Totals											0	0

SCHEDULE P - PART 2C - COMMERCIAL AUTO/TRUCK LIABILITY/MEDICAL

1. Prior	0	0	0	0	0	0	0	0	0	0	0	0
2. 2015	0	0	0	0	0	0	0	0	0	0	0	0
3. 2016	XXX	0	0	0	0	0	0	0	0	0	0	0
4. 2017	XXX	XXX	0	0	0	0	0	0	0	0	0	0
5. 2018	XXX	XXX	XXX	0	0	0	0	0	0	0	0	0
6. 2019	XXX	XXX	XXX	XXX	0	0	0	0	0	0	0	0
7. 2020	XXX	XXX	XXX	XXX	0	0	0	0	0	0	0	0
8. 2021	XXX	XXX	XXX	XXX	XXX	XXX	0	0	0	0	0	0
9. 2022	XXX	XXX	XXX	XXX	XXX	XXX	XXX	0	0	0	0	0
10. 2023	XXX	XXX	XXX	XXX	XXX	XXX	XXX	XXX	0	0	0	XXX
11. 2024	XXX	XXX	XXX	XXX	XXX	XXX	XXX	XXX	XXX	0	XXX	XXX
12. Totals											0	0

**SCHEDULE P - PART 2D- WORKERS' COMPENSATION
(EXCLUDING EXCESS WORKERS' COMPENSATION)**

1. Prior	0	0	0	0	0	0	0	0	0	0	0	0
2. 2015	0	0	0	0	0	0	0	0	0	0	0	0
3. 2016	XXX	0	0	0	0	0	0	0	0	0	0	0
4. 2017	XXX	XXX	0	0	0	0	0	0	0	0	0	0
5. 2018	XXX	XXX	XXX	0	0	0	0	0	0	0	0	0
6. 2019	XXX	XXX	XXX	XXX	0	0	0	0	0	0	0	0
7. 2020	XXX	XXX	XXX	XXX	0	0	0	0	0	0	0	0
8. 2021	XXX	XXX	XXX	XXX	XXX	XXX	0	0	0	0	0	0
9. 2022	XXX	XXX	XXX	XXX	XXX	XXX	XXX	0	0	0	0	0
10. 2023	XXX	XXX	XXX	XXX	XXX	XXX	XXX	XXX	0	0	0	XXX
11. 2024	XXX	XXX	XXX	XXX	XXX	XXX	XXX	XXX	XXX	0	XXX	XXX
12. Totals											0	0

SCHEDULE P - PART 2E- COMMERCIAL MULTIPLE PERIL

1. Prior	0	0	0	0	0	0	0	0	0	0	0	0
2. 2015	0	0	0	0	0	0	0	0	0	0	0	0
3. 2016	XXX	0	0	0	0	0	0	0	0	0	0	0
4. 2017	XXX	XXX	0	0	0	0	0	0	0	0	0	0
5. 2018	XXX	XXX	XXX	0	0	0	0	0	0	0	0	0
6. 2019	XXX	XXX	XXX	XXX	0	0	0	0	0	0	0	0
7. 2020	XXX	XXX	XXX	XXX	0	0	0	0	0	0	0	0
8. 2021	XXX	XXX	XXX	XXX	XXX	XXX	0	0	0	0	0	0
9. 2022	XXX	XXX	XXX	XXX	XXX	XXX	XXX	0	0	0	0	0
10. 2023	XXX	XXX	XXX	XXX	XXX	XXX	XXX	XXX	0	0	0	XXX
11. 2024	XXX	XXX	XXX	XXX	XXX	XXX	XXX	XXX	XXX	0	XXX	XXX
12. Totals											0	0

SCHEDULE P - PART 2F - SECTION 1 - MEDICAL PROFESSIONAL LIABILITY - OCCURRENCE

Years in Which Losses Were Incurred	INCURRED NET LOSSES AND DEFENSE AND COST CONTAINMENT EXPENSES REPORTED AT YEAR END (\$000 OMITTED)										DEVELOPMENT	
	1 2015	2 2016	3 2017	4 2018	5 2019	6 2020	7 2021	8 2022	9 2023	10 2024	11 One Year	12 Two Year
1. Prior	0	0	0	0	0	0	0	0	0	0	0	0
2. 2015	0	0	0	0	0	0	0	0	0	0	0	0
3. 2016	XXX	0	0	0	0	0	0	0	0	0	0	0
4. 2017	XXX	XXX	0	0	0	0	0	0	0	0	0	0
5. 2018	XXX	XXX	XXX	0	0	0	0	0	0	0	0	0
6. 2019	XXX	XXX	XXX	XXX	0	0	0	0	0	0	0	0
7. 2020	XXX	XXX	XXX	XXX	XXX	0	0	0	0	0	0	0
8. 2021	XXX	XXX	XXX	XXX	XXX	XXX	0	0	0	0	0	0
9. 2022	XXX	XXX	XXX	XXX	XXX	XXX	XXX	0	0	0	0	0
10. 2023	XXX	XXX	XXX	XXX	XXX	XXX	XXX	XXX	0	0	0	XXX
11. 2024	XXX	XXX	XXX	XXX	XXX	XXX	XXX	XXX	XXX	0	XXX	XXX
12. Totals											0	0

SCHEDULE P - PART 2F - SECTION 2 - MEDICAL PROFESSIONAL LIABILITY - CLAIMS-MADE

1. Prior	0	0	0	0	0	0	0	0	0	0	0	0
2. 2015	0	0	0	0	0	0	0	0	0	0	0	0
3. 2016	XXX	0	0	0	0	0	0	0	0	0	0	0
4. 2017	XXX	XXX	0	0	0	0	0	0	0	0	0	0
5. 2018	XXX	XXX	XXX	0	0	0	0	0	0	0	0	0
6. 2019	XXX	XXX	XXX	XXX	0	0	0	0	0	0	0	0
7. 2020	XXX	XXX	XXX	XXX	XXX	0	0	0	0	0	0	0
8. 2021	XXX	XXX	XXX	XXX	XXX	XXX	0	0	0	0	0	0
9. 2022	XXX	XXX	XXX	XXX	XXX	XXX	XXX	0	0	0	0	0
10. 2023	XXX	XXX	XXX	XXX	XXX	XXX	XXX	XXX	0	0	0	XXX
11. 2024	XXX	XXX	XXX	XXX	XXX	XXX	XXX	XXX	XXX	0	XXX	XXX
12. Totals											0	0

SCHEDULE P - PART 2G - SPECIAL LIABILITY (OCEAN MARINE, AIRCRAFT (ALL PERILS), BOILER AND MACHINERY)

1. Prior	0	0	0	0	0	0	0	0	0	0	0	0
2. 2015	0	0	0	0	0	0	0	0	0	0	0	0
3. 2016	XXX	0	0	0	0	0	0	0	0	0	0	0
4. 2017	XXX	XXX	0	0	0	0	0	0	0	0	0	0
5. 2018	XXX	XXX	XXX	0	0	0	0	0	0	0	0	0
6. 2019	XXX	XXX	XXX	XXX	0	0	0	0	0	0	0	0
7. 2020	XXX	XXX	XXX	XXX	XXX	0	0	0	0	0	0	0
8. 2021	XXX	XXX	XXX	XXX	XXX	XXX	0	0	0	0	0	0
9. 2022	XXX	XXX	XXX	XXX	XXX	XXX	XXX	0	0	0	0	0
10. 2023	XXX	XXX	XXX	XXX	XXX	XXX	XXX	XXX	0	0	0	XXX
11. 2024	XXX	XXX	XXX	XXX	XXX	XXX	XXX	XXX	XXX	0	XXX	XXX
12. Totals											0	0

SCHEDULE P - PART 2H - SECTION 1 - OTHER LIABILITY - OCCURRENCE

1. Prior	0	0	0	0	0	0	0	0	0	0	0	0
2. 2015	0	0	0	0	0	0	0	0	0	0	0	0
3. 2016	XXX	0	0	0	0	0	0	0	0	0	0	0
4. 2017	XXX	XXX	0	0	0	0	0	0	0	0	0	0
5. 2018	XXX	XXX	XXX	0	0	0	0	0	0	0	0	0
6. 2019	XXX	XXX	XXX	XXX	0	0	0	0	0	0	0	0
7. 2020	XXX	XXX	XXX	XXX	XXX	0	0	0	0	0	0	0
8. 2021	XXX	XXX	XXX	XXX	XXX	XXX	0	0	0	0	0	0
9. 2022	XXX	XXX	XXX	XXX	XXX	XXX	XXX	0	0	0	0	0
10. 2023	XXX	XXX	XXX	XXX	XXX	XXX	XXX	XXX	0	0	0	XXX
11. 2024	XXX	XXX	XXX	XXX	XXX	XXX	XXX	XXX	XXX	0	XXX	XXX
12. Totals											0	0

SCHEDULE P - PART 2H - SECTION 2 - OTHER LIABILITY - CLAIMS-MADE

1. Prior	0	0	0	0	0	0	0	0	0	0	0	0
2. 2015	0	0	0	0	0	0	0	0	0	0	0	0
3. 2016	XXX	0	0	0	0	0	0	0	0	0	0	0
4. 2017	XXX	XXX	0	0	0	0	0	0	0	0	0	0
5. 2018	XXX	XXX	XXX	0	0	0	0	0	0	0	0	0
6. 2019	XXX	XXX	XXX	XXX	0	0	0	0	0	0	0	0
7. 2020	XXX	XXX	XXX	XXX	XXX	0	0	0	0	0	0	0
8. 2021	XXX	XXX	XXX	XXX	XXX	XXX	0	0	0	0	0	0
9. 2022	XXX	XXX	XXX	XXX	XXX	XXX	XXX	0	0	0	0	0
10. 2023	XXX	XXX	XXX	XXX	XXX	XXX	XXX	XXX	0	0	0	XXX
11. 2024	XXX	XXX	XXX	XXX	XXX	XXX	XXX	XXX	XXX	0	XXX	XXX
12. Totals											0	0

ANNUAL STATEMENT FOR THE YEAR 2024 OF THE Louisiana Citizens Property Insurance Corporation

SCHEDULE P - PART 2I – SPECIAL PROPERTY (FIRE, ALLIED LINES, INLAND MARINE, EARTHQUAKE, BURGLARY, AND THEFT)

Years in Which Losses Were Incurred	INCURRED NET LOSSES AND DEFENSE AND COST CONTAINMENT EXPENSES REPORTED AT YEAR END (\$000 OMITTED)										DEVELOPMENT	
	1 2015	2 2016	3 2017	4 2018	5 2019	6 2020	7 2021	8 2022	9 2023	10 2024	11 One Year	12 Two Year
1. Prior	31,008	6,629	(1,797)	(1,102)	(1,313)	(1,238)	1,021	1,363	1,439	1,429	(10)	66
2. 2015	13,600	12,700	12,625	12,625	12,625	12,506	12,510	12,494	12,494	12,494	0	0
3. 2016	XXX	12,750	11,800	11,850	11,925	11,833	11,845	11,845	11,825	11,825	0	(20)
4. 2017	XXX	XXX	13,000	13,950	13,900	13,950	13,975	14,225	14,065	14,050	(15)	(175)
5. 2018	XXX	XXX	XXX	6,750	6,725	6,775	6,660	6,600	6,525	6,550	25	(50)
6. 2019	XXX	XXX	XXX	XXX	9,750	9,325	9,130	9,000	8,911	8,916	5	(84)
7. 2020	XXX	XXX	XXX	XXX	XXX	41,176	40,981	41,196	42,211	42,063	(148)	867
8. 2021	XXX	XXX	XXX	XXX	XXX	XXX	39,297	48,022	98,150	73,958	(24,192)	25,936
9. 2022	XXX	XXX	XXX	XXX	XXX	XXX	XXX	36,501	29,050	26,300	(2,750)	(10,201)
10. 2023	XXX	XXX	XXX	XXX	XXX	XXX	XXX	XXX	28,000	27,750	(250)	XXX
11. 2024	XXX	XXX	XXX	XXX	XXX	XXX	XXX	XXX	XXX	77,500	XXX	XXX
12. Totals											(27,335)	16,340

SCHEDULE P - PART 2J – AUTO PHYSICAL DAMAGE

1. Prior	0	0	0	0	0	0	0	0	0	0	0	0
2. 2015	0	0	0	0	0	0	0	0	0	0	0	0
3. 2016	XXX	0	0	0	0	0	0	0	0	0	0	0
4. 2017	XXX	XXX	0	0	0	0	0	0	0	0	0	0
5. 2018	XXX	XXX	XXX	0	0	0	0	0	0	0	0	0
6. 2019	XXX	XXX	XXX	XXX	0	0	0	0	0	0	0	0
7. 2020	XXX	XXX	XXX	XXX	0	0	0	0	0	0	0	0
8. 2021	XXX	XXX	XXX	XXX	XXX	XXX	0	0	0	0	0	0
9. 2022	XXX	XXX	XXX	XXX	XXX	XXX	XXX	0	0	0	0	0
10. 2023	XXX	XXX	XXX	XXX	XXX	XXX	XXX	XXX	0	0	0	XXX
11. 2024	XXX	XXX	XXX	XXX	XXX	XXX	XXX	XXX	XXX	0	XXX	XXX
12. Totals											0	0

SCHEDULE P - PART 2K – FIDELITY, SURETY

1. Prior	0	0	0	0	0	0	0	0	0	0	0	0
2. 2015	0	0	0	0	0	0	0	0	0	0	0	0
3. 2016	XXX	0	0	0	0	0	0	0	0	0	0	0
4. 2017	XXX	XXX	0	0	0	0	0	0	0	0	0	0
5. 2018	XXX	XXX	XXX	0	0	0	0	0	0	0	0	0
6. 2019	XXX	XXX	XXX	XXX	0	0	0	0	0	0	0	0
7. 2020	XXX	XXX	XXX	XXX	XXX	XXX	0	0	0	0	0	0
8. 2021	XXX	XXX	XXX	XXX	XXX	XXX	XXX	0	0	0	0	0
9. 2022	XXX	XXX	XXX	XXX	XXX	XXX	XXX	0	0	0	0	0
10. 2023	XXX	XXX	XXX	XXX	XXX	XXX	XXX	XXX	0	0	0	XXX
11. 2024	XXX	XXX	XXX	XXX	XXX	XXX	XXX	XXX	XXX	0	XXX	XXX
12. Totals											0	0

SCHEDULE P - PART 2L – OTHER (INCLUDING CREDIT, ACCIDENT AND HEALTH)

1. Prior	0	0	0	0	0	0	0	0	0	0	0	0
2. 2015	0	0	0	0	0	0	0	0	0	0	0	0
3. 2016	XXX	0	0	0	0	0	0	0	0	0	0	0
4. 2017	XXX	XXX	0	0	0	0	0	0	0	0	0	0
5. 2018	XXX	XXX	XXX	0	0	0	0	0	0	0	0	0
6. 2019	XXX	XXX	XXX	XXX	0	0	0	0	0	0	0	0
7. 2020	XXX	XXX	XXX	XXX	XXX	XXX	0	0	0	0	0	0
8. 2021	XXX	XXX	XXX	XXX	XXX	XXX	XXX	0	0	0	0	0
9. 2022	XXX	XXX	XXX	XXX	XXX	XXX	XXX	0	0	0	0	0
10. 2023	XXX	XXX	XXX	XXX	XXX	XXX	XXX	XXX	0	0	0	XXX
11. 2024	XXX	XXX	XXX	XXX	XXX	XXX	XXX	XXX	XXX	0	XXX	XXX
12. Totals											0	0

SCHEDULE P - PART 2M - INTERNATIONAL

1. Prior	0	0	0	0	0	0	0	0	0	0	0	0
2. 2015	0	0	0	0	0	0	0	0	0	0	0	0
3. 2016	XXX	0	0	0	0	0	0	0	0	0	0	0
4. 2017	XXX	XXX	0	0	0	0	0	0	0	0	0	0
5. 2018	XXX	XXX	XXX	0	0	0	0	0	0	0	0	0
6. 2019	XXX	XXX	XXX	XXX	0	0	0	0	0	0	0	0
7. 2020	XXX	XXX	XXX	XXX	XXX	XXX	0	0	0	0	0	0
8. 2021	XXX	XXX	XXX	XXX	XXX	XXX	XXX	0	0	0	0	0
9. 2022	XXX	XXX	XXX	XXX	XXX	XXX	XXX	0	0	0	0	0
10. 2023	XXX	XXX	XXX	XXX	XXX	XXX	XXX	XXX	0	0	0	XXX
11. 2024	XXX	XXX	XXX	XXX	XXX	XXX	XXX	XXX	XXX	0	XXX	XXX
12. Totals											0	0

Schedule P - Part 2N

NONE

Schedule P - Part 2O

NONE

Schedule P - Part 2P

NONE

Schedule P - Part 2R - Prod Liab Occur

NONE

Schedule P - Part 2R - Prod Liab Claims

NONE

Schedule P - Part 2S

NONE

Schedule P - Part 2T

NONE

Schedule P - Part 2U

NONE

ANNUAL STATEMENT FOR THE YEAR 2024 OF THE Louisiana Citizens Property Insurance Corporation

SCHEDULE P - PART 3A - HOMEOWNERS/FARMOWNERS

Years in Which Losses Were Incurred	CUMULATIVE PAID NET LOSSES AND DEFENSE AND COST CONTAINMENT EXPENSES REPORTED AT YEAR END (\$000 OMITTED)										11	12
	1	2	3	4	5	6	7	8	9	10	Number of Claims Closed With Loss Payment	Number of Claims Closed Without Loss Payment
	2015	2016	2017	2018	2019	2020	2021	2022	2023	2024		
1. Prior	.000	(7,474)	2,804	15,109	18,250	20,547	21,926	21,793	21,797	21,887	.251	.119
2. 2015	1,864	2,485	2,608	2,725	2,725	2,725	2,725	2,725	2,725	2,725	.262	.241
3. 2016	XXX	2,253	2,544	2,557	2,564	2,575	2,582	2,607	2,607	2,608	.195	.235
4. 2017	XXX	XXX	1,717	1,942	2,188	2,204	2,207	2,217	2,224	2,226	.123	.109
5. 2018	XXX	XXX	XXX	.611	1,349	1,349	1,349	1,349	1,349	1,350	.90	.69
6. 2019	XXX	XXX	XXX	XXX	1,258	2,446	2,628	2,631	2,632	2,632	.80	.86
7. 2020	XXX	XXX	XXX	XXX	XXX	1,069	1,320	1,325	1,354	1,362	.213	.169
8. 2021	XXX	XXX	XXX	XXX	XXX	XXX	2,555	3,290	3,556	3,615	.577	.225
9. 2022	XXX	XXX	XXX	XXX	XXX	XXX	XXX	1,758	3,599	3,861	.228	.138
10. 2023	XXX	XXX	XXX	XXX	XXX	XXX	XXX	XXX	9,839	12,676	.454	.289
11. 2024	XXX	XXX	XXX	XXX	XXX	XXX	XXX	XXX	XXX	10,941	.411	.398

SCHEDULE P - PART 3B - PRIVATE PASSENGER AUTO LIABILITY/MEDICAL

1. Prior	.000	.0	.0	.0	.0	.0	.0	.0	.0	.0	.0	.0
2. 2015	.0	.0	.0	.0	.0	.0	.0	.0	.0	.0	.0	.0
3. 2016	XXX	.0	.0	.0	.0	.0	.0	.0	.0	.0	.0	.0
4. 2017	XXX	XXX	.0	.0	.0	.0	.0	.0	.0	.0	.0	.0
5. 2018	XXX	XXX	XXX	.0	.0	.0	.0	.0	.0	.0	.0	.0
6. 2019	XXX	XXX	XXX	XXX	.0	.0	.0	.0	.0	.0	.0	.0
7. 2020	XXX	XXX	XXX	XXX	XXX	.0	.0	.0	.0	.0	.0	.0
8. 2021	XXX	XXX	XXX	XXX	XXX	XXX	.0	.0	.0	.0	.0	.0
9. 2022	XXX	XXX	XXX	XXX	XXX	XXX	XXX	.0	.0	.0	.0	.0
10. 2023	XXX	XXX	XXX	XXX	XXX	XXX	XXX	XXX	.0	.0	.0	.0
11. 2024	XXX	XXX	XXX	XXX	XXX	XXX	XXX	XXX	XXX	.0	.0	.0

NONE

SCHEDULE P - PART 3C - COMMERCIAL AUTO/TRUCK LIABILITY/MEDICAL

1. Prior	.000	.0	.0	.0	.0	.0	.0	.0	.0	.0	.0	.0
2. 2015	.0	.0	.0	.0	.0	.0	.0	.0	.0	.0	.0	.0
3. 2016	XXX	.0	.0	.0	.0	.0	.0	.0	.0	.0	.0	.0
4. 2017	XXX	XXX	.0	.0	.0	.0	.0	.0	.0	.0	.0	.0
5. 2018	XXX	XXX	XXX	.0	.0	.0	.0	.0	.0	.0	.0	.0
6. 2019	XXX	XXX	XXX	XXX	.0	.0	.0	.0	.0	.0	.0	.0
7. 2020	XXX	XXX	XXX	XXX	XXX	.0	.0	.0	.0	.0	.0	.0
8. 2021	XXX	XXX	XXX	XXX	XXX	XXX	.0	.0	.0	.0	.0	.0
9. 2022	XXX	XXX	XXX	XXX	XXX	XXX	XXX	.0	.0	.0	.0	.0
10. 2023	XXX	XXX	XXX	XXX	XXX	XXX	XXX	XXX	.0	.0	.0	.0
11. 2024	XXX	XXX	XXX	XXX	XXX	XXX	XXX	XXX	XXX	.0	.0	.0

NONE

SCHEDULE P - PART 3D - WORKERS' COMPENSATION

(EXCLUDING EXCESS WORKERS' COMPENSATION)

1. Prior	.000	.0	.0	.0	.0	.0	.0	.0	.0	.0	.0	.0
2. 2015	.0	.0	.0	.0	.0	.0	.0	.0	.0	.0	.0	.0
3. 2016	XXX	.0	.0	.0	.0	.0	.0	.0	.0	.0	.0	.0
4. 2017	XXX	XXX	.0	.0	.0	.0	.0	.0	.0	.0	.0	.0
5. 2018	XXX	XXX	XXX	.0	.0	.0	.0	.0	.0	.0	.0	.0
6. 2019	XXX	XXX	XXX	XXX	.0	.0	.0	.0	.0	.0	.0	.0
7. 2020	XXX	XXX	XXX	XXX	XXX	.0	.0	.0	.0	.0	.0	.0
8. 2021	XXX	XXX	XXX	XXX	XXX	XXX	.0	.0	.0	.0	.0	.0
9. 2022	XXX	XXX	XXX	XXX	XXX	XXX	XXX	.0	.0	.0	.0	.0
10. 2023	XXX	XXX	XXX	XXX	XXX	XXX	XXX	XXX	.0	.0	.0	.0
11. 2024	XXX	XXX	XXX	XXX	XXX	XXX	XXX	XXX	XXX	.0	.0	.0

NONE

SCHEDULE P - PART 3E - COMMERCIAL MULTIPLE PERIL

1. Prior	.000	.0	.0	.0	.0	.0	.0	.0	.0	.0	.0	.0
2. 2015	.0	.0	.0	.0	.0	.0	.0	.0	.0	.0	.0	.0
3. 2016	XXX	.0	.0	.0	.0	.0	.0	.0	.0	.0	.0	.0
4. 2017	XXX	XXX	.0	.0	.0	.0	.0	.0	.0	.0	.0	.0
5. 2018	XXX	XXX	XXX	.0	.0	.0	.0	.0	.0	.0	.0	.0
6. 2019	XXX	XXX	XXX	XXX	.0	.0	.0	.0	.0	.0	.0	.0
7. 2020	XXX	XXX	XXX	XXX	XXX	.0	.0	.0	.0	.0	.0	.0
8. 2021	XXX	XXX	XXX	XXX	XXX	XXX	.0	.0	.0	.0	.0	.0
9. 2022	XXX	XXX	XXX	XXX	XXX	XXX	XXX	.0	.0	.0	.0	.0
10. 2023	XXX	XXX	XXX	XXX	XXX	XXX	XXX	XXX	.0	.0	.0	.0
11. 2024	XXX	XXX	XXX	XXX	XXX	XXX	XXX	XXX	XXX	.0	.0	.0

NONE

SCHEDULE P - PART 3F - SECTION 1 - MEDICAL PROFESSIONAL LIABILITY - OCCURRENCE

Years in Which Losses Were Incurred	CUMULATIVE PAID NET LOSSES AND DEFENSE AND COST CONTAINMENT EXPENSES REPORTED AT YEAR END (\$000 OMITTED)										11	12
	1	2	3	4	5	6	7	8	9	10	Number of Claims Closed With Loss Payment	Number of Claims Closed Without Loss Payment
	2015	2016	2017	2018	2019	2020	2021	2022	2023	2024		
1. Prior	.000	.0	.0	.0	.0	.0	.0	.0	.0	.0	.0	.0
2. 2015	.0	.0	.0	.0	.0	.0	.0	.0	.0	.0	.0	.0
3. 2016	.XXX	.0	.0	.0	.0	.0	.0	.0	.0	.0	.0	.0
4. 2017	.XXX	.XXX	.0	.0	.0	.0	.0	.0	.0	.0	.0	.0
5. 2018	.XXX	.XXX	.XXX	.0	.0	.0	.0	.0	.0	.0	.0	.0
6. 2019	.XXX	.XXX	.XXX	.XXX	.0	.0	.0	.0	.0	.0	.0	.0
7. 2020	.XXX	.XXX	.XXX	.XXX	.XXX	.0	.0	.0	.0	.0	.0	.0
8. 2021	.XXX	.XXX	.XXX	.XXX	.XXX	.XXX	.0	.0	.0	.0	.0	.0
9. 2022	.XXX	.XXX	.XXX	.XXX	.XXX	.XXX	.XXX	.0	.0	.0	.0	.0
10. 2023	.XXX	.XXX	.XXX	.XXX	.XXX	.XXX	.XXX	.XXX	.0	.0	.0	.0
11. 2024	.XXX	.XXX	.XXX	.XXX	.XXX	.XXX	.XXX	.XXX	.XXX	.XXX	.0	.0

SCHEDULE P - PART 3F - SECTION 2 - MEDICAL PROFESSIONAL LIABILITY - CLAIMS-MADE

1. Prior	.000	.0	.0	.0	.0	.0	.0	.0	.0	.0	.0	.0
2. 2015	.0	.0	.0	.0	.0	.0	.0	.0	.0	.0	.0	.0
3. 2016	.XXX	.0	.0	.0	.0	.0	.0	.0	.0	.0	.0	.0
4. 2017	.XXX	.XXX	.0	.0	.0	.0	.0	.0	.0	.0	.0	.0
5. 2018	.XXX	.XXX	.XXX	.0	.0	.0	.0	.0	.0	.0	.0	.0
6. 2019	.XXX	.XXX	.XXX	.XXX	.0	.0	.0	.0	.0	.0	.0	.0
7. 2020	.XXX	.XXX	.XXX	.XXX	.XXX	.0	.0	.0	.0	.0	.0	.0
8. 2021	.XXX	.XXX	.XXX	.XXX	.XXX	.XXX	.0	.0	.0	.0	.0	.0
9. 2022	.XXX	.XXX	.XXX	.XXX	.XXX	.XXX	.XXX	.0	.0	.0	.0	.0
10. 2023	.XXX	.XXX	.XXX	.XXX	.XXX	.XXX	.XXX	.XXX	.0	.0	.0	.0
11. 2024	.XXX	.XXX	.XXX	.XXX	.XXX	.XXX	.XXX	.XXX	.XXX	.XXX	.0	.0

SCHEDULE P - PART 3G - SPECIAL LIABILITY (OCEAN MARINE, AIRCRAFT (ALL PERILS), BOILER AND MACHINERY)

1. Prior	.000	.0	.0	.0	.0	.0	.0	.0	.0	.0	.XXX	.XXX
2. 2015	.0	.0	.0	.0	.0	.0	.0	.0	.0	.0	.XXX	.XXX
3. 2016	.XXX	.0	.0	.0	.0	.0	.0	.0	.0	.0	.XXX	.XXX
4. 2017	.XXX	.XXX	.0	.0	.0	.0	.0	.0	.0	.0	.XXX	.XXX
5. 2018	.XXX	.XXX	.XXX	.0	.0	.0	.0	.0	.0	.0	.XXX	.XXX
6. 2019	.XXX	.XXX	.XXX	.XXX	.0	.0	.0	.0	.0	.0	.XXX	.XXX
7. 2020	.XXX	.XXX	.XXX	.XXX	.XXX	.0	.0	.0	.0	.0	.XXX	.XXX
8. 2021	.XXX	.XXX	.XXX	.XXX	.XXX	.XXX	.0	.0	.0	.0	.XXX	.XXX
9. 2022	.XXX	.XXX	.XXX	.XXX	.XXX	.XXX	.XXX	.0	.0	.0	.XXX	.XXX
10. 2023	.XXX	.XXX	.XXX	.XXX	.XXX	.XXX	.XXX	.XXX	.0	.0	.XXX	.XXX
11. 2024	.XXX	.XXX	.XXX	.XXX	.XXX	.XXX	.XXX	.XXX	.XXX	.XXX	.0	.XXX

SCHEDULE P - PART 3H - SECTION 1 - OTHER LIABILITY - OCCURRENCE

1. Prior	.000	.0	.0	.0	.0	.0	.0	.0	.0	.0	.0	.0
2. 2015	.0	.0	.0	.0	.0	.0	.0	.0	.0	.0	.0	.0
3. 2016	.XXX	.0	.0	.0	.0	.0	.0	.0	.0	.0	.0	.0
4. 2017	.XXX	.XXX	.0	.0	.0	.0	.0	.0	.0	.0	.0	.0
5. 2018	.XXX	.XXX	.XXX	.0	.0	.0	.0	.0	.0	.0	.0	.0
6. 2019	.XXX	.XXX	.XXX	.XXX	.0	.0	.0	.0	.0	.0	.0	.0
7. 2020	.XXX	.XXX	.XXX	.XXX	.XXX	.0	.0	.0	.0	.0	.0	.0
8. 2021	.XXX	.XXX	.XXX	.XXX	.XXX	.XXX	.0	.0	.0	.0	.0	.0
9. 2022	.XXX	.XXX	.XXX	.XXX	.XXX	.XXX	.XXX	.0	.0	.0	.0	.0
10. 2023	.XXX	.XXX	.XXX	.XXX	.XXX	.XXX	.XXX	.XXX	.0	.0	.0	.0
11. 2024	.XXX	.XXX	.XXX	.XXX	.XXX	.XXX	.XXX	.XXX	.XXX	.XXX	.0	.0

SCHEDULE P - PART 3H - SECTION 2 - OTHER LIABILITY - CLAIMS-MADE

1. Prior	.000	.0	.0	.0	.0	.0	.0	.0	.0	.0	.0	.0
2. 2015	.0	.0	.0	.0	.0	.0	.0	.0	.0	.0	.0	.0
3. 2016	.XXX	.0	.0	.0	.0	.0	.0	.0	.0	.0	.0	.0
4. 2017	.XXX	.XXX	.0	.0	.0	.0	.0	.0	.0	.0	.0	.0
5. 2018	.XXX	.XXX	.XXX	.0	.0	.0	.0	.0	.0	.0	.0	.0
6. 2019	.XXX	.XXX	.XXX	.XXX	.0	.0	.0	.0	.0	.0	.0	.0
7. 2020	.XXX	.XXX	.XXX	.XXX	.XXX	.0	.0	.0	.0	.0	.0	.0
8. 2021	.XXX	.XXX	.XXX	.XXX	.XXX	.XXX	.0	.0	.0	.0	.0	.0
9. 2022	.XXX	.XXX	.XXX	.XXX	.XXX	.XXX	.XXX	.0	.0	.0	.0	.0
10. 2023	.XXX	.XXX	.XXX	.XXX	.XXX	.XXX	.XXX	.XXX	.0	.0	.0	.0
11. 2024	.XXX	.XXX	.XXX	.XXX	.XXX	.XXX	.XXX	.XXX	.XXX	.XXX	.0	.0

ANNUAL STATEMENT FOR THE YEAR 2024 OF THE Louisiana Citizens Property Insurance Corporation

**SCHEDULE P - PART 3I - SPECIAL PROPERTY
(FIRE, ALLIED LINES, INLAND MARINE, EARTHQUAKE, BURGLARY, AND THEFT)**

Years in Which Losses Were Incurred	CUMULATIVE PAID NET LOSSES AND DEFENSE AND COST CONTAINMENT EXPENSES REPORTED AT YEAR END (\$000 OMITTED)										11	12
	1	2	3	4	5	6	7	8	9	10	Number of Claims Closed With Loss Payment	Number of Claims Closed Without Loss Payment
	2015	2016	2017	2018	2019	2020	2021	2022	2023	2024		
1. Prior	.000	(9,126)	(18,304)	(7,876)	(5,870)	(3,634)	(780)	(439)	(317)	(298)	XXX	XXX
2. 2015	10,431	12,122	12,309	12,394	12,468	12,497	12,497	12,494	12,494	12,494	XXX	XXX
3. 2016	XXX	10,165	11,318	11,538	11,747	11,817	11,816	11,824	11,825	11,825	XXX	XXX
4. 2017	XXX	XXX	11,527	13,381	13,534	13,633	13,698	13,762	13,847	13,911	XXX	XXX
5. 2018	XXX	XXX	XXX	5,587	6,424	6,495	6,494	6,499	6,500	6,522	XXX	XXX
6. 2019	XXX	XXX	XXX	XXX	8,087	8,806	8,913	8,913	8,911	8,916	XXX	XXX
7. 2020	XXX	XXX	XXX	XXX	XXX	39,731	40,351	40,737	41,495	42,063	XXX	XXX
8. 2021	XXX	XXX	XXX	XXX	XXX	XXX	37,933	38,741	39,632	40,118	XXX	XXX
9. 2022	XXX	XXX	XXX	XXX	XXX	XXX	XXX	15,041	24,174	25,216	XXX	XXX
10. 2023	XXX	XXX	XXX	XXX	XXX	XXX	XXX	XXX	20,646	26,454	XXX	XXX
11. 2024	XXX	XXX	XXX	XXX	XXX	XXX	XXX	XXX	XXX	54,650	XXX	XXX

SCHEDULE P - PART 3J - AUTO PHYSICAL DAMAGE

1. Prior	.000	.0	.0	.0	.0	.0	.0	.0	.0	.0	.0	.0
2. 2015	.0	.0	.0	.0	.0	.0	.0	.0	.0	.0	.0	.0
3. 2016	XXX	.0	.0	.0	.0	.0	.0	.0	.0	.0	.0	.0
4. 2017	XXX	XXX	.0	.0	.0	.0	.0	.0	.0	.0	.0	.0
5. 2018	XXX	XXX	XXX	.0	.0	.0	.0	.0	.0	.0	.0	.0
6. 2019	XXX	XXX	XXX	XXX	.0	.0	.0	.0	.0	.0	.0	.0
7. 2020	XXX	XXX	XXX	XXX	XXX	.0	.0	.0	.0	.0	.0	.0
8. 2021	XXX	XXX	XXX	XXX	XXX	XXX	.0	.0	.0	.0	.0	.0
9. 2022	XXX	XXX	XXX	XXX	XXX	XXX	XXX	.0	.0	.0	.0	.0
10. 2023	XXX	XXX	XXX	XXX	XXX	XXX	XXX	XXX	.0	.0	.0	.0
11. 2024	XXX	XXX	XXX	XXX	XXX	XXX	XXX	XXX	XXX	.0	.0	.0

NONE

SCHEDULE P - PART 3K - FIDELITY/SURETY

1. Prior	.000	.0	.0	.0	.0	.0	.0	.0	.0	.0	XXX	XXX
2. 2015	.0	.0	.0	.0	.0	.0	.0	.0	.0	.0	XXX	XXX
3. 2016	XXX	.0	.0	.0	.0	.0	.0	.0	.0	.0	XXX	XXX
4. 2017	XXX	XXX	.0	.0	.0	.0	.0	.0	.0	.0	XXX	XXX
5. 2018	XXX	XXX	XXX	.0	.0	.0	.0	.0	.0	.0	XXX	XXX
6. 2019	XXX	XXX	XXX	XXX	.0	.0	.0	.0	.0	.0	XXX	XXX
7. 2020	XXX	XXX	XXX	XXX	XXX	.0	.0	.0	.0	.0	XXX	XXX
8. 2021	XXX	XXX	XXX	XXX	XXX	XXX	.0	.0	.0	.0	XXX	XXX
9. 2022	XXX	XXX	XXX	XXX	XXX	XXX	XXX	.0	.0	.0	XXX	XXX
10. 2023	XXX	XXX	XXX	XXX	XXX	XXX	XXX	XXX	.0	.0	XXX	XXX
11. 2024	XXX	XXX	XXX	XXX	XXX	XXX	XXX	XXX	XXX	.0	XXX	XXX

NONE

SCHEDULE P - PART 3L - OTHER (INCLUDING CREDIT, ACCIDENT AND HEALTH)

1. Prior	.000	.0	.0	.0	.0	.0	.0	.0	.0	.0	XXX	XXX
2. 2015	.0	.0	.0	.0	.0	.0	.0	.0	.0	.0	XXX	XXX
3. 2016	XXX	.0	.0	.0	.0	.0	.0	.0	.0	.0	XXX	XXX
4. 2017	XXX	XXX	.0	.0	.0	.0	.0	.0	.0	.0	XXX	XXX
5. 2018	XXX	XXX	XXX	.0	.0	.0	.0	.0	.0	.0	XXX	XXX
6. 2019	XXX	XXX	XXX	XXX	.0	.0	.0	.0	.0	.0	XXX	XXX
7. 2020	XXX	XXX	XXX	XXX	XXX	.0	.0	.0	.0	.0	XXX	XXX
8. 2021	XXX	XXX	XXX	XXX	XXX	XXX	.0	.0	.0	.0	XXX	XXX
9. 2022	XXX	XXX	XXX	XXX	XXX	XXX	XXX	.0	.0	.0	XXX	XXX
10. 2023	XXX	XXX	XXX	XXX	XXX	XXX	XXX	XXX	.0	.0	XXX	XXX
11. 2024	XXX	XXX	XXX	XXX	XXX	XXX	XXX	XXX	XXX	.0	XXX	XXX

NONE

SCHEDULE P - PART 3M - INTERNATIONAL

1. Prior	.000	.0	.0	.0	.0	.0	.0	.0	.0	.0	XXX	XXX
2. 2015	.0	.0	.0	.0	.0	.0	.0	.0	.0	.0	XXX	XXX
3. 2016	XXX	.0	.0	.0	.0	.0	.0	.0	.0	.0	XXX	XXX
4. 2017	XXX	XXX	.0	.0	.0	.0	.0	.0	.0	.0	XXX	XXX
5. 2018	XXX	XXX	XXX	.0	.0	.0	.0	.0	.0	.0	XXX	XXX
6. 2019	XXX	XXX	XXX	XXX	.0	.0	.0	.0	.0	.0	XXX	XXX
7. 2020	XXX	XXX	XXX	XXX	XXX	.0	.0	.0	.0	.0	XXX	XXX
8. 2021	XXX	XXX	XXX	XXX	XXX	XXX	.0	.0	.0	.0	XXX	XXX
9. 2022	XXX	XXX	XXX	XXX	XXX	XXX	XXX	.0	.0	.0	XXX	XXX
10. 2023	XXX	XXX	XXX	XXX	XXX	XXX	XXX	XXX	.0	.0	XXX	XXX
11. 2024	XXX	XXX	XXX	XXX	XXX	XXX	XXX	XXX	XXX	.0	XXX	XXX

NONE

Schedule P - Part 3N

NONE

Schedule P - Part 3O

NONE

Schedule P - Part 3P

NONE

Schedule P - Part 3R - Prod Liab Occur

NONE

Schedule P - Part 3R - Prod Liab Claims

NONE

Schedule P - Part 3S

NONE

Schedule P - Part 3T

NONE

Schedule P - Part 3U

NONE

ANNUAL STATEMENT FOR THE YEAR 2024 OF THE Louisiana Citizens Property Insurance Corporation

SCHEDULE P - PART 4A - HOMEOWNERS/FARMOWNERS

Years in Which Losses Were Incurred	BULK AND IBNR RESERVES ON NET LOSSES AND DEFENSE AND COST CONTAINMENT EXPENSES REPORTED AT YEAR END (\$000 OMITTED)									
	1	2	3	4	5	6	7	8	9	10
	2015	2016	2017	2018	2019	2020	2021	2022	2023	2024
1. Prior	21,609	17,071	18,459	7,194	5,220	2,884	2,048	2,038	2,047	2,177
2. 2015	648	80	72	21	0	0	0	0	0	0
3. 2016	XXX	950	145	22	20	20	15	0	0	0
4. 2017	XXX	XXX	354	137	60	22	17	9	7	10
5. 2018	XXX	XXX	XXX	197	76	5	0	0	0	0
6. 2019	XXX	XXX	XXX	XXX	895	155	99	71	0	0
7. 2020	XXX	XXX	XXX	XXX	XXX	371	47	21	48	19
8. 2021	XXX	XXX	XXX	XXX	XXX	XXX	465	564	4,111	1,354
9. 2022	XXX	XXX	XXX	XXX	XXX	XXX	XXX	4,904	975	54
10. 2023	XXX	XXX	XXX	XXX	XXX	XXX	XXX	XXX	4,946	761
11. 2024	XXX	XXX	XXX	XXX	XXX	XXX	XXX	XXX	XXX	5,980

SCHEDULE P - PART 4B - PRIVATE PASSENGER AUTO LIABILITY/MEDICAL

1. Prior	0	0	0	0	0	0	0	0	0	0		
2. 2015	0	0	0	0	0	0	0	0	0	0		
3. 2016	XXX	0	0	0	0	0	0	0	0	0		
4. 2017	XXX	XXX	0	0	0	0	0	0	0	0		
5. 2018	XXX	XXX	XXX	NONE							0	0
6. 2019	XXX	XXX	XXX								0	0
7. 2020	XXX	XXX	XXX								0	0
8. 2021	XXX	XXX	XXX								0	0
9. 2022	XXX	XXX	XXX								0	0
10. 2023	XXX	XXX	XXX								0	0
11. 2024	XXX	XXX	XXX								0	0

SCHEDULE P - PART 4C - COMMERCIAL AUTO/TRUCK LIABILITY/MEDICAL

1. Prior	0	0	0	0	0	0	0	0	0	0		
2. 2015	0	0	0	0	0	0	0	0	0	0		
3. 2016	XXX	0	0	0	0	0	0	0	0	0		
4. 2017	XXX	XXX	0	0	0	0	0	0	0	0		
5. 2018	XXX	XXX	XXX	NONE							0	0
6. 2019	XXX	XXX	XXX								0	0
7. 2020	XXX	XXX	XXX								0	0
8. 2021	XXX	XXX	XXX								0	0
9. 2022	XXX	XXX	XXX								0	0
10. 2023	XXX	XXX	XXX								0	0
11. 2024	XXX	XXX	XXX								0	0

SCHEDULE P - PART 4D - WORKERS' COMPENSATION

(EXCLUDING EXCESS WORKERS' COMPENSATION)

1. Prior	0	0	0	0	0	0	0	0	0	0		
2. 2015	0	0	0	0	0	0	0	0	0	0		
3. 2016	XXX	0	0	0	0	0	0	0	0	0		
4. 2017	XXX	XXX	0	0	0	0	0	0	0	0		
5. 2018	XXX	XXX	XXX	NONE							0	0
6. 2019	XXX	XXX	XXX								0	0
7. 2020	XXX	XXX	XXX								0	0
8. 2021	XXX	XXX	XXX								0	0
9. 2022	XXX	XXX	XXX								0	0
10. 2023	XXX	XXX	XXX								0	0
11. 2024	XXX	XXX	XXX								0	0

SCHEDULE P - PART 4E - COMMERCIAL MULTIPLE PERIL

1. Prior	0	0	0	0	0	0	0	0	0	0		
2. 2015	0	0	0	0	0	0	0	0	0	0		
3. 2016	XXX	0	0	0	0	0	0	0	0	0		
4. 2017	XXX	XXX	0	0	0	0	0	0	0	0		
5. 2018	XXX	XXX	XXX	NONE							0	0
6. 2019	XXX	XXX	XXX								0	0
7. 2020	XXX	XXX	XXX								0	0
8. 2021	XXX	XXX	XXX								0	0
9. 2022	XXX	XXX	XXX								0	0
10. 2023	XXX	XXX	XXX								0	0
11. 2024	XXX	XXX	XXX								0	0

SCHEDULE P - PART 4F - SECTION 1 - MEDICAL PROFESSIONAL LIABILITY - OCCURRENCE

Years in Which Losses Were Incurred	BULK AND IBNR RESERVES ON NET LOSSES AND DEFENSE AND COST CONTAINMENT EXPENSES REPORTED AT YEAR END (\$000 OMITTED)										
	1	2	3	4	5	6	7	8	9	10	
	2015	2016	2017	2018	2019	2020	2021	2022	2023	2024	
1. Prior	.0	.0	.0	.0	.0	.0	.0	.0	.0	.0	.0
2. 2015	.0	.0	.0	.0	.0	.0	.0	.0	.0	.0	.0
3. 2016	XXX	.0	.0	.0	.0	.0	.0	.0	.0	.0	.0
4. 2017	XXX	XXX	.0	.0	.0	.0	.0	.0	.0	.0	.0
5. 2018	XXX	XXX	XXX	.0	.0	.0	.0	.0	.0	.0	.0
6. 2019	XXX	XXX	XXX	XXX	.0	.0	.0	.0	.0	.0	.0
7. 2020	XXX	XXX	XXX	XXX	XXX	.0	.0	.0	.0	.0	.0
8. 2021	XXX	XXX	XXX	XXX	XXX	XXX	.0	.0	.0	.0	.0
9. 2022	XXX	XXX	XXX	XXX	XXX	XXX	XXX	.0	.0	.0	.0
10. 2023	XXX	XXX	XXX	XXX	XXX	XXX	XXX	XXX	.0	.0	.0
11. 2024	XXX	XXX	XXX	XXX	XXX	XXX	XXX	XXX	XXX	.0	.0

SCHEDULE P - PART 4F - SECTION 2 - MEDICAL PROFESSIONAL LIABILITY - CLAIMS-MADE

1. Prior	.0	.0	.0	.0	.0	.0	.0	.0	.0	.0	.0
2. 2015	.0	.0	.0	.0	.0	.0	.0	.0	.0	.0	.0
3. 2016	XXX	.0	.0	.0	.0	.0	.0	.0	.0	.0	.0
4. 2017	XXX	XXX	.0	.0	.0	.0	.0	.0	.0	.0	.0
5. 2018	XXX	XXX	XXX	.0	.0	.0	.0	.0	.0	.0	.0
6. 2019	XXX	XXX	XXX	XXX	.0	.0	.0	.0	.0	.0	.0
7. 2020	XXX	XXX	XXX	XXX	XXX	.0	.0	.0	.0	.0	.0
8. 2021	XXX	XXX	XXX	XXX	XXX	XXX	.0	.0	.0	.0	.0
9. 2022	XXX	XXX	XXX	XXX	XXX	XXX	XXX	.0	.0	.0	.0
10. 2023	XXX	XXX	XXX	XXX	XXX	XXX	XXX	XXX	.0	.0	.0
11. 2024	XXX	XXX	XXX	XXX	XXX	XXX	XXX	XXX	XXX	.0	.0

SCHEDULE P - PART 4G - SPECIAL LIABILITY (OCEAN MARINE, AIRCRAFT (ALL PERILS), BOILER AND MACHINERY)

1. Prior	.0	.0	.0	.0	.0	.0	.0	.0	.0	.0	.0
2. 2015	.0	.0	.0	.0	.0	.0	.0	.0	.0	.0	.0
3. 2016	XXX	.0	.0	.0	.0	.0	.0	.0	.0	.0	.0
4. 2017	XXX	XXX	.0	.0	.0	.0	.0	.0	.0	.0	.0
5. 2018	XXX	XXX	XXX	.0	.0	.0	.0	.0	.0	.0	.0
6. 2019	XXX	XXX	XXX	XXX	.0	.0	.0	.0	.0	.0	.0
7. 2020	XXX	XXX	XXX	XXX	XXX	.0	.0	.0	.0	.0	.0
8. 2021	XXX	XXX	XXX	XXX	XXX	XXX	.0	.0	.0	.0	.0
9. 2022	XXX	XXX	XXX	XXX	XXX	XXX	XXX	.0	.0	.0	.0
10. 2023	XXX	XXX	XXX	XXX	XXX	XXX	XXX	XXX	.0	.0	.0
11. 2024	XXX	XXX	XXX	XXX	XXX	XXX	XXX	XXX	XXX	.0	.0

SCHEDULE P - PART 4H - SECTION 1 - OTHER LIABILITY - OCCURRENCE

1. Prior	.0	.0	.0	.0	.0	.0	.0	.0	.0	.0	.0
2. 2015	.0	.0	.0	.0	.0	.0	.0	.0	.0	.0	.0
3. 2016	XXX	.0	.0	.0	.0	.0	.0	.0	.0	.0	.0
4. 2017	XXX	XXX	.0	.0	.0	.0	.0	.0	.0	.0	.0
5. 2018	XXX	XXX	XXX	.0	.0	.0	.0	.0	.0	.0	.0
6. 2019	XXX	XXX	XXX	XXX	.0	.0	.0	.0	.0	.0	.0
7. 2020	XXX	XXX	XXX	XXX	XXX	.0	.0	.0	.0	.0	.0
8. 2021	XXX	XXX	XXX	XXX	XXX	XXX	.0	.0	.0	.0	.0
9. 2022	XXX	XXX	XXX	XXX	XXX	XXX	XXX	.0	.0	.0	.0
10. 2023	XXX	XXX	XXX	XXX	XXX	XXX	XXX	XXX	.0	.0	.0
11. 2024	XXX	XXX	XXX	XXX	XXX	XXX	XXX	XXX	XXX	.0	.0

SCHEDULE P - PART 4H - SECTION 2 - OTHER LIABILITY - CLAIMS-MADE

1. Prior	.0	.0	.0	.0	.0	.0	.0	.0	.0	.0	.0
2. 2015	.0	.0	.0	.0	.0	.0	.0	.0	.0	.0	.0
3. 2016	XXX	.0	.0	.0	.0	.0	.0	.0	.0	.0	.0
4. 2017	XXX	XXX	.0	.0	.0	.0	.0	.0	.0	.0	.0
5. 2018	XXX	XXX	XXX	.0	.0	.0	.0	.0	.0	.0	.0
6. 2019	XXX	XXX	XXX	XXX	.0	.0	.0	.0	.0	.0	.0
7. 2020	XXX	XXX	XXX	XXX	XXX	.0	.0	.0	.0	.0	.0
8. 2021	XXX	XXX	XXX	XXX	XXX	XXX	.0	.0	.0	.0	.0
9. 2022	XXX	XXX	XXX	XXX	XXX	XXX	XXX	.0	.0	.0	.0
10. 2023	XXX	XXX	XXX	XXX	XXX	XXX	XXX	XXX	.0	.0	.0
11. 2024	XXX	XXX	XXX	XXX	XXX	XXX	XXX	XXX	XXX	.0	.0

**SCHEDULE P - PART 4I - SPECIAL PROPERTY
(FIRE, ALLIED LINES, INLAND MARINE, EARTHQUAKE, BURGLARY AND THEFT)**

Years in Which Losses Were Incurred	BULK AND IBNR RESERVES ON NET LOSSES AND DEFENSE AND COST CONTAINMENT EXPENSES REPORTED AT YEAR END (\$000 OMITTED)									
	1	2	3	4	5	6	7	8	9	10
	2015	2016	2017	2018	2019	2020	2021	2022	2023	2024
1. Prior	28,633	15,212	16,071	6,484	4,373	2,384	1,701	1,701	1,706	1,706
2. 2015	2,051	529	188	142	130	5	9	0	0	0
3. 2016	XXX	1,978	382	208	58	15	23	0	0	0
4. 2017	XXX	XXX	691	439	281	87	53	28	23	57
5. 2018	XXX	XXX	XXX	837	239	141	47	68	15	13
6. 2019	XXX	XXX	XXX	XXX	1,361	357	173	65	0	0
7. 2020	XXX	XXX	XXX	XXX	XXX	979	294	152	652	0
8. 2021	XXX	XXX	XXX	XXX	XXX	XXX	752	8,577	58,187	33,769
9. 2022	XXX	XXX	XXX	XXX	XXX	XXX	XXX	15,369	3,022	402
10. 2023	XXX	XXX	XXX	XXX	XXX	XXX	XXX	XXX	2,838	1,024
11. 2024	XXX	XXX	XXX	XXX	XXX	XXX	XXX	XXX	XXX	13,874

SCHEDULE P - PART 4J - AUTO PHYSICAL DAMAGE

1. Prior	0	0	0	0	0	0	0	0	0	0
2. 2015	0	0	0	0	0	0	0	0	0	0
3. 2016	XXX	0	0	0	0	0	0	0	0	0
4. 2017	XXX	XXX	0	0	0	0	0	0	0	0
5. 2018	XXX	XXX	XXX	0	0	0	0	0	0	0
6. 2019	XXX	XXX	XXX	0	0	0	0	0	0	0
7. 2020	XXX	XXX	XXX	0	0	0	0	0	0	0
8. 2021	XXX	XXX	XXX	XXX	XXX	XXX	0	0	0	0
9. 2022	XXX	XXX	XXX	XXX	XXX	XXX	XXX	0	0	0
10. 2023	XXX	XXX	XXX	XXX	XXX	XXX	XXX	XXX	0	0
11. 2024	XXX	XXX	XXX	XXX	XXX	XXX	XXX	XXX	XXX	0

NONE

SCHEDULE P - PART 4K - FIDELITY/SURETY

1. Prior	0	0	0	0	0	0	0	0	0	0
2. 2015	0	0	0	0	0	0	0	0	0	0
3. 2016	XXX	0	0	0	0	0	0	0	0	0
4. 2017	XXX	XXX	0	0	0	0	0	0	0	0
5. 2018	XXX	XXX	XXX	0	0	0	0	0	0	0
6. 2019	XXX	XXX	XXX	0	0	0	0	0	0	0
7. 2020	XXX	XXX	XXX	0	0	0	0	0	0	0
8. 2021	XXX	XXX	XXX	XXX	XXX	XXX	0	0	0	0
9. 2022	XXX	XXX	XXX	XXX	XXX	XXX	XXX	0	0	0
10. 2023	XXX	XXX	XXX	XXX	XXX	XXX	XXX	XXX	0	0
11. 2024	XXX	XXX	XXX	XXX	XXX	XXX	XXX	XXX	XXX	0

NONE

SCHEDULE P - PART 4L - OTHER (INCLUDING CREDIT, ACCIDENT AND HEALTH)

1. Prior	0	0	0	0	0	0	0	0	0	0
2. 2015	0	0	0	0	0	0	0	0	0	0
3. 2016	XXX	0	0	0	0	0	0	0	0	0
4. 2017	XXX	XXX	0	0	0	0	0	0	0	0
5. 2018	XXX	XXX	XXX	0	0	0	0	0	0	0
6. 2019	XXX	XXX	XXX	0	0	0	0	0	0	0
7. 2020	XXX	XXX	XXX	0	0	0	0	0	0	0
8. 2021	XXX	XXX	XXX	XXX	XXX	XXX	0	0	0	0
9. 2022	XXX	XXX	XXX	XXX	XXX	XXX	XXX	0	0	0
10. 2023	XXX	XXX	XXX	XXX	XXX	XXX	XXX	XXX	0	0
11. 2024	XXX	XXX	XXX	XXX	XXX	XXX	XXX	XXX	XXX	0

NONE

SCHEDULE P - PART 4M - INTERNATIONAL

1. Prior	0	0	0	0	0	0	0	0	0	0
2. 2015	0	0	0	0	0	0	0	0	0	0
3. 2016	XXX	0	0	0	0	0	0	0	0	0
4. 2017	XXX	XXX	0	0	0	0	0	0	0	0
5. 2018	XXX	XXX	XXX	0	0	0	0	0	0	0
6. 2019	XXX	XXX	XXX	0	0	0	0	0	0	0
7. 2020	XXX	XXX	XXX	0	0	0	0	0	0	0
8. 2021	XXX	XXX	XXX	XXX	XXX	XXX	0	0	0	0
9. 2022	XXX	XXX	XXX	XXX	XXX	XXX	XXX	0	0	0
10. 2023	XXX	XXX	XXX	XXX	XXX	XXX	XXX	XXX	0	0
11. 2024	XXX	XXX	XXX	XXX	XXX	XXX	XXX	XXX	XXX	0

NONE

Schedule P - Part 4N

NONE

Schedule P - Part 4O

NONE

Schedule P - Part 4P

NONE

Schedule P - Part 4R - Prod Liab Occur

NONE

Schedule P - Part 4R - Prod Liab Claims

NONE

Schedule P - Part 4S

NONE

Schedule P - Part 4T - Warranty

NONE

Schedule P - Part 4U

NONE

ANNUAL STATEMENT FOR THE YEAR 2024 OF THE Louisiana Citizens Property Insurance Corporation

SCHEDULE P - PART 5A - HOMEOWNERS/FARMOWNERS

SECTION 1

Years in Which Premiums Were Earned and Losses Were Incurred	CUMULATIVE NUMBER OF CLAIMS CLOSED WITH LOSS PAYMENT DIRECT AND ASSUMED AT YEAR END									
	1	2	3	4	5	6	7	8	9	10
	2015	2016	2017	2018	2019	2020	2021	2022	2023	2024
1. Prior	.315	.201	.19	.14	.3	.14	.0	.0	.0	.0
2. 2015	220	255	256	258	259	262	262	262	262	262
3. 2016	XXX	179	193	192	192	194	194	195	195	195
4. 2017	XXX	XXX	106	118	121	123	123	123	123	123
5. 2018	XXX	XXX	XXX	.71	.89	.90	.90	.90	.90	.90
6. 2019	XXX	XXX	XXX	XXX	.62	.85	.85	.85	.85	.80
7. 2020	XXX	XXX	XXX	XXX	XXX	176	192	196	197	213
8. 2021	XXX	XXX	XXX	XXX	XXX	XXX	485	521	526	577
9. 2022	XXX	XXX	XXX	XXX	XXX	XXX	XXX	144	210	228
10. 2023	XXX	XXX	XXX	XXX	XXX	XXX	XXX	XXX	300	454
11. 2024	XXX	XXX	XXX	XXX	XXX	XXX	XXX	XXX	XXX	411

SECTION 2

Years in Which Premiums Were Earned and Losses Were Incurred	NUMBER OF CLAIMS OUTSTANDING DIRECT AND ASSUMED AT YEAR END									
	1	2	3	4	5	6	7	8	9	10
	2015	2016	2017	2018	2019	2020	2021	2022	2023	2024
1. Prior	350	55	28	12	.6	.6	.5	.2	.3	.1
2. 2015	44	.7	.3	.1	.0	.0	.0	.0	.0	.0
3. 2016	XXX	15	.2	.2	.2	.1	.1	.0	.0	.0
4. 2017	XXX	XXX	13	.5	.3	.1	.1	.1	.1	.1
5. 2018	XXX	XXX	XXX	.11	.0	.0	.0	.0	.0	.0
6. 2019	XXX	XXX	XXX	XXX	.17	.4	.3	.2	.0	.0
7. 2020	XXX	XXX	XXX	XXX	XXX	22	26	21	12	.7
8. 2021	XXX	XXX	XXX	XXX	XXX	XXX	70	78	59	33
9. 2022	XXX	XXX	XXX	XXX	XXX	XXX	XXX	82	14	.6
10. 2023	XXX	XXX	XXX	XXX	XXX	XXX	XXX	XXX	76	14
11. 2024	XXX	XXX	XXX	XXX	XXX	XXX	XXX	XXX	XXX	104

SECTION 3

Years in Which Premiums Were Earned and Losses Were Incurred	CUMULATIVE NUMBER OF CLAIMS REPORTED DIRECT AND ASSUMED AT YEAR END									
	1	2	3	4	5	6	7	8	9	10
	2015	2016	2017	2018	2019	2020	2021	2022	2023	2024
1. Prior	.64	.19	.0	.2	.0	.15	.0	(.1)	.0	(.14)
2. 2015	467	502	503	503	503	506	506	506	506	503
3. 2016	XXX	409	427	427	428	431	431	431	431	430
4. 2017	XXX	XXX	213	231	233	233	233	233	233	233
5. 2018	XXX	XXX	XXX	134	158	160	160	160	160	159
6. 2019	XXX	XXX	XXX	XXX	151	173	173	172	172	166
7. 2020	XXX	XXX	XXX	XXX	XXX	356	387	390	391	389
8. 2021	XXX	XXX	XXX	XXX	XXX	XXX	801	832	834	835
9. 2022	XXX	XXX	XXX	XXX	XXX	XXX	XXX	330	371	372
10. 2023	XXX	XXX	XXX	XXX	XXX	XXX	XXX	XXX	721	757
11. 2024	XXX	XXX	XXX	XXX	XXX	XXX	XXX	XXX	XXX	913

Schedule P - Part 5B- SN1

NONE

Schedule P - Part 5B- SN2

NONE

Schedule P - Part 5B- SN3

NONE

Schedule P - Part 5C- SN1

NONE

Schedule P - Part 5C- SN2

NONE

Schedule P - Part 5C- SN3

NONE

Schedule P - Part 5D- SN1

NONE

Schedule P - Part 5D- SN2

NONE

Schedule P - Part 5D- SN3

NONE

Schedule P - Part 5E- SN1

NONE

Schedule P - Part 5E- SN2

NONE

Schedule P - Part 5E- SN3

NONE

Schedule P - Part 5F- SN1A

NONE

Schedule P - Part 5F- SN2A

NONE

Schedule P - Part 5F- SN3A

NONE

Schedule P - Part 5F- SN1B

NONE

Schedule P - Part 5F- SN2B

NONE

Schedule P - Part 5F- SN3B

NONE

Schedule P - Part 5H- SN1A

NONE

Schedule P - Part 5H- SN2A

NONE

Schedule P - Part 5H- SN3A

NONE

Schedule P - Part 5H- SN1B

NONE

Schedule P - Part 5H- SN2B

NONE

Schedule P - Part 5H- SN3B

NONE

Schedule P - Part 5R- SN1A

NONE

Schedule P - Part 5R- SN2A

NONE

Schedule P - Part 5R- SN3A

NONE

Schedule P - Part 5R- SN1B

NONE

Schedule P - Part 5R- SN2B

NONE

Schedule P - Part 5R- SN3B

NONE

Schedule P - Part 5T- SN1

NONE

Schedule P - Part 5T- SN2

NONE

Schedule P - Part 5T- SN3

NONE

Schedule P - Part 6C - SN1

NONE

Schedule P - Part 6C - SN2

NONE

Schedule P - Part 6D - SN1

NONE

Schedule P - Part 6D - SN2

NONE

Schedule P - Part 6E - SN1

NONE

Schedule P - Part 6E - SN2

NONE

Schedule P - Part 6H - SN1A

NONE

Schedule P - Part 6H - SN2A

NONE

Schedule P - Part 6H - SN1B

NONE

Schedule P - Part 6H - SN2B

NONE

Schedule P - Part 6M - SN1

NONE

Schedule P - Part 6M - SN2

NONE

Schedule P - Part 6N - SN1

NONE

Schedule P - Part 6N - SN2

NONE

Schedule P - Part 6O - SN1

NONE

Schedule P - Part 6O - SN2

NONE

Schedule P - Part 6R - SN1A

NONE

Schedule P - Part 6R - SN2A

NONE

Schedule P - Part 6R - SN1B

NONE

Schedule P - Part 6R - SN2B

NONE

**SCHEDULE P - PART 7A - PRIMARY LOSS SENSITIVE CONTRACTS
(\$000 OMITTED)**

SECTION 1

Schedule P - Part 1	1 Total Net Losses and Expenses Unpaid	2 Net Losses and Expenses Unpaid on Loss Sensitive Contracts	3 Loss Sensitive as Percentage of Total	4 Total Net Premiums Written	5 Net Premiums Written on Loss Sensitive Contracts	6 Loss Sensitive as Percentage of Total
1. Homeowners/Farmowners	16,603		0.0	35,712		0.0
2. Private Passenger Auto Liability/Medical	0		0.0	0		0.0
3. Commercial Auto/Truck Liability/Medical	0		0.0	0		0.0
4. Workers' Compensation	0		0.0	0		0.0
5. Commercial Multiple Peril	0		0.0	0		0.0
6. Medical Professional Liability-Occurrence	0		0.0	0		0.0
7. Medical Professional Liability-Claims-made	0		0.0	0		0.0
8. Special Liability	0		0.0	0		0.0
9. Other Liability-Occurrence	0		0.0	0		0.0
10. Other Liability-Claims-made	0		0.0	0		0.0
11. Special Property	66,880		0.0	203,523		0.0
12. Auto Physical Damage	0		0.0	0		0.0
13. Fidelity/Surety	0		0.0	0		0.0
14. Other	0		0.0	0		0.0
15. International	0		0.0	0		0.0
16. Reinsurance-Nonproportional Assumed Property	XXX	XXX	XXX	XXX	XXX	XXX
17. Reinsurance-Nonproportional Assumed Liability	XXX	XXX	XXX	XXX	XXX	XXX
18. Reinsurance-Nonproportional Assumed Financial Lines	XXX	XXX	XXX	XXX	XXX	XXX
19. Products Liability-Occurrence	0		0.0	0		0.0
20. Products Liability-Claims-made	0		0.0	0		0.0
21. Financial Guaranty/Mortgage Guaranty	0		0.0	0		0.0
22. Warranty	0		0.0	0		0.0
23. Pet Insurance Plans	0		0.0	0		0.0
24. Totals	83,482	0	0.0	239,235	0	0.0

SECTION 2

Years in Which Policies Were Issued	INCURRED LOSSES AND DEFENSE AND COST CONTAINMENT EXPENSES REPORTED AT YEAR END (\$000 OMITTED)									
	1 2015	2 2016	3 2017	4 2018	5 2019	6 2020	7 2021	8 2022	9 2023	10 2024
1. Prior	0	0	0	0	0	0	0	0	0	0
2. 2015	0	0	0	0	0	0	0	0	0	0
3. 2016	XXX	0	0	0	0	0	0	0	0	0
4. 2017	XXX	XXX	0	0	0	0	0	0	0	0
5. 2018	XXX	XXX	XXX	0	0	0	0	0	0	0
6. 2019	XXX	XXX	XXX	XXX	0	0	0	0	0	0
7. 2020	XXX	XXX	XXX	XXX	XXX	0	0	0	0	0
8. 2021	XXX	XXX	XXX	XXX	XXX	XXX	0	0	0	0
9. 2022	XXX	XXX	XXX	XXX	XXX	XXX	XXX	0	0	0
10. 2023	XXX	XXX	XXX	XXX	XXX	XXX	XXX	XXX	0	0
11. 2024	XXX	XXX	XXX	XXX	XXX	XXX	XXX	XXX	XXX	0

SECTION 3

Years in Which Policies Were Issued	BULK AND INCURRED BUT NOT REPORTED RESERVES FOR LOSSES AND DEFENSE AND COST CONTAINMENT EXPENSES AT YEAR END (\$000 OMITTED)									
	1 2015	2 2016	3 2017	4 2018	5 2019	6 2020	7 2021	8 2022	9 2023	10 2024
1. Prior	0	0	0	0	0	0	0	0	0	0
2. 2015	0	0	0	0	0	0	0	0	0	0
3. 2016	XXX	0	0	0	0	0	0	0	0	0
4. 2017	XXX	XXX	0	0	0	0	0	0	0	0
5. 2018	XXX	XXX	XXX	0	0	0	0	0	0	0
6. 2019	XXX	XXX	XXX	XXX	0	0	0	0	0	0
7. 2020	XXX	XXX	XXX	XXX	XXX	0	0	0	0	0
8. 2021	XXX	XXX	XXX	XXX	XXX	XXX	0	0	0	0
9. 2022	XXX	XXX	XXX	XXX	XXX	XXX	XXX	0	0	0
10. 2023	XXX	XXX	XXX	XXX	XXX	XXX	XXX	XXX	0	0
11. 2024	XXX	XXX	XXX	XXX	XXX	XXX	XXX	XXX	XXX	0

**SCHEDULE P - PART 7A - PRIMARY LOSS SENSITIVE CONTRACTS
(continued)**

SECTION 4

Years in Which Policies Were Issued	NET EARNED PREMIUMS REPORTED AT YEAR END (\$000 OMITTED)									
	1 2015	2 2016	3 2017	4 2018	5 2019	6 2020	7 2021	8 2022	9 2023	10 2024
1. Prior	.0	.0	.0	.0	.0	.0	.0	.0	.0	.0
2. 2015	.0	.0	.0	.0	.0	.0	.0	.0	.0	.0
3. 2016	XXX	.0	.0	.0	.0	.0	.0	.0	.0	.0
4. 2017	XXX	XXX	.0	.0	.0	.0	.0	.0	.0	.0
5. 2018	XXX	XXX	XXX	.0	.0	.0	.0	.0	.0	.0
6. 2019	XXX	XXX	XXX	XXX	.0	.0	.0	.0	.0	.0
7. 2020	XXX	XXX	XXX	XXX	XXX	.0	.0	.0	.0	.0
8. 2021	XXX	XXX	XXX	XXX	XXX	XXX	.0	.0	.0	.0
9. 2022	XXX	XXX	XXX	XXX	XXX	XXX	XXX	.0	.0	.0
10. 2023	XXX	XXX	XXX	XXX	XXX	XXX	XXX	XXX	.0	.0
11. 2024	XXX	XXX	XXX	XXX	XXX	XXX	XXX	XXX	XXX	.0

NONE

SECTION 5

Years in Which Policies Were Issued	NET RESERVE FOR PREMIUM ADJUSTMENTS AND ACCRUED RETROSPECTIVE PREMIUMS AT YEAR END (\$000 OMITTED)									
	1 2015	2 2016	3 2017	4 2018	5 2019	6 2020	7 2021	8 2022	9 2023	10 2024
1. Prior	.0	.0	.0	.0	.0	.0	.0	.0	.0	.0
2. 2015	.0	.0	.0	.0	.0	.0	.0	.0	.0	.0
3. 2016	XXX	.0	.0	.0	.0	.0	.0	.0	.0	.0
4. 2017	XXX	XXX	.0	.0	.0	.0	.0	.0	.0	.0
5. 2018	XXX	XXX	XXX	.0	.0	.0	.0	.0	.0	.0
6. 2019	XXX	XXX	XXX	XXX	.0	.0	.0	.0	.0	.0
7. 2020	XXX	XXX	XXX	XXX	XXX	.0	.0	.0	.0	.0
8. 2021	XXX	XXX	XXX	XXX	XXX	XXX	.0	.0	.0	.0
9. 2022	XXX	XXX	XXX	XXX	XXX	XXX	XXX	.0	.0	.0
10. 2023	XXX	XXX	XXX	XXX	XXX	XXX	XXX	XXX	.0	.0
11. 2024	XXX	XXX	XXX	XXX	XXX	XXX	XXX	XXX	XXX	.0

NONE

ANNUAL STATEMENT FOR THE YEAR 2024 OF THE Louisiana Citizens Property Insurance Corporation

**SCHEDULE P - PART 7B - REINSURANCE LOSS SENSITIVE CONTRACTS
(\$000 OMITTED)**

SECTION 1

Schedule P - Part 1	1	2	3	4	5	6
	Total Net Losses and Expenses Unpaid	Net Losses and Expenses Unpaid on Loss Sensitive Contracts	Loss Sensitive as Percentage of Total	Total Net Premiums Written	Net Premiums Written on Loss Sensitive Contracts	Loss Sensitive as Percentage of Total
1. Homeowners/Farmowners	16,603		0.0	35,712		0.0
2. Private Passenger Auto Liability/Medical	0		0.0	0		0.0
3. Commercial Auto/Truck Liability/Medical	0		0.0	0		0.0
4. Workers' Compensation	0		0.0	0		0.0
5. Commercial Multiple Peril	0		0.0	0		0.0
6. Medical Professional Liability-Occurrence	0		0.0	0		0.0
7. Medical Professional Liability-Claims-made	0		0.0	0		0.0
8. Special Liability	0		0.0	0		0.0
9. Other Liability-Occurrence	0		0.0	0		0.0
10. Other Liability-Claims-made	0		0.0	0		0.0
11. Special Property	66,880		0.0	203,523		0.0
12. Auto Physical Damage	0		0.0	0		0.0
13. Fidelity/Surety	0		0.0	0		0.0
14. Other	0		0.0	0		0.0
15. International	0		0.0	0		0.0
16. Reinsurance-Nonproportional Assumed Property	0		0.0	0		0.0
17. Reinsurance-Nonproportional Assumed Liability	0		0.0	0		0.0
18. Reinsurance-Nonproportional Assumed Financial Lines	0		0.0	0		0.0
19. Products Liability-Occurrence	0		0.0	0		0.0
20. Products Liability-Claims-made	0		0.0	0		0.0
21. Financial Guaranty/Mortgage Guaranty	0		0.0	0		0.0
22. Warranty	0		0.0	0		0.0
23. Pet Insurance Plans	0		0.0	0		0.0
24. Totals	83,482	0	0.0	239,235	0	0.0

SECTION 2

Years in Which Policies Were Issued	INCURRED LOSSES AND DEFENSE AND COST CONTAINMENT EXPENSES REPORTED AT YEAR END (\$000 OMITTED)									
	1	2	3	4	5	6	7	8	9	10
	2015	2016	2017	2018	2019	2020	2021	2022	2023	2024
1. Prior	0	0	0	0	0	0	0	0	0	0
2. 2015	0	0	0	0	0	0	0	0	0	0
3. 2016	XXX	0	0	0	0	0	0	0	0	0
4. 2017	XXX	XXX	0	0	0	0	0	0	0	0
5. 2018	XXX	XXX	XXX	0	0	0	0	0	0	0
6. 2019	XXX	XXX	XXX	XXX	0	0	0	0	0	0
7. 2020	XXX	XXX	XXX	XXX	XXX	0	0	0	0	0
8. 2021	XXX	XXX	XXX	XXX	XXX	XXX	0	0	0	0
9. 2022	XXX	XXX	XXX	XXX	XXX	XXX	XXX	0	0	0
10. 2023	XXX	XXX	XXX	XXX	XXX	XXX	XXX	XXX	0	0
11. 2024	XXX	XXX	XXX	XXX	XXX	XXX	XXX	XXX	XXX	0

SECTION 3

Years in Which Policies Were Issued	BULK AND INCURRED BUT NOT REPORTED RESERVES FOR LOSSES AND DEFENSE AND COST CONTAINMENT EXPENSES AT YEAR END (\$000 OMITTED)									
	1	2	3	4	5	6	7	8	9	10
	2015	2016	2017	2018	2019	2020	2021	2022	2023	2024
1. Prior	0	0	0	0	0	0	0	0	0	0
2. 2015	0	0	0	0	0	0	0	0	0	0
3. 2016	XXX	0	0	0	0	0	0	0	0	0
4. 2017	XXX	XXX	0	0	0	0	0	0	0	0
5. 2018	XXX	XXX	XXX	0	0	0	0	0	0	0
6. 2019	XXX	XXX	XXX	XXX	0	0	0	0	0	0
7. 2020	XXX	XXX	XXX	XXX	XXX	0	0	0	0	0
8. 2021	XXX	XXX	XXX	XXX	XXX	XXX	0	0	0	0
9. 2022	XXX	XXX	XXX	XXX	XXX	XXX	XXX	0	0	0
10. 2023	XXX	XXX	XXX	XXX	XXX	XXX	XXX	XXX	0	0
11. 2024	XXX	XXX	XXX	XXX	XXX	XXX	XXX	XXX	XXX	0

ANNUAL STATEMENT FOR THE YEAR 2024 OF THE Louisiana Citizens Property Insurance Corporation

**SCHEDULE P - PART 7B - REINSURANCE LOSS SENSITIVE CONTRACTS
(continued)**

SECTION 4

Years in Which Policies Were Issued	NET EARNED PREMIUMS REPORTED AT YEAR END (\$000 OMITTED)									
	1 2015	2 2016	3 2017	4 2018	5 2019	6 2020	7 2021	8 2022	9 2023	10 2024
1. Prior	.0	.0	.0	.0	.0	.0	.0	.0	.0	.0
2. 2015	.0	.0	.0	.0	.0	.0	.0	.0	.0	.0
3. 2016	XXX	.0	.0	.0	.0	.0	.0	.0	.0	.0
4. 2017	XXX	XXX	.0	.0	.0	.0	.0	.0	.0	.0
5. 2018	XXX	XXX	XXX	.0	.0	.0	.0	.0	.0	.0
6. 2019	XXX	XXX	XXX	XXX	.0	.0	.0	.0	.0	.0
7. 2020	XXX	XXX	XXX	XXX	XXX	.0	.0	.0	.0	.0
8. 2021	XXX	XXX	XXX	XXX	XXX	XXX	.0	.0	.0	.0
9. 2022	XXX	XXX	XXX	XXX	XXX	XXX	XXX	.0	.0	.0
10. 2023	XXX	XXX	XXX	XXX	XXX	XXX	XXX	XXX	.0	.0
11. 2024	XXX	XXX	XXX	XXX	XXX	XXX	XXX	XXX	XXX	XXX

SECTION 5

Years in Which Policies Were Issued	NET RESERVE FOR PREMIUM ADJUSTMENTS AND ACCRUED RETROSPECTIVE PREMIUMS AT YEAR END (\$000 OMITTED)									
	1 2015	2 2016	3 2017	4 2018	5 2019	6 2020	7 2021	8 2022	9 2023	10 2024
1. Prior	.0	.0	.0	.0	.0	.0	.0	.0	.0	.0
2. 2015	.0	.0	.0	.0	.0	.0	.0	.0	.0	.0
3. 2016	XXX	.0	.0	.0	.0	.0	.0	.0	.0	.0
4. 2017	XXX	XXX	.0	.0	.0	.0	.0	.0	.0	.0
5. 2018	XXX	XXX	XXX	.0	.0	.0	.0	.0	.0	.0
6. 2019	XXX	XXX	XXX	XXX	.0	.0	.0	.0	.0	.0
7. 2020	XXX	XXX	XXX	XXX	XXX	.0	.0	.0	.0	.0
8. 2021	XXX	XXX	XXX	XXX	XXX	XXX	.0	.0	.0	.0
9. 2022	XXX	XXX	XXX	XXX	XXX	XXX	XXX	.0	.0	.0
10. 2023	XXX	XXX	XXX	XXX	XXX	XXX	XXX	XXX	.0	.0
11. 2024	XXX	XXX	XXX	XXX	XXX	XXX	XXX	XXX	XXX	XXX

SECTION 6

Years in Which Policies Were Issued	INCURRED ADJUSTABLE COMMISSIONS REPORTED AT YEAR END (\$000 OMITTED)									
	1 2015	2 2016	3 2017	4 2018	5 2019	6 2020	7 2021	8 2022	9 2023	10 2024
1. Prior	.0	.0	.0	.0	.0	.0	.0	.0	.0	.0
2. 2015	.0	.0	.0	.0	.0	.0	.0	.0	.0	.0
3. 2016	XXX	.0	.0	.0	.0	.0	.0	.0	.0	.0
4. 2017	XXX	XXX	.0	.0	.0	.0	.0	.0	.0	.0
5. 2018	XXX	XXX	XXX	.0	.0	.0	.0	.0	.0	.0
6. 2019	XXX	XXX	XXX	XXX	.0	.0	.0	.0	.0	.0
7. 2020	XXX	XXX	XXX	XXX	XXX	.0	.0	.0	.0	.0
8. 2021	XXX	XXX	XXX	XXX	XXX	XXX	.0	.0	.0	.0
9. 2022	XXX	XXX	XXX	XXX	XXX	XXX	XXX	.0	.0	.0
10. 2023	XXX	XXX	XXX	XXX	XXX	XXX	XXX	XXX	.0	.0
11. 2024	XXX	XXX	XXX	XXX	XXX	XXX	XXX	XXX	XXX	XXX

SECTION 7

Years in Which Policies Were Issued	RESERVES FOR COMMISSION ADJUSTMENTS AT YEAR END (\$000 OMITTED)									
	1 2015	2 2016	3 2017	4 2018	5 2019	6 2020	7 2021	8 2022	9 2023	10 2024
1. Prior	.0	.0	.0	.0	.0	.0	.0	.0	.0	.0
2. 2015	.0	.0	.0	.0	.0	.0	.0	.0	.0	.0
3. 2016	XXX	.0	.0	.0	.0	.0	.0	.0	.0	.0
4. 2017	XXX	XXX	.0	.0	.0	.0	.0	.0	.0	.0
5. 2018	XXX	XXX	XXX	.0	.0	.0	.0	.0	.0	.0
6. 2019	XXX	XXX	XXX	XXX	.0	.0	.0	.0	.0	.0
7. 2020	XXX	XXX	XXX	XXX	XXX	.0	.0	.0	.0	.0
8. 2021	XXX	XXX	XXX	XXX	XXX	XXX	.0	.0	.0	.0
9. 2022	XXX	XXX	XXX	XXX	XXX	XXX	XXX	.0	.0	.0
10. 2023	XXX	XXX	XXX	XXX	XXX	XXX	XXX	XXX	.0	.0
11. 2024	XXX	XXX	XXX	XXX	XXX	XXX	XXX	XXX	XXX	XXX

SCHEDULE P INTERROGATORIES

1. The following questions relate to yet-to-be-issued Extended Reporting Endorsements (EREs) arising from Death, Disability, or Retirement (DDR) provisions in Medical Professional Liability Claims Made insurance policies. EREs provided for reasons other than DDR are not to be included.
- 1.1 Does the company issue Medical Professional Liability Claims Made insurance policies that provide tail (also known as an extended reporting endorsement, or "ERE") benefits in the event of Death, Disability, or Retirement (DDR) at a reduced charge or at no additional cost? Yes [] No [X]
 If the answer to question 1.1 is "no", leave the following questions blank. If the answer to question 1.1 is "yes", please answer the following questions:
- 1.2 What is the total amount of the reserve for that provision (DDR Reserve), as reported, explicitly or not, elsewhere in this statement (in dollars)? \$
- 1.3 Does the company report any DDR reserve as Unearned Premium Reserve per SSAP No. 65? Yes [] No []
- 1.4 Does the company report any DDR reserve as loss or loss adjustment expense reserve? Yes [] No []
- 1.5 If the company reports DDR reserve as Unearned Premium Reserve, does that amount match the figure on the Underwriting and Investment Exhibit, Part 1A – Recapitulation of all Premiums (Page 7) Column 2, Lines 11.1 plus 11.2? Yes [] No [] N/A []
- 1.6 If the company reports DDR reserve as loss or loss adjustment expense reserve, please complete the following table corresponding to where these reserves are reported in Schedule P:

Years in Which Premiums Were Earned and Losses Were Incurred		DDR Reserve Included in Schedule P, Part 1F, Medical Professional Liability Column 24: Total Net Losses and Expenses Unpaid	
		1 Section 1: Occurrence	2 Section 2: Claims-Made
1.601	Prior		
1.602	2015		
1.603	2016		
1.604	2017		
1.605	2018		
1.606	2019		
1.607	2020		
1.608	2021		
1.609	2022		
1.610	2023		
1.611	2024		
1.612	Totals	0	0

2. The definition of allocated loss adjustment expenses (ALAE) and, therefore, unallocated loss adjustment expenses (ULAE) was changed effective January 1, 1998. This change in definition applies to both paid and unpaid expenses. Are these expenses (now reported as "Defense and Cost Containment" and "Adjusting and Other") reported in compliance with these definitions in this statement? Yes [X] No []
3. The Adjusting and Other expense payments and reserves should be allocated to the years in which the losses were incurred based on the number of claims reported, closed and outstanding in those years. When allocating Adjusting and Other expense between companies in a group or a pool, the Adjusting and Other expense should be allocated in the same percentage used for the loss amounts and the claim counts. For reinsurers, Adjusting and Other expense assumed should be reported according to the reinsurance contract. For Adjusting and Other expense incurred by reinsurers, or in those situations where suitable claim count information is not available, Adjusting and Other expense should be allocated by a reasonable method determined by the company and described in Interrogatory 7, below. Are they so reported in this Statement?: Yes [X] No []
4. Do any lines in Schedule P include reserves that are reported gross of any discount to present value of future payments, and that are reported net of such discounts on Page 10? Yes [] No [X]
 If yes, proper disclosure must be made in the Notes to Financial Statements, as specified in the Instructions. Also, the discounts must be reported in Schedule P - Part 1, Columns 32 and 33.
 Schedule P must be completed gross of non-tabular discounting. Work papers relating to discount calculations must be available for examination upon request.
 Discounting is allowed only if expressly permitted by the state insurance department to which this Annual Statement is being filed.
5. What were the net premiums in force at the end of the year for:
 (in thousands of dollars)
- | | | |
|--|--------------|----------|
| | 5.1 Fidelity | \$ |
| | 5.2 Surety | \$ |
6. Claim count information is reported per claim or per claimant (indicate which).
 If not the same in all years, explain in Interrogatory 7.
- 7.1 The information provided in Schedule P will be used by many persons to estimate the adequacy of the current loss and expense reserves, among other things. Are there any especially significant events, coverage, retention or accounting changes that have occurred that must be considered when making such analyses? Yes [] No [X]
- 7.2 An extended statement may be attached.

SCHEDULE T - EXHIBIT OF PREMIUMS WRITTEN

Allocated By States And Territories

States, etc.	1 Active Status (a)	Gross Premiums, Including Policy and Membership Fees Less Return Premiums and Premiums on Policies Not Taken		4 Dividends Paid or Credited to Policyholders on Direct Business	5 Direct Losses Paid (Deducting Salvage)	6 Direct Losses Incurred	7 Direct Losses Unpaid	8 Finance and Service Charges Not Included in Premiums	9 Direct Premium Written for Federal Purchasing Groups (Included in Col. 2)
		2 Direct Premiums Written	3 Direct Premiums Earned						
1. Alabama	AL	N	.0	.0	.0	.0	.0	.0	.0
2. Alaska	AK	N	.0	.0	.0	.0	.0	.0	.0
3. Arizona	AZ	N	.0	.0	.0	.0	.0	.0	.0
4. Arkansas	AR	N	.0	.0	.0	.0	.0	.0	.0
5. California	CA	N	.0	.0	.0	.0	.0	.0	.0
6. Colorado	CO	N	.0	.0	.0	.0	.0	.0	.0
7. Connecticut	CT	N	.0	.0	.0	.0	.0	.0	.0
8. Delaware	DE	N	.0	.0	.0	.0	.0	.0	.0
9. Dist. Columbia	DC	N	.0	.0	.0	.0	.0	.0	.0
10. Florida	FL	N	.0	.0	.0	.0	.0	.0	.0
11. Georgia	GA	N	.0	.0	.0	.0	.0	.0	.0
12. Hawaii	HI	N	.0	.0	.0	.0	.0	.0	.0
13. Idaho	ID	N	.0	.0	.0	.0	.0	.0	.0
14. Illinois	IL	N	.0	.0	.0	.0	.0	.0	.0
15. Indiana	IN	N	.0	.0	.0	.0	.0	.0	.0
16. Iowa	IA	N	.0	.0	.0	.0	.0	.0	.0
17. Kansas	KS	N	.0	.0	.0	.0	.0	.0	.0
18. Kentucky	KY	N	.0	.0	.0	.0	.0	.0	.0
19. Louisiana	LA	L	518,276,701	584,741,249	105,617,598	63,341,116	126,894,157	1,216,124	.0
20. Maine	ME	N	.0	.0	.0	.0	.0	.0	.0
21. Maryland	MD	N	.0	.0	.0	.0	.0	.0	.0
22. Massachusetts	MA	N	.0	.0	.0	.0	.0	.0	.0
23. Michigan	MI	N	.0	.0	.0	.0	.0	.0	.0
24. Minnesota	MN	N	.0	.0	.0	.0	.0	.0	.0
25. Mississippi	MS	N	.0	.0	.0	.0	.0	.0	.0
26. Missouri	MO	N	.0	.0	.0	.0	.0	.0	.0
27. Montana	MT	N	.0	.0	.0	.0	.0	.0	.0
28. Nebraska	NE	N	.0	.0	.0	.0	.0	.0	.0
29. Nevada	NV	N	.0	.0	.0	.0	.0	.0	.0
30. New Hampshire	NH	N	.0	.0	.0	.0	.0	.0	.0
31. New Jersey	NJ	N	.0	.0	.0	.0	.0	.0	.0
32. New Mexico	NM	N	.0	.0	.0	.0	.0	.0	.0
33. New York	NY	N	.0	.0	.0	.0	.0	.0	.0
34. No. Carolina	NC	N	.0	.0	.0	.0	.0	.0	.0
35. No. Dakota	ND	N	.0	.0	.0	.0	.0	.0	.0
36. Ohio	OH	N	.0	.0	.0	.0	.0	.0	.0
37. Oklahoma	OK	N	.0	.0	.0	.0	.0	.0	.0
38. Oregon	OR	N	.0	.0	.0	.0	.0	.0	.0
39. Pennsylvania	PA	N	.0	.0	.0	.0	.0	.0	.0
40. Rhode Island	RI	N	.0	.0	.0	.0	.0	.0	.0
41. So. Carolina	SC	N	.0	.0	.0	.0	.0	.0	.0
42. So. Dakota	SD	N	.0	.0	.0	.0	.0	.0	.0
43. Tennessee	TN	N	.0	.0	.0	.0	.0	.0	.0
44. Texas	TX	N	.0	.0	.0	.0	.0	.0	.0
45. Utah	UT	N	.0	.0	.0	.0	.0	.0	.0
46. Vermont	VT	N	.0	.0	.0	.0	.0	.0	.0
47. Virginia	VA	N	.0	.0	.0	.0	.0	.0	.0
48. Washington	WA	N	.0	.0	.0	.0	.0	.0	.0
49. West Virginia	WV	N	.0	.0	.0	.0	.0	.0	.0
50. Wisconsin	WI	N	.0	.0	.0	.0	.0	.0	.0
51. Wyoming	WY	N	.0	.0	.0	.0	.0	.0	.0
52. American Samoa	AS	N	.0	.0	.0	.0	.0	.0	.0
53. Guam	GU	N	.0	.0	.0	.0	.0	.0	.0
54. Puerto Rico	PR	N	.0	.0	.0	.0	.0	.0	.0
55. U.S. Virgin Islands	VI	N	.0	.0	.0	.0	.0	.0	.0
56. Northern Mariana Islands	MP	N	.0	.0	.0	.0	.0	.0	.0
57. Canada	CAN	N	.0	.0	.0	.0	.0	.0	.0
58. Aggregate other alien	OT	XXX	.0	.0	.0	.0	.0	.0	.0
59. Totals	XXX		518,276,701	584,741,249	0	105,617,598	63,341,116	126,894,157	1,216,124
DETAILS OF WRITE-INS									
58001.	XXX								
58002.	XXX								
58003.	XXX								
58998. Sum. of remaining write-ins for Line 58 from overflow page	XXX		.0	.0	.0	.0	.0	.0	.0
58999. Totals (Lines 58001 through 58003 + 58998) (Line 58 above)	XXX		.0	.0	.0	.0	.0	.0	.0

(a) Active Status Counts

1. L – Licensed or Chartered – Licensed insurance carrier or domiciled RRG	1	4. Q – Qualified – Qualified or accredited reinsurer	0
2. R – Registered – Non-domiciled RRGs	0	5. D – Domestic Surplus Lines Insurer (DSL) – Reporting entities authorized to write surplus lines in the state of domicile	0
3. E – Eligible – Reporting entities eligible or approved to write surplus lines in the state (other than their state of domicile – See DSL)	0	6. N – None of the above – Not allowed to write business in the state	56

(b) Explanation of basis of allocation of premiums by states, etc.

Location of Risk.

Schedule T - Part 2

NONE

Schedule Y - Part 1

NONE

Schedule Y - Part 1A

NONE

Schedule Y - Part 2

NONE

Schedule Y - Part 3

NONE

ANNUAL STATEMENT FOR THE YEAR 2024 OF THE Louisiana Citizens Property Insurance Corporation
SUPPLEMENTAL EXHIBITS AND SCHEDULES INTERROGATORIES

REQUIRED FILINGS

The following supplemental reports are required to be filed as part of your statement filing unless specifically waived by the domiciliary state. However, in the event that your domiciliary state waives the filing requirement, your response of **WAIVED** to the specific interrogatory will be accepted in lieu of filing a "NONE" report and a bar code will be printed below. If the supplement is required of your company but is not being filed for whatever reason, enter **SEE EXPLANATION** and provide an explanation following the interrogatory questions.

RESPONSES

MARCH FILING

- | | |
|--|-----------------|
| 1. Will an actuarial opinion be filed by March 1? | YES |
| 2. Will the Supplemental Compensation Exhibit be filed with the state of domicile by March 1? | YES |
| 3. Will the confidential Risk-based Capital Report be filed with the NAIC by March 1? | YES |
| 4. Will the confidential Risk-based Capital Report be filed with the state of domicile, if required, by March 1? | YES |

APRIL FILING

- | | |
|--|-----------------|
| 5. Will the Insurance Expense Exhibit be filed with the state of domicile and the NAIC by April 1? | YES |
| 6. Will Management's Discussion and Analysis be filed by April 1? | YES |
| 7. Will the Supplemental Investment Risks Interrogatories be filed by April 1? | YES |

MAY FILING

- | | |
|---|-----------------------------|
| 8. Will this company be included in a combined annual statement that is filed with the NAIC by May 1? | SEE EXPLANATION |
|---|-----------------------------|

JUNE FILING

- | | |
|---|-----------------|
| 9. Will an audited financial report be filed by June 1? | YES |
| 10. Will Accountants Letter of Qualifications be filed with the state of domicile and electronically with the NAIC by June 1? | YES |

SUPPLEMENTAL FILINGS

The following supplemental reports are required to be filed as part of your statement filing **if your company is engaged in the type of business covered by the supplement. However, in the event that your company does not transact the type of business for which the special report must be filed, your response of NO to the specific interrogatory will be accepted in lieu of filing a "NONE" report and a bar code will be printed below.** If the supplement is required of your company but is not being filed for whatever reason, enter **SEE EXPLANATION** and provide an explanation following the interrogatory questions.

MARCH FILING

- | | |
|--|-----------------------------|
| 11. Will Schedule SIS (Stockholder Information Supplement) be filed with the state of domicile by March 1? | NO |
| 12. Will the Financial Guaranty Insurance Exhibit be filed by March 1? | NO |
| 13. Will the Medicare Supplement Insurance Experience Exhibit be filed with the state of domicile and the NAIC by March 1? | NO |
| 14. Will Supplement A to Schedule T (Medical Professional Liability Supplement) be filed by March 1? | NO |
| 15. Will the Trusteed Surplus Statement be filed with the state of domicile and the NAIC by March 1? | NO |
| 16. Will the Premiums Attributed to Protected Cells Exhibit be filed by March 1? | NO |
| 17. Will the Reinsurance Summary Supplemental Filing for General Interrogatory 9 be filed with the state of domicile and the NAIC by March 1? | YES |
| 18. Will the Medicare Part D Coverage Supplement be filed with the state of domicile and the NAIC by March 1? | NO |
| 19. Will the confidential Actuarial Opinion Summary be filed with the state of domicile, if required, by March 15 (or the date otherwise specified)? | YES |
| 20. Will the Reinsurance Attestation Supplement be filed with the state of domicile and the NAIC by March 1? | YES |
| 21. Will the Exceptions to the Reinsurance Attestation Supplement be filed with the state of domicile by March 1? | SEE EXPLANATION |
| 22. Will the Bail Bond Supplement be filed with the state of domicile and the NAIC by March 1? | NO |
| 23. Will the Director and Officer Insurance Coverage Supplement be filed with the state of domicile and the NAIC by March 1? | NO |
| 24. Will an approval from the reporting entity's state of domicile for relief related to the five-year rotation requirement for lead audit partner be filed electronically with the NAIC by March 1? | SEE EXPLANATION |
| 25. Will an approval from the reporting entity's state of domicile for relief related to the one-year cooling off period for independent CPA be filed electronically with the NAIC by March 1? | SEE EXPLANATION |
| 26. Will an approval from the reporting entity's state of domicile for relief related to the Requirements for Audit Committees be filed electronically with the NAIC by March 1? | SEE EXPLANATION |
| 27. Will the Supplemental Schedule for Reinsurance Counterparty Reporting Exception – Asbestos and Pollution Contracts be filed with the state of domicile and the NAIC by March 1? | NO |
| 28. Will the Exhibit of Other Liabilities by Lines of Business be filed with the state of domicile and the NAIC by March 1? | NO |
| 29. Will the Market Conduct Annual Statement (MCAS) Premium Exhibit for Year be filed with appropriate jurisdictions and with the NAIC by March 1? | YES |

APRIL FILING

- | | |
|--|----------------|
| 30. Will the Credit Insurance Experience Exhibit be filed with the state of domicile and the NAIC by April 1? | NO |
| 31. Will the Long-term Care Experience Reporting Forms be filed with the state of domicile and the NAIC by April 1? | NO |
| 32. Will the Accident and Health Policy Experience Exhibit be filed by April 1? | NO |
| 33. Will the Supplemental Health Care Exhibit (Parts 1 and 2) be filed with the state of domicile and the NAIC by April 1? | NO |
| 34. Will the Cybersecurity Insurance Coverage Supplement be filed with the state of domicile and the NAIC by April 1? | NO |
| 35. Will the Life, Health & Annuity Guaranty Association Assessable Premium Exhibit – Parts 1 and 2 be filed with the state of domicile and the NAIC by April 1? | NO |
| 36. Will the Private Flood Insurance Supplement be filed with the state of domicile and the NAIC by April 1? | NO |
| 37. Will the Mortgage Guaranty Insurance Exhibit be filed with the state of domicile and the NAIC by April 1? | NO |





AUGUST FILING

- | | |
|--|-----------------|
| 38. Will Management's Report of Internal Control Over Financial Reporting be filed with the state of domicile by August 1? | YES |
|--|-----------------|

Explanation:

- 8. Not required, company is a single entity.
- 21. No exceptions reported.
- 24. Not required for this reporting period.
- 25. Not required for this reporting period.
- 26. Not required for this reporting period.

Bar Code:

- | | | |
|-----|---|-----------------------------------|
| 11. |  | 1 7 7 1 6 2 0 2 4 4 2 0 0 0 0 0 0 |
| 12. |  | 1 7 7 1 6 2 0 2 4 2 4 0 0 0 0 0 0 |
| 13. |  | 1 7 7 1 6 2 0 2 4 3 6 0 5 9 0 0 0 |
| 14. |  | 1 7 7 1 6 2 0 2 4 4 5 5 0 0 0 0 0 |

SUPPLEMENTAL EXHIBITS AND SCHEDULES INTERROGATORIES

15. 
1 7 7 1 6 2 0 2 4 4 9 0 0 0 0 0

16. 
1 7 7 1 6 2 0 2 4 3 8 5 0 0 0 0

18. 
1 7 7 1 6 2 0 2 4 3 6 5 0 0 0 0

22. 
1 7 7 1 6 2 0 2 4 5 0 0 0 0 0 0

23. 
1 7 7 1 6 2 0 2 4 5 0 5 0 0 0 0

27. 
1 7 7 1 6 2 0 2 4 5 5 5 0 0 0 0

28. 
1 7 7 1 6 2 0 2 4 5 7 0 0 0 0 0

30. 
1 7 7 1 6 2 0 2 4 2 3 0 5 9 0 0 0

31. 
1 7 7 1 6 2 0 2 4 3 0 6 0 0 0 0

32. 
1 7 7 1 6 2 0 2 4 2 1 0 5 9 0 0 0

33. 
1 7 7 1 6 2 0 2 4 2 1 6 5 9 0 0 0

34. 
1 7 7 1 6 2 0 2 4 5 5 0 0 0 0 0

35. 
1 7 7 1 6 2 0 2 4 2 9 0 5 9 0 0 0

36. 
1 7 7 1 6 2 0 2 4 5 6 0 0 0 0 0

37. 
1 7 7 1 6 2 0 2 4 5 6 5 0 0 0 0

OVERFLOW PAGE FOR WRITE-INS

P002 Additional Aggregate Lines for Page 2 Line 25.

*ASSETS - Assets

	1	2	3	4
	Assets	Nonadmitted Assets	Net Admitted Assets (Cols. 1 – 2)	Net Admitted Assets
2504. Prepaid pension.....	186,846	186,846	0	0
2505. Prepaid benefits - insurance.....	105,105	105,105	0	0
2506. Receivable for inhouse printing.....	70,000		70,000	70,000
2507. Miscellaneous recievable.....	62,785	48,609	14,176	0
2508. Receivable for security deposit.....	41,011	0	41,011	40,542
2509. Prepaid rent.....	40,440	40,440	0	0
2510.	0		0	0
2597. Summary of remaining write-ins for Line 25 from page 2	506,186	380,999	125,187	110,542

P003 Additional Aggregate Lines for Page 3 Line 25.

*LIAB - Liabilities

	1	2
	Current Year	Prior Year
2504. Pending escheatment payable.....	6,737,052	6,030,085
2505. Take out retention - initial assumed.....	1,719,411	965,833
2506. Accounts payable.....	340,951	824,694
2507.	0	0
2597. Summary of remaining write-ins for Line 25 from page 3	8,797,415	7,820,612

P004 Additional Aggregate Lines for Page 4 Line 14.

*STMTINCOME - Statement of Income

	1	2
	Current Year	Prior Year
1404. Emergency assessment income.....	(3,012,491)	(146,672)
1405.	0	0
1406.	0	0
1497. Summary of remaining write-ins for Line 14 from page 4	(3,012,491)	(146,672)

P011 Additional Aggregate Lines for Page 11 Line 24.

*EXEXP - Underwriting and Investment - Part 3 - Expenses

	1	2	3	4
	Loss Adjustment Expenses	Other Underwriting Expenses	Investment Expenses	Total
2404. Bank Service Charges - Investments.....			168,564	168,564
2405. Debt Service Expense - 2005 Deficit.....			8,725	8,725
2406. Miscellaneous expenses.....	3,374	3,481		6,855
2407.	0			0
2497. Summary of remaining write-ins for Line 24 from page 11	3,374	3,481	177,289	184,144

P013 Additional Aggregate Lines for Page 13 Line 25.

*EXNONADMIT - Exhibit of Nonadmitted Assets

	1	2	3
	Current Year Total Nonadmitted Assets	Prior Year Total Nonadmitted Assets	Change in Total Nonadmitted Assets (C2 - C1)
2504. Miscellaneous receivable.....	48,609		(48,609)
2505. Prepaid rent.....	40,440	39,504	(936)
2597. Summary of remaining write-ins for Line 25 from page 13	89,048	39,504	(49,544)

ANNUAL STATEMENT FOR THE YEAR 2024 OF THE Louisiana Citizens Property Insurance Corporation

SUMMARY INVESTMENT SCHEDULE

Investment Categories	Gross Investment Holdings		Admitted Assets as Reported in the Annual Statement			
	1 Amount	2 Percentage of Column 1 Line 13	3 Amount	4 Securities Lending Reinvested Collateral Amount	5 Total (Col. 3+4) Amount	6 Percentage of Column 5 Line 13
1. Long-Term Bonds (Schedule D, Part 1):						
1.01 U.S. governments	0	0.000	0	0	0	0.000
1.02 All other governments	0	0.000	0	0	0	0.000
1.03 U.S. states, territories and possessions, etc. guaranteed	10,252,773	1.183	10,252,773	0	10,252,773	1.183
1.04 U.S. political subdivisions of states, territories, and possessions, guaranteed	50,821,356	5.866	50,821,356	0	50,821,356	5.866
1.05 U.S. special revenue and special assessment obligations, etc. non-guaranteed	106,720,270	12.318	106,720,270	0	106,720,270	12.318
1.06 Industrial and miscellaneous	0	0.000	0	0	0	0.000
1.07 Hybrid securities	0	0.000	0	0	0	0.000
1.08 Parent, subsidiaries and affiliates	0	0.000	0	0	0	0.000
1.09 SVO identified funds	0	0.000	0	0	0	0.000
1.10 Unaffiliated bank loans	0	0.000	0	0	0	0.000
1.11 Unaffiliated certificates of deposit	0	0.000	0	0	0	0.000
1.12 Total long-term bonds	167,794,398	19.368	167,794,398	0	167,794,398	19.368
2. Preferred stocks (Schedule D, Part 2, Section 1):						
2.01 Industrial and miscellaneous (Unaffiliated)	0	0.000	0	0	0	0.000
2.02 Parent, subsidiaries and affiliates	0	0.000	0	0	0	0.000
2.03 Total preferred stocks	0	0.000	0	0	0	0.000
3. Common stocks (Schedule D, Part 2, Section 2):						
3.01 Industrial and miscellaneous Publicly traded (Unaffiliated)	0	0.000	0	0	0	0.000
3.02 Industrial and miscellaneous Other (Unaffiliated)	0	0.000	0	0	0	0.000
3.03 Parent, subsidiaries and affiliates Publicly traded	0	0.000	0	0	0	0.000
3.04 Parent, subsidiaries and affiliates Other	0	0.000	0	0	0	0.000
3.05 Mutual funds	0	0.000	0	0	0	0.000
3.06 Unit investment trusts	0	0.000	0	0	0	0.000
3.07 Closed-end funds	0	0.000	0	0	0	0.000
3.08 Exchange traded funds	0	0.000	0	0	0	0.000
3.09 Total common stocks	0	0.000	0	0	0	0.000
4. Mortgage loans (Schedule B):						
4.01 Farm mortgages	0	0.000	0	0	0	0.000
4.02 Residential mortgages	0	0.000	0	0	0	0.000
4.03 Commercial mortgages	0	0.000	0	0	0	0.000
4.04 Mezzanine real estate loans	0	0.000	0	0	0	0.000
4.05 Total valuation allowance	0	0.000	0	0	0	0.000
4.06 Total mortgage loans	0	0.000	0	0	0	0.000
5. Real estate (Schedule A):						
5.01 Properties occupied by company	0	0.000	0	0	0	0.000
5.02 Properties held for production of income	0	0.000	0	0	0	0.000
5.03 Properties held for sale	0	0.000	0	0	0	0.000
5.04 Total real estate	0	0.000	0	0	0	0.000
6. Cash, cash equivalents and short-term investments:						
6.01 Cash (Schedule E, Part 1)	277,510,358	32.032	277,510,358	0	277,510,358	32.032
6.02 Cash equivalents (Schedule E, Part 2)	403,198,313	46.540	403,198,313	0	403,198,313	46.540
6.03 Short-term investments (Schedule DA)	17,842,123	2.059	17,842,123	0	17,842,123	2.059
6.04 Total cash, cash equivalents and short-term investments	698,550,794	80.632	698,550,794	0	698,550,794	80.632
7. Contract loans	0	0.000	0	0	0	0.000
8. Derivatives (Schedule DB)	0	0.000	0	0	0	0.000
9. Other invested assets (Schedule BA)	0	0.000	0	0	0	0.000
10. Receivables for securities	0	0.000	0	0	0	0.000
11. Securities Lending (Schedule DL, Part 1)	0	0.000	0	XXX	XXX	XXX
12. Other invested assets (Page 2, Line 11)	0	0.000	0	0	0	0.000
13. Total invested assets	866,345,193	100.000	866,345,193	0	866,345,193	100.000

SCHEDULE A – VERIFICATION BETWEEN YEARS

Real Estate

1. Book/adjusted carrying value, December 31 of prior year.....		0
2. Cost of acquired:		
2.1 Actual cost at time of acquisition (Part 2, Column 6).....	0	
2.2 Additional investment made after acquisition (Part 2, Column 9).....	0	0
3. Current year change in encumbrances:		
3.1 Totals, Part 1, Column 13.....	0	
3.2 Totals, Part 3, Column 11.....	0	0
4. Total gain (loss) on disposals, Part 3, Column 18.....		0
5. Deduct amounts received on disposals, Part 3, Column 15.....		0
6. Total foreign exchange change in book/adjusted carrying value.....		
6.1 Totals, Part 1, Column 15.....	0	
6.2 Totals, Part 3, Column 13.....	0	0
7. Deduct current year's other-than-temporary impairment recognized:		
7.1 Totals, Part 1, Column 12.....	0	
7.2 Totals, Part 3, Column 10.....	0	0
8. Deduct current year's depreciation:		
8.1 Totals, Part 1, Column 11.....	0	
8.2 Totals, Part 3, Column 9.....	0	0
9. Book/adjusted carrying value at the end of current period (Lines 1+2+3+4-5+6-7-8).....		0
10. Deduct total nonadmitted amounts.....		0
11. Statement value at end of current period (Line 9 minus Line 10).....		0

NONE

SCHEDULE B – VERIFICATION BETWEEN YEARS

Mortgage Loans

1. Book value/recorded investment excluding accrued interest, December 31 of prior year.....		0
2. Cost of acquired:		
2.1 Actual cost at time of acquisition (Part 2, Column 7).....	0	
2.2 Additional investment made after acquisition (Part 2, Column 8).....	0	0
3. Capitalized deferred interest and other:		
3.1 Totals, Part 1, Column 12.....	0	
3.2 Totals, Part 3, Column 11.....	0	0
4. Accrual of discount.....		0
5. Unrealized valuation increase/(decrease):		
5.1 Totals, Part 1, Column 9.....	0	
5.2 Totals, Part 3, Column 8.....	0	0
6. Total gain (loss) on disposals, Part 3, Column 18.....		0
7. Deduct amounts received on disposals, Part 3, Column 15.....		0
8. Deduct amortization of premium and mortgage interest points and commitment fees.....		0
9. Total foreign exchange change in book value/recorded investment excluding accrued interest:		
9.1 Totals, Part 1, Column 13.....	0	
9.2 Totals, Part 3, Column 13.....	0	0
10. Deduct current year's other-than-temporary impairment recognized:		
10.1 Totals, Part 1, Column 11.....	0	
10.2 Totals, Part 3, Column 10.....	0	0
11. Book value/recorded investment excluding accrued interest at end of current period (Lines 1+2+3+4+5+6-7-8+9-10).....		0
12. Total valuation allowance.....		0
13. Subtotal (Line 11 plus Line 12).....		0
14. Deduct total nonadmitted amounts.....		0
15. Statement value of mortgages owned at end of current period (Line 13 minus Line 14).....		0

NONE

SCHEDULE BA – VERIFICATION BETWEEN YEARS

Other Long-Term Invested Assets

1. Book/adjusted carrying value, December 31 of prior year.....		0
2. Cost of acquired:		
2.1 Actual cost at time of acquisition (Part 2, Column 8).....	.0	
2.2 Additional investment made after acquisition (Part 2, Column 9).....	.0	0
3. Capitalized deferred interest and other:		
3.1 Totals, Part 1, Column 16.....	.0	
3.2 Totals, Part 3, Column 12.....	.0	0
4. Accrual of discount.....		0
5. Unrealized valuation increase/(decrease):		
5.1 Totals, Part 1, Column 13.....	.0	
5.2 Totals, Part 3, Column 9.....	.0	0
6. Total gain (loss) on disposals, Part 3, Column 19.....		0
7. Deduct amounts received on disposals, Part 3, Column 16.....		0
8. Deduct amortization of premium and depreciation.....		0
9. Total foreign exchange change in book/adjusted carrying value:		
9.1 Totals, Part 1, Column 17.....	.0	
9.2 Totals, Part 3, Column 14.....	.0	0
10. Deduct current year's other-than-temporary impairment recognized:		
10.1 Totals, Part 1, Column 15.....	.0	
10.2 Totals, Part 3, Column 11.....	.0	0
11. Book/adjusted carrying value at end of current period (Lines 1+2+3+4+5+6-7-8+9-10).....		0
12. Deduct total nonadmitted amounts.....		0
13. Statement value at end of current period (Line 11 minus Line 12).....		0

NONE

SCHEDULE D – VERIFICATION BETWEEN YEARS

Bonds and Stocks

1. Book/adjusted carrying value, December 31 of prior year.....		113,196,922
2. Cost of bonds and stocks acquired, Part 3, Column 7.....		96,150,844
3. Accrual of discount.....		337,101
4. Unrealized valuation increase/(decrease):		
4.1 Part 1, Column 12.....	.0	
4.2 Part 2, Section 1, Column 15.....	.0	
4.3 Part 2, Section 2, Column 13.....	.0	
4.4 Part 4, Column 11.....	.0	0
5. Total gain (loss) on disposals, Part 4, Column 19.....		0
6. Deduction consideration for bonds and stocks disposed of, Part 4, Column 7.....		39,860,000
7. Deduct amortization of premium.....		2,030,469
8. Total foreign exchange change in book/adjusted carrying value:		
8.1 Part 1, Column 15.....	.0	
8.2 Part 2, Section 1, Column 19.....	.0	
8.3 Part 2, Section 2, Column 16.....	.0	
8.4 Part 4, Column 15.....	.0	0
9. Deduct current year's other-than-temporary impairment recognized:		
9.1 Part 1, Column 14.....	.0	
9.2 Part 2, Section 1, Column 17.....	.0	
9.3 Part 2, Section 2, Column 14.....	.0	
9.4 Part 4, Column 13.....	.0	0
10. Total investment income recognized as a result of prepayment penalties and/or acceleration fees, Note 5Q, Line (2).....		0
11. Book/adjusted carrying value at end of current period (Lines 1+2+3+4+5-6-7+8-9+10).....		167,794,398
12. Deduct total nonadmitted amounts.....		0
13. Statement value at end of current period (Line 11 minus Line 12).....		167,794,398

ANNUAL STATEMENT FOR THE YEAR 2024 OF THE Louisiana Citizens Property Insurance Corporation

SCHEDULE D - SUMMARY BY COUNTRY

Long-Term Bonds and Stocks **OWNED** December 31 of Current Year

Description		1 Book/Adjusted Carrying Value	2 Fair Value	3 Actual Cost	4 Par Value of Bonds
BONDS					
Governments (including all obligations guaranteed by governments)	1. United States	0	0	0	0
	2. Canada	0	0	0	0
	3. Other Countries	0	0	0	0
	4. Totals	0	0	0	0
U.S. States, Territories and Possessions (direct and guaranteed)	5. Totals	10,252,773	10,252,258	10,404,573	9,970,000
U.S. Political Subdivisions of States, Territories and Possessions (direct and guaranteed)	6. Totals	50,821,356	50,736,165	51,663,366	50,000,000
U.S. Special Revenue and Special Assessment Obligations and all Non-Guaranteed Obligations of Agencies and Authorities of Governments and their Political Subdivisions	7. Totals	106,720,270	106,613,925	108,347,855	105,415,000
Industrial and Miscellaneous, SVO Identified Funds, Unaffiliated Bank Loans, Unaffiliated Certificates of Deposit and Hybrid Securities (unaffiliated)	8. United States	0	0	0	0
	9. Canada	0	0	0	0
	10. Other Countries	0	0	0	0
	11. Totals	0	0	0	0
Parent, Subsidiaries and Affiliates	12. Totals	0	0	0	0
	13. Total Bonds	167,794,398	167,602,348	170,415,795	165,385,000
PREFERRED STOCKS					
Industrial and Miscellaneous (unaffiliated)	14. United States	0	0	0	0
	15. Canada	0	0	0	0
	16. Other Countries	0	0	0	0
	17. Totals	0	0	0	0
Parent, Subsidiaries and Affiliates	18. Totals	0	0	0	0
	19. Total Preferred Stocks	0	0	0	0
COMMON STOCKS					
Industrial and Miscellaneous (unaffiliated), Mutual Funds, Unit Investment Trusts, Closed-End Funds and Exchange Traded Funds	20. United States	0	0	0	0
	21. Canada	0	0	0	0
	22. Other Countries	0	0	0	0
	23. Totals	0	0	0	0
Parent, Subsidiaries and Affiliates	24. Totals	0	0	0	0
	25. Total Common Stocks	0	0	0	0
	26. Total Stocks	0	0	0	0
	27. Total Bonds and Stocks	167,794,398	167,602,348	170,415,795	

ANNUAL STATEMENT FOR THE YEAR 2024 OF THE Louisiana Citizens Property Insurance Corporation

SCHEDULE D - PART 1A - SECTION 1

Quality and Maturity Distribution of All Bonds Owned December 31, at Book/Adjusted Carrying Values by Major Types of Issues and NAIC Designations

NAIC Designation	1 1 Year or Less	2 Over 1 Year Through 5 Years	3 Over 5 Years Through 10 Years	4 Over 10 Years Through 20 Years	5 Over 20 Years	6 No Maturity Date	7 Total Current Year	8 Col. 7 as a % of Line 12.7	9 Total from Col. 7 Prior Year	10 % From Col. 8 Prior Year	11 Total Publicly Traded	12 Total Privately Placed (a)
1. U.S. Governments												
1.1 NAIC 1	0	0	0	0	0	XXX	0	0.0	0	0.0	0	0
1.2 NAIC 2	0	0	0	0	0	XXX	0	0.0	0	0.0	0	0
1.3 NAIC 3	0	0	0	0	0	XXX	0	0.0	0	0.0	0	0
1.4 NAIC 4	0	0	0	0	0	XXX	0	0.0	0	0.0	0	0
1.5 NAIC 5	0	0	0	0	0	XXX	0	0.0	0	0.0	0	0
1.6 NAIC 6	0	0	0	0	0	XXX	0	0.0	0	0.0	0	0
1.7 Totals	0	0	0	0	0	XXX	0	0.0	0	0.0	0	0
2. All Other Governments												
2.1 NAIC 1	0	0	0	0	0	XXX	0	0.0	0	0.0	0	0
2.2 NAIC 2	0	0	0	0	0	XXX	0	0.0	0	0.0	0	0
2.3 NAIC 3	0	0	0	0	0	XXX	0	0.0	0	0.0	0	0
2.4 NAIC 4	0	0	0	0	0	XXX	0	0.0	0	0.0	0	0
2.5 NAIC 5	0	0	0	0	0	XXX	0	0.0	0	0.0	0	0
2.6 NAIC 6	0	0	0	0	0	XXX	0	0.0	0	0.0	0	0
2.7 Totals	0	0	0	0	0	XXX	0	0.0	0	0.0	0	0
3. U.S. States, Territories and Possessions, etc., Guaranteed												
3.1 NAIC 1	2,499,843	8,880,544	0	0	0	XXX	11,380,387	6.0	14,601,777	12.6	11,380,387	0
3.2 NAIC 2	0	0	0	0	0	XXX	0	0.0	0	0.0	0	0
3.3 NAIC 3	0	0	0	0	0	XXX	0	0.0	0	0.0	0	0
3.4 NAIC 4	0	0	0	0	0	XXX	0	0.0	0	0.0	0	0
3.5 NAIC 5	0	0	0	0	0	XXX	0	0.0	0	0.0	0	0
3.6 NAIC 6	0	0	0	0	0	XXX	0	0.0	0	0.0	0	0
3.7 Totals	2,499,843	8,880,544	0	0	0	XXX	11,380,387	6.0	14,601,777	12.6	11,380,387	0
4. U.S. Political Subdivisions of States, Territories and Possessions, Guaranteed												
4.1 NAIC 1	27,918,400	29,486,499	0	0	0	XXX	57,404,899	30.4	35,592,786	30.6	57,404,899	0
4.2 NAIC 2	0	1,434,574	0	0	0	XXX	1,434,574	0.8	0	0.0	1,434,574	0
4.3 NAIC 3	0	0	0	0	0	XXX	0	0.0	0	0.0	0	0
4.4 NAIC 4	0	0	0	0	0	XXX	0	0.0	0	0.0	0	0
4.5 NAIC 5	0	0	0	0	0	XXX	0	0.0	0	0.0	0	0
4.6 NAIC 6	0	0	0	0	0	XXX	0	0.0	0	0.0	0	0
4.7 Totals	27,918,400	30,921,073	0	0	0	XXX	58,839,473	31.2	35,592,786	30.6	58,839,473	0
5. U.S. Special Revenue & Special Assessment Obligations, etc., Non-Guaranteed												
5.1 NAIC 1	57,801,575	60,752,015	0	0	0	XXX	118,553,590	62.8	66,063,694	56.8	118,553,590	0
5.2 NAIC 2	0	0	0	0	0	XXX	0	0.0	0	0.0	0	0
5.3 NAIC 3	0	0	0	0	0	XXX	0	0.0	0	0.0	0	0
5.4 NAIC 4	0	0	0	0	0	XXX	0	0.0	0	0.0	0	0
5.5 NAIC 5	0	0	0	0	0	XXX	0	0.0	0	0.0	0	0
5.6 NAIC 6	0	0	0	0	0	XXX	0	0.0	0	0.0	0	0
5.7 Totals	57,801,575	60,752,015	0	0	0	XXX	118,553,590	62.8	66,063,694	56.8	118,553,590	0

S105

ANNUAL STATEMENT FOR THE YEAR 2024 OF THE Louisiana Citizens Property Insurance Corporation

SCHEDULE D - PART 1A - SECTION 1 (Continued)

Quality and Maturity Distribution of All Bonds Owned December 31, at Book/Adjusted Carrying Values by Major Types of Issues and NAIC Designations

NAIC Designation	1 1 Year or Less	2 Over 1 Year Through 5 Years	3 Over 5 Years Through 10 Years	4 Over 10 Years Through 20 Years	5 Over 20 Years	6 No Maturity Date	7 Total Current Year	8 Col. 7 as a % of Line 12.7	9 Total from Col. 7 Prior Year	10 % From Col. 8 Prior Year	11 Total Publicly Traded	12 Total Privately Placed (a)
6. Industrial and Miscellaneous (unaffiliated)												
6.1 NAIC 1	0	0	0	0	0	XXX	0	0.0	0	0.0	0	0
6.2 NAIC 2	0	0	0	0	0	XXX	0	0.0	0	0.0	0	0
6.3 NAIC 3	0	0	0	0	0	XXX	0	0.0	0	0.0	0	0
6.4 NAIC 4	0	0	0	0	0	XXX	0	0.0	0	0.0	0	0
6.5 NAIC 5	0	0	0	0	0	XXX	0	0.0	0	0.0	0	0
6.6 NAIC 6	0	0	0	0	0	XXX	0	0.0	0	0.0	0	0
6.7 Totals	0	0	0	0	0	XXX	0	0.0	0	0.0	0	0
7. Hybrid Securities												
7.1 NAIC 1	0	0	0	0	0	XXX	0	0.0	0	0.0	0	0
7.2 NAIC 2	0	0	0	0	0	XXX	0	0.0	0	0.0	0	0
7.3 NAIC 3	0	0	0	0	0	XXX	0	0.0	0	0.0	0	0
7.4 NAIC 4	0	0	0	0	0	XXX	0	0.0	0	0.0	0	0
7.5 NAIC 5	0	0	0	0	0	XXX	0	0.0	0	0.0	0	0
7.6 NAIC 6	0	0	0	0	0	XXX	0	0.0	0	0.0	0	0
7.7 Totals	0	0	0	0	0	XXX	0	0.0	0	0.0	0	0
8. Parent, Subsidiaries and Affiliates												
8.1 NAIC 1	0	0	0	0	0	XXX	0	0.0	0	0.0	0	0
8.2 NAIC 2	0	0	0	0	0	XXX	0	0.0	0	0.0	0	0
8.3 NAIC 3	0	0	0	0	0	XXX	0	0.0	0	0.0	0	0
8.4 NAIC 4	0	0	0	0	0	XXX	0	0.0	0	0.0	0	0
8.5 NAIC 5	0	0	0	0	0	XXX	0	0.0	0	0.0	0	0
8.6 NAIC 6	0	0	0	0	0	XXX	0	0.0	0	0.0	0	0
8.7 Totals	0	0	0	0	0	XXX	0	0.0	0	0.0	0	0
9. SVO Identified Funds												
9.1 NAIC 1	XXX	XXX	XXX	XXX	XXX	0	0	0.0	0	0.0	0	0
9.2 NAIC 2	XXX	XXX	XXX	XXX	XXX	0	0	0.0	0	0.0	0	0
9.3 NAIC 3	XXX	XXX	XXX	XXX	XXX	0	0	0.0	0	0.0	0	0
9.4 NAIC 4	XXX	XXX	XXX	XXX	XXX	0	0	0.0	0	0.0	0	0
9.5 NAIC 5	XXX	XXX	XXX	XXX	XXX	0	0	0.0	0	0.0	0	0
9.6 NAIC 6	XXX	XXX	XXX	XXX	XXX	0	0	0.0	0	0.0	0	0
9.7 Totals	XXX	XXX	XXX	XXX	XXX	0	0	0.0	0	0.0	0	0
10. Unaffiliated Bank Loans												
10.1 NAIC 1	0	0	0	0	0	XXX	0	0.0	0	0.0	0	0
10.2 NAIC 2	0	0	0	0	0	XXX	0	0.0	0	0.0	0	0
10.3 NAIC 3	0	0	0	0	0	XXX	0	0.0	0	0.0	0	0
10.4 NAIC 4	0	0	0	0	0	XXX	0	0.0	0	0.0	0	0
10.5 NAIC 5	0	0	0	0	0	XXX	0	0.0	0	0.0	0	0
10.6 NAIC 6	0	0	0	0	0	XXX	0	0.0	0	0.0	0	0
10.7 Totals	0	0	0	0	0	XXX	0	0.0	0	0.0	0	0
11. Unaffiliated Certificates of Deposit												
11.1 NAIC 1	0	0	0	0	0	XXX	0	0.0	0	0.0	0	0
11.2 NAIC 2	0	0	0	0	0	XXX	0	0.0	0	0.0	0	0
11.3 NAIC 3	0	0	0	0	0	XXX	0	0.0	0	0.0	0	0
11.4 NAIC 4	0	0	0	0	0	XXX	0	0.0	0	0.0	0	0
11.5 NAIC 5	0	0	0	0	0	XXX	0	0.0	0	0.0	0	0
11.6 NAIC 6	0	0	0	0	0	XXX	0	0.0	0	0.0	0	0
11.7 Totals	0	0	0	0	0	XXX	0	0.0	0	0.0	0	0

9015

ANNUAL STATEMENT FOR THE YEAR 2024 OF THE Louisiana Citizens Property Insurance Corporation

SCHEDULE D - PART 1A - SECTION 1 (Continued)

Quality and Maturity Distribution of All Bonds Owned December 31, at Book/Adjusted Carrying Values by Major Types of Issues and NAIC Designations

	1	2	3	4	5	6	7	8	9	10	11	12
NAIC Designation	1 Year or Less	Over 1 Year Through 5 Years	Over 5 Years Through 10 Years	Over 10 Years Through 20 Years	Over 20 Years	No Maturity Date	Total Current Year	Col. 7 as a % of Line 12.7	Total from Col. 7 Prior Year	% From Col. 8 Prior Year	Total Publicly Traded	Total Privately Placed (a)
12. Total Bonds Current Year												
12.1 NAIC 1	(d) 88,219,818	99,119,058	0	0	0	0	187,338,876	99.2	XXX	XXX	187,338,876	0
12.2 NAIC 2	(d) 0	1,434,574	0	0	0	0	1,434,574	0.8	XXX	XXX	1,434,574	0
12.3 NAIC 3	(d) 0	0	0	0	0	0	0	0.0	XXX	XXX	0	0
12.4 NAIC 4	(d) 0	0	0	0	0	0	0	0.0	XXX	XXX	0	0
12.5 NAIC 5	(d) 0	0	0	0	0	0	0	0.0	XXX	XXX	0	0
12.6 NAIC 6	(d) 0	0	0	0	0	0	0	0.0	XXX	XXX	0	0
12.7 Totals	88,219,818	100,553,632	0	0	0	0	(b) 188,773,450	100.0	XXX	XXX	188,773,450	0
12.8 Line 12.7 as a % of Col. 7	46.7	53.3	0.0	0.0	0.0	0.0	100.0	XXX	XXX	XXX	100.0	0.0
13. Total Bonds Prior Year												
13.1 NAIC 1	48,628,576	67,629,680	0	0	0	0	XXX	XXX	116,258,256	100.0	116,258,256	0
13.2 NAIC 2	0	0	0	0	0	0	XXX	XXX	0	0.0	0	0
13.3 NAIC 3	0	0	0	0	0	0	XXX	XXX	0	0.0	0	0
13.4 NAIC 4	0	0	0	0	0	0	XXX	XXX	0	0.0	0	0
13.5 NAIC 5	0	0	0	0	0	0	XXX	XXX	(c) 0	0.0	0	0
13.6 NAIC 6	0	0	0	0	0	0	XXX	XXX	(c) 0	0.0	0	0
13.7 Totals	48,628,576	67,629,680	0	0	0	0	XXX	XXX	(b) 116,258,256	100.0	116,258,256	0
13.8 Line 13.7 as a % of Col. 9	41.8	58.2	0.0	0.0	0.0	0.0	XXX	XXX	100.0	XXX	100.0	0.0
14. Total Publicly Traded Bonds												
14.1 NAIC 1	88,219,818	99,119,058	0	0	0	0	187,338,876	99.2	116,258,256	100.0	187,338,876	XXX
14.2 NAIC 2	0	1,434,574	0	0	0	0	1,434,574	0.8	0	0.0	1,434,574	XXX
14.3 NAIC 3	0	0	0	0	0	0	0	0.0	0	0.0	0	XXX
14.4 NAIC 4	0	0	0	0	0	0	0	0.0	0	0.0	0	XXX
14.5 NAIC 5	0	0	0	0	0	0	0	0.0	0	0.0	0	XXX
14.6 NAIC 6	0	0	0	0	0	0	0	0.0	0	0.0	0	XXX
14.7 Totals	88,219,818	100,553,632	0	0	0	0	188,773,450	100.0	116,258,256	100.0	188,773,450	XXX
14.8 Line 14.7 as a % of Col. 7	46.7	53.3	0.0	0.0	0.0	0.0	100.0	XXX	XXX	XXX	100.0	XXX
14.9 Line 14.7 as a % of Line 12.7, Col. 7, Section 12	46.7	53.3	0.0	0.0	0.0	0.0	100.0	XXX	XXX	XXX	100.0	XXX
15. Total Privately Placed Bonds												
15.1 NAIC 1	0	0	0	0	0	0	0	0.0	0	0.0	XXX	0
15.2 NAIC 2	0	0	0	0	0	0	0	0.0	0	0.0	XXX	0
15.3 NAIC 3	0	0	0	0	0	0	0	0.0	0	0.0	XXX	0
15.4 NAIC 4	0	0	0	0	0	0	0	0.0	0	0.0	XXX	0
15.5 NAIC 5	0	0	0	0	0	0	0	0.0	0	0.0	XXX	0
15.6 NAIC 6	0	0	0	0	0	0	0	0.0	0	0.0	XXX	0
15.7 Totals	0	0	0	0	0	0	0	0.0	0	0.0	XXX	0
15.8 Line 15.7 as a % of Col. 7	0.0	0.0	0.0	0.0	0.0	0.0	0.0	XXX	XXX	XXX	XXX	0.0
15.9 Line 15.7 as a % of Line 12.7, Col. 7, Section 12	0.0	0.0	0.0	0.0	0.0	0.0	0.0	XXX	XXX	XXX	XXX	0.0

(a) Includes \$ 0 freely tradable under SEC Rule 144 or qualified for resale under SEC Rule 144A.
 (b) Includes \$ 296,800 current year of bonds with Z designations, and \$ 172,678 prior year of bonds with Z designations. The letter "Z" means the NAIC designation was not assigned by the Securities Valuation Office (SVO) at the date of the statement.
 (c) Includes \$ 0 current year, \$ 0 prior year of bonds with 5GI designations and \$ 0 current year, \$ 0 prior year of bonds with 6* designations. "5GI" means the NAIC designation was assigned by the SVO in reliance on the insurer's certification that the issuer is current in all principal and interest payments. "6*" means the NAIC designation was assigned by the SVO due to inadequate certification of principal and interest payments.
 (d) Includes the following amount of short-term and cash equivalent bonds by NAIC designation: NAIC 1 \$ 20,979,051 ; NAIC 2 \$ 0 ; NAIC 3 \$ 0 ; NAIC 4 \$ 0 ; NAIC 5 \$ 0 ; NAIC 6 \$ 0 .

S107

ANNUAL STATEMENT FOR THE YEAR 2024 OF THE Louisiana Citizens Property Insurance Corporation

SCHEDULE D - PART 1A - SECTION 2

Maturity Distribution of All Bonds Owned December 31, At Book/Adjusted Carrying Values by Major Type and Subtype of Issues

Distribution by Type	1 1 Year or Less	2 Over 1 Year Through 5 Years	3 Over 5 Years Through 10 Years	4 Over 10 Years Through 20 Years	5 Over 20 Years	6 No Maturity Date	7 Total Current Year	8 Col. 7 as a % of Line 12.09	9 Total from Col. 7 Prior Year	10 % From Col. 8 Prior Year	11 Total Publicly Traded	12 Total Privately Placed
1. U.S. Governments												
1.01 Issuer Obligations	0	0	0	0	0	XXX	0	0.0	0	0.0	0	0
1.02 Residential Mortgage-Backed Securities	0	0	0	0	0	XXX	0	0.0	0	0.0	0	0
1.03 Commercial Mortgage-Backed Securities	0	0	0	0	0	XXX	0	0.0	0	0.0	0	0
1.04 Other Loan-Backed and Structured Securities	0	0	0	0	0	XXX	0	0.0	0	0.0	0	0
1.05 Totals	0	0	0	0	0	XXX	0	0.0	0	0.0	0	0
2. All Other Governments												
2.01 Issuer Obligations	0	0	0	0	0	XXX	0	0.0	0	0.0	0	0
2.02 Residential Mortgage-Backed Securities	0	0	0	0	0	XXX	0	0.0	0	0.0	0	0
2.03 Commercial Mortgage-Backed Securities	0	0	0	0	0	XXX	0	0.0	0	0.0	0	0
2.04 Other Loan-Backed and Structured Securities	0	0	0	0	0	XXX	0	0.0	0	0.0	0	0
2.05 Totals	0	0	0	0	0	XXX	0	0.0	0	0.0	0	0
3. U.S. States, Territories and Possessions, Guaranteed												
3.01 Issuer Obligations	2,499,843	8,880,544	0	0	0	XXX	11,380,387	6.0	14,601,777	12.6	11,380,387	0
3.02 Residential Mortgage-Backed Securities	0	0	0	0	0	XXX	0	0.0	0	0.0	0	0
3.03 Commercial Mortgage-Backed Securities	0	0	0	0	0	XXX	0	0.0	0	0.0	0	0
3.04 Other Loan-Backed and Structured Securities	0	0	0	0	0	XXX	0	0.0	0	0.0	0	0
3.05 Totals	2,499,843	8,880,544	0	0	0	XXX	11,380,387	6.0	14,601,777	12.6	11,380,387	0
4. U.S. Political Subdivisions of States, Territories and Possessions, Guaranteed												
4.01 Issuer Obligations	27,918,400	30,921,073	0	0	0	XXX	58,839,473	31.2	35,592,786	30.6	58,839,473	0
4.02 Residential Mortgage-Backed Securities	0	0	0	0	0	XXX	0	0.0	0	0.0	0	0
4.03 Commercial Mortgage-Backed Securities	0	0	0	0	0	XXX	0	0.0	0	0.0	0	0
4.04 Other Loan-Backed and Structured Securities	0	0	0	0	0	XXX	0	0.0	0	0.0	0	0
4.05 Totals	27,918,400	30,921,073	0	0	0	XXX	58,839,473	31.2	35,592,786	30.6	58,839,473	0
5. U.S. Special Revenue & Special Assessment Obligations, etc., Non-Guaranteed												
5.01 Issuer Obligations	57,801,575	60,752,015	0	0	0	XXX	118,553,590	62.8	66,063,694	56.8	118,553,590	0
5.02 Residential Mortgage-Backed Securities	0	0	0	0	0	XXX	0	0.0	0	0.0	0	0
5.03 Commercial Mortgage-Backed Securities	0	0	0	0	0	XXX	0	0.0	0	0.0	0	0
5.04 Other Loan-Backed and Structured Securities	0	0	0	0	0	XXX	0	0.0	0	0.0	0	0
5.05 Totals	57,801,575	60,752,015	0	0	0	XXX	118,553,590	62.8	66,063,694	56.8	118,553,590	0
6. Industrial and Miscellaneous												
6.01 Issuer Obligations	0	0	0	0	0	XXX	0	0.0	0	0.0	0	0
6.02 Residential Mortgage-Backed Securities	0	0	0	0	0	XXX	0	0.0	0	0.0	0	0
6.03 Commercial Mortgage-Backed Securities	0	0	0	0	0	XXX	0	0.0	0	0.0	0	0
6.04 Other Loan-Backed and Structured Securities	0	0	0	0	0	XXX	0	0.0	0	0.0	0	0
6.05 Totals	0	0	0	0	0	XXX	0	0.0	0	0.0	0	0
7. Hybrid Securities												
7.01 Issuer Obligations	0	0	0	0	0	XXX	0	0.0	0	0.0	0	0
7.02 Residential Mortgage-Backed Securities	0	0	0	0	0	XXX	0	0.0	0	0.0	0	0
7.03 Commercial Mortgage-Backed Securities	0	0	0	0	0	XXX	0	0.0	0	0.0	0	0
7.04 Other Loan-Backed and Structured Securities	0	0	0	0	0	XXX	0	0.0	0	0.0	0	0
7.05 Totals	0	0	0	0	0	XXX	0	0.0	0	0.0	0	0
8. Parent, Subsidiaries and Affiliates												
8.01 Issuer Obligations	0	0	0	0	0	XXX	0	0.0	0	0.0	0	0
8.02 Residential Mortgage-Backed Securities	0	0	0	0	0	XXX	0	0.0	0	0.0	0	0
8.03 Commercial Mortgage-Backed Securities	0	0	0	0	0	XXX	0	0.0	0	0.0	0	0
8.04 Other Loan-Backed and Structured Securities	0	0	0	0	0	XXX	0	0.0	0	0.0	0	0
8.05 Affiliated Bank Loans – Issued	0	0	0	0	0	XXX	0	0.0	0	0.0	0	0
8.06 Affiliated Bank Loans – Acquired	0	0	0	0	0	XXX	0	0.0	0	0.0	0	0
8.07 Totals	0	0	0	0	0	XXX	0	0.0	0	0.0	0	0

8015

ANNUAL STATEMENT FOR THE YEAR 2024 OF THE Louisiana Citizens Property Insurance Corporation

SCHEDULE D - PART 1A - SECTION 2 (Continued)

Maturity Distribution of All Bonds Owned December 31, at Book/Adjusted Carrying Values by Major Type and Subtype of Issues

Distribution by Type	1 1 Year or Less	2 Over 1 Year Through 5 Years	3 Over 5 Years Through 10 Years	4 Over 10 Years Through 20 Years	5 Over 20 Years	6 No Maturity Date	7 Total Current Year	8 Col. 7 as a % of Line 12.09	9 Total from Col. 7 Prior Year	10 % From Col. 8 Prior Year	11 Total Publicly Traded	12 Total Privately Placed
9. SVO Identified Funds												
9.01 Exchange Traded Funds Identified by the SVO	XXX	XXX	XXX	XXX	XXX	0	0	0.0	0	0.0	0	0
10. Unaffiliated Bank Loans												
10.01 Bank Loans - Issued	0	0	0	0	0	XXX	0	0.0	0	0.0	0	0
10.02 Bank Loans - Acquired	0	0	0	0	0	XXX	0	0.0	0	0.0	0	0
10.03 Totals	0	0	0	0	0	XXX	0	0.0	0	0.0	0	0
11. Unaffiliated Certificates of Deposit												
11.01 Totals	0	0	0	0	0	XXX	0	0.0	0	0.0	0	0
12. Total Bonds Current Year												
12.01 Issuer Obligations	88,219,818	100,553,632	0	0	0	XXX	188,773,450	100.0	XXX	XXX	188,773,450	0
12.02 Residential Mortgage-Backed Securities	0	0	0	0	0	XXX	0	0.0	XXX	XXX	0	0
12.03 Commercial Mortgage-Backed Securities	0	0	0	0	0	XXX	0	0.0	XXX	XXX	0	0
12.04 Other Loan-Backed and Structured Securities	0	0	0	0	0	XXX	0	0.0	XXX	XXX	0	0
12.05 SVO Identified Funds	XXX	XXX	XXX	XXX	XXX	0	0	0.0	XXX	XXX	0	0
12.06 Affiliated Bank Loans	0	0	0	0	0	XXX	0	0.0	XXX	XXX	0	0
12.07 Unaffiliated Bank Loans	0	0	0	0	0	XXX	0	0.0	XXX	XXX	0	0
12.08 Unaffiliated Certificates of Deposit	0	0	0	0	0	XXX	0	0.0	XXX	XXX	0	0
12.09 Totals	88,219,818	100,553,632	0	0	0	0	188,773,450	100.0	XXX	XXX	188,773,450	0
12.10 Lines 12.09 as a % Col. 7	46.7	53.3	0.0	0.0	0.0	0.0	100.0	XXX	XXX	XXX	100.0	0.0
13. Total Bonds Prior Year												
13.01 Issuer Obligations	48,628,576	67,629,680	0	0	0	XXX	XXX	XXX	116,258,256	100.0	116,258,256	0
13.02 Residential Mortgage-Backed Securities	0	0	0	0	0	XXX	XXX	XXX	0	0.0	0	0
13.03 Commercial Mortgage-Backed Securities	0	0	0	0	0	XXX	XXX	XXX	0	0.0	0	0
13.04 Other Loan-Backed and Structured Securities	0	0	0	0	0	XXX	XXX	XXX	0	0.0	0	0
13.05 SVO Identified Funds	XXX	XXX	XXX	XXX	XXX	0	XXX	XXX	0	0.0	0	0
13.06 Affiliated Bank Loans	0	0	0	0	0	XXX	XXX	XXX	0	0.0	0	0
13.07 Unaffiliated Bank Loans	0	0	0	0	0	XXX	XXX	XXX	0	0.0	0	0
13.08 Unaffiliated Certificates of Deposit	0	0	0	0	0	XXX	XXX	XXX	0	0.0	0	0
13.09 Totals	48,628,576	67,629,680	0	0	0	0	XXX	XXX	116,258,256	100.0	116,258,256	0
13.10 Line 13.09 as a % of Col. 9	41.8	58.2	0.0	0.0	0.0	0.0	XXX	XXX	100.0	XXX	100.0	0.0
14. Total Publicly Traded Bonds												
14.01 Issuer Obligations	88,219,818	100,553,632	0	0	0	XXX	188,773,450	100.0	116,258,256	100.0	188,773,450	XXX
14.02 Residential Mortgage-Backed Securities	0	0	0	0	0	XXX	0	0.0	0	0.0	0	XXX
14.03 Commercial Mortgage-Backed Securities	0	0	0	0	0	XXX	0	0.0	0	0.0	0	XXX
14.04 Other Loan-Backed and Structured Securities	0	0	0	0	0	XXX	0	0.0	0	0.0	0	XXX
14.05 SVO Identified Funds	XXX	XXX	XXX	XXX	XXX	0	0	0.0	0	0.0	0	XXX
14.06 Affiliated Bank Loans	0	0	0	0	0	XXX	0	0.0	0	0.0	0	XXX
14.07 Unaffiliated Bank Loans	0	0	0	0	0	XXX	0	0.0	0	0.0	0	XXX
14.08 Unaffiliated Certificates of Deposit	0	0	0	0	0	XXX	0	0.0	0	0.0	0	XXX
14.09 Totals	88,219,818	100,553,632	0	0	0	0	188,773,450	100.0	116,258,256	100.0	188,773,450	XXX
14.10 Line 14.09 as a % of Col. 7	46.7	53.3	0.0	0.0	0.0	0.0	100.0	XXX	XXX	XXX	100.0	XXX
14.11 Line 14.09 as a % of Line 12.09, Col. 7, Section 12	46.7	53.3	0.0	0.0	0.0	0.0	100.0	XXX	XXX	XXX	100.0	XXX
15. Total Privately Placed Bonds												
15.01 Issuer Obligations	0	0	0	0	0	XXX	0	0.0	0	0.0	XXX	0
15.02 Residential Mortgage-Backed Securities	0	0	0	0	0	XXX	0	0.0	0	0.0	XXX	0
15.03 Commercial Mortgage-Backed Securities	0	0	0	0	0	XXX	0	0.0	0	0.0	XXX	0
15.04 Other Loan-Backed and Structured Securities	0	0	0	0	0	XXX	0	0.0	0	0.0	XXX	0
15.05 SVO Identified Funds	XXX	XXX	XXX	XXX	XXX	0	0	0.0	0	0.0	XXX	0
15.06 Affiliated Bank Loans	0	0	0	0	0	XXX	0	0.0	0	0.0	XXX	0
15.07 Unaffiliated Bank Loans	0	0	0	0	0	XXX	0	0.0	0	0.0	XXX	0
15.08 Unaffiliated Certificates of Deposit	0	0	0	0	0	XXX	0	0.0	0	0.0	XXX	0
15.09 Totals	0	0	0	0	0	0	0	0.0	0	0.0	XXX	0
15.10 Line 15.09 as a % of Col. 7	0.0	0.0	0.0	0.0	0.0	0.0	0.0	XXX	XXX	XXX	XXX	0.0
15.11 Line 15.09 as a % of Line 12.09, Col. 7, Section 12	0.0	0.0	0.0	0.0	0.0	0.0	0.0	XXX	XXX	XXX	XXX	0.0

6019

ANNUAL STATEMENT FOR THE YEAR 2024 OF THE Louisiana Citizens Property Insurance Corporation

SCHEDULE DA - VERIFICATION BETWEEN YEARS

Short-Term Investments

	1	2	3	4	5
	Total	Bonds	Mortgage Loans	Other Short-term Investment Assets(a)	Investments in Parent, Subsidiaries and Affiliates
1. Book/adjusted carrying value, December 31 of prior year	2,310,666	2,310,666	0	0	0
2. Cost of short-term investments acquired	23,440,840	23,440,840	0	0	0
3. Accrual of discount	52,821	52,821	0	0	0
4. Unrealized valuation increase/(decrease)	0	0	0	0	0
5. Total gain (loss) on disposals	0	0	0	0	0
6. Deduct consideration received on disposals	7,880,000	7,880,000	0	0	0
7. Deduct amortization of premium	82,204	82,204	0	0	0
8. Total foreign exchange change in book/adjusted carrying value	0	0	0	0	0
9. Deduct current year's other-than-temporary impairment recognized	0	0	0	0	0
10. Book adjusted carrying value at end of current period (Lines 1+2+3+4+5-6-7+8-9)	17,842,123	17,842,123	0	0	0
11. Deduct total nonadmitted amounts	0	0	0	0	0
12. Statement value at end of current period (Line 10 minus Line 11)	17,842,123	17,842,123	0	0	0

(a) Indicate the category of such assets, for example, joint ventures, transportation equipment:

S110

Schedule DB - Part A - Verification

NONE

Schedule DB - Part B - Verification

NONE

Schedule DB - Part C - Section 1

NONE

Schedule DB - Part C - Section 2

NONE

Schedule DB - Verification

NONE

SCHEDULE E – PART 2 – VERIFICATION BETWEEN YEARS
(Cash Equivalents)

	1	2	3	4
	Total	Bonds	Money Market Mutual Funds	Other (a)
1. Book/adjusted carrying value, December 31 of prior year.....	231,489,137	750,668	230,738,469	.0
2. Cost of cash equivalents acquired.....	813,909,810	3,140,986	810,768,824	.0
3. Accrual of discount.....	.0	.0	.0	.0
4. Unrealized valuation increase/(decrease).....	.0	.0	.0	.0
5. Total gain (loss) on disposals.....	.0	.0	.0	.0
6. Deduct consideration received on disposals.....	642,195,909	750,000	641,445,909	.0
7. Deduct amortization of premium.....	4,725	4,725	.0	.0
8. Total foreign exchange change in book/adjusted carrying value.....	.0	.0	.0	.0
9. Deduct current year's other-than-temporary impairment recognized.....	.0	.0	.0	.0
10. Book/adjusted carrying value at end of current period (Lines 1+2+3+4+5-6-7+8-9).....	403,198,313	3,136,929	400,061,384	.0
11. Deduct total nonadmitted amounts.....	.0	.0	.0	.0
12. Statement value at end of current period (Line 10 minus Line 11)	403,198,313	3,136,929	400,061,384	0

(a) Indicate the category of such investments, for example, joint ventures, transportation equipment

Schedule A - Part 1

NONE

Schedule A - Part 2

NONE

Schedule A - Part 3

NONE

Schedule B - Part 1

NONE

Schedule B - Part 2

NONE

Schedule B - Part 3

NONE

Schedule BA - Part 1

NONE

Schedule BA - Part 2

NONE

Schedule BA - Part 3

NONE

ANNUAL STATEMENT FOR THE YEAR 2024 OF THE Louisiana Citizens Property Insurance Corporation

SCHEDULE D - PART 1

Showing All Long-Term BONDS Owned December 31 of Current Year

1	2	Codes			6 NAIC Designation , NAIC Designation Modifier and SVO Administrative Symbol	7 Actual Cost	Fair Value		10 Par Value	11 Book/ Adjusted Carrying Value	Change in Book / Adjusted Carrying Value				Interest					Dates	
		3 Code	4 F o r e i g n	5 Bond CHAR			8 Rate Used to Obtain Fair Value	9 Fair Value			12 Unrealized Valuation Increase/ (Decrease)	13 Current Year's (Amortization)/ Accretion	14 Current Year's Other Than Temporary Impairment Recognized	15 Total Foreign Exchange Change In B./A.C.V.	16 Rate of	17 Effective Rate of	18 When Paid	19 Admitted Amount Due & Accrued	20 Amount Rec. During Year	21 Acquired	22 Stated Contractual Maturity Date
Bonds - U.S. Governments - Issuer Obligations																					
Bonds - U.S. Governments - Residential Mortgage-Backed Securities																					
Bonds - U.S. Governments - Commercial Mortgage-Backed Securities																					
Bonds - U.S. Governments - Other Loan-Backed and Structured Securities																					
Bonds - All Other Governments - Issuer Obligations																					
Bonds - All Other Governments - Residential Mortgage-Backed Securities																					
Bonds - All Other Governments - Commercial Mortgage-Backed Securities																					
Bonds - All Other Governments - Other Loan-Backed and Structured Securities																					
Bonds - U.S. States, Territories and Possessions (Direct and Guaranteed) - Issuer Obligations																					
546415-2B-5	LOUISIANA ST.			1.C FE	109,651	101,568	101,568	100,000	103,390	0	(2,110)	0	0	4,000	1,812	FA	1,667	4,000	03/02/2023	08/01/2026	
546415-2C-3	LOUISIANA ST.			1.C FE	1,695,796	1,683,592	1,683,592	1,635,000	1,686,046	0	(8,643)	0	0	5,000	2,967	FA	34,063	11,750	11/18/2024	08/01/2027	
546415-2D-1	LOUISIANA ST.			2	1,431,807	1,421,014	1,421,014	1,380,000	1,423,356	0	(8,451)	0	0	5,000	2,954	FA	28,750	11,875	12/20/2024	08/01/2028	
546415-2H-2	LOUISIANA ST.			1.C FE	230,308	227,462	227,462	225,000	227,336	0	(2,971)	0	0	5,000	3,190	FA	4,688	5,625	03/25/2024	08/01/2025	
546415-2J-8	LOUISIANA ST.			1.C FE	1,164,211	1,139,255	1,139,255	1,105,000	1,138,971	0	(16,078)	0	0	5,000	2,997	FA	23,021	35,750	10/09/2024	08/01/2026	
546415-2W-9	LOUISIANA ST.			1.C FE	114,362	103,2690	103,2690	110,000	113,090	0	(1,271)	0	0	5,000	3,250	MS	1,833	2,750	04/12/2024	09/01/2026	
546415-2X-7	LOUISIANA ST.			2	144,638	142,062	142,062	140,000	142,527	0	(1,466)	0	0	4,000	2,880	MS	1,867	5,600	07/17/2023	09/01/2027	
546415-2Z-2	LOUISIANA ST.			2	776,820	772,980	772,980	750,000	775,382	0	(1,438)	0	0	5,000	2,900	MS	12,500	0	11/26/2024	09/01/2029	
546415-3R-9	LOUISIANA ST.			1.C FE	244,558	227,828	227,828	225,000	228,903	0	(5,469)	0	0	5,000	2,345	MS	3,750	9,125	04/16/2024	09/01/2025	
546415-3S-7	LOUISIANA ST.			1.C FE	593,670	578,306	578,306	560,000	577,207	0	(9,708)	0	0	5,000	3,089	MS	9,333	26,750	04/30/2024	09/01/2026	
546415-3T-5	LOUISIANA ST.			2	659,780	654,666	654,666	635,000	653,363	0	(6,417)	0	0	5,000	3,200	MS	10,583	15,875	07/05/2024	09/01/2027	
546415-3U-2	LOUISIANA ST.			2	103,603	103,080	103,080	100,000	102,581	0	(1,022)	0	0	5,000	3,390	MS	1,667	2,500	04/23/2024	09/01/2028	
546415-M7-2	LOUISIANA ST.			1	84,204	99,4010	99,4010	50,000	49,671	0	867	0	0	2,680	4,500	MN	171	1,340	04/11/2023	05/15/2025	
546415-X7-0	LOUISIANA ST.			2	123,366	100,5820	100,5820	115,000	116,079	0	(3,135)	0	0	5,000	2,141	MN	958	5,750	01/23/2024	05/01/2026	
546417-AH-9	LOUISIANA ST.			1.C FE	170,161	165,739	165,739	165,000	165,747	0	(2,979)	0	0	5,000	3,140	AO	2,063	8,250	06/29/2023	04/01/2025	
546417-AK-2	LOUISIANA ST.			1.C FE	131,261	104,5900	104,5900	125,000	129,866	0	(1,395)	0	0	5,000	3,190	AO	1,563	3,125	04/25/2024	04/01/2027	
546417-AL-0	LOUISIANA ST.			2	264,100	260,670	260,670	250,000	260,782	0	(3,318)	0	0	5,000	3,900	AO	3,125	6,250	04/10/2024	04/01/2028	
546417-BF-2	LOUISIANA ST.			2	84,514	83,866	83,866	80,000	84,339	0	(175)	0	0	5,000	2,930	AO	1,000	0	11/19/2024	10/01/2028	
546417-BX-3	LOUISIANA ST.			1.C FE	44,055	40,117	40,117	40,000	40,223	0	(1,363)	0	0	5,000	1,550	MS	667	2,000	02/22/2022	03/01/2025	
546417-BY-1	LOUISIANA ST.			1.C FE	300,520	296,548	296,548	290,000	297,000	0	(2,659)	0	0	5,000	2,872	MS	4,833	5,000	10/16/2024	03/01/2026	
546417-CA-2	LOUISIANA ST.			1.C FE	64,024	63,682	63,682	60,000	63,353	0	(671)	0	0	5,000	3,130	MS	1,000	1,500	04/26/2024	03/01/2028	
546417-CS-3	LOUISIANA ST.			1.C FE	170,379	150,440	150,440	150,000	150,922	0	(5,642)	0	0	5,000	1,209	MS	2,500	7,500	08/22/2022	03/01/2025	
546417-DQ-6	LOUISIANA ST.			1	144,702	152,841	152,841	155,000	152,249	0	5,613	0	0	0,840	5,230	JD	109	1,302	05/06/2024	06/01/2025	
546417-DR-4	LOUISIANA ST.			1	45,182	47,868	47,868	50,000	47,240	0	1,836	0	0	1,081	5,180	JD	45	541	11/15/2023	06/01/2026	
546417-EL-6	LOUISIANA ST.			1.C FE	243,530	240,306	240,306	235,000	239,628	0	(3,237)	0	0	5,000	3,259	MS	3,917	8,500	04/12/2024	03/01/2026	
546417-GL-4	LOUISIANA ST.			1.C FE	247,332	241,075	241,075	240,000	241,098	0	(4,378)	0	0	5,000	3,121	AO	3,000	12,000	07/24/2023	04/01/2025	
546417-HH-2	LOUISIANA ST.			1.C FE	1,054,040	1,047,590	1,047,590	1,000,000	1,042,422	0	(11,618)	0	0	5,000	3,099	MN	8,333	25,972	04/30/2024	05/01/2027	
0419999999	- Bonds - U.S. States, Territories and Possessions (Direct and Guaranteed) - Issuer Obligations					10,404,573	XXX	10,252,258	9,970,000	10,252,773	0	(97,299)	0	0	XXX	XXX	XXX	167,004	220,630	XXX	XXX
Bonds - U.S. States, Territories and Possessions (Direct and Guaranteed) - Residential Mortgage-Backed Securities																					
Bonds - U.S. States, Territories and Possessions (Direct and Guaranteed) - Commercial Mortgage-Backed Securities																					
Bonds - U.S. States, Territories and Possessions (Direct and Guaranteed) - Other Loan-Backed and Structured Securities																					
0509999999	- Bonds - U.S. States, Territories and Possessions (Direct and Guaranteed) - Subtotals - U.S. States, Territories and Possessions (Direct and Guaranteed)					10,404,573	XXX	10,252,258	9,970,000	10,252,773	0	(97,299)	0	0	XXX	XXX	XXX	167,004	220,630	XXX	XXX
Bonds - U.S. Political Subdivisions of States, Territories and Possessions (Direct and Guaranteed) - Issuer Obligations																					
043519-A9-8	ASCENSION PARISH LA PARISHWIDE SCH DIST			1.C FE	181,627	102,7780	179,862	175,000	179,895	0	(1,732)	0	0	5,500	3,030	MS	4,010	0	07/19/2024	03/01/2026	
043519-B2-2	ASCENSION PARISH LA PARISHWIDE SCH DIST			1.C FE	159,251	105,1830	157,775	150,000	157,791	0	(1,460)	0	0	5,500	3,000	MS	3,438	0	07/19/2024	03/01/2027	
043519-B3-0	ASCENSION PARISH LA PARISHWIDE SCH DIST			1.C FE	271,078	107,3860	268,465	250,000	268,716	0	(2,361)	0	0	5,500	3,000	MS	5,729	0	07/19/2024	03/01/2028	
043519-TH-0	ASCENSION PARISH LA PARISHWIDE SCH DIST			2	159,926	99,9510	159,922	160,000	159,995	0	31	0	0	3,000	3,020	MS	1,600	4,800	12/06/2022	03/01/2025	
043519-UD-7	ASCENSION PARISH LA PARISHWIDE SCH DIST			2	506,001	100,0720	500,360	500,000	500,000	0	(941)	0	0	4,000	4,000	MS	6,667	20,000	02/08/2023	03/01/2026	

E10

ANNUAL STATEMENT FOR THE YEAR 2024 OF THE Louisiana Citizens Property Insurance Corporation

SCHEDULE D - PART 1

Showing All Long-Term **BONDS** Owned December 31 of Current Year

1 CUSIP Identification	2 Description	Codes			6 NAIC Designation, NAIC Designation Modifier and SVO Administrative Symbol	7 Actual Cost	Fair Value		10 Par Value	11 Book/ Adjusted Carrying Value	Change in Book / Adjusted Carrying Value				Interest					Dates	
		3 Code	4 F o r e i g n	5 Bond CHAR			8 Rate Used to Obtain Fair Value	9 Fair Value			12 Unrealized Valuation Increase/ (Decrease)	13 Current Year's (Amortization)/ Accretion	14 Current Year's Other Than Temporary Impairment Recognized	15 Total Foreign Exchange Change In B./A.C.V.	16 Rate of	17 Effective Rate of	18 When Paid	19 Admitted Amount Due & Accrued	20 Amount Rec. During Year	21 Acquired	22 Stated Contractual Maturity Date
043519-UV-7	ASCENSION PARISH LA PARISHWIDE SCH DIST			2	1.C FE	751,795	100,0230	735,169	735,000	735,000	0	(1,799)	0	0	3.500	3.500	MS	8,575	25,725	08/09/2022	03/01/2025
043519-VU-8	ASCENSION PARISH LA PARISHWIDE SCH DIST				1.C FE	38,535	100,2890	35,101	35,000	35,197	0	(1,206)	0	0	5.000	1.512	MS	583	1,750	03/09/2022	03/01/2025
043519-VW-4	ASCENSION PARISH LA PARISHWIDE SCH DIST			2	1.C FE	47,536	97,2120	48,606	50,000	48,099	0	563	0	0	2.000	3.850	MS	333	500	04/26/2024	03/01/2027
043519-YL-5	ASCENSION PARISH LA PARISHWIDE SCH DIST				1.C FE	255,695	101,0770	252,693	250,000	252,548	0	(2,125)	0	0	4.000	3.100	MS	3,333	10,000	06/30/2023	03/01/2026
043519-YM-3	ASCENSION PARISH LA PARISHWIDE SCH DIST				1.C FE	188,853	101,7910	188,313	185,000	188,639	0	(214)	0	0	4.000	3.053	MS	2,467	0	11/13/2024	03/01/2027
043519-YN-1	ASCENSION PARISH LA PARISHWIDE SCH DIST				1.C FE	92,585	102,5600	92,304	90,000	92,148	0	(436)	0	0	4.000	3.200	MS	1,200	1,800	04/23/2024	03/01/2028
043519-ZG-5	ASCENSION PARISH LA PARISHWIDE SCH DIST				1.C FE	95,970	96,3730	101,192	105,000	101,097	0	3,210	0	0	1.103	4.420	MS	386	1,158	05/17/2023	03/01/2026
043519-ZS-9	ASCENSION PARISH LA PARISHWIDE SCH DIST				1.C FE	337,458	100,2890	320,925	320,000	321,153	0	(7,006)	0	0	5.000	2.760	MS	5,333	16,000	05/04/2023	03/01/2025
074635-SX-2	BEAUREGARD PARISH LA PARISHWIDE SCH DIST				1.C FE	184,538	100,2560	180,461	180,000	180,476	0	(2,884)	0	0	5.000	3.349	MS	3,000	9,750	07/11/2023	03/01/2025
074635-SY-0	BEAUREGARD PARISH LA PARISHWIDE SCH DIST				1.C FE	626,556	102,0380	612,228	600,000	612,227	0	(10,171)	0	0	5.000	3.200	MS	10,000	32,500	07/11/2023	03/01/2026
074635-SZ-7	BEAUREGARD PARISH LA PARISHWIDE SCH DIST				1.C FE	985,116	103,8670	960,770	925,000	962,076	0	(16,348)	0	0	5.000	3.070	MS	15,417	50,104	07/11/2023	03/01/2027
100272-HP-1	BOSSIER PARISH LA PARISHWIDE SCH DIST			2	1.D FE	49,955	99,2900	49,645	50,000	49,959	0	4	0	0	3.125	3.152	MS	521	0	09/06/2024	03/01/2028
100272-JG-9	BOSSIER PARISH LA PARISHWIDE SCH DIST			2	1.D FE	1,235,933	99,5640	1,234,594	1,240,000	1,236,473	0	540	0	0	3.000	3.250	MS	12,400	0	10/28/2024	03/01/2026
100272-KD-4	BOSSIER PARISH LA PARISHWIDE SCH DIST			2	1.D FE	151,636	100,8760	151,314	150,000	151,374	0	(262)	0	0	4.000	3.190	MS	2,000	0	11/04/2024	03/01/2028
100272-NY-5	BOSSIER PARISH LA PARISHWIDE SCH DIST				1.C FE	73,126	104,0370	72,826	70,000	72,578	0	(548)	0	0	5.000	3.223	MS	1,167	1,750	07/08/2024	03/01/2027
100272-PJ-6	BOSSIER PARISH LA PARISHWIDE SCH DIST				1.C FE	236,839	96,9080	247,115	255,000	248,906	0	5,050	0	0	1.580	3.700	MS	1,343	4,029	07/14/2022	03/01/2026
100272-PK-3	BOSSIER PARISH LA PARISHWIDE SCH DIST				1.C FE	324,878	94,6010	340,564	360,000	339,975	0	8,643	0	0	1.800	4.530	MS	2,160	6,480	03/20/2023	03/01/2027
127262-MU-4	CADDO PARISH LA PARISHWIDE SCH DIST			2	1.B FE	132,126	100,1600	125,200	125,000	125,284	0	(2,476)	0	0	5.000	2.248	FA	2,604	3,500	12/04/2024	02/01/2026
127262-MV-2	CADDO PARISH LA PARISHWIDE SCH DIST			2	1.B FE	100,872	100,1520	100,152	100,000	100,181	0	(691)	0	0	5.000	2.812	FA	2,083	0	09/04/2024	02/01/2028
127269-HP-6	CADDO PARISH LA PARISHWIDE SCH DIST			2	1.E FE	623,418	100,1140	620,707	620,000	620,000	0	0	0	0	5.000	5.000	MS	10,333	31,000	11/08/2022	03/01/2025
127269-JH-2	CADDO PARISH LA PARISHWIDE SCH DIST			2	1.E FE	130,983	100,0660	130,086	130,000	130,000	0	(166)	0	0	4.000	4.000	MS	1,733	5,200	03/20/2023	03/01/2026
127269-JJ-8	CADDO PARISH LA PARISHWIDE SCH DIST			2	1.E FE	99,171	99,2200	99,220	100,000	99,211	0	40	0	0	3.000	3.380	MS	1,000	0	11/21/2024	03/01/2027
127269-JK-5	CADDO PARISH LA PARISHWIDE SCH DIST			2	1.E FE	98,999	99,0340	99,034	100,000	99,037	0	38	0	0	3.250	3.500	MS	1,083	0	10/31/2024	03/01/2029
127269-JY-5	CADDO PARISH LA PARISHWIDE SCH DIST				1.E FE	222,629	101,9110	214,013	210,000	214,761	0	(3,974)	0	0	5.000	3.000	MS	3,500	10,500	12/22/2022	03/01/2026
127269-JZ-2	CADDO PARISH LA PARISHWIDE SCH DIST				1.E FE	260,318	103,5910	258,978	250,000	259,753	0	(565)	0	0	5.000	3.120	MS	4,167	0	11/14/2024	03/01/2027
127269-MJ-4	CADDO PARISH LA PARISHWIDE SCH DIST				1.C FE	313,167	103,8030	311,409	300,000	310,113	0	(3,054)	0	0	5.000	3.370	MS	5,000	7,500	04/23/2024	03/01/2027
127269-MQ-8	CADDO PARISH LA PARISHWIDE SCH DIST				1.C FE	118,020	100,1080	110,119	110,000	110,441	0	(2,695)	0	0	4.000	1.520	MS	1,467	4,400	02/22/2022	03/01/2025
127269-NJ-3	CADDO PARISH LA PARISHWIDE SCH DIST				1.C FE	244,473	98,6040	246,510	250,000	245,408	0	935	0	0	3.000	3.620	MS	2,500	3,750	04/24/2024	03/01/2028
128447-BX-6	CALCASIEU PARISH LA REC DIST NO 1 WARD 3				1.C FE	786,203	103,8270	778,703	750,000	784,145	0	(2,058)	0	0	5.000	2.854	MS	5,000	0	10/18/2024	03/15/2027

E10.1

ANNUAL STATEMENT FOR THE YEAR 2024 OF THE Louisiana Citizens Property Insurance Corporation

SCHEDULE D - PART 1

Showing All Long-Term BONDS Owned December 31 of Current Year

1	2	Codes			6 NAIC Designation NAIC Designation Modifier and SVO Administrative Symbol	7 Actual Cost	Fair Value		10 Par Value	11 Book/ Adjusted Carrying Value	Change in Book / Adjusted Carrying Value				Interest					Dates	
		3 Code	4 F o r e i g n	5 Bond CHAR			8 Rate Used to Obtain Fair Value	9 Fair Value			12 Unrealized Valuation Increase/ (Decrease)	13 Current Year's (Amortization)/ Accretion	14 Current Year's Other Than Temporary Impairment Recognized	15 Total Foreign Exchange Change In B./A.C.V.	16 Rate of	17 Effective Rate of	18 When Paid	19 Admitted Amount Due & Accrued	20 Amount Rec. During Year	21 Acquired	22 Stated Contractual Maturity Date
128447-BY-4.	CALCASIEU PARISH LA REC DIST NO 1 WARD 3				1.C FE.	799,748	105,1740	788,805	750,000	797,795	0	(1,952)	0	0	5.000	2.902	MS	5,000	0	10/18/2024	03/15/2028
128447-BZ-1.	CALCASIEU PARISH LA REC DIST NO 1 WARD 3				1.C FE.	812,153	106.4500	798,375	750,000	810,304	0	(1,849)	0	0	5.000	2.952	MS	5,000	0	10/18/2024	03/15/2029
128452-AG-4.	CALCASIEU PARISH LA REC DIST NO 1 WARD 4				1.C FE.	146,543	101.9000	132,470	130,000	135,070	0	(4,299)	0	0	5.000	1.599	MS	2,167	6,500	08/04/2022	03/01/2026
128452-AT-6.	CALCASIEU PARISH LA REC DIST NO 1 WARD 4				1.C FE.	181,865	100.1100	175,193	175,000	175,407	0	(2,474)	0	0	4.000	2.556	MS	2,333	7,000	04/13/2022	03/01/2025
128492-JL-0.	CALCASIEU PARISH LA SCH DIST NO 023				1.C FE.	101,768	101.0780	101,078	100,000	100,875	0	(893)	0	0	5.000	3.651	MS	1,667	2,500	04/18/2024	09/01/2025
128510-JR-6.	CALCASIEU PARISH LA SCH DIST NO 31				1.C FE.	99,012	100.2760	90,248	90,000	90,499	0	(3,049)	0	0	5.000	1.570	MS	1,500	4,500	02/25/2022	03/01/2025
153135-DK-1.	CENTRAL CMNTY SCH SYS CENTRAL LA				1.C FE.	310,926	101.1220	303,366	300,000	304,088	0	(3,420)	0	0	4.000	2.800	MS	4,000	12,000	12/16/2022	03/01/2026
450812-E4-0.	IBERIA PARISH LA PARISHWIDE SCH DIST				1.D FE.	93,908	100.2930	90,264	90,000	90,348	0	(2,113)	0	0	5.000	2.600	MS	1,500	4,500	04/17/2023	03/01/2025
450812-E5-7.	IBERIA PARISH LA PARISHWIDE SCH DIST				1.D FE.	164,518	102.2570	163,611	160,000	163,131	0	(1,388)	0	0	5.000	3.270	MS	2,667	4,000	06/20/2024	03/01/2026
450812-E6-5.	IBERIA PARISH LA PARISHWIDE SCH DIST				1.D FE.	52,253	104.0800	52,040	50,000	51,730	0	(523)	0	0	5.000	3.328	MS	833	1,250	04/23/2024	03/01/2027
450812-G5-5.	IBERIA PARISH LA PARISHWIDE SCH DIST			2	1.D FE.	45,675	101.3650	45,614	45,000	45,637	0	(38)	0	0	4.000	3.315	MS	600	0	11/12/2024	03/01/2028
450812-J6-0.	IBERIA PARISH LA PARISHWIDE SCH DIST				1.D FE.	152,877	101.6230	152,435	150,000	152,205	0	(672)	0	0	4.000	3.290	MS	2,000	3,000	04/18/2024	03/01/2027
450812-N4-0.	IBERIA PARISH LA PARISHWIDE SCH DIST				1.D FE.	208,934	102.2570	204,514	200,000	204,115	0	(3,429)	0	0	5.000	3.182	MS	3,333	10,000	07/13/2023	03/01/2026
450812-N5-7.	IBERIA PARISH LA PARISHWIDE SCH DIST				1.D FE.	606,395	104.0800	593,256	570,000	592,462	0	(9,912)	0	0	5.000	3.101	MS	9,500	28,500	07/13/2023	03/01/2027
450812-O6-2.	IBERIA PARISH LA PARISHWIDE SCH DIST				1.D FE.	415,188	104.0800	411,116	395,000	412,600	0	(2,589)	0	0	5.000	2.860	MS	6,419	0	08/08/2024	03/01/2027
450812-O7-0.	IBERIA PARISH LA PARISHWIDE SCH DIST				1.D FE.	417,140	105.6720	412,121	390,000	414,693	0	(2,447)	0	0	5.000	2.890	MS	6,338	0	08/08/2024	03/01/2028
450812-YV-8.	IBERIA PARISH LA PARISHWIDE SCH DIST			2	1.D FE.	136,276	100.1430	120,172	120,000	120,000	0	(721)	0	0	5.000	5.000	MS	2,000	6,000	05/08/2020	03/01/2025
450812-YW-6.	IBERIA PARISH LA PARISHWIDE SCH DIST			2	1.D FE.	183,773	99.7610	184,558	185,000	183,918	0	145	0	0	3.000	3.516	MS	1,850	0	11/15/2024	03/01/2026
450839-CZ-6.	IBERVILLE PARISH LA CONS SCH DIST NO 005			2	1.E FE.	219,949	102.3170	219,982	215,000	218,878	0	(1,071)	0	0	5.000	3.404	MS	3,583	2,500	11/04/2024	03/01/2027
450839-DA-0.	IBERVILLE PARISH LA CONS SCH DIST NO 005			2	1.E FE.	143,212	102.2590	143,163	140,000	142,920	0	(292)	0	0	5.000	3.158	MS	2,333	0	11/18/2024	03/01/2028
473750-CM-7.	JEFFERSON DAVIS PARISH LA CONS SCH DIST				1.C FE.	146,405	103.6520	145,113	140,000	145,548	0	(857)	0	0	5.000	3.090	MS	2,392	0	08/12/2024	03/01/2027
473750-CN-5.	JEFFERSON DAVIS PARISH LA CONS SCH DIST				1.C FE.	159,662	105.3000	157,950	150,000	158,751	0	(910)	0	0	5.000	3.050	MS	2,563	0	08/12/2024	03/01/2028
473813-DJ-9.	JEFFERSON DAVIS PARISH LA SCH DIST NO 2				1.C FE.	131,903	105.5180	131,898	125,000	130,871	0	(1,032)	0	0	5.000	3.420	MS	2,083	3,125	05/23/2024	03/01/2028
474744-CD-9.	JEFFERSON PARISH LA SCH BRD LTD TAX REV			2	1.C FE.	293,709	100.3010	280,843	280,000	281,010	0	(6,143)	0	0	5.000	2.759	MS	4,667	14,000	08/07/2023	03/01/2027
474744-CE-7.	JEFFERSON PARISH LA SCH BRD LTD TAX REV			2	1.C FE.	38,578	100.3010	35,105	35,000	35,197	0	(1,203)	0	0	5.000	1.520	MS	583	1,750	02/23/2022	03/01/2028
474744-CR-8.	JEFFERSON PARISH LA SCH BRD LTD TAX REV				1.C FE.	135,507	99.5540	139,376	140,000	139,313	0	3,790	0	0	2.000	5.089	MS	933	2,050	02/28/2024	03/01/2025
474744-CT-4.	JEFFERSON PARISH LA SCH BRD LTD TAX REV				1.C FE.	123,797	94.9110	128,130	135,000	127,531	0	2,719	0	0	2.000	4.721	MS	900	2,050	04/16/2024	03/01/2027
48943P-AB-9.	KENNER CITY				1.D FE.	154,740	102.0610	153,092	150,000	153,813	0	(927)	0	0	5.000	2.763	MS	2,125	0	09/05/2024	03/01/2026
48943P-AC-7.	KENNER CITY				1.D FE.	242,176	103.8430	238,839	230,000	240,786	0	(1,390)	0	0	5.000	2.751	MS	3,258	0	09/05/2024	03/01/2027
48943P-AD-5.	KENNER CITY				1.D FE.	160,931	105.4540	158,181	150,000	160,057	0	(874)	0	0	5.000	2.771	MS	2,125	0	09/05/2024	03/01/2028
506570-VZ-0.	LAFAYETTE PARISH LA			2	1.C FE.	143,670	99.8690	144,810	145,000	144,141	0	471	0	0	3.125	3.650	MS	1,510	2,266	05/06/2024	03/01/2026

E102

ANNUAL STATEMENT FOR THE YEAR 2024 OF THE Louisiana Citizens Property Insurance Corporation

SCHEDULE D - PART 1

Showing All Long-Term BONDS Owned December 31 of Current Year

1	2	Codes			6 NAIC Designation , NAIC Designation Modifier and SVO Administrative Symbol	7 Actual Cost	Fair Value		10 Par Value	11 Book/ Adjusted Carrying Value	Change in Book / Adjusted Carrying Value				Interest					Dates	
		3 Code	4 F o r e i g n	5 Bond CHAR			8 Rate Used to Obtain Fair Value	9 Fair Value			12 Unrealized Valuation Increase/ (Decrease)	13 Current Year's (Amortization)/ Accretion	14 Current Year's Other Than Temporary Impairment Recognized	15 Total Foreign Exchange Change In B./A.C.V.	16 Rate of	17 Effective Rate of	18 When Paid	19 Admitted Amount Due & Accrued	20 Amount Rec. During Year	21 Acquired	22 Stated Contractual Maturity Date
506570-WP-1	LAFAYETTE PARISH LA			2	1.C FE	30,159	99,7270	29,918	30,000	30,000	0	(18)	0	0	3.000	3.000	MS	300	900	08/23/2022	03/01/2026
506570-WY-2	LAFAYETTE PARISH LA				1.C FE	206,970	100,2710	200,542	200,000	200,587	0	(3,563)	0	0	5.000	3.170	MS	3,333	10,000	03/07/2023	03/01/2025
506602-BB-6	LAFAYETTE PARISH LA LAW ENFORCEMENT DIST				1.C FE	130,375	95,9840	139,177	145,000	138,454	0	5,349	0	0	1.000	5.050	MS	483	1,450	06/16/2023	03/01/2026
506602-BC-4	LAFAYETTE PARISH LA LAW ENFORCEMENT DIST				1.C FE	78,971	92,8900	78,957	85,000	79,481	0	510	0	0	1.200	4.380	MS	340	0	10/16/2024	03/01/2027
507012-XZ-0	LAFORCHE PARISH LA CONS SCH DIST NO 1 P				1.F FE	106,136	105,3940	105,394	100,000	105,833	0	(303)	0	0	5.000	3.050	MS	1,667	0	10/29/2024	03/01/2028
534478-FQ-0	LINCOLN PARISH LA SCH DIST NO 1 RUSTON			2	1.D FE	416,988	98,9660	410,709	415,000	415,000	0	(216)	0	0	2.600	2.600	MS	3,597	10,790	08/17/2022	03/01/2026
534478-JJ-2	LINCOLN PARISH LA SCH DIST NO 1 RUSTON				1.D FE	360,322	102,2220	357,777	350,000	357,808	0	(2,513)	0	0	5.000	3.030	MS	6,611	0	07/24/2024	03/01/2026
534478-JK-9	LINCOLN PARISH LA SCH DIST NO 1 RUSTON				1.D FE	366,755	104,1010	364,354	350,000	364,316	0	(2,438)	0	0	5.000	3.030	MS	6,611	0	07/24/2024	03/01/2027
534478-JL-7	LINCOLN PARISH LA SCH DIST NO 1 RUSTON				1.D FE	266,255	105,7650	264,413	250,000	264,583	0	(1,672)	0	0	5.000	3.050	MS	4,722	0	07/24/2024	03/01/2028
534483-DN-9	LINCOLN PARISH LA SCH DIST NO 3 SIMSBORO				1.D FE	176,300	102,0610	173,504	170,000	173,014	0	(2,505)	0	0	5.000	3.431	MS	2,833	8,358	08/10/2023	03/01/2026
538818-BR-5	LIVINGSTON PARISH LA SCH DIST NO 4			2	1.C FE	814,003	100,0570	785,447	785,000	785,000	0	(3,797)	0	0	4.000	4.000	MN	5,233	31,400	12/20/2022	05/01/2025
538818-BT-1	LIVINGSTON PARISH LA SCH DIST NO 4			2	1.C FE	523,987	98,7140	518,249	525,000	524,413	0	240	0	0	3.000	3.050	MN	2,625	15,750	03/23/2023	05/01/2027
632064-HF-1	NATCHITOCHES PARISH LA SCH DIST NO 9				1.C FE	245,210	101,9800	244,752	240,000	244,819	0	(392)	0	0	5.000	3.225	MS	4,000	0	11/26/2024	03/01/2026
645604-BT-5	NEW IBERIA LA REV				1.D FE	272,723	99,3960	248,490	250,000	254,639	0	(5,560)	0	0	2.750	0.510	MN	1,146	6,875	08/25/2021	11/01/2025
64763F-A4-1	NEW ORLEANS LA				1.E FE	74,015	101,1620	70,813	70,000	71,098	0	(1,437)	0	0	5.000	2.860	AO	875	3,500	12/07/2022	10/01/2025
64763F-A6-6	NEW ORLEANS LA				1.E FE	292,201	104,8970	288,467	275,000	291,030	0	(1,171)	0	0	5.000	2.780	AO	3,438	0	10/16/2024	10/01/2027
64763F-C8-0	NEW ORLEANS LA				1.F FE	1,567,516	101,4410	1,548,975	1,525,000	1,548,954	0	(13,175)	0	0	5.000	3.242	JD	6,354	54,375	11/26/2024	12/01/2025
64763F-C9-8	NEW ORLEANS LA				1.F FE	426,104	103,4040	413,616	400,000	413,717	0	(6,850)	0	0	5.000	3.140	JD	1,667	20,000	02/27/2023	12/01/2026
64763F-D2-2	NEW ORLEANS LA				1.F FE	116,546	105,0500	115,555	110,000	116,378	0	(168)	0	0	5.000	2.910	JD	458	0	12/02/2024	12/01/2027
64763F-D3-0	NEW ORLEANS LA				1.F FE	426,931	106,6220	426,488	400,000	423,609	0	(3,322)	0	0	5.000	3.378	JD	1,667	12,500	06/07/2024	12/01/2028
64763F-UB-3	NEW ORLEANS LA			2	1.E FE	158,763	98,2850	162,170	165,000	160,039	0	1,276	0	0	3.500	5.170	JD	481	2,888	06/21/2024	12/01/2026
64763F-VG-1	NEW ORLEANS LA				1.F FE	763,433	101,4410	760,808	750,000	761,794	0	(1,639)	0	0	5.000	3.241	JD	3,125	18,750	11/14/2024	12/01/2025
64763F-VH-9	NEW ORLEANS LA			2	1.F FE	1,072,117	101,7040	1,042,466	1,025,000	1,043,962	0	(18,113)	0	0	5.000	2.935	JD	4,271	47,250	10/10/2024	12/01/2026
64763F-VK-2	NEW ORLEANS LA			2	1.F FE	60,584	100,4780	60,287	60,000	60,337	0	(247)	0	0	4.000	3.371	JD	200	2,400	04/19/2024	12/01/2028
64763F-WD-7	NEW ORLEANS LA				1.F FE	750,111	99,4900	746,175	750,000	747,625	0	1,057	0	0	3.000	3.353	JD	1,875	20,250	10/28/2024	12/01/2025
64763F-WG-0	NEW ORLEANS LA			2	1.F FE	450,795	103,4970	450,212	435,000	450,261	0	(534)	0	0	5.000	3.097	JD	1,813	4,375	12/20/2024	12/01/2028
64763F-YM-5	NEW ORLEANS LA				1.F FE	5,156,168	101,4410	5,021,330	4,950,000	5,030,989	0	(85,996)	0	0	5.000	3.170	JD	20,625	247,500	07/12/2023	12/01/2025
64763F-YP-8	NEW ORLEANS LA				1.F FE	168,803	105,0500	168,080	160,000	167,181	0	(1,623)	0	0	5.000	3.370	JD	667	8,000	04/17/2024	12/01/2027
64763F-ZT-9	NEW ORLEANS LA				1.F FE	542,871	98,0780	578,660	590,000	575,225	0	21,428	0	0	1.369	5.270	MS	2,692	8,077	06/16/2023	09/01/2025
64763F-ZU-6	NEW ORLEANS LA				1.F FE	474,670	95,6140	478,070	500,000	476,061	0	1,391	0	0	1.569	4.590	MS	2,615	0	11/25/2024	09/01/2026
689861-NY-4	OUACHITA PARISH LA EAST OUACHITA PARISH				1.D FE	56,260	100,1050	50,053	50,000	50,286	0	(1,756)	0	0	4.000	0.480	MS	667	2,000	07/26/2021	03/01/2025
689861-PA-4	OUACHITA PARISH LA EAST OUACHITA PARISH			2	1.D FE	100,278	100,1560	100,156	100,000	100,067	0	(211)	0	0	4.000	3.580	MS	1,333	2,000	06/21/2024	03/01/2027
689861-PP-1	OUACHITA PARISH LA EAST OUACHITA PARISH				1.D FE	127,738	101,4980	126,873	125,000	127,073	0	(665)	0	0	4.000	3.200	MS	1,667	2,500	04/08/2024	03/01/2027
689861-PQ-9	OUACHITA PARISH LA EAST OUACHITA PARISH				1.D FE	101,559	101,9550	101,955	100,000	101,334	0	(225)	0	0	4.000	3.550	MS	1,333	2,000	06/03/2024	03/01/2028
689861-QF-2	OUACHITA PARISH LA EAST OUACHITA PARISH				1.D FE	213,830	100,0970	200,194	200,000	200,782	0	(4,778)	0	0	4.000	1.581	MS	2,667	8,000	02/24/2022	03/01/2025
753466-FT-3	RAPIDES PARISH LA			2	1.D FE	582,756	100,0640	575,368	575,000	575,000	0	0	0	0	4.000	4.000	MS	7,667	23,000	08/09/2022	03/01/2025
753466-FX-4	RAPIDES PARISH LA RAPIDES PARISH LA SCH DIST NO 11 RIGOLET			2	1.D FE	98,339	97,2530	97,253	100,000	98,381	0	42	0	0	3.000	3.420	MS	1,000	0	11/21/2024	03/01/2029
753533-FJ-2	RAPIDES PARISH LA SCH DIST NO 11 RIGOLET				1.C FE	261,178	101,9800	254,950	250,000	255,266	0	(4,385)	0	0	5.000	3.140	MS	4,167	12,743	07/26/2023	03/01/2026
753533-FK-9	RAPIDES PARISH LA SCH DIST NO 11 RIGOLET				1.C FE	371,182	103,6970	362,940	350,000	363,995	0	(5,604)	0	0	5.000	3.074	MS	5,833	15,243	05/06/2024	03/01/2027

E103

ANNUAL STATEMENT FOR THE YEAR 2024 OF THE Louisiana Citizens Property Insurance Corporation

SCHEDULE D - PART 1

Showing All Long-Term BONDS Owned December 31 of Current Year

1	2	Codes			6 NAIC Designation , NAIC Designation Modifier and SVO Administrative Symbol	7 Actual Cost	Fair Value		10 Par Value	11 Book/ Adjusted Carrying Value	Change in Book / Adjusted Carrying Value				Interest					Dates	
		3 Code	4 F o r e i g n	5 Bond CHAR			8 Rate Used to Obtain Fair Value	9 Fair Value			12 Unrealized Valuation Increase/ (Decrease)	13 Current Year's (Amortization)/ Accretion	14 Current Year's Other Than Temporary Impairment Recognized	15 Total Foreign Exchange Change In B./A.C.V.	16 Rate of	17 Effective Rate of	18 When Paid	19 Admitted Amount Due & Accrued	20 Amount Rec. During Year	21 Acquired	22 Stated Contractual Maturity Date
753585-EJ-3.	RAPIDES PARISH LA SCH DIST NO 52 PINEVILLE				1.C FE	331,881	97,1620	340,067	350,000	337,143	0	5,262	0	0	2.000	5.081	A0	1,750	3,500	06/20/2024	04/01/2026
753585-EK-0.	RAPIDES PARISH LA SCH DIST NO 52 PINEVILLE				1.C FE	91,129	94,7060	94,706	100,000	94,771	0	2,169	0	0	2.000	4.473	A0	500	2,000	04/14/2023	04/01/2027
753595-BK-2.	RAPIDES PARISH LA SCH DIST NO 57 LECOMPT				1.C FE	404,621	102,0610	398,038	390,000	396,900	0	(5,729)	0	0	5.000	3.434	MS	6,500	19,879	08/04/2023	03/01/2026
753595-BL-0.	RAPIDES PARISH LA SCH DIST NO 57 LECOMPT				1.C FE	377,608	103,9520	374,227	360,000	371,073	0	(4,850)	0	0	5.000	3.510	MS	6,000	18,350	08/04/2023	03/01/2027
753608-FJ-2.	RAPIDES PARISH LA CONS SCH DIST NO 62				1.C FE	106,317	100,2990	100,299	100,000	100,407	0	(2,479)	0	0	5.000	2.470	MS	1,667	5,000	06/29/2022	03/01/2025
753608-FL-7.	RAPIDES PARISH LA CONS SCH DIST NO 62				1.C FE	160,469	103,9730	155,960	150,000	155,820	0	(2,567)	0	0	5.000	3.130	MS	2,500	7,500	02/27/2023	03/01/2027
753608-GE-2.	RAPIDES PARISH LA CONS SCH DIST NO 62				1.C FE	233,820	102,1760	229,896	225,000	228,903	0	(3,242)	0	0	5.000	3.464	MS	3,750	11,250	05/24/2023	03/01/2026
753608-GV-4.	RAPIDES PARISH LA CONS SCH DIST NO 62				1.C FE	180,826	102,1760	178,808	175,000	178,657	0	(2,168)	0	0	5.000	3.154	MS	2,917	3,233	03/27/2024	03/01/2026
753608-GW-2.	RAPIDES PARISH LA CONS SCH DIST NO 62				1.C FE	158,057	103,9730	155,960	150,000	156,131	0	(1,926)	0	0	5.000	3.033	MS	2,500	2,771	03/27/2024	03/01/2027
756899-BY-5.	RED RIVER PARISH LA PARISHWIDE SCH DIST				1.D FE	224,515	103,8240	223,222	215,000	223,938	0	(577)	0	0	5.000	2.999	MS	3,583	0	11/25/2024	03/01/2027
788076-SF-5.	ST CHARLES PARISH LA SCH DIST NO 1 PARIS				1.D FE	71,744	100,2760	70,193	70,000	70,185	0	(1,122)	0	0	5.000	3.350	MS	1,167	3,500	08/04/2023	03/01/2025
788076-SG-3.	ST CHARLES PARISH LA SCH DIST NO 1 PARIS			2	1.D FE	394,904	100,1320	380,502	380,000	380,933	0	(5,692)	0	0	4.000	2.479	MS	5,067	15,200	08/16/2023	03/01/2026
788076-SX-6.	ST CHARLES PARISH LA SCH DIST NO 1 PARIS				1.D FE	680,018	94,9110	711,833	750,000	704,914	0	19,331	0	0	2.000	4.967	MS	5,000	15,000	09/13/2023	03/01/2027
788076-SY-4.	ST CHARLES PARISH LA SCH DIST NO 1 PARIS				1.D FE	93,381	92,4620	92,462	100,000	93,802	0	421	0	0	2.000	4.110	MS	667	0	10/09/2024	03/01/2028
788076-TS-6.	ST CHARLES PARISH LA SCH DIST NO 1 PARIS				1.C FE	360,035	102,3260	358,141	350,000	356,624	0	(3,410)	0	0	5.000	3.326	MS	5,833	4,813	04/26/2024	03/01/2026
788076-TT-4.	ST CHARLES PARISH LA SCH DIST NO 1 PARIS				1.C FE	585,777	104,1870	583,447	560,000	580,259	0	(5,518)	0	0	5.000	3.254	MS	9,333	7,700	04/26/2024	03/01/2027
788076-TU-1.	ST CHARLES PARISH LA SCH DIST NO 1 PARIS				1.C FE	186,557	106,0130	185,523	175,000	184,765	0	(1,792)	0	0	5.000	3.133	MS	2,917	2,406	04/26/2024	03/01/2028
790109-DP-4.	ST JAMES PARISH LA SCH DIST NO 1			2	1.C FE	102,480	101,1250	101,125	100,000	101,133	0	(946)	0	0	4.000	3.000	MS	1,333	4,000	07/21/2023	03/01/2029
790109-ED-0.	ST JAMES PARISH LA SCH DIST NO 1			1	1.C FE	297,865	92,1630	304,138	330,000	302,101	0	4,237	0	0	2.000	4.920	MS	2,200	3,300	06/21/2024	03/01/2028
790178-TF-4.	ST JOHN BAPTIST PARISH LA			2	1.D FE	98,950	98,9180	98,918	100,000	98,985	0	35	0	0	3.000	3.340	MS	1,000	0	11/21/2024	03/01/2028
790178-UG-0.	ST JOHN BAPTIST PARISH LA				1.D FE	401,265	100,2560	375,960	375,000	376,711	0	(10,425)	0	0	5.000	2.170	MS	6,250	18,750	07/21/2022	03/01/2025
790178-UH-8.	ST JOHN BAPTIST PARISH LA				1.D FE	206,680	101,9460	193,697	190,000	195,607	0	(4,709)	0	0	5.000	2.410	MS	3,167	9,500	07/21/2022	03/01/2026
790229-PQ-5.	PARISH SCH BRD			2	1.C FE	294,059	99,7610	294,295	295,000	294,497	0	426	0	0	3.000	3.150	MS	2,950	8,850	12/20/2023	03/01/2026
790229-SK-5.	ST JOHN BAPTIST PARISH LA PARISH SCH BRD				1.F FE	235,316	101,5100	228,398	225,000	229,242	0	(3,529)	0	0	5.000	3.332	MS	3,750	11,250	03/15/2023	03/01/2026
790229-SL-3.	PARISH SCH BRD				1.F FE	1,032,301	102,5160	999,531	975,000	1,007,628	0	(14,335)	0	0	5.000	3.382	MS	16,250	48,750	03/15/2023	03/01/2027
792146-KS-0.	ST MARTIN PARISH LA				1.C FE	45,448	100,8480	45,382	45,000	45,397	0	(51)	0	0	4.000	3.220	MS	600	0	11/05/2024	03/01/2026
792146-KU-5.	ST MARTIN PARISH LA			2	1.C FE	189,270	104,7000	188,460	180,000	187,866	0	(1,404)	0	0	5.000	2.900	MS	3,000	4,500	08/07/2024	03/01/2028
792146-LG-5.	ST MARTIN PARISH LA				1.C FE	261,680	100,1030	250,258	250,000	250,766	0	(4,668)	0	0	4.000	2.100	MS	3,333	10,000	07/22/2022	03/01/2025
792146-LJ-9.	ST MARTIN PARISH LA				1.C FE	51,042	101,6440	50,822	50,000	50,976	0	(66)	0	0	4.000	3.060	MS	667	0	11/06/2024	03/01/2027
792163-RQ-2.	ST MARTIN PARISH LA SCH DIST PARISH WIDE			2	1.C FE	99,400	99,6620	99,662	100,000	99,421	0	21	0	0	3.250	3.444	MS	1,083	0	11/21/2024	03/01/2028
792163-UA-3.	ST MARTIN PARISH LA SCH DIST PARISH WIDE			2	1.C FE	47,039	93,7070	46,854	50,000	47,182	0	144	0	0	2.000	3.912	MS	333	0	10/30/2024	03/01/2028
792163-UV-7.	ST MARTIN PARISH LA SCH DIST PARISH WIDE			2	1.E FE	102,186	101,1480	101,148	100,000	100,974	0	(812)	0	0	4.000	3.140	MS	1,333	4,000	06/27/2023	03/01/2027

E104

ANNUAL STATEMENT FOR THE YEAR 2024 OF THE Louisiana Citizens Property Insurance Corporation

SCHEDULE D - PART 1

Showing All Long-Term **BONDS** Owned December 31 of Current Year

1	2	Codes			6 NAIC Designation , NAIC Designation Modifier and SVO Administrative Symbol	7 Actual Cost	Fair Value		10 Par Value	11 Book/ Adjusted Carrying Value	Change in Book / Adjusted Carrying Value				Interest					Dates	
		3	4	5			8	9			12	13	14	15	16	17	18	19	20	21	22
CUSIP Identification	Description	Code	F o r e i g n	Bond CHAR		Rate Used to Obtain Fair Value	Fair Value			Unrealized Valuation Increase/ (Decrease)	Current Year's (Amortization)/ Accretion	Current Year's Other Than Temporary Impairment Recognized	Total Foreign Exchange Change In B./A.C.V.	Rate of	Effective Rate of	When Paid	Admitted Amount Due & Accrued	Amount Rec. During Year	Acquired	Stated Contractual Maturity Date	
792163-VG-9.	ST MARTIN PARISH LA SCH DIST PARISH WIDE				1.C FE.	78,435	102,072	76,554	75,000	76,519	0	(1,265)	0	0	5.000	3.210	MS	1,250	3,750	06/16/2023	03/01/2026
792163-VH-7.	ST MARTIN PARISH LA SCH DIST PARISH WIDE				1.C FE.	479,063	103,9730	473,077	455,000	474,819	0	(3,883)	0	0	5.000	2.907	MS	7,583	12,500	08/12/2024	03/01/2027
792163-VZ-7.	ST MARTIN PARISH LA SCH DIST PARISH WIDE				1.C FE.	203,774	100,1000	200,200	200,000	200,321	0	(1,950)	0	0	4.000	3.000	MS	2,667	8,000	03/14/2023	03/01/2025
792163-WA-1.	ST MARTIN PARISH LA SCH DIST PARISH WIDE				1.C FE.	100,901	100,8940	100,894	100,000	100,576	0	(325)	0	0	4.000	3.490	MS	1,333	2,000	04/24/2024	03/01/2026
792163-XG-7.	ST MARTIN PARISH LA SCH DIST PARISH WIDE				1.C FE.	68,725	105,7340	68,727	65,000	68,232	0	(493)	0	0	5.000	3.330	MS	1,083	1,625	06/26/2024	03/01/2028
792384-BE-8.	SAINT MARY PARISH LA FIFTH WARD SPL SCH.			2	1.C FE.	506,426	100,0610	490,299	490,000	490,000	0	(1,274)	0	0	4.000	4.000	MS	6,533	19,600	12/20/2022	03/01/2025
79353P-HE-4.	ST TAMMANY PARISH LA HOSP SVC DIST NO 2				1.C FE.	80,209	100,2740	75,206	75,000	75,342	0	(2,085)	0	0	5.000	2.170	MS	1,250	3,750	08/16/2022	03/01/2025
79353P-HF-1.	ST TAMMANY PARISH LA HOSP SVC DIST NO 2				1.C FE.	59,566	102,0380	51,019	50,000	52,510	0	(2,147)	0	0	5.000	0.659	MS	833	2,500	09/03/2021	03/01/2026
793563-DN-4.	ST TAMMANY PARISH LA REC DIST NO 1				1.C FE.	129,493	100,2890	125,361	125,000	125,396	0	(2,393)	0	0	5.000	3.027	MS	2,083	8,767	03/09/2023	03/01/2025
793563-DP-9.	ST TAMMANY PARISH LA REC DIST NO 1				1.C FE.	253,927	101,9110	244,586	240,000	245,741	0	(4,779)	0	0	5.000	2.892	MS	4,000	16,833	03/16/2023	03/01/2026
793572-2W-7.	ST TAMMANY PARISH WIDE SCH DIST NO 12 LA				1.C FE.	666,816	102,1190	566,760	555,000	584,121	0	(24,962)	0	0	5.000	0.470	MS	9,250	27,750	08/18/2021	03/01/2026
793572-2Z-0.	ST TAMMANY PARISH WIDE SCH DIST NO 12 LA				1.C FE.	108,568	107,6060	107,606	100,000	108,217	0	(351)	0	0	5.000	2.890	MS	1,667	0	10/23/2024	03/01/2029
793572-3X-4.	ST TAMMANY PARISH WIDE SCH DIST NO 12 LA				1.C FE.	1,115,474	100,2730	1,012,757	1,010,000	1,015,983	0	(36,576)	0	0	5.000	1.341	MS	16,833	50,500	02/24/2022	03/01/2025
793572-4U-9.	ST TAMMANY PARISH WIDE SCH DIST NO 12 LA				1.C FE.	245,765	102,1190	245,086	240,000	245,330	0	(434)	0	0	5.000	3.040	MS	4,000	0	11/26/2024	03/01/2026
793572-A2-4.	ST TAMMANY PARISH WIDE SCH DIST NO 12 LA				1.C FE.	49,269	99,7610	49,881	50,000	49,533	0	264	0	0	3.000	3.830	MS	500	750	04/26/2024	03/01/2026
793572-D8-8.	ST TAMMANY PARISH WIDE SCH DIST NO 12 LA			2	1.C FE.	55,038	100,2930	50,147	50,000	50,281	0	(1,719)	0	0	5.000	1.520	MS	833	2,500	03/09/2022	03/01/2027
793572-K2-3.	ST TAMMANY PARISH WIDE SCH DIST NO 12 LA				1.C FE.	77,144	100,2730	75,205	75,000	75,213	0	(1,291)	0	0	5.000	3.231	MS	1,250	3,750	06/26/2023	03/01/2025
793572-M5-4.	ST TAMMANY PARISH WIDE SCH DIST NO 12 LA				1.C FE.	187,529	100,2730	180,491	180,000	180,534	0	(3,242)	0	0	5.000	3.150	MS	3,000	9,000	10/17/2022	03/01/2025
793572-M7-0.	ST TAMMANY PARISH WIDE SCH DIST NO 12 LA				1.C FE.	515,790	104,1010	515,300	495,000	511,478	0	(4,312)	0	0	5.000	3.390	MS	8,250	12,375	05/23/2024	03/01/2027
793572-Q7-6.	ST TAMMANY PARISH WIDE SCH DIST NO 12 LA				1.C FE.	53,046	100,2730	50,137	50,000	50,202	0	(1,229)	0	0	5.000	2.490	MS	833	2,500	08/22/2022	03/01/2025
793572-Q9-2.	ST TAMMANY PARISH WIDE SCH DIST NO 12 LA				1.C FE.	150,072	104,1010	145,741	140,000	146,059	0	(2,681)	0	0	5.000	2.920	MS	2,333	7,000	06/26/2023	03/01/2027
793572-ZZ-4.	ST TAMMANY PARISH WIDE SCH DIST NO 12 LA				1.C FE.	27,478	100,2730	25,068	25,000	25,137	0	(839)	0	0	5.000	1.600	MS	417	1,250	02/28/2022	03/01/2025
825434-5M-1.	SHREVEPORT LA				2.B FE.	526,655	104,8410	524,205	500,000	525,783	0	(872)	0	0	5.000	3.270	MS	8,333	0	11/20/2024	03/01/2028
825434-5V-1.	SHREVEPORT LA				2.B FE.	280,827	101,9000	280,225	275,000	280,569	0	(258)	0	0	5.000	3.204	MS	726	0	11/21/2024	03/01/2026
825434-5W-9.	SHREVEPORT LA				2.B FE.	312,120	103,5690	310,707	300,000	311,830	0	(290)	0	0	5.000	3.097	MS	792	0	11/21/2024	03/01/2027
825434-5X-7.	SHREVEPORT LA				2.B FE.	316,662	104,8410	314,523	300,000	316,392	0	(270)	0	0	5.000	3.168	MS	792	0	11/21/2024	03/01/2028
831355-PE-6.	SLIDELL LA				1.C FE.	74,857	100,1100	70,077	70,000	70,272	0	(1,659)	0	0	4.000	1.600	MS	933	2,800	03/09/2022	03/01/2025
881184-D5-1.	TERREBONNE PARISH LA TERREBONNE PARISH LA SCH BRD			2	1.C FE.	48,736	98,8220	49,411	50,000	49,025	0	289	0	0	3.000	3.950	MS	500	750	04/26/2024	03/01/2027
881254-AL-0.	LTD TAX REV TERREBONNE PARISH LA SCH BRD			2	1.D FE.	102,425	102,3630	102,363	100,000	102,233	0	(192)	0	0	5.000	3.030	MS	1,667	0	11/22/2024	03/01/2027
881254-AN-6.	LTD TAX REV VERNON PARISH LA SCH DIST NO 16 LEESVILL			2	1.D FE.	66,554	102,2470	66,461	65,000	66,458	0	(95)	0	0	5.000	3.020	MS	1,083	0	12/03/2024	03/01/2029
924580-FP-3.					1.C FE.	525,074	103,1280	520,796	505,000	524,625	0	(449)	0	0	4.000	3.000	MS	6,733	0	11/22/2024	03/01/2029

E105

ANNUAL STATEMENT FOR THE YEAR 2024 OF THE Louisiana Citizens Property Insurance Corporation

SCHEDULE D - PART 1

Showing All Long-Term **BONDS** Owned December 31 of Current Year

1	2	Codes			6 NAIC Designation , NAIC Designation Modifier and SVO Administrative Symbol	7 Actual Cost	Fair Value		10 Par Value	11 Book/ Adjusted Carrying Value	Change in Book / Adjusted Carrying Value				Interest					Dates	
		3 Code	4 F o r e i g n	5 Bond CHAR			8 Rate Used to Obtain Fair Value	9 Fair Value			12 Unrealized Valuation Increase/ (Decrease)	13 Current Year's (Amortization)/ Accretion	14 Current Year's Other Than Temporary Impairment Recognized	15 Total Foreign Exchange Change In B./A.C.V.	16 Rate of	17 Effective Rate of	18 When Paid	19 Admitted Amount Due & Accrued	20 Amount Rec. During Year	21 Acquired	22 Stated Contractual Maturity Date
948152-TB-9.	WEBSTER PARISH LA SCH DIST NO 6 MINDEN				1.C FE	187,157	100,2540	180,457	180,000	180,528	0	(3,206)	0	0	5.000	3.170	MS	3,000	9,000	11/21/2022	03/01/2025
951291-CJ-0.	WEST BATON ROUGE PARISH LA SCH DIST NO 3				1.C FE	128,164	100,2830	125,354	125,000	125,348	0	(2,091)	0	0	5.000	3.265	MS	2,083	6,250	01/17/2024	03/01/2025
951291-CK-7.	WEST BATON ROUGE PARISH LA SCH DIST NO 3				1.C FE	73,379	102,1420	71,499	70,000	71,507	0	(1,256)	0	0	5.000	3.100	MS	1,167	3,500	06/28/2023	03/01/2026
951291-DF-7.	WEST BATON ROUGE PARISH LA SCH DIST NO 3				1.C FE	29,958	102,1420	25,536	25,000	26,279	0	(1,095)	0	0	5.000	0.580	MS	417	1,250	08/10/2021	03/01/2026
988844-LP-9.	ZACHARY LA CMNTY SCH DIST NO 1			2	1.D FE	78,353	99,0360	79,229	80,000	78,674	0	320	0	0	3.000	3.805	MS	800	750	11/12/2024	03/01/2027
988844-MU-7.	ZACHARY LA CMNTY SCH DIST NO 1			2	1.D FE	74,959	102,3630	71,654	70,000	71,836	0	(1,538)	0	0	5.000	2.692	MS	1,167	3,500	12/07/2022	03/01/2027
0619999999	- Bonds - U.S. Political Subdivisions of States, Territories and Possessions (Direct and Guaranteed) - Issuer Obligations					51,663,366	XXX	50,736,165	50,000,000	50,821,356	0	(399,641)	0	0	XXX	XXX	XXX	559,428	1,442,063	XXX	XXX
Bonds - U.S. Political Subdivisions of States, Territories and Possessions (Direct and Guaranteed) - Residential Mortgage-Backed Securities																					
Bonds - U.S. Political Subdivisions of States, Territories and Possessions (Direct and Guaranteed) - Commercial Mortgage-Backed Securities																					
Bonds - U.S. Political Subdivisions of States, Territories and Possessions (Direct and Guaranteed) - Other Loan-Backed and Structured Securities																					
0709999999	- Bonds - U.S. Political Subdivisions of States, Territories and Possessions (Direct and Guaranteed) - Subtotals - U.S. Political Subdivisions of States, Territories and Possessions (Direct and Guaranteed)					51,663,366	XXX	50,736,165	50,000,000	50,821,356	0	(399,641)	0	0	XXX	XXX	XXX	559,428	1,442,063	XXX	XXX
Bonds - U.S. Special Revenue and Special Assessment Obligations and all Non-Guaranteed Obligations of Agencies and Authorities of Governments and Their Political Subdivisions - Issuer Obligations																					
015083-CH-9.	ALEXANDRIA LA SALES & USE TAX REV				1.C FE	198,375	101,0470	197,042	195,000	196,596	0	(1,779)	0	0	5.000	3.570	FA	4,063	4,875	04/26/2024	08/01/2025
015086-NJ-6.	ALEXANDRIA LA UTILS REV			1	1.C FE	282,648	99,0230	297,069	300,000	296,164	0	11,226	0	0	1.498	5.460	MN	749	4,494	10/12/2023	05/01/2025
043506-BQ-6.	ASCENSION PARISH LA REV				1.C FE	256,318	100,4540	256,158	255,000	255,627	0	(692)	0	0	4.000	3.571	FA	4,250	5,100	04/26/2024	08/01/2025
043506-BR-4.	ASCENSION PARISH LA REV				1.C FE	281,521	102,7550	272,301	265,000	274,724	0	(2,314)	0	0	5.000	2.614	FA	5,521	2,250	11/27/2024	08/01/2026
043506-BU-7.	ASCENSION PARISH LA REV			2	1.C FE	202,346	103,1440	201,131	195,000	201,535	0	(810)	0	0	5.000	2.820	FA	4,063	0	10/17/2024	08/01/2029
071268-DC-7.	BATON ROUGE LA PUB IMPT SALES TAX REV			2	1.C FE	91,940	101,3520	91,217	90,000	91,619	0	(321)	0	0	4.000	2.830	FA	1,500	0	09/03/2024	08/01/2028
071268-DD-5.	BATON ROUGE LA PUB IMPT SALES TAX REV			2	1.C FE	183,098	101,2240	182,203	180,000	182,796	0	(302)	0	0	4.000	2.988	FA	3,000	0	11/26/2024	08/01/2029
100210-RH-8.	BOSSIER CITY LA PUB IMPT SALES & USE TAX				1.D FE	313,923	103,4420	310,326	300,000	311,649	0	(2,274)	0	0	5.000	2.900	JD	1,250	7,500	08/09/2024	12/01/2026
100210-RK-1.	BOSSIER CITY LA PUB IMPT SALES & USE TAX			2	1.D FE	526,493	103,4400	522,372	505,000	524,608	0	(1,885)	0	0	5.000	2.900	JD	2,104	12,625	10/22/2024	12/01/2028
100210-RL-9.	BOSSIER CITY LA PUB IMPT SALES & USE TAX			2	1.D FE	109,071	103,4210	108,592	105,000	108,917	0	(154)	0	0	5.000	2.980	JD	438	0	12/03/2024	12/01/2029
100216-FZ-8.	BOSSIER CITY LA UTILS REV				1.C FE	249,462	94,5690	260,065	275,000	257,678	0	7,421	0	0	1.250	5.066	AO	859	2,469	04/12/2024	10/01/2026
100216-GA-2.	BOSSIER CITY LA UTILS REV				1.C FE	206,707	92,0150	216,235	235,000	213,500	0	6,189	0	0	1.500	5.113	AO	881	2,625	04/10/2024	10/01/2027
153136-CT-1.	CENTRAL CMNTY SCH SYS CENTRAL LA SALES T				1.D FE	134,910	103,3670	134,377	130,000	134,549	0	(361)	0	0	5.000	3.180	JJ	3,250	0	10/30/2024	01/01/2027
153136-DA-1.	CENTRAL CMNTY SCH SYS CENTRAL LA SALES T				1.D FE	103,524	100,0000	100,000	100,000	100,000	0	(1,771)	0	0	5.000	3.186	JJ	2,500	5,000	12/21/2022	01/01/2025
248266-AF-5.	DENHAM SPRINGS LA REV			2	1.C FE	601,451	99,3690	596,214	600,000	599,530	0	(507)	0	0	3.000	3.088	JD	1,500	18,000	12/20/2023	12/01/2025
248266-BJ-6.	DENHAM SPRINGS LA REV				1.C FE	159,248	99,3550	158,968	160,000	159,642	0	381	0	0	3.000	3.250	JD	400	4,800	12/15/2023	12/01/2025
270618-DV-0.	EAST BATON ROUGE LA SEW COMMN REV			1,2	1.D FE	2,741,435	99,9040	2,612,490	2,615,000	2,618,710	0	(43,773)	0	0	3.550	1.850	FA	38,680	92,833	02/22/2022	02/01/2027
270618-DX-6.	EAST BATON ROUGE LA SEW COMMN REV			1,2	1.D FE	74,170	99,9260	74,945	75,000	74,935	0	757	0	0	3.830	4.880	FA	1,197	2,873	12/26/2023	02/01/2029
270618-EF-4.	EAST BATON ROUGE LA SEW COMMN REV				1.D FE	292,425	100,1400	250,350	250,000	250,924	0	(10,945)	0	0	5.000	0.600	FA	5,208	12,500	03/02/2021	02/01/2025
270618-EH-0.	EAST BATON ROUGE LA SEW COMMN REV			2	1.D FE	32,747	100,1340	30,040	30,000	30,083	0	(976)	0	0	5.000	1.700	FA	625	1,500	03/21/2024	02/01/2027
270618-EJ-6.	EAST BATON ROUGE LA SEW COMMN REV			2	1.D FE	88,434	100,1340	80,107	80,000	80,246	0	(2,904)	0	0	5.000	1.330	FA	1,667	4,000	02/18/2022	02/01/2028

E106

ANNUAL STATEMENT FOR THE YEAR 2024 OF THE Louisiana Citizens Property Insurance Corporation

SCHEDULE D - PART 1

Showing All Long-Term BONDS Owned December 31 of Current Year

1	2	Codes			6 NAIC Designation , NAIC Designation Modifier and SVO Administrative Symbol	7 Actual Cost	Fair Value		10 Par Value	11 Book/ Adjusted Carrying Value	Change in Book / Adjusted Carrying Value				Interest					Dates	
		3 Code	4 F o r e i g n	5 Bond CHAR			8 Rate Used to Obtain Fair Value	9 Fair Value			12 Unrealized Valuation Increase/ (Decrease)	13 Current Year's (Amortization)/ Accretion	14 Current Year's Other Than Temporary Impairment Recognized	15 Total Foreign Exchange Change In B./A.C.V.	16 Rate of	17 Effective Rate of	18 When Paid	19 Admitted Amount Due & Accrued	20 Amount Rec. During Year	21 Acquired	22 Stated Contractual Maturity Date
270618-EN-7	EAST BATON ROUGE LA SEW COMM REV			2	1.D FE	118,775	100.1340	110,147	110,000	110,282	0	(3,325)	0	0	5.000	1.930	FA	2,292	5,500	08/22/2022	02/01/2032
270618-ER-8	EAST BATON ROUGE LA SEW COMM REV			2	1.D FE	107,099	100.0550	100,055	100,000	100,211	0	(2,489)	0	0	4.000	1.480	FA	1,667	4,000	03/09/2022	02/01/2039
270618-ES-6	EAST BATON ROUGE LA SEW COMM REV			2	1.D FE	1,205,966	100.1340	1,111,487	1,110,000	1,112,976	0	(35,139)	0	0	5.000	1.791	FA	23,125	55,500	07/05/2023	02/01/2039
270618-EY-3	EAST BATON ROUGE LA SEW COMM REV				1.D FE	47,921	100.1440	45,065	45,000	45,092	0	(1,088)	0	0	5.000	2.530	FA	938	2,250	05/03/2022	02/01/2025
270618-EZ-0	EAST BATON ROUGE LA SEW COMM REV				1.D FE	169,344	102.0600	168,399	165,000	168,088	0	(1,255)	0	0	5.000	3.227	FA	3,438	2,250	10/24/2024	02/01/2026
270618-FB-2	EAST BATON ROUGE LA SEW COMM REV				1.D FE	53,013	105.9280	52,964	50,000	52,503	0	(510)	0	0	5.000	3.280	FA	1,042	1,250	04/25/2024	02/01/2028
270618-FW-6	EAST BATON ROUGE LA SEW COMM REV				1.D FE	134,265	100.1440	125,180	125,000	125,274	0	(3,226)	0	0	5.000	2.373	FA	2,604	6,250	05/17/2022	02/01/2025
270618-FZ-9	EAST BATON ROUGE LA SEW COMM REV				1.D FE	53,227	105.9280	52,964	50,000	52,698	0	(529)	0	0	5.000	3.150	FA	1,042	1,250	05/07/2024	02/01/2028
270618-GE-5	EAST BATON ROUGE LA SEW COMM REV				1.D FE	670,345	102.0600	668,493	655,000	668,452	0	(1,892)	0	0	5.000	3.056	FA	13,646	0	11/22/2024	02/01/2026
270618-GN-5	EAST BATON ROUGE LA SEW COMM REV			1	1.D FE	680,172	93.8330	680,289	725,000	682,670	0	2,498	0	0	1.347	4.307	FA	4,069	0	11/25/2024	02/01/2027
270618-HB-0	EAST BATON ROUGE LA SEW COMM REV				1.D FE	27,463	100.1440	25,036	25,000	25,073	0	(856)	0	0	5.000	1.530	FA	521	1,250	02/28/2022	02/01/2025
270618-HE-4	EAST BATON ROUGE PARISH LA REV				1.D FE	53,001	105.9280	52,964	50,000	52,488	0	(513)	0	0	5.000	3.290	FA	1,042	1,250	04/25/2024	02/01/2028
270764-EJ-8	EAST BATON ROUGE PARISH LA SALES TAX REV				1.C FE	256,975	101.0360	247,538	245,000	248,090	0	(4,653)	0	0	5.000	2.806	FA	5,104	8,500	03/11/2024	08/01/2025
270764-EK-5	EAST BATON ROUGE PARISH LA SALES TAX REV			2	1.C FE	625,265	101.0060	570,684	565,000	575,450	0	(16,641)	0	0	5.000	1.801	FA	11,771	24,250	11/12/2024	08/01/2026
270764-EM-1	EAST BATON ROUGE PARISH LA SALES TAX REV			2	1.C FE	172,538	100.8780	171,493	170,000	171,336	0	(1,202)	0	0	5.000	3.627	FA	3,542	4,250	06/14/2024	08/01/2028
270764-EU-3	EAST BATON ROUGE PARISH LA SALES TAX REV				1.C FE	1,356,329	101.0650	1,263,313	1,250,000	1,269,697	0	(33,152)	0	0	5.000	2.268	FA	26,042	62,500	02/22/2023	08/01/2025
270764-EV-1	EAST BATON ROUGE PARISH LA SALES TAX REV				1.C FE	637,404	102.9110	622,612	605,000	624,145	0	(6,778)	0	0	5.000	2.939	FA	12,604	13,750	10/31/2024	08/01/2026
270773-AG-9	EAST BATON ROUGE PARISH LA CAP IMPTS DIS				1.C FE	352,418	103.0670	340,121	330,000	343,539	0	(3,596)	0	0	5.000	2.342	FA	6,875	2,500	10/09/2024	08/01/2026
270773-AZ-7	EAST BATON ROUGE PARISH LA CAP IMPTS DIS				1.C FE	520,090	103.0670	515,335	500,000	518,147	0	(1,943)	0	0	5.000	2.645	FA	4,306	0	10/09/2024	08/01/2026
270773-BA-1	EAST BATON ROUGE PARISH LA CAP IMPTS DIS				1.C FE	372,855	105.1380	367,983	350,000	371,463	0	(1,392)	0	0	5.000	2.533	FA	3,014	0	10/09/2024	08/01/2027
270773-BB-9	EAST BATON ROUGE PARISH LA CAP IMPTS DIS				1.C FE	298,870	106.9500	294,113	275,000	297,817	0	(1,053)	0	0	5.000	2.562	FA	2,368	0	10/09/2024	08/01/2028
299023-AD-3	EVANGELINE LAW ENFORCEMENT DISTRICT				1.C FE	202,588	103.7200	197,068	190,000	197,927	0	(3,111)	0	0	5.000	3.191	JD	792	9,500	06/26/2023	06/01/2027
474176-KT-0	JEFFERSON LA SALES TAX DIST SPL SALES TA				1.C FE	403,525	101.5770	396,150	390,000	395,723	0	(4,602)	0	0	5.000	3.356	JD	1,625	19,500	04/29/2024	12/01/2025
474176-KU-7	JEFFERSON LA SALES TAX DIST SPL SALES TA				1.C FE	377,528	103.3100	366,751	355,000	368,424	0	(4,915)	0	0	5.000	2.953	JD	1,479	14,000	10/24/2024	12/01/2026
474176-KW-3	JEFFERSON LA SALES TAX DIST SPL SALES TA				1.C FE	539,695	104.9360	524,680	500,000	526,560	0	(8,586)	0	0	5.000	3.080	JD	2,083	25,000	06/14/2023	12/01/2027
474176-KX-1	JEFFERSON LA SALES TAX DIST CONSOLIDATED SEWERAGE				1.C FE	176,786	106.4700	175,676	165,000	175,495	0	(1,291)	0	0	5.000	3.256	JD	688	4,125	06/24/2024	12/01/2028
474481-AC-2	DISTRICT NO 1 CONSOLIDATED SEWERAGE				1.E FE	751,695	100.0480	725,348	725,000	725,902	0	(10,634)	0	0	4.000	2.506	FA	12,083	29,000	06/28/2023	02/01/2025
474481-AD-0	DISTRICT NO 1				1.E FE	337,593	100.8360	337,801	335,000	336,587	0	(1,006)	0	0	4.000	3.551	FA	5,583	6,700	04/10/2024	02/01/2026

E107

ANNUAL STATEMENT FOR THE YEAR 2024 OF THE Louisiana Citizens Property Insurance Corporation

SCHEDULE D - PART 1

Showing All Long-Term BONDS Owned December 31 of Current Year

1	2	Codes			6 NAIC Designation , NAIC Designation Modifier and SVO Administrative Symbol	7 Actual Cost	Fair Value		10 Par Value	11 Book/ Adjusted Carrying Value	Change in Book / Adjusted Carrying Value				Interest					Dates	
		3	4	5			8	9			12	13	14	15	16	17	18	19	20	21	22
CUSIP Identification	Description	Code	F o r e i g n	Bond CHAR		Rate Used to Obtain Fair Value	Fair Value			Unrealized Valuation Increase/ (Decrease)	Current Year's (Amortization)/ Accretion	Current Year's Other Than Temporary Impairment Recognized	Total Foreign Exchange Change In B./A.C.V.	Rate of	Effective Rate of	When Paid	Admitted Amount Due & Accrued	Amount Rec. During Year	Acquired	Stated Contractual Maturity Date	
474502-ED-9.	JEFFERSON PARISH LA CONS WTRWKS DIST NO.				1.D FE.	1,336,150	100.0540	1,250,675	1,250,000	1,252,601	0	(30,721)	0	4.000	1.511	FA	20,833	50,000	03/09/2022	02/01/2025	
474502-EE-7.	JEFFERSON PARISH LA CONS WTRWKS DIST NO.				1.D FE.	303,300	100.9210	297,717	295,000	298,221	0	(2,449)	0	4.000	2.968	FA	4,917	8,200	10/18/2024	02/01/2026	
474502-EG-2.	JEFFERSON PARISH LA CONS WTRWKS DIST NO.				1.D FE.	102,829	102.4420	102,442	100,000	102,331	0	(498)	0	4.000	3.200	FA	1,667	2,000	04/15/2024	02/01/2028	
474502-EH-0.	JEFFERSON PARISH LA CONS WTRWKS DIST NO.				1.D FE.	36,290	102.9230	36,023	35,000	36,252	0	(37)	0	4.000	3.061	FA	583	0	11/12/2024	02/01/2029	
474750-VG-8.	JEFFERSON PARISH LA SCH BRD SALES & USE			2	1.C FE.	109,160	100.1300	100,130	100,000	100,274	0	(3,233)	0	5.000	1.720	FA	2,083	5,000	03/14/2022	02/01/2025	
474750-VH-6.	JEFFERSON PARISH LA SCH BRD SALES & USE			2	1.C FE.	687,161	100.1560	681,061	680,000	680,958	0	(4,929)	0	5.000	3.283	FA	14,167	11,250	11/14/2024	02/01/2026	
474750-VJ-2.	JEFFERSON PARISH LA SCH BRD SALES & USE			2	1.C FE.	150,121	100.1700	145,247	145,000	145,233	0	(2,740)	0	5.000	3.063	FA	3,021	7,250	08/04/2023	02/01/2027	
48944E-DS-3.	KENNER LA SALES TAX REV.				1.C FE.	49,497	90.2240	49,623	55,000	49,684	0	188	0	2.071	4.510	JD	95	570	10/29/2024	06/01/2029	
50646P-CU-1.	LAFAYETTE LA COMMUNICATIONS SYS REV.				1.F FE.	227,045	100.6530	226,469	225,000	226,647	0	(399)	0	4.000	3.101	MN	1,500	4,500	10/17/2024	11/01/2025	
506479-JZ-8.	LAFAYETTE LA PUB PWR AUTH ELEC REV.				1.E FE.	41,534	101.5060	35,527	35,000	36,302	0	(1,560)	0	5.000	0.510	MN	292	1,750	08/12/2021	11/01/2025	
506479-KA-1.	LAFAYETTE LA PUB PWR AUTH ELEC REV.			2	1.E FE.	40,639	101.4860	40,594	40,000	40,532	0	(107)	0	5.000	3.362	MN	333	1,000	10/30/2024	11/01/2026	
506485-AP-6.	LAFAYETTE LA PUB IMPT SALES TAX			2	1.C FE.	50,058	100.0000	50,000	50,000	50,000	0	0	0	3.500	3.500	MS	583	1,750	05/19/2022	03/01/2025	
506485-BG-5.	LAFAYETTE LA PUB IMPT SALES TAX			2	1.C FE.	49,890	100.0220	50,011	50,000	49,926	0	36	0	3.625	3.741	MN	302	1,813	04/26/2024	05/01/2026	
506485-CN-9.	LAFAYETTE LA PUB IMPT SALES TAX			2	1.C FE.	99,115	98.1950	98,195	100,000	99,154	0	39	0	3.000	3.380	MN	500	0	11/21/2024	05/01/2027	
506485-DB-4.	LAFAYETTE LA PUB IMPT SALES TAX			2	1.C FE.	26,429	100.0080	25,002	25,000	25,000	0	0	0	4.000	4.000	MS	333	1,000	08/11/2021	03/01/2025	
506485-DZ-1.	LAFAYETTE LA PUB IMPT SALES TAX			2	1.C FE.	132,727	98.5560	133,051	135,000	133,133	0	407	0	3.125	3.750	MN	703	2,109	06/20/2024	05/01/2027	
506485-EA-5.	LAFAYETTE LA PUB IMPT SALES TAX			2	1.C FE.	142,277	99.0480	143,620	145,000	142,633	0	356	0	3.125	3.650	MN	755	2,266	06/20/2024	05/01/2028	
506485-GG-0.	LAFAYETTE LA PUB IMPT SALES TAX				1.C FE.	207,204	100.8590	206,761	205,000	206,949	0	(255)	0	4.000	3.159	MS	2,733	0	11/12/2024	03/01/2026	
506485-GH-8.	LAFAYETTE LA PUB IMPT SALES TAX			2	1.C FE.	173,231	100.9120	171,550	170,000	171,751	0	(932)	0	4.000	3.090	MS	2,267	3,800	12/26/2024	03/01/2027	
506485-GV-7.	LAFAYETTE LA PUB IMPT SALES TAX				1.C FE.	154,283	100.2440	140,342	140,000	140,792	0	(4,841)	0	5.000	1.501	MS	2,333	7,000	03/04/2022	03/01/2025	
506485-HK-0.	LAFAYETTE LA PUB IMPT SALES TAX				1.C FE.	132,308	100.2440	125,305	125,000	125,493	0	(2,998)	0	5.000	2.550	MS	2,083	6,250	09/07/2022	03/01/2025	
506485-HP-9.	LAFAYETTE LA PUB IMPT SALES TAX				1.C FE.	72,922	102.7370	71,916	70,000	72,858	0	(64)	0	4.000	2.950	MS	933	0	11/25/2024	03/01/2029	
506485-JA-0.	LAFAYETTE LA PUB IMPT SALES TAX				1.C FE.	93,398	100.5100	90,459	90,000	90,573	0	(1,700)	0	5.000	3.050	MN	750	4,500	04/25/2023	05/01/2025	
506485-JB-8.	LAFAYETTE LA PUB IMPT SALES TAX				1.C FE.	489,492	102.2880	475,639	465,000	477,042	0	(8,749)	0	5.000	3.000	MN	3,875	23,250	07/24/2023	05/01/2026	
506485-JQ-5.	LAFAYETTE LA PUB IMPT SALES TAX				1.C FE.	116,925	100.5100	100,510	100,000	101,495	0	(4,501)	0	5.000	0.480	MN	833	5,000	07/15/2021	05/01/2025	
506485-JT-9.	LAFAYETTE LA PUB IMPT SALES TAX				1.C FE.	133,731	105.6860	132,108	125,000	132,257	0	(1,474)	0	5.000	3.150	MN	1,042	6,250	04/10/2024	05/01/2028	
506485-KL-4.	LAFAYETTE LA PUB IMPT SALES TAX				1.C FE.	53,014	100.2440	50,122	50,000	50,201	0	(1,224)	0	5.000	2.500	MS	833	2,500	08/26/2022	03/01/2025	
506485-MV-0.	LAFAYETTE LA PUB IMPT SALES TAX				1.C FE.	205,730	101.9920	203,984	200,000	203,672	0	(2,058)	0	5.000	3.376	MS	3,333	3,306	04/11/2024	03/01/2026	
506485-MW-8.	LAFAYETTE LA PUB IMPT SALES TAX				1.C FE.	209,438	103.8240	207,648	200,000	207,279	0	(2,159)	0	5.000	3.243	MS	3,333	3,306	04/11/2024	03/01/2027	

E108

ANNUAL STATEMENT FOR THE YEAR 2024 OF THE Louisiana Citizens Property Insurance Corporation

SCHEDULE D - PART 1

Showing All Long-Term BONDS Owned December 31 of Current Year

1 CUSIP Identification	2 Description	Codes			6 NAIC Designation, NAIC Designation Modifier and SVO Administrative Symbol	7 Actual Cost	Fair Value		10 Par Value	11 Book/ Adjusted Carrying Value	Change in Book / Adjusted Carrying Value				Interest					Dates	
		3 Code	4 F o r e i g n	5 Bond CHAR			8 Rate Used to Obtain Fair Value	9 Fair Value			12 Unrealized Valuation Increase/ (Decrease)	13 Current Year's (Amortization)/ Accretion	14 Current Year's Other Than Temporary Impairment Recognized	15 Total Foreign Exchange Change In B./A.C.V.	16 Rate of	17 Effective Rate of	18 When Paid	19 Admitted Amount Due & Accrued	20 Amount Rec. During Year	21 Acquired	22 Stated Contractual Maturity Date
506485-MX-6.	LAFAYETTE LA PUB IMPT SALES TAX				1.C FE	266,835	105,4250	263,563	250,000	264,030	0	(2,805)	0	0	5.000	3.122	MS	4,167	4,132	04/11/2024	03/01/2028
506485-NR-8.	LAFAYETTE LA PUB IMPT SALES TAX				1.C FE	233,328	100,5100	231,173	230,000	231,116	0	(2,212)	0	0	5.000	3.511	MN	1,917	5,718	04/11/2024	05/01/2025
506485-NS-6.	LAFAYETTE LA PUB IMPT SALES TAX				1.C FE	366,083	102,2880	363,122	355,000	362,465	0	(3,618)	0	0	5.000	3.371	MN	2,958	8,826	04/11/2024	05/01/2026
506485-NT-4.	LAFAYETTE LA PUB IMPT SALES TAX				1.C FE	183,831	104,0930	182,163	175,000	181,939	0	(1,892)	0	0	5.000	3.220	MN	1,458	4,351	04/11/2024	05/01/2027
506485-NU-1.	LAFAYETTE LA PUB IMPT SALES TAX				1.C FE	160,578	105,6860	158,529	150,000	158,903	0	(1,675)	0	0	5.000	3.110	MN	1,250	3,729	04/11/2024	05/01/2028
506485-PP-0.	LAFAYETTE LA PUB IMPT SALES TAX				1.C FE	204,708	101,9920	203,984	200,000	204,498	0	(210)	0	0	5.000	2.988	MS	306	0	12/10/2024	03/01/2026
506485-PQ-8.	LAFAYETTE LA PUB IMPT SALES TAX				1.C FE	209,042	103,8240	207,648	200,000	208,907	0	(135)	0	0	5.000	2.864	MS	306	0	12/06/2024	03/01/2027
506485-PR-6.	LAFAYETTE LA PUB IMPT SALES TAX				1.C FE	372,603	105,4250	368,988	350,000	372,375	0	(228)	0	0	5.000	2.873	MS	535	0	12/06/2024	03/01/2028
506498-B3-7.	LAFAYETTE LA UTILS REV				1.E FE	815,190	93,0010	846,309	910,000	836,920	0	19,236	0	0	2.000	5.081	MN	3,033	16,750	09/11/2024	11/01/2027
506498-ZA-5.	LAFAYETTE LA UTILS REV			2	1.E FE	321,717	104,3710	318,332	305,000	321,350	0	(367)	0	0	5.000	3.009	MN	2,542	0	12/20/2024	11/01/2029
506498-ZN-7.	LAFAYETTE LA UTILS REV				1.E FE	110,072	101,4650	106,538	105,000	106,615	0	(1,892)	0	0	5.000	3.110	MN	875	5,250	02/22/2023	11/01/2025
506498-ZR-8.	LAFAYETTE LA UTILS REV				1.E FE	81,370	106,8660	80,150	75,000	80,897	0	(473)	0	0	5.000	2.820	MN	625	1,875	09/03/2024	11/01/2028
506624-QD-0.	LAFAYETTE PARISH LA SCH BRD SALES TAX RE				1.B FE	106,933	100,4420	100,442	100,000	100,608	0	(2,432)	0	0	5.000	2.510	A0	1,250	5,000	05/03/2022	04/01/2025
506624-QE-8.	LAFAYETTE PARISH LA SCH BRD SALES TAX RE				1.B FE	150,464	102,3980	127,998	125,000	131,936	0	(5,536)	0	0	5.000	0.530	A0	1,563	6,250	08/16/2021	04/01/2026
506624-QF-5.	LAFAYETTE PARISH LA SCH BRD SALES TAX RE				1.B FE	99,690	104,4570	99,234	95,000	98,636	0	(1,054)	0	0	5.000	3.220	A0	1,188	2,375	04/24/2024	04/01/2027
506624-TW-5.	LAFAYETTE PARISH LA SCH BRD SALES TAX RE				1.B FE	165,411	102,3980	163,837	160,000	163,221	0	(1,816)	0	0	5.000	3.337	A0	2,000	5,250	11/18/2024	04/01/2026
538799-BP-1.	LIVINGSTON PARISH LA SCH BRD SALES USE T				1.C FE	665,861	100,1810	651,177	650,000	652,265	0	(6,451)	0	0	4.000	2.934	MN	4,333	26,000	04/24/2024	05/01/2025
538799-BQ-9.	LIVINGSTON PARISH LA SCH BRD SALES USE T				1.C FE	164,059	101,0750	161,720	160,000	161,759	0	(1,275)	0	0	4.000	3.150	MN	1,067	6,400	02/28/2023	05/01/2026
538858-BH-3.	LIVINGSTON PARISH LA SWR DIST REV				1.C FE	98,708	99,3430	99,343	100,000	99,379	0	516	0	0	3.000	3.550	MS	1,000	3,000	09/07/2023	03/01/2026
538858-BJ-9.	LIVINGSTON PARISH LA SWR DIST REV				1.C FE	62,707	101,7280	61,037	60,000	61,437	0	(636)	0	0	4.000	2.850	MS	800	2,400	12/19/2022	03/01/2027
546275-AD-0.	LOUISIANA LOCAL GOVERNMENT ENVIRONMENTAL			2	1.E FE	1,064,665	104,0420	1,061,228	1,020,000	1,056,274	0	(8,391)	0	0	5.000	3.566	FA	19,267	24,500	09/25/2024	08/15/2028
546275-AE-8.	LOUISIANA LOCAL GOVERNMENT ENVIRONMENTAL			2	1.E FE	281,593	103,7760	280,195	270,000	281,015	0	(578)	0	0	5.000	3.361	FA	5,100	0	11/26/2024	08/15/2029
54627D-DN-8.	LOUISIANA HSG CORP SINGLE FAMILY MTG REV				1.A FE	34,109	98,1120	34,339	35,000	34,687	0	332	0	0	2.250	3.250	JD	66	788	03/24/2023	12/01/2025
54627D-DX-6.	LOUISIANA HSG CORP SINGLE FAMILY MTG REV				1.A FE	242,171	96,4220	245,876	255,000	245,935	0	2,890	0	0	2.500	3.800	JD	531	6,375	09/07/2023	12/01/2027
54627D-DZ-1.	LOUISIANA HSG CORP SINGLE FAMILY MTG REV			2	1.A FE	86,495	94,3930	84,954	90,000	86,586	0	90	0	0	2.650	3.700	JD	199	1,193	11/21/2024	12/01/2028
54627D-FX-4.	LOUISIANA HSG CORP SINGLE FAMILY MTG REV				1.A FE	77,644	91,7010	77,946	85,000	79,424	0	1,780	0	0	0.950	3.820	JD	67	808	03/05/2024	06/01/2027
54627D-FY-2.	LOUISIANA HSG CORP SINGLE FAMILY MTG REV				1.A FE	294,029	90,5810	298,917	330,000	300,023	0	5,973	0	0	1.050	4.406	JD	289	2,100	06/18/2024	12/01/2027
54627D-NP-2.	LOUISIANA HSG CORP SINGLE FAMILY MTG REV				1.A FE	234,796	100,0530	235,125	235,000	234,947	0	124	0	0	3.450	3.505	JD	676	8,108	09/07/2023	06/01/2025
54627D-NQ-0.	LOUISIANA HSG CORP SINGLE FAMILY MTG REV				1.A FE	239,736	100,1450	240,348	240,000	239,885	0	122	0	0	3.450	3.504	JD	690	8,280	09/07/2023	12/01/2025
54627D-NS-6.	LOUISIANA HSG CORP SINGLE FAMILY MTG REV				1.A FE	254,834	100,2640	255,673	255,000	254,893	0	53	0	0	3.500	3.523	JD	744	8,925	09/07/2023	12/01/2026

E10.9

ANNUAL STATEMENT FOR THE YEAR 2024 OF THE Louisiana Citizens Property Insurance Corporation

SCHEDULE D - PART 1

Showing All Long-Term **BONDS** Owned December 31 of Current Year

1	2	Codes			6 NAIC Designation , NAIC Designation Modifier and SVO Administrative Symbol	7 Actual Cost	Fair Value		10 Par Value	11 Book/ Adjusted Carrying Value	Change in Book / Adjusted Carrying Value				Interest					Dates	
		3 Code	4 F o r e i g n	5 Bond CHAR			8 Rate Used to Obtain Fair Value	9 Fair Value			12 Unrealized Valuation Increase/ (Decrease)	13 Current Year's (Amortization)/ Accretion	14 Current Year's Other Than Temporary Impairment Recognized	15 Total Foreign Exchange Change In B./A.C.V.	16 Rate of	17 Effective Rate of	18 When Paid	19 Admitted Amount Due & Accrued	20 Amount Rec. During Year	21 Acquired	22 Stated Contractual Maturity Date
54627D-QD-6.	LOUISIANA HSG CORP SINGLE FAMILY MTG REV				1.A FE	125,000	100.6070	125,759	125,000	125,000	0	0	0	0	5.020	5.014	JD	523	3,887	03/15/2024	12/01/2025
54627D-QE-4.	LOUISIANA HSG CORP SINGLE FAMILY MTG REV				1.A FE	125,000	100.7940	125,993	125,000	125,000	0	0	0	0	4.970	4.966	JD	518	3,848	03/15/2024	06/01/2026
54627D-QF-1.	LOUISIANA HSG CORP SINGLE FAMILY MTG REV				1.A FE	150,000	100.9540	151,431	150,000	150,000	0	0	0	0	4.970	4.966	JD	621	4,618	03/15/2024	12/01/2026
54627D-QG-9.	LOUISIANA HSG CORP SINGLE FAMILY MTG REV				1.A FE	200,000	100.7230	201,446	200,000	200,000	0	0	0	0	4.820	4.817	JD	803	5,971	03/15/2024	06/01/2027
54627D-QH-7.	LOUISIANA HSG CORP SINGLE FAMILY MTG REV				1.A FE	175,000	100.8470	176,482	175,000	175,000	0	0	0	0	4.870	4.867	JD	710	5,279	03/15/2024	12/01/2027
54627D-RJ-2.	LOUISIANA HSG CORP SINGLE FAMILY MTG REV				1.A FE	120,000	100.9810	121,177	120,000	120,000	0	0	0	0	4.985	4.988	JD	499	2,243	07/11/2024	12/01/2026
54627D-RK-9.	LOUISIANA HSG CORP SINGLE FAMILY MTG REV				1.A FE	375,000	100.7840	377,940	375,000	375,000	0	0	0	0	4.847	4.849	JD	1,515	6,816	07/11/2024	06/01/2027
54627D-RL-7.	LOUISIANA HSG CORP SINGLE FAMILY MTG REV				1.A FE	385,000	100.7840	388,018	385,000	385,000	0	0	0	0	4.847	4.849	JD	1,555	6,998	07/11/2024	12/01/2027
54627D-RM-5.	LOUISIANA HSG CORP SINGLE FAMILY MTG REV				1.A FE	200,000	100.6060	201,212	200,000	200,000	0	0	0	0	4.793	4.794	JD	799	3,595	07/11/2024	06/01/2028
54627D-RN-3.	LOUISIANA HSG CORP SINGLE FAMILY MTG REV				1.A FE	200,000	100.5340	201,068	200,000	200,000	0	0	0	0	4.793	4.794	JD	799	3,595	07/11/2024	12/01/2028
54627D-SD-4.	LOUISIANA HSG CORP SINGLE FAMILY MTG REV				1.A FE	100,000	100.7840	100,784	100,000	100,000	0	0	0	0	4.847	4.849	JD	404	1,818	07/11/2024	06/01/2027
54627D-SE-2.	LOUISIANA HSG CORP SINGLE FAMILY MTG REV				1.A FE	100,000	100.7840	100,784	100,000	100,000	0	0	0	0	4.847	4.849	JD	404	1,818	07/11/2024	12/01/2027
546282-2D-5.	LOUISIANA LOC GOVT ENVIRONMENTAL FACS &				1.C FE	159,368	99.6380	154,439	155,000	155,964	0	(1,433)	0	0	3.000	2.050	MS	1,550	4,650	08/01/2022	09/01/2025
546282-2T-0.	LOUISIANA LOC GOVT ENVIRONMENTAL FACS &			2	1.E FE	1,265,751	101.3430	1,231,317	1,215,000	1,231,676	0	(21,779)	0	0	5.000	3.125	AO	15,188	60,750	06/27/2023	10/01/2026
546282-3M-4.	LOUISIANA LOC GOVT ENVIRONMENTAL FACS &				1.C FE	42,740	100.4080	40,163	40,000	40,238	0	(950)	0	0	5.000	2.567	AO	500	2,000	04/20/2022	04/01/2025
546282-3N-2.	LOUISIANA LOC GOVT ENVIRONMENTAL FACS &				1.C FE	268,151	102.1650	260,521	255,000	261,134	0	(4,057)	0	0	5.000	3.018	AO	3,188	9,375	11/07/2024	04/01/2026
546282-3P-7.	LOUISIANA LOC GOVT ENVIRONMENTAL FACS &			2	1.C FE	153,828	102.5960	153,894	150,000	153,421	0	(407)	0	0	5.000	3.121	AO	1,875	0	11/06/2024	04/01/2027
546282-3V-4.	LOUISIANA LOC GOVT ENVIRONMENTAL FACS &				1.C FE	382,356	101.5530	380,824	375,000	381,032	0	(1,062)	0	0	5.000	4.079	MN	3,125	10,625	10/22/2024	11/01/2026
546282-7S-7.	LOUISIANA LOC GOVT ENVIRONMENTAL FACS &				1.C FE	196,004	102.3160	194,400	190,000	195,246	0	(758)	0	0	5.000	2.871	MN	1,583	4,750	10/18/2024	05/01/2026
546282-8E-7.	LOUISIANA LOC GOVT ENVIRONMENTAL FACS &			2	1.E FE	2,520,816	104.5690	2,509,656	2,400,000	2,497,827	0	(22,989)	0	0	5.000	3.340	FA	50,000	60,000	05/07/2024	08/01/2028
546282-F9-0.	LOUISIANA LOC GOVT ENVIRONMENTAL FACS &				1.C FE	204,198	101.5900	203,180	200,000	202,304	0	(1,894)	0	0	5.000	3.580	MN	1,667	10,000	04/18/2024	11/01/2025
546282-G5-7.	LOUISIANA LOC GOVT ENVIRONMENTAL FACS &			2	1.C FE	78,029	101.6040	76,203	75,000	76,135	0	(1,329)	0	0	5.000	3.140	MN	625	3,750	07/20/2023	11/01/2027
546282-JN-5.	LOUISIANA LOC GOVT ENVIRONMENTAL FACS &			1	1.E FE	384,000	100.7070	377,651	375,000	379,722	0	(4,278)	0	0	6.080	4.720	MJSD	1,013	22,800	02/05/2024	12/15/2025
546282-K4-5.	LOUISIANA LOC GOVT ENVIRONMENTAL FACS &			2	1.C FE	172,316	101.1630	151,745	150,000	153,543	0	(6,027)	0	0	5.000	0.935	FA	3,125	7,500	08/04/2022	08/01/2026
546282-K6-0.	LOUISIANA LOC GOVT ENVIRONMENTAL FACS &			2	1.C FE	183,518	101.1080	181,994	180,000	182,323	0	(1,195)	0	0	5.000	2.756	FA	3,750	0	09/10/2024	08/01/2028
546282-K7-8.	LOUISIANA LOC GOVT ENVIRONMENTAL FACS &			2	1.C FE	202,840	100.9010	201,802	200,000	202,119	0	(721)	0	0	5.000	3.151	FA	4,167	0	10/17/2024	08/01/2029
546282-L9-3.	LOUISIANA LOC GOVT ENVIRONMENTAL FACS &				1.C FE	51,010	101.4870	50,744	50,000	50,669	0	(341)	0	0	5.000	3.500	JD	208	1,250	07/08/2024	12/01/2025
546282-M2-7.	LOUISIANA LOC GOVT ENVIRONMENTAL FACS &			2	1.C FE	923,367	101.6680	899,762	885,000	900,480	0	(15,951)	0	0	5.000	3.046	JD	3,688	43,375	09/25/2024	12/01/2026

E10.10

ANNUAL STATEMENT FOR THE YEAR 2024 OF THE Louisiana Citizens Property Insurance Corporation

SCHEDULE D - PART 1

Showing All Long-Term **BONDS** Owned December 31 of Current Year

1 CUSIP Identification	2 Description	Codes			6 NAIC Designation, NAIC Designation Modifier and SVO Administrative Symbol	7 Actual Cost	Fair Value		10 Par Value	11 Book/ Adjusted Carrying Value	Change in Book / Adjusted Carrying Value				Interest					Dates	
		3 Code	4 F o r e i g n	5 Bond CHAR			8 Rate Used to Obtain Fair Value	9 Fair Value			12 Unrealized Valuation Increase/ (Decrease)	13 Current Year's (Amortization)/ Accretion	14 Current Year's Other Than Temporary Impairment Recognized	15 Total Foreign Exchange Change In B./A.C.V.	16 Rate of	17 Effective Rate of	18 When Paid	19 Admitted Amount Due & Accrued	20 Amount Rec. During Year	21 Acquired	22 Stated Contractual Maturity Date
546282-T4-6.	LOUISIANA LOC GOVT ENVIRONMENTAL FACS & LOUISIANA LOC GOVT				1.C FE.	54,800	101,5900	50,795	50,000	51,263	0	(1,496)	0	0	5.000	1.920	MN	417	2,500	08/04/2022	11/01/2025
546282-TW-4.	LOUISIANA LOC GOVT ENVIRONMENTAL FACS & LOUISIANA LOC GOVT			2	1.C FE.	318,742	100,1470	295,434	295,000	295,000	0	0	0	0	5.000	5.000	MN	2,458	14,750	03/26/2020	11/01/2025
546282-UP-7.	LOUISIANA LOC GOVT ENVIRONMENTAL FACS & LOUISIANA LOC GOVT			2	1.D FE.	196,930	100,0570	195,111	195,000	194,790	0	191	0	0	4.000	4.121	JD	650	6,300	10/31/2024	12/01/2025
546282-U0-5.	LOUISIANA LOC GOVT ENVIRONMENTAL FACS & LOUISIANA LOC GOVT			2	1.D FE.	345,602	97,9150	347,598	355,000	347,625	0	1,654	0	0	3.000	3.759	JD	888	9,075	10/25/2024	12/01/2027
546282-V9-2.	LOUISIANA LOC GOVT ENVIRONMENTAL FACS & LOUISIANA LOC GOVT				1.C FE.	77,076	101,3830	76,037	75,000	76,061	0	(1,016)	0	0	5.000	3.261	MN	625	3,750	03/05/2024	11/01/2025
54628C-2L-5.	LOUISIANA LOC GOVT ENVIRONMENTAL FACS & LOUISIANA LOC GOVT				1.C FE.	211,748	104,9360	209,872	200,000	211,538	0	(210)	0	0	5.000	2.921	JD	528	0	12/04/2024	12/01/2027
54628C-2M-3.	LOUISIANA LOC GOVT ENVIRONMENTAL FACS & LOUISIANA LOC GOVT				1.C FE.	150,675	106,4320	149,005	140,000	150,535	0	(140)	0	0	5.000	2.951	JD	369	0	12/04/2024	12/01/2028
54628C-2N-1.	LOUISIANA LOC GOVT ENVIRONMENTAL FACS & LOUISIANA LOC GOVT				1.C FE.	169,210	107,6390	166,840	155,000	169,064	0	(147)	0	0	5.000	3.001	JD	409	0	12/04/2024	12/01/2029
54628C-AD-4.	LOUISIANA LOC GOVT ENVIRONMENTAL FACS & LOUISIANA LOC GOVT				1.F FE.	251,662	100,3940	250,985	250,000	250,788	0	(873)	0	0	4.000	3.568	AO	2,500	8,000	06/03/2024	10/01/2025
54628C-AF-9.	LOUISIANA LOC GOVT ENVIRONMENTAL FACS & LOUISIANA LOC GOVT				1.F FE.	1,487,631	103,8150	1,458,601	1,405,000	1,466,717	0	(15,989)	0	0	5.000	3.313	AO	17,563	50,000	11/21/2024	10/01/2027
54628C-CG-5.	LOUISIANA LOC GOVT ENVIRONMENTAL FACS & LOUISIANA LOC GOVT				1.C FE.	168,934	103,0940	164,950	160,000	164,990	0	(2,741)	0	0	5.000	3.150	AO	2,000	8,000	07/17/2023	10/01/2026
54628C-CH-3.	LOUISIANA LOC GOVT ENVIRONMENTAL FACS & LOUISIANA LOC GOVT				1.C FE.	551,952	104,3060	542,391	520,000	544,328	0	(6,419)	0	0	5.000	3.207	AO	6,500	16,250	11/26/2024	10/01/2027
54628C-CP-5.	LOUISIANA LOC GOVT ENVIRONMENTAL FACS & LOUISIANA LOC GOVT				1.C FE.	1,123,782	103,0920	1,118,548	1,085,000	1,116,387	0	(7,395)	0	0	5.000	3.282	AO	13,563	22,875	11/22/2024	10/01/2026
54628C-CQ-3.	LOUISIANA LOC GOVT ENVIRONMENTAL FACS & LOUISIANA LOC GOVT				1.C FE.	529,365	104,4030	522,015	500,000	527,518	0	(1,847)	0	0	5.000	2.900	AO	6,250	0	10/22/2024	10/01/2027
54628C-CR-1.	LOUISIANA LOC GOVT ENVIRONMENTAL FACS & LOUISIANA LOC GOVT				1.C FE.	1,060,387	105,8800	1,048,212	990,000	1,051,530	0	(8,858)	0	0	5.000	3.225	AO	12,375	20,625	10/31/2024	10/01/2028
54628C-DA-7.	LOUISIANA LOC GOVT ENVIRONMENTAL FACS & LOUISIANA LOC GOVT				1.C FE.	140,175	103,0920	139,174	135,000	139,674	0	(500)	0	0	5.000	2.950	AO	1,688	0	10/22/2024	10/01/2026
54628C-DB-5.	LOUISIANA LOC GOVT ENVIRONMENTAL FACS & LOUISIANA LOC GOVT				1.C FE.	89,456	104,4030	88,743	85,000	89,311	0	(145)	0	0	5.000	3.060	AO	1,063	0	11/26/2024	10/01/2027
54628C-DM-1.	LOUISIANA LOC GOVT ENVIRONMENTAL FACS & LOUISIANA LOC GOVT				1.B FE.	23,759	101,5900	20,318	20,000	20,749	0	(898)	0	0	5.000	0.480	MN	167	1,000	08/13/2021	11/01/2025
54628C-EG-3.	LOUISIANA LOC GOVT ENVIRONMENTAL FACS & LOUISIANA LOC GOVT				1.C FE.	191,072	103,7620	186,772	180,000	187,506	0	(2,154)	0	0	5.000	2.922	FA	3,750	5,000	10/16/2024	02/01/2027
54628C-FK-3.	LOUISIANA LOC GOVT ENVIRONMENTAL FACS & LOUISIANA LOC GOVT				1.C FE.	204,408	101,6140	203,228	200,000	202,549	0	(1,859)	0	0	5.000	3.571	JD	833	10,000	04/22/2024	12/01/2025
54628C-FL-1.	LOUISIANA LOC GOVT ENVIRONMENTAL FACS & LOUISIANA LOC GOVT				1.C FE.	106,963	103,3880	103,388	100,000	103,637	0	(1,819)	0	0	5.000	3.030	JD	417	5,000	02/22/2023	12/01/2026
54628C-G8-9.	LOUISIANA LOC GOVT ENVIRONMENTAL FACS & LOUISIANA LOC GOVT				1.C FE.	208,868	100,1050	205,215	205,000	205,345	0	(2,092)	0	0	4.000	2.954	MS	2,733	8,200	03/31/2023	03/01/2025
54628C-G9-7.	LOUISIANA LOC GOVT ENVIRONMENTAL FACS & LOUISIANA LOC GOVT				1.C FE.	247,198	100,8840	242,122	240,000	242,990	0	(2,498)	0	0	4.000	2.902	MS	3,200	9,600	03/31/2023	03/01/2026
54628C-KA-9.	LOUISIANA LOC GOVT ENVIRONMENTAL FACS & LOUISIANA LOC GOVT				1.D FE.	289,383	103,1780	288,898	280,000	288,489	0	(893)	0	0	5.000	3.200	AO	3,500	0	10/23/2024	10/01/2026
54628C-KB-7.	LOUISIANA LOC GOVT ENVIRONMENTAL FACS & LOUISIANA LOC GOVT				1.D FE.	121,186	104,3490	120,001	115,000	121,019	0	(167)	0	0	5.000	3.000	AO	1,438	0	12/02/2024	10/01/2027
54628C-M2-5.	LOUISIANA LOC GOVT ENVIRONMENTAL FACS & LOUISIANA LOC GOVT				1.E FE.	204,712	101,9330	203,866	200,000	202,991	0	(1,721)	0	0	5.000	3.581	FA	4,167	5,000	05/06/2024	02/01/2026
54628C-M4-1.	LOUISIANA LOC GOVT ENVIRONMENTAL FACS & LOUISIANA LOC GOVT				1.E FE.	53,780	106,3630	53,182	50,000	53,696	0	(84)	0	0	5.000	3.060	FA	1,042	0	11/22/2024	02/01/2029
54628C-ML-3.	LOUISIANA LOC GOVT ENVIRONMENTAL FACS & LOUISIANA LOC GOVT			1	1.E FE.	704,910	94,1890	706,418	750,000	709,120	0	4,210	0	0	1.547	4.310	FA	4,834	0	10/09/2024	02/01/2027

E10.11

ANNUAL STATEMENT FOR THE YEAR 2024 OF THE Louisiana Citizens Property Insurance Corporation

SCHEDULE D - PART 1

Showing All Long-Term BONDS Owned December 31 of Current Year

1	2	Codes			6	7	Fair Value		10	11	Change in Book / Adjusted Carrying Value				Interest					Dates	
		3	4	5			8	9			12	13	14	15	16	17	18	19	20	21	22
CUSIP Identification	Description	Code	For e i g n	Bond CHAR	NAIC Designation , NAIC Designation Modifier and SVO Administrative Symbol	Actual Cost	Rate Used to Obtain Fair Value	Fair Value	Par Value	Book/ Adjusted Carrying Value	Unrealized Valuation Increase/ (Decrease)	Current Year's (Amortization)/ Accretion	Current Year's Other Than Temporary Impairment Recognized	Total Foreign Exchange Change In B./A.C.V.	Rate of	Effective Rate of	When Paid	Admitted Amount Due & Accrued	Amount Rec. During Year	Acquired	Stated Contractual Maturity Date
54628C-MM-1.	LOUISIANA LOC GOVT ENVIRONMENTAL FACS & LOUISIANA LOC GOVT			1.	1.E FE.	1,902,726	.918580	1,892,275	2,060,000	1,911,961	.0	9,234	.0	.0	1.743	4.254	FA	14,961	.0	10/16/2024	02/01/2028
54628C-N9-9.	LOUISIANA LOC GOVT ENVIRONMENTAL FACS & LOUISIANA LOC GOVT				1.G FE.	104,145	103.7100	103,710	100,000	103,216	.0	(929)	.0	.0	5.000	3.444	MS	1,667	1,569	04/25/2024	03/01/2027
54628C-NT-5.	LOUISIANA LOC GOVT ENVIRONMENTAL FACS & LOUISIANA LOC GOVT				1.C FE.	885,730	92.6810	926,810	1,000,000	925,334	.0	26,603	.0	.0	1.550	4.651	FA	6,458	15,500	06/27/2023	08/01/2027
54628C-P2-2.	LOUISIANA LOC GOVT ENVIRONMENTAL FACS & LOUISIANA LOC GOVT				1.G FE.	105,893	105.2590	105,259	100,000	104,934	.0	(959)	.0	.0	5.000	3.343	MS	1,667	1,569	04/25/2024	03/01/2028
54628C-PY-2.	LOUISIANA LOC GOVT ENVIRONMENTAL FACS & LOUISIANA LOC GOVT				1.E FE.	65,980	100.5410	65,352	65,000	65,294	.0	(384)	.0	.0	4.000	3.380	AO	650	2,600	03/06/2023	10/01/2025
54628C-R3-8.	LOUISIANA LOC GOVT ENVIRONMENTAL FACS & LOUISIANA LOC GOVT				1.D FE.	179,792	102.3010	179,027	175,000	178,332	.0	(1,459)	.0	.0	5.000	3.426	AO	2,188	2,674	05/22/2024	04/01/2026
54628C-R4-6.	LOUISIANA LOC GOVT ENVIRONMENTAL FACS & LOUISIANA LOC GOVT				1.D FE.	235,035	104.1910	234,430	225,000	233,099	.0	(1,936)	.0	.0	5.000	3.324	AO	2,813	3,438	05/22/2024	04/01/2027
54628C-R5-3.	LOUISIANA LOC GOVT ENVIRONMENTAL FACS & LOUISIANA LOC GOVT				1.D FE.	238,811	105.8090	238,070	225,000	236,877	.0	(1,934)	.0	.0	5.000	3.273	AO	2,813	3,438	05/22/2024	04/01/2028
54628C-RV-6.	LOUISIANA LOC GOVT ENVIRONMENTAL FACS & LOUISIANA LOC GOVT				1.C FE.	137,608	100.5720	130,744	130,000	131,820	.0	(2,397)	.0	.0	4.000	2.100	AO	1,300	5,200	07/14/2022	10/01/2025
54628C-T7-7.	LOUISIANA LOC GOVT ENVIRONMENTAL FACS & LOUISIANA LOC GOVT				1.B FE.	561,488	103.7840	555,244	535,000	557,565	.0	(3,923)	.0	.0	5.000	2.724	JD	2,229	6,836	08/21/2024	12/01/2026
54628C-T8-5.	LOUISIANA LOC GOVT ENVIRONMENTAL FACS & LOUISIANA LOC GOVT				1.B FE.	947,136	105.3350	932,215	885,000	940,845	.0	(6,291)	.0	.0	5.000	2.733	JD	3,688	11,308	08/21/2024	12/01/2027
54628C-T9-3.	LOUISIANA LOC GOVT ENVIRONMENTAL FACS & LOUISIANA LOC GOVT				1.B FE.	327,549	107.1160	321,348	300,000	325,443	.0	(2,106)	.0	.0	5.000	2.702	JD	1,250	3,833	08/21/2024	12/01/2028
54628C-UN-0.	LOUISIANA LOC GOVT ENVIRONMENTAL FACS & LOUISIANA LOC GOVT				1.C FE.	76,531	100.6450	75,484	75,000	75,494	.0	(578)	.0	.0	4.000	3.190	MN	500	3,000	03/02/2023	11/01/2025
54628C-UP-5.	LOUISIANA LOC GOVT ENVIRONMENTAL FACS & LOUISIANA LOC GOVT				1.C FE.	267,638	101.4670	263,814	260,000	263,815	.0	(1,930)	.0	.0	4.000	3.168	MN	1,733	10,400	04/18/2024	11/01/2026
54628C-WR-9.	LOUISIANA LOC GOVT ENVIRONMENTAL FACS & LOUISIANA LOC GOVT				1.C FE.	203,415	99.2770	183,662	185,000	188,430	.0	(4,577)	.0	.0	3.000	0.510	AO	1,388	5,550	08/20/2021	10/01/2025
54628C-X6-4.	LOUISIANA LOC GOVT ENVIRONMENTAL FACS & LOUISIANA LOC GOVT				1.E FE.	206,064	101.8260	203,652	200,000	204,891	.0	(1,173)	.0	.0	5.000	2.696	FA	2,639	.0	09/06/2024	02/01/2026
54628C-X7-2.	LOUISIANA LOC GOVT ENVIRONMENTAL FACS & LOUISIANA LOC GOVT				1.E FE.	105,310	103.8230	103,823	100,000	104,728	.0	(582)	.0	.0	5.000	2.653	FA	1,319	.0	09/06/2024	02/01/2027
54628C-X8-0.	LOUISIANA LOC GOVT ENVIRONMENTAL FACS & LOUISIANA LOC GOVT				1.E FE.	53,688	105.4760	52,738	50,000	53,408	.0	(280)	.0	.0	5.000	2.682	FA	660	.0	09/06/2024	02/01/2028
54628C-Z6-2.	LOUISIANA LOC GOVT ENVIRONMENTAL FACS & LOUISIANA LOC GOVT				1.C FE.	517,830	103.0120	515,060	500,000	517,511	.0	(319)	.0	.0	5.000	3.102	JD	833	.0	12/04/2024	12/01/2026
54628C-Z7-0.	LOUISIANA LOC GOVT ENVIRONMENTAL FACS & LOUISIANA LOC GOVT				1.C FE.	263,215	104.3970	260,993	250,000	263,061	.0	(154)	.0	.0	5.000	3.111	JD	417	.0	12/04/2024	12/01/2027
54628C-Z8-8.	LOUISIANA PUB FACS AUTH HOSP				1.C FE.	213,560	105.6410	211,282	200,000	213,444	.0	(116)	.0	.0	5.000	3.161	JD	333	.0	12/04/2024	12/01/2028
546395-N4-2.	LOUISIANA PUB FACS AUTH REV			2.	Z.	273,326	100.7360	271,987	270,000	271,406	.0	(954)	.0	.0	4.000	3.359	MN	1,800	5,800	10/31/2024	11/01/2045
546398-2F-4.	LOUISIANA PUB FACS AUTH REV			2.	1.E FE.	665,399	100.7270	654,726	650,000	654,490	.0	(7,881)	.0	.0	5.000	3.307	JD	2,708	32,500	04/18/2024	06/01/2036
546398-2G-2.	LOUISIANA PUB FACS AUTH REV			2.	1.E FE.	105,064	100.7270	100,727	100,000	100,883	.0	(2,091)	.0	.0	5.000	2.840	JD	417	5,000	12/19/2022	06/01/2042
546398-2Y-3.	LOUISIANA PUB FACS AUTH REV			2.	1.G FE.	176,809	100.5170	175,905	175,000	175,798	.0	(1,011)	.0	.0	5.000	3.746	MN	1,118	6,250	11/22/2024	05/15/2028
546398-6A-1.	LOUISIANA PUB FACS AUTH REV			2.	1.E FE.	224,159	103.6490	223,628	220,000	223,620	.0	(540)	.0	.0	5.000	3.233	JD	489	5,500	11/14/2024	12/15/2025
546398-6B-9.	LOUISIANA PUB FACS AUTH REV			2.	1.E FE.	643,041	103.4400	636,156	615,000	633,293	.0	(6,634)	.0	.0	5.000	3.412	JD	1,367	22,875	06/27/2024	12/15/2026
546398-6C-7.	LOUISIANA PUB FACS AUTH REV			2.	1.E FE.	1,086,144	103.4940	1,065,988	1,030,000	1,066,206	.0	(14,787)	.0	.0	5.000	3.130	JD	2,289	50,375	11/27/2024	12/15/2027
546398-6D-5.	LOUISIANA PUB FACS AUTH REV			2.	1.E FE.	2,469,072	103.4010	2,450,604	2,370,000	2,455,469	.0	(13,603)	.0	.0	5.000	3.083	JD	5,267	77,375	11/15/2024	12/15/2028
546398-6E-3.	LOUISIANA PUB FACS AUTH REV			2.	1.E FE.	291,808	103.3320	289,330	280,000	290,766	.0	(1,041)	.0	.0	5.000	2.959	JD	622	7,000	10/18/2024	12/15/2029
546398-DJ-4.	LOUISIANA PUB FACS AUTH REV			2.	1.A FE.	702,140	103.2660	686,719	665,000	685,990	.0	(10,474)	.0	.0	5.500	3.127	MN	4,673	31,075	11/22/2024	05/15/2032
546399-BY-1.	LOUISIANA PUB FACS AUTH REV			2.	1.G FE.	516,718	100.5700	507,879	505,000	507,461	.0	(6,138)	.0	.0	5.000	3.660	MN	3,226	25,250	04/26/2024	05/15/2025
546399-EK-8.	LOUISIANA PUB FACS AUTH REV			2.	1.E FE.	292,877	101.6490	279,535	275,000	280,754	.0	(5,628)	.0	.0	5.000	2.758	JD	611	13,750	04/08/2024	12/15/2025
546399-EL-6.	LOUISIANA PUB FACS AUTH REV			2.	1.E FE.	172,977	103.4400	170,676	165,000	170,575	.0	(2,040)	.0	.0	5.000	3.201	JD	367	8,250	05/07/2024	12/15/2026
546399-EP-7.	LOUISIANA PUB FACS AUTH REV			2.	1.E FE.	58,088	104.8400	57,662	55,000	57,927	.0	(160)	.0	.0	5.000	3.100	JD	122	1,375	10/29/2024	12/15/2029
546399-PE-0.	LOUISIANA PUB FACS AUTH REV			2.	1.E FE.	173,858	102.1760	168,590	165,000	169,179	.0	(2,368)	.0	.0	5.000	2.916	AO	2,063	5,250	11/13/2024	04/01/2026

E10.12

ANNUAL STATEMENT FOR THE YEAR 2024 OF THE Louisiana Citizens Property Insurance Corporation

SCHEDULE D - PART 1

Showing All Long-Term BONDS Owned December 31 of Current Year

1	2	Codes			6 NAIC Designation , NAIC Designation Modifier and SVO Administrative Symbol	7 Actual Cost	Fair Value		10 Par Value	11 Book/ Adjusted Carrying Value	Change in Book / Adjusted Carrying Value				Interest					Dates	
		3 Code	4 F o r e i g n	5 Bond CHAR			8 Rate Used to Obtain Fair Value	9 Fair Value			12 Unrealized Valuation Increase/ (Decrease)	13 Current Year's (Amortization)/ Accretion	14 Current Year's Other Than Temporary Impairment Recognized	15 Total Foreign Exchange Change In B./A.C.V.	16 Rate of	17 Effective Rate of	18 When Paid	19 Admitted Amount Due & Accrued	20 Amount Rec. During Year	21 Acquired	22 Stated Contractual Maturity Date
546399-PV-2	LOUISIANA PUB FACS AUTH REV				1.E FE	77,756	103,1640	77,373	75,000	76,995	0	(760)	0	0	5.000	3.450	AO	792	1,875	04/15/2024	10/15/2026
546399-PX-8	LOUISIANA PUB FACS AUTH REV				1.E FE	134,398	106,7060	133,383	125,000	133,973	0	(425)	0	0	5.000	2.980	AO	1,319	0	10/23/2024	10/15/2028
546399-SH-0	LOUISIANA PUB FACS AUTH REV				1.E FE	83,493	104,2760	83,421	80,000	83,255	0	(238)	0	0	5.000	3.140	AO	844	0	10/29/2024	04/15/2027
546410-DB-4	LOUISIANA STAD & EXPOSITION DIST REV				1.F FE	1,062,050	100,8370	1,078,956	1,070,000	1,065,850	0	2,587	0	0	5.160	5.433	JJ	27,606	55,825	07/06/2023	07/01/2026
546410-DD-0	LOUISIANA STAD & EXPOSITION DIST REV				1.F FE	266,950	101,2080	268,201	265,000	266,725	0	(225)	0	0	5.165	4.960	JJ	6,844	6,844	06/27/2024	07/01/2028
546410-DE-8	LOUISIANA STAD & EXPOSITION DIST REV				1.F FE	206,038	101,0040	202,008	200,000	205,812	0	(226)	0	0	5.119	4.400	JJ	5,119	0	10/16/2024	07/01/2029
546410-AF-2	LOUISIANA ST GRNT ANTIC REV				1.C FE	54,902	101,2570	50,629	50,000	50,976	0	(1,451)	0	0	5.000	2.020	MS	833	2,500	03/25/2022	09/01/2025
546410-AG-0	LOUISIANA ST GRNT ANTIC REV				1.C FE	1,729,761	103,2690	1,698,775	1,645,000	1,696,579	0	(24,512)	0	0	5.000	3.051	MS	27,417	60,625	10/22/2024	09/01/2026
546410-AJ-4	LOUISIANA ST GRNT ANTIC REV				1.C FE	354,203	107,0960	353,417	330,000	351,312	0	(2,891)	0	0	5.000	3.120	MS	5,500	8,250	07/08/2024	09/01/2028
546410-AK-1	LOUISIANA ST GRNT ANTIC REV			2	1.C FE	1,031,883	106,5340	1,028,053	965,000	1,030,119	0	(1,764)	0	0	5.000	3.039	MS	16,083	0	12/20/2024	09/01/2029
546410-AR-6	LOUISIANA ST GRNT ANTIC REV				1.C FE	228,313	101,2570	222,765	220,000	222,366	0	(3,192)	0	0	5.000	3.344	MS	3,667	9,250	04/12/2024	09/01/2025
546410-AS-4	LOUISIANA ST GRNT ANTIC REV				1.C FE	42,255	103,2690	41,308	40,000	41,222	0	(707)	0	0	5.000	3.100	MS	667	2,000	07/07/2023	09/01/2026
546410-AT-2	LOUISIANA ST GRNT ANTIC REV				1.C FE	738,487	105,2740	721,127	685,000	720,734	0	(12,375)	0	0	5.000	2.948	MS	11,417	32,625	05/01/2024	09/01/2027
546410-AV-7	LOUISIANA ST GRNT ANTIC REV				1.C FE	169,209	108,8290	168,685	155,000	168,742	0	(467)	0	0	5.000	2.950	MS	2,583	0	10/30/2024	09/01/2029
546410-BC-8	LOUISIANA ST GRNT ANTIC REV				1.C FE	854,224	103,2690	851,969	825,000	849,799	0	(4,425)	0	0	5.000	3.130	MS	13,750	10,625	12/20/2024	09/01/2026
546410-BD-6	LOUISIANA ST GRNT ANTIC REV				1.C FE	259,521	105,2740	257,921	245,000	256,678	0	(2,843)	0	0	5.000	3.120	MS	4,083	6,125	04/24/2024	09/01/2027
546458-CX-6	LOUISIANA ST CORRECTIONAL FACS CORP LEAS				1.D FE	817,747	101,0000	808,000	800,000	809,762	0	(5,353)	0	0	4.000	3.275	AO	8,000	32,000	06/26/2023	10/01/2026
546458-DR-8	LOUISIANA ST CORRECTIONAL FACS CORP LEAS				1.D FE	134,707	102,6130	133,397	130,000	133,408	0	(1,299)	0	0	5.000	3.440	AO	1,625	3,250	04/19/2024	10/01/2026
546458-DT-4	LOUISIANA ST CORRECTIONAL FACS CORP LEAS				1.D FE	213,334	105,0650	210,130	200,000	212,976	0	(358)	0	0	5.000	3.150	AO	2,500	0	11/21/2024	10/01/2028
546475-RE-6	LOUISIANA ST GAS & FUELS TAX REV			2	1.C FE	165,364	100,5900	150,885	150,000	151,649	0	(4,933)	0	0	5.000	1.656	MN	1,250	7,500	04/04/2022	05/01/2041
546475-RF-3	LOUISIANA ST GAS & FUELS TAX REV			2	1.C FE	130,050	100,5900	125,738	125,000	125,697	0	(2,065)	0	0	5.000	3.290	MN	1,042	6,250	11/04/2022	05/01/2035
546475-RG-1	LOUISIANA ST GAS & FUELS TAX REV			2	1.C FE	3,194,333	100,2640	3,183,382	3,175,000	3,181,116	0	(12,377)	0	0	4.000	3.409	MN	21,167	77,000	04/30/2024	05/01/2041
546475-RJ-5	LOUISIANA ST GAS & FUELS TAX REV			2	1.C FE	270,725	100,5900	251,475	250,000	252,314	0	(6,898)	0	0	5.000	4.062	MN	2,083	12,500	04/07/2022	05/01/2033
546475-RK-2	LOUISIANA ST GAS & FUELS TAX REV			2	1.C FE	253,628	100,5900	246,446	245,000	246,499	0	(4,446)	0	0	5.000	3.125	MN	2,042	12,250	06/29/2023	05/01/2034
546475-RL-0	LOUISIANA ST GAS & FUELS TAX REV			2	1.C FE	9,692,476	100,4270	9,530,522	9,490,000	9,533,887	0	(110,280)	0	0	4.500	3.084	MN	71,175	427,050	04/25/2024	05/01/2039
546475-RP-1	LOUISIANA ST GAS & FUELS TAX REV				1.D FE	649,272	100,6060	618,727	615,000	619,288	0	(12,737)	0	0	5.000	2.867	MN	5,125	30,750	03/02/2023	05/01/2025
546475-RQ-9	LOUISIANA ST GAS & FUELS TAX REV			2	1.D FE	402,633	100,5820	382,212	380,000	383,085	0	(9,184)	0	0	5.000	2.520	MN	3,167	19,000	05/17/2023	05/01/2026
546475-RV-8	LOUISIANA ST GAS & FUELS TAX REV				1.C FE	219,348	100,6060	211,273	210,000	211,348	0	(3,728)	0	0	5.000	3.035	MN	1,750	10,500	04/25/2024	05/01/2025
546475-RW-6	LOUISIANA ST GAS & FUELS TAX REV				1.C FE	1,365,305	102,5920	1,349,085	1,315,000	1,348,534	0	(13,449)	0	0	5.000	3.030	MN	10,958	47,125	11/19/2024	05/01/2026
546475-RX-4	LOUISIANA ST GAS & FUELS TAX REV				1.C FE	73,471	104,6900	73,283	70,000	72,904	0	(566)	0	0	5.000	3.140	MN	583	1,750	07/09/2024	05/01/2027
546475-TN-4	LOUISIANA ST GAS & FUELS TAX REV			1	1.C FE	221,755	98,8110	237,146	240,000	236,556	0	10,089	0	0	0.869	5.313	MN	348	2,086	07/05/2023	05/01/2025
546475-TQ-7	LOUISIANA ST GAS & FUELS TAX REV			1	1.C FE	380,030	92,8700	394,698	425,000	391,040	0	10,197	0	0	1.255	4.926	MN	889	3,953	08/19/2024	05/01/2027
546475-VF-8	LOUISIANA ST GAS & FUELS TAX REV			1	1.C FE	159,676	96,5070	164,062	170,000	163,462	0	3,786	0	0	1.670	4.686	MN	473	2,839	03/07/2024	05/01/2026
546486-BV-2	LOUISIANA ST HWY IMPT REV			1	1.C FE	135,900	98,2630	147,395	150,000	147,056	0	6,269	0	0	0.697	5.138	JD	46	1,046	03/06/2023	06/15/2025
546486-BW-0	LOUISIANA ST HWY IMPT REV			1	1.C FE	445,700	95,1700	475,850	500,000	472,392	0	17,915	0	0	0.897	4.880	JD	199	4,485	06/27/2023	06/15/2026
546486-BX-8	LOUISIANA ST HWY IMPT REV			1	1.C FE	116,775	92,4010	124,741	135,000	122,421	0	4,687	0	0	1.170	5.269	JD	70	1,580	10/12/2023	06/15/2027

E10.13

ANNUAL STATEMENT FOR THE YEAR 2024 OF THE Louisiana Citizens Property Insurance Corporation

SCHEDULE D - PART 1

Showing All Long-Term BONDS Owned December 31 of Current Year

1 CUSIP Identification	2 Description	Codes			6 NAIC Designation, NAIC Designation Modifier and SVO Administrative Symbol	7 Actual Cost	Fair Value		10 Par Value	11 Book/ Adjusted Carrying Value	Change in Book / Adjusted Carrying Value				Interest					Dates	
		3 Code	4 F o r e i g n	5 Bond CHAR			8 Rate Used to Obtain Fair Value	9 Fair Value			12 Unrealized Valuation Increase/ (Decrease)	13 Current Year's (Amortization)/ Accretion	14 Current Year's Other Than Temporary Impairment Recognized	15 Total Foreign Exchange Change In B./A.C.V.	16 Rate of	17 Effective Rate of	18 When Paid	19 Admitted Amount Due & Accrued	20 Amount Rec. During Year	21 Acquired	22 Stated Contractual Maturity Date
54651R-CC-1.	LOUISIANA ST UNCLAIMED PPTY SPL REV			2	1.D FE	152,807	101,2910	151,937	150,000	151,411	0	(1,396)	0	0	5.000	3.550	MS	2,500	3,750	04/26/2024	09/01/2028
54651R-CF-4.	LOUISIANA ST UNCLAIMED PPTY SPL REV			2	1.D FE	853,788	101,4540	776,123	765,000	782,552	0	(26,164)	0	0	5.250	1.752	MS	13,388	40,163	05/16/2022	09/01/2031
54651R-CK-3.	LOUISIANA ST UNCLAIMED PPTY SPL REV			2	1.D FE	1,134,368	100,6390	1,056,710	1,050,000	1,066,502	0	(24,623)	0	0	4.000	1.606	MS	14,000	42,000	03/10/2022	09/01/2035
54651R-CR-8.	LOUISIANA ST UNCLAIMED PPTY SPL REV			1	1.D FE	1,247,792	94,7140	1,288,110	1,360,000	1,285,445	0	28,365	0	0	1.059	4.520	MS	4,801	7,201	10/24/2024	09/01/2026
54651R-CS-6.	LOUISIANA ST UNCLAIMED PPTY SPL REV			1	1.D FE	294,331	92,1590	299,517	325,000	297,409	0	3,079	0	0	1.343	4.775	MS	1,455	705	11/20/2024	09/01/2027
54651T-BB-0.	LOUISIANA ST TRANSN AUTH			1	1.D FE	256,275	96,4180	265,150	275,000	264,007	0	7,732	0	0	1.138	4.844	FA	1,182	1,565	02/29/2024	02/15/2026
546540-PQ-2.	LOUISIANA ST UNIV & AGRIC & MECHANICAL C.				1.F FE	203,006	100,7010	201,402	200,000	200,882	0	(1,711)	0	0	5.000	4.100	JJ	5,000	10,000	09/27/2023	07/01/2025
546540-PR-0.	LOUISIANA ST UNIV & AGRIC & MECHANICAL C.				1.F FE	210,341	101,9890	203,978	200,000	205,676	0	(3,288)	0	0	5.000	3.050	JJ	5,000	7,500	03/11/2024	07/01/2026
546540-PS-8.	LOUISIANA ST UNIV & AGRIC & MECHANICAL C.			2	1.F FE	183,750	102,0250	178,544	175,000	179,083	0	(2,610)	0	0	5.000	3.392	JJ	4,375	8,750	03/06/2023	07/01/2027
546540-RX-5.	LOUISIANA ST UNIV & AGRIC & MECHANICAL C.				1.F FE	111,082	98,5210	118,225	120,000	117,676	0	4,469	0	0	1.315	5.290	JJ	789	1,578	06/30/2023	07/01/2025
546540-RY-3.	LOUISIANA ST UNIV & AGRIC & MECHANICAL C.				1.F FE	278,328	95,8580	292,367	305,000	288,715	0	7,419	0	0	1.535	5.284	JJ	2,341	3,224	06/10/2024	07/01/2026
64763H-EL-5.	NEW ORLEANS LA AVIATION BRD REV			2	1.F FE	122,458	100,0000	120,000	120,000	120,000	0	(1,647)	0	0	5.000	3.590	JJ	3,000	6,000	06/27/2023	01/01/2027
64763H-GB-5.	NEW ORLEANS LA AVIATION BRD REV			2	1.F FE	134,771	102,9910	133,888	130,000	134,421	0	(350)	0	0	5.000	3.228	JJ	3,250	0	10/31/2024	01/01/2029
64763H-NP-6.	NEW ORLEANS LA AVIATION BRD REV				1.F FE	250,000	100,1590	250,398	250,000	250,000	0	0	0	0	4.700	4.705	JJ	1,534	0	11/12/2024	01/01/2026
64763H-NR-2.	NEW ORLEANS LA AVIATION BRD REV				1.F FE	400,438	100,4100	401,640	400,000	400,405	0	(33)	0	0	4.730	4.693	JJ	2,470	0	11/20/2024	01/01/2028
647719-NR-0.	NEW ORLEANS LA SEW SVC REV			2	1.F FE	217,422	100,7480	201,496	200,000	202,356	0	(5,603)	0	0	5.000	2.130	JD	833	10,000	04/01/2022	06/01/2028
647719-NZ-2.	NEW ORLEANS LA SEW SVC REV			2	1.F FE	226,518	100,7480	216,608	215,000	216,949	0	(4,615)	0	0	5.000	3.677	JD	896	10,750	07/13/2023	06/01/2040
647719-PA-5.	NEW ORLEANS LA SEW SVC REV			2	1.F FE	210,331	100,7480	201,496	200,000	201,817	0	(4,306)	0	0	5.000	2.779	JD	833	10,000	07/11/2023	06/01/2045
647753-LJ-9.	NEW ORLEANS LA WTR REV			2	1.G FE	284,507	101,3660	278,757	275,000	278,803	0	(4,028)	0	0	5.000	3.449	JD	1,146	13,750	07/25/2023	12/01/2027
647753-LL-4.	NEW ORLEANS LA WTR REV			2	1.G FE	235,312	101,8780	229,226	225,000	228,987	0	(4,239)	0	0	5.000	3.020	JD	938	11,250	06/28/2023	12/01/2029
647753-LM-2.	NEW ORLEANS LA WTR REV			2	1.G FE	269,543	101,8780	254,695	250,000	255,227	0	(5,576)	0	0	5.000	2.670	JD	1,042	12,500	05/13/2022	12/01/2030
647753-LS-9.	NEW ORLEANS LA WTR REV			2	1.G FE	154,202	101,8780	152,817	150,000	153,026	0	(1,176)	0	0	5.000	2.751	JD	625	3,750	08/20/2024	12/01/2035
647753-LT-7.	NEW ORLEANS LA WTR REV			2	1.G FE	2,992,123	101,8780	2,974,838	2,920,000	2,965,012	0	(27,111)	0	0	5.000	3.275	JD	12,167	96,000	06/27/2024	12/01/2040
647753-LU-4.	NEW ORLEANS LA WTR REV			2	1.G FE	199,473	101,8780	198,662	195,000	197,880	0	(1,593)	0	0	5.000	3.346	JD	813	8,500	11/19/2024	12/01/2045
647753-MB-5.	NEW ORLEANS LA WTR REV			1	1.C FE	407,759	93,8320	422,244	450,000	419,690	0	11,932	0	0	1.008	4.730	JD	378	4,536	03/11/2024	12/01/2026
689870-JW-4.	OUACHITA PARISH LA WEST				1.D FE	146,745	101,1700	136,580	135,000	137,481	0	(3,685)	0	0	5.000	2.190	MS	2,250	6,750	06/08/2022	09/01/2025
72753Y-FT-5.	PLAQUEMINES PARISH LA REV				1.C FE	198,918	99,9100	199,820	200,000	199,888	0	680	0	0	3.000	3.350	MS	2,000	6,000	07/25/2023	03/01/2025
72753Y-GD-9.	PLAQUEMINES PARISH LA REV				1.C FE	459,954	100,2630	426,118	425,000	426,681	0	(10,241)	0	0	5.000	2.545	MS	7,083	21,250	12/27/2022	03/01/2025
72753Y-GE-7.	PLAQUEMINES PARISH LA REV				1.C FE	267,224	101,7510	264,553	260,000	264,939	0	(2,285)	0	0	5.000	3.320	MS	4,333	5,000	11/05/2024	03/01/2026
72753Y-GF-4.	PLAQUEMINES PARISH LA REV				1.C FE	135,289	103,2310	134,200	130,000	134,446	0	(843)	0	0	5.000	3.347	MS	2,167	2,500	11/08/2024	03/01/2027
72753Y-GG-2.	PLAQUEMINES PARISH LA REV				1.C FE	264,770	104,6880	261,720	250,000	264,042	0	(728)	0	0	5.000	3.120	MS	4,167	0	10/29/2024	03/01/2028
72753Y-GH-0.	PLAQUEMINES PARISH LA REV				1.C FE	64,277	105,9980	63,599	60,000	64,167	0	(111)	0	0	5.000	3.204	MS	1,000	0	11/18/2024	03/01/2029
75912R-CC-1.	REGIONAL TRAN AUTH LA SALES TAX REV				1.D FE	557,088	101,8010	539,545	530,000	539,840	0	(9,541)	0	0	5.000	3.100	JJ	13,250	26,500	02/27/2023	01/01/2026
787503-JQ-5.	ST BERNARD PARISH LA SALES & USE TAX REV				1.F FE	106,090	100,0730	105,077	105,000	105,091	0	(550)	0	0	4.000	3.460	MS	1,400	4,200	02/24/2023	03/01/2025
788048-CU-8.	ST CHARLES PARISH LA CONS WTRWKS & WASTE			2	Z	27,514	100,9100	25,228	25,000	25,394	0	(777)	0	0	5.000	1.820	JJ	625	1,250	03/21/2022	07/01/2030
788072-AJ-5.	ST CHARLES PARISH LA REV				1.C FE	82,111	100,2760	80,221	80,000	80,213	0	(1,291)	0	0	5.000	3.340	MS	1,333	4,000	07/05/2023	03/01/2025
788072-AL-0.	ST CHARLES PARISH LA REV				1.C FE	65,076	104,0800	62,448	60,000	62,673	0	(1,184)	0	0	5.000	2.860	MS	1,000	3,000	12/07/2022	03/01/2027
788073-DN-1.	ST CHARLES PARISH LA SCH BRD SALES & USE				1.C FE	73,644	104,8080	73,366	70,000	73,454	0	(190)	0	0	5.000	3.000	FA	1,458	0	11/06/2024	08/01/2027

E10.14

ANNUAL STATEMENT FOR THE YEAR 2024 OF THE Louisiana Citizens Property Insurance Corporation

SCHEDULE D - PART 1

Showing All Long-Term **BONDS** Owned December 31 of Current Year

1	2	Codes			6 NAIC Designation , NAIC Designation Modifier and SVO Administrative Symbol	7 Actual Cost	Fair Value		10 Par Value	11 Book/ Adjusted Carrying Value	Change in Book / Adjusted Carrying Value				Interest					Dates	
		3 Code	4 F o r e i g n	5 Bond CHAR			8 Rate Used to Obtain Fair Value	9 Fair Value			12 Unrealized Valuation Increase/ (Decrease)	13 Current Year's (Amortization)/ Accretion	14 Current Year's Other Than Temporary Impairment Recognized	15 Total Foreign Exchange Change In B./A.C.V.	16 Rate of	17 Effective Rate of	18 When Paid	19 Admitted Amount Due & Accrued	20 Amount Rec. During Year	21 Acquired	22 Stated Contractual Maturity Date
79356N-CQ-4.	ST TAMMANY PARISH LA SALES TAX DIST NO 0				1.B FE	52,722	102,7050	51,353	50,000	51,347	0	(918)	0	0	5.000	3.040	JD	208	2,500	06/26/2023	06/01/2026
79356N-CR-2.	ST TAMMANY PARISH LA SALES TAX DIST NO 0				1.B FE	611,213	104,5950	606,651	580,000	605,350	0	(5,863)	0	0	5.000	3.107	JD	2,417	24,000	12/20/2024	06/01/2027
79356N-CS-0.	ST TAMMANY PARISH LA SALES TAX DIST NO 0				1.B FE	123,320	106,2840	122,227	115,000	123,138	0	(182)	0	0	5.000	2.812	JD	479	0	12/02/2024	06/01/2028
79356V-BJ-3.	ST TAMMANY PARISH LA LAW ENFORCEMENT DIS			2	1.C FE	163,404	99,6320	164,393	165,000	163,677	0	273	0	0	3.250	3.520	MS	1,788	2,681	04/24/2024	03/01/2028
79356V-BK-0.	ST TAMMANY PARISH LA LAW ENFORCEMENT DIS			2	1.C FE	99,640	99,3410	99,341	100,000	99,650	0	10	0	0	3.250	3.340	MS	1,083	0	11/21/2024	03/01/2029
793578-AY-1.	ST TAMMANY PARISH LA UTILS REV				1.D FE	193,242	99,5080	199,016	200,000	197,994	0	3,302	0	0	3.450	5.218	FA	2,875	6,900	08/16/2023	08/01/2025
875682-HB-5.	TANGIPARHOA PARISH LA WTR DIST WTR REV				1.C FE	435,144	103,3480	428,894	415,000	432,581	0	(2,563)	0	0	5.000	2.714	JD	1,729	4,150	09/13/2024	12/01/2026
875682-HC-3.	TANGIPARHOA PARISH LA WTR DIST WTR REV				1.C FE	518,339	104,9070	508,799	485,000	515,462	0	(2,877)	0	0	5.000	2.743	JD	2,021	4,850	09/13/2024	12/01/2027
875682-HD-1.	TANGIPARHOA PARISH LA WTR DIST WTR REV				1.C FE	451,437	106,3570	441,382	415,000	449,074	0	(2,363)	0	0	5.000	2.772	JD	1,729	4,150	09/13/2024	12/01/2028
881230-BC-9.	TERREBONNE PARISH LA PUB LIBR SALES & US				1.D FE	106,940	105,7980	105,798	100,000	106,745	0	(195)	0	0	5.000	3.000	FA	2,083	0	11/20/2024	08/01/2028
881250-CR-3.	TERREBONNE PARISH LA SALES & USE TAX				1.D FE	151,775	100,2070	140,290	140,000	140,657	0	(4,013)	0	0	4.500	1.597	MS	2,100	6,300	03/22/2022	03/01/2025
881250-CS-1.	TERREBONNE PARISH LA SALES & USE TAX			2	1.D FE	28,094	100,1540	25,039	25,000	25,141	0	(867)	0	0	4.000	0.520	MS	333	1,000	07/23/2021	03/01/2026
881250-FN-9.	TERREBONNE PARISH LA SALES & USE TAX				1.D FE	89,572	94,2990	94,299	100,000	93,745	0	2,689	0	0	1.700	4.780	MS	567	1,700	06/02/2023	03/01/2027
954625-BY-4.	WEST MONROE LA SALES & USE TAX REV			2	1.C FE	173,409	101,7580	172,989	170,000	172,920	0	(489)	0	0	5.000	3.080	JD	708	4,250	11/05/2024	12/01/2026
954625-CA-5.	WEST MONROE LA SALES & USE TAX REV			2	1.C FE	48,085	97,9820	48,991	50,000	48,346	0	261	0	0	3.000	3.920	JD	125	1,500	04/26/2024	12/01/2028
0819999999	- Bonds - U.S. Special Revenue and Special Assessment Obligations and all Non-Guaranteed Obligations of Agencies and Authorities of Governments and Their Political Subdivisions - Issuer Obligations					108,347,855	XXX	106,613,925	105,415,000	106,720,270	0	(790,715)	0	0	XXX	XXX	XXX	1,065,952	3,050,902	XXX	XXX
Bonds - U.S. Special Revenue and Special Assessment Obligations and all Non-Guaranteed Obligations of Agencies and Authorities of Governments and Their Political Subdivisions - Residential Mortgage-Backed Securities																					
Bonds - U.S. Special Revenue and Special Assessment Obligations and all Non-Guaranteed Obligations of Agencies and Authorities of Governments and Their Political Subdivisions - Commercial Mortgage-Backed Securities																					
Bonds - U.S. Special Revenue and Special Assessment Obligations and all Non-Guaranteed Obligations of Agencies and Authorities of Governments and Their Political Subdivisions - Other Loan-Backed and Structured Securities																					
0909999999	- Bonds - U.S. Special Revenue and Special Assessment Obligations and all Non-Guaranteed Obligations of Agencies and Authorities of Governments and Their Political Subdivisions - Subtotals - U.S. Special Revenue and Special Assessment Obligations and all Non-Guaranteed Obligations of Agencies of Governments and Their Political Subdivisions					108,347,855	XXX	106,613,925	105,415,000	106,720,270	0	(790,715)	0	0	XXX	XXX	XXX	1,065,952	3,050,902	XXX	XXX
Bonds - Industrial and Miscellaneous (Unaffiliated) - Issuer Obligations																					
Bonds - Industrial and Miscellaneous (Unaffiliated) - Residential Mortgage-Backed Securities																					
Bonds - Industrial and Miscellaneous (Unaffiliated) - Commercial Mortgage-Backed Securities																					
Bonds - Industrial and Miscellaneous (Unaffiliated) - Other Loan-Backed and Structured Securities																					
Bonds - Hybrid Securities - Issuer Obligations																					
Bonds - Hybrid Securities - Residential Mortgage-Backed Securities																					
Bonds - Hybrid Securities - Commercial Mortgage-Backed Securities																					
Bonds - Hybrid Securities - Other Loan-Backed and Structured Securities																					
Bonds - Parent, Subsidiaries and Affiliates - Issuer Obligations																					
Bonds - Parent, Subsidiaries and Affiliates - Residential Mortgage-Backed Securities																					
Bonds - Parent, Subsidiaries and Affiliates - Commercial Mortgage-Backed Securities																					
Bonds - Parent, Subsidiaries and Affiliates - Other Loan-Backed and Structured Securities																					
Bonds - Parent, Subsidiaries and Affiliates - Affiliated Bank Loans - Issued																					

E10.15

ANNUAL STATEMENT FOR THE YEAR 2024 OF THE Louisiana Citizens Property Insurance Corporation

SCHEDULE D - PART 1

Showing All Long-Term **BONDS** Owned December 31 of Current Year

1 CUSIP Identification	2 Description	3 Codes			6 NAIC Designation , NAIC Designation Modifier and SVO Administrat- ive Symbol	7 Actual Cost	8 Fair Value		10 Par Value	11 Book/ Adjusted Carrying Value	12 Change in Book / Adjusted Carrying Value				16 Interest					21 Dates	
		4 F o r e i g n C o d e	5 B o n d C H A R	8 Rate Used to Obtain Fair Value			9 Fair Value	12 Unrealized Valuation Increase/ (Decrease)			13 Current Year's (Amortization)/ Accretion	14 Current Year's Other Than Temporary Impairment Recognized	15 Total Foreign Exchange Change In B./A.C.V.	16 Rate of	17 Effective Rate of	18 When Paid	19 Admitted Amount Due & Accrued	20 Amount Rec. During Year	21 Acquired	22 Stated Contractual Maturity Date	
Bonds - Parent, Subsidiaries and Affiliates - Affiliated Bank Loans - Acquired																					
Bonds - SVO Identified Funds - Exchange Traded Funds - as Identified by the SVO																					
Bonds - Unaffiliated Bank Loans - Unaffiliated Bank Loans - Issued																					
Bonds - Unaffiliated Bank Loans - Unaffiliated Bank Loans - Acquired																					
Bonds - Unaffiliated Certificates of Deposit																					
2419999999 - Bonds - Total Bonds - Subtotals - Issuer Obligations						170,415,795	XXX	167,602,348	165,385,000	167,794,398	0	(1,287,654)	0	0	XXX	XXX	XXX	1,792,384	4,713,595	XXX	XXX
2509999999 Total Bonds						170,415,795	XXX	167,602,348	165,385,000	167,794,398	0	(1,287,654)	0	0	XXX	XXX	XXX	1,792,384	4,713,595	XXX	XXX

E10.16

1.
Line
Number Book/Adjusted Carrying Value by NAIC Designation Category Footnote:
 1A 1A \$ 4,417,370 1B \$ 3,344,302 1C \$ 86,086,433 1D \$ 27,937,373 1E \$ 20,042,797 1F \$ 19,264,406 1G \$ 4,970,344
 1B 2A \$ 0 2B \$ 1,434,574 2C \$ 0
 1C 3A \$ 0 3B \$ 0 3C \$ 0
 1D 4A \$ 0 4B \$ 0 4C \$ 0
 1E 5A \$ 0 5B \$ 0 5C \$ 0
 1F 6 \$ 0

Schedule D - Part 2 - Section 1

NONE

Schedule D - Part 2 - Section 2

NONE

ANNUAL STATEMENT FOR THE YEAR 2024 OF THE Louisiana Citizens Property Insurance Corporation

SCHEDULE D - PART 3

Showing All Long-Term Bonds and Stocks **ACQUIRED** During Current Year

1	2	3	4	5	6	7	8	9
CUSIP Identification	Description	Foreign	Date Acquired	Name of Vendor	Number of Shares of Stock	Actual Cost	Par Value	Paid for Accrued Interest and Dividends
Bonds - U.S. Governments								
Bonds - All Other Governments								
Bonds - U.S. States, Territories and Possessions (Direct and Guaranteed)								
546415-2C-3	LOUISIANA ST		11/18/2024	Various	XXX	1,568,521	1,515,000	20,451
546415-2D-1	LOUISIANA ST		12/20/2024	Various	XXX	1,431,807	1,380,000	17,413
546415-2H-2	LOUISIANA ST		03/25/2024	HEARTLAND FINANCIAL SERVICES	XXX	230,308	225,000	1,750
546415-2J-8	LOUISIANA ST		10/09/2024	Various	XXX	731,177	705,000	8,618
546415-2W-9	LOUISIANA ST		04/12/2024	SUMRIDGE PARTNERS LLC	XXX	114,362	110,000	688
546415-2Z-2	LOUISIANA ST		11/26/2024	J.P. MORGAN CLEARING CORP	XXX	776,820	750,000	8,958
546415-3R-9	LOUISIANA ST		04/16/2024	MILLENNIUM ADVISORS	XXX	86,618	85,000	555
546415-3S-7	LOUISIANA ST		04/30/2024	HEARTLAND FINANCIAL SERVICES	XXX	51,798	50,000	424
546415-3T-5	LOUISIANA ST		07/05/2024	Various	XXX	659,780	635,000	7,431
546415-3U-2	LOUISIANA ST		04/23/2024	Morgan Stanley & Co	XXX	103,603	100,000	750
546415-X7-0	LOUISIANA ST		01/23/2024	Stifel Nicolaus (#00793)	XXX	76,800	75,000	875
546417-AK-2	LOUISIANA ST		04/25/2024	Morgan Stanley & Co	XXX	131,261	125,000	486
546417-AL-0	LOUISIANA ST		04/10/2024	HILLTOP SECURITIES INC	XXX	264,100	250,000	382
546417-BF-2	LOUISIANA ST		11/19/2024	MERRILL LYNCH,PIERCE,FENNER & SMITH	XXX	84,514	80,000	544
546417-BY-1	LOUISIANA ST		10/16/2024	Various	XXX	195,691	190,000	1,214
546417-CA-2	LOUISIANA ST		04/26/2024	Morgan Stanley & Co	XXX	64,024	60,000	492
546417-DQ-6	LOUISIANA ST		05/06/2024	HILLTOP SECURITIES INC	XXX	52,483	55,000	201
546417-EL-6	LOUISIANA ST		04/12/2024	RBC CAPITAL MARKETS, LLC	XXX	134,100	130,000	813
546417-HH-2	LOUISIANA ST		04/30/2024	J.P. MORGAN CLEARING CORP	XXX	1,054,040	1,000,000	972
0509999999 - Bonds - U.S. States, Territories and Possessions (Direct and Guaranteed)						7,811,807	7,520,000	73,017
Bonds - U.S. Political Subdivisions of States, Territories and Possessions (Direct and Guaranteed)								
043519-A9-8	ASCENSION PARISH LA PARISHWIDE SCH DIST		07/19/2024	D. A. DAVIDSON & CO	XXX	181,627	175,000	0
043519-B2-2	ASCENSION PARISH LA PARISHWIDE SCH DIST		07/19/2024	D. A. DAVIDSON & CO	XXX	159,251	150,000	0
043519-B3-0	ASCENSION PARISH LA PARISHWIDE SCH DIST		07/19/2024	D. A. DAVIDSON & CO	XXX	271,078	250,000	0
043519-VW-4	ASCENSION PARISH LA PARISHWIDE SCH DIST		04/26/2024	FIRST CLEARING LLC	XXX	47,536	50,000	164
043519-YM-3	ASCENSION PARISH LA PARISHWIDE SCH DIST		11/13/2024	Various	XXX	188,853	185,000	1,501
043519-YN-1	ASCENSION PARISH LA PARISHWIDE SCH DIST		04/23/2024	HILLTOP SECURITIES INC	XXX	92,585	90,000	540
100272-HP-1	BOSSIER PARISH LA PARISHWIDE SCH DIST		09/06/2024	J.P. MORGAN CLEARING CORP	XXX	49,955	50,000	35
100272-J6-9	BOSSIER PARISH LA PARISHWIDE SCH DIST		10/28/2024	SUMRIDGE PARTNERS LLC	XXX	1,235,933	1,240,000	5,993
100272-KD-4	BOSSIER PARISH LA PARISHWIDE SCH DIST		11/04/2024	Various	XXX	151,636	150,000	742
100272-NY-5	BOSSIER PARISH LA PARISHWIDE SCH DIST		07/08/2024	Various	XXX	73,126	70,000	1,244
127262-MU-4	CADDO PARISH LA		12/04/2024	J.P. MORGAN CLEARING CORP	XXX	55,151	55,000	947
127262-MV-2	CADDO PARISH LA		09/04/2024	HEARTLAND FINANCIAL SERVICES	XXX	100,872	100,000	472
127269-JJ-8	CADDO PARISH LA PARISHWIDE SCH DIST		11/21/2024	HEARTLAND FINANCIAL SERVICES	XXX	99,171	100,000	675
127269-JK-5	CADDO PARISH LA PARISHWIDE SCH DIST		10/31/2024	MERRILL LYNCH,PIERCE,FENNER & SMITH	XXX	98,999	100,000	542
127269-JZ-2	CADDO PARISH LA PARISHWIDE SCH DIST		11/14/2024	J.P. MORGAN CLEARING CORP	XXX	260,318	250,000	2,569
127269-MJ-4	CADDO PARISH LA PARISHWIDE SCH DIST		04/23/2024	J.P. MORGAN CLEARING CORP	XXX	313,167	300,000	2,250
127269-NJ-3	CADDO PARISH LA PARISHWIDE SCH DIST		04/24/2024	FIRST TENNESSEE BK NA MEMPHIS	XXX	244,473	250,000	1,146
128447-BX-6	CALCASIEU PARISH LA REC DIST NO 1 WARD 3		10/18/2024	Stifel Nicolaus (#00793)	XXX	786,203	750,000	0
128447-BY-4	CALCASIEU PARISH LA REC DIST NO 1 WARD 3		10/18/2024	Stifel Nicolaus (#00793)	XXX	799,748	750,000	0
128447-BZ-1	CALCASIEU PARISH LA REC DIST NO 1 WARD 3		10/18/2024	Stifel Nicolaus (#00793)	XXX	812,153	750,000	0
128492-JL-0	CALCASIEU PARISH LA SCH DIST NO 023		04/18/2024	MILLENNIUM ADVISORS LLC	XXX	101,768	100,000	708
450812-E5-7	IBERIA PARISH LA PARISHWIDE SCH DIST		06/20/2024	HILLTOP SECURITIES INC	XXX	164,518	160,000	2,444
450812-E6-5	IBERIA PARISH LA PARISHWIDE SCH DIST		04/23/2024	TRADE WEB DIRECT LLC - 78831	XXX	52,253	50,000	375
450812-G5-5	IBERIA PARISH LA PARISHWIDE SCH DIST		11/12/2024	Stifel Nicolaus (#00793)	XXX	45,675	45,000	360
450812-J6-0	IBERIA PARISH LA PARISHWIDE SCH DIST		04/18/2024	J.P. MORGAN CLEARING CORP	XXX	152,877	150,000	850
450812-Q6-2	IBERIA PARISH LA PARISHWIDE SCH DIST		08/08/2024	RAYMOND JAMES/FI	XXX	415,188	395,000	0
450812-Q7-0	IBERIA PARISH LA PARISHWIDE SCH DIST		08/08/2024	RAYMOND JAMES/FI	XXX	417,140	390,000	0
450812-YW-6	IBERIA PARISH LA PARISHWIDE SCH DIST		11/15/2024	Various	XXX	183,773	185,000	1,045
450839-CZ-6	IBERVILLE PARISH LA CONS SCH DIST NO 005		11/04/2024	Various	XXX	219,949	215,000	2,314
450839-DA-0	IBERVILLE PARISH LA CONS SCH DIST NO 005		11/18/2024	Various	XXX	143,212	140,000	1,517
473750-CW-7	JEFFERSON DAVIS PARISH LA CONS SCH DIST		08/12/2024	BAIRD, ROBERT W. & COMPANY IN	XXX	146,405	140,000	0
473750-CN-5	JEFFERSON DAVIS PARISH LA CONS SCH DIST		08/12/2024	BAIRD, ROBERT W. & COMPANY IN	XXX	159,662	150,000	0
473813-DJ-9	JEFFERSON DAVIS PARISH LA SCH DIST NO 2		05/23/2024	HILLTOP SECURITIES INC	XXX	131,903	125,000	1,510
474744-CR-8	JEFFERSON PARISH LA SCH BRD LTD TAX REV		02/28/2024	FIRST CLEARING LLC	XXX	72,782	75,000	0
474744-CT-4	JEFFERSON PARISH LA SCH BRD LTD TAX REV		04/16/2024	SUMRIDGE PARTNERS LLC	XXX	59,764	65,000	170
48943P-AB-9	KENNER CITY		09/05/2024	Stifel Nicolaus (#00793)	XXX	154,740	150,000	0
48943P-AC-7	KENNER CITY		09/05/2024	Stifel Nicolaus (#00793)	XXX	242,176	230,000	0

E13

ANNUAL STATEMENT FOR THE YEAR 2024 OF THE Louisiana Citizens Property Insurance Corporation

SCHEDULE D - PART 3

Showing All Long-Term Bonds and Stocks **ACQUIRED** During Current Year

1	2	3	4	5	6	7	8	9
CUSIP Identification	Description	Foreign	Date Acquired	Name of Vendor	Number of Shares of Stock	Actual Cost	Par Value	Paid for Accrued Interest and Dividends
48943P-AD-5	KENNER CITY		09/05/2024	Stifel Nicholas (#00793)	XXX	160,931	150,000	.0
506570-VZ-0	LAFAYETTE PARISH LA		05/06/2024	TRADE WEB DIRECT LLC - 78831	XXX	143,670	145,000	.843
506602-BC-4	LAFAYETTE PARISH LA LAW ENFORCEMENT DIST		10/16/2024	HEARTLAND FINANCIAL SERVICES	XXX	78,971	85,000	.130
507012-XZ-0	LAFOURCHE PARISH LA CONS SCH DIST NO 1 P		10/29/2024	Morgan Stanley & Co	XXX	106,136	100,000	.819
534478-JJ-2	LINCOLN PARISH LA SCH DIST NO 1 RUSTON		07/24/2024	Stifel Nicholas (#00793)	XXX	360,322	350,000	.0
534478-JK-9	LINCOLN PARISH LA SCH DIST NO 1 RUSTON		07/24/2024	Stifel Nicholas (#00793)	XXX	366,755	350,000	.0
534478-JL-7	LINCOLN PARISH LA SCH DIST NO 1 RUSTON		07/24/2024	Stifel Nicholas (#00793)	XXX	266,255	250,000	.0
632064-HF-1	NATCHITOCHE PARISH LA SCH DIST NO 9		11/26/2024	GOLDMAN, SACHS & CO	XXX	245,210	240,000	2,867
64763F-A6-6	NEW ORLEANS LA		10/16/2024	SUMRIDGE PARTNERS LLC	XXX	292,201	275,000	.611
64763F-C8-0	NEW ORLEANS LA		11/26/2024	Various	XXX	891,365	875,000	18,264
64763F-D2-2	NEW ORLEANS LA		12/02/2024	TRADE WEB DIRECT LLC - 78831	XXX	116,546	110,000	.31
64763F-D3-0	NEW ORLEANS LA		06/07/2024	Various	XXX	426,931	400,000	2,333
64763F-UB-3	NEW ORLEANS LA		06/21/2024	HILLTOP SECURITIES INC.	XXX	158,763	165,000	.369
64763F-VG-1	NEW ORLEANS LA		11/14/2024	J.P. MORGAN CLEARING CORP	XXX	763,433	750,000	17,083
64763F-VH-9	NEW ORLEANS LA		10/10/2024	Various	XXX	271,692	265,000	3,127
64763F-VK-2	NEW ORLEANS LA		04/19/2024	HILLTOP SECURITIES INC.	XXX	60,584	60,000	.947
64763F-WD-7	NEW ORLEANS LA		10/28/2024	Various	XXX	499,307	505,000	5,725
64763F-WG-0	NEW ORLEANS LA		12/20/2024	Various	XXX	450,795	435,000	4,756
64763F-YP-8	NEW ORLEANS LA		04/17/2024	J.P. MORGAN CLEARING CORP	XXX	168,803	160,000	3,067
64763F-ZU-6	NEW ORLEANS LA		11/25/2024	J.P. MORGAN CLEARING CORP	XXX	474,670	500,000	1,852
689861-PA-4	OUACHITA PARISH LA EAST OUACHITA PARISH		06/21/2024	HEARTLAND FINANCIAL SERVICES	XXX	100,278	100,000	1,256
689861-PP-1	OUACHITA PARISH LA EAST OUACHITA PARISH		04/08/2024	HILLTOP SECURITIES INC.	XXX	127,738	125,000	.542
689861-PQ-9	OUACHITA PARISH LA EAST OUACHITA PARISH		06/03/2024	HEARTLAND FINANCIAL SERVICES	XXX	101,559	100,000	1,033
753466-FX-4	RAPIDES PARISH LA		11/21/2024	TRADE WEB DIRECT LLC - 78831	XXX	98,339	100,000	.675
753533-FK-9	RAPIDES PARISH LA SCH DIST NO 11 RIGOLET		05/06/2024	RBC CAPITAL MARKETS, LLC	XXX	104,774	100,000	.931
753585-EJ-3	RAPIDES PARISH LA SCH DIST NO 52 PINEVIL		06/20/2024	J.P. MORGAN CLEARING CORP	XXX	331,881	350,000	1,556
753608-GV-4	RAPIDES PARISH LA CONS SCH DIST NO 62		03/27/2024	Stifel Nicholas (#00793)	XXX	180,826	175,000	.0
753608-GW-2	RAPIDES PARISH LA CONS SCH DIST NO 62		03/27/2024	Stifel Nicholas (#00793)	XXX	158,057	150,000	.0
756899-BY-5	RED RIVER PARISH LA PARISHWIDE SCH DIST		11/25/2024	Various	XXX	224,515	215,000	2,051
788076-SY-4	ST CHARLES PARISH LA SCH DIST NO 1 PARIS		10/09/2024	TRADE WEB DIRECT LLC - 78831	XXX	93,381	100,000	.217
788076-TS-6	ST CHARLES PARISH LA SCH DIST NO 1 PARIS		04/26/2024	CREWS & ASSOCIATES	XXX	360,035	350,000	.0
788076-TT-4	ST CHARLES PARISH LA SCH DIST NO 1 PARIS		04/26/2024	CREWS & ASSOCIATES	XXX	585,777	560,000	.0
788076-TU-1	ST CHARLES PARISH LA SCH DIST NO 1 PARIS		04/26/2024	CREWS & ASSOCIATES	XXX	186,557	175,000	.0
790109-ED-0	ST JAMES PARISH LA SCH DIST NO 1		06/21/2024	HILLTOP SECURITIES INC.	XXX	297,865	330,000	2,072
790178-TF-4	ST JOHN BAPTIST PARISH LA		11/21/2024	HEARTLAND FINANCIAL SERVICES	XXX	98,950	100,000	.675
792146-KS-0	ST MARTIN PARISH LA		11/05/2024	RBC CAPITAL MARKETS, LLC	XXX	45,448	45,000	.325
792146-KU-5	ST MARTIN PARISH LA		08/07/2024	J.P. MORGAN CLEARING CORP	XXX	189,270	180,000	3,925
792146-LJ-9	ST MARTIN PARISH LA		11/06/2024	RBC CAPITAL MARKETS, LLC	XXX	51,042	50,000	.367
792163-RQ-2	ST MARTIN PARISH LA SCH DIST PARISH WIDE		11/21/2024	TRADE WEB DIRECT LLC - 78831	XXX	99,400	100,000	.731
792163-UA-3	ST MARTIN PARISH LA SCH DIST PARISH WIDE		10/30/2024	TRADE WEB DIRECT LLC - 78831	XXX	47,039	50,000	.167
792163-VH-7	ST MARTIN PARISH LA SCH DIST PARISH WIDE		08/12/2024	HILLTOP SECURITIES INC.	XXX	431,213	410,000	9,225
792163-WA-1	ST MARTIN PARISH LA SCH DIST PARISH WIDE		04/24/2024	J.P. MORGAN CLEARING CORP	XXX	100,901	100,000	.611
792163-XG-7	ST MARTIN PARISH LA SCH DIST PARISH WIDE		06/26/2024	J.P. MORGAN CLEARING CORP	XXX	68,725	65,000	1,047
793572-ZZ-0	ST TAMMANY PARISH WIDE SCH DIST NO 12 LA		10/23/2024	J.P. MORGAN CLEARING CORP	XXX	108,568	100,000	.736
793572-4U-9	ST TAMMANY PARISH WIDE SCH DIST NO 12 LA		11/26/2024	J.P. MORGAN CLEARING CORP	XXX	245,765	240,000	2,867
793572-A2-4	ST TAMMANY PARISH WIDE SCH DIST NO 12 LA		04/26/2024	J.P. MORGAN CLEARING CORP	XXX	49,269	50,000	.246
793572-M7-0	ST TAMMANY PARISH WIDE SCH DIST NO 12 LA		05/23/2024	HEARTLAND FINANCIAL SERVICES	XXX	515,790	495,000	5,981
825434-5M-1	SHREVEPORT LA		11/20/2024	HEARTLAND FINANCIAL SERVICES	XXX	526,655	500,000	5,556
825434-5V-1	SHREVEPORT LA		11/21/2024	Stifel Nicholas (#00793)	XXX	280,827	275,000	.0
825434-5W-9	SHREVEPORT LA		11/21/2024	Stifel Nicholas (#00793)	XXX	312,120	300,000	.0
825434-5X-7	SHREVEPORT LA		11/21/2024	Stifel Nicholas (#00793)	XXX	316,662	300,000	.0
881184-D5-1	TERREBONNE PARISH LA		04/26/2024	J.P. MORGAN CLEARING CORP	XXX	48,736	50,000	.246
881254-AL-0	TERREBONNE PARISH LA SCH BRD LTD TAX REV		11/22/2024	J.P. MORGAN CLEARING CORP	XXX	102,425	100,000	1,167
881254-AN-6	TERREBONNE PARISH LA SCH BRD LTD TAX REV		12/03/2024	HEARTLAND FINANCIAL SERVICES	XXX	66,554	65,000	.840
924580-PP-3	VERNON PARISH LA SCH DIST NO 16 LEESVILL		11/22/2024	J.P. MORGAN CLEARING CORP	XXX	525,074	505,000	4,713
951291-CJ-0	WEST BATON ROUGE PARISH LA SCH DIST NO 3		01/17/2024	Stifel Nicholas (#00793)	XXX	25,434	25,000	.479
988844-LP-9	ZACHARY LA CMNTY SCH DIST NO 1		11/12/2024	Various	XXX	78,353	80,000	.426
0709999999 - Bonds - U.S. Political Subdivisions of States, Territories and Possessions (Direct and Guaranteed)						22,474,751	21,865,000	143,599
Bonds - U.S. Special Revenue and Special Assessment and all Non-Guaranteed Obligations of Agencies and Authorities of Governments and Their Political Subdivisions								
015083-CH-9	ALEXANDRIA LA SALES & USE TAX REV		04/26/2024	J.P. MORGAN CLEARING CORP	XXX	198,375	195,000	2,410
043506-BQ-6	ASCENSION PARISH LA REV		04/26/2024	J.P. MORGAN CLEARING CORP	XXX	256,318	255,000	2,522

E13.1

ANNUAL STATEMENT FOR THE YEAR 2024 OF THE Louisiana Citizens Property Insurance Corporation

SCHEDULE D - PART 3

Showing All Long-Term Bonds and Stocks **ACQUIRED** During Current Year

1	2	3	4	5	6	7	8	9
CUSIP Identification	Description	Foreign	Date Acquired	Name of Vendor	Number of Shares of Stock	Actual Cost	Par Value	Paid for Accrued Interest and Dividends
043506-BR-4	ASCENSION PARISH LA REV.		11/27/2024	RBC CAPITAL MARKETS, LLC	XXX	226,956	220,000	3,606
043506-BU-7	ASCENSION PARISH LA REV.		10/17/2024	J.P. MORGAN CLEARING CORP	XXX	202,346	195,000	2,085
071268-DC-7	BATON ROUGE LA PUB IMPT SALES TAX REV.		09/03/2024	RBC CAPITAL MARKETS, LLC	XXX	91,940	90,000	330
071268-DD-5	BATON ROUGE LA PUB IMPT SALES TAX REV.		11/26/2024	Various	XXX	183,098	180,000	1,742
100210-RH-8	BOSSIER CITY LA PUB IMPT SALES & USE TAX		08/09/2024	HILLTOP SECURITIES INC.	XXX	313,923	300,000	2,958
100210-RK-1	BOSSIER CITY LA PUB IMPT SALES & USE TAX		10/22/2024	TRADE WEB DIRECT LLC - 78831	XXX	526,493	505,000	9,960
100210-RL-9	BOSSIER CITY LA PUB IMPT SALES & USE TAX		12/03/2024	J.P. MORGAN CLEARING CORP	XXX	109,071	105,000	44
100216-FZ-8	BOSSIER CITY LA UTILS REV.		04/12/2024	Various	XXX	200,673	220,000	428
100216-GA-2	BOSSIER CITY LA UTILS REV.		04/10/2024	D. A. DAVIDSON & CO	XXX	107,125	120,000	55
153136-CT-1	CENTRAL CMNTY SCH SYS CENTRAL LA SALES T		10/30/2024	Morgan Stanley & Co	XXX	134,910	130,000	2,167
270618-EZ-0	EAST BATON ROUGE LA SEW COMMN REV.		10/24/2024	HILLTOP SECURITIES INC.	XXX	169,344	165,000	1,763
270618-FB-2	EAST BATON ROUGE LA SEW COMMN REV.		04/25/2024	J.P. MORGAN CLEARING CORP	XXX	53,013	50,000	611
270618-FZ-9	EAST BATON ROUGE LA SEW COMMN REV.		05/07/2024	HILLTOP SECURITIES INC.	XXX	53,227	50,000	681
270618-GE-5	EAST BATON ROUGE LA SEW COMMN REV.		11/22/2024	Various	XXX	670,345	655,000	8,518
270618-GN-5	EAST BATON ROUGE LA SEW COMMN REV.		11/25/2024	Various	XXX	680,172	725,000	2,791
270618-HE-4	EAST BATON ROUGE LA SEW COMMN REV.		04/25/2024	J.P. MORGAN CLEARING CORP	XXX	53,001	50,000	590
270764-EJ-8	EAST BATON ROUGE PARISH LA SALES TAX REV.		03/11/2024	HEARTLAND FINANCIAL SERVICES.	XXX	153,701	150,000	875
270764-EK-5	EAST BATON ROUGE PARISH LA SALES TAX REV.		11/12/2024	HEARTLAND FINANCIAL SERVICES.	XXX	80,917	80,000	1,133
270764-EM-1	EAST BATON ROUGE PARISH LA SALES TAX REV.		06/14/2024	TRADE WEB DIRECT LLC - 78831	XXX	172,538	170,000	3,211
270764-EV-1	EAST BATON ROUGE PARISH LA SALES TAX REV.		10/31/2024	Various	XXX	340,670	330,000	4,071
270773-AG-9	EAST BATON ROUGE PARISH LA CAP IMPTS DIS.		10/09/2024	HILLTOP SECURITIES INC.	XXX	291,379	280,000	2,683
270773-AZ-7	EAST BATON ROUGE PARISH LA CAP IMPTS DIS.		10/09/2024	Stifel Nicholas (#00793)	XXX	520,090	500,000	0
270773-BA-1	EAST BATON ROUGE PARISH LA CAP IMPTS DIS.		10/09/2024	Stifel Nicholas (#00793)	XXX	372,855	350,000	0
270773-BB-9	EAST BATON ROUGE PARISH LA CAP IMPTS DIS.		10/09/2024	Stifel Nicholas (#00793)	XXX	298,870	275,000	0
474176-KT-0	JEFFERSON LA SALES TAX DIST SPL SALES TA		04/29/2024	J.P. MORGAN CLEARING CORP	XXX	367,749	360,000	7,206
474176-KU-7	JEFFERSON LA SALES TAX DIST SPL SALES TA		10/24/2024	Various	XXX	155,800	150,000	2,139
474176-KX-1	JEFFERSON LA SALES TAX DIST SPL SALES TA		06/24/2024	TRADE WEB DIRECT LLC - 78831	XXX	176,786	165,000	550
474481-AD-0	CONSOLIDATED SEWERAGE DISTRICT NO 1		04/10/2024	SUMRIDGE PARTNERS LLC	XXX	337,593	335,000	2,643
474502-EE-7	JEFFERSON PARISH LA CONS WTRNKS DIST NO.		10/18/2024	Various	XXX	141,297	140,000	1,333
474502-EG-2	JEFFERSON PARISH LA CONS WTRNKS DIST NO.		04/15/2024	HILLTOP SECURITIES INC.	XXX	102,829	100,000	844
474502-EH-0	JEFFERSON PARISH LA CONS WTRNKS DIST NO.		11/12/2024	TRADE WEB DIRECT LLC - 78831	XXX	36,290	35,000	397
474750-VH-6	JEFFERSON PARISH LA SCH BRD SALES & USE		11/14/2024	Various	XXX	548,192	545,000	7,978
48944E-DS-3	KENNER LA SALES TAX REV.		10/29/2024	HEARTLAND FINANCIAL SERVICES.	XXX	49,497	55,000	471
50646P-CU-1	LAFAYETTE LA COMMUNICATIONS SYS REV.		10/17/2024	TRADE WEB DIRECT LLC - 78831	XXX	227,045	225,000	4,175
506479-KA-1	LAFAYETTE LA PUB PWR AUTH ELEC REV		10/30/2024	GOLDMAN, SACHS & CO	XXX	40,639	40,000	1,000
506485-BG-5	LAFAYETTE LA PUB IMPT SALES TAX.		04/26/2024	J.P. MORGAN CLEARING CORP	XXX	49,890	50,000	901
506485-CN-9	LAFAYETTE LA PUB IMPT SALES TAX.		11/21/2024	TRADE WEB DIRECT LLC - 78831	XXX	99,115	100,000	175
506485-DZ-1	LAFAYETTE LA PUB IMPT SALES TAX.		06/20/2024	FIRST CLEARING LLC	XXX	132,727	135,000	586
506485-EA-5	LAFAYETTE LA PUB IMPT SALES TAX.		06/20/2024	FIRST CLEARING LLC	XXX	142,277	145,000	629
506485-GG-0	LAFAYETTE LA PUB IMPT SALES TAX.		11/12/2024	Various	XXX	207,204	205,000	1,470
506485-GH-8	LAFAYETTE LA PUB IMPT SALES TAX.		12/26/2024	TRADE WEB DIRECT LLC - 78831	XXX	75,808	75,000	672
506485-HP-9	LAFAYETTE LA PUB IMPT SALES TAX.		11/25/2024	HILLTOP SECURITIES INC.	XXX	72,922	70,000	661
506485-JT-9	LAFAYETTE LA PUB IMPT SALES TAX.		04/10/2024	TRADE WEB DIRECT LLC - 78831	XXX	133,731	125,000	2,795
506485-MV-0	LAFAYETTE LA PUB IMPT SALES TAX.		04/11/2024	Stifel Nicholas (#00793)	XXX	205,730	200,000	0
506485-MW-8	LAFAYETTE LA PUB IMPT SALES TAX.		04/11/2024	Stifel Nicholas (#00793)	XXX	209,438	200,000	0
506485-MX-6	LAFAYETTE LA PUB IMPT SALES TAX.		04/11/2024	Stifel Nicholas (#00793)	XXX	266,835	250,000	0
506485-NR-8	LAFAYETTE LA PUB IMPT SALES TAX.		04/11/2024	Stifel Nicholas (#00793)	XXX	233,328	230,000	0
506485-NS-6	LAFAYETTE LA PUB IMPT SALES TAX.		04/11/2024	Stifel Nicholas (#00793)	XXX	366,083	355,000	0
506485-NT-4	LAFAYETTE LA PUB IMPT SALES TAX.		04/11/2024	Stifel Nicholas (#00793)	XXX	183,831	175,000	0
506485-NU-1	LAFAYETTE LA PUB IMPT SALES TAX.		04/11/2024	Stifel Nicholas (#00793)	XXX	160,578	150,000	0
506485-PP-0	LAFAYETTE LA PUB IMPT SALES TAX.		12/10/2024	Unknown	XXX	204,708	200,000	0
506485-PQ-8	LAFAYETTE LA PUB IMPT SALES TAX.		12/06/2024	Stifel Nicholas (#00793)	XXX	209,042	200,000	0
506485-PR-6	LAFAYETTE LA PUB IMPT SALES TAX.		12/06/2024	Stifel Nicholas (#00793)	XXX	372,603	350,000	0
506498-B3-7	LAFAYETTE LA UTILS REV		09/11/2024	Various	XXX	404,492	445,000	3,746
506498-ZA-5	LAFAYETTE LA UTILS REV		12/20/2024	Various	XXX	321,717	305,000	1,596
506498-ZR-8	LAFAYETTE LA UTILS REV		09/03/2024	Morgan Stanley & Co	XXX	81,370	75,000	1,281
506624-QF-5	LAFAYETTE PARISH LA SCH BRD SALES TAX RE		04/24/2024	J.P. MORGAN CLEARING CORP	XXX	99,690	95,000	330
506624-TW-5	LAFAYETTE PARISH LA SCH BRD SALES TAX RE		11/18/2024	Various	XXX	82,113	80,000	401
538799-BP-1	LIVINGSTON PARISH LA SCH BRD SALES USE T		04/24/2024	TRADE WEB DIRECT LLC - 78831	XXX	235,926	235,000	4,569
546275-AD-0	LOUISIANA LOCAL GOVERNMENT ENVIRONMENTAL		09/25/2024	Various	XXX	1,064,665	1,020,000	10,436
546275-AE-8	LOUISIANA LOCAL GOVERNMENT ENVIRONMENTAL		11/26/2024	Various	XXX	281,593	270,000	3,122
54627D-DZ-1	LOUISIANA HSG CORP SINGLE FAMILY MTG REV		11/21/2024	TRADE WEB DIRECT LLC - 78831	XXX	86,495	90,000	1,133

E132

ANNUAL STATEMENT FOR THE YEAR 2024 OF THE Louisiana Citizens Property Insurance Corporation

SCHEDULE D - PART 3

Showing All Long-Term Bonds and Stocks ACQUIRED During Current Year

1	2	3	4	5	6	7	8	9
CUSIP Identification	Description	Foreign	Date Acquired	Name of Vendor	Number of Shares of Stock	Actual Cost	Par Value	Paid for Accrued Interest and Dividends
54627D-FX-4	LOUISIANA HSG CORP SINGLE FAMILY MTG REV		03/05/2024	HEARTLAND FINANCIAL SERVICES	XXX	77,644	85,000	.215
54627D-FY-2	LOUISIANA HSG CORP SINGLE FAMILY MTG REV		06/18/2024	TRADE WEB DIRECT LLC - 78831	XXX	232,050	260,000	.144
54627D-QD-6	LOUISIANA HSG CORP SINGLE FAMILY MTG REV		03/15/2024	RAYMOND JAMES/FI	XXX	125,000	125,000	.0
54627D-QE-4	LOUISIANA HSG CORP SINGLE FAMILY MTG REV		03/15/2024	RAYMOND JAMES/FI	XXX	125,000	125,000	.0
54627D-QF-1	LOUISIANA HSG CORP SINGLE FAMILY MTG REV		03/15/2024	RAYMOND JAMES/FI	XXX	150,000	150,000	.0
54627D-QG-9	LOUISIANA HSG CORP SINGLE FAMILY MTG REV		03/15/2024	RAYMOND JAMES/FI	XXX	200,000	200,000	.0
54627D-QH-7	LOUISIANA HSG CORP SINGLE FAMILY MTG REV		03/15/2024	RAYMOND JAMES/FI	XXX	175,000	175,000	.0
54627D-RJ-2	LOUISIANA HSG CORP SINGLE FAMILY MTG REV		07/11/2024	Stifel Nicholas (#00793)	XXX	120,000	120,000	.0
54627D-RK-9	LOUISIANA HSG CORP SINGLE FAMILY MTG REV		07/11/2024	Stifel Nicholas (#00793)	XXX	375,000	375,000	.0
54627D-RL-7	LOUISIANA HSG CORP SINGLE FAMILY MTG REV		07/11/2024	Stifel Nicholas (#00793)	XXX	385,000	385,000	.0
54627D-RM-5	LOUISIANA HSG CORP SINGLE FAMILY MTG REV		07/11/2024	Stifel Nicholas (#00793)	XXX	200,000	200,000	.0
54627D-RN-3	LOUISIANA HSG CORP SINGLE FAMILY MTG REV		07/11/2024	Stifel Nicholas (#00793)	XXX	200,000	200,000	.0
54627D-SD-4	LOUISIANA HSG CORP SINGLE FAMILY MTG REV		07/11/2024	Stifel Nicholas (#00793)	XXX	100,000	100,000	.0
54627D-SE-2	LOUISIANA HSG CORP SINGLE FAMILY MTG REV		07/11/2024	Stifel Nicholas (#00793)	XXX	100,000	100,000	.0
546282-3N-2	LOUISIANA LOC GOVT ENVIRONMENTAL FACS &		11/07/2024	Various	XXX	102,342	100,000	.442
546282-3P-7	LOUISIANA LOC GOVT ENVIRONMENTAL FACS &		11/06/2024	J.P. MORGAN CLEARING CORP	XXX	153,828	150,000	.750
546282-3V-4	LOUISIANA LOC GOVT ENVIRONMENTAL FACS &		10/22/2024	HEARTLAND FINANCIAL SERVICES	XXX	330,428	325,000	7.764
546282-7S-7	LOUISIANA LOC GOVT ENVIRONMENTAL FACS &		10/18/2024	J.P. MORGAN CLEARING CORP	XXX	196,004	190,000	4.486
546282-8E-7	LOUISIANA LOC GOVT ENVIRONMENTAL FACS &		05/07/2024	J.P. MORGAN CLEARING CORP	XXX	2,520,816	2,400,000	32.667
546282-F9-0	LOUISIANA LOC GOVT ENVIRONMENTAL FACS &		04/18/2024	J.P. MORGAN CLEARING CORP	XXX	204,198	200,000	4.667
546282-JN-5	LOUISIANA LOC GOVT ENVIRONMENTAL FACS &		02/05/2024	FIRST CLEARING LLC	XXX	384,000	375,000	3.293
546282-K6-0	LOUISIANA LOC GOVT ENVIRONMENTAL FACS &		09/10/2024	Various	XXX	183,518	180,000	1.000
546282-K7-8	LOUISIANA LOC GOVT ENVIRONMENTAL FACS &		10/17/2024	J.P. MORGAN CLEARING CORP	XXX	202,840	200,000	2.139
546282-L9-3	LOUISIANA LOC GOVT ENVIRONMENTAL FACS &		07/08/2024	TRADE WEB DIRECT LLC - 78831	XXX	51,010	50,000	.264
546282-M2-7	LOUISIANA LOC GOVT ENVIRONMENTAL FACS &		09/25/2024	GOLDMAN, SACHS & CO	XXX	35,831	35,000	.559
546282-UP-7	LOUISIANA LOC GOVT ENVIRONMENTAL FACS &		10/31/2024	J.P. MORGAN CLEARING CORP	XXX	75,030	75,000	1.250
546282-UO-5	LOUISIANA LOC GOVT ENVIRONMENTAL FACS &		10/25/2024	Various	XXX	199,284	205,000	2.020
546282-V9-2	LOUISIANA LOC GOVT ENVIRONMENTAL FACS &		03/05/2024	HEARTLAND FINANCIAL SERVICES	XXX	77,076	75,000	1.313
546282-2L-5	LOUISIANA LOC GOVT ENVIRONMENTAL FACS &		12/04/2024	Carty and Company	XXX	211,748	200,000	.0
546282-2M-3	LOUISIANA LOC GOVT ENVIRONMENTAL FACS &		12/04/2024	Carty and Company	XXX	150,675	140,000	.0
546282-2N-1	LOUISIANA LOC GOVT ENVIRONMENTAL FACS &		12/04/2024	Carty and Company	XXX	169,210	155,000	.0
546282-AD-4	LOUISIANA LOC GOVT ENVIRONMENTAL FACS &		06/03/2024	Various	XXX	251,662	250,000	2.800
546282-AF-9	LOUISIANA LOC GOVT ENVIRONMENTAL FACS &		11/21/2024	Various	XXX	686,751	655,000	5.516
546282-CH-3	LOUISIANA LOC GOVT ENVIRONMENTAL FACS &		11/26/2024	Various	XXX	374,615	355,000	.904
546282-CP-5	LOUISIANA LOC GOVT ENVIRONMENTAL FACS &		11/22/2024	Various	XXX	1,123,782	1,085,000	12.849
546282-CQ-3	LOUISIANA LOC GOVT ENVIRONMENTAL FACS &		10/22/2024	RBC CAPITAL MARKETS, LLC	XXX	529,365	500,000	1.528
546282-CR-1	LOUISIANA LOC GOVT ENVIRONMENTAL FACS &		10/31/2024	Various	XXX	1,060,387	990,000	3.924
546282-DA-7	LOUISIANA LOC GOVT ENVIRONMENTAL FACS &		10/22/2024	HILLTOP SECURITIES INC	XXX	140,175	135,000	.413
546282-DB-5	LOUISIANA LOC GOVT ENVIRONMENTAL FACS &		11/26/2024	HEARTLAND FINANCIAL SERVICES	XXX	89,456	85,000	.661
546282-EG-3	LOUISIANA LOC GOVT ENVIRONMENTAL FACS &		10/16/2024	Various	XXX	83,872	80,000	.844
546282-FK-3	LOUISIANA LOC GOVT ENVIRONMENTAL FACS &		04/22/2024	J.P. MORGAN CLEARING CORP	XXX	204,408	200,000	3.972
546282-KA-9	LOUISIANA LOC GOVT ENVIRONMENTAL FACS &		10/23/2024	J.P. MORGAN CLEARING CORP	XXX	289,383	280,000	.894
546282-KB-7	LOUISIANA LOC GOVT ENVIRONMENTAL FACS &		12/02/2024	Morgan Stanley & Co	XXX	121,186	115,000	.990
546282-M2-5	LOUISIANA LOC GOVT ENVIRONMENTAL FACS &		05/06/2024	J.P. MORGAN CLEARING CORP	XXX	204,712	200,000	2.694
546282-M4-1	LOUISIANA LOC GOVT ENVIRONMENTAL FACS &		11/22/2024	HEARTLAND FINANCIAL SERVICES	XXX	53,780	50,000	.792
546282-ML-3	LOUISIANA LOC GOVT ENVIRONMENTAL FACS &		10/09/2024	FIRST CLEARING LLC	XXX	704,910	750,000	2.224
546282-MM-1	LOUISIANA LOC GOVT ENVIRONMENTAL FACS &		10/16/2024	Various	XXX	1,902,726	2,060,000	7.580
546282-N9-9	LOUISIANA LOC GOVT ENVIRONMENTAL FACS &		04/25/2024	Stifel Nicholas (#00793)	XXX	104,145	100,000	.0
546282-P2-2	LOUISIANA LOC GOVT ENVIRONMENTAL FACS &		04/25/2024	Stifel Nicholas (#00793)	XXX	105,893	100,000	.0
546282-R3-8	LOUISIANA LOC GOVT ENVIRONMENTAL FACS &		05/22/2024	Stifel Nicholas (#00793)	XXX	179,792	175,000	.0
546282-R4-6	LOUISIANA LOC GOVT ENVIRONMENTAL FACS &		05/22/2024	Stifel Nicholas (#00793)	XXX	235,035	225,000	.0
546282-R5-3	LOUISIANA LOC GOVT ENVIRONMENTAL FACS &		05/22/2024	Stifel Nicholas (#00793)	XXX	238,811	225,000	.0
546282-T7-7	LOUISIANA LOC GOVT ENVIRONMENTAL FACS &		08/21/2024	OPPENHEIMER AND CO. (FIXED)	XXX	561,488	535,000	.0
546282-T8-5	LOUISIANA LOC GOVT ENVIRONMENTAL FACS &		08/21/2024	OPPENHEIMER AND CO. (FIXED)	XXX	947,136	885,000	.0
546282-T9-3	LOUISIANA LOC GOVT ENVIRONMENTAL FACS &		08/21/2024	OPPENHEIMER AND CO. (FIXED)	XXX	327,549	300,000	.0
546282-UP-5	LOUISIANA LOC GOVT ENVIRONMENTAL FACS &		04/18/2024	J.P. MORGAN CLEARING CORP	XXX	60,574	60,000	1.140
546282-X6-4	LOUISIANA LOC GOVT ENVIRONMENTAL FACS &		09/06/2024	J.P. MORGAN CLEARING CORP	XXX	206,064	200,000	.0
546282-X7-2	LOUISIANA LOC GOVT ENVIRONMENTAL FACS &		09/06/2024	J.P. MORGAN CLEARING CORP	XXX	105,310	100,000	.0
546282-X8-0	LOUISIANA LOC GOVT ENVIRONMENTAL FACS &		09/06/2024	J.P. MORGAN CLEARING CORP	XXX	53,688	50,000	.0
546282-Z6-2	LOUISIANA LOC GOVT ENVIRONMENTAL FACS &		12/04/2024	Stifel Nicholas (#00793)	XXX	517,830	500,000	.0
546282-Z7-0	LOUISIANA LOC GOVT ENVIRONMENTAL FACS &		12/04/2024	Stifel Nicholas (#00793)	XXX	263,215	250,000	.0
546282-Z8-8	LOUISIANA LOC GOVT ENVIRONMENTAL FACS &		12/04/2024	Stifel Nicholas (#00793)	XXX	213,560	200,000	.0

E133

ANNUAL STATEMENT FOR THE YEAR 2024 OF THE Louisiana Citizens Property Insurance Corporation

SCHEDULE D - PART 3

Showing All Long-Term Bonds and Stocks **ACQUIRED** During Current Year

1	2	3	4	5	6	7	8	9
CUSIP Identification	Description	Foreign	Date Acquired	Name of Vendor	Number of Shares of Stock	Actual Cost	Par Value	Paid for Accrued Interest and Dividends
546395-N4-2	LOUISIANA PUB FACS AUTH HOSP REV		10/31/2024	GOLDMAN, SACHS & CO	XXX	125,854	125,000	.0
546398-2F-4	LOUISIANA PUB FACS AUTH REV		04/18/2024	J.P. MORGAN CLEARING CORP	XXX	610,002	600,000	11,750
546398-2Y-3	LOUISIANA PUB FACS AUTH REV		11/22/2024	Various	XXX	176,809	175,000	2,934
546398-6A-1	LOUISIANA PUB FACS AUTH REV		11/14/2024	Various	XXX	224,159	220,000	4,408
546398-6B-9	LOUISIANA PUB FACS AUTH REV		06/27/2024	Various	XXX	431,781	415,000	1,124
546398-6C-7	LOUISIANA PUB FACS AUTH REV		11/27/2024	Various	XXX	542,465	520,000	9,272
546398-6D-5	LOUISIANA PUB FACS AUTH REV		11/15/2024	Various	XXX	2,469,072	2,370,000	41,758
546398-6E-3	LOUISIANA PUB FACS AUTH REV		10/18/2024	Various	XXX	291,808	280,000	4,900
546398-DJ-4	LOUISIANA PUB FACS AUTH REV		11/22/2024	Various	XXX	416,561	400,000	8,212
546399-BY-1	LOUISIANA PUB FACS AUTH REV		04/26/2024	J.P. MORGAN CLEARING CORP	XXX	111,199	110,000	2,521
546399-EK-8	LOUISIANA PUB FACS AUTH REV		04/08/2024	Morgan Stanley & Co	XXX	76,755	75,000	1,198
546399-EL-6	LOUISIANA PUB FACS AUTH REV		05/07/2024	TRADE WEB DIRECT LLC - 78831	XXX	125,246	120,000	2,400
546399-EP-7	LOUISIANA PUB FACS AUTH REV		10/29/2024	MERRILL LYNCH PIERCE FENNER & SMITH	XXX	58,088	55,000	1,031
546399-PE-0	LOUISIANA PUB FACS AUTH REV		11/13/2024	J.P. MORGAN CLEARING CORP	XXX	61,453	60,000	358
546399-PV-2	LOUISIANA PUB FACS AUTH REV		04/15/2024	HEARTLAND FINANCIAL SERVICES	XXX	77,756	75,000	21
546399-PX-8	LOUISIANA PUB FACS AUTH REV		10/23/2024	J.P. MORGAN CLEARING CORP	XXX	134,398	125,000	156
546399-SH-0	LOUISIANA PUB FACS AUTH REV		10/29/2024	J.P. MORGAN CLEARING CORP	XXX	83,493	80,000	167
546410-DD-0	LOUISIANA STAD & EXPOSITION DIST REV		06/27/2024	HEARTLAND FINANCIAL SERVICES	XXX	266,950	265,000	6,730
546410-DE-8	LOUISIANA STAD & EXPOSITION DIST REV		10/16/2024	HEARTLAND FINANCIAL SERVICES	XXX	206,038	200,000	3,015
54641C-AG-0	LOUISIANA ST GRNT ANTIC REV		10/22/2024	Various	XXX	715,143	690,000	5,747
54641C-AJ-4	LOUISIANA ST GRNT ANTIC REV		07/08/2024	Various	XXX	354,203	330,000	5,026
54641C-AK-1	LOUISIANA ST GRNT ANTIC REV		12/20/2024	Various	XXX	1,031,883	965,000	11,182
54641C-AR-6	LOUISIANA ST GRNT ANTIC REV		04/12/2024	Morgan Stanley & Co	XXX	71,413	70,000	438
54641C-AT-2	LOUISIANA ST GRNT ANTIC REV		05/01/2024	FIRST CLEARING LLC	XXX	68,831	65,000	560
54641C-AV-7	LOUISIANA ST GRNT ANTIC REV		10/30/2024	J.P. MORGAN CLEARING CORP	XXX	169,209	155,000	1,292
54641C-BC-8	LOUISIANA ST GRNT ANTIC REV		12/20/2024	Various	XXX	854,224	825,000	10,719
54641C-BD-6	LOUISIANA ST GRNT ANTIC REV		04/24/2024	FIRST CLEARING LLC	XXX	259,521	245,000	1,872
546458-DR-8	LOUISIANA ST CORRECTIONAL FACS CORP LEAS		04/19/2024	J.P. MORGAN CLEARING CORP	XXX	134,707	130,000	379
546458-DT-4	LOUISIANA ST CORRECTIONAL FACS CORP LEAS		11/21/2024	J.P. MORGAN CLEARING CORP	XXX	213,334	200,000	1,417
546475-RG-1	LOUISIANA ST GAS & FUELS TAX REV		04/30/2024	Various	XXX	3,117,570	3,100,000	12,156
546475-RL-0	LOUISIANA ST GAS & FUELS TAX REV		04/25/2024	Various	XXX	6,647,359	6,555,000	120,840
546475-RV-8	LOUISIANA ST GAS & FUELS TAX REV		04/25/2024	J.P. MORGAN CLEARING CORP	XXX	60,857	60,000	1,483
546475-RW-6	LOUISIANA ST GAS & FUELS TAX REV		11/19/2024	Various	XXX	1,001,082	970,000	18,686
546475-RX-4	LOUISIANA ST GAS & FUELS TAX REV		07/09/2024	J.P. MORGAN CLEARING CORP	XXX	73,471	70,000	671
546475-TQ-7	LOUISIANA ST GAS & FUELS TAX REV		08/19/2024	Various	XXX	199,599	220,000	452
546475-VF-8	LOUISIANA ST GAS & FUELS TAX REV		03/07/2024	PIPER SANDLER & CO	XXX	159,676	170,000	1,025
54651R-CC-1	LOUISIANA ST UNCLAIMED PPTY SPL REV		04/26/2024	J.P. MORGAN CLEARING CORP	XXX	152,807	150,000	1,229
54651R-CR-8	LOUISIANA ST UNCLAIMED PPTY SPL REV		10/24/2024	Various	XXX	800,642	860,000	847
54651R-CS-6	LOUISIANA ST UNCLAIMED PPTY SPL REV		11/20/2024	Various	XXX	294,331	325,000	856
54651T-BB-0	LOUISIANA ST TRANSN AUTH		02/29/2024	PIPER SANDLER & CO	XXX	256,275	275,000	165
546540-PR-0	LOUISIANA ST UNIV & AGRIC & MECHANICAL C		03/11/2024	Morgan Stanley & Co	XXX	104,182	100,000	1,000
546540-RY-3	LOUISIANA ST UNIV & AGRIC & MECHANICAL C		06/10/2024	STEPHENS INC	XXX	176,411	190,000	1,296
64763H-GB-5	NEW ORLEANS LA AVIATION BRD REV		10/31/2024	TRADE WEB DIRECT LLC - 78831	XXX	134,771	130,000	2,167
64763H-NP-6	NEW ORLEANS LA AVIATION BRD REV		11/12/2024	TRADE WEB DIRECT LLC - 78831	XXX	250,000	250,000	.0
64763H-NR-2	NEW ORLEANS LA AVIATION BRD REV		11/20/2024	Various	XXX	400,438	400,000	210
647753-LS-9	NEW ORLEANS LA WTR REV		08/20/2024	STEPHENS INC	XXX	154,202	150,000	1,667
647753-LT-7	NEW ORLEANS LA WTR REV		06/27/2024	Various	XXX	2,992,123	2,920,000	25,517
647753-LU-4	NEW ORLEANS LA WTR REV		11/19/2024	Various	XXX	199,473	195,000	4,013
647753-MB-5	NEW ORLEANS LA WTR REV		03/11/2024	BANK OF OKLAHOMA NA	XXX	407,759	450,000	1,285
72753Y-GE-7	PLAQUEMINES PARISH LA REV		11/05/2024	Various	XXX	267,224	260,000	1,958
72753Y-GF-4	PLAQUEMINES PARISH LA REV		11/08/2024	HILLTOP SECURITIES INC	XXX	135,289	130,000	1,824
72753Y-GG-2	PLAQUEMINES PARISH LA REV		10/29/2024	J.P. MORGAN CLEARING CORP	XXX	264,770	250,000	2,049
72753Y-GH-0	PLAQUEMINES PARISH LA REV		11/18/2024	TRADE WEB DIRECT LLC - 78831	XXX	64,277	60,000	650
788073-DN-1	ST CHARLES PARISH LA SCH BRD SALES & USE		11/06/2024	HILLTOP SECURITIES INC	XXX	73,644	70,000	933
79356N-CR-2	ST TAMMANY PARISH LA SALES TAX DIST NO 0		12/20/2024	Various	XXX	611,213	580,000	9,506
79356N-CS-0	ST TAMMANY PARISH LA SALES TAX DIST NO 0		12/02/2024	TRADE WEB DIRECT LLC - 78831	XXX	123,320	115,000	32
79356V-BJ-3	ST TAMMANY PARISH LA LAW ENFORCEMENT DIS		04/24/2024	TRADE WEB DIRECT LLC - 78831	XXX	163,404	165,000	819
79356V-BK-0	ST TAMMANY PARISH LA LAW ENFORCEMENT DIS		11/21/2024	TRADE WEB DIRECT LLC - 78831	XXX	99,640	100,000	731
875682-HB-5	TANGIPAHOA PARISH LA WTR DIST WTR REV		09/13/2024	D. A. DAVIDSON & CO	XXX	435,144	415,000	.0
875682-HC-3	TANGIPAHOA PARISH LA WTR DIST WTR REV		09/13/2024	D. A. DAVIDSON & CO	XXX	518,339	485,000	.0
875682-HD-1	TANGIPAHOA PARISH LA WTR DIST WTR REV		09/13/2024	D. A. DAVIDSON & CO	XXX	451,437	415,000	.0
881230-BC-9	TERREBONNE PARISH LA PUB LIBR SALES & US		11/20/2024	J.P. MORGAN CLEARING CORP	XXX	106,940	100,000	1,528
954625-BY-4	WEST MONROE LA SALES & USE TAX REV		11/05/2024	Various	XXX	173,409	170,000	3,644

E13.4

ANNUAL STATEMENT FOR THE YEAR 2024 OF THE Louisiana Citizens Property Insurance Corporation

SCHEDULE D - PART 4

Showing all Long-Term Bonds and Stocks **SOLD, REDEEMED** or Otherwise **DISPOSED** of During Current Year

1 CUSIP Identification	2 Description	3 Foreign	4 Disposal Date	5 Name of Purchaser	6 Number of Shares of Stock	7 Consideration	8 Par Value	9 Actual Cost	10 Prior Year Book/ Adjusted Carrying Value	Change in Book/Adjusted Carrying Value					16 Book/ Adjusted Carrying Value at Disposal Date	17 Foreign Exchange Gain (Loss) on Disposal	18 Realized Gain (Loss) on Disposal	19 Total Gain (Loss) on Disposal	20 Bond Interest/Stock Dividends Received During Year	21 Stated Contractual Maturity Date
										11 Unrealized Valuation Increase/ (Decrease)	12 Current Year's (Amortization)/ Accretion	13 Current Year's Other-Than-Temporary Impairment Recognized	14 Total Change in B./A.C.V. (11+12-13)	15 Total Foreign Exchange Change in B./A.C.V.						
Bonds - U.S. Governments																				
Bonds - All Other Governments																				
Bonds - U.S. States, Territories and Possessions (Direct and Guaranteed)																				
546415-2G-4	LOUISIANA ST.		08/01/2024	Maturity @ 100.00	XXX	30,000	30,000	32,638	30,640	.0	(640)	.0	(640)	.0	30,000	.0	.0	.0	1,500	08/01/2024
546415-P4-6	LOUISIANA ST.		07/15/2024	Maturity @ 100.00	XXX	290,000	290,000	319,940	290,000	.0	.0	.0	.0	.0	290,000	.0	.0	.0	14,500	07/15/2024
546415-08-6	LOUISIANA ST.		02/01/2024	Call @ 100.00	XXX	395,000	395,000	432,243	396,194	.0	(1,194)	.0	(1,194)	.0	395,000	.0	.0	.0	9,875	02/01/2025
546415-09-4	LOUISIANA ST.		02/01/2024	Call @ 100.00	XXX	25,000	25,000	27,763	25,097	.0	(97)	.0	(97)	.0	25,000	.0	.0	.0	625	02/01/2026
546415-R2-8	LOUISIANA ST.		02/01/2024	Call @ 100.00	XXX	130,000	130,000	132,739	130,189	.0	(189)	.0	(189)	.0	130,000	.0	.0	.0	3,250	02/01/2027
546415-R3-6	LOUISIANA ST.		02/01/2024	Call @ 100.00	XXX	2,275,000	2,275,000	2,362,224	2,280,153	.0	(5,153)	.0	(5,153)	.0	2,275,000	.0	.0	.0	56,875	02/01/2028
546415-R9-3	LOUISIANA ST.		02/01/2024	Call @ 100.00	XXX	500,000	500,000	510,325	500,616	.0	(616)	.0	(616)	.0	500,000	.0	.0	.0	10,000	02/01/2034
546415-T5-9	LOUISIANA ST.		08/01/2024	Maturity @ 100.00	XXX	30,000	30,000	32,127	30,537	.0	(537)	.0	(537)	.0	30,000	.0	.0	.0	1,500	08/01/2024
546415-T6-7	LOUISIANA ST.		08/01/2024	Call @ 100.00	XXX	1,585,000	1,585,000	1,678,790	1,613,435	.0	(28,435)	.0	(28,435)	.0	1,585,000	.0	.0	.0	79,250	08/01/2026
546415-T7-5	LOUISIANA ST.		08/01/2024	Call @ 100.00	XXX	100,000	100,000	102,829	101,236	.0	(1,236)	.0	(1,236)	.0	100,000	.0	.0	.0	5,000	08/01/2027
546415-T8-3	LOUISIANA ST.		08/01/2024	Call @ 100.00	XXX	4,580,000	4,580,000	4,808,035	4,650,322	.0	(70,322)	.0	(70,322)	.0	4,580,000	.0	.0	.0	229,000	08/01/2025
546415-Z9-4	LOUISIANA ST.		08/01/2024	Maturity @ 100.00	XXX	200,000	200,000	209,026	202,310	.0	(2,310)	.0	(2,310)	.0	200,000	.0	.0	.0	8,000	08/01/2024
546417-BW-5	LOUISIANA ST.		03/01/2024	Maturity @ 100.00	XXX	770,000	770,000	891,679	775,565	.0	(5,565)	.0	(5,565)	.0	770,000	.0	.0	.0	19,250	03/01/2024
546417-0P-8	LOUISIANA ST.		06/01/2024	Maturity @ 100.00	XXX	365,000	365,000	348,783	359,255	.0	5,745	.0	5,745	.0	365,000	.0	.0	.0	1,186	06/01/2024
050999999	- Bonds - U.S. States, Territories and Possessions (Direct and Guaranteed)					11,275,000	11,275,000	11,889,140	11,385,548	0	(110,548)	0	(110,548)	0	11,275,000	0	0	0	439,811	XXX
Bonds - U.S. Political Subdivisions of States, Territories and Possessions (Direct and Guaranteed)																				
043519-ZR-1	ASCENSTON PARTISH LA PARISHWIDE SCH DIST		03/01/2024	Maturity @ 100.00	XXX	175,000	175,000	182,828	175,725	.0	(725)	.0	(725)	.0	175,000	.0	.0	.0	4,375	03/01/2024
088851-BE-9	BIENVILLE PARTISH LA SCH DIST NO 1		03/01/2024	Maturity @ 100.00	XXX	65,000	65,000	73,317	65,465	.0	(465)	.0	(465)	.0	65,000	.0	.0	.0	1,625	03/01/2024
12726Y-AZ-6	CADDO PARTISH LA LTD TAX REV		03/01/2024	Maturity @ 100.00	XXX	285,000	285,000	332,304	287,109	.0	(2,109)	.0	(2,109)	.0	285,000	.0	.0	.0	7,125	03/01/2024
128452-AS-8	CALCASIEU PARTISH LA REC DIST NO 1 WARD 4		03/01/2024	Maturity @ 100.00	XXX	100,000	100,000	102,958	100,270	.0	(270)	.0	(270)	.0	100,000	.0	.0	.0	2,000	03/01/2024
153135-DA-3	CENTRAL CMNTY SCH SYS CENTRAL LA		03/01/2024	Call @ 100.00	XXX	75,000	75,000	77,556	75,272	.0	(272)	.0	(272)	.0	75,000	.0	.0	.0	1,500	03/01/2032
450812-J3-7	IBERIA PARTISH LA PARISHWIDE SCH DIST		03/01/2024	Maturity @ 100.00	XXX	150,000	150,000	157,731	150,651	.0	(651)	.0	(651)	.0	150,000	.0	.0	.0	3,000	03/01/2024
450839-CW-3	IBERVILLE PARTISH LA CONS SCH DIST NO 005		03/01/2024	Maturity @ 100.00	XXX	25,000	25,000	28,640	25,164	.0	(164)	.0	(164)	.0	25,000	.0	.0	.0	625	03/01/2024
538752-FC-5	LIVINGSTON PARTISH LA		03/01/2024	Maturity @ 100.00	XXX	250,000	250,000	250,058	250,000	.0	.0	.0	.0	.0	250,000	.0	.0	.0	3,750	03/01/2024
611079-DJ-0	MONROE LA SPL SCH DIST		03/01/2024	Call @ 100.00	XXX	35,000	35,000	36,376	35,115	.0	(115)	.0	(115)	.0	35,000	.0	.0	.0	591	03/01/2028
611079-DM-3	MONROE LA SPL SCH DIST		03/01/2024	Call @ 100.00	XXX	35,000	35,000	36,561	35,130	.0	(130)	.0	(130)	.0	35,000	.0	.0	.0	634	03/01/2031
64763F-A3-3	NEW ORLEANS LA		10/01/2024	Maturity @ 100.00	XXX	150,000	150,000	152,924	151,750	.0	(1,757)	.0	(1,757)	.0	150,000	.0	.0	.0	7,500	10/01/2024
689861-NX-6	OUACHITA PARTISH LA EAST OUACHITA PARTISH		03/01/2024	Maturity @ 100.00	XXX	25,000	25,000	27,366	25,140	.0	(140)	.0	(140)	.0	25,000	.0	.0	.0	500	03/01/2024
689861-0E-5	OUACHITA PARTISH LA EAST OUACHITA PARTISH		03/01/2024	Maturity @ 100.00	XXX	155,000	155,000	159,689	155,403	.0	(403)	.0	(403)	.0	155,000	.0	.0	.0	2,325	03/01/2024
785460-DU-7	SABINE PARTISH LA SCH DIST NO 34		03/01/2024	Call @ 100.00	XXX	100,000	100,000	104,484	100,386	.0	(386)	.0	(386)	.0	100,000	.0	.0	.0	2,000	03/01/2032
790178-TS-6	ST JOHN BAPTIST PARTISH LA		03/01/2024	Maturity @ 100.00	XXX	125,000	125,000	124,919	124,990	.0	10	.0	10	.0	125,000	.0	.0	.0	1,875	03/01/2024
790178-UF-2	ST JOHN BAPTIST PARTISH LA		03/01/2024	Maturity @ 100.00	XXX	1,100,000	1,100,000	1,148,889	1,105,320	.0	(5,320)	.0	(5,320)	.0	1,100,000	.0	.0	.0	27,500	03/01/2024
790229-0G-6	ST JOHN BAPTIST PARTISH LA PARISH SCH BRD		03/01/2024	Maturity @ 100.00	XXX	620,000	620,000	621,116	620,000	.0	.0	.0	.0	.0	620,000	.0	.0	.0	6,975	03/01/2024
792146-LF-7	ST MARTIN PARTISH LA		03/01/2024	Maturity @ 100.00	XXX	185,000	185,000	190,890	185,637	.0	(637)	.0	(637)	.0	185,000	.0	.0	.0	3,700	03/01/2024
793572-3W-6	ST TAMMANY PARTISH WIDE SCH DIST NO 12 LA		03/01/2024	Maturity @ 100.00	XXX	1,085,000	1,085,000	1,162,556	1,091,717	.0	(6,717)	.0	(6,717)	.0	1,085,000	.0	.0	.0	27,125	03/01/2024
793572-D5-4	ST TAMMANY PARTISH WIDE SCH DIST NO 12 LA		03/01/2024	Maturity @ 100.00	XXX	45,000	45,000	48,005	45,255	.0	(255)	.0	(255)	.0	45,000	.0	.0	.0	1,125	03/01/2024
793572-H4-3	ST TAMMANY PARTISH WIDE SCH DIST NO 12 LA		03/01/2024	Maturity @ 100.00	XXX	200,000	200,000	203,906	200,343	.0	(343)	.0	(343)	.0	200,000	.0	.0	.0	3,000	03/01/2024
793572-N9-5	ST TAMMANY PARTISH WIDE SCH DIST NO 12 LA		03/01/2024	Maturity @ 100.00	XXX	25,000	25,000	26,127	25,102	.0	(102)	.0	(102)	.0	25,000	.0	.0	.0	625	03/01/2024
793572-T2-4	ST TAMMANY PARTISH WIDE SCH DIST NO 12 LA		03/01/2024	Maturity @ 100.00	XXX	150,000	150,000	170,724	151,122	.0	(1,122)	.0	(1,122)	.0	150,000	.0	.0	.0	3,750	03/01/2024
793572-ZY-7	ST TAMMANY PARTISH WIDE SCH DIST NO 12 LA		03/01/2024	Maturity @ 100.00	XXX	25,000	25,000	26,482	25,129	.0	(129)	.0	(129)	.0	25,000	.0	.0	.0	625	03/01/2024
988844-LL-8	ZACHARY LA CMNTY SCH DIST NO 1		03/01/2024	Maturity @ 100.00	XXX	545,000	545,000	551,289	545,000	.0	.0	.0	.0	.0	545,000	.0	.0	.0	10,900	03/01/2024
070999999	- Bonds - U.S. Political Subdivisions of States, Territories and Possessions (Direct and Guaranteed)					5,730,000	5,730,000	5,997,695	5,752,201	0	(22,201)	0	(22,201)	0	5,730,000	0	0	0	124,750	XXX
Bonds - U.S. Special Revenue and Special Assessment and all Non-Guaranteed Obligations of Agencies and Authorities of Governments and Their Political Subdivisions																				
015086-MZ-1	ALEXANDRIA LA UTILS REV		05/01/2024	Call @ 100.00	XXX	650,000	650,000	705,881	654,797	.0	(4,797)	.0	(4,797)	.0	650,000	.0	.0	.0	13,000	05/01/2025

E14

ANNUAL STATEMENT FOR THE YEAR 2024 OF THE Louisiana Citizens Property Insurance Corporation

SCHEDULE D - PART 4

Showing all Long-Term Bonds and Stocks **SOLD, REDEEMED** or Otherwise **DISPOSED** of During Current Year

1	2	3	4	5	6	7	8	9	10	Change in Book/Adjusted Carrying Value					16	17	18	19	20	21
										11	12	13	14	15						
CUSIP Identification	Description	Foreign	Disposal Date	Name of Purchaser	Number of Shares of Stock	Consideration	Par Value	Actual Cost	Prior Year Book/ Adjusted Carrying Value	Unrealized Valuation Increase/ (Decrease)	Current Year's (Amortization)/ Accretion	Current Year's Other-Than-Temporary Impairment Recognized	Total Change in B./A.C.V. (11+12-13)	Total Foreign Exchange Change in B./A.C.V.	Book/ Adjusted Carrying Value at Disposal Date	Foreign Exchange Gain (Loss) on Disposal	Realized Gain (Loss) on Disposal	Total Gain (Loss) on Disposal	Bond Interest/Stock Dividends Received During Year	Stated Contractual Maturity Date
100210-QN-6	BOSSIER CITY LA PUB IMPT SALES & USE TAX		12/01/2024	Maturity @ 100.00	XXX	150,000	150,000	162,708	153,559	.0	(3,559)	.0	(3,559)	.0	150,000	.0	.0	.0	4,500	12/01/2024
100216-FD-7	BOSSIER CITY LA UTILS REV		10/01/2024	Call @ 100.00	XXX	270,000	270,000	295,610	275,864	.0	(5,864)	.0	(5,864)	.0	270,000	.0	.0	.0	13,500	10/01/2025
100216-FF-2	BOSSIER CITY LA UTILS REV		10/01/2024	Call @ 100.00	XXX	45,000	45,000	47,624	45,783	.0	(783)	.0	(783)	.0	45,000	.0	.0	.0	1,800	10/01/2026
100216-FG-0	BOSSIER CITY LA UTILS REV		10/01/2024	Call @ 100.00	XXX	70,000	70,000	74,200	71,504	.0	(1,504)	.0	(1,504)	.0	70,000	.0	.0	.0	3,500	10/01/2027
100216-FH-8	BOSSIER CITY LA UTILS REV		10/01/2024	Call @ 100.00	XXX	100,000	100,000	115,455	103,435	.0	(3,435)	.0	(3,435)	.0	100,000	.0	.0	.0	5,000	10/01/2028
100216-FT-2	BOSSIER CITY LA UTILS REV		10/01/2024	Call @ 100.00	XXX	70,000	70,000	71,057	70,405	.0	(405)	.0	(405)	.0	70,000	.0	.0	.0	2,800	10/01/2038
153136-CQ-7	CENTRAL CMNTY SCH SYS CENTRAL LA SALES T		01/01/2024	Maturity @ 100.00	XXX	40,000	40,000	45,568	40,000	.0	.0	.0	.0	.0	40,000	.0	.0	.0	1,000	01/01/2024
270618-FV-8	EAST BATON ROUGE LA SEW COMMN REV		02/01/2024	Maturity @ 100.00	XXX	115,000	115,000	119,489	115,254	.0	(254)	.0	(254)	.0	115,000	.0	.0	.0	2,875	02/01/2024
270773-AE-4	EAST BATON ROUGE PARISH LA CAP																			
408505-CM-5	IMPTS DIS		08/01/2024	Maturity @ 100.00	XXX	150,000	150,000	158,148	151,920	.0	(1,920)	.0	(1,920)	.0	150,000	.0	.0	.0	7,500	08/01/2024
474176-KS-2	HAMMOND LA SALES & USE TAX REV		12/01/2024	Maturity @ 100.00	XXX	70,000	70,000	71,512	71,032	.0	(1,032)	.0	(1,032)	.0	70,000	.0	.0	.0	3,500	12/01/2024
474481-AB-4	JEFFERSON LA SALES TAX DIST SPL SALES TA		12/01/2024	Maturity @ 100.00	XXX	1,000,000	1,000,000	1,025,410	1,016,458	.0	(16,458)	.0	(16,458)	.0	1,000,000	.0	.0	.0	50,000	12/01/2024
474502-EC-1	CONSOLIDATED SEWERAGE DISTRICT NO 1		02/01/2024	Maturity @ 100.00	XXX	300,000	300,000	311,937	300,558	.0	(558)	.0	(558)	.0	300,000	.0	.0	.0	6,000	02/01/2024
506479-JY-1	JEFFERSON PARISH LA CONS WTRKMS DIST NO		02/01/2024	Maturity @ 100.00	XXX	375,000	375,000	382,654	375,468	.0	(468)	.0	(468)	.0	375,000	.0	.0	.0	7,500	02/01/2024
538799-BN-6	LAFAYETTE LA COMMUNICATIONS SYS REV		11/01/2024	Maturity @ 100.00	XXX	120,000	120,000	120,930	120,585	.0	(585)	.0	(585)	.0	120,000	.0	.0	.0	4,800	11/01/2024
546270-JA-0	LAFAYETTE LA PUB PWR AUTH ELEC REV		11/01/2024	Maturity @ 100.00	XXX	110,000	110,000	112,638	111,076	.0	(1,076)	.0	(1,076)	.0	110,000	.0	.0	.0	4,400	11/01/2024
546282-2C-7	LIVINGSTON PARISH LA SCH BRD SALES USE T		05/01/2024	Maturity @ 100.00	XXX	355,000	355,000	363,602	356,760	.0	(1,760)	.0	(1,760)	.0	355,000	.0	.0	.0	7,100	05/01/2024
546282-2C-7	LOUISIANA HSG CORP SINGLE FAMILY MTG REV		12/01/2024	Maturity @ 100.00	XXX	130,000	130,000	130,000	130,000	.0	.0	.0	.0	.0	130,000	.0	.0	.0	2,990	12/01/2024
546282-2C-7	LOUISIANA LOC GOVT ENVIRONMENTAL FACS &		09/01/2024	Maturity @ 100.00	XXX	130,000	130,000	129,367	129,712	.0	288	.0	288	.0	130,000	.0	.0	.0	3,900	09/01/2024
546282-3K-8	LOUISIANA LOC GOVT ENVIRONMENTAL FACS &		04/01/2024	Maturity @ 100.00	XXX	55,000	55,000	64,104	55,600	.0	(600)	.0	(600)	.0	55,000	.0	.0	.0	1,375	04/01/2024
546282-7Q-1	LOUISIANA LOC GOVT ENVIRONMENTAL FACS &		05/01/2024	Maturity @ 100.00	XXX	540,000	540,000	575,534	545,696	.0	(5,696)	.0	(5,696)	.0	540,000	.0	.0	.0	13,500	05/01/2024
546282-C4-4	LOUISIANA LOC GOVT ENVIRONMENTAL FACS &		10/01/2024	Call @ 100.00	XXX	165,000	165,000	180,241	169,456	.0	(4,456)	.0	(4,456)	.0	165,000	.0	.0	.0	8,250	10/01/2032
546282-C7-7	LOUISIANA LOC GOVT ENVIRONMENTAL FACS &		10/01/2024	Call @ 100.00	XXX	70,000	70,000	75,547	71,673	.0	(1,673)	.0	(1,673)	.0	70,000	.0	.0	.0	3,500	10/01/2035
546282-C9-3	LOUISIANA LOC GOVT ENVIRONMENTAL FACS &		10/01/2024	Call @ 100.00	XXX	385,000	385,000	397,192	390,265	.0	(5,265)	.0	(5,265)	.0	385,000	.0	.0	.0	19,250	10/01/2037
546282-D3-5	LOUISIANA LOC GOVT ENVIRONMENTAL FACS &		10/01/2024	Call @ 100.00	XXX	2,390,000	2,390,000	2,532,205	2,435,784	.0	(45,784)	.0	(45,784)	.0	2,390,000	.0	.0	.0	119,500	10/01/2039
546282-E6-7	LOUISIANA LOC GOVT ENVIRONMENTAL FACS &		05/01/2024	Maturity @ 100.00	XXX	100,000	100,000	102,711	100,671	.0	(671)	.0	(671)	.0	100,000	.0	.0	.0	2,500	05/01/2024
546282-E7-5	LOUISIANA LOC GOVT ENVIRONMENTAL FACS &		05/01/2024	Maturity @ 100.00	XXX	50,000	50,000	52,305	50,282	.0	(282)	.0	(282)	.0	50,000	.0	.0	.0	563	05/01/2024
546282-F8-2	LOUISIANA LOC GOVT ENVIRONMENTAL FACS &		11/01/2024	Maturity @ 100.00	XXX	210,000	210,000	229,595	215,622	.0	(5,622)	.0	(5,622)	.0	210,000	.0	.0	.0	10,500	11/01/2024
546282-L8-5	LOUISIANA LOC GOVT ENVIRONMENTAL FACS &		12/01/2024	Maturity @ 100.00	XXX	295,000	295,000	304,797	299,782	.0	(4,782)	.0	(4,782)	.0	295,000	.0	.0	.0	14,750	12/01/2024
546282-ZH-0	LOUISIANA LOC GOVT ENVIRONMENTAL FACS &		02/01/2024	Call @ 100.00	XXX	45,000	45,000	47,525	45,117	.0	(117)	.0	(117)	.0	45,000	.0	.0	.0	1,125	02/01/2030
546282-ZP-2	LOUISIANA LOC GOVT ENVIRONMENTAL FACS &		02/01/2024	Call @ 100.00	XXX	50,000	50,000	52,115	50,124	.0	(124)	.0	(124)	.0	50,000	.0	.0	.0	1,250	02/01/2039
54628C-AC-6	LOUISIANA LOC GOVT ENVIRONMENTAL FACS &		10/01/2024	Maturity @ 100.00	XXX	150,000	150,000	153,996	151,777	.0	(1,777)	.0	(1,777)	.0	150,000	.0	.0	.0	7,500	10/01/2024
54628C-CM-2	LOUISIANA LOC GOVT ENVIRONMENTAL FACS &		10/01/2024	Maturity @ 100.00	XXX	215,000	215,000	223,823	218,344	.0	(3,344)	.0	(3,344)	.0	215,000	.0	.0	.0	10,750	10/01/2024
54628C-ED-0	LOUISIANA LOC GOVT ENVIRONMENTAL FACS &		02/01/2024	Maturity @ 100.00	XXX	20,000	20,000	22,346	20,074	.0	(74)	.0	(74)	.0	20,000	.0	.0	.0	500	02/01/2024
54628C-FJ-6	LOUISIANA LOC GOVT ENVIRONMENTAL FACS &		12/01/2024	Maturity @ 100.00	XXX	100,000	100,000	102,403	101,563	.0	(1,563)	.0	(1,563)	.0	100,000	.0	.0	.0	5,000	12/01/2024
54628C-GH-9	LOUISIANA LOC GOVT ENVIRONMENTAL FACS &		12/01/2024	Maturity @ 100.00	XXX	295,000	295,000	308,032	300,951	.0	(5,951)	.0	(5,951)	.0	295,000	.0	.0	.0	14,750	12/01/2024
54628C-LR-1	LOUISIANA PUB FACS AUTH REV		10/01/2024	Maturity @ 100.00	XXX	165,000	165,000	172,486	167,754	.0	(2,754)	.0	(2,754)	.0	165,000	.0	.0	.0	8,250	10/01/2024
546398-5Z-7	LOUISIANA PUB FACS AUTH REV		12/15/2024	Maturity @ 100.00	XXX	75,000	75,000	76,665	76,109	.0	(1,109)	.0	(1,109)	.0	75,000	.0	.0	.0	3,750	12/15/2024
546398-V6-2	LOUISIANA PUB FACS AUTH REV		06/01/2024	Call @ 100.00	XXX	225,000	225,000	239,648	227,832	.0	(2,832)	.0	(2,832)	.0	225,000	.0	.0	.0	5,625	06/01/2025
546399-EJ-1	LOUISIANA PUB FACS AUTH REV		12/15/2024	Maturity @ 100.00	XXX	50,000	50,000	56,225	51,356	.0	(1,356)	.0	(1,356)	.0	50,000	.0	.0	.0	2,500	12/15/2024
546410-CZ-2	LOUISIANA STAD & EXPOSITION DIST REV		07/01/2024	Maturity @ 100.00	XXX	2,385,000	2,385,000	2,383,268	2,384,138	.0	862	.0	862	.0	2,385,000	.0	.0	.0	129,739	07/01/2024

E14.1

ANNUAL STATEMENT FOR THE YEAR 2024 OF THE Louisiana Citizens Property Insurance Corporation

SCHEDULE D - PART 4

Showing all Long-Term Bonds and Stocks **SOLD, REDEEMED** or Otherwise **DISPOSED** of During Current Year

1 CUSIP Identification	2 Description	3 Foreign	4 Disposal Date	5 Name of Purchaser	6 Number of Shares of Stock	7 Consideration	8 Par Value	9 Actual Cost	10 Prior Year Book/ Adjusted Carrying Value	Change in Book/Adjusted Carrying Value					16 Book/ Adjusted Carrying Value at Disposal Date	17 Foreign Exchange Gain (Loss) on Disposal	18 Realized Gain (Loss) on Disposal	19 Total Gain (Loss) on Disposal	20 Bond Interest/Stock Dividends Received During Year	21 Stated Contractual Maturity Date	
										11 Unrealized Valuation Increase/ (Decrease)	12 Current Year's (Amortization)/ Accretion	13 Current Year's Other-Than-Temporary Impairment Recognized	14 Total Change in B./A.C.V. (11+12-13)	15 Total Foreign Exchange Change in B./A.C.V.							
54641C-AE-5	LOUISIANA ST GRNT ANTIC REV		09/01/2024	Maturity @ 100.00	XXX	505,000	505,000	546,101	515,518	0	(10,518)	0	(10,518)	0	505,000	0	0	0	25,250	09/01/2024	
54641C-AQ-8	LOUISIANA ST GRNT ANTIC REV		09/01/2024	Maturity @ 100.00	XXX	460,000	460,000	471,781	465,753	0	(5,753)	0	(5,753)	0	460,000	0	0	0	23,000	09/01/2024	
546475-OE-7	LOUISIANA ST GAS & FUELS TAX REV		05/01/2024	Call @ 100.00	XXX	40,000	40,000	43,201	40,491	0	(491)	0	(491)	0	40,000	0	0	0	1,000	05/01/2027	
546475-OH-0	LOUISIANA ST GAS & FUELS TAX REV		05/01/2024	Call @ 100.00	XXX	130,000	130,000	133,700	130,916	0	(916)	0	(916)	0	130,000	0	0	0	3,250	05/01/2030	
546475-OP-2	LOUISIANA ST GAS & FUELS TAX REV		05/01/2024	Call @ 100.00	XXX	140,000	140,000	148,568	141,391	0	(1,391)	0	(1,391)	0	140,000	0	0	0	3,500	05/01/2036	
546475-RN-6	LOUISIANA ST GAS & FUELS TAX REV		05/01/2024	Maturity @ 100.00	XXX	40,000	40,000	43,210	40,493	0	(493)	0	(493)	0	40,000	0	0	0	1,000	05/01/2024	
546475-TM-6	LOUISIANA ST GAS & FUELS TAX REV		05/01/2024	Maturity @ 100.00	XXX	80,000	80,000	76,664	78,916	0	1,084	0	1,084	0	80,000	0	0	0	308	05/01/2024	
546486-BF-7	LOUISIANA ST HWY IMPT REV		06/15/2024	Maturity @ 100.00	XXX	90,000	90,000	99,554	91,593	0	(1,593)	0	(1,593)	0	90,000	0	0	0	2,250	06/15/2024	
546486-BG-5	LOUISIANA ST HWY IMPT REV		06/15/2024	Call @ 100.00	XXX	2,500,000	2,500,000	2,644,050	2,531,267	0	(31,267)	0	(31,267)	0	2,500,000	0	0	0	62,500	06/15/2025	
546486-BJ-9	LOUISIANA ST HWY IMPT REV		06/15/2024	Call @ 100.00	XXX	60,000	60,000	62,659	60,685	0	(685)	0	(685)	0	60,000	0	0	0	1,500	06/15/2027	
546486-BL-4	LOUISIANA ST HWY IMPT REV		06/15/2024	Call @ 100.00	XXX	50,000	50,000	52,247	50,578	0	(578)	0	(578)	0	50,000	0	0	0	1,250	06/15/2029	
546486-BM-2	LOUISIANA ST HWY IMPT REV		06/15/2024	Call @ 100.00	XXX	1,840,000	1,840,000	1,943,764	1,862,914	0	(22,914)	0	(22,914)	0	1,840,000	0	0	0	46,000	06/15/2030	
546540-ML-6	LOUISIANA ST UNIV & AGRIC & MECHANICAL C.		07/01/2024	Maturity @ 100.00	XXX	115,000	115,000	129,141	117,323	0	(2,323)	0	(2,323)	0	115,000	0	0	0	5,750	07/01/2024	
546540-MM-4	LOUISIANA ST UNIV & AGRIC & MECHANICAL C.		07/01/2024	Call @ 100.00	XXX	235,000	235,000	254,876	239,295	0	(4,295)	0	(4,295)	0	235,000	0	0	0	11,750	07/01/2025	
546540-MT-9	LOUISIANA ST UNIV & AGRIC & MECHANICAL C.		07/01/2024	Call @ 100.00	XXX	150,000	150,000	158,688	152,203	0	(2,203)	0	(2,203)	0	150,000	0	0	0	7,500	07/01/2031	
546540-MU-6	LOUISIANA ST UNIV & AGRIC & MECHANICAL C.		07/01/2024	Call @ 100.00	XXX	285,000	285,000	293,491	286,946	0	(1,946)	0	(1,946)	0	285,000	0	0	0	9,975	07/01/2032	
546540-MV-4	LOUISIANA ST UNIV & AGRIC & MECHANICAL C.		07/01/2024	Call @ 100.00	XXX	30,000	30,000	30,250	30,089	0	(89)	0	(89)	0	30,000	0	0	0	1,050	07/01/2033	
546540-MX-0	LOUISIANA ST UNIV & AGRIC & MECHANICAL C.		07/01/2024	Call @ 100.00	XXX	180,000	180,000	190,077	182,184	0	(2,184)	0	(2,184)	0	180,000	0	0	0	6,750	07/01/2036	
611089-AF-0	MONROE LA WTR REV		11/01/2024	Maturity @ 100.00	XXX	75,000	75,000	76,458	75,944	0	(944)	0	(944)	0	75,000	0	0	0	3,750	11/01/2024	
647719-ND-1	NEW ORLEANS LA SEW SVC REV		06/01/2024	Call @ 100.00	XXX	100,000	100,000	108,269	101,531	0	(1,531)	0	(1,531)	0	100,000	0	0	0	2,500	06/01/2029	
647719-NE-9	NEW ORLEANS LA SEW SVC REV		06/01/2024	Call @ 100.00	XXX	1,000,000	1,000,000	1,038,300	1,009,043	0	(9,043)	0	(9,043)	0	1,000,000	0	0	0	21,250	06/01/2034	
647719-NF-6	NEW ORLEANS LA SEW SVC REV		06/01/2024	Call @ 100.00	XXX	305,000	305,000	317,711	308,080	0	(3,080)	0	(3,080)	0	305,000	0	0	0	7,625	06/01/2044	
647753-KS-0	NEW ORLEANS LA WTR REV		12/01/2024	Call @ 100.00	XXX	150,000	150,000	161,636	154,059	0	(4,059)	0	(4,059)	0	150,000	0	0	0	7,500	12/01/2029	
647753-KT-8	NEW ORLEANS LA WTR REV		12/01/2024	Call @ 100.00	XXX	420,000	420,000	436,052	426,952	0	(6,952)	0	(6,952)	0	420,000	0	0	0	21,000	12/01/2034	
647753-KU-5	NEW ORLEANS LA WTR REV		12/01/2024	Call @ 100.00	XXX	265,000	265,000	275,717	269,940	0	(4,940)	0	(4,940)	0	265,000	0	0	0	13,250	12/01/2044	
689870-JV-6	OUACHITA PARISH LA WEST OUACHITA PARISH		09/01/2024	Maturity @ 100.00	XXX	65,000	65,000	66,214	65,741	0	(741)	0	(741)	0	65,000	0	0	0	3,250	09/01/2024	
727510-EK-1	PLAQUEMINE LA SALES & USE TAX		12/01/2024	Maturity @ 100.00	XXX	750,000	750,000	769,403	756,764	0	(6,764)	0	(6,764)	0	750,000	0	0	0	22,500	12/01/2024	
72753Y-GC-1	PLAQUEMINES PARISH LA REV		03/01/2024	Maturity @ 100.00	XXX	150,000	150,000	157,799	150,687	0	(687)	0	(687)	0	150,000	0	0	0	3,750	03/01/2024	
788048-BX-3	WASTE ST CHARLES PARISH LA CONS WTRNKS & USE		07/01/2024	Maturity @ 100.00	XXX	100,000	100,000	103,310	101,075	0	(1,075)	0	(1,075)	0	100,000	0	0	0	5,000	07/01/2024	
788073-DK-7	WASTE ST CHARLES PARISH LA SCH BRD SALES & USE		08/01/2024	Maturity @ 100.00	XXX	160,000	160,000	171,675	162,409	0	(2,409)	0	(2,409)	0	160,000	0	0	0	8,000	08/01/2024	
954625-BW-8	WEST MONROE LA SALES & USE TAX REV		12/01/2024	Maturity @ 100.00	XXX	100,000	100,000	108,908	103,048	0	(3,048)	0	(3,048)	0	100,000	0	0	0	5,000	12/01/2024	
0909999999	- Bonds - U.S. Special Revenue and Special Assessment and all Non-Guaranteed Obligations of Agencies and Authorities of Governments and Their Political Subdivisions						22,855,000	22,855,000	23,910,024	23,127,965	0	(272,965)	0	(272,965)	0	22,855,000	0	0	0	868,049	XXX
Bonds - Industrial and Miscellaneous (Unaffiliated)																					
Bonds - Hybrid Securities																					
Bonds - Parent, Subsidiaries and Affiliates																					
Bonds - SV0 Identified Funds																					
Bonds - Unaffiliated Bank Loans																					
Bonds - Unaffiliated Certificates of Deposit																					
2509999997 - Bonds - Subtotals - Bonds - Part 4						39,860,000	39,860,000	41,796,859	40,265,713	0	(405,713)	0	(405,713)	0	39,860,000	0	0	0	1,432,610	XXX	
2509999999 - Bonds - Subtotals - Bonds						39,860,000	39,860,000	41,796,859	40,265,713	0	(405,713)	0	(405,713)	0	39,860,000	0	0	0	1,432,610	XXX	
Preferred Stocks - Industrial and Miscellaneous (Unaffiliated) - Perpetual Preferred																					
Preferred Stocks - Industrial and Miscellaneous (Unaffiliated) - Redeemable Preferred																					
Preferred Stocks - Parent, Subsidiaries and Affiliates - Perpetual Preferred																					
Preferred Stocks - Parent, Subsidiaries and Affiliates - Redeemable Preferred																					
Common Stocks - Industrial and Miscellaneous (Unaffiliated) - Publicly Traded																					
Common Stocks - Industrial and Miscellaneous (Unaffiliated) Other																					
Common Stocks - Mutual Funds - Designations Assigned by the SV0																					
Common Stocks - Mutual Funds - Designations Not Assigned by the SV0																					
Common Stocks - Unit Investment Trusts - Designations Assigned by the SV0																					
Common Stocks - Unit Investment Trusts - Designations Not Assigned by the SV0																					
Common Stocks - Closed-End Funds - Designations Assigned by the SV0																					
Common Stocks - Closed-End Funds - Designations Not Assigned by the SV0																					

E14.2

Schedule D - Part 5

NONE

Schedule D - Part 6 - Section 1

NONE

Schedule D - Part 6 - Section 2

NONE

ANNUAL STATEMENT FOR THE YEAR 2024 OF THE Louisiana Citizens Property Insurance Corporation

SCHEDULE DA - PART 1

Showing all **SHORT-TERM INVESTMENTS** Owned December 31 of Current Year

1 Description	Codes		4 Date Acquired	5 Name of Vendor	6 Maturity Date	7 Book/ Adjusted Carrying Value	Change In Book/Adjusted Carrying Value				12 Par Value	13 Actual Cost	Interest					20 Paid for Accrued Interest	
	2 Code	3 F o r e i g n C o d e					8 Unrealized Valuation Increase/ (Decrease)	9 Current Year's (Amortization) Accretion	10 Current Year's Other-Than-Temporary Impairment Recognized	11 Total Foreign Exchange Change in B./A.C.V.			14 Amount Due And Accrued Dec. 31 of Current Year On Bond Not In Default	15 Non-Admitted Due and Accrued	16 Rate of	17 Effective Rate of	18 When Paid		19 Amount Received During Year
Bonds - U.S. Governments Issuer Obligations																			
Bonds - U.S. Governments - Residential Mortgage-Backed Securities																			
Bonds - U.S. Governments - Commercial Mortgage-Backed Securities																			
Bonds - U.S. Governments - Other Loan-Backed and Structured Securities																			
Bonds - All Other Governments - Issuer Obligations																			
Bonds - All Other Governments - Residential Mortgage-Backed Securities																			
Bonds - All Other Governments - Single Class Mortgage-Backed/Asset-Backed Securities																			
Bonds - All Other Governments - Other Loan-Backed and Structured Securities																			
Bonds - U.S. States, Territories and Possessions (Direct and Guaranteed) - Issuer Obligations																			
LOUISIANA ST.			11/22/2024	Various	08/01/2025	131,362	0	(268)	0	0	130,000	131,629	2,708	0	5.000	3.171	FA	0	1,940
LOUISIANA ST.			10/30/2024	Various	04/01/2025	250,984	0	(1,311)	0	0	250,000	252,295	3,125	0	5.000	3.372	AO	1,875	844
LOUISIANA ST.			11/13/2024	J.P. MORGAN CLEARING CORP.	03/01/2025	100,265	0	(216)	0	0	100,000	100,481	1,667	0	5.000	3.332	MS	0	1,014
LOUISIANA ST.			06/03/2024	HILLTOP SECURITIES INC.	06/01/2025	98,150	0	2,515	0	0	100,000	95,635	70	0	0.840	5.420	JD	420	7
LOUISIANA ST.			09/25/2024	RBC CAPITAL MARKETS, LLC	03/01/2025	90,256	0	(420)	0	0	90,000	90,676	1,500	0	5.000	3.220	MS	0	313
LOUISIANA ST.			10/29/2024	Various	03/01/2025	401,031	0	(2,361)	0	0	400,000	403,392	6,667	0	5.000	3.377	MS	3,750	2,903
LOUISIANA ST.			11/19/2024	J.P. MORGAN CLEARING CORP.	08/01/2025	55,567	0	(108)	0	0	55,000	55,674	1,146	0	5.000	3.201	FA	0	833
0419999999 - Bonds - U.S. States, Territories and Possessions (Direct and Guaranteed) - Issuer Obligations						1,127,614	0	(2,168)	0	0	1,125,000	1,129,783	16,883	0	XXX	XXX	XXX	6,045	7,853
Bonds - U.S. States, Territories and Possessions (Direct and Guaranteed) - Residential Mortgage-Backed Securities																			
Bonds - U.S. States, Territories and Possessions (Direct and Guaranteed) - Commercial Mortgage-Backed Securities																			
Bonds - U.S. States, Territories and Possessions (Direct and Guaranteed) - Other Loan-Backed and Structured Securities																			
0509999999 - Bonds - Subtotals - U.S. States, Territories and Possessions (Direct and Guaranteed)						1,127,614	0	(2,168)	0	0	1,125,000	1,129,783	16,883	0	XXX	XXX	XXX	6,045	7,853
Bonds - U.S. Political Subdivisions of States, Territories and Possessions (Direct and Guaranteed) - Issuer Obligations																			
LAFAYETTE PARISH LA			04/26/2024	J.P. MORGAN CLEARING CORP.	03/01/2025	49,913	0	358	0	0	50,000	49,555	500	0	3.000	4.091	MS	750	246
IBERIA PARISH LA PARISHWIDE SCH DIST			04/26/2024	J.P. MORGAN CLEARING CORP.	03/01/2025	49,932	0	280	0	0	50,000	49,652	500	0	3.000	3.850	MS	750	246
TERREBONNE PARISH LA SCH BRD LTD TAX REV			04/08/2024	HEARTLAND FINANCIAL SERVICES	03/01/2025	74,867	0	591	0	0	75,000	74,276	750	0	3.000	4.110	MS	1,125	244
JEFFERSON PARISH LA SCH BRD LTD TAX REV			04/25/2024	J.P. MORGAN CLEARING CORP.	03/01/2025	345,226	0	(930)	0	0	345,000	346,156	4,600	0	4.000	3.590	MS	6,900	2,108
LAFAYETTE PARISH LA			06/20/2024	HILLTOP SECURITIES INC.	03/01/2025	145,360	0	(1,161)	0	0	145,000	146,521	2,417	0	5.000	3.451	MS	3,625	2,215
BOSSIER PARISH LA PARISHWIDE SCH DIST			10/28/2024	SUMRIDGE PARTNERS LLC	03/01/2025	1,194,100	0	976	0	0	1,195,000	1,193,124	11,950	0	3.000	3.452	MS	0	5,776
ST JAMES PARISH LA SCH DIST NO 1			11/07/2024	J.P. MORGAN CLEARING CORP.	03/01/2025	1,040,983	0	(900)	0	0	1,040,000	1,041,882	13,867	0	4.000	3.392	MS	0	7,742
TERREBONNE PARISH LA			08/19/2024	Various	03/01/2025	140,374	0	(1,095)	0	0	140,000	141,469	2,333	0	5.000	3.332	MS	3,500	2,383
ST TAMMANY PARISH WIDE SCH DIST NO 12 LA			11/05/2024	J.P. MORGAN CLEARING CORP.	03/01/2025	120,307	0	(292)	0	0	120,000	120,599	2,000	0	5.000	3.390	MS	0	1,083
JEFFERSON PARISH LA SCH BRD LTD TAX REV			04/26/2024	J.P. MORGAN CLEARING CORP.	03/01/2025	90,203	0	(832)	0	0	90,000	91,035	1,500	0	5.000	3.590	MS	2,250	725
ST CHARLES PARISH LA SCH DIST NO 1 PARIS			10/25/2024	FIRST CLEARING LLC	03/01/2025	35,079	0	(87)	0	0	35,000	35,166	583	0	5.000	3.570	MS	0	277
CENTRAL CIVITY SCH SYS CENTRAL LA			10/30/2024	FIRST CLEARING LLC	03/01/2025	80,199	0	(209)	0	0	80,000	80,409	1,333	0	5.000	3.421	MS	0	667
ASCENSION PARISH LA PARISHWIDE SCH DIST			03/05/2024	TRADE WEB DIRECT LLC - 78831	03/01/2025	2,624,239	0	3,806	0	0	2,625,000	2,620,433	26,250	0	3.000	3.181	MS	39,375	1,313
RAPIDES PARISH LA CONS SCH DIST NO 62			03/27/2024	Stifel Nicholas (#00793)	03/01/2025	300,798	0	(3,447)	0	0	300,000	304,245	5,000	0	5.000	3.340	MS	5,542	0
ST TAMMANY PARISH WIDE SCH DIST NO 12 LA			04/22/2024	J.P. MORGAN CLEARING CORP.	03/01/2025	501,176	0	(4,919)	0	0	500,000	506,095	8,333	0	5.000	3.531	MS	12,500	3,681
ST CHARLES PARISH LA SCH DIST NO 1 PARIS			04/26/2024	CREWS & ASSOCIATES	03/01/2025	651,515	0	(5,688)	0	0	650,000	657,202	10,833	0	5.000	3.545	MS	8,938	0
RAPIDES PARISH LA SCH DIST NO 52 PINEVIL			06/25/2024	FIRST CLEARING LLC	04/01/2025	198,382	0	3,354	0	0	200,000	195,028	1,000	0	2.000	5.360	AO	2,000	944
ASCENSION PARISH LA PARISHWIDE SCH DIST			10/31/2024	J.P. MORGAN CLEARING CORP.	03/01/2025	125,405	0	(419)	0	0	125,000	125,824	2,865	0	5.000	3.453	MAT	0	1,719
0619999999 - Bonds - U.S. Political Subdivisions of States, Territories and Possessions (Direct and Guaranteed) - Issuer Obligations						7,768,059	0	(10,611)	0	0	7,765,000	7,778,669	96,615	0	XXX	XXX	XXX	87,254	31,369
Bonds - U.S. Political Subdivisions of States, Territories and Possessions (Direct and Guaranteed) - Residential Mortgage-Backed Securities																			
Bonds - U.S. Political Subdivisions of States, Territories and Possessions (Direct and Guaranteed) - Commercial Mortgage-Backed Securities																			
Bonds - U.S. Political Subdivisions of States, Territories and Possessions (Direct and Guaranteed) - Other Loan-Backed and Structured Securities																			
0709999999 - Bonds - Subtotals - U.S. Political Subdivisions of States, Territories and Possessions (Direct and Guaranteed)						7,768,059	0	(10,611)	0	0	7,765,000	7,778,669	96,615	0	XXX	XXX	XXX	87,254	31,369
Bonds - U.S. Special Revenue and Special Assessment Obligations and all Non-Guaranteed Obligations of Agencies and Authorities of Governments and Their Political Subdivisions - Issuer Obligations																			
EAST BATON ROUGE LA SEW COMMUN REV			05/08/2024	J.P. MORGAN CLEARING CORP.	02/01/2025	455,591	0	(4,455)	0	0	455,000	460,046	9,479	0	5.000	3.431	FA	11,375	6,256
EAST BATON ROUGE LA SEW COMMUN REV			09/25/2024	Various	02/01/2025	265,329	0	(2,229)	0	0	265,000	267,558	5,521	0	5.000	3.495	FA	5,250	2,987
EAST BATON ROUGE LA SEW COMMUN REV			10/31/2024	Various	02/01/2025	375,501	0	(3,199)	0	0	375,000	378,701	7,813	0	5.000	3.376	FA	6,250	4,167
LOUISIANA ST GAS & FUELS TAX REV			11/29/2024	Various	05/01/2025	1,209,567	0	(2,293)	0	0	1,205,000	1,211,860	9,038	0	4.500	3.337	MN	24,525	24,597
LOUISIANA ST GAS & FUELS TAX REV			10/30/2024	HILLTOP SECURITIES INC.	05/01/2025	140,785	0	(399)	0	0	140,000	141,184	1,167	0	5.000	3.280	MN	3,500	3,500
EAST BATON ROUGE LA SEW COMMUN REV			07/09/2024	J.P. MORGAN CLEARING CORP.	02/01/2025	270,337	0	(1,890)	0	0	270,000	272,228	5,625	0	5.000	3.491	FA	6,750	5,963
EAST BATON ROUGE PARISH LA SALES TAX REV			11/13/2024	J.P. MORGAN CLEARING CORP.	08/01/2025	60,583	0	(127)	0	0	60,000	60,710	1,250	0	5.000	3.301	FA	0	858
LAFAYETTE LA PUB IMPT SALES TAX			05/08/2024	J.P. MORGAN CLEARING CORP.	01/06/2025	100,000	0	(394)	0	0	100,000	100,394	1,667	0	5.000	5.000	MS	2,500	958
LOUISIANA ST GAS & FUELS TAX REV			11/25/2024	Various	05/01/2025	1,393,278	0	(2,506)	0	0	1,390,000	1,395,784	9,267	0	4.000	3.274	MN	12,400	6,803
LOUISIANA ST GRNT ANTIC REV			11/22/2024	Various	09/01/2025	167,094	0	(504)	0	0	165,000	167,598	2,750	0	5.000	3.048	MS	0	1,463
PLAQUEMINES PARISH LA REV			04/12/2024	HILLTOP SECURITIES INC.	03/01/2025	85,190	0	(822)	0	0	85,000	86,012	1,417	0	5.000	3.600	MS	2,125	531
LOUISIANA LOC GOVT ENVIRONMENTAL FACs &			11/06/2024	Various	10/01/2025	136,691	0	(362)	0	0	135,000	137,052	1,688	0	5.000	3.288	AO	0	604
LOUISIANA ST UNCLAIMED PPTY SPL REV			11/05/2024	BANK OF OKLAHOMA NA	09/01/2025	1,953,546	0	10,746	0	0	2,000,000	1,942,800	5,727	0	0.859	4.451	MS	0	3,102
EAST BATON ROUGE LA SEW COMMUN REV			10/17/2024	Morgan Stanley & Co.	02/01/2025	100,134	0	(323)	0	0	100,000	100,457	2,083	0	5.000	3.352	FA	0	1,069

E17

Schedule DB - Part A - Section 1

NONE

Schedule DB - Part A - Section 2

NONE

Schedule DB - Part B - Section 1

NONE

Schedule DB - Part B - Section 2

NONE

Schedule DB - Part D - Section 1

NONE

Schedule DB - Part D - Section 2

NONE

Schedule DB - Part E

NONE

Schedule DL - Part 1

NONE

Schedule DL - Part 2

NONE

ANNUAL STATEMENT FOR THE YEAR 2024 OF THE Louisiana Citizens Property Insurance Corporation

SCHEDULE E - PART 2 - CASH EQUIVALENTS

Show Investments Owned December 31 of Current Year

1	2	3	4	5	6	7	8	9
CUSIP	Description	Code	Date Acquired	Rate of Interest	Maturity Date	Book/Adjusted Carrying Value	Amount of Interest Due & Accrued	Amount Received During Year
Bonds - U.S. Governments - Issuer Obligations								
Bonds - U.S. Governments - Residential Mortgage-Backed Securities								
Bonds - U.S. Governments - Commercial Mortgage-Backed Securities								
Bonds - U.S. Governments - Other Loan-Backed and Structured Securities								
Bonds - All Other Governments - Issuer Obligations								
Bonds - All Other Governments - Residential Mortgage-Backed Securities								
Bonds - All Other Governments - Commercial Mortgage-Backed Securities								
Bonds - All Other Governments - Other Loan-Backed and Structured Securities								
Bonds - U.S. States, Territories and Possessions (Direct and Guaranteed) - Issuer Obligations								
Bonds - U.S. States, Territories and Possessions (Direct and Guaranteed) - Residential Mortgage-Backed Securities								
Bonds - U.S. States, Territories and Possessions (Direct and Guaranteed) - Commercial Mortgage-Backed Securities								
Bonds - U.S. States, Territories and Possessions (Direct and Guaranteed) - Other Loan-Backed and Structured Securities								
Bonds - U.S. Political Subdivisions of States, Territories and Possessions (Direct and Guaranteed) - Issuer Obligations								
.....XXX.....	ST MARTIN PARISH LA.....		12/20/2024.....	4.000.....	03/01/2025.....	100,052.....	1,333.....	(8).....
.....XXX.....	ST TAMMANY PARISH WIDE SCH DIST NO 12 LA.....		12/02/2024.....	5.000.....	03/01/2025.....	150,006.....	2,500.....	(183).....
0619999999 - Bonds - U.S. Political Subdivisions of States, Territories and Possessions (Direct and Guaranteed) - Issuer Obligations						250,058	3,833	(191)
Bonds - U.S. Political Subdivisions of States, Territories and Possessions (Direct and Guaranteed) - Residential Mortgage-Backed Securities								
Bonds - U.S. Political Subdivisions of States, Territories and Possessions (Direct and Guaranteed) - Commercial Mortgage-Backed Securities								
Bonds - U.S. Political Subdivisions of States, Territories and Possessions (Direct and Guaranteed) - Other Loan-Backed and Structured Securities								
0709999999 - Bonds - U.S. Political Subdivisions of States, Territories and Possessions (Direct and Guaranteed) - Subtotals - Political Subdivisions of States, Territories and Possessions (Direct and Guaranteed)						250,058	3,833	(191)
Bonds - U.S. Special Revenue and Special Assessment Obligations and all Non-Guaranteed Obligations of Agencies and Authorities of Governments and Their Political Subdivisions - Issuer Obligations								
.....XXX.....	EAST BATON ROUGE LA SEW COMMN REV.....		11/13/2024.....	5.000.....	02/01/2027.....	130,173.....	2,708.....	(269).....
.....XXX.....	EAST BATON ROUGE LA SEW COMMN REV.....		11/13/2024.....	5.000.....	02/01/2031.....	520,716.....	10,833.....	(1,109).....
.....XXX.....	EAST BATON ROUGE LA SEW COMMN REV.....		11/13/2024.....	5.000.....	02/01/2034.....	235,314.....	4,896.....	(485).....
.....XXX.....	EAST BATON ROUGE LA SEW COMMN REV.....		11/13/2024.....	5.000.....	02/01/2039.....	500,667.....	10,417.....	(1,033).....
.....XXX.....	LAFAYETTE LA PUB IMPT SALES TAX.....		11/13/2024.....	4.000.....	03/01/2025.....	195,000.....	2,600.....	(98).....
.....XXX.....	LAFAYETTE LA PUB IMPT SALES TAX.....		11/13/2024.....	4.000.....	03/01/2027.....	600,000.....	8,000.....	(366).....
.....XXX.....	LAFAYETTE LA PUB IMPT SALES TAX.....		11/13/2024.....	4.000.....	03/01/2028.....	605,000.....	8,067.....	(369).....
.....XXX.....	NEW ORLEANS LA AVIATION BRD REV.....		11/25/2024.....	5.000.....	01/01/2025.....	100,000.....	2,500.....	(138).....
0819999999 - Bonds - U.S. Special Revenue and Special Assessment Obligations and all Non-Guaranteed Obligations of Agencies and Authorities of Governments and Their Political Subdivisions - Issuer Obligations						2,886,870	50,021	(3,866)
Bonds - U.S. Special Revenue and Special Assessment Obligations and all Non-Guaranteed Obligations of Agencies and Authorities of Governments and Their Political Subdivisions - Residential Mortgage-Backed Securities								
U.S. Special Revenue and Special Assessment Obligations and all Non-Guaranteed Obligations of Agencies and Authorities of Governments and Their Political Subdivisions - Commercial Mortgage-Backed Securities								
Bonds - U.S. Special Revenue and Special Assessment Obligations and all Non-Guaranteed Obligations of Agencies and Authorities of Governments and Their Political Subdivisions - Other Loan-Backed and Structured Securities								
0909999999 - Bonds - U.S. Special Revenue and Special Assessment Obligations and all Non-Guaranteed Obligations of Agencies and Authorities of Governments and Their Political SubdivisionsSubtotals - Subtotals - Special Revenue and Special Assessment Obligations and all Non-Guaranteed Obligations of Agencies and Authorities of Governments and Their Political Subdivisions						2,886,870	50,021	(3,866)
Bonds - Industrial and Miscellaneous - Issuer Obligations								
Bonds - Industrial and Miscellaneous (Unaffiliated) - Residential Mortgage-Backed Securities								
Bonds - Industrial and Miscellaneous (Unaffiliated) - Commercial Mortgage-Backed Securities								
Bonds - Industrial and Miscellaneous (Unaffiliated) - Other Loan-Backed and Structured Securities								
Bonds - Hybrid Securities - Issuer Obligations								
Bonds - Hybrid Securities - Residential Mortgage-Backed Securities								
Bonds - Hybrid Securities - Commercial Mortgage-Backed Securities								
Bonds - Hybrid Securities - Other Loan-Backed and Structured Securities								
Bonds - Parent, Subsidiaries and Affiliates Bonds - Issuer Obligations								
Bonds - Parent, Subsidiaries and Affiliates Bonds - Residential Mortgage-Backed Securities								
Bonds - Parent, Subsidiaries and Affiliates Bonds - Commercial Mortgage-Backed Securities								
Bonds - Parent, Subsidiaries and Affiliates Bonds - Other Loan-Backed and Structured Securities								
Bonds - Parent, Subsidiaries and Affiliates Bonds - Affiliated Bank Loans - Issued								
Bonds - Parent, Subsidiaries and Affiliates Bonds - Affiliated Bank Loans - Acquired								
Bonds - SVO Identified Funds - Exchange Traded Funds -as Identified by the SVO								
Bonds - Unaffiliated Bank Loans - Unaffiliated Bank Loans - Issued								
Bonds - Unaffiliated Bank Loans - Unaffiliated Bank Loans - Acquired								
2419999999 - Bonds - Total Bonds - Subtotals - Issuer Obligations						3,136,929	53,854	(4,057)
2509999999 - Bonds - Total Bonds - Subtotals - Bonds						3,136,929	53,854	(4,057)

E28

ANNUAL STATEMENT FOR THE YEAR 2024 OF THE Louisiana Citizens Property Insurance Corporation

SCHEDULE E - PART 3 - SPECIAL DEPOSITS

States, etc.	1 Type of Deposits	2 Purpose of Deposits	Deposits For the Benefit of All Policyholders		All Other Special Deposits	
			3 Book/Adjusted Carrying Value	4 Fair Value	5 Book/Adjusted Carrying Value	6 Fair Value
1. Alabama	AL		.0	.0	.0	.0
2. Alaska	AK		.0	.0	.0	.0
3. Arizona	AZ		.0	.0	.0	.0
4. Arkansas	AR		.0	.0	.0	.0
5. California	CA		.0	.0	.0	.0
6. Colorado	CO		.0	.0	.0	.0
7. Connecticut	CT		.0	.0	.0	.0
8. Delaware	DE		.0	.0	.0	.0
9. District of Columbia	DC		.0	.0	.0	.0
10. Florida	FL		.0	.0	.0	.0
11. Georgia	GA		.0	.0	.0	.0
12. Hawaii	HI		.0	.0	.0	.0
13. Idaho	ID		.0	.0	.0	.0
14. Illinois	IL		.0	.0	.0	.0
15. Indiana	IN		.0	.0	.0	.0
16. Iowa	IA		.0	.0	.0	.0
17. Kansas	KS		.0	.0	.0	.0
18. Kentucky	KY		.0	.0	.0	.0
19. Louisiana	LA		.0	.0	.0	.0
20. Maine	ME		.0	.0	.0	.0
21. Maryland	MD		.0	.0	.0	.0
22. Massachusetts	MA		.0	.0	.0	.0
23. Michigan	MI		.0	.0	.0	.0
24. Minnesota	MN		.0	.0	.0	.0
25. Mississippi	MS		.0	.0	.0	.0
26. Missouri	MO		.0	.0	.0	.0
27. Montana	MT		.0	.0	.0	.0
28. Nebraska	NE		.0	.0	.0	.0
29. Nevada	NV		.0	.0	.0	.0
30. New Hampshire	NH		.0	.0	.0	.0
31. New Jersey	NJ		.0	.0	.0	.0
32. New Mexico	NM		.0	.0	.0	.0
33. New York	NY		.0	.0	.0	.0
34. North Carolina	NC		.0	.0	.0	.0
35. North Dakota	ND		.0	.0	.0	.0
36. Ohio	OH		.0	.0	.0	.0
37. Oklahoma	OK		.0	.0	.0	.0
38. Oregon	OR		.0	.0	.0	.0
39. Pennsylvania	PA		.0	.0	.0	.0
40. Rhode Island	RI		.0	.0	.0	.0
41. South Carolina	SC		.0	.0	.0	.0
42. South Dakota	SD		.0	.0	.0	.0
43. Tennessee	TN		.0	.0	.0	.0
44. Texas	TX		.0	.0	.0	.0
45. Utah	UT		.0	.0	.0	.0
46. Vermont	VT		.0	.0	.0	.0
47. Virginia	VA		.0	.0	.0	.0
48. Washington	WA		.0	.0	.0	.0
49. West Virginia	WV		.0	.0	.0	.0
50. Wisconsin	WI		.0	.0	.0	.0
51. Wyoming	WY		.0	.0	.0	.0
52. American Samoa	AS		.0	.0	.0	.0
53. Guam	GU		.0	.0	.0	.0
54. Puerto Rico	PR		.0	.0	.0	.0
55. U.S. Virgin Islands	VI		.0	.0	.0	.0
56. Northern Mariana Islands	MP		.0	.0	.0	.0
57. Canada	CAN		.0	.0	.0	.0
58. Aggregate Alien and Other	OT	XXX	.0	.0	.0	.0
59. Total	XXX	XXX	0	0	0	0
DETAILS OF WRITE-INS						
5801.						
5802.						
5803.						
5898. Sum of remaining write-ins for Line 58 from overflow page	XXX	XXX	.0	.0	.0	.0
5899. Totals (Lines 5801 - 5803 + 5898) (Line 58 above)	XXX	XXX	0	0	0	0

NONE

LOUISIANA CITIZENS PROPERTY INSURANCE CORPORATION

STATEMENT OF INVESTMENT OBJECTIVES AND GUIDELINES

This statement is issued by Louisiana Citizens Property Insurance Corporation (the “Corporation”) for the administration and management of short-term funds. Citizens Property Insurance Corporation is a nonprofit corporation created by the Louisiana Legislature (Act 1133 of 2003 as amended) and is authorized to invest pursuant to limitations set forth in Title 22 for insurers.

A. MANAGEMENT AND INVESTMENT OBJECTIVES

The purpose of these investment objectives and guidelines is to enable the Corporation to invest funds prudently for the benefit of the Corporation to provide reasonable/risk characteristics while emphasizing safety of principal first, liquidity second and yield third. The consideration of sufficient short term funds in order to continue operations is paramount and during certain times sufficient liquidity should be maintained in order to meet peak demands which may be adjusted due to reinsurance coverage and other circumstances.

The corporation is authorized to invest retained funds pursuant to the limitations set forth in Title 22 for insurers.

B. PORTFOLIO COMPOSITION AND RISK

The funds of the Corporation may be invested in direct United States Treasury Obligations, United States Government Agency Obligations, direct security repurchase and reverse repurchase agreements, time certificates of deposit, investment grade commercial paper, investment grade corporate notes and bonds, investment grade municipal bonds and money market funds consisting solely of securities otherwise eligible for investment. Where applicable, investments shall have a rating of 1 or 2 as determined by the Securities Valuation Office (SVO) of the National Association of Insurance Commissioners (NAIC).

C. DIVERSIFICATION STANDARDS AND RISK

1. In no case, except in the case of, investments in or loans upon the security of general obligations of the government of the United States or of any state or territory of the United States, or the District of Columbia, shall a single security comprise more than 5% of the market value of the portfolio at the time of investment.
2. Bonds and securities of or guaranteed by the United States any state or territory of the

United States or the District of Columbia. Federal Agencies and Government Sponsored Enterprises (GSE's). General Obligations of Parishes, counties and political subdivisions, levee districts and other authorized investments of domestic insurers as may be amended by statutes from time to time.

3. Investment grade commercial paper and investment grade corporate notes and bonds shall be diversified with respect to type, issuer and sector (banking and finance, utilities, industrial, etc) in order to minimize risk. Securities shall be limited to those rated in one of the three highest rating categories of any nationally recognized rating services commercial paper shall be rated at least one of prime quality and of the highest letter and numerical rating as established by a nationally recognized rating service or any other comparable rating as determined by the Department of Insurance. Bonds or evidences of indebtedness issued by any state or political subdivisions, mortgage backed securities, student loans, and additional securities authorized by state law. At the time of investment, all investments shall be within the limitations of the authorized investments of domestic insurers.
4. Repurchase agreements backed by investments authorized in the insurance statute.
5. Time certificates of deposit and interest bearing accounts with authorized institutions.
6. Money market and mutual funds consisting solely of securities otherwise eligible for investment by the corporation.
7. Securities lending is permitted within the statute when backed by cash or U.S. Government securities @ 102%.
8. Investments held in trust for the benefit of bondholders of the 2006B and 2006C Assessment Revenue Bonds shall be invested in accordance with the Indenture of Trust.

D. SAFEGUARDING DEPOSITS AND INVESTMENTS

In order to safeguard its investments and deposits at qualified financial institutions, the Corporation requires that its deposits be fully collateralized within the limits of applicable laws, rules and regulations. Institutions will be required to execute agreements granting the Corporation a first priority security interest in pledged collateral.

1. Collateral Requirements

Corporation demand deposits and investments, which exceed federally insured limits, must be fully secured by a pledge of securities. At the discretion of the Corporation, demand deposits may be secured based on the average collected balance and investments that exceed federally insured levels must be secured at face value.

Collateral may be in book entry form and must be held by a third party institution acting as trustee. Safekeeping receipts or other evidence of collateral must be provided by the financial institution to the Corporation within five working days of the collateral pledge.

Requests for release, transfer or substitution of securities may be initiated by the pledging institution by telephone, but must be confirmed in writing within five working days. In a substitution transaction, replacement securities must be pledged before release of pledged securities.

2. Collateral Security Agreements and Financial Institution Board Resolutions

Each depository institution will be required to execute a collateral security agreement with the Corporation.

E. GUIDELINES FOR TRANSACTIONS

Except under unusual circumstances, all transactions should be entered into a basis of best execution, which means best realized yield.

Tax considerations may be applied when placing investments in order to provide the Corporation with the most advantageous use of funds.

F. MONITORING OF OBJECTIVES AND RESULTS

A quarterly report will include book and market values of investments with unrealized gains and losses, total demand deposits, time certificates of deposits, direct security repurchase agreements and pledged collateral.

G. DERIVATIVES

Utilization of derivative securities cannot be utilized unless approved by the Board of Directors and only when judged to be the most efficient method of investing Corporation funds and when such derivatives meet the requirements of applicable laws. Under no circumstances are derivative securities to be utilized to create financial leverage (backed by 100% cash).

COMPLAINTS JANUARY AND FEBRUARY 2025

	Complaint Number	Policy or Claims Issue	Date Due	Date Response Submitted
1	953581	Claims	2/26/2025	N/A (was withdrawn by the complainant)
2	953674	Policy	3/7/2025	3/6/2025
3	953494	Policy	3/7/2025	3/5/2025
4	952837	Claims	2/24/2025	2/24/2025
5	951525	Claims	2/11/2025	2/11/2025
6	950386	Policy	1/28/2025	1/28/2025
7	950563	Policy	1/29/2025	1/28/2025
8	950580	Claims	1/29/2025	1/28/2025

Complaints in last 12 months: 84

Complainants in January and February 2024: 11