

Alsea School Board Meeting
Tuesday, May 13, 2025
6:00 PM
Alsea School Library
301 S 3rd St
Alsea, OR 97324



Alsea School District 7J
301 South 3rd Street
Alsea, OR 97324
541.487.4305

1. **Call to Order**
 - a. Flag Salute
 - b. Approval of Agenda
2. Move to Executive Session
 - a. Executive Session
 - ORS 192.660(2)(f) - To consider information or records that are exempt by law from public inspection.
3. Return to regular session
4. **Consent Agenda**
 - a. Approval of Minutes
 - April 8, 2025, Regular Board Meeting
 - April 22, 2025 Budget Committee Orientation Meeting
 - April 22, 2025, Budget Committee Meeting



Board Members Present: Risteen Follett, Soren Rounds, Deb Lindberg, Jamie Olsen, Russ Ceperich

Board Members Absent: None

Staff Present: Krista Nieraeth, Lora Nickle

Patrons and staff also attended online and in person

1. Call to Order – 6:01 PM

- a. Flag Salute
- b. Approval of Agenda
Agenda approved as presented.

2. Move to Executive Session – 6:03 PM

- a. Executive Session
 - **ORS 192.660(2)(f) - To consider information or records that are exempt by law from public inspection.**
- b. Executive Session Adjourned – 6:20 PM
- c. Move to Executive Session - 6:21 PM
 - **ORS 192.660(2)(i) - To review and evaluate the employment-related performance of the chief executive officer of any public body, a public officer, employee or staff member who does not request an open hearing.**

3. Executive Session Adjourned – 6:59 PM

Recess – 7:00 – 7:06 PM

4. Return to regular session – 7:06 PM

5. Reminder of Board Responsibilities and Norms

- a. Board Policy BBF
- b. Board Operating Agreement

6. Consent Agenda

- a. Approval of Minutes - March 11, 2025
- b. Monthly Financial Checklist
- c. Resignation - Anthony Padilla, Bus Driver
Miranda Treadway, 4th Grade Teacher

Jamie Olsen motioned to accept the Consent Agenda as presented. Soren Rounds seconded the motion. The board did not have any questions. Motion carried 5-0.

7. Patron Comments:

Sara Cash addressed the board with frustration about the ability to access the handicap spot located in the front of the school. She is having great difficulty attending her student's events as the handicap spot is often taken.

8. Reports

- a. Superintendent and K-12 Principal Reports
 - i. Enrollment Report
 - ii. Regular Attenders

Ms. Nieraeth presented her reports to the Board. The documents are available online.

b. K-5 LaHO Principal Report

Ms. Shunk presented her report to the Board. The documents are available online.

c. Athletics and Activities

Ms. Nieraeth presented the report to the Board. The documents are available online.

d. Business Manager Report

Ms. Nieraeth presented the report to the Board. The documents are available online.

e. Construction

Chris and Nancy Giggy were present online to present their report to the Board. The document is available online.

9. **New Business**

a. Action to be taken based on discussion in Executive Session

Russ Ceperich motioned to take no action regarding ORS 192.660(2)(f) - To consider information or records that

are exempt by law from public inspection. Deb Lindberg seconded the motion. The Board did not have any questions. Motion carried 5-0.

b. Budget Committee Applications

Deb Lindberg motioned to approve Tracy Foster's application for the Budget Committee. Russ Ceperich seconded the motion. The board did not have any questions. Motion carried 5-0.

c. Superintendent Evaluation Summary

Risteen Follett read the Evaluation Summary out loud to the Board.

Jamie Olsen motioned to accept the Superintendent Evaluation Summary. Soren Rounds seconded the motion.

The board did not have any questions. Motion carried 5-0.

d. Integrated Guidance Presentation

Ms. Nieraeth presented the Integrated Guidance report to the Board. The board asked questions.

Soren Rounds motioned to approve the 25-27 biennium Integrated Guidance plan. Deb Lindberg seconded the motion. Motion carried 5-0.

e. Discussion of Policy DJ - District Purchasing

Risteen Follett spoke to the Board about Policy DJ. Board members Russ Ceperich and Deb Lindberg stated their concerns requesting further legal guidance as to whether there has been a violation. The Board discussed.

f. Consideration of Board Officers

Russ Ceperich expressed his concerns that the current Board Chair is withholding information from the rest of the Board Members. Risteen Follett offered her response to his concerns. Russ Ceperich made a motion to remove Risteen Follett from the Board Chair position and appoint Soren Rounds as the Board Chair. Deb Lindberg seconded the motion. Motion failed 2-3.

g. Policy IIBGA – Electronic Communications Discussion

Russ Ceperich would like to have Ms. Nieraeth and Soren Rounds investigate the ability to have the policy broadened to include staff as well as students. Ms. Nieraeth said that she would work with both Soren Rounds and Nathan Roberts.

10. **Old Business**

11. **First Reading *(Shaded words are new/strikethroughs are deleted)**

12. **Second Reading**

Alsea Budget Orientation Session
Tuesday, April 22, 2025
6:00 PM
Alsea School Library



Alsea School District 7J
301 South 3rd Street
Alsea, OR 97324
541.487.4305

Budget Committee Members Present: Cheryl VanLeuven, MacKenzie Webb, Kathi Gamler

Budget Committee Member Absent: Tracy Foster

Board Members Present: Risteen Follett, Soren Rounds, Jamie Olsen

Board Members Absent: Russ Ceperich

Staff Members Present: Krista Nieraeth, Don Staehely, Lora Nickle

1. **Call to Order** – 6:02 PM
 - a. Flag Salute
 - b. Approval of Agenda
Agenda approved as presented.
2. **Introduction of Current Budget Committee Members**
Members of the Budget Committee were introduced.
3. **Budget Committee Members Roles and Responsibilities - OSBA Handbook**
An abbreviated version of the OSBA Handbook was provided to all committee members.
4. **Program Budgeting and Accounting Manual**
 - a. <https://www.oregon.gov/ode/schools-and-districts/FiscalTransparency/Pages/Program-Budgeting-and-Accounting-Manual.aspx>
5. **Fund Descriptions**
Mr. Staehely reviewed the fund descriptions with all committee members.
6. **State School Support Estimates**
 - a. <https://www.oregon.gov/ode/schools-and-districts/grants/Pages/School-District-and-ESD-payment-Statements.aspx>
7. **Adjournment** – 6:20 PM

Alsea Budget Committee Meeting
Tuesday, April 22, 2025
6:30 PM
Alsea School Library



Alsea School District 7J
301 South 3rd Street
Alsea, OR 97324
541.487.4305

Budget Committee Members Present: Cheryl VanLeuven, MacKenzie Webb, Kathi Gamler, Tracy Foster attended via phone

Board Members Present: Risteen Follett, Soren Rounds, Jamie Olsen, Russ Ceperich came at 6:40 PM via Zoom link.

Staff Members Present: Krista Nieraeth, Don Staehely, Lora Nickle

1. **Call to Order – 6:30 PM**
2. **Approval of Agenda**
Agenda approved as presented.
3. **Election of Officers**
MacKenzie Webb nominated Tracy Foster for Committee Chair, Cheryl VanLeuven seconded the motion. Motion carried 7-0.
Tracy Foster nominated MacKenzie Webb for Committee Vice Chair, Cheryl VanLeuven seconded the motion. Motion carried 7-0.
Lora Nickle was appointed as the Budget Committee secretary.
4. **Review of Budget Message and Proposed Budget 2025-26**
Ms. Nieraeth read the 2025-2026 Budget Message. Mr. Staehely reviewed the proposed budget funds as well as explained how the amounts for each area of the budget are calculated. The committee asked clarifying questions.
5. **Next Budget Committee meeting**
May 20, 2025 at 6:00 PM
6. **Meeting Adjourn – 7:53 PM**


b. Monthly Financial Checklist

MONTH END RECONCILIATIONS AND FINANCIAL REVIEW REPORT

Month: April 2025

1. Payroll Processing – Reviewed and approved by Human Resources

- Payroll reconciliation reports reviewed prior to processing.
- Federal and state deposits have been made, as well if quarterly, federal and state reports have been reviewed and submitted
- OEBB invoice been reconciled to payroll
- Workers Compensation reconciled to payroll
- Deduction payment reconciliation reviewed to ensure all liabilities have been processed



Roxie Smallwood, Human Resource

05-05-2025

Date

2. Deposits, Checks, Vouchers

- All transactions have been entered into the financial accounting system and processed for the month.
- All vouchers for checks and direct deposits have been reviewed and approved by the Superintendent.



Brynn Campbell, Accounts Payable/Receivable,

5/5/25

Date

3. Bond Reconciliations – Completed and approved by Superintendent

- Citizens bank account
- Local Government Investment Pool

4. Federal and State reimbursement requests made during the month

- Monthly claims made and approved by Superintendent
- If applicable, quarterly claims and reports made and approved by Superintendent

5. Financial Statements

- Prepared after all reconciliations have been completed
- Any manipulation of general ledger transactions in preparing statements

None

Yes, list below:

1. Accrued substitute payroll based on average cost per month by account code

6. Business Office Internal Controls – Any changes to current procedures?

Yes – submitted to Board for review

None

7. Other

Business Office Internal Controls – Any changes to current procedures?

Yes

None

Any new pronouncements that will impact financial statements or budget for 25-26 fiscal year.

Yes, list below:

Other items that may have an impact on the financial statements of the district?

None

Yes, list below:


Donald Staehely, Business Manager

5/6/2025
Date

Deposits, Checks, Vouchers

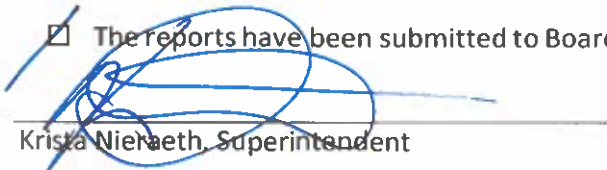
Issued to Board of Directors after month-end reconciliations – created by Accounts Payable/Receivable and submitted to Superintendent for distribution

Has the Board of Directors responded to any items?

Yes, and were all Board Members provided with the response

None

The reports have been submitted to Board for review


Krista Niereth, Superintendent

5/6/25
Date

- c. Resignations
 - Nicolaas VanDerZwan, MS/HS Science
 - Erick Taylor, Culinary Teacher and Head Cook
 - Shannon Naylor, LaHO Teacher
 - Roxy Cessnun , SPED Secretary and Pre - ETS Coordinator
- d. Hire
 - Tanya Parsons, LaHO Teacher
- e. Notification of Alsea School District Board of Director Position 2 Vacancy

5. **Patron Comments:**

The Alsea School Board of Directors values the opinions and input of students, staff, parents, and community members. Although board meetings are held in public, they are not meetings of the public. Please keep your comments to 3 minutes or less. If you intend to speak to the board this evening, you will need to fill out one of the blue comment cards and hand it to the Board Secretary, Lora Nickle. Public comments may also be made via Zoom. If you intend to speak via Zoom, please put your name in the comments so that the board chair can call on you. Before you begin your comments, please state your name and if you are speaking for an organization, please state that organization. For more information about public comments at a board meeting, please see Alsea School District Policy BDDH.

6. **Reports**

- a. Superintendent and K-12 Principal Reports
 - Speaker(s):** Krista Nieraeth

Alesea School District

May 2025 Board Meeting Board Report

Krista Nieraeth, Superintendent and Special Education Director

1. Facilities

Work on the football field will begin this week. The first step is removing the existing grass. Starting the week after Memorial Day, heavy equipment will be on-site to begin scraping the surface, adding topsoil, leveling and crowning the field, and then hydroseeding. This process should take about 1–2 weeks. After that, we'll be watering and mowing the field regularly throughout the summer to help the new grass take hold.

To make irrigation more efficient, we've purchased a water wheel that will now serve as our main way to water the field. This new equipment will save time and labor, as it can water the entire field from one position without needing to move multiple irrigation pipes each day. While we looked into an in-ground irrigation system, the cost—about \$35,000—was outside our budget. Mr. Elbers researched other options and found this water wheel to be a practical and cost-effective solution that will free up our staff to focus on other projects.

In addition to the field work, our maintenance team will be busy with several projects this summer, including:

- Replacing windows in the library offices
- Reroofing the high school modular
- Repairing and painting the grandstands
- Deep cleaning classrooms, offices, and hallways
- General grounds maintenance

All of this will be done while coordinating with the ongoing seismic construction happening on campus.

2. Summer Learning Grant

Alesea School District was selected as a recipient of a \$36,000 Summer Learning Grant for Summer 2025. The primary goal of this grant was to support academic and enrichment programs with a strong focus on literacy.

After reviewing the grant requirements and attending informational webinars, I made the decision to respectfully decline the funds for this year. The grant came with several non-negotiable conditions, including the need to provide 80 hours of in-person instruction led by certified teachers, a strong emphasis on literacy, and the ability to serve breakfast, lunch, and snacks if needed.

Given the significant construction happening on our campus this summer, particularly the cafeteria being out of service—it is not feasible to host a compliant summer learning program onsite. I also reached out to neighboring districts to explore partnership opportunities where we could bus students and contribute to their programs. Unfortunately, Corvallis and Philomath school districts were not recipients of the grant, meaning their programs didn't have to meet the time requirements (only 45 hours), and therefore didn't

meet the requirements tied to our funding. Lincoln County was uncertain about the location of its summer programming, so a partnership couldn't be confirmed in time.

Another limiting factor was the extremely short timeline—we would have had only about a week and a half to submit a detailed plan that met all grant requirements.

The good news is that the Legislature has earmarked Summer Learning funds for next year, and we are optimistic that Alsea will again be selected as a recipient. We expect to receive confirmation in October, which will give us significantly more time to plan, coordinate logistics, and hire the necessary staff to run a successful and impactful program in 2026.

3. Comprehensive Literacy Development Grant

Last week, Alsea School District was invited to apply for Oregon's Comprehensive Literacy Development (CLSD) Grant. This is a competitive, federally funded grant that offers financial support over four years to help districts improve literacy outcomes for students from birth through 12th grade.

The CLSD Grant aims to strengthen educator capacity and expand the use of high-quality, evidence-based literacy practices, particularly in high-need schools. Alsea School District is eligible to receive up to \$750,000 over the grant period.

Mrs. Shunk and I recently attended a webinar that provided a detailed overview of the grant and its application requirements. Together, we will be developing a comprehensive plan based on district data and research-based strategies in hopes of securing this funding to enhance our literacy programming.

The application is due on June 30, 2025, and we are committed to submitting a strong proposal that aligns with the needs of our students and staff.

For more information about the CLSD Grant, please visit: [Oregon Department of Education – CLSD Information](#)

4. RUS DLT Grant Update

We are pleased to share that funds from the RUS Distance Learning and Telemedicine (DLT) Grant have officially been released. Through this grant, Alsea School District will receive significant technology upgrades, including:

- New TV monitors for all classrooms
- A new video system for the library
- Brand-new laptops for all teachers
- A telehealth cart to support student wellness.

The total grant award is \$155,000 for equipment and installation, with the district providing approximately a \$20,000 match, which is covered within our current technology budget.

A representative from the grant team will be on-site later this week to conduct a walkthrough of our facilities and evaluate classroom setups in preparation for installation. Our goal is to have all equipment installed and operational for the start of school.

5. ADMr/ADMw Update and Potential Funding Impact

Approximately every 4–6 weeks, the ODE releases an updated ADMr breakdown for districts. These reports reflect the ADMr figures that ODE uses to calculate each district’s weighted Average Daily Membership (ADMw), which directly affects state funding.

In the most recent update, we identified a significant change in one category that could potentially reduce our state funding. Specifically, the number in the “Students on IEP Above 11% of ADMr” category dropped from 25.40 (as of 3/3/25) to 3.80 (as of 4/29/25). This change could result in an estimated funding reduction of approximately \$220,000.

Don and I have scheduled a meeting with ODE to review this calculation, determine whether a reporting or formula error may have occurred, and fully understand the implications for our district’s budget.

We will provide an update once we’ve had that conversation and have more clarity on the next steps.

STATE SCHOOL FUND GRANT 2025-2026				
Benton County, Alsea SD 7J		District ID: 1899		
2025-2026 Extended ADMw				
Alsea SD 7J: District total extended ADMw for funding calculations				
		2025-2026	2024-2025	
ADMr:	222.00 X 1.00	222.00	0.00 X 1.00	0.00
Students in EL programs:	6.00 X 0.50	3.00	0.00 X 0.50	0.00
Students in Pregnant and Parenting Programs:	0.00 X 1.00	0.00	0.00 X 1.00	0.00
48 IEP Students capped at 11% of District ADMr:	24.42 X 1.00	24.42	24.43 X 1.00	24.43
Students on IEP Above 11% of ADMr:	25.40 X 1.00	25.40	25.40 X 1.00	25.40
Students in Poverty:	26.00 X 0.25	6.50	5.98 X 0.25	1.50
Students in Foster Care and Neglected/Delinquent:	0.00 X 0.25	0.00	0.00 X 0.25	0.00
Remote Elementary School Correction:	0.00 X 1.00	0.00	0.00 X 1.00	0.00
Small High School Correction:	0.00 X 1.00	0.00	0.00 X 1.00	0.00
Post Graduate Scholars:	0.00 X-0.25	0.00	0.00 X-0.25	0.00
		2025-2026 ADMw	2024-2025 ADMw	
		281.32	51.33	
		Alsea SD 7J Extended ADMw		370.60
Alsea Charter School: Charter ADMw for information only				
		2025-2026	2024-2025	
ADMr:	0.00 X 1.00	0.00	222.13 X 1.00	222.13
Students in EL programs:	0.00 X 0.50	0.00	3.37 X 0.50	1.69
Students in Pregnant and Parenting Programs:	0.00 X 1.00	0.00	0.00 X 1.00	0.00
0 IEP Students capped at 11% of District ADMr:	0.00 X 1.00	0.00	0.00 X 1.00	0.00
Students on IEP Above 11% of ADMr:	0.00 X 1.00	0.00	0.00 X 1.00	0.00
Students in Poverty:	0.00 X 0.25	0.00	23.02 X 0.25	5.76
Students in Foster Care and Neglected/Delinquent:	0.00 X 0.25	0.00	0.00 X 0.25	0.00
Remote Elementary School Correction:	38.82 X 1.00	38.82	38.82 X 1.00	38.82
Small High School Correction:	50.46 X 1.00	50.46	50.46 X 1.00	50.46
Post Graduate Scholars:	0.00 X-0.25	0.00	0.00 X-0.25	0.00
		2025-2026 ADMw	2024-2025 ADMw	
		89.28	318.85	
		Alsea SD 7J Extended ADMw		370.60

STATE SCHOOL FUND GRANT 2024-2025				
Benton County, Alsea SD 7J		District ID: 1899		
2024-2025 Extended ADMw				
Alsea SD 7J: District total extended ADMw for funding calculations				
		2024-2025	2023-2024	
ADMr:	0.00 X 1.00	0.00	0.00 X 1.00	0.00
Students in EL programs:	0.00 X 0.50	0.00	0.00 X 0.50	0.00
Students in Pregnant and Parenting Programs:	0.00 X 1.00	0.00	0.00 X 1.00	0.00
43 IEP Students capped at 11% of District ADMr:	24.43 X 1.00	24.43	29.20 X 1.00	29.20
Students on IEP Above 11% of ADMr:	3.80 X 1.00	3.80	3.80 X 1.00	3.80
Students in Poverty:	0.00 X 0.25	0.00	1.09 X 0.25	0.27
Students in Foster Care and Neglected/Delinquent:	0.00 X 0.25	0.00	1.00 X 0.25	0.25
Remote Elementary School Correction:	0.00 X 1.00	0.00	0.00 X 1.00	0.00
Small High School Correction:	0.00 X 1.00	0.00	0.00 X 1.00	0.00
Post Graduate Scholars:	0.00 X-0.25	0.00	0.00 X-0.15	0.00
		2024-2025 ADMw	2023-2024 ADMw	
		28.23	33.53	
		Alsea SD 7J Extended ADMw		398.68
Alsea Charter School: Charter ADMw for information only				
		2024-2025	2023-2024	
ADMr:	222.13 X 1.00	222.13	265.48 X 1.00	265.48
Students in EL programs:	3.37 X 0.50	1.69	6.84 X 0.50	3.42
Students in Pregnant and Parenting Programs:	0.00 X 1.00	0.00	0.00 X 1.00	0.00
0 IEP Students capped at 11% of District ADMr:	0.00 X 1.00	0.00	0.00 X 1.00	0.00
Students on IEP Above 11% of ADMr:	0.00 X 1.00	0.00	0.00 X 1.00	0.00
Students in Poverty:	26.00 X 0.25	6.50	27.91 X 0.25	6.98
Students in Foster Care and Neglected/Delinquent:	0.00 X 0.25	0.00	0.00 X 0.25	0.00
Remote Elementary School Correction:	38.82 X 1.00	38.82	38.82 X 1.00	38.82
Small High School Correction:	50.46 X 1.00	50.46	50.46 X 1.00	50.46
Post Graduate Scholars:	0.00 X-0.25	0.00	0.00 X-0.15	0.00
		2024-2025 ADMw	2023-2024 ADMw	
		319.60	365.16	
		Alsea SD 7J Extended ADMw		398.68

6. Risk Management Inspection and Follow-Up

In April, our insurance agent, Nathan Cortez, conducted a risk management walkthrough of the Alsea School District facilities. The purpose of this visit was to identify potential safety concerns and provide recommendations for corrective action. Overall, the district performed reasonably well; however, several areas were identified for improvement.

Key findings included:

- Daisy chaining of electronic devices
- Improper storage of food items
- Organizational concerns in the shop and art classrooms, and maintenance areas

- Uncovered windows in certain areas
- Doors obstructed by debris or materials.

Following the inspection, Mr. Elbers, Ms. Nickle, Mr. Roberts, and I met to review the report and develop a plan to address the findings. Two of the more critical concerns were addressed immediately with the necessary staff. The remaining items will be addressed during the spring and summer months.

These inspections are valuable opportunities for us to evaluate and improve the safety and functionality of our facilities. I appreciate the collaboration and responsiveness of our staff as we work together to maintain a safe and efficient learning environment.

7. Update to IIGBA Discussion

Mr. Roberts, Soren and I have met in regard to looking at our Policy IIGBA and a policy called “Responsible Use of Technology” that Tigard – Tualatin School District showed as one that they use for their district. Mr. Roberts reviewed what the district already has in place, and we are still looking at wording, etc., before sending it to OSBA for a review. We will have something to show the board at the June meeting.

8. Update on District Purchasing Policy – DJ

There is a paragraph in policy DJ that states:

“The superintendent or designee is authorized to enter into and approve payment on contracts obligating district funds not to exceed \$75,000 for products, materials, supplies, capital outlay and services that are within current budget appropriations. The Board shall approve all contracts that are collective bargaining agreements or service contracts that include the provision of labor performed by district employees, such as custodial, food service and transportation services.”

The amount that the superintendent is, by district policy, authorized to enter into and approve payment on contracts is one of the lowest in our region. For example, Monroe School District authorizes their superintendent to enter into and approve payments up to \$150K, which is what the standard amount OSBA recommends for this policy. Lebanon Community School District does not give an actual dollar amount; instead, their policy states that the superintendent is authorized to enter into and approve payment within current budget appropriations.

There was a question posed about the 2nd sentence of this paragraph. I sent the question about what constitutes a “service contract” to OSBA legal. Here’s the response I received back...

“The language in your board policy comes right out of ORS 332.075. That statute doesn’t define what a “service contract” is, but broader public contracting law defines “services” to mean “services other than personal services designated under ORS 279A.055.” ORS 279A.010(1)(kk).

It seems to me that in the context here—“service contracts that include the provision of labor performed by district employees”—that an example would be a contract with, say, Sodexo, where the district employees provide the labor but Sodexo provides the food. Or, yes, a transportation company that provides the busses, but the bus drivers are district employees.”

Alsea School District

May 2025 School Board Report – K-12 B&M School

Krista Nieraeth, Principal

1. Students of the Month for April

The character theme of April was Neat (K – 6) and Noble (7 – 12)

Congratulations to the following students for being voted as the April Student of the Month:

- | | |
|----------------------|-----------------------|
| K – Thea Cantrell | 7 – Bethany Hendrix |
| 1 – Demetri Rounds | 8 – Dixie Lucas |
| 2 – Reese Pedder | 9 – Cillian Frensdorf |
| 3 – Arya Larson | 10 – Slayde Olsen |
| 4 – Courtenay Larson | 11 – Tommy Quinn |
| 5 – David Garibay | 12 – Bear Aguas |
| 6 – Ashlyn Sapp | |

Elementary Student of the Month

This month's theme is "Neatness". A neat student is one who is consistently orderly and well-organized in their studies, both physically and mentally. They maintain a tidy workspace, organize materials effectively, and approach their work with a sense of meticulousness.

Kindergarten

1st Grade

2nd Grade

3rd Grade

4th Grade

5th Grade

6th Grade

CONGRATULATIONS!
We are so proud!!

SECONDARY STUDENT OF THE MONTH

7th Grade

8th Grade

9th Grade

10th Grade

11th Grade

12th Grade

NOT PICTURED


NOT PICTURED

This month's theme is "Noble". A noble student is characterized by strong moral principles, integrity, and a commitment to ethical behavior, both in and out of the classroom. They demonstrate respect for others, engage actively in their learning, and strive to make a positive impact on their community.

LIKE | SHARE | FOLLOW

2. 3rd and 4th Grade to Cape Perpetua

On Thursday, May 1st, our 3rd and 4th grade classes took a field trip to Cape Perpetua to hike in the woods and explore tide pools. The kids spent time with Ranger hiking the trails around the Cape. Thank you to Mrs. Treadway and Ms. Pinion, as well as parent volunteers, for taking our students on this amazing experience.




3. OMSI Science Festival



On Wednesday, April 30th, OMSI came to Alsea and hosted a science festival for our community. The SIA grant paid for this amazing event for our community. There was a nacho bar for all attendees. We had 75 people attend this event. Thank you to Sara Littlefield and all the parents, staff, and student volunteers for putting on this.

4. HS Prom

The Alsea HS Prom was held on Saturday, May 3rd, at the Alsea Grange Hall. The juniors and Ms. Ellis did an amazing job planning and decorating the Grange Hall. We had all but nine of our students attend the dance. Thank you to all the chaperones and for all the community members who donated food and decorations for the prom! Thank you to the students for being amazing and having fun in a safe manner!



5. Kindergarten Round Up

We held Kindergarten Round up in April. During this event, we opened the classroom up for families to visit with their incoming kindergarten students. We had 4 students attend this event with their families and partnered with the preschool across the street to help transition the students. We are estimating that we will have 8 kindergarten students for the upcoming year. Mrs. Shondell is working with Alsea Preschool to start integrating the preschool students into the classroom to help with transitioning into kindergarten.

6. After School Programming



Since March, we have been having after school programming for students in K – 12. We are offering pottery with Mr. Lynch, culinary with Mr. Taylor, and choir with Ms. Ellis. These offerings are possible through a grant from the Benton Community Foundation. We are hoping to expand our offerings for next year to include other activities for more student engagement.

7. UPCOMING IMPORTANT DATES FOR SENIORS

Senior Banquet – May 28th – 6pm

Graduation – June 6th – 7pm

i. Enrollment Report

ii. Regular Attenders

REGULAR ATTENDERS

>90% Positive Attendance

Grade Level	Enrollment #	01-Oct	Enrollment #	01-Nov	Enrollment #	01-Dec	Enrollment #	01-Jan	Enrollment #	01-Feb	Enrollment #	01-Mar	Enrollment #	01-Apr	Enrollment #	01-May	Enrollment #	01-Jun
KG	14	64.29%	12	83.33%	13	61.53%	13	61.53%	14	64.28%	13	53.84%	14	50.00%	14	50.00%		
1st	13	92.31%	13	61.53%	12	50.00%	12	41.66%	13	38.46%	12	41.67%	12	41.67%	12	41.67%		
2nd	33	78.78%	33	78.78%	33	69.69%	33	69.69%	32	75.00%	30	83.33%	30	70.00%	31	70.97%		
3rd	32	81.25%	31	80.64%	31	74.19%	31	74.19%	31	70.97%	31	74.19%	31	77.42%	31	77.42%		
4th	24	62.50%	22	63.63%	23	60.86%	22	50.00%	23	69.57%	24	58.33%	25	60.00%	27	59.26%		
5th	26	73.07%	26	80.76%	28	67.85%	27	62.96%	30	60.00%	29	51.72%	28	57.14%	28	64.29%		
6th	17	70.59%	17	58.82%	16	43.75%	16	37.50%	17	35.29%	17	41.18%	18	44.44%	17	47.06%		
7th	17	82.35%	17	76.47%	17	70.58%	17	64.71%	16	62.50%	16	62.50%	16	62.50%	16	68.75%		
8th	15	80.00%	15	80.00%	15	80.00%	16	62.50%	16	81.25%	16	68.75%	15	80.00%	15	80.00%		
9th	11	54.54%	10	50.00%	10	50.00%	10	50.00%	10	60.00%	10	50.00%	9	55.55%	9	55.56%		
10th	16	93.75%	16	81.25%	16	81.25%	16	75.00%	16	68.75%	16	68.75%	17	70.59%	17	76.47%		
11th	10	70.00%	10	70.00%	10	60.00%	10	60.00%	10	60.00%	10	60.00%	10	50.00%	10	50.00%		
12th	11	36.36%	11	45.45%	11	36.36%	11	36.36%	11	36.36%	11	45.45%	11	36.36%	11	36.36%		
Schoolwide	239	72.29%	233	70.05%	235	62.00%	234	57.39%	239	60.19%	235	58.44%	236	58.13%	238	59.83%	0	#DIV/0!

- b. K-5 LaHO Principal Report
Speaker(s): Heather Shunk


ALSEA SCHOOL DISTRICT BOARD REPORT

Name: Heather Shunk **Position:** Principal

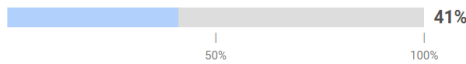
BOARD MEETING DATE: May 13, 2025



[Link for April 2025 Assembly Slide Deck](#) - Attendance, Welcoming New Students, Birthdays, Students of the Month, School Registration, Happenings in Each Class, and Exploratory Class, April character trait "HUMBLE". 4-H Presentation by 3rd Grade Student. *May character trait - IMAGINATIVE



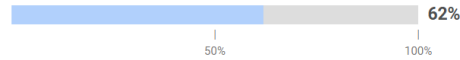
Progress to Annual Typical Growth (Median)



I-Ready Growth Data - Average for Entire School:

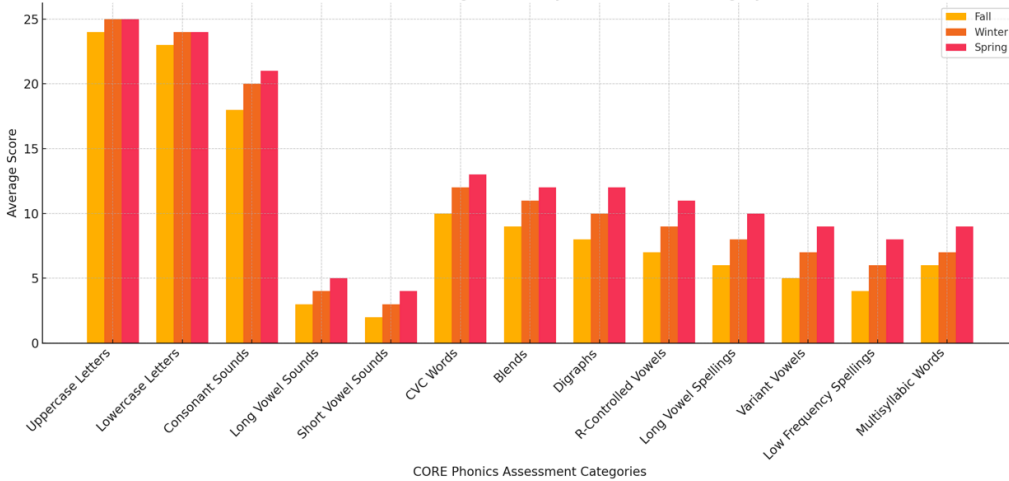
As we begin the third and final I-Ready diagnostic window, current data reflects that K–5 students have achieved 41% of their annual typical growth in Reading and 62% in Math, based on schoolwide median progress. While Math growth is on track, additional support in Reading remains a priority.

Progress to Annual Typical Growth (Median)



To boost student progress, we are encouraging at-home I-Ready usage and sharing tools with families to make independent practice more effective. This partnership with parents is key as we work together to help all students finish the year strong and meet their growth goals. Ongoing 1:1 tutoring and small group instruction occurs daily.

Whole-School Average Scores by CORE Phonics Category



Core Phonics - Foundational:

Across all grade levels, schoolwide CORE Phonics data shows consistent improvement in key foundational areas. Students demonstrated strong early mastery in letter naming (averaging 25/26 by Spring) and made notable gains in consonant sounds, short vowels, and CVC word reading throughout the year.

Progress was also seen in more complex areas like blends, digraphs, and R-controlled vowels, though categories such as multisyllabic words and low-frequency spellings remain areas for continued instructional focus. These insights will guide our planning for small group instruction, intervention targeting, and next year's professional learning priorities.

Preparing for next school year:

- Collaboration on workbooks that align with math and reading priority standards for students and parents to track their progress.
- Encouraging families to register early and save their spot for next school year.
- In person field trips.
- Decisions on school theme for 25-26, likely Grit or Perseverance.
- Platform and schedule analysis.

- c. Athletics and Activities
Speaker(s): Joe Harris

Board Report – 5/13/25

Summary:

Track is in full swing. Our MS team is representing well with numbers and their effort and commitment to their team, not to mention they all are getting PRs just about every time they go somewhere. MS Oregon Meet of Champions is this Friday, 5/16/25. We wish all our athletes the best!!

HS track will be at districts May 22-23 at Portland Christian HS. Looking forward to their results. State Championships will take place May 29-30.

Baseball is going well. All our Alsea players are an integral part of the teams. Currently Monroe/Alsea baseball is 14-2 in league play and 17-4 overall, making them 8th ranked. Currently they have a 15-game winning streak.

We have ordered the new Football uniforms for next season. Once we have some mockups for Volleyball we will make those orders as well.

FB schedule is complete and up on OSAA. We will have limited home games this season due to the work being done on the FB field. As the season progresses, we will monitor the grass to ensure it is getting established. I know that not having as many home games is less than ideal, but unfortunately this is where we are at this point.

Volleyball schedule is complete and up on OSAA. We will add a couple more dates between now and the start of the season.

The work on the field is beginning this week. They will be preparing the field for tilling and removing the old grass, then the field will be recrowned and finally hydro seeded. Hopefully the grass will be growing in a month or so.

I have reached out to partner with brasforgirls.org to procure sports bras for all our female students. This organization gives this piece of equipment to schools, alleviating the expense for our families. Any student in need will have this resource. These will be available to all our students, whether playing a sport or for everyday use in PE. I am very glad we will be able to provide this equipment at no charge.

Thursday, May 15, we will have our PBIS committee meeting and will be finalizing our work this week. We are also working on a re-brand for our school to help increase student spirit and school pride.

MOB info to come.

We are currently accepting applications for the Alsea student body council. This is something we have not had at Alsea for some time and felt it was time to have this opportunity available to our students who want to get involved.

I am also putting together a student AD/Leadership opportunity. This will be an opportunity for a couple of students, 11-12 grade, to learn the ins and outs of what being an athletic director is about. This will be a TA position.

If you have any questions or concerns, please contact me directly.

- d. Business Manager Report
Speaker(s): Don Staehely

Financial Summary – April 30, 2025

General Fund Resources

- State School Support – The ODE issued an update for 23-24 and 24-25 SSF, which had a significant impact on the district for 24-25 and subsequent years. Prior estimates showed IEPs over the 11% cap that qualified for reimbursement as 25.40. The revised figure is 2.30, which is a drop of 23.10, or a loss in funding for 24-25 of \$240,000. The ODE computes this amount based on poverty, etc and districts cannot compute the amount due to the complexity of the formula. The 2.30 figure had been used in prior estimates but believed the ODE figure was correct and used in prior months' projections and in developing the 25-26 proposed budget. Included in the statements is a comparison showing the impact of the change. .
- Property taxes – the statements reflect tax turnover through March 31.
- 1312 – Tuition from Other Districts – payment for students attending the Learn at Home Online that are residents of another district and reported by that district to the ODE for funding purposes.
- 1510 - Earnings on investments – The earnings rate with the Local Government Investment Pool (LGIP) is 4.60%, down from 4.64% for the prior month. The district is earning approximately \$35,000 per month. The interest earned is allocated to various funds based on that fund's cash balance as of the end of the month and the investment pool interest rate.
- No changes in the other revenues.

General Fund Expenditures

- All salaries and benefits have been encumbered, as well as projections for substitutes and additional salaries are included in the financial statements. The substitute and additional salaries are based on the average for September through January and annualized through June.
- As shared prior months, all non-payroll items have also been encumbered. In other requirements, a transfer to the Special Revenue Fund for Special Education Stipends has been projected. The grant covers only the stipend amount, not associated payroll costs. The district is required to pay all payroll costs associated with the grant.

Special Revenue

Changes

- No changes compared to last month.
- All claims have been made for funds spent year to date. All grants are being monitored to ensure dollars are spent by the end of the grant period.

Food Service Program

- Included are the student participation, financial statements and per meal breakdown through 4/30/25. The attached statement reflects the participation by month, with the annual participation at 66.4% for the breakfast program; 65.6%, lunch program.
- The projected transfer from the General Fund will be approximately \$56,109.50. The average cost per meal is \$5.87 while reimbursement is \$4.22, or a transfer from the General Fund of \$1.65 per meal.

Debt Service

- No change in the Debt Service, with the projected fund balance ending is estimated at approximately \$32,000.

Capital Projects

- 400 – Capital Projects - reflects interest received on monies at the LGIP. Expenditures are the replacement of the windows, architectural services for the kitchen, and the upgrade to the fire alarm system. The fund has \$20,000 available for additional projects.
- 410 - Bond 2021 and OSCIM Grant –The fund has \$50,737, with all projects either paid or encumbered.
- As shared last month, the additional costs for the fire alarm system this summer is \$58,207. This cost will be paid from the remaining funds in 400-Capital Projects and 410 – Bond/OSCIM Fund.
- 430 – Seismic Rehabilitation – represents approved service contracts. The district has received reimbursement for all invoices through March 31 and has submitted the April claim to the Oregon Business Development Department. Per the grant, claims will be made after each month's end.

Internal Service Funds

Unemployment Reserve

- As shared last month, currently the district is charging all salaries approximately 4% on each payroll and transferring the funds into the Unemployment Reserve Fund to cover quarterly unemployment claims. The \$6,800 represents claims for the first two quarters of 24-25. However, it is still unknown what the costs will be for Spring and Summer breaks.

PERS Reserve

- No change compared to last month.

**GENERAL FUND
STATEMENT OF RESOURCES
FOR THE FISCAL YEAR 2024-25
As of April 30, 2025**

<u>LINE</u>	<u>SOURCE</u>	<u>BUDGET</u>	<u>Y-T-D 4/30/2025</u>	<u>PROJECTED</u>	<u>TOTAL 4/30/2025</u>	<u>BALANCE OVER/(UNDER)</u>	
STATE SCHOOL SUPPORT FORMULA							
1	1111	CURRENT YEAR'S TAXES	\$ 528,200.00	\$ 515,137.13	13,051.32	\$ 528,188.45	\$ (11.55)
2	1112	PRIOR YEAR'S TAXES	1,000.00	(266.13)	1,266.13	1,000.00	-
3	1114	OTHER TAXES	-	11.55	-	11.55	11.55
4	1190	INTEREST ON TAX COLLECTIONS	800.00	440.12	359.88	800.00	-
5	2101	COUNTY SCHOOL FUND	-	-	-	-	-
6	3103	COMMON SCHOOL FUND	41,205.00	20,026.41	20,026.41	40,052.82	(1,152.18)
7	3101	STATE SCHOOL SUPPORT FUND	4,527,702.00	4,275,966.00	22,233.18	4,298,199.18	(229,502.82)
8	4801	FEDERAL FOREST FEES	-	-	-	-	-
9	TOTAL 2024-25 SSSF SOURCES (Line 1 - Line 8)		5,098,907.00	4,811,315.08	56,936.92	4,868,252.00	(230,655.00)
STATE SCHOOL SUPPORT FORMULA (Prior Yr Adjustments)							
10	STATE SCHOOL SUPPORT FUND 23-24		-	-	(87,988.00)	(87,988.00)	(87,988.00)
11	HIGH COST GRANT		-	-	-	-	-
12	TOTAL SSSF PRIOR YR ADJ (Line 10 - Line 11)		-	-	(87,988.00)	(87,988.00)	(87,988.00)
13	TOTAL SSSF SOURCES (Line 9 + Line 12)		5,098,907.00	4,811,315.08	(31,051.08)	4,780,264.00	(318,643.00)
NON STATE SCHOOL SUPPORT FORMULA SOURCES							
LOCAL SOURCES							
14	1312	TUITION FROM OTHER DISTRICTS	-	8,053.20	-	8,053.20	8,053.20
15	1510	EARNINGS ON INVESTMENTS	50,000.00	327,791.21	59,208.79	387,000.00	337,000.00
16	1710	ADMISSIONS - GATE FEES	7,500.00	3,271.75	4,228.25	7,500.00	-
17	1760	FUND RAISING	-	-	-	-	-
18	1910	RENTAL INCOME	3,600.00	3,840.00	(240.00)	3,600.00	-
19	1943	SERVICES PROVIDED CHARTER SCHOOLS	72,198.00	42,438.46	29,759.54	72,198.00	-
20	1960	RECOVER PRIOR YEAR'S EXPENDITURES	-	-	-	-	-
21	1920	DONATIONS	-	2,000.00	-	2,000.00	2,000.00
22	1980	FEES CHARGED OTHER GRANTS	-	-	-	-	-
23	1990	MISCELLANEOUS REVENUE	24,800.00	16,846.09	-	16,846.09	(7,953.91)
24	TOTAL LOCAL SOURCES (Line 14 - Line 23)		158,098.00	404,240.71	92,956.58	497,197.29	339,099.29
OTHER SOURCES							
25	2102	REVENUE THROUGH ESD	7,600.00	3,513.52	3,513.52	7,027.04	(572.96)
26	2199	OTHER INTERMEDIATE SOURCES	-	-	-	-	-
27	3203	SPECIAL EDUCATION PROGRAMS	-	-	-	-	-
28	5300	INSURANCE REIMBURSEMENT	-	38,581.73	-	38,581.73	38,581.73
29	5400	BEGINNING CASH	6,700,000.00	6,716,065.45	-	6,716,065.45	16,065.45
30	TOTAL OTHER SOURCES (Line 25 - Line 29)		6,707,600.00	6,758,160.70	3,513.52	6,761,674.22	54,074.22
31	TOTAL NON SSSF SOURCES (Line 24 + Line 30)		6,865,698.00	7,162,401.41	96,470.10	7,258,871.51	393,173.51
32	TOTAL RESOURCES (Line 13 + Line 31)		\$ 11,964,605.00	\$ 11,973,716.49	\$ 65,419.02	\$ 12,039,135.51	\$ 74,530.51

Alesea School District 7J
Change in State School Support Formula Estimates

ODE	23-24		4/1/2025		4/29/2025		Budget		24-25		3/5/2025		4/29/2025	
	Weight	Total	ADMw	ADMw	Change	Total	ADMw	ODE	ODE	Change				
ADMr	1.00	265.48	265.48	265.48		295.00	295.00	222.13	222.13					
ESL	0.50	6.84	3.42	3.42		8.00	4.00	1.69	1.69					
Pregnant and Parenting	1.00	-	-	-		-	-	-	-					
IEP	1.00	29.20	29.20	29.20		42.00	32.45	24.43	24.43					
IEPs above 11%	1.00	25.40	25.40	2.30	(23.10)	2.30	2.30	25.40	25.40	(23.10)				
Students in Poverty	0.25	29.00	7.25	7.25		29.00	7.25	7.26	6.50	(0.76)				
Foster Care	0.25	1.00	0.25	0.25		1.00	0.25	-	-					
Remote Elementary	1.00	38.82	38.82	38.82		-	-	38.82	38.82					
Small High School	1.00	50.46	50.46	50.46		53.86	53.86	50.46	50.46					
Total ADMw		446.20	420.28	397.18	(23.10)	431.16	395.11	370.19	346.33	(23.86)				
Prior Yrs ADMw			613.44	613.44				420.28	397.18					
Greater ADMw Amt between Yrs			613.44	613.44			395.11	420.28	397.18	(23.10)				
Base Amount			\$ 4,500.00	\$ 4,500.00		\$ 4,500.00	\$ 4,500.00	\$ 4,500.00	\$ 4,500.00					
Teacher Experience Base Amount			\$ 25.00	\$ 25.00		\$ 25.00	\$ 25.00	\$ 25.00	\$ 25.00					
Experience			(5.14)	(5.14)		(2.30)	(5.14)	(5.14)	(5.14)					
Teacher Experience Amount			(128.00)	(128.00)		(57.50)	(128.50)	(128.50)	(128.50)					
Total Base Amount			\$ 4,372.00	\$ 4,372.00		\$ 4,442.50	\$ 4,371.50	\$ 4,371.50	\$ 4,371.50	-				
Ratio			2.23342560164	2.24497447271		2.34088952892	2.33952483015	2.33731801238						
State School Funding Per ADMw			\$ 9,764.54	\$ 9,813.91	\$ 49.37	\$ 10,399.40	\$ 10,227.23	\$ 10,217.59	\$ 10,217.59	\$ (10)				
General Purpose Grant			\$ 5,989,925	\$ 6,020,271	\$ 30,346	\$ 4,108,907	\$ 4,298,360	\$ 4,058,252	\$ 4,058,252	\$ (240,108)				
Transportation			946,676.00	955,318.00		1,100,000.00	1,000,000.00	900,000.00	900,000.00					
Percent			90%	90%		90%	90%	90%	90%					
Transportation Grant			852,008	859,787	\$ 7,779	\$ 990,000.00	\$ 900,000.00	\$ 810,000.00	\$ 810,000.00	\$ (90,000)				
Rounding			-	-		-	-	-	-					
Total Formula Revenue			\$ 6,841,933	\$ 6,880,058	\$ 38,125	\$ 5,098,907	\$ 5,198,330	\$ 4,868,252	\$ 4,868,252	\$ (330,078)				
Less Local Collections														
Property Taxes			511,796	508,832	\$ (2,964)	530,000	530,000	530,000	530,000	\$ -				
Common School			51,631	51,631	\$ -	41,205	40,053	40,053	40,053	\$ -				
County School			-	6,305		-	-	-	-					
Federal Forest Fees			-	-		-	-	-	-					
Total Local Offsets			563,427	566,768	\$ 3,341	571,205	570,053	570,053	570,053	\$ -				
State School Support Formula			\$ 6,278,506	\$ 6,313,290	\$ 34,784	\$ 4,527,702	\$ 4,628,277	\$ 4,298,199	\$ 4,298,199	\$ (330,078)				
State School Support Payments			\$ 6,401,278	\$ 6,401,278			Compared to Budget	\$ (229,503)						
May 2025 Adjustment			\$ (122,772)	\$ (87,988)										

**GENERAL FUND
STATEMENT OF EXPENDITUES COMPARED TO BUDGET
FOR THE FISCAL YEAR 2024-25
As of April 30, 2025**

		<u>ACTUAL</u>			<u>TOTAL</u>	<u>BALANCE FAVORABLE/ (UNFAVORABLE)</u>	<u>--%-- COMMITTED</u>
		<u>Y-T-D</u>		<u>4/30/2025</u>			
		<u>BUDGET</u>	<u>4/30/2025</u>	<u>ENCUMBERED</u>	<u>4/30/2025</u>		
INSTRUCTION							
1111	Elementary, K-5	\$ 1,336,914.00	\$ 738,677.67	\$ 327,274.53	\$ 1,065,952.20	\$ 270,961.80	
1113	Elementary Extra-curricular	3,864.00	2,654.48	952.15	3,606.63	257.37	
1121	Middle/Junior High Programs	271,397.00	172,279.55	84,439.21	256,718.76	14,678.24	
1122	Middle/Junior High School Extra-curricular	36,686.00	35,172.40	2,033.58	37,205.98	(519.98)	
1131	High School Programs	390,968.00	247,961.88	115,604.72	363,566.60	27,401.40	
1132	High School Extra-curricular	149,995.00	102,599.42	9,887.68	112,487.10	37,507.90	
1250	Less Restrictive Programs: Students w/ Disability	636,673.00	262,356.14	119,436.72	381,792.86	254,880.14	
1291	English Second Language Programs	8,359.00	1,150.21	285.67	1,435.88	6,923.12	
TOTAL INSTRUCTION		2,834,856.00	1,562,851.75	659,914.26	2,222,766.01	612,089.99	78.41%
SUPPORT SERVICES							
2113	Social Work Services	-	3,495.30	1,773.67	5,268.97	(5,268.97)	
2114	Student Accounting Services	28,801.00	24,618.05	4,967.65	29,585.70	(784.70)	
2134	Nurse Services	12,000.00	8,325.24	-	8,325.24	3,674.76	
2142	Psychological Testing Services	50,200.00	-	13,425.00	13,425.00	36,775.00	
2152	Speech Pathology Services	65,900.00	-	22,327.00	22,327.00	43,573.00	
2160	Other Student Treatment Services	39,500.00	-	26,850.00	26,850.00	12,650.00	
2190	Service Direction, Student Support Services	82,526.00	46,644.60	15,172.96	61,817.56	20,708.44	
2210	Improvement of Instruction Services	-	154.96	27.74	182.70	(182.70)	
2222	Library/Media Center	1,250.00	-	-	-	1,250.00	
2230	Assessment and Testing	4,368.00	3,221.32	1,071.11	4,292.43	75.57	
2240	Instructional Staff Development	26,000.00	273.60	-	273.60	25,726.40	
2310	Board of Education Services	161,200.00	49,756.64	9,264.89	59,021.53	102,178.47	

**GENERAL FUND
STATEMENT OF EXPENDITUES COMPARED TO BUDGET
FOR THE FISCAL YEAR 2024-25
As of April 30, 2025**

		<u>ACTUAL</u>			<u>TOTAL</u>	<u>BALANCE FAVORABLE/ (UNFAVORABLE)</u>	<u>--%--</u>
		<u>Y-T-D</u>					
		<u>BUDGET</u>	<u>4/30/2025</u>	<u>ENCUMBERED</u>	<u>4/30/2025</u>		<u>COMMITTED</u>
2321	Office of the Superintendent Services	266,441.00	193,222.26	37,891.62	231,113.88	35,327.12	
2410	Office of the Principal Services	502,660.00	329,435.95	109,854.24	439,290.19	63,369.81	
2520	Fiscal Services	355,450.00	201,908.77	49,013.50	250,922.27	104,527.73	
2540	Operation and Maintenance of Plant Services	609,241.00	374,737.74	83,535.54	458,273.28	150,967.72	
2550	Student Transportation Services	1,009,576.00	649,353.19	156,143.54	805,496.73	204,079.27	
2660	Technology Services	117,316.00	77,335.22	11,626.31	88,961.53	28,354.47	
2700	Supplemental Retirement Program	-	-	-	-	-	
	TOTAL SUPPORT SERVICES	3,332,429.00	1,962,482.84	542,944.77	2,505,427.61	827,001.39	75.18%
OTHER REQUIREMENTS							
5200	Transfers of Funds						
5200 790	Food Service	123,405.00	-	56,109.50	56,109.50	67,295.50	
5200 792	Bus Fund	140,002.00	140,002.00		140,002.00	-	
5200 793	Special Revenue	-	-	1,524.84	1,524.84	(1,524.84)	
5200 794	Capital Projects	700,000.00	-		-	700,000.00	
6110	Operating Contingency	500,000.00	-		-	500,000.00	
7000	Unappropriated Ending Fund Balance	4,333,913.00	-		-	4,333,913.00	
	TOTAL OTHER REQUIREMENTS	5,797,320.00	140,002.00	57,634.34	197,636.34	5,599,683.66	3.41%
	TOTAL EXPENDITURES	\$ 11,964,605.00	\$ 3,665,336.59	\$ 1,260,493.37	\$ 4,925,829.96	\$ 7,038,775.04	41.17%
	PROJECTED ENDING FUND BALANCE	\$ -			\$ 7,113,305.55	\$ 7,113,305.55	

**SPECIAL REVENUE FUNDS
STATEMENT OF GRANTS AND OTHER SPECIAL REVENUE FUNDS**

#	Fund Title	End Date	Grant Amount	REVENUE					EXPENDITURES			Balance
				Beginning Cash	Y-T-D	PROJECTED	Transfer from General Fund	TOTAL	Y-T-D	Encumbered	TOTAL	
200	Donations			\$ 3,132.95	\$ -	-		\$ 3,132.95	\$ 402.80	\$ 500.00	\$ 902.80	\$ 2,230.15
203	Title I-A	9/30/2024	10,797.33	-	6,784.74	4,012.59		10,797.33	10,797.33		10,797.33	
203	Title I-A	9/30/2025	50,857.00		33,180.28	17,676.72		50,857.00	32,808.51	12,469.77	45,278.28	
203	Total Title I		61,654.33		39,965.02	21,689.31		61,654.33	43,605.84	12,469.77	56,075.61	5,578.72
205	Small Rural School Achievement (SRSA)	9/30/2025	54,607.00	-	44,354.58	10,252.42		54,607.00	44,354.58	-	44,354.58	10,252.42
207	Youth Transition Program	9/15/2024	4,972.97	-	4,972.97	-		4,972.97	4,972.97	-	4,972.97	-
207	Preemployment Transition Program	6/30/2025	45,000.00		10,488.30	34,511.70		45,000.00	3,469.63	-	3,469.63	41,530.37
206	Title III-A Immigrant Grant	9/30/2025	224.00	-	224.00	-		224.00	224.00	-	224.00	-
208	E-Rate Funds			26,354.88	27,637.20			53,992.08	26,204.57	-	26,204.57	27,787.51
210	IDEA Part B 611	9/30/2024	18,267.60	-	18,267.60	-		18,267.60	18,267.60	-	18,267.60	-
210	IDEA Part B 611	9/30/2026	60,260.33		13,479.39	46,780.94		60,260.33	32,197.95	26,171.45	58,369.40	
210	Total IDEA Part B 611		78,527.93		31,746.99	46,780.94		78,527.93	50,465.55	26,171.45	76,637.00	1,890.93
213	Special Education Stipend	6/30/2025	3,566.88		-	3,566.88	1,524.84	5,091.72	-	5,091.72	5,091.72	-
216	IDEA Part B 619 FFY24	9/30/2026	401.15		-	401.15		401.15	-	-	-	401.15
220	Title II-A - Teacher Quality 23-24	9/30/2024	5,305.66	-	5,305.66	-		5,305.66	5,305.66	-	5,305.66	-
220	Title II-A - Teacher Quality 23-24	9/30/2025	7,236.00	-	1,153.11	6,082.89		7,236.00	1,153.11		1,153.11	6,082.89
220	Title IV-A - Student Support and Academic Enrichment 23-24	9/30/2024	10,000.00	-	10,000.00	-		10,000.00	10,000.00		10,000.00	-
220	Title IV-A - Student Support and Academic Enrichment 23-24	9/30/2025	10,981.00	-	-	10,981.00		10,981.00		-	-	10,981.00
220	Title V- B REAP		33,522.66		16,458.77	17,063.89		33,522.66	16,458.77	-	16,458.77	17,063.89
227	Early Literacy Grant	6/30/2025	59,749.82	-	59,749.82	-		59,749.82	38,217.00	19,196.48	57,413.48	2,336.34
228	After School Programs	6/30/2025	3,000.00	-	3,000.00	-		3,000.00	2,532.75	-	2,532.75	467.25
232	<u>ESSER</u> ESSER III	9/30/2024	91,992.21	-	91,992.21	-		91,992.21	91,992.21	-	91,992.21	-
226	<u>Integrated Guidance</u> Early Indicator Intervention	6/30/2025	\$ 806.31	\$ -	\$ 107.33	\$ 698.98		\$ 806.31	\$ 107.33	\$ -	\$ 107.33	698.98
248	Federal School Improvement Funds to CSI & TSI Schools 22-23	9/30/2025	51,290.93	-	29,804.40	21,486.53		51,290.93	33,944.28	15,367.73	49,312.01	1,978.92
251	Student Investment Account - Y1	9/30/2024	152,036.58	-	152,036.58	-		152,036.58	152,036.58	-	152,036.58	-
251	Student Investment Account - Y2	6/30/2025	518,906.68	-	518,906.68	-		518,906.68	321,044.74	146,821.58	467,866.32	51,040.36

**SPECIAL REVENUE FUNDS
STATEMENT OF GRANTS AND OTHER SPECIAL REVENUE FUNDS**

#	Fund Title	End Date	Grant Amount	REVENUE					EXPENDITURES			
				Beginning Cash	Y-T-D	PROJECTED	Transfer from General Fund	TOTAL	Y-T-D	Encumbered	TOTAL	Balance
252	High School Success M98 - Y1	8/31/2025	581.94		581.94	0.00		581.94	581.94			
252	High School Success M98 - Y2	6/30/2025	98,065.21	-	20,101.05	77,964.16		98,065.21	65,791.99	25,113.66	90,905.65	7,159.56
Total Integrated Guidance			821,687.65		721,537.98	100,149.67	-	821,687.65	573,506.86	187,302.97	760,809.83	60,877.82
257	Baseball/Softball Program		-	3,706.92	-			3,706.92	-	-	-	3,706.92
256	Carl Perkins		5,369.73	-	4,415.53	954.20		5,369.73	5,369.73	-	5,369.73	-
259	Student Activity Funds		-	46,945.70	21,845.68			68,791.38	12,596.38	142.00	12,738.38	56,053.00
263	Outdoor School	6/30/2025	11,700.87	-	-	11,700.87		11,700.87	6,709.56	4,991.31	11,700.87	-
265	Menstrual Dignity Act	6/30/2025	910.40	-	-	910.40		910.40	859.97	-	859.97	50.43
272	TAP Sesimic Grant	12/31/2025	14,000.00	-	-	14,000.00		14,000.00	14,000.00	-	14,000.00	-
290	Bus Replacement Fund		-	87,316.04	346,564.86		140,002.00	573,882.90	416,146.00	-	416,146.00	157,736.90
298	Nutrition Services Grants											
126	CNP Equipment Grant	6/30/2025	176.82	-	-	176.82		176.82			-	176.82
127	Fresh Fruit and Vegetable Program 24-25	9/30/2025	15,096.00	-	485.25	14,610.75		15,096.00	2,537.25	12,558.75	15,096.00	-
299	Nutrition Services		-	-	105,088.35	39,317.36	56,109.50	200,515.21	140,044.30	60,470.91	200,515.21	-
TOTAL				167,456.49	1,530,527.51	316,086.36	197,636.34	2,211,706.70	1,494,670.72	328,895.36	1,823,566.08	388,140.62

Participation

<u>Month</u>	<u>Days</u> <u>Service</u>	<u>Eligible</u> <u>Students</u>	<u>Participation</u>		<u>Avg per Day</u>		<u>Participation Percentage</u>	
			<u>Breakfast</u>	<u>Lunch</u>	<u>Breakfast</u>	<u>Lunch</u>	<u>Breakfast</u>	<u>Lunch</u>
Aug	4	168	445	401	111.25	100.25	66.2%	59.7%
Sept	17	170	1995	1866	117.35	109.76	69.0%	64.6%
Oct	19	170	2136	2135	112.42	112.37	66.1%	66.1%
Nov	15	170	1706	1617	113.73	107.80	66.9%	63.4%
Dec	12	169	1322	1320	110.17	110.00	65.2%	65.1%
Jan	14	172	1668	1623	119.14	115.93	69.3%	67.4%
Feb	14	171	1531	1,563	109.36	111.64	64.0%	65.3%
Mar	13	169	1454	1,482	111.85	114.00	66.2%	67.5%
April	18	168	1940	2,008	107.78	111.56	64.2%	66.4%
May	17							
June	8							
Total/Average	126	169.6666667	14,197	14,015	112.67	111.23	66.4%	65.6%

24-25 Financial Projection - Food Service Program
As of April 30, 2025

<u>Account</u>	<u>Description</u>	<u>Budget</u>	<u>YTD</u>	<u>Projected</u>	<u>Total</u>
Revenue					
299.0000.1610.000.000.000	Daily Sales -Adult Sales	\$ 4,500.00	\$ 1,353.75	\$ 268.60	\$ 1,622.35
299.0000.3102.000.000.000	State School Fund - School Lunch Match	-	-	1,099.63	\$ 1,099.63
299.0000.3299.000.000.121	State: Breakfast	4,500.00	357.70	1,722.14	2,079.84
299.0000.3299.000.000.122	State: Lunch	7,300.00	545.36	2,814.47	3,359.83
299.0000.4500.000.000.000	NSLP USDA Entitlement	-	-		\$ -
299.0000.4500.000.000.123	SNP: Breakfast	58,000.00	33,011.58	12,814.08	45,825.66
299.0000.4500.000.000.124	SNP: Lunch	68,201.00	51,628.59	20,598.44	72,227.03
299.0000.4500.000.000.124	Supply Chain		9,632.37		9,632.37
299.0000.4910.000.000.000	Federal Commodities	1,000.00	8,559.00		8,559.00
	Total Revenue	\$ 143,501.00	\$ 105,088.35	\$ 39,317.36	\$ 144,405.71
Expenditures					
		<u>Budget</u>	<u>YTD</u>	<u>Encumbered</u>	<u>Total</u>
299.3100.0112.000.000.000	Classified Salaries	\$ 50,105.00	\$ 31,727.38	\$ 16,508.45	\$ 48,235.83
299.3100.0122.000.000.000	Substitutes - Classified	-	2,025.20	-	2,025.20
299.3100.0132.000.000.000	Additional Salary - Classified	1,200.00	88.60	-	88.60
299.3100.0211.000.000.000	Employer Contrib PERS	12,841.00	8,470.45	4,132.05	12,602.50
299.3100.0212.000.000.000	Employee Contribution Pick-Up	3,078.00	2,030.46	990.52	3,020.98
299.3100.0220.000.000.000	Social Sec/Medicare	3,925.00	2,588.90	1,262.92	3,851.82
299.3100.0231.000.000.000	Worker's Compensation	1,183.00	842.00	406.10	1,248.10
299.3100.0232.000.000.000	Unemployment Compensation	8,627.00	1,229.81	554.89	1,784.70
299.3100.0233.000.000.000	PFMLI	205.00	135.36	66.04	201.40
299.3100.0242.000.000.000	Group Health Insurance	32,400.00	14,397.58	7,208.61	21,606.19
299.3100.0342.000.000.000	Travel, Out of District	-	747.10	-	747.10
299.3100.0380.000.000.000	Non-instructional Professional and Technical Servi	2,000.00	1,299.00	-	1,299.00
299.3100.0410.000.000.000	Consumable Supplies and Materials	1,000.00	645.05	-	645.05
299.3100.0413.000.000.000	Freight for Commodities	-	514.81	-	514.81
299.3100.0450.000.000.000	FOOD	96,342.00	35,862.48	17,686.33	53,548.81
299.3100.0451.000.000.000	Federal Commodities	10,000.00	8,559.00	-	8,559.00
299.3100.0460.000.000.000	Non-consumable Items	1,000.00	551.12	-	551.12
299.3100.0470.000.000.000	Computer Software (Meal Time)	-	1,135.00	-	1,135.00
299.3100.0541.000.000.000	Initial and Additional Equipment Purchase	5,000.00	-	-	-
299.3100.0640.000.000.000	Dues and Fees (Corvallis/MealTime)	38,000.00	27,195.00	11,655.00	38,850.00
	Total Expenses	266,906.00	140,044.30	60,470.91	200,515.21
	Net Profit/Loss	(123,405.00)	(34,955.95)	(21,153.55)	(56,109.50)
Other Income					
299.0000.5200.000.000.000	Interfund Transfers	123,405.00	-	56,109.50	56,109.50
299.0000.5400.000.000.000	Resources - Beginning Fund Balance	-	-	-	-
	Total Other Uses	123,405.00	-	56,109.50	56,109.50
	Ending Fund Balance	\$ -	\$ (34,955.95)	\$ 34,955.95	\$ -

299 - Food Service Program

Analysis per Meal

	Meals Served	Total	Costs per Meal	%
<u>State Reimb per meal</u>				
Adult Sales	382	\$ 1,622.35	\$ 4.25	
Breakfast	17,014	47,905.50	\$ 2.82	
Lunch	16,796	75,586.86	4.50	
Other Sources		\$ 10,732.00		
Federal Commodities		8,559.00		
Total Revenue	34,192	\$ 144,405.71	\$ 4.22	
Payroll Costs		\$ 94,665.32	\$ 2.77	47.2%
Food Costs		53,548.81	1.57	26.8%
Federal Commodities		8,559.00	0.25	4.3%
Fees		38,850.00	1.14	19.4%
Other		4,892.08	0.14	2.4%
Total Costs		\$ 200,515.21	\$ 5.87	100%
Net Loss		\$ (56,109.50)	\$ (1.65)	

**DEBT SERVICE
STATEMENT OF EXPENDITUES COMPARED TO BUDGET
FOR THE FISCAL YEAR 2024-25
As of April 30, 2025**

		<u>BUDGET</u>	<u>ACTUAL Y-T-D</u>	<u>ENCUMBERED</u>	<u>TOTAL 4/30/2025</u>	<u>BALANCE FAVORABLE/ (UNFAVORABLE)</u>	<u>--%-- COMMITTED</u>
RESOURCES							
1111	CURRENT YEAR'S TAXES	\$ 94,940.00	\$ 95,542.27	-	95,542.27	602.27	
1112	PRIOR YEAR'S TAXES	500.00	(137.66)		(137.66)	(637.66)	
1190	OTHER TAXES	100.00	101.04		101.04	1.04	
1510	INTEREST EARNINGS	-	3,333.67		3,333.67	3,333.67	
5400	BEGINNING FUND BALANCE	22,392.00	29,106.43		29,106.43	6,714.43	
	TOTAL INSTRUCTION	117,932.00	127,945.75	-	127,945.75	10,013.75	
EXPENDITURES							
5110	Long-Term Debt Service						
5110 610	Redemption of Principal	35,000.00	35,000.00	-	35,000.00	-	
5110 621	Regular Interest	61,050.00	61,050.00	-	61,050.00	-	
7000	Unappropriated Ending Fund Balance	21,882.00	-	-	-	21,882.00	
	TOTAL EXPENDITURES	117,932.00	96,050.00	-	96,050.00	21,882.00	81.45%
PROJECTED ENDING FUND BALANCE		\$ -	\$ 31,895.75	\$ -	\$ 31,895.75	\$ 31,895.75	

CAPITAL PROJECTS (400)
STATEMENT OF EXPENDITUES COMPARED TO BUDGET
FOR THE FISCAL YEAR 2024-25
As of April 30, 2025

		<u>ACTUAL</u>		<u>TOTAL</u>	<u>BALANCE</u> <u>FAVORABLE/</u>	<u>--%--</u>	
		<u>Y-T-D</u>					
		<u>BUDGET</u>	<u>4/30/2025</u>	<u>ENCUMBERED</u>	<u>4/30/2025</u>	<u>(UNFAVORABLE)</u>	<u>COMMITTED</u>
RESOURCES							
1510	Interest Earnings	\$ -	\$ 11,287.15		11,287.15	(11,287.15)	
5200	Transfer from General Fund	700,000.00	-		-	700,000.00	
5400	Beginning Fund Balance	274,748.00	282,454.52		282,454.52	(7,706.52)	
	TOTAL INSTRUCTION	974,748.00	293,741.67	-	293,741.67	681,006.33	
EXPENDITURES							
4150	Building Improvement	974,748.00	53,874.99	219,866.00	273,740.99	701,007.01	
7000	Unappropriated Ending Fund Balance	-	-	-	-	-	
	TOTAL EXPENDITURES	974,748.00	53,874.99	219,866.00	273,740.99	701,007.01	28.08%
PROJECTED ENDING FUND BALANCE		\$ -	\$ 239,866.68	\$ (219,866.00)	\$ 20,000.68	\$ 20,000.68	

BOND 2021 AND OSCIM GRANT (410)
STATEMENT OF EXPENDITUES COMPARED TO BUDGET
FOR THE FISCAL YEAR 2024-25
As of April 30, 2025

		<u>ACTUAL</u>		<u>TOTAL</u>	<u>BALANCE</u> <u>FAVORABLE/</u>	<u>--%--</u>	
		<u>Y-T-D</u>					
		<u>BUDGET</u>	<u>4/30/2025</u>	<u>ENCUMBERED</u>	<u>4/30/2025</u>	<u>(UNFAVORABLE)</u>	<u>COMMITTED</u>
RESOURCES							
1510	Interest Earnings	\$ 12,000.00	\$ 9,639.10	-	9,639.10	(2,360.90)	
3299	State Grant	500,000.00	365,780.04	-	365,780.04	(134,219.96)	
5400	Beginning Fund Balance	888,000.00	1,194,155.91	-	1,194,155.91	306,155.91	
TOTAL INSTRUCTION		1,400,000.00	1,569,575.05	-	1,569,575.05	169,575.05	
EXPENDITURES							
4150	Building Improvement	1,400,000.00	1,518,837.66	-	1,518,837.66	(118,837.66)	
7000	Unappropriated Ending Fund Balance	-	-	-	-	-	
TOTAL EXPENDITURES		1,400,000.00	1,518,837.66	-	1,518,837.66	(118,837.66)	108.49%
PROJECTED ENDING FUND BALANCE							
		\$ -	\$ 50,737.39	\$ -	\$ 50,737.39	\$ 50,737.39	

SEISMIC REHABILITATION GRANT (430)
STATEMENT OF EXPENDITUES COMPARED TO BUDGET
FOR THE FISCAL YEAR 2024-25
As of April 30, 2025

		<u>BUDGET</u>	<u>ACTUAL Y-T-D 4/30/2025</u>	<u>ENCUMBERED</u>	<u>TOTAL 4/30/2025</u>	<u>BALANCE FAVORABLE/ (UNFAVORABLE)</u>	<u>--%-- COMMITTED</u>
RESOURCES							
1510	Interest Earnings	\$ -	\$ -		-	-	
3299	State Grant	2,480,080.00	304,203.00	2,175,877.00	2,480,080.00	-	
5400	Beginning Fund Balance	-	-		-	-	
	TOTAL INSTRUCTION	2,480,080.00	304,203.00	2,175,877.00	2,480,080.00	-	
EXPENDITURES							
4150	Building Improvement	2,480,080.00	337,355.74	186,585.99	523,941.73	1,956,138.27	
7000	Unappropriated Ending Fund Balance	-	-	-	-	-	
	TOTAL EXPENDITURES	2,480,080.00	337,355.74	186,585.99	523,941.73	1,956,138.27	21.13%
PROJECTED ENDING FUND BALANCE		\$ -	\$ (33,152.74)	\$ 1,989,291.01	\$ 1,956,138.27	\$ 1,956,138.27	

**INTERNAL SERVICES
STATEMENT OF EXPENDITUES COMPARED TO BUDGET
FOR THE FISCAL YEAR 2024-25
As of April 30, 2025**

UNEMPLOYMENT RESERVE

<u>UNEMPLOYMENT RESERVE</u>		BUDGET	ACTUAL 4/30/2025	ENCUMBERED	TOTAL	FAVORABLE/ (UNFAVORABLE)	--%-- COMMITTED
RESOURCES							
1510	Interest Earnings	\$ -	\$ 3,797.38		3,797.38	3,797.38	
1970	Services Provided Other Funds	183,679.00	161,106.47		161,106.47	(22,572.53)	
5400	Beginning Fund Balance	-	-		-	-	
	TOTAL INSTRUCTION	183,679.00	164,903.85	-	164,903.85	(18,775.15)	
EXPENDITURES							
2640	Unemployment	183,679.00	6,800.54	-	6,800.54	176,878.46	
7000	Unappropriated Ending Fund Balance	-	-	-	-	-	
	TOTAL EXPENDITURES	183,679.00	6,800.54	-	6,800.54	176,878.46	3.70%
PROJECTED ENDING FUND BALANCE		\$ -	\$ 158,103.31	\$ -	\$ 158,103.31	\$ 158,103.31	

PERS RESERVE

<u>PERS RESERVE</u>		BUDGET	ACTUAL 4/30/2025	ENCUMBERED	TOTAL	FAVORABLE/ (UNFAVORABLE)	--%-- COMMITTED
RESOURCES							
1510	Interest Earnings	\$ -	\$ 352.99		352.99	352.99	
1970	Services Provided Other Funds	-	31,045.75		31,045.75	31,045.75	
5400	Beginning Fund Balance	-	-		-	-	
	TOTAL INSTRUCTION	-	31,398.74	-	31,398.74	31,398.74	
EXPENDITURES							
2640	PERS	-	-	-	-	-	
7000	Unappropriated Ending Fund Balance	-	-	-	-	-	
	TOTAL EXPENDITURES	-	-	-	-	-	
PROJECTED ENDING FUND BALANCE		\$ -	\$ 31,398.74	\$ -	\$ 31,398.74	\$ 31,398.74	

- e. Construction and Seismic Report
Speaker(s): Chris and Nancy Giggy



Alsea School District Construction Manager's Report

Report Date: May 6, 2025

GENERAL OVERVIEW

A special Board meeting was held April 15 to review the initial construction cost summary for the Gym Seismic project. Numerous options were presented at that time to significantly reduce the budget overrun. The Board made decisions on each option and then approved an additional \$350k to supplement the project budget. The design team incorporated the approved changes into a final addendum which was issued on April 30. The contractor is using this addendum to prepare the final construction cost by May 9. Construction is scheduled to begin in the locker rooms May 12 with the rest of the work area beginning after school is out, on June 16.

A second Seismic Grant application for the High School Classroom Wing was submitted to the State in January. Unfortunately, we were notified on May 6 that we did not receive the grant this year. The engineer will resubmit the application at the end of this year for potential acceptance in May 2026.

The Fire Alarm Replacement project has been designed and permitted. Construction is scheduled to begin on June 16, after school is out, and will be coordinated with the Gym Seismic project.

PROJECT TEAM

Alpine Abatement was selected via hard-bid process as the asbestos removal contractor for the Gym Seismic project.

BUDGET

The updated budget summaries for the various projects are provided below with comments for each.

Gym Seismic

The updated budget summary for the Gym Seismic project is provided below. The final construction cost is pending as of the time of this report.

To date, 13% of the project budget has been spent.

Alsea School District Construction Manager's Report

Alsea School Gym Seismic Project Budget Summary - Updated May 1, 2025

Income					
	Original Budget	Current Budget	Actual Income To-Date	Notes	
Seismic Grant	\$ 2,480,000.00	\$ 2,480,000.00	\$ 2,480,000.00	Grant awarded June 2024	
Non-Grant Funds	\$ -	\$ 8,808.47	\$ 8,808.47	Initial effort by structural engineer before grant fund contract executed. Required to keep project on schedule.	
Additional Funds	\$ -	\$ 350,000.00	\$ 350,000.00	Addition funds authorized by Board April 15, 2025	
Totals	\$ 2,480,000.00	\$ 2,838,808.47	\$ 2,838,808.47		
Expenses					
	Original Budget	Current Budget	Committed Costs	Paid To-Date	Notes
Construction Cost	\$ 1,800,000.00	\$ 2,241,335.00	\$ 71,400.00	\$ 26,500.00	Costs for construction contractors
Design Fees	\$ 300,000.00	\$ 325,025.00	\$ 325,025.00	\$ 219,230.38	Fees for architect & engineer
Consultant Fees	\$ 60,000.00	\$ 71,890.93	\$ 71,890.93	\$ 46,482.93	Fees for geotech, matl testing and special inspections
Project Management	\$ 111,600.00	\$ 111,600.00	\$ 111,600.00	\$ 62,298.00	IMS not-to-exceed fee
Permits & Fees	\$ 20,000.00	\$ 24,029.68	\$ 24,029.68	\$ 17,029.68	Jurisdiction fees
Other Project Costs	\$ 1,000.00	\$ 1,272.26	\$ 1,419.05	\$ 1,419.05	Advertsing & other miscellaneous
Owner's Contingency	\$ 187,400.00	\$ 63,655.60	NA	NA	For unforeseen costs based on available funds
Totals	\$ 2,480,000.00	\$ 2,838,808.47	\$ 605,364.66	\$ 372,960.04	

The following table shows the options approved or rejected by the Board on April 15 to stay within the construction budget.

Available Adjustments to Base GMP:		
Pin Pile Foundation		No cost savings
Reinforce Grid 1 & 7 Walls vs Demo	-\$1,000	Being reworked
Delete Admin Roof Work		Rejected; existing roof life less than 5 years
Delete Gym Roof/ Structural from Underneath	-\$103,424	Accepted; existing roof life more than 10 years
Reinforce Restroom Walls vs Demo	-\$80,591	Accepted
Simplify Locker Shower Rebuild	-\$9,775	Accepted
Reuse Existing Locker Room Doors		Rejected
Leave Bleacher Storage Cabinets	-\$3,881	Accepted
North Gym Exterior Wall Simpler	-\$15,676	Accepted
Delete Storage Room Finishes	-\$2,300	Accepted
Gym East/West CMU Cover vs Demo	-\$4,600	Accepted
Simplify South Locker Room Wall Reinforcement	-\$5,566	Accepted
Potential Alternates		
Gym Metal Roof vs Comp Shingles		Rejected
New Locker Shower Partitions & Pans		Deferred
New Stage Flooring		Do in-house in the future
New e/w gym & all locker Room Doors		Do in-house in future
New Admin Carpet		Do in-house in future
Replace Admin Wall Panel with Drywall		Rejected since admin roof replacement is needed
Replace exterior locker room door & hardware	Pending	Requested by Board
Plumbing/Electrical for Staff Room Washer Dvrer	Pending	Pending design

Alsea School District
Construction Manager's Report

Fire Alarm Replacement

The budget summary for the Fire Alarm Replacement project is provided below. No new committed costs were added in April. To date, 19% of the project budget has been spent. Note that the budget contains no contingency for unforeseen issues encountered during construction.

Alsea School Fire Alarm Project Budget Summary - Updated May 1, 2025

Income					
	Original Budget	Current Budget	Actual Income To-Date	Notes	
General Funds	\$ 200,000.00	\$ 200,000.00	\$ 200,000.00	Funds approved by Board 11/24.	
Remaining Bond Project Funds		\$ 58,206.66	\$ 58,206.66	Fund allocation proposed to Board 4/25.	
Totals	\$ 200,000.00	\$ 258,206.66	\$ 258,206.66		
Expenses					
	Original Budget	Current Budget	Committed Costs	Paid To-Date	Notes
Construction Cost	\$ 200,000.00	\$ 237,956.66	\$ 237,956.66	\$ 41,560.00	Costs for construction contractors
Design Fees			\$ -	\$ -	Design included in SFA contract.
Consultant Fees			\$ -	\$ -	None expected
Project Management		\$ 20,000.00	\$ 20,000.00	\$ 6,631.00	IMS not-to-exceed fee
Permits & Fees		\$ 250.00	\$ 250.00	\$ 250.00	Jurisdiction fees in construction contracts
Other Project Costs			\$ -	\$ -	None expected.
Owner's Contingency			NA	NA	
Totals	\$ 200,000.00	\$ 258,206.66	\$ 258,206.66	\$ 48,441.00	

SCHEDULE

Gym Seismic

Alpine Abatement will isolate the locker rooms and remove asbestos from those areas the week of May 12. Todd Construction will then begin seismic renovation work in the locker rooms by May 19. The rest of the construction areas will be turned over to the contractors on June 16 after school is out.

Fire Alarm Replacement

Salem Fire Alarm is scheduled to begin construction June 16 when school is out.

PROJECT-SPECIFIC ACTIVITY

Gym Seismic

No new activity pending abatement commencement May 12.

Fire Alarm Replacement

No new activity pending construction starting June 16.

COMMUNICATIONS

IMS monthly reports are being provided to the School Board.

f. Safety Committee Report

Alsea School District
Safety Committee meeting
April 17, 2025 3:30 PM
Staff Room



Committee Members Present: Lora Nickle, Mary O'Brien, Sara Littlefield
Committee Members Absent: Keenan Elbers, Joe Harris

1. Staff Concerns
 - a. Broken slide pieces
 - b. Missing bar, top of a slide

The Committee looked at the concerns, the information will be passed on to the Maintenance Department. The missing bar appears to have not been installed as it looked like there is no way that it could have been removed. Maintenance will assess as well.
2. PACE - WLA
 - a. Quarterly walk through, 2nd
 - b. WLA Risk Assessment Results

The Committee went over the results of the WLA walk through. A meeting between Lora Nickle, Keenan Elbers, Krista Nieraeth and Nathan Roberts has been scheduled for April 22nd to review the concerns.
3. May Fire/Earthquake Drill
 - a. Scheduled for the 6^h
4. Additional Concerns:
None

- g. Educational Spotlight
SMART Reading Program
Speaker(s): Sara Littlefield, Emilee Shondell, Ricki Hendrix

An illustration featuring several hands holding books of various colors (blue, green, yellow, light blue, orange) against a vibrant blue background with yellow and pink abstract shapes and white stars. The hands are positioned around the central text, creating a sense of shared learning and reading.

SMART Reading at Alsea School

2024 -25 School Year



SMART Reading =
Start Making A Reader Today

The SMART Reading program is a non-profit that serves schools in Oregon by providing books and volunteer reading support.

One of the critical components for a successful future is the ability to read. Successful literacy takes time and access to books. The SMART Reading program creates opportunities for both!





Our kindergarten and 1st grade students have each been matched with a student in middle or high schooler. Each week, the readers make their way to the K/1 class to meet with their reading buddies. Here is where the magic happens!





Kinder and 1st grade students are there to listen and enjoy a good story and some good company, but can often be seen reading some parts or trading off reading pages. Every other week, the listeners get to pick a book out from the SMART Reading Library to bring home and add to their own library.



Our program by the numbers...

14
K/1st
students
served


76 books
given
since
February

51
volunteer
hours
since
February

36 books
given in
April

13
volunteer
readers

154
volunteer
hours
total




Looking Forward

For next year's program, we are hoping to expand to also include second graders. We are also hoping to include community members, so if anyone is interested, please contact Sara Littlefield.



This program is a wonderful way that volunteer readers can make a meaningful and direct impact in our community that will be carried with each student for a lifetime.



7. **New Business**

- a. Action to be taken based on discussion in Executive Session
- b. Work Session Topic - Alsea School District Vision
- c. Resolution 25-07 to Transfer Funds - Capital Projects Fund

Alsea School District 7J

RESOLUTION 25-07

RESOLUTION TO TRANSFER FUNDS TO THE CAPITAL PROJECTS FUND FY24-25

WHEREAS, the Board of Directors adopted the 24-25 General Fund budget that included \$700,00 interfund transfer appropriations to the Capital Projects Fund;

WHEREAS, as part of the budget development process, the Board of Directors were informed that the actual transfer would be based on their approval; and

WHEREAS, such funds are required for the completion of various projects, e.g. fire system upgrade, seismic upgrade, roof repair;

NOW THEREFORE, be it resolved that the Board of Directors approve the transfer of \$700,000 to the Capital Projects Fund

PASSED AND ADOPTED at a regular meeting of the Board of Directors of Alsea School District 7J on the 13th day of **May** 2025 by the following vote:

AYES: _____ NAYS: _____ ABSENT: _____ ABSTAIN: _____

Risteen Follett, Chair Board of Directors

Krista Nieraeth, Superintendent

ATTEST:

Lora Nickle, Executive Secretary

8. **Old Business**
9. **First Reading *(Shaded words are new/strikethroughs are deleted)**
10. **Second Reading**
11. **Board Comments**
12. **Future Agenda Items**
13. **Key Dates**
 - Budget Committee Meeting - May 20th at 6:00 PM
 - Memorial Day, No School - May 26th
 - Budget Committee Meeting (if needed) - May 27th at 6:00 PM
 - Senior Banquet - May 28th at 6:00 PM
 - School In Session - May 30th
 - Strategic Planning meeting - June 3rd at 4:15 PM
 - Community Event, Choir Concert - June 4th at 5:00 PM
 - HS Graduation - June 6th at 7:00 PM
 - School Board Meeting - June 10th at 6:00 PM
 - Last Day of School K-11 - June 12th, 12:35 Early Release