



**WELLSTON BOARD OF EDUCATION
BOARD AGENDA**

Regular Meeting, Wednesday, October 5, 2022, at 6:30 PM
Administration Building
708 Birch Avenue
Wellston, Oklahoma 74881

(Note: The Board may discuss, vote to approve, vote to disapprove, vote to table or decide not to discuss any item on the agenda.)

1. **ROUTINE ITEMS**
 - 1.1. Call to Order
 - 1.2. Roll Call
 - 1.3. Establishment of a Quorum
 - 1.4. Possible consideration and vote to approve Agenda
2. **PUBLIC COMMENT** All meetings of the Board of Education shall be open to the public and any regular meeting shall include an opportunity for the public to address the Board. Public Comments are limited to three (3) minutes and must be related to an agenda item or topic. Any individual wishing to address the board of education must communicate to the superintendent by letter per policy BED-R and BED-E. Where several people wish to address the same subject, a spokesperson must be selected. The Board President may interrupt and terminate any comments that are not in accordance with any of these criteria or in keeping with Board Policy BED-R. Board members may not respond to speakers' comments. See attachment.
3. **REPORTS FROM SCHOOL PERSONNEL AND OTHERS**
 - 3.1. Superintendent's Report
 - 3.2. High School/Middle School Principal's Report
 - 3.3. Elementary Principal's Report
 - 3.4. Booster Club Report
 - 3.5. Athletic Report
4. **CONSENT AGENDA:** All of the following items, which concern reports and items of routine nature normally approved at board meetings, will be approved by one vote unless any board member desires to have a separate vote on any or all of these items. The consent agenda consists of the discussion, consideration and vote of items 4.1. - 4.11.
 - 4.1. Approve minutes of the September 15, 2022 board meeting
 - 4.2. Accept Treasurer's Report including: Financial statements, fund balances, expenditures, revenue, warrants, bank summary, bond reports, and investments for the month ending

- 4.3. General Fund Payments
- 4.4. Child Nutrition Payments are included with General Fund Payments
- 4.5. Building Fund Payments
- 4.6. Bond 31 Payments
- 4.7. Approve Blanket Purchase Orders
- 4.8. Discussion and possible action declaring district inventory as surplus.
- 4.9. Discussion and possible action on the annual college remediation report.
- 4.10. Discussion and possible action on selection of ACT as a district not SAT.
- 4.11. Discussion and possible action approving LEA Special Services Agreement with Kickapoo Head Start Program for the 2022-23 School Year.
- 5. **BUSINESS (ACTION) ITEMS**
 - 5.1. Discussion and possible action on adding an activity fund sub account.
 - 5.2. Discussion and possible action on approving activity account fundraiser requests for the 2022-2023 school year.
 - 5.3. Discussion and possible action on the purchase and installation of an electric door lock system at the HS site.
 - 5.4. Discussion and possible board action to pass 2023 School Election Resolution.
 - 5.5. Discussion and possible action on the purchase of instructional technology equipment for the ES.
 - 5.6. Discussion and possible action on approving district capacities.
 - 5.7. Discussion and possible action on a contract with Teel Oswald (certified school psychologist) for the 2022-23 school year.
 - 5.8. Discussion and possible action on approving (update) school policy EIED (Graduation Requirements).
 - 5.9. Discussion and possible action on adding golf as an available sport for boys and girls.
- 6. **NEW BUSINESS**
- 7. **PERSONNEL** Discuss and vote to go into executive session to:
 - (a) Discuss employment and appointment of personnel pursuant to 25 O.S. §307 (B) (1).
 - (b) Discuss updates on the school farm pursuant to 25 O.S. §307 (B) (3).
 - 7.1. Acknowledge the board's return to open session.
 - 7.2. Executive Session Minutes Compliance Announcement.
 - 7.3. Discussion and possible action on hiring support personnel.
 - 7.4. Discussion and possible action on school farm.
- 8. **Information to and from the Board**
- 9. **Adjournment**

POSTED: WELLSTON SCHOOL ADMINISTRATION BUILDING

DATE: Monday, October 4, 2022 10:05 a.m.

POSTED BY: Mike Franz

Wellston Public Schools

Receipt Register

Options: Fund: Governmental Funds, Show Detail: Yes, Date Range: 9/1/2022 - 9/30/2022, Account: All, Status: All

Receipt No	Date		Received From					Amount	Status
	Year	Fund	Acct Type	Acct No	Project	Program	Unit	Amount	
25	9/7/2022		OK State Department of Education					\$14,616.89	Posted
	2023	11	AR	4705	759	700	050	\$14,616.89	
						2023	11 Total	\$14,616.89	
26	9/7/2022		B. Roat					\$550.00	Posted
	2023	21	AR	1420	000	000	050	\$550.00	
						2023	21 Total	\$550.00	
27	9/7/2022		G. Grimmatt					\$550.00	Posted
	2023	21	AR	1420	000	000	050	\$550.00	
						2023	21 Total	\$550.00	
28	9/8/2022		Lincoln County Clerk					\$14,221.66	Posted
	2023	11	AR	3160	000	000	050	\$3.71	
	2023	11	AR	2100	000	000	050	\$748.00	
	2023	11	AR	1120	000	000	050	\$8,262.60	
	2023	11	AR	1350	000	000	050	\$79.02	
	2023	11	AR	2200	000	000	050	\$1,772.00	
	2023	11	AR	3150	000	000	050	\$69.25	
						2023	11 Total	\$10,934.58	
	2023	21	AR	1120	000	000	050	\$1,181.02	
						2023	21 Total	\$1,181.02	
	2023	41	AR	1120	000	000	050	\$2,106.06	
						2023	41 Total	\$2,106.06	
29	9/12/2022		OK Tax Commission					\$39,912.48	Posted
	2023	11	AR	3110	000	000	050	\$8,130.35	
	2023	11	AR	3130	000	000	050	\$9,960.56	
	2023	11	AR	3120	000	000	050	\$21,821.57	
						2023	11 Total	\$39,912.48	
30	9/14/2022		OK State Department of Education					\$628.00	Posted
	2023	11	AR	4706	760	700	050	\$628.00	
						2023	11 Total	\$628.00	
31	9/14/2022		Wellston Little League Football					\$2,645.00	Posted
	2023	11	AR	1440	000	000	050	\$2,645.00	
						2023	11 Total	\$2,645.00	
32	9/15/2022		OK State Department of Education					\$677.58	Posted
	2023	11	AR	3250	331	000	050	\$677.58	
						2023	11 Total	\$677.58	
33	9/15/2022		OK State Department of Education					\$2,048.65	Posted
	2023	11	AR	3250	332	000	050	\$2,048.65	
						2023	11 Total	\$2,048.65	
34	9/15/2022		OK State Department of Education					\$3,084.30	Posted
	2023	11	AR	3420	333	000	050	\$3,084.30	
						2023	11 Total	\$3,084.30	
35	9/15/2022		OK State Department of Education					\$8,183.93	Posted
	2023	11	AR	3250	335	000	050	\$8,183.93	
						2023	11 Total	\$8,183.93	
36	9/15/2022		OK State Department of Education					\$22,525.55	Posted
	2023	11	AR	3250	334	000	050	\$22,525.55	
						2023	11 Total	\$22,525.55	

Wellston Public Schools

Receipt Register

Options: Fund: Governmental Funds, Show Detail: Yes, Date Range: 9/1/2022 - 9/30/2022, Account: All, Status: All

Receipt No	Date		Received From				Amount	Status
	Year	Fund	Acct Type	Acct No	Project	Program	Unit	
37	9/15/2022		OK State Department of Education				\$160,505.89	Posted
	2023	11	AR	3210	000	000	050	\$160,505.89
						2023	11 Total	\$160,505.89
38	9/19/2022		Premier Rebates				\$40.35	Posted
	2023	11	AR	4705	759	700	050	\$40.35
						2023	11 Total	\$40.35
39	9/19/2022		Arvest CC Cash Back				\$183.08	Posted
	2023	11	AR	1590	000	000	050	\$183.08
						2023	11 Total	\$183.08
40	9/23/2022		OK Dept. of Career and Tech. Ed.				\$14,819.00	Posted
	2023	11	AR	3812	412	000	050	\$11,159.00
	2023	11	AR	3811	411	000	050	\$3,660.00
						2023	11 Total	\$14,819.00
41	9/23/2022		Sallisaw Football Booster Club				\$1,000.00	Posted
	2023	11	AR	1440	000	000	050	\$1,000.00
						2023	11 Total	\$1,000.00
42	9/23/2022		Citizen Potawatomi Nation				\$1,088.31	Posted
	2023	11	AR	1690	000	000	050	\$1,088.31
						2023	11 Total	\$1,088.31
43	9/26/2022		OK Land Commission				\$5,741.42	Posted
	2023	11	AR	3140	000	000	050	\$5,741.42
						2023	11 Total	\$5,741.42
44	9/27/2022		Premier Healthca				\$317.71	Posted
	2023	11	AR	1590	000	000	050	\$317.71
						2023	11 Total	\$317.71
45	9/29/2022		Casi Pitchford				\$50.00	Posted
	2023	11	AR	1530	000	000	050	\$50.00
						2023	11 Total	\$50.00
46	9/30/2022		First Bank and Trust MM Interest Earned				\$2.69	Posted
	2023	11	AR	1310	000	000	050	\$2.69
						2023	11 Total	\$2.69
47	9/30/2022		First Bank and Trust Interest Earned				\$208.08	Posted
	2023	11	AR	1310	000	000	050	\$208.08
						2023	11 Total	\$208.08

Year and Fund Totals:

2023	11	\$289,213.49
2023	21	\$2,281.02
2023	41	\$2,106.06

Total Receipts Posted = \$293,600.57

Total Receipts Not Posted = \$0.00

Wellston Public Schools

Outstanding Payments

Options: As Of Date: 9/30/2022

Year	Fund	No	Date	Reg Date	Vendor No	Vendor	Amount
2022	11	37	8/1/2021	8/30/2021	12367	AMERICAN FIDELITY HSA	\$300.00
2022	11	207	9/13/2021	9/30/2021	375	HOBART	\$398.73
2022	11	522	11/8/2021	11/30/2021	13463	SAXON UNIFORM NETWORK, INC.	\$250.00
2022	11	625	11/16/2021	11/30/2021	12450	ROBYN RENEE SMITH	\$1000.00
2022	11	1327	4/1/2022	4/30/2022	13516	RAUSCH STURM LLP	\$250.14
2022	11	1799	6/14/2022	6/30/2022	13263	MNJ Technologies Direct, Inc.	\$4475.39
						Total: 2022 11	\$6,674.26
2023	11	86	8/16/2022	8/31/2022	12271	EDMENTUM	\$2840.04
2023	11	154	9/1/2022	9/30/2022	13414	CHARLES MCCONNELL	\$110.82
2023	11	178	9/1/2022	9/30/2022	12013	AMERICAN FIDELITY FLEX DEPT	\$617.66
2023	11	210	9/20/2022	9/30/2022	13302	US CELLULAR	\$69.99
2023	11	216	9/20/2022	9/30/2022	772	FLEETCOR TECHNOLOGIES	\$1910.04
2023	11	227	9/20/2022	9/30/2022	160	OFFICE DEPOT INC	\$2408.90
2023	11	231	9/20/2022	9/30/2022	12376	CAPITAL ONE	\$676.03
2023	11	233	9/20/2022	9/30/2022	13268	NAME TAG COUNTRY	\$385.90
2023	11	234	9/20/2022	9/30/2022	827	CENGAGE LEARNING	\$3333.55
2023	11	235	9/20/2022	9/30/2022	91	McGRAW-HILL	\$369.79
2023	11	241	9/20/2022	9/30/2022	12867	OKLAHOMA GAME & FISH	\$18.97
2023	11	242	9/20/2022	9/30/2022	12948	BOWHUNTER	\$11.00
2023	11	244	9/20/2022	9/30/2022	501	RIVERSIDE INSIGHTS	\$468.93
2023	11	246	9/20/2022	9/30/2022	13570	Heggerty Curriculum	\$1044.60
2023	11	247	9/20/2022	9/30/2022	501	RIVERSIDE INSIGHTS	\$264.22
2023	11	248	9/20/2022	9/30/2022	13571	REALITYWORKS, INC.	\$3508.03
2023	11	250	9/20/2022	9/30/2022	12478	NATIONAL FCCLA	\$500.00
2023	11	251	9/20/2022	9/30/2022	12238	AMERICAN PLANT PRODUCTS	\$204.70
2023	11	257	9/20/2022	9/30/2022	12358	RJ FENCE & DECKS	\$525.00
2023	11	258	9/20/2022	9/30/2022	13578	STEVE/S AUTO & EQUIPMENT LLC	\$221.10
2023	11	259	9/20/2022	9/30/2022	13537	360 REFRIGERATION	\$14163.28
2023	11	262	9/20/2022	9/30/2022	157	AUTO-CHLOR SYSTEM	\$375.00
2023	11	265	9/20/2022	9/30/2022	12313	SDI INNOVATIONS	\$680.49
2023	11	271	9/20/2022	9/30/2022	13233	BETH WITHROW	\$26.95
2023	11	273	9/20/2022	9/30/2022	13447	SERGEANT LABORATORIES, INC.	\$7200.00
2023	11	274	9/20/2022	9/30/2022	468	ALCOHOL & DRUG TESTING INC	\$452.40
2023	11	275	9/20/2022	9/30/2022	12936	TRENT M HUGHES	\$30.00
2023	11	278	9/20/2022	9/30/2022	13552	Damon Parker	\$40.00
2023	11	279	9/20/2022	9/30/2022	13551	JENNIFER MAYO	\$57.25
2023	11	288	9/20/2022	9/30/2022	12598	OKLAHOMA BPA	\$420.00
2023	11	290	9/28/2022	9/30/2022	13295	FESLER PEST CONTROL LLC	\$120.00
2023	11	291	9/30/2022	9/30/2022	205	AFLAC	\$392.51
2023	11	293	9/30/2022	9/30/2022	161	AMERICAN FIDELITY ANNUITY	\$150.00
2023	11	294	9/30/2022	9/30/2022	162	AMERICAN FIDELITY ASSURANCE	\$3719.77
2023	11	295	9/30/2022	9/30/2022	164	CCOSA	\$97.50
2023	11	296	9/30/2022	9/30/2022	12235	EMPLOYER ADMIN SERVICES	\$300.00
2023	11	299	9/30/2022	9/30/2022	824	LIFE INS. COMPANY OF THE SOUTH	\$250.00
2023	11	300	9/30/2022	9/30/2022	80	OKLA TAX COMMISSION	\$7229.00
2023	11	301	9/30/2022	9/30/2022	661	PROFESSIONAL OKLAHOMA EDUCA	\$716.42
2023	11	302	9/30/2022	9/30/2022	348	PRE PAID LEGAL SERVICE	\$268.00
2023	11	303	9/30/2022	9/30/2022	12417	PRINCIPAL FINANCIAL GROUP	\$165.42
2023	11	304	9/30/2022	9/30/2022	761	EMPLOYEES GROUP INSURANCE PR	\$32142.28
2023	11	305	9/30/2022	9/30/2022	473	TEACHER RETIREMENT SYSTEM	\$25688.51

Wellston Public Schools
Outstanding Payments

Options: As Of Date: 9/30/2022

Year	Fund	No	Date	Reg Date	Vendor No	Vendor	Amount
2023	11	306	9/30/2022	9/30/2022	10	TEACHER RETIREMENT SYSTEM	\$13773.31
2023	11	307	9/30/2022	9/30/2022	115	WELLSTON EDUCATORS ASSOC	\$219.00
2023	11	308	9/30/2022	9/30/2022	99999	WELLSTON PUBLIC SCHOOL	\$2440.00
2023	11	323	9/30/2022	9/30/2022	12692	CIERRA STEFFENSON	\$96.97
2023	11	333	9/30/2022	9/30/2022	13411	Terry Lynn Davis	\$1576.46
2023	11	341	9/30/2022	9/30/2022	13429	Marilyn Ebers	\$110.82
2023	11	344	9/30/2022	9/30/2022	80082	ESTELETTE PAYNE	\$1610.37
2023	11	361	9/30/2022	9/30/2022	13050	KAYLA M BAILEY	\$166.23
2023	11	367	9/30/2022	9/30/2022	13551	JENNIFER MAYO	\$2745.47
2023	11	369	9/30/2022	9/30/2022	13414	CHARLES MCCONNELL	\$83.11
2023	11	376	9/30/2022	9/30/2022	13552	Damon Parker	\$2889.48
2023	11	378	9/30/2022	9/30/2022	80184	RENEE S BUCKLEY	\$3041.05
2023	11	381	9/30/2022	9/30/2022	80060	RUTH L GREENFIELD	\$1448.91
2023	11	387	9/30/2022	9/30/2022	80013	VICKI D MAGAR	\$2450.51
Total: 2023 11							\$146,825.74
2023	31	1003	9/20/2022	9/30/2022	394	LINCOLN LAND SURVEYORS, INC	\$2250.00
Total: 2023 31							\$2,250.00
Total Outstanding:							\$155,750.00

Wellston Public Schools

Balance Sheet

Options: As Of Date: 9/30/2022

Assets				
Cash				
11	2013	GEN FUND-FOR OP		\$0.00
11	2014	GEN FUND-FOR OP		\$0.00
11	2015	GEN FUND-FOR OP		\$0.00
11	2016	GEN FUND-FOR OP		\$0.00
11	2017	GENERAL		\$0.00
11	2018	GENERAL		\$0.00
11	2019	GENERAL		\$0.00
11	2020	GENERAL		\$0.00
11	2021	GENERAL		\$456,884.41
11	2022	GENERAL		\$173,920.63
11	2023	GENERAL		(\$329,949.07)
			Fund 11 Total	\$300,855.97
12	2013	CO-OP FUND-FOR CO-OP		\$0.00
12	2014	CO-OP FUND-FOR CO-OP		\$0.00
12	2015	CO-OP FUND-FOR CO-OP		\$0.00
12	2016	CO-OP FUND-FOR CO-OP		\$0.00
12	2017	CO-OP		\$0.00
12	2018	CO-OP		\$0.00
12	2019	CO-OP		\$0.00
			Fund 12 Total	\$0.00
21	2013	Building		\$0.00
21	2014	Building		\$0.00
21	2015	Building		\$0.00
21	2016	Building		\$0.00
21	2017	BUILDING		\$0.00
21	2018	BUILDING		\$0.00
21	2019	BUILDING		\$0.00
21	2020	BUILDING		\$0.00
21	2021	BUILDING		\$197,171.30
21	2022	BUILDING		(\$46,864.61)
21	2023	BUILDING		(\$117,862.66)
			Fund 21 Total	\$32,444.03
22	2013	CHILD NUTRITION		\$0.00
22	2014	CHILD NUTRITION		\$0.00
22	2015	CHILD NUTRITION		\$0.00
22	2016	CHILD NUTRITION		\$0.00
22	2017	CHILD NUTRITION		\$0.00
22	2018	CHILD NUTRITION		\$0.00
22	2019	CHILD NUTRITION		\$0.00
22	2020	CHILD NUTRITION		\$0.00
			Fund 22 Total	\$0.00
31	2013	BOND FUND		\$0.00
31	2014	BOND FUND		\$0.00
31	2016	BOND FUND		\$0.00
31	2017	BOND		\$0.00
31	2018	BOND		\$0.00
31	2019	BOND		\$0.00
31	2020	BUILDING BOND		\$0.00
31	2021	BUILDING BOND		\$211,024.96
31	2022	BUILDING BOND		(\$55,493.72)

Wellston Public Schools

Balance Sheet

Options: As Of Date: 9/30/2022

11	2019	GENERAL	\$0.00
11	2020	GENERAL	\$0.00
11	2021	GENERAL	(\$5,054,800.05)
11	2022	GENERAL	(\$5,641,983.26)
11	2023	GENERAL	(\$599,572.07)
Fund 11 Total			(\$11,296,355.38)
12	2013	CO-OP FUND-FOR CO-OP	\$0.00
12	2014	CO-OP FUND-FOR CO-OP	\$0.00
12	2015	CO-OP FUND-FOR CO-OP	\$0.00
12	2016	CO-OP FUND-FOR CO-OP	\$0.00
12	2017	CO-OP	\$0.00
12	2018	CO-OP	\$0.00
Fund 12 Total			\$0.00
21	2013	Building	\$0.00
21	2014	Building	\$0.00
21	2015	Building	\$0.00
21	2016	Building	\$0.00
21	2017	BUILDING	\$0.00
21	2018	BUILDING	\$0.00
21	2019	BUILDING	\$0.00
21	2020	BUILDING	\$0.00
21	2021	BUILDING	(\$283,884.76)
21	2022	BUILDING	(\$314,574.69)
21	2023	BUILDING	(\$5,278.08)
Fund 21 Total			(\$603,737.53)
22	2013	CHILD NUTRITION	\$0.00
22	2014	CHILD NUTRITION	\$0.00
22	2015	CHILD NUTRITION	\$0.00
22	2016	CHILD NUTRITION	\$0.00
22	2017	CHILD NUTRITION	\$0.00
22	2018	CHILD NUTRITION	\$0.00
22	2019	CHILD NUTRITION	(\$245,039.16)
22	2020	CHILD NUTRITION	\$0.00
Fund 22 Total			(\$245,039.16)
31	2013	BOND FUND	\$0.00
31	2014	BOND FUND	\$0.00
31	2015	BOND FUND	\$0.00
31	2016	BOND FUND	\$0.00
31	2017	BOND	\$0.00
31	2018	BOND	\$0.00
31	2019	BOND	\$0.00
31	2020	BUILDING BOND	\$0.00
31	2021	BUILDING BOND	(\$565,829.87)
31	2022	BUILDING BOND	(\$211,024.96)
Fund 31 Total			(\$776,854.83)
32	2013	BOND FUND	\$0.00
32	2016	BOND FUND	\$0.00
32	2017	TRANSPORTATION BOND	\$0.00
32	2020	TRANSPORTATION BOND	\$0.00
32	2021	TRANSPORTATION BOND	(\$160,000.00)
Fund 32 Total			(\$160,000.00)

Wellston Public Schools

Balance Sheet

Options: As Of Date: 9/30/2022

41	2013	Sinking	\$0.00
41	2014	Sinking	\$0.00
41	2015	Sinking	\$0.00
41	2016	Sinking	\$0.00
41	2017	SINKING	\$0.00
41	2018	SINKING	\$0.00
41	2019	SINKING	\$0.00
41	2020	SINKING	\$0.00
41	2021	SINKING	(\$212,179.85)
41	2022	SINKING	(\$375,394.68)
41	2023	SINKING	(\$3,545.84)
			Fund 41 Total
			(\$591,120.37)
60	2017	HS/MS ACTIVITY FUND	(\$234,456.04)
60	2018	HS/MS ACTIVITY FUND	(\$362,614.15)
60	2019	HS/MS ACTIVITY FUND	(\$439,726.29)
60	2020	HS/MS ACTIVITY FUND	(\$233,371.90)
60	2021	HS/MS ACTIVITY FUND	(\$227,256.25)
60	2022	HS/MS ACTIVITY FUND	(\$259,589.32)
60	2023	HS/MS ACTIVITY FUND	(\$60,151.43)
			Fund 60 Total
			(\$1,817,165.38)
61	2017	ELEMENTARY ACTIVITY FUND	(\$53,288.83)
61	2018	ELEMENTARY ACTIVITY FUND	(\$51,232.30)
61	2019	ELEMENTARY ACTIVITY FUND	(\$48,910.04)
61	2020	ELEMENTARY ACTIVITY FUND	(\$35,699.63)
61	2021	ELEMENTARY ACTIVITY FUND	(\$38,498.43)
61	2022	ELEMENTARY ACTIVITY FUND	(\$52,057.83)
61	2023	ELEMENTARY ACTIVITY FUND	(\$13,310.25)
			Fund 61 Total
			(\$292,997.31)
			Revenue Receivable Total
			(\$15,783,269.96)
			Assets Total
			(\$12,316,893.96)

Liabilities, Reserves and Fund Balance**Outstanding Warrants**

11	2016	GEN FUND-FOR OP	\$0.00
11	2017	GENERAL	\$0.00
11	2018	GENERAL	\$0.00
11	2019	GENERAL	\$0.00
11	2020	GENERAL	\$0.00
11	2021	GENERAL	\$0.00
11	2022	GENERAL	\$6,674.26
11	2023	GENERAL	\$146,825.74
			Fund 11 Total
			\$153,500.00
12	2017	CO-OP	\$0.00
			Fund 12 Total
			\$0.00
21	2017	BUILDING	\$0.00
21	2018	BUILDING	\$0.00
21	2019	BUILDING	\$0.00
21	2020	BUILDING	\$0.00
21	2021	BUILDING	\$0.00
21	2022	BUILDING	\$0.00
21	2023	BUILDING	\$0.00

Wellston Public Schools
Balance Sheet

Options: As Of Date: 9/30/2022

			Fund 21 Total	\$0.00
22	2016	CHILD NUTRITION		\$0.00
22	2017	CHILD NUTRITION		\$0.00
22	2018	CHILD NUTRITION		\$0.00
22	2019	CHILD NUTRITION		\$0.00
22	2020	CHILD NUTRITION		\$0.00
			Fund 22 Total	\$0.00
31	2016	BOND FUND		\$0.00
31	2017	BOND		\$0.00
31	2018	BOND		\$0.00
31	2019	BOND		\$0.00
31	2020	BUILDING BOND		\$0.00
31	2021	BUILDING BOND		\$0.00
31	2022	BUILDING BOND		\$0.00
31	2023	BUILDING BOND		\$2,250.00
			Fund 31 Total	\$2,250.00
32	2017	TRANSPORTATION BOND		\$0.00
32	2021	TRANSPORTATION BOND		\$0.00
			Fund 32 Total	\$0.00
41	2017	SINKING		\$0.00
41	2018	SINKING		\$0.00
41	2019	SINKING		\$0.00
41	2020	SINKING		\$0.00
41	2021	SINKING		\$0.00
41	2022	SINKING		\$0.00
			Fund 41 Total	\$0.00
			Outstanding Warrants Total	\$155,750.00
Fund Balance				
11	2013	GEN FUND-FOR OP		\$0.00
11	2014	GEN FUND-FOR OP		\$0.00
11	2015	GEN FUND-FOR OP		\$0.00
11	2016	GEN FUND-FOR OP		\$0.00
11	2017	GENERAL		\$0.00
11	2018	GENERAL		\$0.00
11	2019	GENERAL		\$0.00
11	2020	GENERAL		\$0.00
11	2021	GENERAL		(\$4,597,915.64)
11	2022	GENERAL		(\$5,474,736.89)
11	2023	GENERAL		(\$1,076,346.88)
			Fund 11 Total	(\$11,148,999.41)
12	2013	CO-OP FUND-FOR CO-OP		\$0.00
12	2014	CO-OP FUND-FOR CO-OP		\$0.00
12	2015	CO-OP FUND-FOR CO-OP		\$0.00
12	2016	CO-OP FUND-FOR CO-OP		\$0.00
12	2017	CO-OP		\$0.00
12	2018	CO-OP		\$0.00
			Fund 12 Total	\$0.00
21	2013	Building		\$0.00
21	2014	Building		\$0.00
21	2015	Building		\$0.00
21	2016	Building		\$0.00

Wellston Public Schools

Balance Sheet

Options: As Of Date: 9/30/2022

21	2017	BUILDING	\$0.00
21	2018	BUILDING	\$0.00
21	2019	BUILDING	\$0.00
21	2020	BUILDING	\$0.00
21	2021	BUILDING	(\$86,713.46)
21	2022	BUILDING	(\$361,439.30)
21	2023	BUILDING	(\$123,140.74)
		Fund 21 Total	(\$571,293.50)
22	2013	CHILD NUTRITION	\$0.00
22	2014	CHILD NUTRITION	\$0.00
22	2015	CHILD NUTRITION	\$0.00
22	2016	CHILD NUTRITION	\$0.00
22	2017	CHILD NUTRITION	\$0.00
22	2018	CHILD NUTRITION	\$0.00
22	2019	CHILD NUTRITION	(\$245,039.16)
22	2020	CHILD NUTRITION	\$0.00
		Fund 22 Total	(\$245,039.16)
31	2013	BOND FUND	\$0.00
31	2014	BOND FUND	\$0.00
31	2015	BOND FUND	\$0.00
31	2016	BOND FUND	\$0.00
31	2017	BOND	\$0.00
31	2018	BOND	\$0.00
31	2019	BOND	\$0.00
31	2020	BUILDING BOND	\$0.00
31	2021	BUILDING BOND	(\$354,804.91)
31	2022	BUILDING BOND	(\$266,518.68)
31	2023	BUILDING BOND	(\$6,319.00)
		Fund 31 Total	(\$627,642.59)
32	2013	BOND FUND	\$0.00
32	2016	BOND FUND	\$0.00
32	2017	TRANSPORTATION BOND	\$0.00
32	2021	TRANSPORTATION BOND	(\$160,000.00)
		Fund 32 Total	(\$160,000.00)
41	2013	Sinking	\$0.00
41	2014	Sinking	\$0.00
41	2015	Sinking	\$0.00
41	2016	Sinking	\$0.00
41	2017	SINKING	\$0.00
41	2018	SINKING	\$0.00
41	2019	SINKING	\$0.00
41	2020	SINKING	\$0.00
41	2021	SINKING	(\$20,855.00)
41	2022	SINKING	(\$427,179.85)
		Fund 41 Total	(\$448,034.85)
60	2017	HS/MS ACTIVITY FUND	\$0.00
60	2018	HS/MS ACTIVITY FUND	\$81,469.38
60	2019	HS/MS ACTIVITY FUND	\$90,633.42
60	2020	HS/MS ACTIVITY FUND	\$73,772.98
60	2021	HS/MS ACTIVITY FUND	\$77,433.50
60	2022	HS/MS ACTIVITY FUND	\$79,399.36

Wellston Public Schools

Balance Sheet

Options: As Of Date: 9/30/2022

60	2023	HS/MS ACTIVITY FUND		\$109,982.15
			Fund 60 Total	<u>\$512,690.79</u>
61	2017	ELEMENTARY ACTIVITY FUND		\$25,276.57
61	2018	ELEMENTARY ACTIVITY FUND		\$32,423.23
61	2019	ELEMENTARY ACTIVITY FUND		\$35,126.67
61	2020	ELEMENTARY ACTIVITY FUND		\$17,072.96
61	2021	ELEMENTARY ACTIVITY FUND		\$23,278.00
61	2022	ELEMENTARY ACTIVITY FUND		\$29,827.72
61	2023	ELEMENTARY ACTIVITY FUND		\$52,669.61
			Fund 61 Total	<u>\$215,674.76</u>
			Fund Balance Total	<u>(\$12,472,643.96)</u>
			Liabilities, Reserves and Fund Balance Total	<u><u>(\$12,316,893.96)</u></u>

Revenue vs Expense 2018-2023

Month	2018-2019		2019-2020		2020-2021		2021-2022		2022-2023	
	Revenue	Expenses	Revenue	Expenses	Revenue	Expenses	Revenue	Expenses	Revenue	Expenses
July	56,624.00	157,670.00	57,119.00	84,055.00	65,301.93	199,964.59	144,777.92	239,336.08	50,749.41	73,001.39
August	259,364.00	175,205.00	234,077.00	165,567.00	244,556.28	209,866.72	307,537.94	174,525.72	264,046.01	237,792.96
September	300,108.00	416,854.00	291,462.00	423,556.00	280,868.41	877,489.10	424,000.31	514,116.06	293,770.22	904,767.39
October	306,205.00	396,411.00	596,516.00	535,536.00	273,873.37	392,396.57	296,172.12	395,513.40		
November	347,650.00	386,957.00	269,925.00	379,259.00	276,524.56	357,502.14	282,432.71	583,333.66		
December	503,599.00	400,350.00	319,702.00	363,430.00	520,362.55	387,319.07	384,191.86	370,988.92		
January	796,732.00	361,245.00	1,112,561.68	393,215.17	1,039,362.83	346,747.51	1,033,658.15	408,799.00		
February	452,902.00	383,445.00	558,701.96	415,885.97	407,749.44	375,031.55	493,638.47	468,307.74		
March	288,151.00	387,706.00	297,240.50	372,678.76	312,947.00	349,244.13	290,797.46	376,783.17		
April	609,362.00	373,951.00	605,463.53	349,665.39	430,744.12	373,310.60	663,549.54	620,509.44		
May	415,857.00	429,819.00	1,222,301.88	325,136.15	405,732.07	415,541.18	641,746.02	1,323,932.57		
June	347,581.00	1,303,529.00	362,990.39	1,161,198.85	402,400.23	918,721.19	554,604.91	86,765.69		
Totals	\$4,684,135.00	\$5,173,142.00	\$5,928,060.94	\$4,969,183.29	\$4,660,422.79	\$5,203,134.35	\$5,517,107.41	\$5,562,911.45	\$608,565.64	#####
over/short		(\$489,007.00)		\$958,877.65		(\$542,711.56)		(\$45,804.04)		(\$606,996.10)

Notes:

General Fund 11 Only

Month	2018-2019		2019-2020		2020-2021		2021-2022		2022-2023	
	Revenue	Expenses	Revenue	Expenses	Revenue	Expenses	Revenue	Expenses	Revenue	Expenses
July	56,624.00	157,670.00	57,119.00	84,055.00	53,532.62	117,822.18	142,211.93	143,371.66	48,868.96	73,001.39
August	259,364.00	175,205.00	234,077.00	165,567.00	241,884.24	199,132.46	304,784.09	127,405.72	262,552.03	110,570.22
September	300,108.00	416,854.00	291,462.00	423,556.00	278,311.64	436,127.09	421,722.16	443,007.58	289,383.14	902,517.39
October	306,205.00	396,411.00	596,516.00	535,536.00	270,176.93	363,531.50	293,000.00	384,195.90		
November	347,650.00	386,957.00	269,925.00	379,259.00	273,503.96	348,624.36	281,283.24	583,333.66		
December	503,599.00	400,350.00	319,702.00	363,430.00	515,026.42	376,421.52	375,921.95	369,588.92		
January	796,732.00	361,245.00	1,112,561.68	393,215.17	843,635.15	332,497.33	864,094.17	408,799.00		
February	452,902.00	383,445.00	558,701.96	415,885.97	361,403.51	375,031.55	443,327.89	468,307.74		
March	288,151.00	387,706.00	297,240.50	372,678.76	304,549.41	349,244.13	285,607.00	376,783.17		
April	609,362.00	373,951.00	605,463.53	349,665.39	395,237.55	352,455.60	628,520.08	395,081.94		
May	415,857.00	429,819.00	1,222,301.88	325,136.15	388,396.07	415,541.18	623,567.67	1,320,653.75		
June	347,581.00	1,303,529.00	362,990.39	1,161,198.85	390,849.45	881,721.19	551,594.01	86,765.69		
Totals	4,684,135.00	5,173,142.00	5,928,060.94	4,969,183.29	4,316,506.95	4,548,150.09	5,215,634.19	5,107,294.73	600,804.13	-
over/short		(\$489,007.00)		\$958,877.65		(\$231,643.14)		\$108,339.46		\$600,804.13

September 2022

General #11		Building #21	
\$ 760,490.22	Balance Forward	\$ 30,163.01	Balance Forward
\$ 902,517.39	Warrants 99 - 390		Warrants
		\$ 550.00	9/7 Roat
\$ 14,616.89	9/7 OSDE Supply Chain Asst.	\$ 550.00	9/7 Grimmett
\$ 10,934.58	9/8 Lincoln County Clerk	\$ 1,181.02	9/8 Lincoln County Clerk
\$ 39,912.48	9/12 OK Tax Commission		
\$ 628.00	9/14 OSDE P-EBT Admin Funds	\$ 32,444.03	Balance
\$ 2,645.00	9/14 Wellston Little League Football		
\$ 677.58	9/15 OSDE Certified in Lieu of		
\$ 2,048.65	9/15 OSDE Support in Lieu of		
\$ 3,084.30	9/15 OSDE Purchase of Textbooks	Building Bond #31	
\$ 8,183.93	9/15 OSDE Support Health	\$ 151,462.24	Balance Forward
\$ 22,525.55	9/15 OSDE Certified Health	\$ 2,250.00	Warrant 1003
\$ 160,505.89	9/15 OSDE Financial Support		
\$ 40.35	9/19 Premier Rebates	\$ 149,212.24	Balance
\$ 183.08	9/19 Arvest Cash Back		
\$ 14,819.00	9/23 OK Dept. Career and Tech Ed		
\$ 1,000.00	9/23 Sallisaw Football Booster Club	Sinking Fund #41	
\$ 1,088.31	9/23 Citizen Potawatomi Nation	\$ 140,979.46	Balance Forward
\$ 5,741.42	9/26 OK Land Commission	\$ 2,106.06	9/8 Lincoln County Clerk
\$ 317.71	9/27 Premier Healthca		
\$ 50.00	9/29 Casi Pitchford - Paid in Full	\$ 143,085.52	Balance
\$ 2.69	9/30 First Bank & Trust MM Interest		
\$ 208.08	9/30 First Bank & Trust Interest Earned		
\$ 169.65	9/30 Lapsed payments		
\$ 147,355.97	Balance		

#900211

\$	6,132.10	Balance Forward
\$	2.69	Interest earned
<hr/>		
\$	6,134.79	Balance

\$	1,083,094.93	Balance Forward
\$	293,770.22	Revenue
\$	904,767.39	Expenses
<hr/>		
\$	472,097.76	Balance

\$	621,713.72	Bank Balance
\$	155,750.00	Outstanding Warrants
\$	6,134.79	Money Market
\$	0.75	Bank Check for Kelly Curry
<hr/>		
\$	472,097.76	Balance

General

\$	289,383.14	Revenue
\$	902,517.39	Expenses

Wellston Public Schools

Payment Register

Options: Year: 2022-2023, Fund: BUILDING BOND, Date Range: 9/1/2022 - 9/30/2022, Print Payroll Payments: True, Print Details: False

Year	Fund	No	Date	Vendor	Date Type	Date Voided	Date Registered	Clearing Date	Clearing No	Amount
2023	31	1003	09/20/2022	LINCOLN LAND SURVEYORS, INC						\$2,250.00
Non-Payroll Total:										\$2,250.00
Payroll Total:										\$0.00
Balance Foward:										\$4,069.00
Total:										\$6,319.00

Wellston Public Schools

Revenue/Expenditure Summary

Options: Fund: 60, Date Range: 9/1/2022 - 9/30/2022

	Begin Balance	Receipts	Adjusting Entries	Payments	Cash End Balance	Unpaid POs	End Balance
801 ATHLETICS	\$10,959.62	\$4,454.00	\$0.00	\$2,710.00	\$12,703.62	\$1,234.99	\$11,468.63
802 FFA	\$19,693.10	\$13,882.00	\$0.00	\$6,716.53	\$26,858.57	\$4,060.00	\$22,798.57
804 CLASS OF 2022	\$342.05	\$0.00	\$0.00	\$0.00	\$342.05	\$0.00	\$342.05
805 CLASS OF 2023	\$4,752.00	\$0.00	\$0.00	\$0.00	\$4,752.00	\$0.00	\$4,752.00
806 CLASS OF 2024	\$212.34	\$0.00	\$0.00	\$0.00	\$212.34	\$0.00	\$212.34
807 WEA	\$3,679.15	\$247.00	\$0.00	\$0.00	\$3,926.15	\$170.00	\$3,756.15
808 H.S. SOFTBALL	\$4,294.32	\$740.00	\$0.00	\$0.00	\$5,034.32	\$1,550.00	\$3,484.32
809 FCCLA	\$3,083.47	\$159.00	\$0.00	\$0.00	\$3,242.47	\$1,200.00	\$2,042.47
811 MURAL FUND	\$489.50	\$0.00	\$0.00	\$0.00	\$489.50	\$0.00	\$489.50
812 ANNUAL	\$20,167.66	\$0.00	\$0.00	\$0.00	\$20,167.66	\$0.00	\$20,167.66
814 H.S. CHEERLEADERS	\$4,444.71	\$1,501.30	\$0.00	\$0.00	\$5,946.01	\$2,266.76	\$3,679.25
815 FOOTBALL	\$458.22	\$0.00	\$0.00	\$0.00	\$458.22	\$0.00	\$458.22
818 BAND	\$3,004.79	\$0.00	\$0.00	\$1,322.08	\$1,682.71	\$420.00	\$1,262.71
819 PETTY CASH	\$200.00	\$0.00	\$0.00	\$0.00	\$200.00	\$0.00	\$200.00
820 COUNSELOR	\$316.00	\$0.00	\$0.00	\$0.00	\$316.00	\$300.00	\$16.00
821 M.S. CHEERLEADERS	\$3,929.55	\$877.25	\$0.00	\$0.00	\$4,806.80	\$756.42	\$4,050.38
823 SPANISH CLUB	\$289.11	\$0.00	\$0.00	\$0.00	\$289.11	\$0.00	\$289.11
824 NATIONAL HONOR SOCIETY	\$685.68	\$0.00	\$0.00	\$0.00	\$685.68	\$0.00	\$685.68
826 CLASS OF 2025	\$147.00	\$0.00	\$0.00	\$0.00	\$147.00	\$0.00	\$147.00
827 SPEECH/DRAMA	\$207.02	\$0.00	\$0.00	\$0.00	\$207.02	\$0.00	\$207.02
828 ART CLASS	\$1,414.85	\$20.00	\$0.00	\$120.72	\$1,314.13	\$150.99	\$1,163.14
832 FELLOWSHIP CHRISTIAN ATHLETES	\$30.34	\$0.00	\$0.00	\$0.00	\$30.34	\$0.00	\$30.34
834 H.S. BASEBALL	\$7,255.16	\$35.00	\$0.00	\$1,340.36	\$5,949.80	\$306.00	\$5,643.80
835 CHILD NUTRITION	\$4,671.00	\$5,918.15	\$0.00	\$0.00	\$10,589.15	\$0.00	\$10,589.15
837 MISCELLANEOUS	\$3,635.34	\$128.00	\$0.00	\$45.55	\$3,717.79	\$219.99	\$3,497.80
839 AP	\$114.94	\$0.00	\$0.00	\$0.00	\$114.94	\$0.00	\$114.94
843 LIBRARY	\$542.78	\$0.00	\$0.00	\$27.00	\$515.78	\$40.00	\$475.78
844 GENERAL FUND REFUND	\$1,027.00	\$0.00	\$0.00	\$0.00	\$1,027.00	\$0.00	\$1,027.00
846 SCIENCE CLUB	\$77.51	\$0.00	\$0.00	\$0.00	\$77.51	\$0.00	\$77.51
850 M.S. MISC	\$19,751.87	\$0.00	\$0.00	\$0.00	\$19,751.87	\$0.00	\$19,751.87
851 H.S. MISC	(\$9.85)	\$0.00	\$0.00	\$0.00	(\$9.85)	\$0.00	(\$9.85)
852 GIRLS BASKETBALL	\$4,044.19	\$0.00	\$0.00	\$0.00	\$4,044.19	\$0.00	\$4,044.19
853 BOYS BASKETBALL	\$6,261.82	\$0.00	\$0.00	\$0.00	\$6,261.82	\$0.00	\$6,261.82
856 BPA	\$1,699.18	\$1,888.00	\$0.00	\$1,060.00	\$2,527.18	\$2,475.00	\$52.18
858 TEACHER OF THE YEAR	\$326.00	\$209.00	\$0.00	\$0.00	\$535.00	\$0.00	\$535.00
859 BILL FORGEY SCHOLARSHIP FUND	\$1,000.00	\$0.00	\$0.00	\$0.00	\$1,000.00	\$0.00	\$1,000.00
860 TROY SWAFFORD SCHOLARSHIP	\$2,375.00	\$0.00	\$0.00	\$0.00	\$2,375.00	\$0.00	\$2,375.00
Total	\$135,572.42	\$30,058.70	\$0.00	\$13,342.24	\$152,288.88	\$15,150.15	\$137,138.73

Encumbrance Register

Options: Year: 2022-2023, Date Range: 7/1/2022 - 6/30/2023, PO Range: 133 - 177, Fund Codes: 11

Fund	PO No	Date	Vendor No	Vendor	Description	Amount
11	133	07/01/2022	12350	BLICK ART MATERIALS	SUPPLIES	316.00
11	134	09/15/2022	12598	OKLAHOMA BPA	Afflation Dues	420.00
11	135	09/16/2022	12419	BSN LLC	Middle School Girls Uniforms	3,400.00
11	136	09/21/2022	13438	NATIONAL ASSOC FOR MUSIC EDUCATION	Membership Fees	135.00
11	137	09/21/2022	13342	J.W. PEPPER & SON, INC	Fall Semester Music	305.00
11	138	09/21/2022	13467	SIMPLOT TURF & HORTICULTURE	Rye Seed	2,520.00
11	139	09/22/2022	13342	J.W. PEPPER & SON, INC	Christmas music	285.00
11	140	09/22/2022	12365	PALEN MUSIC	Tuba repair and cleaning	160.00
11	141	09/23/2022	13517	HOLT TRUCK CENTERS	NEW BUS	110,168.00
11	142	09/23/2022	13580	JOHN VANCE FLEET SERVICES	NEW TRANSIT VAN	50,306.49
11	143	09/23/2022	13265	SCHOOL OUTFITTERS	NEW CAFETERIA TABLES	30,730.04
11	144	09/27/2022	895	AMAZON CREDIT PLAN	New Books	125.00
11	145	09/27/2022	252	ECKROAT SEED	Mound Clay/ Quick Dry	267.50
11	146	09/27/2022	252	ECKROAT SEED	Mound Clay/Quick Dry	267.50
11	147	09/27/2022	13566	ARVEST	Lowe's/Edger for Softball Field	300.00
11	148	09/27/2022	109	ALERT SERVICES INC	MEDICAL KIT FOR BASKETBALL	800.00
11	149	09/27/2022	12419	BSN LLC	GIRLS BASKETBALL EQUIPMENT	2,500.00
11	150	10/03/2022	12376	CAPITAL ONE	Groceries- FACS Basics Classes	600.00
11	151	10/03/2022	12376	CAPITAL ONE	TWEEN LIFE-Groceries	400.00
11	152	10/03/2022	13468	SIMONIZE SPORTS	Softball Field Topdress/Sand	1,300.00
11	153	10/03/2022	13468	SIMONIZE SPORTS	Baseball Topdress/Sand	2,400.00
11	154	10/03/2022	12682	GORFAM ATHLETICS	basketball equipment-jerseys, balls	2,700.00
11	155	10/03/2022	12354	HUDL	hudl	500.00
11	156	10/03/2022	13566	ARVEST	new mascot	500.00
11	157	08/01/2022	13233	BETH WITHROW	MILEAGE	45.00
11	158	08/01/2022	13407	Mike Wayne Franz	MILEAGE	183.75
11	159	08/01/2022	13559	JENNI L. GARRETT	MILEAGE	67.50
11	160	09/01/2022	12400	DILLON ENDECOTT	MILEAGE	83.13
11	161	08/01/2022	13424	FIRE SAFETY INSPECTIONS	MAINTENANCE	670.00
11	162	09/01/2022	13423	EAGLE MECHANICAL, INC	AC WORK	1,750.00
11	163	09/15/2022	12430	CHANDLER TIRE CENTER	TIRE REPAIR	30.00
11	164	09/15/2022	728	LOCKE SUPPLY CO	MAINTENANCE	265.67
11	165	08/01/2022	451	ROSENSTEIN FIST & RINGOLD	LEGAL FEES	480.00
11	166	09/27/2022	275	ROSS TRANSPORTATION, INC.	TRANSPORTATION	771.38
11	167	09/20/2022	12149	MIKE'S HEATING & AIR	AC WORK	619.00
11	168	09/01/2022	13419	NIKKI KECK DBA VISUAL SENSES	VISUAL TESTING	787.50
11	169	09/01/2022	12266	KRISTA MOTLEY, MS, CCC-SLP	SPEECH LANGUAGE PATHOLOGY	7,280.00
11	170	08/01/2022	240	HOME DEPOT CREDIT SERVICES	MAINTENANCE SUPPLIES	85.70
11	171	08/24/2022	12023	DOLLAR GENERAL - REGIONS 410526	SUPPLIES/CNP	28.15
11	172	08/25/2022	12376	CAPITAL ONE	CNP, MAINT, SUPPLIES	447.61
11	173	09/21/2022	12556	ATWOODS- JOHN DEERE FINANCIAL	MAINTENANCE	91.49
11	174	09/01/2022	546	DECKER EQUIPMENT	MARKERBOARDS	982.61

Encumbrance Register

Options: Year: 2022-2023, Date Range: 7/1/2022 - 6/30/2023, PO Range: 133 - 177, Fund Codes: 11

Fund	PO No	Date	Vendor No	Vendor	Description	Amount
11	175	10/04/2022	366	OK GIRLS BASKT COACHES ASSOC	COACHES ASSOC DUES	75.00
11	176	10/04/2022	425	OKLA BASKETBALL COACHES ASSO	COACHES ASSOC DUES	100.00
11	177	09/01/2022	13583	ASPEN INSPECTION SERVICES LLC	FIRE SPRINKLER INSPECTION	200.00
Non-Payroll Total:						\$226,449.02
Payroll Total:						\$0.00
Balance Forward:						\$0.00
Report Total:						\$226,449.02

Encumbrance Register

Options: Year: 2022-2023, Date Range: 7/1/2022 - 6/30/2023, PO Range: 180 - 181, Fund Codes: 11

Fund	PO No	Date	Vendor No	Vendor	Description	Amount
11	180	08/15/2022	13566	ARVEST	TECH, MAINT, SUPPLIES	14,627.75
11	181	09/01/2022	780	OKLA THERAPY CONSULTANTS	OCCUPATIONAL THERAPY	5,838.75
Non-Payroll Total:						\$20,466.50
Payroll Total:						\$0.00
Balance Forward:						\$0.00
Report Total:						\$20,466.50

Budget Analysis

Options: Year: 2022-2023, Date Range: 7/1/2022 - 6/30/2023, Print Detail: False

Classification	Appropriation	Encumbered	Paid	Encumbered Balance	Unencumbered Balance	% Enc Budget
2022-2023						
11 GENERAL	5,240,000.00	4,693,335.65	1,076,605.24	3,616,730.41	546,664.35	89.57%
Total 2022-2023	\$5,240,000.00	\$4,693,335.65	\$1,076,605.24	\$3,616,730.41	\$546,664.35	89.57 %
Report Total	\$5,240,000.00	\$4,693,335.65	\$1,076,605.24	\$3,616,730.41	\$546,664.35	89.57 %

Date Range: 7/1/2022 - 6/30/2023

Classification Bolding: N/A

Print Detail: No

Dimension	Group Order	Total	Bold	Filter
Fiscal Year	1	Yes	No	2023
Fund	2	No	No	11
Project	N/A	N/A	N/A	
Function	N/A	N/A	N/A	
Object	N/A	N/A	N/A	
Program	N/A	N/A	N/A	
Subject	N/A	N/A	N/A	
JobClass	N/A	N/A	N/A	
Unit	N/A	N/A	N/A	

Encumbrance Register

Options: Year: 2022-2023, Date Range: 7/1/2022 - 6/30/2023, PO Range: 4 - 4, Fund Codes: 31

Fund	PO No	Date	Vendor No	Vendor	Description	Amount
31	4	10/01/2022	837	GYMCO	GYM FLOOR REFINISHING	2,650.00
Non-Payroll Total:						\$2,650.00
Payroll Total:						\$0.00
Balance Forward:						\$0.00
Report Total:						\$2,650.00


Wellston Public Schools

Encumbrance Register

Options: Year: 2022-2023, Date Range: 7/1/2022 - 6/30/2023, PO Range: 1 - 1, Fund Codes: 41

Fund	PO No	Date	Vendor No	Vendor	Description	Amount
41	1	09/01/2022	498	UMB BANK NA	BOND INTEREST PAYMENT	7,901.25
Non-Payroll Total:						\$7,901.25
Payroll Total:						\$0.00
Balance Forward:						\$0.00
Report Total:						\$7,901.25

2022 October Surplus

Item	Quantity	Date Surplused	Date Removed	Notes
Imac Computers	5	10-5-22		 <p align="center">BPA Classroom</p>
Brothers Printer	1	10-5-22		Betty's office
Cisco Meraki Switch	1	10-5-22		Storm damaged
Cisco Meraki AP	1	10-5-22		“
Paper Shredder	1	10-5-22		Grimmett's office
Dell Laptop	1	10-5-22		5-6 years old (Boyer Room)

Oklahoma State R
Participation in Dev
2020 Oklahoma Public High School Graduates a

COUNTY	School	Fall First-Time Degree-Seeking Freshman Count	Science Developmental Student Count	Percent Science
ADAIR	CAVE SPRINGS HS	4	.	.
	STILWELL HS	45	0	0.0%
	WATTS HS	5	.	.
	WESTVILLE HS	24	0	0.0%
ALFALFA	BURLINGTON HS	5	.	.
	CHEROKEE HS	12	0	0.0%
	TIMBERLAKE HS	6	0	0.0%
ATOKA	ATOKA HS	29	0	0.0%
	CANEY HS	4	.	.
	STRINGTOWN HS	6	0	0.0%
	TUSHKA HS	19	0	0.0%
BEAVER	BALKO HS	9	0	0.0%
	BEAVER HS	3	.	.
	FORGAN HS	4	.	.
	TURPIN HS	5	.	.
BECKHAM	ELK CITY HS	68	0	0.0%
	ERICK HS	3	.	.
	MERRITT HS	19	0	0.0%
	SAYRE HS	21	0	0.0%
BLAINE	CANTON HS	7	0	0.0%
	GEARY HS	11	0	0.0%
	OKEENE JR-SR HS (SR)	7	0	0.0%
	WATONGA HS	18	0	0.0%
BRYAN	ACHILLE HS	7	0	0.0%
	BENNINGTON HS	10	0	0.0%
	CADDO HS	10	0	0.0%
	CALERA HS	13	0	0.0%
	COLBERT HS	3	.	.
	DURANT HS	90	0	0.0%
	ROCK CREEK HS	8	0	0.0%
	SILO HS	19	0	0.0%
CADDO	ANADARKO HS	36	0	0.0%
	APACHE HS	17	0	0.0%
	BINGER-ONEY HS	7	0	0.0%
	CARNEGIE HS	17	0	0.0%
	CEMENT HS	3	.	.
	CYRIL HS	7	0	0.0%
	FORT COBB-BROXTON HS	11	0	0.0%
	GRACEMONT HS	3	.	.
	HINTON HS	17	0	0.0%
	HYDRO-EAKLY HS	13	0	0.0%
	LOOKEBA-SICKLES HS	9	0	0.0%

CANADIAN	CALUMET HS	12	0	0.0%
	EL RENO HS	71	0	0.0%
	MUSTANG HS	267	0	0.0%
	PIEDMONT HS	117	0	0.0%
	UNION CITY HS	11	0	0.0%
	YUKON HS	254	0	0.0%
CARTER	ARDMORE HS	64	0	0.0%
	DICKSON HS	29	0	0.0%
	FOX HS	7	0	0.0%
	HEALDTON HS	8	0	0.0%
	LONE GROVE HS	32	0	0.0%
	PLAINVIEW HS	54	0	0.0%
	SPRINGER HS	2	.	.
	WILSON HS	14	0	0.0%
CHEROKEE	HULBERT JR-SR HS (SR)	16	0	0.0%
	KEYS HS	15	0	0.0%
	TAHLEQUAH HS	101	0	0.0%
CHOCTAW	BOSWELL HS	5	.	.
	FORT TOWSON HS	10	0	0.0%
	HUGO HS	24	0	0.0%
	SOPER HS	8	0	0.0%
CIMARRON	BOISE CITY HS	12	0	0.0%
CLEVELAND	DIMENSIONS ACADEMY	1	.	.
	LEXINGTON HS	29	0	0.0%
	LITTLE AXE HS	9	0	0.0%
	MOORE HS	233	0	0.0%
	NOBLE HS	57	0	0.0%
	NORMAN HS	213	0	0.0%
	NORMAN NORTH HS	227	0	0.0%
	SOUTHMOORE HS	133	0	0.0%
WESTMOORE HS	250	0	0.0%	
COAL	COALGATE HS	20	0	0.0%
	TUPELO HS	9	0	0.0%
COMANCHE	CACHE HS	46	0	0.0%
	CHATTANOOGA HS	10	0	0.0%
	EISENHOWER HS	81	0	0.0%
	ELGIN HS	77	0	0.0%
	FLETCHER HS	8	0	0.0%
	GERONIMO HS	3	.	.
	INDIAHOMA HS	7	0	0.0%
	LAWTON HS	87	0	0.0%
	MACARTHUR HS	87	0	0.0%
	STERLING HS	4	.	.
COTTON	BIG PASTURE HS	8	0	0.0%
	TEMPLE HS	3	.	.
	WALTERS HS	16	0	0.0%
CRAIG	BLUEJACKET HS	6	0	0.0%
	KETCHUM HS	22	0	0.0%
	VINITA HS	43	0	0.0%
	WELCH HS	9	0	0.0%
CREEK	BRISTOW HS	48	0	0.0%
	DEPEW HS	15	0	0.0%

	DRUMRIGHT HS	21	0	0.0%
	KELLYVILLE HS	19	0	0.0%
	KIEFER HS	20	0	0.0%
	MANNFORD HS	52	0	0.0%
	MOUNDS HS	9	0	0.0%
	OLIVE HS	5	.	.
	SAPULPA HS	101	0	0.0%
CUSTER	ARAPAHO-BUTLER HS	11	0	0.0%
	CLINTON HS	77	0	0.0%
	THOMAS-FAY-CUSTER UNIFIED HS	11	0	0.0%
	WEATHERFORD HS	75	0	0.0%
DELAWARE	COLCORD HS	11	0	0.0%
	GROVE HS	54	0	0.0%
	JAY HS	42	0	0.0%
	KANSAS HS	26	0	0.0%
	OAKS-MISSION HS	21	0	0.0%
DEWEY	SEILING JR-SR HS (SR)	5	.	.
	TALOGA HS	2	.	.
	VICI HS	6	0	0.0%
ELLIS	ARNETT HS	7	0	0.0%
	FARGO HS	3	.	.
	SHATTUCK HS	19	0	0.0%
GARFIELD	CHISHOLM HS	49	0	0.0%
	COVINGTON-DOUGLAS HS	2	.	.
	DRUMMOND HS	9	0	0.0%
	ENID HS	138	0	0.0%
	GARBER HS	9	0	0.0%
	KREMLIN-HILLSDALE HS	7	0	0.0%
	PIONEER-PLEASANT VALE HS	7	0	0.0%
	WAUKOMIS HS	15	0	0.0%
GARVIN	LINDSAY HS	23	0	0.0%
	MAYSVILLE HS	7	0	0.0%
	PAOLI HS	9	0	0.0%
	PAULS VALLEY HS	51	0	0.0%
	SENIOR HS	12	0	0.0%
	STRATFORD HS	5	.	.
	WYNNEWOOD HS	42	0	0.0%
GRADY	ALEX HS	3	.	.
	AMBER-POCASSET HS	17	0	0.0%
	BRIDGE CREEK HS	24	0	0.0%
	CHICKASHA HS	53	0	0.0%
	MINCO HS	22	0	0.0%
	RUSH SPRINGS HS	5	.	.
	SENIOR HS	14	0	0.0%
	TUTTLE HS	46	0	0.0%
	VERDEN HS	4	.	.
GRANT	DEER CREEK-LAMONT HS	6	0	0.0%
	MEDFORD HS	9	0	0.0%
	POND CREEK-HUNTER HS	10	0	0.0%
GREER	GRANITE HS	3	.	.
	MANGUM HS	24	0	0.0%

HARMON	HOLLIS HS	21	0	0.0%
HARPER	BUFFALO HS	5	.	.
	LAVERNE HS	16	0	0.0%
HASKELL	KEOTA HS	13	0	0.0%
	KINTA HS	7	0	0.0%
	MCCURTAIN HS	5	.	.
	STIGLER HS	38	0	0.0%
HUGHES	CALVIN HS	7	0	0.0%
	HOLDENVILLE HS	20	0	0.0%
	STUART HS	6	0	0.0%
	WETUMKA HS	7	0	0.0%
JACKSON	ALTUS HS	90	0	0.0%
	BLAIR HS	7	0	0.0%
	DUKE HS	35	0	0.0%
	NAVAJO HS	16	0	0.0%
	OLUSTEE-ELDORADO HS	4	.	.
JEFFERSON	RINGLING HS	14	0	0.0%
	RYAN HS	4	.	.
	WAURIKA HS	11	0	0.0%
JOHNSTON	COLEMAN HS	2	.	.
	MILBURN HS	1	.	.
	MILL CREEK HS	1	.	.
	TISHOMINGO HS	15	0	0.0%
	WAPANUCKA HS	8	0	0.0%
KAY	BLACKWELL HS	21	0	0.0%
	NEWKIRK HS	24	0	0.0%
	PONCA CITY HS	105	0	0.0%
	TONKAWA HS	13	0	0.0%
KINGFISHER	CASHION HS	22	0	0.0%
	DOVER HS	3	.	.
	HENNESSEY HS	28	0	0.0%
	KINGFISHER HS	73	0	0.0%
	LOMEGA HS	6	0	0.0%
	OKARCHE HS	15	0	0.0%
KIOWA	HOBART HS	18	0	0.0%
	LONE WOLF HS	1	.	.
	MOUNTAIN VIEW-GOTEBO HS	6	0	0.0%
	SNYDER HS	10	0	0.0%
LATIMER	BUFFALO VALLEY HS	3	.	.
	RED OAK HS	5	.	.
	WILBURTON HS	35	0	0.0%
LE FLORE	ARKOMA HS	7	0	0.0%
	BOKOSHE HS	5	.	.
	CAMERON HS	8	0	0.0%
	HEAVENER HS	23	0	0.0%
	HOWE HS	15	0	0.0%
	LEFLORE HS	7	0	0.0%
	PANAMA HS	21	0	0.0%
	POCOLA HS	20	0	0.0%
	POTEAU HS	45	0	0.0%
	SPIRO HS	28	0	0.0%
TALIHINA HS	18	0	0.0%	

	WHITESBORO HS	5	.	.
	WISTER HS	9	0	0.0%
LINCOLN	AGRA HS	6	0	0.0%
	CARNEY HS	2	.	.
	CHANDLER HS	30	0	0.0%
	DAVENPORT HS	6	0	0.0%
	MEEKER HS	22	0	0.0%
	PRAGUE HS	37	0	0.0%
	STROUD HS	20	0	0.0%
	WELLSTON HS	14	0	0.0%
LOGAN	COYLE HS	5	.	.
	CRESCENT HS	9	0	0.0%
	GUTHRIE HS	59	0	0.0%
	MULHALL-ORLANDO HS	8	0	0.0%
LOVE	MARIETTA HS	24	0	0.0%
	THACKERVILLE HS	5	.	.
	TURNER HS	9	0	0.0%
MAJOR	ALINE-CLEO HS	2	.	.
	CIMARRON HS	3	.	.
	FAIRVIEW HS	21	0	0.0%
	RINGWOOD HS	12	0	0.0%
MARSHALL	KINGSTON HS	39	0	0.0%
	MADILL HS	43	0	0.0%
MAYES	ADAIR HS	30	0	0.0%
	CHOUTEAU-MAZIE HS	15	0	0.0%
	LOCUST GROVE HS	40	0	0.0%
	PRYOR HS	67	0	0.0%
	SALINA HS	12	0	0.0%
MCCLAIN	BLANCHARD HS	56	0	0.0%
	DIBBLE HS	14	0	0.0%
	NEWCASTLE HS	59	0	0.0%
	PURCELL HS	40	0	0.0%
	WASHINGTON HS	33	0	0.0%
	WAYNE HS	13	0	0.0%
MCCURTAIN	BATTIEST HS	5	.	.
	BROKEN BOW HS	57	0	0.0%
	EAGLETOWN HS	4	.	.
	HAWORTH HS	14	0	0.0%
	IDABEL HS	42	0	0.0%
	SMITHVILLE HS	5	.	.
	VALLIANT HS	20	0	0.0%
	WRIGHT CITY HS	12	0	0.0%
MCINTOSH	CHECOTAH HS	32	0	0.0%
	EUFULA HS	29	0	0.0%
	MIDWAY HS	5	.	.
MURRAY	DAVIS HS	29	0	0.0%
	SULPHUR HS	47	0	0.0%
MUSKOGEE	BRAGGS HS	4	.	.
	FORT GIBSON HS	63	0	0.0%
	HASKELL HS	17	0	0.0%
	HILLDALE HS	51	0	0.0%
	MUSKOGEE HS	127	0	0.0%

	OKLAHOMA SCHL FOR THE BLIND HS	3	.	.
	OKTAHA HS	26	0	0.0%
	PORUM HS	10	0	0.0%
	WARNER HS	16	0	0.0%
	WEBBERS FALLS HS	6	0	0.0%
NOBLE	FRONTIER HS	6	0	0.0%
	MORRISON HS	16	0	0.0%
	PERRY HS	30	0	0.0%
NOWATA	NOWATA HS	5	.	.
	OKLAHOMA UNION HS	2	.	.
	SOUTH COFFEYVILLE HS	3	.	.
OKFUSKEE	GRAHAM HS	1	.	.
	MASON HS	4	.	.
	OKEMAH HS	12	0	0.0%
	PADEN HS	5	.	.
	WELEETKA HS	15	0	0.0%
OKLAHOMA	ASTEC CHARTER HS	37	0	0.0%
	BETHANY HS	53	0	0.0%
	CAPITOL HILL HS	37	0	0.0%
	CARL ALBERT HS	175	0	0.0%
	CHOCTAW HS	207	0	0.0%
	CLASSEN HS OF ADVANCED STUDIES	87	0	0.0%
	CROOKED OAK HS	27	0	0.0%
	DEER CREEK HS	232	0	0.0%
	DEL CITY HS	133	0	0.0%
	DOUGLASS HS	26	0	0.0%
	DOVE SCIENCE ACADEMY HS	39	0	0.0%
	EMERSON ALTERNATIVE ED. (HS)	24	0	0.0%
	EPIC BLENDED CHARTER OKC HS	125	0	0.0%
	EPIC BLENDED CHARTER TULSA HS	117	0	0.0%
	EPIC ONE ON ONE CHARTER HS	349	0	0.0%
	HARDING CHARTER PREPARATORY HS	52	0	0.0%
	HARDING FINE ARTS ACADEMY	38	0	0.0%
	HARRAH HS	45	0	0.0%
	INSIGHT SCHOOL OF OKLAHOMA HS	12	0	0.0%
	JOHN MARSHALL HS	50	0	0.0%
	JONES HS	48	0	0.0%
	LUTHER HS	19	0	0.0%
	MEMORIAL HS	259	0	0.0%
	MIDWEST CITY HS	162	0	0.0%
	MILLWOOD HS	29	0	0.0%
	NORTH HS	316	0	0.0%
	NORTHWEST CLASSEN HS	74	0	0.0%
	OKLA. VIRTUAL CHARTER ACAD HS	52	0	0.0%

	OKLAHOMA CONNECTIONS ACAD HS	31	0	0.0%
	OYA CHARTER TECUMSEH 9TH-12TH	1	.	.
	PUTNAM CITY HS	128	0	0.0%
	PUTNAM CITY NORTH HS	147	0	0.0%
	PUTNAM CITY WEST HS	112	0	0.0%
	SANTA FE HS	280	0	0.0%
	SANTA FE S PATHWAYS MID COLLEG	11	0	0.0%
	SANTA FE SOUTH HS	92	0	0.0%
	SOUTHEAST HS	77	0	0.0%
	STAR SPENCER HS	28	0	0.0%
	U. S. GRANT HS	92	0	0.0%
	WESTERN HEIGHTS HS	46	0	0.0%
OKMULGEE	BEGGS HS	25	0	0.0%
	DEWAR HS	10	0	0.0%
	HENRYETTA HS	21	0	0.0%
	MORRIS HS	29	0	0.0%
	OKMULGEE HS	31	0	0.0%
	PRESTON HS	21	0	0.0%
	SCHULTER HS	4	.	.
	WILSON HS	1	.	.
OSAGE	BARNSDALL HS	13	0	0.0%
	HOMINY HS	56	0	0.0%
	PAWHUSKA HS	18	0	0.0%
	PRUE HS	5	.	.
	SHIDLER HS	3	.	.
	WOODLAND HS	8	0	0.0%
	WYNONA HS	7	0	0.0%
OTTAWA	AFTON HS	14	0	0.0%
	COMMERCE HS	13	0	0.0%
	FAIRLAND HS	14	0	0.0%
	MIAMI HS	62	0	0.0%
	QUAPAW HS	7	0	0.0%
	WYANDOTTE HS	21	0	0.0%
PAWNEE	CLEVELAND HS	37	0	0.0%
	PAWNEE HS	10	0	0.0%
PAYNE	CUSHING HS	35	0	0.0%
	GLENCOE HS	4	.	.
	PERKINS-TRYON HS	42	0	0.0%
	RIPLEY HS	8	0	0.0%
	STILLWATER HS	179	0	0.0%
	YALE HS	7	0	0.0%
PITTSBURG	CANADIAN HS	17	0	0.0%
	CROWDER HS	6	0	0.0%
	HAILEYVILLE HS	4	.	.
	HARTSHORNE HS	20	0	0.0%
	INDIANOLA HS	8	0	0.0%
	KIOWA HS	10	0	0.0%
	MCALESTER HS	74	0	0.0%
	PITTSBURG HS	2	.	.

	QUINTON HS	11	0	0.0%
	SAVANNA HS	13	0	0.0%
PONTOTOC	ADA HS	67	0	0.0%
	ALLEN HS	21	0	0.0%
	BYNG HS	34	0	0.0%
	LATTA HS	23	0	0.0%
	ROFF HS	12	0	0.0%
	STONEWALL HS	13	0	0.0%
	VANOSS HS	4	.	.
POTTAWATOMIE	ASHER HS	10	0	0.0%
	BETHEL HS	27	0	0.0%
	DALE HS	15	0	0.0%
	EARLSBORO HS	3	.	.
	MACOMB HS	2	.	.
	MAUD HS	3	.	.
	MICLOUD HS	34	0	0.0%
	SHAWNEE HS	93	0	0.0%
	TECUMSEH HS	45	0	0.0%
	WANETTE HS	4	.	.
PUSHMATAHA	ANTLERS HS	16	0	0.0%
	CLAYTON HS	13	0	0.0%
	MOYERS HS	2	.	.
	RATTAN HS	9	0	0.0%
ROGER MILLS	CHEYENNE HS	14	0	0.0%
	HAMMON HS	2	.	.
	LEEDEY HS	10	0	0.0%
	REYDON HS	1	.	.
	SWEETWATER HS	1	.	.
ROGERS	CATOOSA HS	38	0	0.0%
	CHELSEA HS	16	0	0.0%
	CLAREMORE HS	104	0	0.0%
	FOYIL HS	6	0	0.0%
	INOLA HS	38	0	0.0%
	OOLOGAH-TALALA HS	43	0	0.0%
	SEQUOYAH HS	28	0	0.0%
	VERDIGRIS HS	56	0	0.0%
SEMINOLE	BOWLEGS HS	4	.	.
	BUTNER HS	4	.	.
	KONAWA HS	9	0	0.0%
	NEW LIMA HS	7	0	0.0%
	SASAKWA HS	5	.	.
	SEMINOLE HS	39	0	0.0%
	STROTHER HS	8	0	0.0%
	VARNUM HS	6	0	0.0%
	WEWOKA HS	11	0	0.0%
SEQUOYAH	CENTRAL HS	14	0	0.0%
	GANS HS	10	0	0.0%
	GORE HS	15	0	0.0%
	MULDROW HS	31	0	0.0%
	ROLAND HS	21	0	0.0%
	SALLISAW HS	29	0	0.0%
	VIAN HS	32	0	0.0%

STEPHENS	BRAY-DOYLE HS	15	0	0.0%
	CENTRAL HIGH HS	14	0	0.0%
	COMANCHE HS	23	0	0.0%
	DUNCAN HS	84	0	0.0%
	EMPIRE HS	7	0	0.0%
	MARLOW HS	44	0	0.0%
	VELMA-ALMA HS	13	0	0.0%
TEXAS	GOODWELL HS	6	0	0.0%
	GUYMON HS	33	0	0.0%
	HARDESTY HS	2	.	.
	HOOKER HS	12	0	0.0%
	TEXHOMA HS	8	0	0.0%
	TYRONE HS	3	.	.
	YARBROUGH HS	2	.	.
TILLMAN	FREDERICK HS	15	0	0.0%
	GRANDFIELD HS	15	0	0.0%
	TIPTON HS	15	0	0.0%
TULSA	BERRYHILL HS	49	0	0.0%
	BIXBY HS	267	0	0.0%
	BOOKER T. WASHINGTON HS	162	0	0.0%
	BROKEN ARROW HS	530	0	0.0%
	CENTRAL HS	49	0	0.0%
	CHARLES PAGE HS	158	0	0.0%
	COLLINSVILLE HS	94	0	0.0%
	DANIEL WEBSTER HS	30	0	0.0%
	DOVE SCIENCE ACADEMY TULSA HS	28	0	0.0%
	EAST CENTRAL HS	63	0	0.0%
	GLENPOOL HS	78	0	0.0%
	JENKS HS	457	0	0.0%
	LIBERTY HS	6	0	0.0%
	MCLAIN HS FOR SCIENCE AND TECH	17	0	0.0%
	MEMORIAL HS	72	0	0.0%
	NATHAN HALE HS	53	0	0.0%
	OWASSO HS	301	0	0.0%
	SKIATOOK HS	60	0	0.0%
	SPERRY HS	37	0	0.0%
	THOMAS EDISON PREPARATORY HS	138	0	0.0%
	TRAICE	41	0	0.0%
	TULSA MET HS	4	.	.
	TULSA SCHL ARTS SCIENCES HS	26	0	0.0%
UNION HS	537	0	0.0%	
WILL ROGERS COLLEGE HS	92	0	0.0%	
WAGONER	COWETA HS	77	0	0.0%
	OKAY HS	18	0	0.0%
	PORTER CONSOLIDATED HS	14	0	0.0%
	WAGONER HS	65	0	0.0%
WASHINGTON	BARTLESVILLE HS	116	0	0.0%
	CANEY VALLEY HS	13	0	0.0%

	COPAN HS	10	0	0.0%
	DEWEY HS	30	0	0.0%
WASHITA	BLANCHE THOMAS HS	11	0	0.0%
	BURNS FLAT-DILL CITY HS	17	0	0.0%
	CANUTE HS	12	0	0.0%
	CORDELL HS	20	0	0.0%
WOODS	ALVA HS	29	0	0.0%
	FREEDOM HS	3	.	.
	WAYNOKA HS	11	0	0.0%
WOODWARD	FORT SUPPLY HS	3	.	.
	MOORELAND HS	15	0	0.0%
	SHARON-MUTUAL HS	3	.	.
	WOODWARD HS	65	0	0.0%
Grand Total		17163	0	0.0%

* For high schools with five or fewer students, the freshman headcount has been

Legends for Higher Education
 Developmental Education in 2020–21
 as Fall 2020 College Freshmen in Public Higher Education

English Developmental Student Count	Percent English	Math Developmental Student Count	Percent Math	Reading Developmental Student Count	Percent Reading	Total Developmental Students
.
12	26.7%	11	24.4%	0	0.0%	17
.
1	4.2%	5	20.8%	0	0.0%	5
.
0	0.0%	0	0.0%	1	8.3%	1
0	0.0%	1	16.7%	0	0.0%	1
2	6.9%	8	27.6%	1	3.4%	11
.
1	16.7%	3	50.0%	0	0.0%	3
1	5.3%	6	31.6%	0	0.0%	7
0	0.0%	2	22.2%	1	11.1%	3
.
.
.
15	22.1%	23	33.8%	13	19.1%	23
.
0	0.0%	2	10.5%	1	5.3%	3
1	4.8%	3	14.3%	1	4.8%	3
1	14.3%	0	0.0%	0	0.0%	1
3	27.3%	1	9.1%	2	18.2%	6
0	0.0%	1	14.3%	0	0.0%	1
1	5.6%	4	22.2%	0	0.0%	4
0	0.0%	2	28.6%	0	0.0%	2
0	0.0%	1	10.0%	1	10.0%	2
0	0.0%	2	20.0%	0	0.0%	2
0	0.0%	1	7.7%	0	0.0%	1
.
4	4.4%	7	7.8%	1	1.1%	9
0	0.0%	2	25.0%	0	0.0%	2
2	10.5%	7	36.8%	0	0.0%	7
3	8.3%	3	8.3%	0	0.0%	5
3	17.6%	4	23.5%	1	5.9%	5
3	42.9%	3	42.9%	0	0.0%	5
3	17.6%	4	23.5%	2	11.8%	4
.
0	0.0%	2	28.6%	0	0.0%	2
2	18.2%	1	9.1%	2	18.2%	3
.
2	11.8%	3	17.6%	0	0.0%	3
4	30.8%	4	30.8%	0	0.0%	4
2	22.2%	2	22.2%	0	0.0%	2

0	0.0%	5	41.7%	0	0.0%	5
20	28.2%	18	25.4%	8	11.3%	26
16	6.0%	25	9.4%	7	2.6%	37
1	0.9%	17	14.5%	1	0.9%	18
3	27.3%	4	36.4%	0	0.0%	4
36	14.2%	49	19.3%	2	0.8%	66
16	25.0%	25	39.1%	17	26.6%	25
2	6.9%	1	3.4%	0	0.0%	2
0	0.0%	0	0.0%	0	0.0%	0
0	0.0%	2	25.0%	0	0.0%	2
0	0.0%	4	12.5%	1	3.1%	4
0	0.0%	2	3.7%	0	0.0%	2
.
0	0.0%	1	7.1%	0	0.0%	1
1	6.3%	5	31.3%	1	6.3%	5
0	0.0%	4	26.7%	0	0.0%	4
12	11.9%	18	17.8%	4	4.0%	27
.
0	0.0%	2	20.0%	0	0.0%	2
9	37.5%	8	33.3%	4	16.7%	12
0	0.0%	2	25.0%	0	0.0%	2
1	8.3%	4	33.3%	1	8.3%	4
.
5	17.2%	2	6.9%	0	0.0%	6
0	0.0%	1	11.1%	0	0.0%	1
13	5.6%	44	18.9%	5	2.1%	58
6	10.5%	23	40.4%	7	12.3%	24
10	4.7%	31	14.6%	3	1.4%	35
1	0.4%	18	7.9%	3	1.3%	20
5	3.8%	25	18.8%	2	1.5%	28
12	4.8%	35	14.0%	3	1.2%	41
1	5.0%	1	5.0%	2	10.0%	2
0	0.0%	3	33.3%	0	0.0%	3
2	4.3%	9	19.6%	2	4.3%	9
1	10.0%	1	10.0%	0	0.0%	1
5	6.2%	10	12.3%	8	9.9%	13
9	11.7%	13	16.9%	4	5.2%	17
1	12.5%	2	25.0%	0	0.0%	2
.
0	0.0%	3	42.9%	0	0.0%	3
6	6.9%	15	17.2%	6	6.9%	18
7	8.0%	19	21.8%	5	5.7%	22
.
0	0.0%	0	0.0%	0	0.0%	0
.
0	0.0%	0	0.0%	0	0.0%	0
0	0.0%	1	16.7%	0	0.0%	1
6	27.3%	7	31.8%	6	27.3%	13
10	23.3%	16	37.2%	10	23.3%	16
4	44.4%	6	66.7%	0	0.0%	6
6	12.5%	16	33.3%	8	16.7%	18
1	6.7%	2	13.3%	1	6.7%	4

11	52.4%	14	66.7%	9	42.9%	14
4	21.1%	7	36.8%	2	10.5%	9
3	15.0%	3	15.0%	2	10.0%	6
14	26.9%	16	30.8%	16	30.8%	19
0	0.0%	0	0.0%	0	0.0%	0
.
18	17.8%	13	12.9%	21	20.8%	29
0	0.0%	4	36.4%	0	0.0%	4
17	22.1%	28	36.4%	5	6.5%	30
0	0.0%	0	0.0%	1	9.1%	1
8	10.7%	12	16.0%	4	5.3%	15
0	0.0%	5	45.5%	0	0.0%	5
0	0.0%	11	20.4%	1	1.9%	12
10	23.8%	15	35.7%	16	38.1%	25
1	3.8%	6	23.1%	4	15.4%	11
16	76.2%	19	90.5%	16	76.2%	19
.
.
0	0.0%	0	0.0%	0	0.0%	0
4	57.1%	5	71.4%	0	0.0%	5
.
2	10.5%	3	15.8%	2	10.5%	3
2	4.1%	1	2.0%	3	6.1%	4
.
0	0.0%	0	0.0%	1	11.1%	1
19	13.8%	18	13.0%	34	24.6%	46
0	0.0%	0	0.0%	0	0.0%	0
0	0.0%	0	0.0%	0	0.0%	0
0	0.0%	0	0.0%	1	14.3%	1
0	0.0%	0	0.0%	2	13.3%	2
1	4.3%	4	17.4%	1	4.3%	5
0	0.0%	1	14.3%	0	0.0%	1
2	22.2%	2	22.2%	1	11.1%	3
5	9.8%	10	19.6%	2	3.9%	12
2	16.7%	2	16.7%	0	0.0%	4
.
21	50.0%	26	61.9%	17	40.5%	27
.
0	0.0%	2	11.8%	0	0.0%	2
3	12.5%	6	25.0%	1	4.2%	6
3	5.7%	3	5.7%	2	3.8%	7
4	18.2%	8	36.4%	1	4.5%	10
.
1	7.1%	4	28.6%	0	0.0%	4
0	0.0%	4	8.7%	0	0.0%	4
.
3	50.0%	3	50.0%	0	0.0%	3
0	0.0%	0	0.0%	2	22.2%	2
0	0.0%	0	0.0%	0	0.0%	0
.
1	4.2%	5	20.8%	2	8.3%	5

10	47.6%	14	66.7%	10	47.6%	14
.
0	0.0%	2	12.5%	0	0.0%	2
5	38.5%	1	7.7%	0	0.0%	6
4	57.1%	1	14.3%	0	0.0%	4
.
10	26.3%	10	26.3%	2	5.3%	16
0	0.0%	3	42.9%	0	0.0%	3
0	0.0%	4	20.0%	0	0.0%	4
2	33.3%	0	0.0%	0	0.0%	2
1	14.3%	3	42.9%	0	0.0%	3
13	14.4%	27	30.0%	13	14.4%	31
1	14.3%	3	42.9%	1	14.3%	3
24	68.6%	29	82.9%	24	68.6%	29
1	6.3%	7	43.8%	1	6.3%	7
.
1	7.1%	3	21.4%	1	7.1%	4
.
5	45.5%	4	36.4%	0	0.0%	5
.
.
.
1	6.7%	1	6.7%	0	0.0%	2
0	0.0%	2	25.0%	1	12.5%	2
2	9.5%	3	14.3%	3	14.3%	6
0	0.0%	4	16.7%	7	29.2%	11
12	11.4%	8	7.6%	21	20.0%	28
0	0.0%	0	0.0%	2	15.4%	2
2	9.1%	2	9.1%	0	0.0%	2
.
9	32.1%	10	35.7%	12	42.9%	13
23	31.5%	27	37.0%	13	17.8%	33
0	0.0%	0	0.0%	0	0.0%	0
5	33.3%	5	33.3%	0	0.0%	7
1	5.6%	4	22.2%	0	0.0%	4
.
0	0.0%	1	16.7%	1	16.7%	2
1	10.0%	4	40.0%	0	0.0%	5
.
.
14	40.0%	11	31.4%	0	0.0%	16
3	42.9%	0	0.0%	0	0.0%	3
.
2	25.0%	3	37.5%	0	0.0%	4
10	43.5%	7	30.4%	0	0.0%	11
9	60.0%	6	40.0%	0	0.0%	9
5	71.4%	3	42.9%	0	0.0%	5
9	42.9%	2	9.5%	0	0.0%	9
7	35.0%	5	25.0%	0	0.0%	7
11	24.4%	10	22.2%	0	0.0%	16
14	50.0%	13	46.4%	1	3.6%	18
6	33.3%	4	22.2%	0	0.0%	8

.
4	44.4%	4	44.4%	0	0.0%	4
0	0.0%	0	0.0%	0	0.0%	0
.
3	10.0%	1	3.3%	0	0.0%	3
0	0.0%	0	0.0%	1	16.7%	1
0	0.0%	4	18.2%	0	0.0%	4
2	5.4%	10	27.0%	1	2.7%	11
2	10.0%	2	10.0%	0	0.0%	4
1	7.1%	2	14.3%	0	0.0%	3
.
0	0.0%	0	0.0%	1	11.1%	1
5	8.5%	6	10.2%	1	1.7%	10
0	0.0%	0	0.0%	0	0.0%	0
0	0.0%	1	4.2%	3	12.5%	4
.
0	0.0%	1	11.1%	0	0.0%	1
.
.
0	0.0%	1	4.8%	0	0.0%	1
1	8.3%	1	8.3%	3	25.0%	3
1	2.6%	4	10.3%	0	0.0%	5
2	4.7%	12	27.9%	4	9.3%	12
0	0.0%	5	16.7%	4	13.3%	5
1	6.7%	2	13.3%	2	13.3%	3
14	35.0%	21	52.5%	8	20.0%	23
2	3.0%	9	13.4%	5	7.5%	11
0	0.0%	2	16.7%	1	8.3%	3
0	0.0%	14	25.0%	0	0.0%	14
2	14.3%	4	28.6%	0	0.0%	4
8	13.6%	10	16.9%	1	1.7%	13
4	10.0%	7	17.5%	2	5.0%	9
0	0.0%	8	24.2%	1	3.0%	9
3	23.1%	2	15.4%	1	7.7%	4
.
9	15.8%	19	33.3%	0	0.0%	24
.
4	28.6%	8	57.1%	0	0.0%	8
14	33.3%	10	23.8%	1	2.4%	19
.
1	5.0%	2	10.0%	0	0.0%	3
4	33.3%	4	33.3%	0	0.0%	4
3	9.4%	5	15.6%	0	0.0%	5
3	10.3%	6	20.7%	0	0.0%	6
.
1	3.4%	6	20.7%	1	3.4%	6
3	6.4%	14	29.8%	3	6.4%	17
.
6	9.5%	16	25.4%	0	0.0%	16
2	11.8%	1	5.9%	1	5.9%	3
2	3.9%	8	15.7%	1	2.0%	10
36	28.3%	44	34.6%	3	2.4%	54

.
2	7.7%	3	11.5%	2	7.7%	7
5	50.0%	5	50.0%	0	0.0%	5
2	12.5%	2	12.5%	0	0.0%	2
0	0.0%	1	16.7%	0	0.0%	1
0	0.0%	0	0.0%	1	16.7%	1
0	0.0%	1	6.3%	1	6.3%	2
1	3.3%	2	6.7%	2	6.7%	5
.
.
.
.
.
1	8.3%	2	16.7%	0	0.0%	3
.
0	0.0%	4	26.7%	1	6.7%	4
4	10.8%	9	24.3%	0	0.0%	10
0	0.0%	8	15.1%	3	5.7%	11
3	8.1%	5	13.5%	0	0.0%	5
60	34.3%	66	37.7%	34	19.4%	78
35	16.9%	43	20.8%	3	1.4%	58
2	2.3%	12	13.8%	1	1.1%	12
2	7.4%	8	29.6%	0	0.0%	8
10	4.3%	35	15.1%	6	2.6%	41
27	20.3%	34	25.6%	5	3.8%	49
1	3.8%	7	26.9%	0	0.0%	8
2	5.1%	8	20.5%	0	0.0%	8
3	12.5%	1	4.2%	0	0.0%	3
19	15.2%	33	26.4%	1	0.8%	37
26	22.2%	29	24.8%	29	24.8%	43
55	15.8%	105	30.1%	29	8.3%	121
1	1.9%	11	21.2%	0	0.0%	11
1	2.6%	5	13.2%	0	0.0%	6
4	8.9%	8	17.8%	1	2.2%	9
3	25.0%	5	41.7%	0	0.0%	6
16	32.0%	20	40.0%	11	22.0%	22
7	14.6%	10	20.8%	3	6.3%	13
4	21.1%	4	21.1%	0	0.0%	6
23	8.9%	44	17.0%	10	3.9%	55
47	29.0%	60	37.0%	0	0.0%	70
9	31.0%	10	34.5%	3	10.3%	13
8	2.5%	31	9.8%	4	1.3%	40
13	17.6%	23	31.1%	3	4.1%	24
6	11.5%	5	9.6%	1	1.9%	11

1	3.2%	9	29.0%	5	16.1%	10
.
22	17.2%	29	22.7%	1	0.8%	36
20	13.6%	34	23.1%	10	6.8%	38
21	18.8%	33	29.5%	2	1.8%	41
28	10.0%	59	21.1%	12	4.3%	63
0	0.0%	0	0.0%	0	0.0%	0
11	12.0%	19	20.7%	3	3.3%	27
6	7.8%	17	22.1%	1	1.3%	20
5	17.9%	7	25.0%	0	0.0%	11
4	4.3%	15	16.3%	2	2.2%	16
2	4.3%	7	15.2%	0	0.0%	7
0	0.0%	2	8.0%	0	0.0%	2
1	10.0%	2	20.0%	0	0.0%	2
2	9.5%	3	14.3%	0	0.0%	3
4	13.8%	8	27.6%	2	6.9%	9
8	25.8%	9	29.0%	1	3.2%	13
0	0.0%	2	9.5%	0	0.0%	2
.
.
2	15.4%	4	30.8%	1	7.7%	5
47	83.9%	38	67.9%	43	76.8%	50
2	11.1%	3	16.7%	3	16.7%	5
.
.
0	0.0%	1	12.5%	1	12.5%	2
4	57.1%	5	71.4%	4	57.1%	5
3	21.4%	4	28.6%	0	0.0%	4
0	0.0%	3	23.1%	4	30.8%	7
0	0.0%	0	0.0%	0	0.0%	0
10	16.1%	17	27.4%	9	14.5%	23
0	0.0%	2	28.6%	0	0.0%	2
11	52.4%	10	47.6%	9	42.9%	13
5	13.5%	6	16.2%	6	16.2%	8
0	0.0%	4	40.0%	0	0.0%	4
3	8.6%	6	17.1%	3	8.6%	10
.
0	0.0%	5	11.9%	3	7.1%	7
1	12.5%	0	0.0%	2	25.0%	2
4	2.2%	11	6.1%	11	6.1%	22
0	0.0%	0	0.0%	0	0.0%	0
6	35.3%	10	58.8%	1	5.9%	11
1	16.7%	1	16.7%	0	0.0%	2
.
12	60.0%	10	50.0%	0	0.0%	14
1	12.5%	4	50.0%	0	0.0%	4
3	30.0%	2	20.0%	0	0.0%	3
12	16.2%	13	17.6%	5	6.8%	22
.

6	54.5%	7	63.6%	1	9.1%	7
4	30.8%	2	15.4%	0	0.0%	4
4	6.0%	19	28.4%	2	3.0%	20
1	4.8%	1	4.8%	1	4.8%	2
3	8.8%	9	26.5%	6	17.6%	11
4	17.4%	5	21.7%	2	8.7%	7
1	8.3%	4	33.3%	2	16.7%	4
0	0.0%	1	7.7%	0	0.0%	1
.
0	0.0%	2	20.0%	0	0.0%	2
0	0.0%	2	7.4%	0	0.0%	2
1	6.7%	0	0.0%	1	6.7%	2
.
.
.
4	11.8%	10	29.4%	0	0.0%	12
15	16.1%	13	14.0%	0	0.0%	22
0	0.0%	5	11.1%	2	4.4%	7
.
1	6.3%	2	12.5%	0	0.0%	2
4	30.8%	5	38.5%	0	0.0%	8
.
3	33.3%	2	22.2%	0	0.0%	4
8	57.1%	9	64.3%	8	57.1%	9
.
2	20.0%	3	30.0%	0	0.0%	3
.
.
4	10.5%	14	36.8%	8	21.1%	16
2	12.5%	3	18.8%	2	12.5%	7
0	0.0%	12	11.5%	6	5.8%	14
0	0.0%	0	0.0%	0	0.0%	0
9	23.7%	13	34.2%	12	31.6%	16
1	2.3%	4	9.3%	4	9.3%	5
2	7.1%	2	7.1%	2	7.1%	6
1	1.8%	5	8.9%	5	8.9%	8
.
.
0	0.0%	3	33.3%	0	0.0%	3
2	28.6%	3	42.9%	0	0.0%	5
.
3	7.7%	2	5.1%	1	2.6%	5
0	0.0%	0	0.0%	0	0.0%	0
1	16.7%	0	0.0%	0	0.0%	1
1	9.1%	2	18.2%	1	9.1%	2
7	50.0%	5	35.7%	0	0.0%	7
6	60.0%	6	60.0%	0	0.0%	6
4	26.7%	4	26.7%	0	0.0%	5
5	16.1%	5	16.1%	0	0.0%	8
10	47.6%	8	38.1%	0	0.0%	12
3	10.3%	3	10.3%	0	0.0%	4
13	40.6%	14	43.8%	0	0.0%	21

1	6.7%	2	13.3%	0	0.0%	2
0	0.0%	2	14.3%	0	0.0%	2
0	0.0%	4	17.4%	0	0.0%	4
3	3.6%	15	17.9%	6	7.1%	17
0	0.0%	1	14.3%	0	0.0%	1
4	9.1%	8	18.2%	6	13.6%	10
0	0.0%	4	30.8%	0	0.0%	4
0	0.0%	0	0.0%	0	0.0%	0
4	12.1%	7	21.2%	0	0.0%	7
.
1	8.3%	1	8.3%	0	0.0%	1
0	0.0%	2	25.0%	0	0.0%	2
.
.
1	6.7%	4	26.7%	0	0.0%	5
12	80.0%	13	86.7%	13	86.7%	13
2	13.3%	12	80.0%	3	20.0%	12
3	6.1%	10	20.4%	7	14.3%	12
27	10.1%	60	22.5%	60	22.5%	75
5	3.1%	23	14.2%	14	8.6%	30
53	10.0%	114	21.5%	119	22.5%	166
20	40.8%	23	46.9%	23	46.9%	29
10	6.3%	24	15.2%	15	9.5%	31
13	13.8%	24	25.5%	23	24.5%	34
4	13.3%	8	26.7%	2	6.7%	9
3	10.7%	4	14.3%	0	0.0%	6
8	12.7%	23	36.5%	19	30.2%	27
3	3.8%	10	12.8%	7	9.0%	15
33	7.2%	81	17.7%	53	11.6%	115
1	16.7%	1	16.7%	0	0.0%	2
1	5.9%	4	23.5%	5	29.4%	7
7	9.7%	29	40.3%	25	34.7%	34
8	15.1%	16	30.2%	18	34.0%	25
17	5.6%	40	13.3%	25	8.3%	64
5	8.3%	12	20.0%	7	11.7%	18
6	16.2%	7	18.9%	3	8.1%	9
13	9.4%	32	23.2%	24	17.4%	45
15	36.6%	21	51.2%	20	48.8%	23
.
2	7.7%	2	7.7%	2	7.7%	3
56	10.4%	134	25.0%	136	25.3%	186
25	27.2%	32	34.8%	37	40.2%	46
6	7.8%	9	11.7%	5	6.5%	15
10	55.6%	10	55.6%	9	50.0%	10
0	0.0%	4	28.6%	0	0.0%	4
5	7.7%	9	13.8%	5	7.7%	12
5	4.3%	19	16.4%	9	7.8%	22
0	0.0%	5	38.5%	2	15.4%	6

4	40.0%	4	40.0%	4	40.0%	4
2	6.7%	7	23.3%	2	6.7%	7
0	0.0%	2	18.2%	0	0.0%	2
6	35.3%	7	41.2%	6	35.3%	8
5	41.7%	4	33.3%	4	33.3%	5
6	30.0%	9	45.0%	5	25.0%	9
0	0.0%	6	20.7%	0	0.0%	6
.
0	0.0%	0	0.0%	0	0.0%	0
.
2	13.3%	2	13.3%	1	6.7%	2
.
9	13.8%	20	30.8%	14	21.5%	27
2060	12.0%	3607	21.0%	1581	9.2%	4651

entered, but no additional information has been provided in order to protect student privacy.

**Percent
Total**

.

37.8%

.

20.8%

.

8.3%

16.7%

37.9%

.

50.0%

36.8%

33.3%

.

.

.

33.8%

.

15.8%

14.3%

14.3%

54.5%

14.3%

22.2%

28.6%

20.0%

20.0%

7.7%

.

10.0%

25.0%

36.8%

13.9%

29.4%

71.4%

23.5%

.

28.6%

27.3%

.

17.6%

30.8%

22.2%

41.7%
36.6%
13.9%
15.4%
36.4%
26.0%
39.1%
6.9%
0.0%
25.0%
12.5%
3.7%
.
7.1%
31.3%
26.7%
26.7%
.
20.0%
50.0%
25.0%
33.3%
.
20.7%
11.1%
24.9%
42.1%
16.4%
8.8%
21.1%
16.4%
10.0%
33.3%
19.6%
10.0%
16.0%
22.1%
25.0%
.
42.9%
20.7%
25.3%
.
0.0%
.
0.0%
16.7%
59.1%
37.2%
66.7%
37.5%
26.7%

66.7%
47.4%
30.0%
36.5%
0.0%
.
28.7%
36.4%
39.0%
9.1%
20.0%
45.5%
22.2%
59.5%
42.3%
90.5%
.
.
0.0%
71.4%
.
15.8%
8.2%
.
11.1%
33.3%
0.0%
0.0%
14.3%
13.3%
21.7%
14.3%
33.3%
23.5%
33.3%
.
64.3%
.
11.8%
25.0%
13.2%
45.5%
.
28.6%
8.7%
.
50.0%
22.2%
0.0%
.
20.8%

66.7%
.
12.5%
46.2%
57.1%
.
42.1%
42.9%
20.0%
33.3%
42.9%
34.4%
42.9%
82.9%
43.8%
.
28.6%
.
45.5%
.
.
.
13.3%
25.0%
28.6%
45.8%
26.7%
15.4%
9.1%
.
46.4%
45.2%
0.0%
46.7%
22.2%
.
33.3%
50.0%
.
.
45.7%
42.9%
.
50.0%
47.8%
60.0%
71.4%
42.9%
35.0%
35.6%
64.3%
44.4%

.
44.4%
0.0%
.
10.0%
16.7%
18.2%
29.7%
20.0%
21.4%
.
11.1%
16.9%
0.0%
16.7%
.
11.1%
.
.
4.8%
25.0%
12.8%
27.9%
16.7%
20.0%
57.5%
16.4%
25.0%
25.0%
28.6%
22.0%
22.5%
27.3%
30.8%
.
42.1%
.
57.1%
45.2%
.
15.0%
33.3%
15.6%
20.7%
.
20.7%
36.2%
.
25.4%
17.6%
19.6%
42.5%

.
26.9%
50.0%
12.5%
16.7%
16.7%
12.5%
16.7%
.
.
.
.
.
25.0%
.
26.7%
27.0%
20.8%
13.5%
44.6%
28.0%
13.8%
29.6%
17.7%
36.8%
30.8%
20.5%
12.5%
29.6%
36.8%
34.7%
21.2%
15.8%
20.0%
50.0%
44.0%
27.1%
31.6%
21.2%
43.2%
44.8%
12.7%
32.4%
21.2%

32.3%
.
28.1%
25.9%
36.6%
22.5%
0.0%
29.3%
26.0%
39.3%
17.4%
15.2%
8.0%
20.0%
14.3%
31.0%
41.9%
9.5%
.
.
38.5%
89.3%
27.8%
.
.
25.0%
71.4%
28.6%
53.8%
0.0%
37.1%
28.6%
61.9%
21.6%
40.0%
28.6%
.
16.7%
25.0%
12.3%
0.0%
64.7%
33.3%
.
70.0%
50.0%
30.0%
29.7%
.

63.6%
30.8%
29.9%
9.5%
32.4%
30.4%
33.3%
7.7%
.
20.0%
7.4%
13.3%
.
.
.
35.3%
23.7%
15.6%
.
12.5%
61.5%
.
44.4%
64.3%
.
30.0%
.
.
42.1%
43.8%
13.5%
0.0%
42.1%
11.6%
21.4%
14.3%
.
.
33.3%
71.4%
.
12.8%
0.0%
16.7%
18.2%
50.0%
60.0%
33.3%
25.8%
57.1%
13.8%
65.6%

13.3%
14.3%
17.4%
20.2%
14.3%
22.7%
30.8%
0.0%
21.2%
.
8.3%
25.0%
.
.
33.3%
86.7%
80.0%
24.5%
28.1%
18.5%
31.3%
59.2%
19.6%
36.2%
30.0%
21.4%
42.9%
19.2%
25.2%
33.3%
41.2%
47.2%
47.2%
21.3%
30.0%
24.3%
32.6%
56.1%
.
11.5%
34.6%
50.0%
19.5%
55.6%
28.6%
18.5%
19.0%
46.2%

40.0%
23.3%
18.2%
47.1%
41.7%
45.0%
20.7%
.
0.0%
.
13.3%
.
41.5%
27.1%

Oklahoma State Regents for Higher Education
 Participation in Developmental Education
 2020 Oklahoma Public High School Graduates as Fall 2020 College Freshmen

District Name	Fall First-Time Degree Seeking Freshman Count	Science Developmental Student Count	Percent Science	English Developmental Student Count	Percent English
ACHILLE	7	0	0.0%	0	0.0%
ADA	67	0	0.0%	4	6.0%
ADAIR	30	0	0.0%	0	0.0%
AFTON	14	0	0.0%	3	21.4%
AGRA	6	0	0.0%	0	0.0%
ALEX	3
ALINE-CLEO	2
ALLEN	21	0	0.0%	1	4.8%
ALTUS	90	0	0.0%	13	14.4%
ALVA	29	0	0.0%	0	0.0%
AMBER-POCASSET	17	0	0.0%	0	0.0%
ANADARKO	36	0	0.0%	3	8.3%
ANTLERS	16	0	0.0%	1	6.3%
ARAPAHO-BUTLER	11	0	0.0%	0	0.0%
ARDMORE	64	0	0.0%	16	25.0%
ARKOMA	7	0	0.0%	3	42.9%
ARNETT	7	0	0.0%	4	57.1%
ASHER	10	0	0.0%	0	0.0%
ASTEC CHARTERS	37	0	0.0%	4	10.8%
ATOKA	29	0	0.0%	2	6.9%
BALKO	9	0	0.0%	0	0.0%
BARNSDALL	13	0	0.0%	2	15.4%
BARTLESVILLE	116	0	0.0%	5	4.3%
BATTIEST	5
BEAVER	3
BEGGS	25	0	0.0%	0	0.0%
BENNINGTON	10	0	0.0%	0	0.0%
BERRYHILL	49	0	0.0%	3	6.1%
BETHANY	53	0	0.0%	0	0.0%
BETHEL	27	0	0.0%	0	0.0%
BIG PASTURE	8	0	0.0%	0	0.0%
BINGER-ONEY	7	0	0.0%	3	42.9%
BIXBY	267	0	0.0%	27	10.1%
BLACKWELL	21	0	0.0%	2	9.5%
BLAIR	7	0	0.0%	1	14.3%
BLANCHARD	56	0	0.0%	0	0.0%
BLUEJACKET	6	0	0.0%	0	0.0%
BOISE CITY	12	0	0.0%	1	8.3%
BOKOSHE	5
BOONE-APACHE	17	0	0.0%	3	17.6%
BOSWELL	5

BOWLEGS	4
BRAGGS	4
BRAY-DOYLE	15	0	0.0%	1	6.7%
BRIDGE CREEK	24	0	0.0%	3	12.5%
BRISTOW	48	0	0.0%	6	12.5%
BROKEN ARROW	530	0	0.0%	53	10.0%
BROKEN BOW	57	0	0.0%	9	15.8%
BUFFALO	5
BUFFALO VALLEY	3
BURLINGTON	5
BURNS FLAT-DILL CITY	17	0	0.0%	6	35.3%
BUTNER	4
BYNG	34	0	0.0%	3	8.8%
CACHE	46	0	0.0%	2	4.3%
CADDO	10	0	0.0%	0	0.0%
CALERA	13	0	0.0%	0	0.0%
CALUMET	12	0	0.0%	0	0.0%
CALVIN	7	0	0.0%	0	0.0%
CAMERON	8	0	0.0%	2	25.0%
CANADIAN	17	0	0.0%	6	35.3%
CANEY	4
CANEY VALLEY	13	0	0.0%	0	0.0%
CANTON	7	0	0.0%	1	14.3%
CANUTE	12	0	0.0%	5	41.7%
CARNEGIE	17	0	0.0%	3	17.6%
CARNEY	2
CASHION	22	0	0.0%	2	9.1%
CATOOSA	38	0	0.0%	4	10.5%
CAVE SPRINGS	4
CEMENT	3
CENTRAL	14	0	0.0%	7	50.0%
CENTRAL HIGH	14	0	0.0%	0	0.0%
CHANDLER	30	0	0.0%	3	10.0%
CHATTANOOGA	10	0	0.0%	1	10.0%
CHECOTAH	32	0	0.0%	3	9.4%
CHELSEA	16	0	0.0%	2	12.5%
CHEROKEE	12	0	0.0%	0	0.0%
CHEYENNE	14	0	0.0%	8	57.1%
CHICKASHA	53	0	0.0%	3	5.7%
CHISHOLM	49	0	0.0%	2	4.1%
CHOCTAW-NICOMA PARK	207	0	0.0%	35	16.9%
CHOUTEAU-MAZIE	15	0	0.0%	1	6.7%
CIMARRON	3
CLAREMORE	104	0	0.0%	0	0.0%
CLAYTON	13	0	0.0%	4	30.8%
CLEVELAND	37	0	0.0%	5	13.5%
CLINTON	77	0	0.0%	17	22.1%
COALGATE	20	0	0.0%	1	5.0%
COLBERT	3
COLCORD	11	0	0.0%	0	0.0%
COLEMAN	2
COLLINSVILLE	94	0	0.0%	13	13.8%

COMANCHE	23	0	0.0%	0	0.0%
COMMERCE	13	0	0.0%	0	0.0%
COPAN	10	0	0.0%	4	40.0%
CORDELL	20	0	0.0%	6	30.0%
COVINGTON-DOUGLAS	2
COWETA	77	0	0.0%	6	7.8%
COYLE	5
CRESCENT	9	0	0.0%	0	0.0%
CROOKED OAK	27	0	0.0%	2	7.4%
CROWDER	6	0	0.0%	1	16.7%
CUSHING	35	0	0.0%	3	8.6%
CYRIL	7	0	0.0%	0	0.0%
DALE	15	0	0.0%	1	6.7%
DAVENPORT	6	0	0.0%	0	0.0%
DAVIS	29	0	0.0%	1	3.4%
DEER CREEK	232	0	0.0%	10	4.3%
DEER CREEK-LAMONT	6	0	0.0%	3	50.0%
DEPEW	15	0	0.0%	1	6.7%
DEWAR	10	0	0.0%	1	10.0%
DEWEY	30	0	0.0%	2	6.7%
DIBBLE	14	0	0.0%	2	14.3%
DICKSON	29	0	0.0%	2	6.9%
DOVE SCHOOLS OF TULSA	28	0	0.0%	3	10.7%
DOVER	3
DRUMMOND	9	0	0.0%	0	0.0%
DRUMRIGHT	21	0	0.0%	11	52.4%
DUKE	35	0	0.0%	24	68.6%
DUNCAN	84	0	0.0%	3	3.6%
DURANT	90	0	0.0%	4	4.4%
EAGLETOWN	4
EARLSBORO	3
EDMOND	855	0	0.0%	59	6.9%
EL RENO	71	0	0.0%	20	28.2%
ELGIN	77	0	0.0%	9	11.7%
ELK CITY	68	0	0.0%	15	22.1%
ELMORE CITY-PERNELL	12	0	0.0%	2	16.7%
EMPIRE	7	0	0.0%	0	0.0%
ENID	138	0	0.0%	19	13.8%
EPIC BLENDED LEARNING CHARTER	242	0	0.0%	45	18.6%
EPIC ONE ON ONE CHARTER SCHOOL	349	0	0.0%	55	15.8%
ERICK	3
EUFULA	29	0	0.0%	3	10.3%
FAIRLAND	14	0	0.0%	0	0.0%
FAIRVIEW	21	0	0.0%	0	0.0%
FARGO	3
FLETCHER	8	0	0.0%	1	12.5%
FORGAN	4
FORT COBB-BROXTON	11	0	0.0%	2	18.2%
FORT GIBSON	63	0	0.0%	6	9.5%
FORT SUPPLY	3
FORT TOWSON	10	0	0.0%	0	0.0%
FOX	7	0	0.0%	0	0.0%

FOYIL	6	0	0.0%	0	0.0%
FREDERICK	15	0	0.0%	1	6.7%
FREEDOM	3
FRONTIER	6	0	0.0%	0	0.0%
GANS	10	0	0.0%	6	60.0%
GARBER	9	0	0.0%	0	0.0%
GEARY	11	0	0.0%	3	27.3%
GERONIMO	3
GLENCOE	4
GLENPOOL	78	0	0.0%	3	3.8%
GOODWELL	6	0	0.0%	0	0.0%
GORE	15	0	0.0%	4	26.7%
GRACEMONT	3
GRAHAM-DUSTIN	1
GRANDFIELD	15	0	0.0%	12	80.0%
GRANITE	3
GROVE	54	0	0.0%	0	0.0%
GUTHRIE	59	0	0.0%	5	8.5%
GUYMON	33	0	0.0%	4	12.1%
HAILLEYVILLE	4
HAMMON	2
HARDESTY	2
HARRAH	45	0	0.0%	4	8.9%
HARTSHORNE	20	0	0.0%	12	60.0%
HASKELL	17	0	0.0%	2	11.8%
HAWORTH	14	0	0.0%	4	28.6%
HEALDTON	8	0	0.0%	0	0.0%
HEAVENER	23	0	0.0%	10	43.5%
HENNESSEY	28	0	0.0%	9	32.1%
HENRYETTA	21	0	0.0%	2	9.5%
HILLDALE	51	0	0.0%	2	3.9%
HINTON	17	0	0.0%	2	11.8%
HOBART	18	0	0.0%	1	5.6%
HOLDENVILLE	20	0	0.0%	0	0.0%
HOLLIS	21	0	0.0%	10	47.6%
HOMINY	56	0	0.0%	47	83.9%
HOOKER	12	0	0.0%	1	8.3%
HOWE	15	0	0.0%	9	60.0%
HUGO	24	0	0.0%	9	37.5%
HULBERT	16	0	0.0%	1	6.3%
HYDRO-EAKLY	13	0	0.0%	4	30.8%
IDABEL	42	0	0.0%	14	33.3%
INDIAHOMA	7	0	0.0%	0	0.0%
INDIANOLA	8	0	0.0%	1	12.5%
INOLA	38	0	0.0%	9	23.7%
INSIGHT SCHOOL OF OKLAHOMA	12	0	0.0%	3	25.0%
JAY	42	0	0.0%	10	23.8%
JENKS	457	0	0.0%	33	7.2%
JONES	48	0	0.0%	7	14.6%
KANSAS	26	0	0.0%	1	3.8%
KELLYVILLE	19	0	0.0%	4	21.1%
KEOTA	13	0	0.0%	5	38.5%

KETCHUM	22	0	0.0%	6	27.3%
KEYS	15	0	0.0%	0	0.0%
KIEFER	20	0	0.0%	3	15.0%
KINGFISHER	73	0	0.0%	23	31.5%
KINGSTON	39	0	0.0%	1	2.6%
KINTA	7	0	0.0%	4	57.1%
KIOWA	10	0	0.0%	3	30.0%
KONAWA	9	0	0.0%	0	0.0%
KREMLIN-HILLSDALE	7	0	0.0%	0	0.0%
LATTA	23	0	0.0%	4	17.4%
LAVERNE	16	0	0.0%	0	0.0%
LAWTON	255	0	0.0%	18	7.1%
LE FLORE	7	0	0.0%	5	71.4%
LEEDEY	10	0	0.0%	2	20.0%
LEXINGTON	29	0	0.0%	5	17.2%
LIBERTY	6	0	0.0%	1	16.7%
LINDSAY	23	0	0.0%	1	4.3%
LITTLE AXE	9	0	0.0%	0	0.0%
LOCUST GROVE	40	0	0.0%	14	35.0%
LOMEGA	6	0	0.0%	0	0.0%
LONE GROVE	32	0	0.0%	0	0.0%
LONE WOLF	1
LOOKEBA SICKLES	9	0	0.0%	2	22.2%
LUTHER	19	0	0.0%	4	21.1%
MACOMB	2
MADILL	43	0	0.0%	2	4.7%
MANGUM	24	0	0.0%	1	4.2%
MANNFORD	52	0	0.0%	14	26.9%
MARIETTA	24	0	0.0%	0	0.0%
MARLOW	44	0	0.0%	4	9.1%
MASON	4
MAUD	3
MAYSVILLE	7	0	0.0%	0	0.0%
MCALESTER	74	0	0.0%	12	16.2%
MCCURTAIN	5
MCCLOUD	34	0	0.0%	4	11.8%
MEDFORD	9	0	0.0%	0	0.0%
MEEKER	22	0	0.0%	0	0.0%
MERRITT	19	0	0.0%	0	0.0%
MIAMI	62	0	0.0%	10	16.1%
MIDWAY	5
MIDWEST CITY-DEL CITY	470	0	0.0%	134	28.5%
MILBURN	1
MILL CREEK	1
MILLWOOD	29	0	0.0%	9	31.0%
MINCO	22	0	0.0%	4	18.2%
MOORE	616	0	0.0%	30	4.9%
MOORELAND	15	0	0.0%	2	13.3%
MORRIS	29	0	0.0%	4	13.8%
MORRISON	16	0	0.0%	0	0.0%
MOUNDS	9	0	0.0%	0	0.0%
MOUNTAIN VIEW-GOTEBO	6	0	0.0%	0	0.0%

MOYERS	2
MULDROW	31	0	0.0%	5	16.1%
MULHALL-ORLANDO	8	0	0.0%	0	0.0%
MUSKOGEE	127	0	0.0%	36	28.3%
MUSTANG	267	0	0.0%	16	6.0%
NAVAJO	16	0	0.0%	1	6.3%
NEW LIMA	7	0	0.0%	2	28.6%
NEWCASTLE	59	0	0.0%	8	13.6%
NEWKIRK	24	0	0.0%	0	0.0%
NINNEKAH	14	0	0.0%	1	7.1%
NOBLE	57	0	0.0%	6	10.5%
NORMAN	441	0	0.0%	11	2.5%
NOWATA	5
OAKS-MISSION	21	0	0.0%	16	76.2%
OKARCHE	15	0	0.0%	5	33.3%
OKAY	18	0	0.0%	10	55.6%
OKC CHARTER SANTA FE SOUTH	103	0	0.0%	11	10.7%
OKC CHARTER: DOVE SCIENCE ACAD	39	0	0.0%	2	5.1%
OKC CHARTER: HARDING CHARTER	52	0	0.0%	1	1.9%
OKC CHARTER: HARDING FINE ARTS	38	0	0.0%	1	2.6%
OKEENE	7	0	0.0%	0	0.0%
OKEMAH	12	0	0.0%	1	8.3%
OKLAHOMA CITY	495	0	0.0%	53	10.7%
OKLAHOMA CONNECTIONS ACADEMY	31	0	0.0%	1	3.2%
OKLAHOMA SCHOOL FOR THE BLIND	3
OKLAHOMA UNION	2
OKLAHOMA VIRTUAL CHARTER ACAD	52	0	0.0%	6	11.5%
OKLAHOMA YOUTH ACADEMY	1
OKMULGEE	31	0	0.0%	8	25.8%
OKTAHA	26	0	0.0%	2	7.7%
OLIVE	5
OLUSTEE-ELDORADO	4
OLOGAH-TALALA	43	0	0.0%	1	2.3%
OWASSO	301	0	0.0%	17	5.6%
PADEN	5
PANAMA	21	0	0.0%	9	42.9%
PAOLI	9	0	0.0%	2	22.2%
PAULS VALLEY	51	0	0.0%	5	9.8%
PAWHUSKA	18	0	0.0%	2	11.1%
PAWNEE	10	0	0.0%	0	0.0%
PERKINS-TRYON	42	0	0.0%	0	0.0%
PERRY	30	0	0.0%	1	3.3%
PIEDMONT	117	0	0.0%	1	0.9%
PIONEER-PLEASANT VALE	7	0	0.0%	0	0.0%
PITTSBURG	2
PLAINVIEW	54	0	0.0%	0	0.0%
POCOLA	20	0	0.0%	7	35.0%
PONCA CITY	105	0	0.0%	12	11.4%
POND CREEK-HUNTER	10	0	0.0%	0	0.0%
PORTER CONSOLIDATED	14	0	0.0%	0	0.0%
PORUM	10	0	0.0%	5	50.0%
POTEAU	45	0	0.0%	11	24.4%

PRAGUE	37	0	0.0%	2	5.4%
PRESTON	21	0	0.0%	0	0.0%
PRUE	5
PRYOR	67	0	0.0%	2	3.0%
PURCELL	40	0	0.0%	4	10.0%
PUTNAM CITY	387	0	0.0%	63	16.3%
QUAPAW	7	0	0.0%	0	0.0%
QUINTON	11	0	0.0%	6	54.5%
RATTAN	9	0	0.0%	3	33.3%
RED OAK	5
REYDON	1
RINGLING	14	0	0.0%	1	7.1%
RINGWOOD	12	0	0.0%	1	8.3%
RIPLEY	8	0	0.0%	1	12.5%
ROCK CREEK	8	0	0.0%	0	0.0%
ROFF	12	0	0.0%	1	8.3%
ROLAND	21	0	0.0%	10	47.6%
RUSH SPRINGS	5
RYAN	4
SALINA	12	0	0.0%	0	0.0%
SALLISAW	29	0	0.0%	3	10.3%
SAND SPRINGS	158	0	0.0%	10	6.3%
SAPULPA	101	0	0.0%	18	17.8%
SASAKWA	5
SAVANNA	13	0	0.0%	4	30.8%
SAYRE	21	0	0.0%	1	4.8%
SCHULTER	4
SEILING	5
SEMINOLE	39	0	0.0%	3	7.7%
SENTINEL	11	0	0.0%	0	0.0%
SEQUOYAH	28	0	0.0%	2	7.1%
SHARON-MUTUAL	3
SHATTUCK	19	0	0.0%	2	10.5%
SHAWNEE	93	0	0.0%	15	16.1%
SHIDLER	3
SILO	19	0	0.0%	2	10.5%
SKIATOOK	60	0	0.0%	5	8.3%
SMITHVILLE	5
SNYDER	10	0	0.0%	1	10.0%
SOPER	8	0	0.0%	0	0.0%
SOUTH COFFEYVILLE	3
SPERRY	37	0	0.0%	6	16.2%
SPIRO	28	0	0.0%	14	50.0%
SPRINGER	2
STERLING	4
STIGLER	38	0	0.0%	10	26.3%
STILLWATER	179	0	0.0%	4	2.2%
STILWELL	45	0	0.0%	12	26.7%
STONEWALL	13	0	0.0%	0	0.0%
STRATFORD	5
STRINGTOWN	6	0	0.0%	1	16.7%
STROTHER	8	0	0.0%	0	0.0%

STROUD	20	0	0.0%	2	10.0%
STUART	6	0	0.0%	2	33.3%
SULPHUR	47	0	0.0%	3	6.4%
SWEETWATER	1
TAHLEQUAH	101	0	0.0%	12	11.9%
TALIHINA	18	0	0.0%	6	33.3%
TALOGA	2
TECUMSEH	45	0	0.0%	0	0.0%
TEMPLE	3
TEXHOMA	8	0	0.0%	0	0.0%
THACKERVILLE	5
THOMAS-FAY-CUSTER UNIFIED DIST	11	0	0.0%	0	0.0%
TIMBERLAKE	6	0	0.0%	0	0.0%
TIPTON	15	0	0.0%	2	13.3%
TISHOMINGO	15	0	0.0%	1	6.7%
TONKAWA	13	0	0.0%	0	0.0%
TULSA	721	0	0.0%	106	14.7%
TULSA CHARTER: SCHL ARTS/SCI.	26	0	0.0%	2	7.7%
TUPELO	9	0	0.0%	0	0.0%
TURNER	9	0	0.0%	0	0.0%
TURPIN	5
TUSHKA	19	0	0.0%	1	5.3%
TUTTLE	46	0	0.0%	0	0.0%
TYRONE	3
UNION	537	0	0.0%	56	10.4%
UNION CITY	11	0	0.0%	3	27.3%
VALLIANT	20	0	0.0%	1	5.0%
VANOSS	4
VARNUM	6	0	0.0%	1	16.7%
VELMA-ALMA	13	0	0.0%	0	0.0%
VERDEN	4
VERDIGRIS	56	0	0.0%	1	1.8%
VIAN	32	0	0.0%	13	40.6%
VICI	6	0	0.0%	0	0.0%
VINITA	43	0	0.0%	10	23.3%
WAGONER	65	0	0.0%	5	7.7%
WALTERS	16	0	0.0%	0	0.0%
WANETTE	4
WAPANUCKA	8	0	0.0%	0	0.0%
WARNER	16	0	0.0%	2	12.5%
WASHINGTON	33	0	0.0%	0	0.0%
WATONGA	18	0	0.0%	1	5.6%
WATTS	5
WAUKOMIS	15	0	0.0%	0	0.0%
WAURIKA	11	0	0.0%	5	45.5%
WAYNE	13	0	0.0%	3	23.1%
WAYNOKA	11	0	0.0%	0	0.0%
WEATHERFORD	75	0	0.0%	8	10.7%
WEBBERS FALLS	6	0	0.0%	0	0.0%
WELCH	9	0	0.0%	4	44.4%
WELEETKA	15	0	0.0%	0	0.0%
WELLSTON	14	0	0.0%	1	7.1%

WESTERN HEIGHTS	46	0	0.0%	2	4.3%
WESTVILLE	24	0	0.0%	1	4.2%
WETUMKA	7	0	0.0%	1	14.3%
WEWOKA	11	0	0.0%	1	9.1%
WHITESBORO	5
WILBURTON	35	0	0.0%	14	40.0%
WILSON	15	0	0.0%	0	0.0%
WISTER	9	0	0.0%	4	44.4%
WOODLAND	8	0	0.0%	0	0.0%
WOODWARD	65	0	0.0%	9	13.8%
WRIGHT CITY	12	0	0.0%	4	33.3%
WYANDOTTE	21	0	0.0%	11	52.4%
WYNNEWOOD	42	0	0.0%	21	50.0%
WYNONA	7	0	0.0%	4	57.1%
YALE	7	0	0.0%	0	0.0%
YARBROUGH	2
YUKON	254	0	0.0%	36	14.2%
Total (ALL)	17163	0	0.0%	2060	12.0%

* For high schools with five or fewer students, the freshman headcount has been entered, but no a

Higher Education
 Education in 2020-21
 Freshmen in Public Higher Education by District

Math Developmental Student Counts	Percent Math	Reading Developmental Student Count	Percent Reading	Total Developmental Students	Percent Total
2	28.6%	0	0.0%	2	28.6%
19	28.4%	2	3.0%	20	29.9%
5	16.7%	4	13.3%	5	16.7%
4	28.6%	0	0.0%	4	28.6%
0	0.0%	0	0.0%	0	0.0%
.
.
1	4.8%	1	4.8%	2	9.5%
27	30.0%	13	14.4%	31	34.4%
6	20.7%	0	0.0%	6	20.7%
2	11.8%	0	0.0%	2	11.8%
3	8.3%	0	0.0%	5	13.9%
2	12.5%	0	0.0%	2	12.5%
4	36.4%	0	0.0%	4	36.4%
25	39.1%	17	26.6%	25	39.1%
0	0.0%	0	0.0%	3	42.9%
5	71.4%	0	0.0%	5	71.4%
2	20.0%	0	0.0%	2	20.0%
9	24.3%	0	0.0%	10	27.0%
8	27.6%	1	3.4%	11	37.9%
2	22.2%	1	11.1%	3	33.3%
4	30.8%	1	7.7%	5	38.5%
19	16.4%	9	7.8%	22	19.0%
.
.
2	8.0%	0	0.0%	2	8.0%
1	10.0%	1	10.0%	2	20.0%
10	20.4%	7	14.3%	12	24.5%
8	15.1%	3	5.7%	11	20.8%
2	7.4%	0	0.0%	2	7.4%
0	0.0%	0	0.0%	0	0.0%
3	42.9%	0	0.0%	5	71.4%
60	22.5%	60	22.5%	75	28.1%
3	14.3%	3	14.3%	6	28.6%
3	42.9%	1	14.3%	3	42.9%
14	25.0%	0	0.0%	14	25.0%
1	16.7%	0	0.0%	1	16.7%
4	33.3%	1	8.3%	4	33.3%
.
4	23.5%	1	5.9%	5	29.4%
.

.
.
2	13.3%	0	0.0%	2	13.3%
6	25.0%	1	4.2%	6	25.0%
16	33.3%	8	16.7%	18	37.5%
114	21.5%	119	22.5%	166	31.3%
19	33.3%	0	0.0%	24	42.1%
.
.
.
7	41.2%	6	35.3%	8	47.1%
.
9	26.5%	6	17.6%	11	32.4%
9	19.6%	2	4.3%	9	19.6%
2	20.0%	0	0.0%	2	20.0%
1	7.7%	0	0.0%	1	7.7%
5	41.7%	0	0.0%	5	41.7%
3	42.9%	0	0.0%	3	42.9%
3	37.5%	0	0.0%	4	50.0%
10	58.8%	1	5.9%	11	64.7%
.
5	38.5%	2	15.4%	6	46.2%
0	0.0%	0	0.0%	1	14.3%
4	33.3%	4	33.3%	5	41.7%
4	23.5%	2	11.8%	4	23.5%
.
2	9.1%	0	0.0%	2	9.1%
14	36.8%	8	21.1%	16	42.1%
.
.
5	35.7%	0	0.0%	7	50.0%
2	14.3%	0	0.0%	2	14.3%
1	3.3%	0	0.0%	3	10.0%
1	10.0%	0	0.0%	1	10.0%
5	15.6%	0	0.0%	5	15.6%
3	18.8%	2	12.5%	7	43.8%
0	0.0%	1	8.3%	1	8.3%
9	64.3%	8	57.1%	9	64.3%
3	5.7%	2	3.8%	7	13.2%
1	2.0%	3	6.1%	4	8.2%
43	20.8%	3	1.4%	58	28.0%
2	13.3%	2	13.3%	3	20.0%
.
12	11.5%	6	5.8%	14	13.5%
5	38.5%	0	0.0%	8	61.5%
6	16.2%	6	16.2%	8	21.6%
28	36.4%	5	6.5%	30	39.0%
1	5.0%	2	10.0%	2	10.0%
.
5	45.5%	0	0.0%	5	45.5%
.
24	25.5%	23	24.5%	34	36.2%

4	17.4%	0	0.0%	4	17.4%
3	23.1%	4	30.8%	7	53.8%
4	40.0%	4	40.0%	4	40.0%
9	45.0%	5	25.0%	9	45.0%
.
9	11.7%	5	6.5%	15	19.5%
.
0	0.0%	1	11.1%	1	11.1%
8	29.6%	0	0.0%	8	29.6%
1	16.7%	0	0.0%	2	33.3%
6	17.1%	3	8.6%	10	28.6%
2	28.6%	0	0.0%	2	28.6%
0	0.0%	1	6.7%	2	13.3%
0	0.0%	1	16.7%	1	16.7%
6	20.7%	1	3.4%	6	20.7%
35	15.1%	6	2.6%	41	17.7%
3	50.0%	0	0.0%	3	50.0%
2	13.3%	1	6.7%	4	26.7%
2	20.0%	0	0.0%	2	20.0%
7	23.3%	2	6.7%	7	23.3%
4	28.6%	0	0.0%	4	28.6%
1	3.4%	0	0.0%	2	6.9%
4	14.3%	0	0.0%	6	21.4%
.
0	0.0%	1	11.1%	1	11.1%
14	66.7%	9	42.9%	14	66.7%
29	82.9%	24	68.6%	29	82.9%
15	17.9%	6	7.1%	17	20.2%
7	7.8%	1	1.1%	9	10.0%
.
.
134	15.7%	26	3.0%	158	18.5%
18	25.4%	8	11.3%	26	36.6%
13	16.9%	4	5.2%	17	22.1%
23	33.8%	13	19.1%	23	33.8%
2	16.7%	0	0.0%	4	33.3%
1	14.3%	0	0.0%	1	14.3%
18	13.0%	34	24.6%	46	33.3%
62	25.6%	30	12.4%	80	33.1%
105	30.1%	29	8.3%	121	34.7%
.
6	20.7%	0	0.0%	6	20.7%
0	0.0%	0	0.0%	0	0.0%
1	4.8%	0	0.0%	1	4.8%
.
2	25.0%	0	0.0%	2	25.0%
.
1	9.1%	2	18.2%	3	27.3%
16	25.4%	0	0.0%	16	25.4%
.
2	20.0%	0	0.0%	2	20.0%
0	0.0%	0	0.0%	0	0.0%

0	0.0%	0	0.0%	0	0.0%
4	26.7%	0	0.0%	5	33.3%
.
0	0.0%	1	16.7%	1	16.7%
6	60.0%	0	0.0%	6	60.0%
0	0.0%	0	0.0%	0	0.0%
1	9.1%	2	18.2%	6	54.5%
.
.
10	12.8%	7	9.0%	15	19.2%
0	0.0%	0	0.0%	0	0.0%
4	26.7%	0	0.0%	5	33.3%
.
.
13	86.7%	13	86.7%	13	86.7%
.
11	20.4%	1	1.9%	12	22.2%
6	10.2%	1	1.7%	10	16.9%
7	21.2%	0	0.0%	7	21.2%
.
.
.
8	17.8%	1	2.2%	9	20.0%
10	50.0%	0	0.0%	14	70.0%
1	5.9%	1	5.9%	3	17.6%
8	57.1%	0	0.0%	8	57.1%
2	25.0%	0	0.0%	2	25.0%
7	30.4%	0	0.0%	11	47.8%
10	35.7%	12	42.9%	13	46.4%
3	14.3%	0	0.0%	3	14.3%
8	15.7%	1	2.0%	10	19.6%
3	17.6%	0	0.0%	3	17.6%
4	22.2%	0	0.0%	4	22.2%
4	20.0%	0	0.0%	4	20.0%
14	66.7%	10	47.6%	14	66.7%
38	67.9%	43	76.8%	50	89.3%
1	8.3%	0	0.0%	1	8.3%
6	40.0%	0	0.0%	9	60.0%
8	33.3%	4	16.7%	12	50.0%
5	31.3%	1	6.3%	5	31.3%
4	30.8%	0	0.0%	4	30.8%
10	23.8%	1	2.4%	19	45.2%
3	42.9%	0	0.0%	3	42.9%
4	50.0%	0	0.0%	4	50.0%
13	34.2%	12	31.6%	16	42.1%
5	41.7%	0	0.0%	6	50.0%
15	35.7%	16	38.1%	25	59.5%
81	17.7%	53	11.6%	115	25.2%
10	20.8%	3	6.3%	13	27.1%
6	23.1%	4	15.4%	11	42.3%
7	36.8%	2	10.5%	9	47.4%
1	7.7%	0	0.0%	6	46.2%

7	31.8%	6	27.3%	13	59.1%
4	26.7%	0	0.0%	4	26.7%
3	15.0%	2	10.0%	6	30.0%
27	37.0%	13	17.8%	33	45.2%
4	10.3%	0	0.0%	5	12.8%
1	14.3%	0	0.0%	4	57.1%
2	20.0%	0	0.0%	3	30.0%
3	33.3%	0	0.0%	3	33.3%
0	0.0%	0	0.0%	0	0.0%
5	21.7%	2	8.7%	7	30.4%
2	12.5%	0	0.0%	2	12.5%
44	17.3%	19	7.5%	53	20.8%
3	42.9%	0	0.0%	5	71.4%
3	30.0%	0	0.0%	3	30.0%
2	6.9%	0	0.0%	6	20.7%
1	16.7%	0	0.0%	2	33.3%
4	17.4%	1	4.3%	5	21.7%
1	11.1%	0	0.0%	1	11.1%
21	52.5%	8	20.0%	23	57.5%
0	0.0%	0	0.0%	0	0.0%
4	12.5%	1	3.1%	4	12.5%
.
2	22.2%	0	0.0%	2	22.2%
4	21.1%	0	0.0%	6	31.6%
.
12	27.9%	4	9.3%	12	27.9%
5	20.8%	2	8.3%	5	20.8%
16	30.8%	16	30.8%	19	36.5%
1	4.2%	3	12.5%	4	16.7%
8	18.2%	6	13.6%	10	22.7%
.
.
1	14.3%	0	0.0%	1	14.3%
13	17.6%	5	6.8%	22	29.7%
.
10	29.4%	0	0.0%	12	35.3%
0	0.0%	2	22.2%	2	22.2%
4	18.2%	0	0.0%	4	18.2%
2	10.5%	1	5.3%	3	15.8%
17	27.4%	9	14.5%	23	37.1%
.
160	34.0%	39	8.3%	197	41.9%
.
.
10	34.5%	3	10.3%	13	44.8%
8	36.4%	1	4.5%	10	45.5%
104	16.9%	10	1.6%	127	20.6%
2	13.3%	1	6.7%	2	13.3%
8	27.6%	2	6.9%	9	31.0%
1	6.3%	1	6.3%	2	12.5%
0	0.0%	0	0.0%	0	0.0%
1	16.7%	1	16.7%	2	33.3%

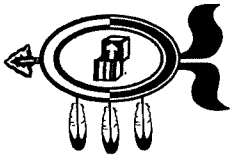
.
5	16.1%	0	0.0%	8	25.8%
0	0.0%	0	0.0%	0	0.0%
44	34.6%	3	2.4%	54	42.5%
25	9.4%	7	2.6%	37	13.9%
7	43.8%	1	6.3%	7	43.8%
3	42.9%	0	0.0%	5	71.4%
10	16.9%	1	1.7%	13	22.0%
4	16.7%	7	29.2%	11	45.8%
4	28.6%	0	0.0%	4	28.6%
23	40.4%	7	12.3%	24	42.1%
49	11.1%	6	1.4%	55	12.5%
.
19	90.5%	16	76.2%	19	90.5%
5	33.3%	0	0.0%	7	46.7%
10	55.6%	9	50.0%	10	55.6%
19	18.4%	3	2.9%	27	26.2%
8	20.5%	0	0.0%	8	20.5%
11	21.2%	0	0.0%	11	21.2%
5	13.2%	0	0.0%	6	15.8%
1	14.3%	0	0.0%	1	14.3%
2	16.7%	0	0.0%	3	25.0%
107	21.6%	18	3.6%	121	24.4%
9	29.0%	5	16.1%	10	32.3%
.
.
5	9.6%	1	1.9%	11	21.2%
.
9	29.0%	1	3.2%	13	41.9%
3	11.5%	2	7.7%	7	26.9%
.
.
4	9.3%	4	9.3%	5	11.6%
40	13.3%	25	8.3%	64	21.3%
.
2	9.5%	0	0.0%	9	42.9%
2	22.2%	1	11.1%	3	33.3%
10	19.6%	2	3.9%	12	23.5%
3	16.7%	3	16.7%	5	27.8%
4	40.0%	0	0.0%	4	40.0%
5	11.9%	3	7.1%	7	16.7%
2	6.7%	2	6.7%	5	16.7%
17	14.5%	1	0.9%	18	15.4%
0	0.0%	1	14.3%	1	14.3%
.
2	3.7%	0	0.0%	2	3.7%
5	25.0%	0	0.0%	7	35.0%
8	7.6%	21	20.0%	28	26.7%
0	0.0%	0	0.0%	0	0.0%
4	28.6%	0	0.0%	4	28.6%
5	50.0%	0	0.0%	5	50.0%
10	22.2%	0	0.0%	16	35.6%

10	27.0%	1	2.7%	11	29.7%
2	9.5%	0	0.0%	2	9.5%
.
9	13.4%	5	7.5%	11	16.4%
7	17.5%	2	5.0%	9	22.5%
96	24.8%	13	3.4%	115	29.7%
2	28.6%	0	0.0%	2	28.6%
7	63.6%	1	9.1%	7	63.6%
2	22.2%	0	0.0%	4	44.4%
.
.
3	21.4%	1	7.1%	4	28.6%
1	8.3%	3	25.0%	3	25.0%
0	0.0%	2	25.0%	2	25.0%
2	25.0%	0	0.0%	2	25.0%
4	33.3%	2	16.7%	4	33.3%
8	38.1%	0	0.0%	12	57.1%
.
.
2	16.7%	1	8.3%	3	25.0%
3	10.3%	0	0.0%	4	13.8%
24	15.2%	15	9.5%	31	19.6%
13	12.9%	21	20.8%	29	28.7%
.
2	15.4%	0	0.0%	4	30.8%
3	14.3%	1	4.8%	3	14.3%
.
.
2	5.1%	1	2.6%	5	12.8%
2	18.2%	0	0.0%	2	18.2%
2	7.1%	2	7.1%	6	21.4%
.
3	15.8%	2	10.5%	3	15.8%
13	14.0%	0	0.0%	22	23.7%
.
7	36.8%	0	0.0%	7	36.8%
12	20.0%	7	11.7%	18	30.0%
.
4	40.0%	0	0.0%	5	50.0%
2	25.0%	0	0.0%	2	25.0%
.
7	18.9%	3	8.1%	9	24.3%
13	46.4%	1	3.6%	18	64.3%
.
.
10	26.3%	2	5.3%	16	42.1%
11	6.1%	11	6.1%	22	12.3%
11	24.4%	0	0.0%	17	37.8%
1	7.7%	0	0.0%	1	7.7%
.
3	50.0%	0	0.0%	3	50.0%
0	0.0%	0	0.0%	0	0.0%

2	10.0%	0	0.0%	4	20.0%
0	0.0%	0	0.0%	2	33.3%
14	29.8%	3	6.4%	17	36.2%
.
18	17.8%	4	4.0%	27	26.7%
4	22.2%	0	0.0%	8	44.4%
.
5	11.1%	2	4.4%	7	15.6%
.
2	25.0%	0	0.0%	2	25.0%
.
0	0.0%	1	9.1%	1	9.1%
1	16.7%	0	0.0%	1	16.7%
12	80.0%	3	20.0%	12	80.0%
1	6.7%	0	0.0%	2	13.3%
0	0.0%	2	15.4%	2	15.4%
211	29.3%	188	26.1%	276	38.3%
2	7.7%	2	7.7%	3	11.5%
3	33.3%	0	0.0%	3	33.3%
1	11.1%	0	0.0%	1	11.1%
.
6	31.6%	0	0.0%	7	36.8%
4	8.7%	0	0.0%	4	8.7%
.
134	25.0%	136	25.3%	186	34.6%
4	36.4%	0	0.0%	4	36.4%
2	10.0%	0	0.0%	3	15.0%
.
0	0.0%	0	0.0%	1	16.7%
4	30.8%	0	0.0%	4	30.8%
.
5	8.9%	5	8.9%	8	14.3%
14	43.8%	0	0.0%	21	65.6%
0	0.0%	0	0.0%	0	0.0%
16	37.2%	10	23.3%	16	37.2%
9	13.8%	5	7.7%	12	18.5%
0	0.0%	0	0.0%	0	0.0%
.
2	25.0%	1	12.5%	2	25.0%
2	12.5%	0	0.0%	2	12.5%
8	24.2%	1	3.0%	9	27.3%
4	22.2%	0	0.0%	4	22.2%
.
0	0.0%	2	13.3%	2	13.3%
4	36.4%	0	0.0%	5	45.5%
2	15.4%	1	7.7%	4	30.8%
0	0.0%	0	0.0%	0	0.0%
12	16.0%	4	5.3%	15	20.0%
1	16.7%	0	0.0%	1	16.7%
6	66.7%	0	0.0%	6	66.7%
4	26.7%	1	6.7%	4	26.7%
2	14.3%	0	0.0%	3	21.4%

7	15.2%	0	0.0%	7	15.2%
5	20.8%	0	0.0%	5	20.8%
3	42.9%	0	0.0%	3	42.9%
2	18.2%	1	9.1%	2	18.2%
.
11	31.4%	0	0.0%	16	45.7%
1	6.7%	0	0.0%	1	6.7%
4	44.4%	0	0.0%	4	44.4%
1	12.5%	1	12.5%	2	25.0%
20	30.8%	14	21.5%	27	41.5%
4	33.3%	0	0.0%	4	33.3%
10	47.6%	9	42.9%	13	61.9%
26	61.9%	17	40.5%	27	64.3%
5	71.4%	4	57.1%	5	71.4%
0	0.0%	0	0.0%	0	0.0%
.
49	19.3%	2	0.8%	66	26.0%
3607	21.0%	1582	9.2%	4652	27.1%

Additional information has been provided in order to protect student privacy.



Kickapoo Head Start

July 13, 2022

Mr. Mike Franz

Superintendent

Wellston School District

700 Birch St.

Wellston, Oklahoma 74881

Dear Mr. Mike Franz,

We need to establish our Interagency Agreements for Special Services between Kickapoo Head Start and the Wellston School District for this year; included with this letter you will find our updated Local Education Agreement (LEA) for the 2022-2023 School Year.

I look forward to working with your Special Services Staff in the upcoming school year. Thank you for the services Jones School District provides for our Head Start children. Please return the signed agreement to the address listed below, as soon as possible. Feel free to contact us with any questions or concerns you may have.

Sincerely,

Gina Williams

Kickapoo Head Start

Education/Disabilities Manager

Work Number- (405) 964-4227 EXT: 1506

Fax Number: (405) 964-3417

Email: gwilliams@ktoheadstart.com

**Special Services Agreement Between
Head Start and the Local Education Agency**

2022-2023

This is a local agreement between Wellston Public Schools, hereinafter referred to as the local education agency (LEA), and Kickapoo Head Start, hereinafter referred to as the local Head Start Program. The following information states the roles and responsibilities of parties regarding Head Start Program eligible children ages three through five identified as having disabilities in accordance with procedures established by the Oklahoma State Department of Education, Special Education Services (OSDE/SES) and by the Head Start Program Performance Standards (45 CFR 1302). These regulations are promulgated under federal and state laws governing the education of children with disabilities.

This agreement is to describe the responsibilities of each entity, outline areas of cooperation and provide guidance for local cooperation, and coordination between and among all parties in the implementation of the Individuals with Disabilities Education Act (IDEA), Head Start Program Performance Standards and the Head Start Re-Authorization Act of 2007.

I. LEA Responsibilities:

- A. The LEA ensures that IDEA Section 619, Part B, funds received for the provision of services to eligible children with disabilities ages three through five who are served in the Head Start Program are expended in accordance with the requirements of the Individuals with Disabilities Education Act (IDEA). Funds may be used for, but are not limited to, the following: cost of evaluation; materials and supplies; contractual agreements for services when the Head Start Program has a qualified provider and/or the provision of qualified providers for IDEA Individualized Education Program (IEP) services.
- B. Upon referral from the Head Start Disabilities Manager or designee, the LEA shall provide a multi-disciplinary team evaluation, when appropriate, for determination of the need for special education and related services under IDEA, while enrolled in the Head Start Program.
- C. The LEA shall be responsible for the provision of procedural safeguards including due process and mediation procedures for any child determined to be eligible under the IDEA and enrolled in the Head Start Program.
- D. The LEA should provide, through prior written notice of meetings, that the appropriate Head Start Program representative be directly involved and receive appropriate documentation throughout the process of referral, evaluation, IEP development, and/or placement of children with disabilities enrolled in the Head Start Program.
- E. The LEA shall ensure the provision of appropriate special education and related services

to those eligible children with disabilities under IDEA enrolled in the Head Start Program. All IDEA services for which the child is eligible will be documented on the IEP with the responsible person(s)/ agency specified for the provision of each service.

- F. The LEA will maintain and submit to the OSDE/SES the annual child count of IDEA eligible preschool children with disabilities served in the LEA and by the Head Start Program.

II. Local Head Start Responsibilities:

- A. The Head Start shall provide screening and assessment for all children enrolled in the Head Start as required by Head Start Performance Standards 45 CFR 1302.33 & 1302.63, participate in Child Find activities under IDEA with the LEA, and in coordination with the LEA shall provide parents with their rights under these programs.
- B. The Head Start shall provide all Head Start services to any Head Start enrolled child who meets eligibility requirements in accordance with the Head Start Program Performance Standards.
- C. A Head Start representative will participate in the LEA referral procedures, multidisciplinary evaluation, IEP development, implementation of the portions of the IEPs identified for the Head Start Program, and the IEP review, as appropriate.
- D. The Head Start will provide a support system for families and children with disabilities through training, information dissemination and involvement in the program as well as collaboration with the LEA and other community services.
- E. The Head Start Disabilities Manager or designee shall work with the LEA for assurance of collaboration and coordination of services to preschool children with disabilities.
- F. The Head Start will provide the number of children receiving IEP services to the LEA for the child count report prior to October 1, annually.
- G. The Head Start agrees to provide and participate with the LEA in joint training of staff and parents, as appropriate.

III. COORDINATION OF COST SHARING:

The local Head Start and the Local Education Agency agreement will address planning of cost-sharing resources and funding to assure that the integrated services are implemented in a manner which maintains State and Federal fiscal support for children with disabilities in these programs. The Head Start and the LEA agree to the following cost-sharing services:

The Wellston Public School LEA will provide the Kickapoo Head Start with a speech pathologist to assess children that have been previously screened and failed the screening by the Kickapoo Head Start. The Head Start will provide the screening information to the LEA service provider prior to the LEA evaluation of the student. The LEA will conduct all the assessments for children suspected of having a disability. The Kickapoo Head Start will schedule children and assist parents with transportation to and from the Kickapoo Head Start to the LEA for all assessments and services. The LEA will provide direct special services to the qualifying children residing in the Wellston Public School District. The Kickapoo Head Start will provide the least restrictive environment for services if deemed appropriate by the IEP team.

IV. Coordination of Required Paperwork:

To coordinate paperwork required by Head Start and the LEA special education program, the following process will be utilized:

- A. Parental consent must be obtained by the Head Start Program prior to referral to the LEA. If the LEA makes the referral for evaluation, state consent forms will be used and shared, with any needed assistance of Head Start personnel.
- B. The Head Start or the LEA will obtain parental consent for exchange of information between the two programs through use of the State of Oklahoma Standard Form or Head Start Form.
- C. The Head Start will, with parental consent, release results of vision, hearing, developmental, health, and speech screenings as well as other relevant information as a part of the Head Start referral process developed in conjunction with the LEA.
- D. The LEA special education program, with parental consent, will release copies of all IDEA State forms, including consent, REDS, MEEGS, IEPs, and any other required special education records and forms for services provided to the Head Start. This also includes a copy of the periodical progress reports that are given to parents.
- F. If appropriate, the LEA will provide copies of written materials and/or suggestions that will assist the Head Start teachers/parents in helping to implement the IEP's in the Head Start classroom.
- G. All information received by the Head Start from the LEA will be kept in a secure manner, which prevents unauthorized access, in a central location adhering to requirements of confidentiality under state and federal laws.

V. Coordination of Screening:

In the coordination of screening between the Head Start and the LEA special education program, the following process is agreed upon:

- A. The LEA special education program and the Head Start will determine designated program personnel to be responsible for conducting screenings within each program to collaboratively implement requirements of the IDEA and Head Start Performance Standards (45 CFR 1302.33).
- B. This agreement will include the following time frame for completion of screening or transfer of information. The time frame includes the 45 calendar daytime line for screening of all children enrolled in the Head Start, as mandated in the Head Start Performance Standards 45 CFR 1302.33.

One or more of the following methods have been considered: (Check one or more as appropriate)

- 1. Joint Screening - Screening will be conducted simultaneously by the Head Start staff and the LEA Special Education staff within the same location.
- 2. Shared Staff - Local implementation may incorporate coordination of shared staff (e.g., required vision, hearing, speech/language, health, and developmental screening may be conducted by the Head Start under Head Start Program Performance Standards, and the LEA special education program may complete required screening under the IDEA).
- 3. Shared Information - Screening information will be provided for referrals as determined by both entities. A consent for release of information will be obtained at the time of screening.

VI. Coordination of IEP Review:

The Head Start and the LEA will conduct an IEP review at least annually or when a change of program or placement of a child is being considered. The parent, the Head Start staff or the LEA special education program staff at any time may request a meeting. Procedural safeguards for notification will be followed.

VII. Coordination of In-service Training:

The LEA and the Head Start program will agree to coordinate in-service training when feasible. Considerations for top priority training include:

- 1. IDEA procedural safeguards training for both entities.

ACTIVITY FUND ACCOUNT

SPONSOR'S NAME Chad Hutchison
CLUB OR ORGANIZATION ms HS Girls Basketball
ACCOUNT NAME _____

1. Please list all fundraising activities in which you anticipate your club or organization will participate, i.e., sell of jackets, socks, pictures, coke, etc.

Adrenaline cookie sales.

2. Please list all areas of anticipated expenditures of your club or organization, i.e., entry fees, jackets, flowers, rewards, etc.

Travel Gear

Equipment

ANY FUNDRAISERS OR EXPENDITURES THAT ARE NOT LISTED ON THIS FORM AND APPROVED BY THE BOARD OF EDUCATION WILL NOT BE PERMITTED UNLESS AN UPDATED REQUEST IS PRESENTED TO THE BOARD PRIOR TO THE ACTIVITY.

ACTIVITY FUND ACCOUNT

SPONSOR'S NAME Wray

CLUB OR ORGANIZATION MISC-ES

ACCOUNT NAME MISC.

1. Please list all fundraising activities in which you anticipate your club or organization will participate, i.e., sell of jackets, socks, pictures, coke, etc.

Sell pie in face contest @ fall festival
Sell-affle tickets for pie in face

2. Please list all areas of anticipated expenditures of your club or organization, i.e., entry fees, jackets, flowers, rewards, etc.

flowers
food/drinks for staff
reward/appreciation gifts &/or meals

ANY FUNDRAISERS OR EXPENDITURES THAT ARE NOT LISTED ON THIS FORM AND APPROVED BY THE BOARD OF EDUCATION WILL NOT BE PERMITTED UNLESS AN UPDATED REQUEST IS PRESENTED TO THE BOARD PRIOR TO THE ACTIVITY.

ACTIVITY FUND ACCOUNT

SPONSOR'S NAME Grimmett

CLUB OR ORGANIZATION MISC. - MS/HS

ACCOUNT NAME _____

1. Please list all fundraising activities in which you anticipate your club or organization will participate, i.e., sell of jackets, socks, pictures, coke, etc.

sell-pie in face contest @ fall festival
sell-raffle tickets for pie in face

2. Please list all areas of anticipated expenditures of your club or organization, i.e., entry fees, jackets, flowers, rewards, etc.

flowers
food/drinks for staff
reward/appreciation gifts &/or meals

ANY FUNDRAISERS OR EXPENDITURES THAT ARE NOT LISTED ON THIS FORM AND APPROVED BY THE BOARD OF EDUCATION WILL NOT BE PERMITTED UNLESS AN UPDATED REQUEST IS PRESENTED TO THE BOARD PRIOR TO THE ACTIVITY.

ACTIVITY FUND ACCOUNT

SPONSOR'S NAME FRANZ

CLUB OR ORGANIZATION MISL. - Supt. Office

ACCOUNT NAME MISC.

1. Please list all fundraising activities in which you anticipate your club or organization will participate, i.e., sell of jackets, socks, pictures, coke, etc.

Sell - pie in face contest @ fall festival

Sell - raffle ticket for pie in face

2. Please list all areas of anticipated expenditures of your club or organization, i.e., entry fees, jackets, flowers, rewards, etc.

flowers

food / drinks for staff

reward / appreciation gifts &/or meals

ANY FUNDRAISERS OR EXPENDITURES THAT ARE NOT LISTED ON THIS FORM AND APPROVED BY THE BOARD OF EDUCATION WILL NOT BE PERMITTED UNLESS AN UPDATED REQUEST IS PRESENTED TO THE BOARD PRIOR TO THE ACTIVITY.

ACTIVITY FUND ACCOUNT

SPONSOR'S NAME Betty Waterson

CLUB OR ORGANIZATION CNP-Betty

ACCOUNT NAME CNP-Betty J

1. Please list all fundraising activities in which you anticipate your club or organization will participate, i.e., sell of jackets, socks, pictures, coke, etc.

Fall Festival- Pizza

2. Please list all areas of anticipated expenditures of your club or organization, i.e., entry fees, jackets, flowers, rewards, etc.

Shirts

appreciation gifts/ food

ANY FUNDRAISERS OR EXPENDITURES THAT ARE NOT LISTED ON THIS FORM AND APPROVED BY THE BOARD OF EDUCATION WILL NOT BE PERMITTED UNLESS AN UPDATED REQUEST IS PRESENTED TO THE BOARD PRIOR TO THE ACTIVITY.



DIGI
SECURITY SYSTEMS

We have prepared a quote for you

**Wellston PS - Door Intercoms - State Contract
SW1048D**


Quote # 008765
Version 1

Prepared for:

Wellston Public Schools

Mike Franz
mfranz@wellstonschools.org

Equipment

Product Details	Suggested Price	Discount Amount	State Contract Price	Qty	Ext. Contract Price
IX-SOFT IX-SOFT PC MASTER STATION	\$1,576.00	\$157.60	\$1,418.40	1	\$1,418.40
IX-EA IP VIDEO DR, SURFACE	\$1,349.10	\$134.91	\$1,214.19	4	\$4,856.76
 9600-630-LBM 9600-630-LBM	\$664.00	\$66.40	\$597.60	4	\$2,390.40
DS160 PIR REQUEST TO EXIT SENSOR WITH SOUNDER GRAY	\$106.00	\$10.60	\$95.40	4	\$381.60
ACM-HE ACM Head End - 1 Door - Networked -1DR-Mercury NET-MER	\$1,851.06	\$460.55	\$1,390.51	2	\$2,781.02
AC-LSP-2DR-MER-LCK Two Door Mercury Dual Voltage Integrated Power System supporting two AC-MER-CONT-1DR or one AC-MER-CONT-2DR (Mercury hardware sold separately). The advantage of a dual voltage power supply is the ability to power both Mercury boards and door locks from t		\$177.12			
1270 Panel Battery - 12v7ah		\$2.60			
CABLE-CAT6-CMP-1 Cabling - Category 6 - Network - Plenum with J-Hooks Etc.		\$33.50			
F4X4LG6 Finger Duct, 4x4", 6Ft. Light Grey		\$7.57			
TC4G Cover for F4X4LG6 wire management.		\$1.23			
AW62633 Power Cord - 9' - 3 Prong w/Ground		\$2.50			

Equipment

Product Details	Suggested Price	Discount Amount	State Contract Price	Qty	Ext. Contract Price
AC-MER-CONT-LP1501 Intelligent Controller, Linux Based with 1 door, 2 inputs and 2 outputs, PoE+ Support, expandable up to 17 doors		\$236.03			
ACM-HE-2DR-NET-MER ACM Head End - 2 Door - Networked - Mercury	\$2,571.00	\$671.33	\$1,899.67	1	\$1,899.67
AC-LSP-2DR-MER-LCK Two Door Mercury Dual Voltage Integrated Power System supporting two AC-MER-CONT-1DR or one AC-MER-CONT-2DR (Mercury hardware sold separately). The advantage of a dual voltage power supply is the ability to power both Mercury boards and door locks from t		\$177.12			
AW62633 Power Cord - 9' - 3 Prong w/Ground		\$2.50			
1270 Panel Battery - 12v7ah		\$2.60			
CABLE-CAT6-CMP-1 Cabling - Category 6 - Network - Plenum with J-Hooks Etc.		\$33.50			
F4X4LG6 Finger Duct, 4x4", 6Ft. Light Grey		\$7.57			
TC4G Cover for F4X4LG6 wire management.		\$1.23			
AC-MER-CONT-LP1502 Intelligent Controller, Linux Based with 2 doors, 8 inputs and 4 outputs, expandable up to 64 doors. (Mercury Part #: LP1502)		\$444.21			

Equipment

Product Details	Suggested Price	Discount Amount	State Contract Price	Qty	Ext. Contract Price
AC-APP -16R-PRO-6 Access Control Manager Professional 6 – Web-Based PACS ProfessionalAppliance for 16 Readers - includes: physical appliance embedded 64bit Linux OS & Open LDAP for configuration database Access ControlManager Security Management Software 16 Read	\$1,819.36	\$545.81	\$1,273.55	1	\$1,273.55
EX1908 2 Commercial (0°C - 50°C) Web-Managed Ethernet PoE Switch with 8 10/100/1000 PoE+ 802.3at + 2 Gigabit Ports (1 TX + 1 SFP). Shelf or Rack Mount with Internal Power Supply 100VAC - 240VAC	\$349.00	\$34.90	\$314.10	2	\$628.20
HUSK-20 Emergency Duress Button - Lock Down	\$27.55	\$2.75	\$24.80	1	\$24.80
909SMO W ROCKER SWITCH SURFCE MNT MOM	\$54.00	\$5.40	\$48.60	1	\$48.60

Subtotal: \$15,703.00

State Contract SW-1048D

Product Details	Suggested Price	Discount Amount	State Contract Price	Qty	Ext. Contract Price
DSS-INST-CAM-OUT Digi Professional Installation Materials - Video Door Station	\$125.00	\$25.00	\$100.00	4	\$400.00
DSS-INST-ACCES S-DR Digi Professional Installation Materials - Access Door	\$370.00	\$74.00	\$296.00	4	\$1,184.00

State Contract SW-1048D

Product Details	Suggested Price	Discount Amount	State Contract Price	Qty	Ext. Contract Price
CABLE- Cabling - Access Control - Plenum ACCES with J-Hooks Etc. S-CMP- 1	\$460.00	\$92.00	\$368.00	4	\$1,472.00
CABLE- Cabling - 22/2 - Plenum with J-Hooks 22/2- Etc. CMP-1	\$220.00	\$44.00	\$176.00	1	\$176.00
CABLE- Cabling - Category 6 - Network - CAT6- Plenum with J-Hooks Etc. CMP-1	\$335.00	\$67.00	\$268.00	4	\$1,072.00

Subtotal: \$4,304.00

Project Services

Product Details
Installation Services - Tech

Subtotal: \$5,880.00

Warranty/Maintenance Agreements

Description	Qty
Digi Standard 1 Year Workmanship Labor Warranty	1

Permitting Fees/Bonds

Description	Qty
DSS-AC-PERMIT Permit Application Fee - Includes permit filing, associated paperwork and management.	1

Subtotal: \$250.00

Wellston PS - Door Intercoms - State Contract SW1048D



Prepared by:

**Digi Security Systems -
Oklahoma City**

Ernesto Chavez
(405) 833-7356
Ernestoc@digiss.com

Prepared for:

Wellston Public Schools

700 Birch
Wellston, OK 74881
Mike Franz
(405) 356-2534
mfranz@wellstonschools.org

Quote Information:

Quote #: 008765

Version: 1
Delivery Date: 09/20/2022
Expiration Date: 12/18/2022


Quote Summary

Description	Amount
Equipment	\$15,703.00
State Contract SW-1048D	\$4,304.00
Project Services	\$5,880.00
Permitting Fees/Bonds	\$250.00
Subtotal:	\$26,137.00
Shipping:	\$123.33
Total:	\$26,260.33

This quotation does not include applicable taxes unless specifically listed above. Acceptance of this quote or any purchase order generated as a result of this quote indicates acceptance of the Digi standard terms and conditions. The Digi standard terms and conditions can be found at www.digiss.com or a copy may be requested from your Digi representative. This proposal is valid for 30 days. Conduit, back boxes and hangers are excluded from this proposal unless specifically listed above. All 120v work is excluded from this proposal unless specifically listed. Any and all painting and patching is excluded. Asbestos work of any kind is excluded from this proposal. No cost for any required abatement is included in this proposal. Any cancellation or returns may be subject to a restocking fee and other charges, for which the Purchaser shall be responsible.

Digi Security Systems - Oklahoma City

Wellston Public Schools

Signature: 
Name: Ernesto Chavez
Title: Account Manager
Date: 09/20/2022

Signature: _____
Name: Mike Franz
Date: _____

September 12, 2022

To: Wellston Public School
Attn: Mike Franz
email: mfranz@wellstonschools.org



OF OKLAHOMA, INC.

For: Electric Door Lock System
SOUND / COMMUNICATIONS / FIRE ALARM

817 S.E. 83rd Street * Oklahoma City, OK 73149 * (405) 602-0001 * FAX (405) 602-0006
We propose to furnish door entry system as follows:
License Number 507

QTY	MODEL #	DESCRIPTION
-----	---------	-------------

Endex will provide electric door strikes with audio video door intercom back to main office with the ability to schedule individual doors for scheduled unlock. Endex will also provide a lockdown button in the main office that will override scheduled unlock.

- Main Entrance Exterior Door
- South Entrance
- Metal Building North Entrance
- JR High Hall Interior Door

1-	JP-4MED	Master AV Station
1-	PS-2420	Power Supply
4-	JP-DA	Door Station
4-	9400	Electric Strike
1-	EL36	4 Door Controller for Scheduling
1-	SS24	Lockdown Button
1-	LOT	Wire and Boxes
1-	LOT	Labor

Installed Price: \$15,000.00

In order to maintain a good working relationship with our customers and contractors, along with increasingly stringent fire alarm requirements, Endex of Oklahoma has listed a scope of work with inclusions and exclusions for the above fire alarm Project. Please read carefully and feel free to call us if you have any questions or concerns with items listed below. Thank you for your cooperation.

- Price valid for 30 days from above date.
- Price does not include applicable taxes.
- Price does not include bonding. If bonding is required please contacted Endex for cost.
- Price does not include network connection for scheduling equipment.
- Price does not include 120v Power
- Price does not include door repair.

Terms Summary

Terms are net 30. Endex of Oklahoma, Inc. will bill for materials when they are received at our warehouse from the manufacturer - labor invoices will be generated on a progressive method. Endex of Oklahoma, Inc. will receive all products at its warehouse and transport this equipment to the facility as needed for installation. Material storage and transportation will be provided at no additional cost. Documentation of products received will be provided and the customer may inspect stored equipment at any time.

Respectfully submitted



ACCEPTED BY: _____ P.O. # _____ DATE: _____

Encumbrance Register

Options: Year: 2022-2023, Date Range: 7/1/2022 - 6/30/2023, PO Range: 178 - 178, Fund Codes: 11

Fund	PO No	Date	Vendor No	Vendor	Description	Amount
11	178	09/01/2022	13584	ENDEX OF OKLAHOMA, INC.	ELECTRIC DOOR LOCK SYSTEM	15,000.00
Non-Payroll Total:						\$15,000.00
Payroll Total:						\$0.00
Balance Forward:						\$0.00
Report Total:						\$15,000.00

Wellston Public Schools
PO Box 60
Wellston, Ok 74881
Phone: 405-356-2533
Fax: 405-356-2413

The Board of Education of **WELLSTON** Public School District hereby provides legal notice that the school board election filing period for candidates will open on Monday, December 5, 2022 at 8:00 a.m. and will end at 5 p.m. on Wednesday, December 7, 2022.

Board Member Position on Ballot:

The voters shall elect a board member for board position No. 3, which has a 5-year term of office

BOARD OF EDUCATION ELECTION RESOLUTION

TO: LINCOLN County Election Board

FROM: The WELLSTON School District, Independent School
District No. 1004 of LINCOLN, County, Oklahoma

The Board of Education of the WELLSTON School District has approved the following resolution calling for an election to be submitted to the voters of the district.

Date of the Election:

A Board of Education Primary Election shall be held on February 14, 2023, only if three or more candidates file for the Board of Education position scheduled to be on the ballot or for a Board of Education position appearing on the ballot as an unexpired term. A Board of Education General Election shall be held on April 4, 2023, under the following circumstances: if only two candidates file for a position scheduled to be on the ballot or for a position on the ballot for an unexpired term or if no candidate in the Board of Education Primary Election receives more than 50% of the votes cast. The polling places shall be open from 7:00 a.m. to 7:00 p.m.

Board Member Position on Ballot:

The voters shall elect a board member for board position No. 3, which has a 5-year term of office.

Qualifications of Candidates for Office:

To be eligible to be a candidate for member of the board of education of a school district, a person must have resided in the district for at least six months preceding the first day of the filing period, and have been a registered voter registered with the county election board at an address located within the geographical boundaries of the district for six months preceding the first day of the filing period. In school districts that have been divided into election districts, a candidate must have resided in the district for six months preceding the first day of the filing period and have been a registered voter registered with the county election board at an address located within the geographical boundaries of the election district for six months preceding the first day of the filing period.

No person shall be eligible to be a candidate for or elected to be a member of the board of education of a school district unless the person has been awarded a high school diploma or certificate of high school equivalency.

A person who has been convicted of a misdemeanor involving embezzlement or a felony under the laws of this state or of the United States or who has entered a plea of guilty or nolo contendere to such misdemeanor involving embezzlement or felony or who has been convicted of a crime in another state which would have been a misdemeanor involving embezzlement or a felony under the laws of this state or has entered a plea of guilty or nolo contendere to such

crime shall not be eligible to be a candidate for or be elected to any school board office for a period of fifteen years following completion of his sentence or during the pendency of an appeal of such conviction or plea.

No person shall be eligible to be a candidate for or serve on a board of education if he or she is currently employed by the school district governed by the board of education or is related within the second degree by affinity or consanguinity to any other member of the board of education or to any employee of the school district. The following are relatives within the second degree: A candidate's spouse, child, parent, grandchild, grandparent, brother, sister, spouse's child, spouse's grandchild, spouse's brother, spouse's sister, spouse's grandparent, grandchild's spouse, parent's spouse, and child's spouse. The prohibitions in this paragraph shall not apply if the board member candidate is related within the second degree of affinity or consanguinity to an individual employed as a substitute teacher by the school district or as a temporary substitute support employee if the school district has an Average Daily Membership of less than five thousand (5,000).

Candidates must affirm that upon being elected as a new member of the Board of Education, within fifteen (15) months of election, they will complete at least twelve (12) hours of instruction on education issues, including school finance, Oklahoma education laws, and ethics, duties and responsibilities of district board of education members. Three (3) of these twelve (12) credits must be earned as follows: one (1) credit in ethics, one (1) credit in open meeting act and open records act, and one (1) credit in school finance. Incumbents must affirm that they will complete six (6) hours of instruction within fifteen (15) months of election emphasizing changes in school law. Three (3) of these six (6) credits must be earned as follows: one (1) credit in ethics, one (1) credit in open meeting act and open records act, and one (1) credit in school finance.

Voters Eligible to Vote:

To be eligible to vote, a voter must be registered with the county election board at an address within the geographical boundaries of the district.

Ballot Titles:

The ballot to be submitted to the voters shall call for the voters to:

1. Select one candidate for **WELLSTON** School Board Position No. **3**:

Approved by the **WELLSTON** Board of Education this **5TH** day of **OCTOBER, 2022**.

President of the Board of Education

Clerk of the Board of Education




Wellston Public Schools
PO Box 60
Wellston, Ok 74881
Phone: 405-356-2533
Fax: 405-356-2413

Press Release

(Shall be issued to a newspaper of general circulation in the county where the school district's administrative office is located.)

The Board of Education of **WELLSTON** Public School District hereby announces that statutorily qualified individuals interested in running as a candidate for the **#3** seat on the **WELLSTON** Board of Education may file to run as a candidate for this seat at the **LINCOLN** County Election Board between the hours of 8 a.m. and 5 p.m. on each of the following days: Monday, December 5 through Wednesday, December 7, 2022.

ES TV/Cart and misc

Title	Comments	Price	Quantity	Has
 45W USB-C Charger Fit for HP Chromebook 14 14A G5 14-ca061dx 14-ca020nr 14-ca060nr 14-ca043cl 14-ca052wm 14-ca051wm X360 11A 11 G6 EE 11 G1 11-ae051wm 11-ae000 Offered by EERSY-DIRECT.		\$15.99	3	0
 Newest Flagship HP Chromebook, 11.6" HD (1366 x 768) Display, Intel Celeron Processor N3350, 4GB LPDDR2, 32GB eMMC, Chrome OS, HD Graphics 500, 11A-NB0013DX, Ash Gray Offered by Barley8 (Expedited Shipping Available).		\$118.88	2	0
 OontZ Angle 3 Bluetooth Speaker Portable Bluetooth Speakers Powerful 10 Watt Output 100 Foot Wireless Bluetooth Range 14 Hours Battery Life Water Resistant (IPX5) Offered by Cambridge Soundworks.		\$18.59	1	0
 ONKRON Mobile TV Stand with Wheels - Rolling TV Stand for 50-83 Inch LED LCD Flat or Curved Screen TVs up to 200 lbs - Height Adjustable TV Cart with Shelves - Portable TV Stand (TS1881) Black Offered by ONKRON.		\$333.40	7	0
 IPEVO VZ-R HDMI/USB Dual Mode 8MP Visual Communication Tool for Real-time Projection, Remote Work, Distance Learning, Web conferencing, Video Recording, Live Demos — Works with and Without a Computer Offered by Amazon.com.		\$239.00	5	0
 LG 65-Inch Class UQ9000 Series Alexa Built-in 4K Smart TV (3840 x 2160), 60Hz Refresh Rate, AI-Powered 4K, Cloud Gaming (65UQ9000PUD, 2022) Offered by Amazon.com.		\$596.99	10	0

Encumbrance Register

Options: Year: 2022-2023, Date Range: 7/1/2022 - 6/30/2023, PO Range: 179 - 179, Fund Codes: 11

Fund	PO No	Date	Vendor No	Vendor	Description	Amount
11	179	10/01/2022	13566	ARVEST	ES TECH - ORDER FROM AMAZON	11,000.00
Non-Payroll Total:						\$11,000.00
Payroll Total:						\$0.00
Balance Forward:						\$0.00
Report Total:						\$11,000.00

Wellston Schools (10-3-2022)				
Site/Grade level	Total Students	Max Capacity	Vacancies	Notes
PreK	38	44	6	2 Teachers X 22 = 44
K	32	40	8	2 Teachers X 20 = 40
1	33	40	7	2 Teachers X 20 = 40
2	46	40	0	2 Teachers X 20 = 40
3	42	40	0	2 Teachers X 20 = 40
4	30	50	20	2 Teachers X 25 = 50
5	38	50	12	2 Teachers X 25 = 50
6	42	50	8	
7	33	50	17	
8	51	60	9	
9	32	50	18	
10	37	50	13	
11	37	50	13	
12	24	50	26	
	515	664	157	

AGREEMENT BETWEEN

**TEEL OSWALD, CERTIFIED SCHOOL PSYCHOLOGIST
4413 STEVEN DRIVE
EDMOND, OK 73013**

AND

WELLSTON SCHOOL DISTRICT

For and in consideration of the mutual terms, promises and agreements herein contained, together with other good and valuable consideration, this contract entered by and between WELLSTON INDEPENDENT SCHOOL DISTRICT NO. 4, LINCOLN COUNTY, OKLAHOMA, (herein referred to as "Wellston School District") and TEEL OSWALD, CERTIFIED SCHOOL PSYCHOLOGIST, as follows:

TERM OF CONTRACT: The term of this contract shall commence the 15th day of September, 2022, and shall continue through the 30th day of June, 2023, at which time the contract shall automatically terminate. No contracted services are to be performed after the termination of date of this contract nor shall Wellston School District reimburse or pay for any services of any kind or nature performed after the termination date.

CONTRACTED SERVICES: During the term of this contract, Teel Oswald, Certified School Psychologist, agrees to provide the following services when, and if, requested by Wellston School District:

Administer comprehensive test batteries to Wellston School District students referred by the Director of Special Services;

Score battery of tests and provide an appropriate written summary within the time specified by Wellston School District; if no period of time stated, within a reasonable time;

Attend Eligibility/IEP meetings upon request of the Director of Special Services.

All contracted services shall be performed by Teel Oswald, Certified School Psychologist, who shall be required to be, and remain properly certified in appropriate professional areas and to competently perform contracted services. Wellston School District may, at any time, request credentialing and/or certification documentation from Teel Oswald, Certified School Psychologist, and said documentation will be provided by Teel Oswald, Certified School Psychologist. All services shall be performed in accordance with the ethical and professional standards applicable to the professional services performed.

COMPENSATION: Teel Oswald, Certified School Psychologist, shall be paid as full and total compensation for contracted services, upon proper performance of services and receipt of proper billing supported by affidavits required by law, the amount or amounts indicated on "SCHEDULE A", attached hereto, for all services rendered at the request of Wellston School District. The billing will specifically identify the student by initials (for purposes of confidentiality), attention of the Director of Special Services, the services, date or dates services were performed, in sufficient detail to allow Wellston School District to identify, without further inquiry, the propriety of billing. Billing statements shall accompany the psycho-educational reports, or upon completion of eligibility meetings.

Wellston School District shall not be liable for any costs, expenses, or services of Teel Oswald, Certified School Psychologist, pertaining to the contracted services for the compensation herein set forth. Teel Oswald, Certified School Psychologist, and Wellston School District shall, at the request of Wellston School District, participate in periodic review of contracted services actually provided to evaluate the quality, cost effectiveness, and efficiency of services delivered. Teel Oswald, Certified School Psychologist, shall keep and maintain records sufficient to enable such a review.

COMPLIANCE WITH STATE AND FEDERAL LAWS: Teel Oswald, Certified School Psychologist, shall at all times comply with the Civil Rights Act of 1964, and all other state and federal laws, rules, or regulations applicable to the performance of contracted services.

Teel Oswald, Certified School Psychologist, shall not allow, authorize or permit any principal, agent, officer, servant, professional, associate or employee of Teel Oswald, Certified School Psychologist, who has been convicted of a felony in any jurisdiction within the past ten (10) years, or who has been convicted in any state or federal court of any sex offense subject to the Sex Offenders Registration Act of this state or any other jurisdiction to be on the premises of Wellston School District during performance of any contracted service, to work with or be around or in the presence of Wellston School District students, or to have access to any record of any kind related to Wellston School District students.

STUDENT RECORDS: Upon referral, Wellston School District shall make available to Teel Oswald, Certified School Psychologist, and only such information as is relevant to the services performed. Teel Oswald, Certified School Psychologist, shall not release or disclose any information regarding any student referred to Wellston School District to third parties without the express written consent of Wellston School District, the express written consent of the custodial parent or legal guardian of the student, or a court order.

TERMINATION: This contract may be prematurely terminated by either parties upon ten (10) days written notice of the other party.

STATUS AS AN INDEPENDENT CONTRACTOR: In performance of all services specified, Teel Oswald, Certified School Psychologist, shall be an independent contractor and not an employee, agent, servant, principal, partner or joint venturer of or with Wellston School District. The means of carrying out the contracted professional services herein required shall be within the professional discretion of Teel Oswald, Certified School Psychologist, provided however, Teel Oswald, Certified School Psychologist, shall perform all services in a timely, competent and professional manner consistent herewith.

HOLD HARMLESS: Teel Oswald, Certified School Psychologist, shall be exclusively responsible for, and hold Wellston School District fully and forever harmless from, any and all liability, injury and damages, of any kind or nature, to any Wellston School District student, patron or third party, caused by directly or indirectly by any act, omission, negligence, or malpractice of Teel Oswald, Certified School Psychologist, her staff, employees, agents, servants, or others performing contracted services for, with or on behalf of Teel Oswald, Certified School Psychologist.

LIABILITY INSURANCE: Teel Oswald, Certified School Psychologist, herewith agrees to keep in full force and effect, during and throughout the terms of this contract, complete and comprehensive liability insurance in the minimum amount of \$300,000.00 per occurrence insuring Teel Oswald, Certified School Psychologist, her staff, employees, agents, or others performing the contracted services for, with or on behalf of Teel Oswald, Certified School Psychologist, for any and all liability, injury and damages of any kind or nature to Wellston School District, its

SCHEDULE A

Teel Oswald
4413 Steven Drive
Edmond, OK 73013
(405)550-4855 cell
teelosw@gmail.com

Educational evaluation only - \$375.00

- Observations
- File review
- Standardized Evaluation – cognitive/intelligence, achievement, perceptual processing
- Written report

Psychological/Social-Emotional evaluation only - \$375.00

- Observations
- File review
- Interviews
- Evaluation – informal & formal psychological assessment
- Written report

Psycho-Educational evaluation (psychological & educational) - \$575.00

- Includes all components listed above

Special Education consultations, interventions, and/or meetings - \$50.00
(minimum one hour billed)

GRADUATION REQUIREMENTS

The Wellston Board of Education recognizes that a 12-year course of study in certain specific subject areas has proven to be beneficial in assisting students to become productive citizens and to prepare for advanced study. Therefore, it is the policy of the board of education that a minimum of 24 units of credit be earned in the subject areas listed below to be eligible for graduation. All students, in order to graduate from an Oklahoma public school, will be required to complete the “college preparatory/work ready curriculum units or sets of competencies” at the secondary level. A student will be allowed to enroll in the core curriculum in lieu of the requirements of the college preparatory/work ready curriculum upon the written approval of the parent or legal guardian of the student. Current state graduation requirements will be deemed to be the “core curriculum” option. The “college preparatory/work ready curriculum” will include the following:

4 units of English to include Grammar, Composition, Literature, or any English course approved for college admission requirements;

3 units of mathematics, limited to Algebra I, Algebra II, Geometry, Trigonometry, Math Analysis, Calculus, Advanced Placement Statistics or any mathematics course with content and/or rigor above Algebra I and approved for college admission requirements;

3 units of laboratory science, limited to Biology, Chemistry, Physics, or any laboratory science course with content and/or rigor equal to or above Biology and approved for college admission requirements;

3 units of history and citizenship skills, including one unit of American History, one-half unit of Oklahoma History, one-half unit of United States Government and one unit from the subjects of History, Government, Geography, Economics, Civics, or Non-Western culture and approved for college admission requirements;

2 units of the same world or non-English language or two units of computer technology approved for college admission requirements, whether taught at a high school or technology center school, including computer programming, hardware, and business computer applications, such as word processing, databases, spreadsheets, and graphics, excluding keyboarding or typing courses;

1 additional unit selected from the above categories or career and technology education courses, concurrently enrolled course, Advanced Placement courses or International Baccalaureate courses approved for college admission requirements; and

1 unit or set of competencies of fine arts, such as music, art, or drama, or 1 unit or set of competencies of speech.

In order to graduate from the district with a standard diploma, students shall complete the following core curriculum units at the secondary level:

GRADUATION REQUIREMENTS (Cont.)**Language Arts**

4 units or sets of competencies

1 unit of Grammar and Composition
and

3 units which may include

American Literature

English Literature

World Literature

Advanced English Courses

Other English courses with content and/or rigor
equal to or above grammar and composition

Mathematics

3 units or sets of competencies

1 unit of Algebra I ¹
and

2 units which may include:

Algebra II

Geometry ¹

Trigonometry

Math Analysis or Precalculus

Statistics and/or Probability

Calculus

Computer Science I and II

Intermediate Algebra

Mathematics of Finance

Contextual mathematics courses that enhance
technology preparation whether taught at a
(1) comprehensive high school, or (2)
technology center school when taken in the
tenth, eleventh, or twelfth grade, taught by a
certified teacher, and approved by the State
Board of Education and the district board of
education

Mathematics courses taught at a technology
center school by a teacher certified in the
secondary subject area when taken in the
tenth, eleventh, or twelfth grade upon
approval of the State Board of Education and
the district board of education

Other mathematics courses with content and/or
rigor equal to or above Algebra I

A science, technology, engineering and math
(STEM) block course.

Social Studies

3 units or sets of competencies

1 unit of United States History

½ to 1 unit of United States Government

½ unit of Oklahoma History

½ unit to 1 unit which may include:

World History

Geography

Economics

Anthropology

Other social studies courses with content and/or
rigor equal to or above United States History,
United States Government, and Oklahoma
history

The Arts and Computer Education

1 unit or set of competencies which may include, but
is not limited to, courses in Visual Arts and
General Music and 1 unit or set of
competencies of computer technology,
whether taught at a high school or a
technology center school, including computer
programming, hardware and business
computer applications, such as word
processing, databases, spreadsheets, and
graphics, excluding keyboarding or typing
classes

Science

3 units or sets of competencies of laboratory science
approved for college admission requirements:

1 unit or set of competencies of life science,
meeting the standards for Biology I:

1 unit or set of competencies of physical science,
meeting the standards for Physical Science,
Chemistry or Physics; and

1 unit or set of competencies from the domains of
physical science, life science or earth and
space science such that content and rigor is
above Biology I or Physical Science.

Electives

8 units or sets of competencies

GRADUATION REQUIREMENTS**(Cont.)**

In addition to the curriculum requirements, students shall complete the requirements for a personal financial literacy passport as set forth in the Passport to Financial Literacy Act.

All students are strongly encouraged to complete two units or sets of competencies of world language classes and two units or sets of competencies of physical and health education as part of the core curriculum.

Credit may be given for the above-referenced classes when the courses are taken in the seventh or eighth grades if the teachers are certified or authorized by law to teach the subjects for high school credit and the required course rigor is maintained.

Courses offered by a supplemental education organization that is accredited by a national accrediting body and that are taught by a certified teacher and which provide for the teaching and learning of the appropriate skills and knowledge in the OAS (Oklahoma Academic Standards) may, upon approval of the State Board of Education and the school district board of education, be counted for academic credit and toward meeting state graduation requirements.

No student will be allowed to receive credit more than once for completion of the same unit or sets of competencies. All of the above-referenced classes may not be offered by the district. However, sufficient courses shall be offered to allow students to meet the graduation requirements during the secondary grade years of the student.

The remaining units need to consist of coursework designed to meet the individual needs and interests of the student. However, all students in grades nine through twelve are required to enroll in a minimum of six periods, or the equivalent in block scheduling, of rigorous academic and/or rigorous vocational courses each day, which may include arts, vocal and instrumental music, speech classes, and physical education classes.

Students who transfer into this school district from out of state after their junior year of high school shall not be denied, because of differing graduation requirements, the opportunity to be awarded a standard diploma. This applies to students who would be unable to meet the specific graduation requirements listed above without extending the date of graduation. Exception from the graduation requirements will be based on rules established by the State Department of Education. All exceptions and the reasons therefor shall be reported to the State Department of Education on or before July 1 of each year.

~~Early graduation from high school is not offered by this district. Students are expected to complete eight (8) semesters of high school in order to graduate and receive a diploma.~~

All course credit earned through examination by students in required curriculum areas shall be appropriately noted on the student's transcript and/or student record. Completion may be recorded with a letter grade or pass notation, credits earned by a student through examination in accordance with the provisions of 210:35-27-2 shall be transferrable to or from any other school district within the State of Oklahoma in which the student was enrolled, is currently enrolled, or may be enrolled. Credit for units of secondary coursework in curriculum areas required for graduation count toward meeting the requirements for the high school diploma.

Beginning with the 2015-2016 school year, all students shall be required to receive instruction in cardiopulmonary resuscitation (CPR) and the awareness of the purpose of an automated external defibrillator at least once between

GRADUATION REQUIREMENTS (Cont.)

ninth grade and high school graduation. A school administrator may waive this requirement for an eligible student who has a disability. A student may also be excused from this requirement if a parent or guardian of the student objects in writing.

Students who start ninth grade prior to or during the 2016-2017 school year will be required to complete an assessment in order to graduate with a standard diploma. The assessment required will be one that is required or has been required by the Oklahoma School Testing Program or an alternate assessment as approved by the superintendent. The highest-achieved score on the assessment and any business and industry-recognized endorsements attained will be reflected on the student's transcript.

Beginning with ninth graders in the 2021-2022 school year, in order to graduate from a public high school accredited by the State Board of Education, students shall pass the United States naturalization test. The United States naturalization test shall be provided at least once per school year, beginning as early as eighth grade. Students may retake the exam upon request and as often as desired until earning a passing score. A passing score shall be 60 out of 100 questions. The district shall exempt students with disabilities whose individualized education program (IEP), consistent with state law, indicates that the student is to be assessed with alternative achievement standards through the Oklahoma Alternative Assessment Program (OAAP).

REFERENCE: 70 O.S. § 11-103.2c
70 O.S. § 11-103.6
70 O.S. § 1210.199
70 O.S. § 1210.508