

Curriculum Committee Meeting

Wednesday, March 9, 2022 9:00 AM

Virtual Meeting

I. Call to Order

II. Update on K-5 reading

- Presentation on Fountas & Pinnell reading assessment
- Update on reading intervention

III. Update on K-12 Math

- Learning Walks December 2021-February 2022
- Professional development

IV. Caring for students, teachers and colleagues

- March 21 Professional Development Day
- Community conversation with Dr. Kaplan February 23, 2022

V. Follow up on next steps regarding the Developmental Relationships Survey

VI. Approval of February 2022 meeting minutes

VII. Other Curricular Issues

K-5 Literacy and SRBI Data Update

Curriculum Committee
March 9, 2022

What is the Fountas and Pinnell Benchmark Assessment System?

- Text based assessment
- Assesses accuracy, oral reading fluency, and comprehension
- Establishes independent and instructional levels of text
- “Benchmarks” student performance throughout the year
 - Below Benchmark
 - Approaching Benchmark
 - Meeting Benchmark
 - Exceeding Benchmark
- Provides abundant information teachers use in conferring and small group instruction

How Does F&P Inform Instruction?

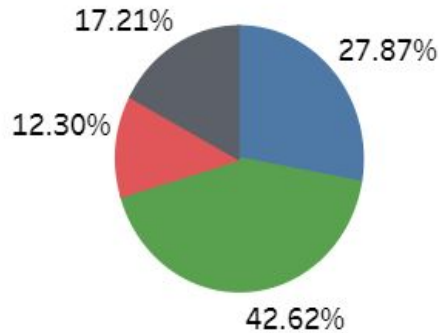
- Accuracy
 - Analyze miscues and types of errors
 - Notice how students approach and attempt unknown words
 - Monitor opportunities for self correction
- Oral Reading Fluency
 - Rate
 - Expression
 - Phrasing
- Comprehension
 - Within the Text
 - Beyond the Text
 - About the Text

Kindergarten Comparison Winter 2021 to Winter 2022

2020-2021

Fountas and Pinnel Winter K-2

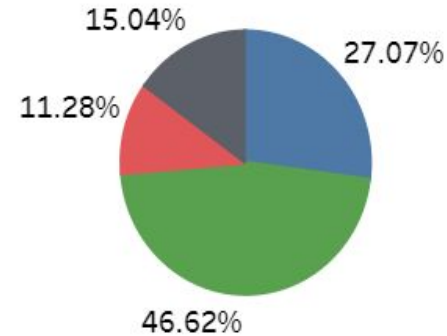
Independence Level



2021-2022

Fountas and Pinnel Winter K-2

Independence Level

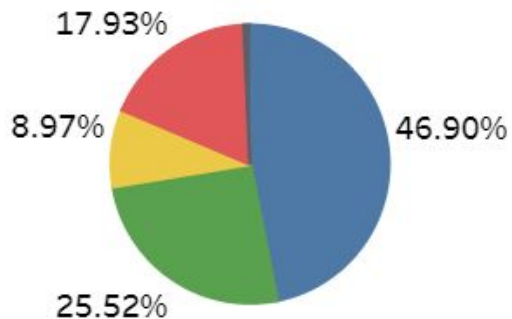


■ Exceeding Benchmark ■ Meeting Benchmark ■ Approaching Benchmark ■ Below Benchmark ■ Null

Current Data - Fall to Winter First Grade

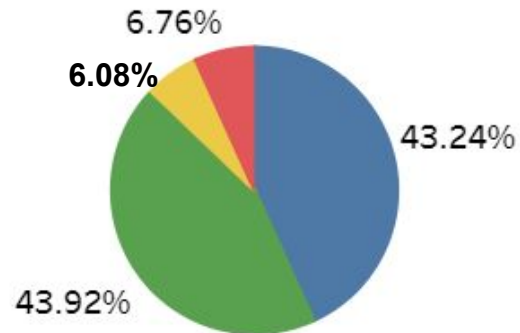
Fountas and Pinnel Fall K-2

Independence Level



Fountas and Pinnel Winter K-2

Independence Level



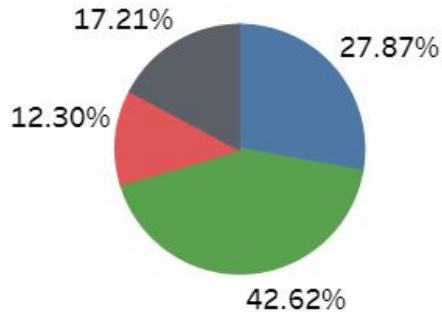
■ Exceeding Benchmark ■ Meeting Benchmark ■ Approaching Benchmark ■ Below Benchmark ■ Null

First Grade Cohort - Winter 2021 to Winter 2022

2020-2021

Fountas and Pinnel Winter K-2

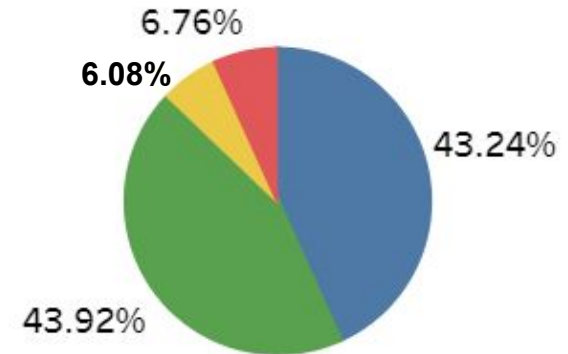
Independence Level



Winter 2022

Fountas and Pinnel Winter K-2

Independence Level

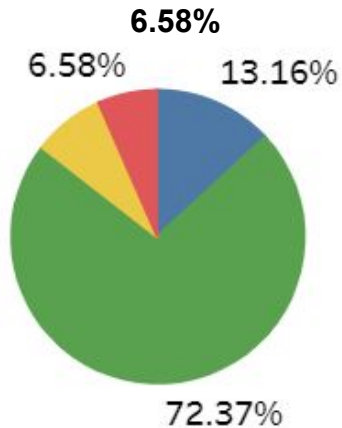


■ Exceeding Benchmark ■ Meeting Benchmark ■ Approaching Benchmark ■ Below Benchmark ■ Null

Current Data - Fall to Winter Second Grade

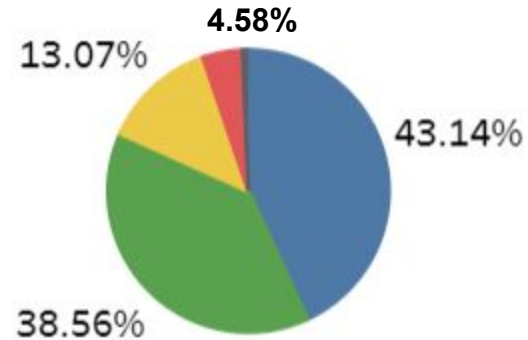
Fountas and Pinnel Fall K-2

Independence Level



Fountas and Pinnel Winter K-2

Independence Level



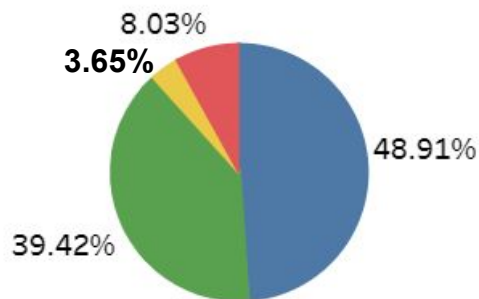
■ Exceeding Benchmark ■ Meeting Benchmark ■ Approaching Benchmark ■ Below Benchmark ■ Null

Second Grade Cohort - Winter 2021 to Winter 2022

2020-2021

Fountas and Pinnel Winter K-2

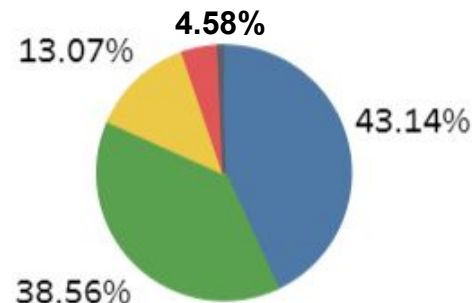
Independence Level



2021-2022

Fountas and Pinnel Winter K-2

Independence Level



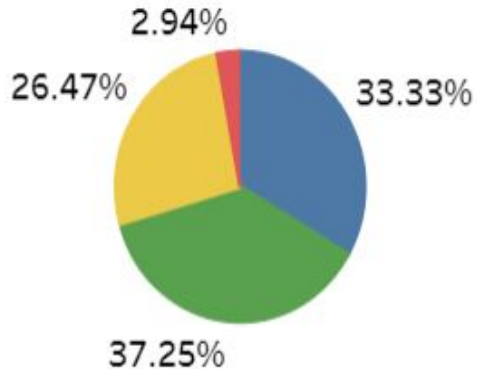
■ Exceeding Benchmark ■ Meeting Benchmark ■ Approaching Benchmark ■ Below Benchmark ■ Null

Grade 2 Comparison Winter 2021 to Winter 2022

2020-2021

Fountas and Pinnel Winter K-2

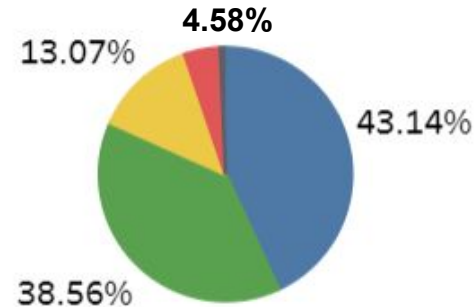
Independence Level



2021-2022

Fountas and Pinnel Winter K-2

Independence Level

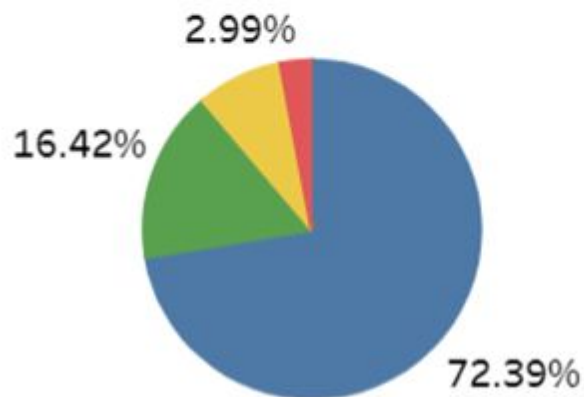


■ Exceeding Benchmark ■ Meeting Benchmark ■ Approaching Benchmark ■ Below Benchmark ■ Null

Current Data - Fall to Winter Third Grade

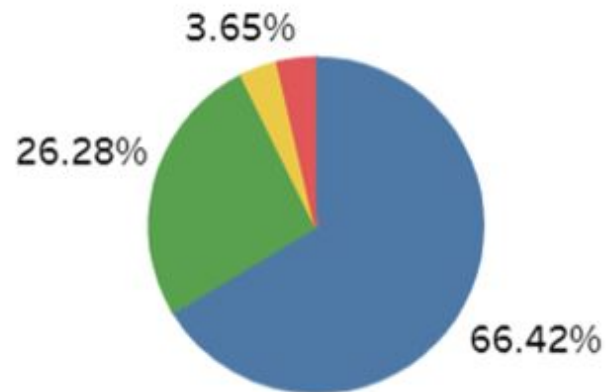
Fountas and Pinnell Fall 3-5

F_P_Indep_Lvl



Fountas and Pinnell Winter 3-5

F_P_Indep_Lvl

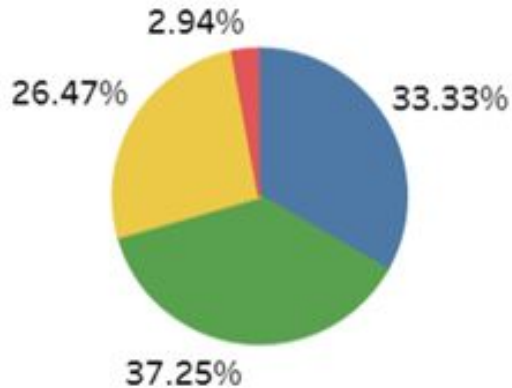


■ Exceeding Benchmark ■ Meeting Benchmark ■ Approaching Benchmark ■ Below Benchmark ■ Null

Third Grade Cohort - Winter 2021 to Winter 2022

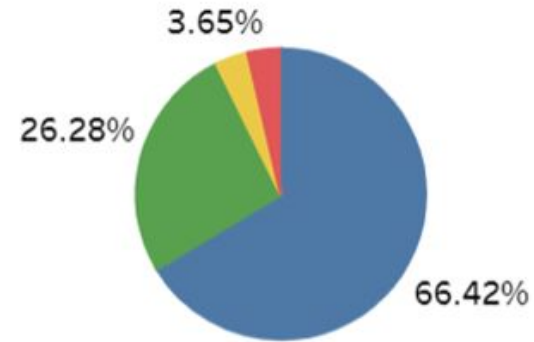
Winter 2021

Independence Level



Winter 2022

F_P_Indep_Lvl

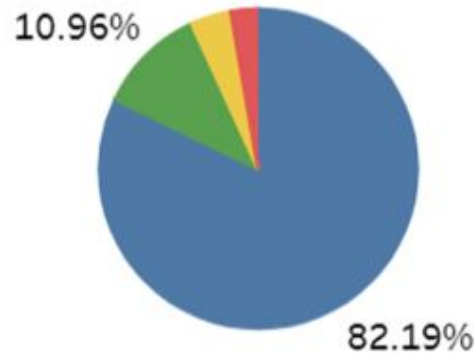


■ Exceeding Benchmark ■ Meeting Benchmark ■ Approaching Benchmark ■ Below Benchmark ■ Null

Current Data - Fall to Winter Fourth Grade

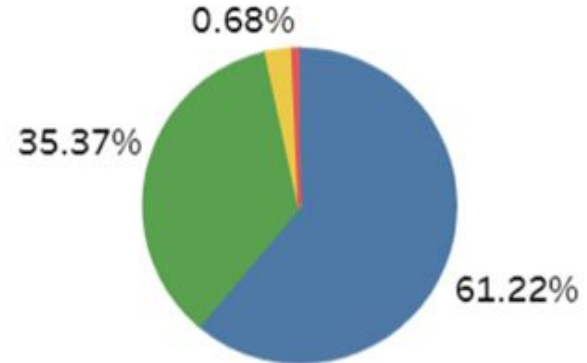
Fountas and Pinnell Fall 3-5

F_P_Indep_Lvl



Fountas and Pinnell Winter 3-5

F_P_Indep_Lvl



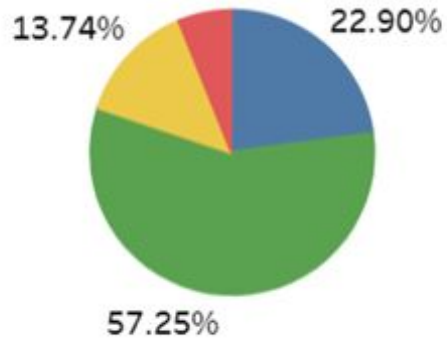
■ Exceeding Benchmark ■ Meeting Benchmark ■ Approaching Benchmark ■ Below Benchmark ■ Null

Fourth Grade Cohort - Winter 2021 to Winter 2022

Winter 2021

Fountas and Pinnell Winter 3-5

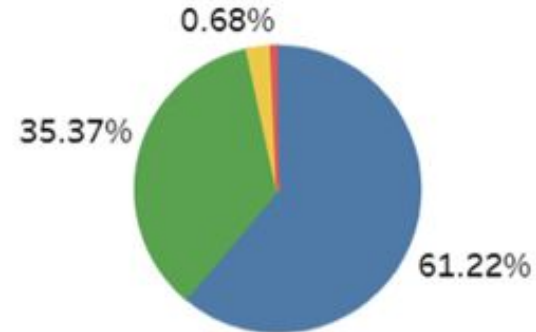
F_P_Indep_Lvl



Winter 2022

Fountas and Pinnell Winter 3-5

F_P_Indep_Lvl

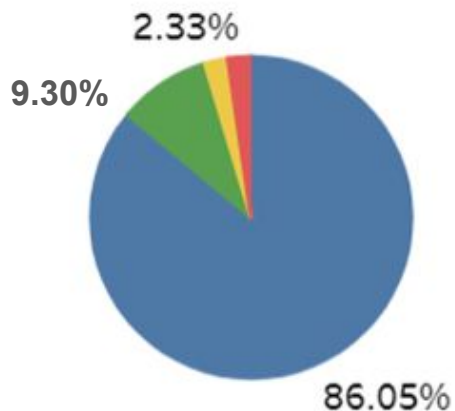


■ Exceeding Benchmark ■ Meeting Benchmark ■ Approaching Benchmark ■ Below Benchmark ■ Null

Current Data - Fall to Winter Fifth Grade

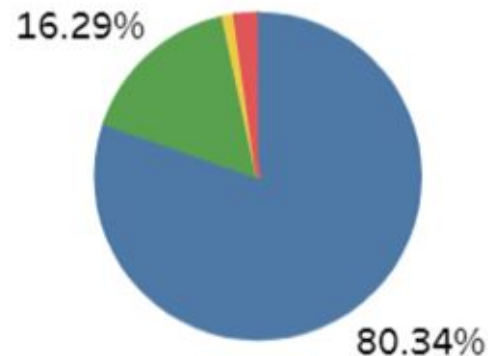
Fountas and Pinnell Fall 3-5

F_P_Indep_Lvl



Fountas and Pinnell Winter 3-5

F_P_Indep_Lvl



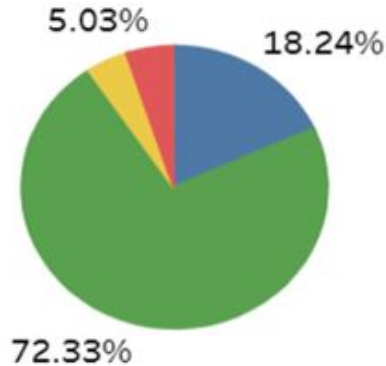
■ Exceeding Benchmark ■ Meeting Benchmark ■ Approaching Benchmark ■ Below Benchmark ■ Null

Fifth Grade Cohort - Winter 2021 to Winter 2022

Winter 2021

Fountas and Pinnell Winter 3-5

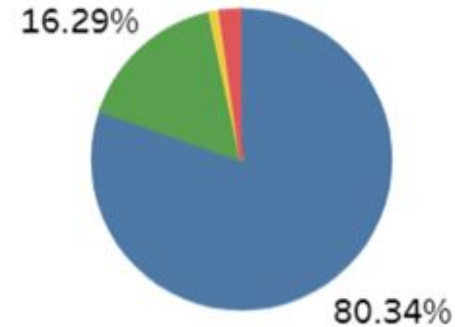
F_P_Indep_Lvl



Winter 2022

Fountas and Pinnell Winter 3-5

F_P_Indep_Lvl



■ Exceeding Benchmark ■ Meeting Benchmark ■ Approaching Benchmark ■ Below Benchmark ■ Null

SRBI - How Are We Supporting Students Below Benchmark?

- Data Teams Meet at least 3-4 times per year
- Data Analysis:
 - Universal Screening Data
 - Additional classroom and diagnostic data
- Decisions are made regarding levels of SRBI that may be needed
- Classroom strategies are discussed and communicated to the teacher
- Progress is monitored to determine whether changes need to be made

K-5 SRBI Trends 2021-22

Grade	September	October	December	March
K	0	0	1	7
1	12	22	21	11
2	5	8	9	10
3	5	8	8	6
4	7	6	5	3
5	3	2	2	0

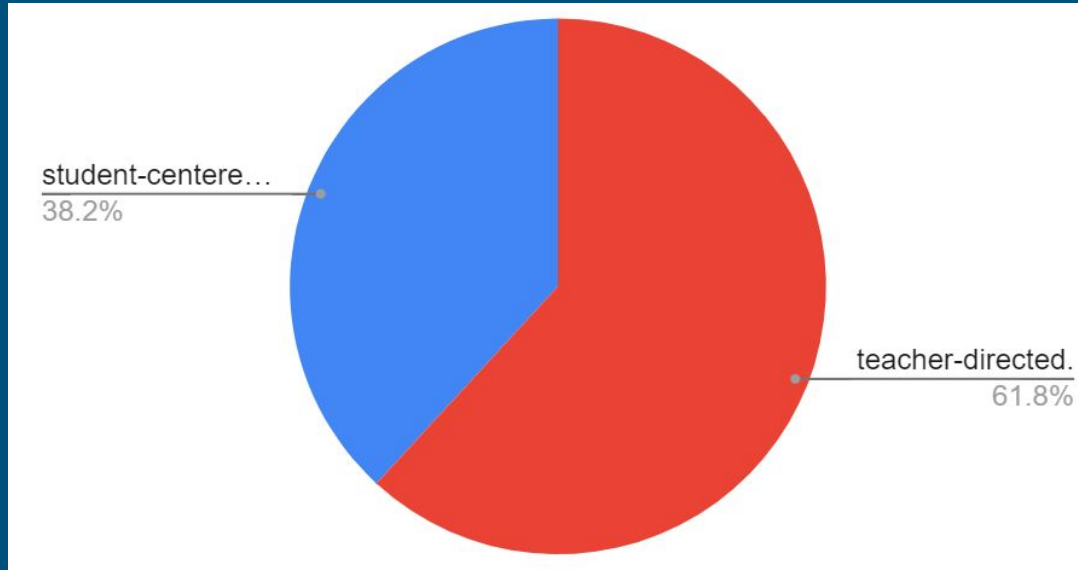


Math Learning Walks

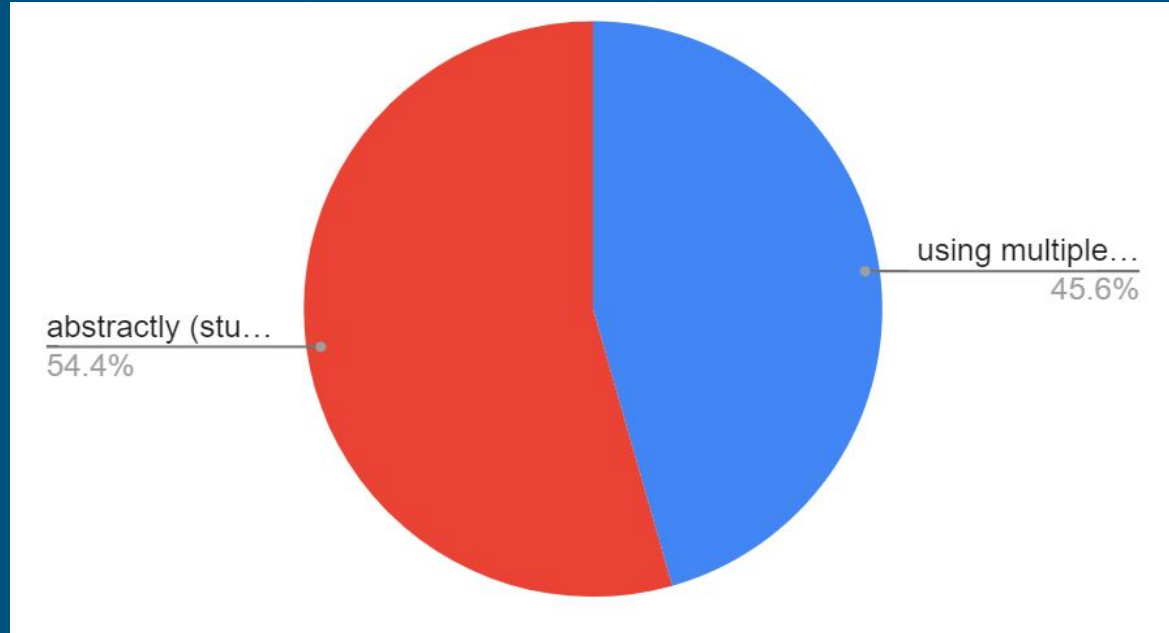
Grades 6-12
December 2021 - February 2022



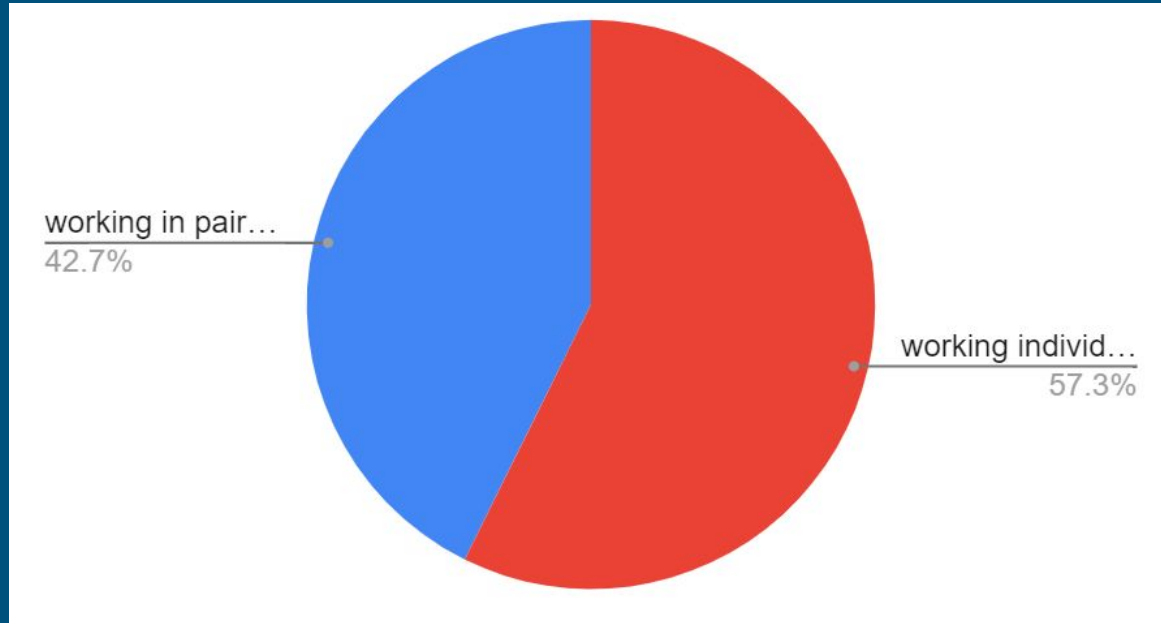
Student Centered vs. Teacher Directed Learning



Presenting Math Abstractly vs. Using Multiple Representations



Individual vs. Collaborative Student Work



PD with John Antonetti

Identifying Similarities and Differences


Learning With Others

Next Steps

Book study

Individual commitment from each department member

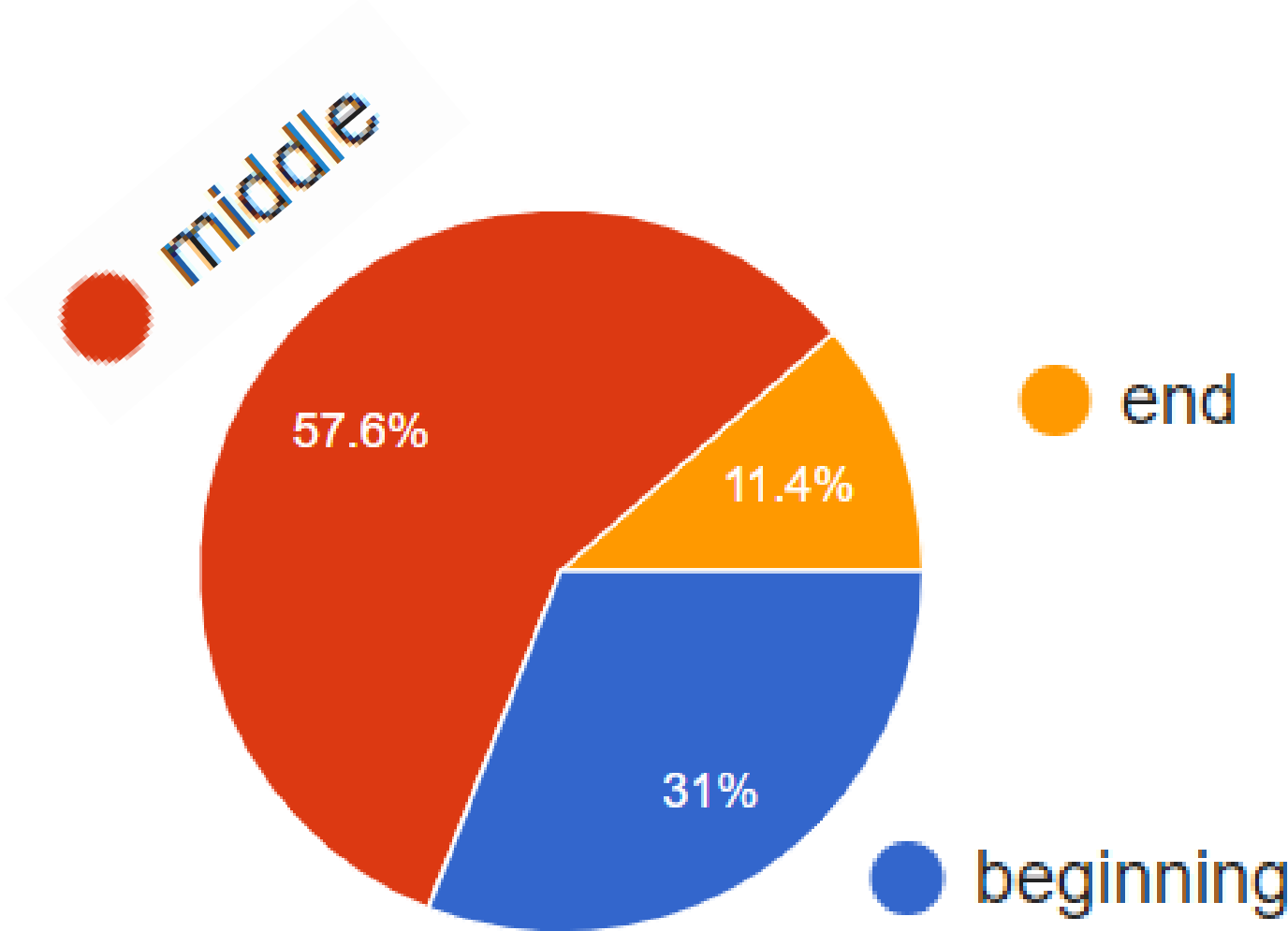
Monthly share out at department meetings for accountability



K - 5 Summary Learning Walk Data Dec.-Feb. 21-22

Segment of Lesson

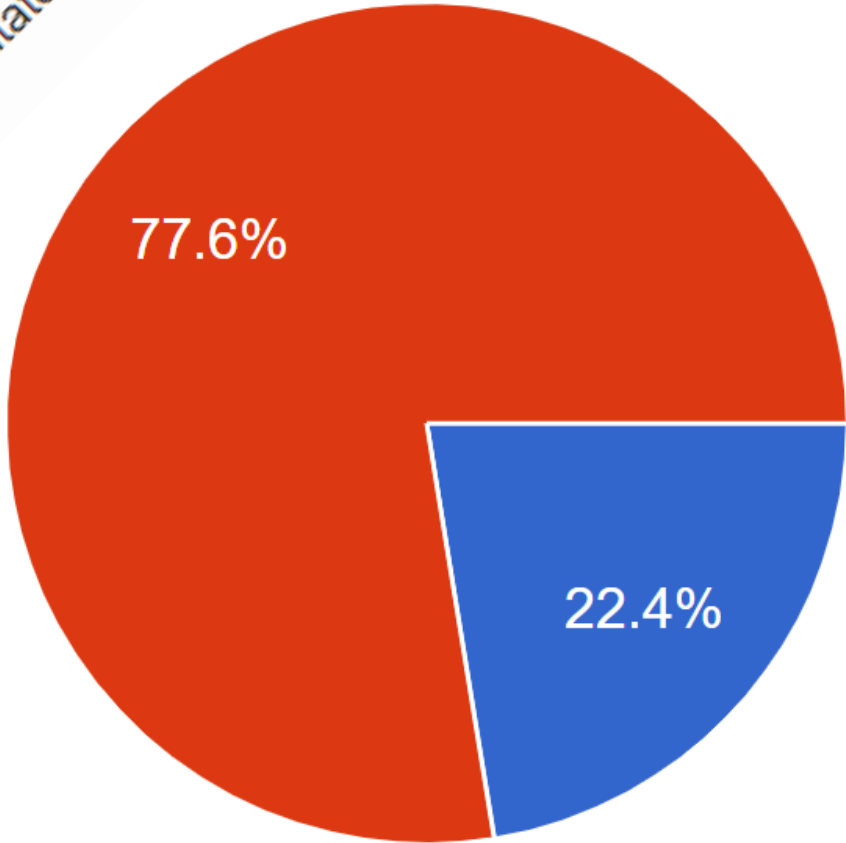
210 responses



Teacher Centered VS. Student Centered

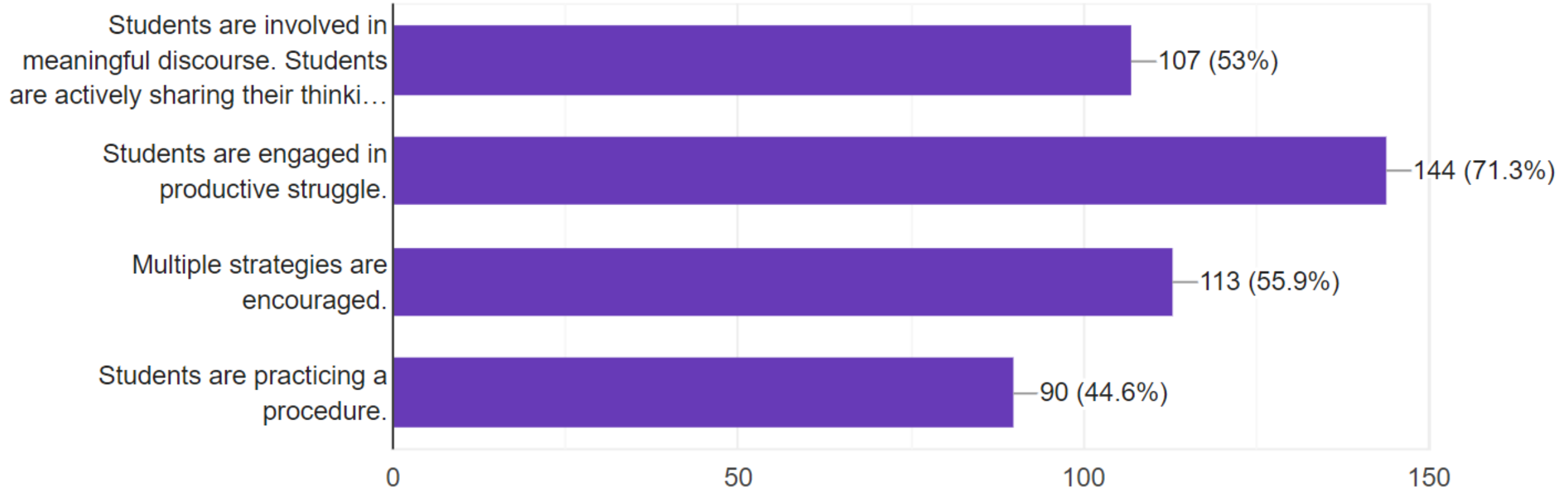
210 Responses

● The students are doing more of the math than the teacher (Teacher=Facilitator.)



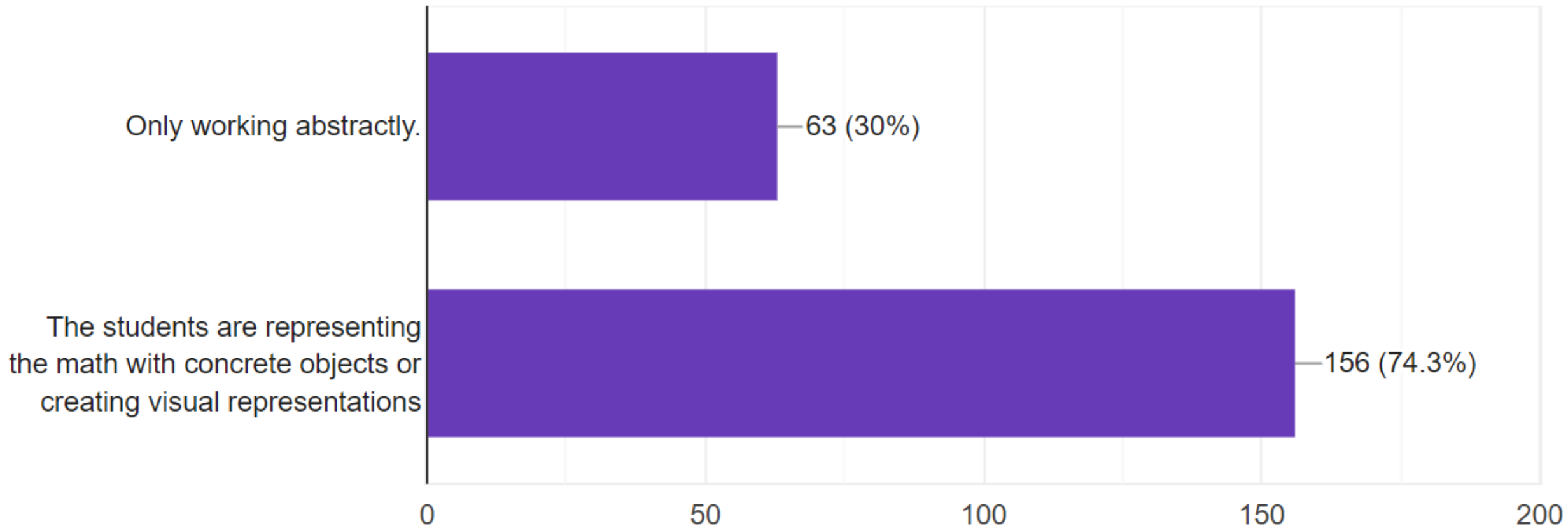
● The teacher is delivering math knowledge.

If Student Centered...



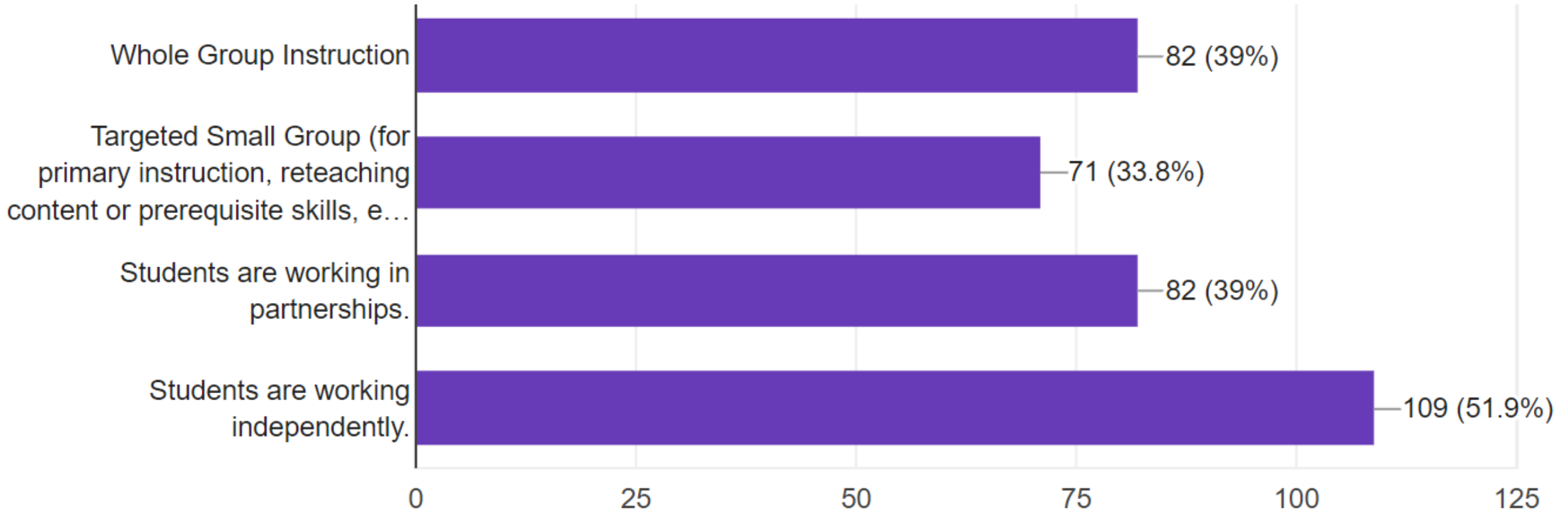
Concrete – Pictorial – Abstract

210 Responses



Meaningful Grouping for Instruction

210 Responses



Curriculum Committee Meeting

February 9, 2022, 9:00 a.m.

Via Google Meet

Present Committee Members:

Bernadette Kingsley (Chairperson), David Felton, Taffy Miller

Present Administration:

Lisa Wolak, Superintendent; Kenneth Crow, Ed.D., Assistant Superintendent; Juliane Givoni, WHS Interim Principal; Matthew Filip, WHS Assistant Principal; Dan Doak, WMS Principal; Pattie Falber, WIS Principal; Laura Kaddis, HES Principal; Dan DiVito, Director of Digital Learning and Technology

Members of the Public:

Anthony Pesco, Kristana Esslinger, Jon Dillon, Michelle Halpin

1. Call to Order

The meeting was called to order at 9:03 a.m.

2. Initial presentation and discussion of the developmental relationships survey results in anticipation of the February 15 Board of Education Meeting

Discussion:

- Mr. Filip spoke and gave a presentation on the Developmental Relationship and Drug and Alcohol Student Survey findings.
- There were four modules in the Developmental Relationships part of the survey— Developmental relationships with teachers; Social-emotional competencies; Experiences of school as a safe and just place; and Academic motivations, goals and mindsets. Mr. Filip gave an overview of each module and Mr. Doak read some sample questions on this part of the survey.
- The Committee discussed their concerns with the percentage of students reporting weak experiences in the area of emotional safety and discussed their concern for moderate experiences as being a “default” answer for students.
- The WPS administration reported it would meet with ADAP and their survey consultant for a more in depth look at the data. More in-depth data is to be presented to the full Board at the February 15 Board of Education meeting.
- Mr. Doak spoke and presented on the Drug-Free Communities portion of the survey.
- The four core measures were students’ alcohol and drug use in the past 30 days; students’ perception of parents’ feelings about substance abuse; students’ perception of friends’ feelings about substance abuse; and students’ perceptions of risk in the

use of these substances. Each of the survey measures reported were compared to the survey findings conducted in 2017.

- The Committee discussed the survey findings for the high school and middle school and had questions about how certain questions were quantified.
- Mrs. Esslinger, the WHS PTO President was invited to share her parent perspective. She shared her concerns about students who are struggling emotionally, especially those who are not identified as needing help and working with the school's social workers.

3. Midpoint presentation and discussion on the district's academic goals

Discussion:

- Dr. Craw presented a report on academic goals in reading and math for grades 1-8. He spoke on the math action plan to date and the importance of mid-year academic growth measurements.
- The District has expanded the use of Tableau to disaggregate data. Teachers use this data to inform their practice in the classroom.
- Both Ms. Kaddis and Ms. Falber spoke on the team effort between the teachers and administration to dig into the data.
- The MAP test results will be sent home in a report in time for parent-teacher conferences. However, teachers do not wait for parent conferences to reach out to parents to communicate if a student is struggling.

4. Approval of January 2021 minutes

Motion Passed: Move that the Curriculum Committee approve the January 2022 meeting minutes. This motion was made by David Felton and seconded by Bernadette Kingsley. (Ms. Miller had to leave the meeting before the vote.)

2 Yeas – 0 Nays

7. Other curricular issues

Discussion:

No other curricular issues were put forth for discussion.

Meeting adjourned at 11:19 a.m.

Respectfully submitted,

June Curiano