



Monday, August 12, 2024
USD #333 USD333 Board of Education Regular Meeting

**AGENDA FOR UNIFIED SCHOOL DISTRICT NO. 333
CLOUD COUNTY, KANSAS**

6:00 PM

USD #333 Board of Education Administrative Offices, 217 W. 7th St., Concordia, KS 66901

A. OPENING ITEMS

1. Call To Order
6:00pm by President Brad Berk
2. Pledge of Allegiance
3. Members Present

B. CONSENT ITEMS

1. Adopt Agenda for Meeting
2. Approval of Minutes
3. Accept Gifts and Donations
4. Approval of Encumbrances as listed in the Superintendent's Report
5. Approval of Financial/Treasurer's Report/CapitalOne
6. Administrator/Building Reports
7. Vote on Consent Items
(NAME HERE) moved to accept and approve the consent items as listed. Second by (NAME HERE). Motion carried ##-##.

C. PUBLIC COMMENTS

Open Forum Guidelines

3

D. STUDENT/PATRON PARTICIPATION/RECOGNITION

1. CES
2. CMS
3. CHS
4. Foundation

E. INFORMATION/UPDATE/COMMUNICATION

1. Revenue Neutral Rate Hearing 2024 - **September 9th at 6:00pm**
2. Budget Hearing Date - **September 9th at 6:05pm**
3. Enrollment Report 2024-2025
4. Safe and Civil Update
5. Facility Updates - STG1
6. Budget
333Codes2025

6

F. EXECUTIVE SESSION

G. BOARD ACTION ITEMS

1. Early Graduation Request
Hanson Early Graduation Request

159

2. Handbook Revisions CJSHS Handbook 2024-2025	160
3. KASB Policy Updates - tabled from July	
4. Middle School/CAP Year-round surface Concordia Middle School Concordia MS - KS Landscaping Surface Submittal 1.1	217 219
5. LCNCK Contract - Bylaws LCNCK By-Laws FY ' 25.docx	222
6. Board of Education Goals 2024-2025	
7. Delegate Assembly - KASB Convention - November 15th, 16th & 17th	
8. USD 333 Core Beliefs Core Beliefs 2024	227

H. CERTIFIED and CLASSIFIED PERSONNEL

1. New Hires/Transfers/Resignations/Terminations of <u>CERTIFIED STAFF</u> for 2023-2024 or 2024-2025 School Year (if needed)	
2. New Hires/Transfers/Resignations/Terminations of <u>CLASSIFIED STAFF</u> for 2023-2024 or 2024-2025 School Year (if needed) Classified List1	228

I. ADJOURN

There being no further business to come before the meeting, President Brad Berk declared the meeting adjourned at ***** pm, Monday, *****, 2024, until Monday, *****, 2024, when said body will meet in regular session at 6:00 pm at the Board of Education Meeting Room.

Brad Berk, President

Shana Stokes, Board Clerk



Concordia USD 333



Board of Education Meeting

Open Forum Guidelines

Guidelines for the Open Forum

1. Any person wishing to address the Board in public forum must sign up on the sign-up sheet. The presiding officer of the public meeting will moderate the open forum anticipating the forum will be limited to thirty minutes.
2. As a courtesy and as a part of the public record, each speaker should identify themselves with name and address. Each speaker will be allowed three (3) minutes to address the Board. The Board may engage the speaker for clarification of the issue. The three minutes time limit may go longer based on Board questions.
3. The Board will not debate past decisions made by the current governing body or any past governing body.
4. The Board seeks only constructive criticisms and suggestions.
5. The Board will only allow one speaker at a time and a proper decorum will be enforced.
6. Speakers should keep their comments short and to the point.
7. Engaging in active debate with the Board or anyone in the audience will not be allowed.
8. All remarks and suggestions must be respectful and courteous, free of name-calling and/or personal attacks.
9. Persons making comments which violate the privacy rights of district employees or students will be asked to stop speaking or cease their remarks immediately. If a patron or parent has a concern with one or more employee(s), the Board will refer that person to the appropriate employee or the Superintendent.
10. No remarks will be allowed that contain vulgarities or inappropriate language.
11. No speakers may have the floor more than one time until all who wish to speak have been given the opportunity. The presiding officer will determine the order of speakers.
12. All comments must be directed to the Board as a whole, not to any specific member or to any person who is not a Board member.

Procedures to address the Board during Open Forum:

1. Print your name on the sign-up sheet and list the topic of your presentation.
2. The sign-up sheet will be given to the Board President at the beginning of the meeting.
3. The Board President will call each person on the sign-up sheet during the public forum agenda.
4. State your name, address, and summarize your concerns/suggestions. Limit your presentation to approximately three minutes. This may go longer based on Board questions.

BCBI **Public Participation at Board Meetings** (See BCAE and KN) **BCBI**

Open Forum

The president or presiding officer may ask patrons attending if they would like to speak during the open forum. Rules for the public forum will be available from the clerk prior to the board meeting and at the meeting itself. The board president may impose a limit on the time a visitor may address the board. The board president may ask groups with the same interest to appoint a spokesperson to deliver the group's message. Except to ask clarifying questions, board members shall not interact with speakers at the open forum.

Patron-Requested Agenda Items

Any patron may request addition of a specific agenda item and shall notify the superintendent {seven} days prior to the meeting and state the reason(s) for the request. The superintendent shall determine whether the request can be solved by staff without the patron's appearance before the board. If not, the superintendent shall consult with the board president, and the patron's request may be placed on the next regular board meeting agenda.

Handling Complaints

The superintendent may refer complaints to the board only if a satisfactory adjustment cannot be made by a principal, the superintendent, or other appropriate staff members.

Approved: KASB Recommendation – 1/01; 4/07



Unified School District No. 333

Administrative Offices

217 West 7th Street

Concordia, Kansas 66901-2803

Phone: (785) 243-3518

Fax: (785) 243-8883

www.usd333.com

TRUST OWNERSHIP CULTURE

REQUEST TO ADD AN AGENDA ITEM

This form must be completed and return to the clerk of the Board or the superintendent at least **7 days** before the meeting at which you wish to speak.

Your request will be reviewed, and one of two recommendation will be made:

1. Referral of your request to the appropriate administrator.
2. Decision by the Board of Education to add as an agenda item.
 - a. Presentation shall not exceed **5 minutes**.
 - b. Subject, other than policy issues, will generally be referred to the administration.
 - c. Comments shall be limited to issues and not refer to individual staff or students.
 - d. Presentation must be in good taste befitting the occasion and the dignity of the board meeting.
 - e. Typed copy or outline of your presentation should be included with this request form. Permission to appear before the board at a regular meeting is subject to the above guidelines.

Name _____

Address _____ Telephone _____

Individual or Organization you represent _____

Organization's address _____

Signature _____ Date _____

District Official's signature _____

Date received _____ Time received _____

QUENTIN BREESE
Superintendent

KELLY STRUEBING
Director of Operations

Chad Eshbaugh
CJSHS Principal

Skylar Hittle
CJSHS AD/Asst. Principal

Curtis Noon
CMS Principal

Derek Holmes
CES Principal

Krystal Breese
Curriculum & Assessment

BOARD OF EDUCATION

BRYAN BOMBARDIER
President

TONY MILLER
Vice President

BRAD BERK

JOHN CULLEY

NANCY OWEN

JENNY PARKER

KEVIN POUNDS

#concordiaproud

TRUST OWNERSHIP CULTURE

AN EQUAL EMPLOYMENT/EDUCATIONAL OPPORTUNITY AGENCY

Budget Contents

(clicking on a link will take you directly to the worksheet)

Codes

[Open page - USD Information - DO FIRST](#)
[C01-Certificate](#)
[C02-Levy Limits for Tax Funds](#)
[C04-Worksheet 1](#)
[C05-Statement of Indebtedness](#)
[C05a-Statement of Conditional Lease](#)
[C06-General Fund](#)
[C07-Federal Funds](#)
[C08-Supplemental General](#)
[C010-Adult Education](#)
[C011-Preschool-Aged At-Risk](#)
[C012-Adult Supplemental Education](#)
[C013-At Risk Education Fund](#)
[C014-Bilingual Education](#)
[C015-Virtual Education](#)
[C016-Capital Outlay](#)
[C018-Driver Training](#)
[C019-Declining Enrollment](#)
[C022-Extraordinary School Program](#)
[C024-Food Service](#)
[C026-Professional Development](#)
[C028-Parent Education Program](#)
[C029-Summer School](#)
[C030-Special Education](#)
[C033-Cost of Living](#)
[C034-Career and Postsecondary Education](#)
[C035-Gifts/Grants](#)
[C042-Special Liability Expense \(includes Judgments\)](#)
[C044-School Retirement](#)
[C045-Extraordinary Growth Facilities](#)
[C047-Special Reserve](#)
[C051-KPERS Special Retirement Contribution](#)
[C053-Contingency Reserve](#)
[C055-Textbook & Student Materials Revolving](#)
[C056-Activity Funds](#)
[C062-Bond and Interest #1](#)
[C063-Bond and Interest #2](#)
[C066-No Fund Warrant](#)
[C067-Special Assessment](#)
[C068-Temporary Note](#)
[C078-COOP Special Education](#)
[C080-Historical Museum](#)
[C082-Public Library Board \(USD 446 & 500 only\)](#)
[C083-Public Library Board Employee Benefits \(USD 446 & 500 only\)](#)
[C084-Recreation Commission](#)
[C086-Recreation Commission Employee Benefits & Special Liability](#)
[C099-Publication](#)
[Revenue Neutral \(County Certification\)](#)

Forms

[Form 110-Tax in Process](#)
[Form 118-Estimated Special Education Aid](#)
[Form 148-Estimated General Fund State Aid](#)
[Form 150-Estimated Legal Maximum General Fund Budget](#)
[Form 155-Local Option Budget \(Supplemental General Fund\)](#)
[Form 162-Estimated Food Service Revenue](#)
[Form 194-Estimated Motor Vehicle Tax and IRB Payments](#)
[Form 195-Estimated State Aids for Drivers Ed, Motorcycle Safety and KPERS](#)
[Form 196-Estimated State Aid for Transportation to Comm Colleges/Technical Colleges](#)
[Form 239-Estimated Supplemental \(LOB\) State Aid and Capital Outlay State Aid](#)
[Form 242-Estimated Bond & Interest #1 State Aid](#)
[Form 242A-Estimated Bond & Interest #2 State Aid](#)

[Certify-Superintendent must sign!](#)

[Revenue Neutral \(County Certification\) - C099](#)

[Amend-Budget Amendment Instructions](#)

[Average Salary-\(OPTIONAL\)](#)

[Salaries page](#)

[Cash Balances on all funds](#)

[Budget Checks-Quick checks if funds are in balance](#)

80,868,245	Final 2022 Assessed Valuation (All funds except General)
69,443,225	Final 2022 General Fund Assessed Valuation
80,314,719	Final 2022 Capital Outlay Assessed Valuation
85,169,241	Final 2023 Assessed Valuation (All funds except General)
73,035,756	Final 2023 General Fund Assessed Valuation
84,609,549	Final 2023 Capital Outlay Assessed Valuation
86,262,654	2024 Assessed Valuation (All funds except General)
66,903,464	2024 General Fund Assessed Valuation
86,262,654	2024 Capital Outlay Assessed Valuation if Different than All Other Funds

2024 Assessed Valuation for Bond and Interest #2 (Only use if you have a different assessed valuation for the bond and interest #2 fund.)

LEAVE BLANK

	2022-23 Mill Rates (official levies from County Clerk)	2023-24 Mill Rates	2022 Taxes Levied (From 2023-2024 Budget Form 110, Line 2)
General	20.000	20.000	1,388,865
Supplemental General	15.767	17.421	1,275,051
Adult Education	0.000	0.000	
Capital Outlay	7.957	7.996	643,469
Special Liability Expense	0.000	0.000	
Bond and Interest #1	2.757	1.549	222,953
Bond and Interest #2	0.000	0.000	
No Fund Warrant	0.000	0.000	
Special Assessment	0.000	0.000	
Temporary Note	0.000	0.000	
Historical Museum	0.000	0.000	
Public Library Board	0.000	0.000	
Public Library Brd - Emp Bnfts	0.000	0.000	
Recreation Commission	0.000	0.000	
Rec Comm Employee Benefits	0.000	0.000	
Extraordinary Growth Facilities	0.000	0.000	
Cost of Living	0.000	0.000	

Enrollment Data for Form 150 (Exclude Virtual)

1,101.8	9/20/21 Audited FTE Enrollment (Excludes Preschool-Aged At-Risk [3 yr and 4 yr Old])
1,076.6	9/20/22 Audited FTE Enrollment (Excludes Preschool-Aged At-Risk [3 yr and 4 yr Old])
1,072.2	9/20/23 Audited FTE Enrollment (Excludes Preschool-Aged At-Risk [3 yr and 4 yr Old])
1,120	9/20/24 Est. Funded Headcount for PK-12 (Include Preschool-Aged At-Risk [3 yr and 4 yr Old])
	9/20/24 Est. FTE Enrollment (Excludes Preschool-Aged At-Risk [3 yr and 4 yr Old])
1,100.0	Note: Out of state students counted as HALF of regular FTE. Exclude FHSU Math & Science Academy.
22.0	9/20/24 Est. Preschool-Aged At-Risk [3 yr and 4 yr Old] FTE Enrollment (count each student as .5 FTE)
	9/20/24 Est. Number of eligible students that qualify for free meals
500	EXCLUDE part-time students in grades 1-12 and students 20 years of age and over, unless they are on an IEP
260.0	9/20/24 Est. Career and Tech Ed total clock hours of students enrolled and attending in approved courses
8.0	9/20/24 Est. Bilingual Education total clock hours of students enrolled and attending
10	9/20/24 Est. Bilingual headcount of students enrolled and attending
220.0	9/20/24 Est. Public pupils transported or for whom transportation is being made available who reside in the district 2.5 miles or more
	9/20/24 Est. FTE of students enrolled in your district and attending Fort Hays State University (FHSU) Math & Science Academy. [Cannot be used to generate general fund weightings other than BASE and cannot be used for LOB authority. Districts must send BASE to FHSU for students enrolled in their district and attending FHSU Math & Science Academy.]

Military Provision for Form 150 - New Students of Military Families Not Enrolled on 9/20 (Exclude Virtual)

0.0	2/20/22 Audited FTE Enrollment (Excludes Preschool-Aged At-Risk [3 yr and 4 yr Old])
0.0	2/20/23 Audited FTE Enrollment (Excludes Preschool-Aged At-Risk [3yr and 4 yr Old])
0.0	2/20/24 Audited FTE Enrollment (Excludes Preschool-Aged At-Risk [3 yr and 4 yr Old])
	2/20/25 Est. Funded Headcount for PK-12 (Include Preschool-Aged At-Risk [3 yr and 4 yr Old])
	2/20/25 Est. FTE Enrollment (Excludes Preschool-Aged At-Risk [3 yr and 4 yr Old])
	Note: Out of state students counted as HALF of regular FTE.
	2/20/25 Est. Preschool-Aged At-Risk [3 yr and 4 yr Old] FTE Enrollment (count each student as .5 FTE)
	2/20/25 Est. number of eligible students that qualify for free meals
	EXCLUDE part-time students in grades 1-12 and students 20 years of age and over, unless they are on an IEP
	2/20/25 Est. Career and Tech Ed total clock hours of students enrolled and attending in approved courses
	2/20/25 Est. Bilingual Education total clock hours of students enrolled and attending
	2/20/25 Est. Bilingual headcount of students enrolled and attending
	2/20/25 Est. Public pupils transported for whom transportation is being made available who reside in the district 2.5 miles or more

Virtual State Aid (KSA 72-3715)

6.0	9/20/24 Est. FTE Virtual Students (Full-Time Students)
2.0	9/20/24 Est. FTE Virtual Students (Part-Time Students)
	Total Credits Earned (20 yrs and older as of 9/20/24) (No student shall be counted for more than 6 credits between July 1, 2024 and June 30, 2025)
	Total Credits Earned (Dropouts aged 19 and under as of 9/20/24) (No student shall be counted for more than 6 credits between July 1, 2024 and June 30, 2025)
1.00	

336.0 Area of district in square miles 9/20/2024

Amount (Ancillary Facilities Weighting) approved by Board of Tax Appeals (Transfers to F150, Line 10)
Your district does NOT qualify for Cost of Living. Please skip this section.

Will the Board levy a tax for Cost of Living weighting?

If yes, will the Board adopt at least a 31% Local Option Budget?

Date the Board adopted Resolution as authorized by 72-5159.

Date the ELECTION was held to increase LOB authority. **(Goes to Code 01.)**

Percent authorized. (Cannot Exceed 33%) **(Goes to Form 155, Line 2)**

Expires (Enter **year** it expires or 9999 for continuous and permanent.) **(Goes to Form 155)**

3/16/2020 Date the Board Adopted LOB Resolution as authorized by 72-5143.

33.00 Percent authorized (cannot exceed 33%) **(Goes to Form 155, Line 3)**

9999 Expires (Enter **year** it expires or 9999 for continuous and permanent.) **(Goes to Form 155)**

5/12/2014 Date the Capital Outlay was authorized. **(Goes to Code 02.)**

8.000 Number of mills. (Cannot exceed 8 mills.)

9999 Number of years authorized. (Enter 9999 for continuous and permanent.)

Date the Adult Education was authorized. **(Goes to Code 02.)**

Number of mills.

Number of years authorized.

3.000 **Delinquent tax rate to be used for the 2024-2025 budget. (Goes to Code 01.)**

Bonded Indebtedness (Total Principal Outstanding)	7/1/2022	7/1/2023	7/1/2024
General Obligation Bonds	\$4,325,000	\$3,480,000	\$3,450,000
Capital Outlay Bonds			
Temporary Note			
No-Fund Warrant			
Lease Purchase Principal			

168,290 *Estimated Motor Vehicle Property Tax - 7/1/2024 to 6/30/2025

3,344 *Estimated Recreational Vehicle Property Tax - 7/1/2024 to 6/30/2025

*Estimated In Lieu of Taxes on Industrial Bonds - 7/1/2024 to 6/30/2025

9,080 *Estimated 16/20M Tax - 7/1/2024 to 6/30/2025

12,007 *Estimated Commercial Vehicle Tax - 7/1/2024 to 6/30/2025

*Amounts are available from the County Treasurer and are for all levy funds.

8.000 2024-25 Capital Outlay Mill Levy Rate to be used in this budget **(Goes to Code 04.)**

2024-25 Adult Ed. Mill Levy Rate to be used in this budget **(Goes to Code 04.)**

FTE Enrollment for All Students (Used only for Sumexpense and Budget At A Glance Charts Only)**

****FTE Enrollment includes Preschool-Aged At-Risk (3yr & 4yr old) and Virtual.
Beginning 2017-2018, full-day Kindergarten was funded as 1.0 FTE.**

1,068.4 9/20/2020 FTE Enrollment (Includes 2/20/21 military count)

1,109.3 9/20/2021 FTE Enrollment (Includes 2/20/22 military count)

1,091.4 9/20/2022 FTE Enrollment (Includes 2/20/23 military count)

1,097.9 9/20/2023 FTE Enrollment (Includes 2/20/24 military count)

1,130.2 9/20/2024 Est. FTE Enrollment (Includes 2/20/25 military count estimate)

120 9/20/2024 Estimated Headcount Eligible for Reduced Priced Meals (Used for Sumexpense and Budget At A Glance Charts Only)

2024-2025
 TAX IN PROCESS OF COLLECTION AND INFORMATION NEEDED
 FROM THE COUNTY TREASURER TO PREPARE UNIFIED SCHOOL DISTRICT BUDGET FORMS
 FORM 110

	Supplemental General Fund	Capital Outlay Fund	Bond and Interest Fund #1	Recreation Fund
1. County Treasurer Balance 6/30/2024 *	\$0	\$0	\$0	\$0
2. 2023 Actual Taxes Levied*	\$1,483,792	\$681,042	\$131,936	\$0
3. Less: percent of delinquent taxes (3a) <u>2.000</u>	\$29,676	\$13,621	\$2,639	\$0
4. Less: Jan. 20, 2024 Ad Valorem Taxes received**	\$871,923	\$403,416	\$77,526	\$0
5. Less: Mar. 20, 2024 Ad Valorem Taxes received**	\$32,021	\$14,690	\$2,834	\$0
6. Less: June 5, 2024 Ad Valorem Taxes received**	\$498,677	\$229,738	\$44,338	\$0
7. Less: County Taxes received**	\$0	\$0	\$0	\$0
8. Less: County Taxes received**	\$0	\$0	\$0	\$0
9. Less: Taxes refunded/abated (NRA / TIF)	\$11,437	\$1,129	\$1,030	\$0
10. Total Deductions (add Lines 3+4+5+6+7+8+9)	\$1,443,734	\$662,594	\$128,367	\$0
11. 2023 taxes receivable (taxes in process of collection 6/30/2024) (Line 2 less Line 10)	\$40,058	\$18,448	\$3,569	\$0
12. Estimated Revenue from Delinquent Taxes during the next 18 months (7-1-2024 to 12-31-2025) (Line 3 x 75%)	\$22,257	\$10,216	\$1,979	\$0
Tax Collection Ratio (Jan, Mar, June)	94.529 %	95.125 %	94.514 %	0.000 %

TABLE I

1. Estimated percent of distribution of 2024 tax dollars:	=	Jan. 20, 2025	62.500	Sept. 20, 2025	5.000
		Mar. 20, 2025	2.000	Oct. 31, 2025	1.500
		June 5, 2025	29.000		
2. Estimated percent of distribution (Jan., Mar., June)	=		93.500		
3. 2024 General Fund Assessed Valuation	=		\$66,903,464	TOTAL	100.000
4. 2024-2025 Tax Levied (20 mills x 2024 General Fund Assessed Valuation)	=		\$1,338,069		(Must total 100%)
5. 2024-2025 Est. Tax Levy to be received 1-1-2025 to 6-30-2025 (Line 2 x Line 4)	=		\$1,251,095		

*Amounts are available from the County Treasurer. **The January, March, and June, 2024 amounts are available from the County Treasurer. and SHOULD NOT include Motor Vehicle or Delinquent. Include Watercraft Tax if USD received payment direct from county.

2024-2025
 TAX IN PROCESS OF COLLECTION AND INFORMATION NEEDED
 FROM THE COUNTY TREASURER TO PREPARE UNIFIED SCHOOL DISTRICT BUDGET FORMS
FORM 110

	Adult Education	Special Liability	Bond & Interest #2
1. County Treasurer Balance 6/30/2024 *	\$0	\$0	\$0
2. 2023 Actual Taxes Levied*	\$0	\$0	\$0
3. Less: percent of delinquent taxes <u>2.000</u>	\$0	\$0	\$0
4. Less: Jan. 20, 2024 Ad Valorem Taxes received**	\$0	\$0	\$0
5. Less: Mar. 20, 2024 Ad Valorem Taxes received**	\$0	\$0	\$0
6. Less: June 5, 2024 Ad Valorem Taxes received**	\$0	\$0	\$0
7. Less: County Taxes received**	\$0	\$0	\$0
8. Less: County Taxes received**	\$0	\$0	\$0
9. Less: Taxes refunded/abated (NRA / TIF)	\$0	\$0	\$0
10. Total Deductions (Add lines 3+4+5+6+7+8+9)	\$0	\$0	\$0
11. 2023 taxes receivable (taxes in process of collection 6/30/2024) (Line 2 less Line 10)	\$0	\$0	\$0
12. Estimated Revenue from Delinquent Taxes during the next 18 months (7-1-2024 to 12-31-2025) (Line 3 x 75%)	\$0	\$0	\$0
Tax Collection Ratio (Jan, Mar, June)	0.000 %	0.000 %	0.000 %
Estimated Motor Vehicle Property Tax* 7/1/2024 to 6/30/2025	(13) <u>\$168,290</u>	Estimated Recreational Vehicle Property Tax* 7/1/2024 to 6/30/2025	Estimated In Lieu of Taxes on Industrial Revenue Bonds* 7/1/2024 to 6/30/2025
		(14) <u>\$3,344</u>	(15) <u>\$0</u>
Estimated 16/20M Tax* 7/1/2024 to 6/30/2025	(16) <u>\$9,080</u>	Estimated Commercial Vehicle Tax* 7/1/2024 to 6/30/2025	
		(17) <u>\$12,007</u>	
(18) 2022 DELINQUENT TAX PERCENTAGE			
Percent Uncollected*	= _____ %		

*Amounts are available from the County Treasurer. **The January, March, and June, 2024 amounts are available from the County Treasurer.
 and SHOULD NOT include Motor Vehicle or Delinquent. Include Watercraft Tax if USD received payment direct from county.

2024-2025
 TAX IN PROCESS OF COLLECTION AND INFORMATION NEEDED
 FROM THE COUNTY TREASURER TO PREPARE UNIFIED SCHOOL DISTRICT BUDGET FORMS
 FORM 110

	No Fund Warrant	Special Assessment	Temporary Note	Historical Museum	Public Library
1. County Treasurer Balance 6/30/2024 *	\$0	\$0	\$0	\$0	\$0
2. 2023 Actual Taxes Levied*	\$0	\$0	\$0	\$0	\$0
3. Less: percent of delinquent taxes <u>2.000</u>	\$0	\$0	\$0	\$0	\$0
4. Less: Jan. 20, 2024 Ad Valorem Taxes received**	\$0	\$0	\$0	\$0	\$0
5. Less: Mar. 20, 2024 Ad Valorem Taxes received**	\$0	\$0	\$0	\$0	\$0
6. Less: June 5, 2024 Ad Valorem Taxes received**	\$0	\$0	\$0	\$0	\$0
7. Less: County Taxes received**	\$0	\$0	\$0	\$0	\$0
8. Less: County Taxes received**	\$0	\$0	\$0	\$0	\$0
9. Less: Taxes refunded/abated (NRA / TIF)	\$0	\$0	\$0	\$0	\$0
10. Total Deductions (Add lines 3+4+5+6+7+8+9)	\$0	\$0	\$0	\$0	\$0
11. 2023 taxes receivable (taxes in process of collection 6/30/2024) (Line 2 less Line 10)	\$0	\$0	\$0	\$0	\$0
12. Estimated Revenue from Delinquent Taxes during the next 18 months (7-1-2024 to 12-31-2025) (Line 3 x 75%)	\$0	\$0	\$0	\$0	\$0
Tax Collection Ratio (Jan, Mar, June)	0.000 %	0.000 %	0.000 %	0.000 %	0.000 %

*Amounts are available from the County Treasurer. **The January, March, and June, 2024 amounts are available from the County Treasurer.
 and SHOULD NOT include Motor Vehicle or Delinquent. Include Watercraft Tax if USD received payment direct from county.

2024-2025
 TAX IN PROCESS OF COLLECTION AND INFORMATION NEEDED
 FROM THE COUNTY TREASURER TO PREPARE UNIFIED SCHOOL DISTRICT BUDGET FORMS
 FORM 110

	Rec. Comm Emp Benef & Spec Liab	Extraordinary Growth Facilities	Public Library Board Emp Benefits	Cost of Living
1. County Treasurer Balance 6/30/2024 *	\$0	\$0	\$0	\$0
2. 2023 Actual Taxes Levied*	\$0	\$0	\$0	\$0
3. Less: percent of delinquent taxes <u>2.000</u>	\$0	\$0	\$0	\$0
4. Less: Jan. 20, 2024 Ad Valorem Taxes received**	\$0	\$0	\$0	\$0
5. Less: Mar. 20, 2024 Ad Valorem Taxes received**	\$0	\$0	\$0	\$0
6. Less: June 5, 2024 Ad Valorem Taxes received**	\$0	\$0	\$0	\$0
7. Less: County Taxes received**	\$0	\$0	\$0	\$0
8. Less: County Taxes received**	\$0	\$0	\$0	\$0
9. Less: Taxes refunded/abated (NRA / TIF)	\$0	\$0	\$0	\$0
10. Total Deductions (Add lines 3+4+5+6+7+8+9)	\$0	\$0	\$0	\$0
11. 2023 taxes receivable (taxes in process of collection 6/30/2024) (Line 2 less Line 10)	\$0	\$0	\$0	\$0
12. Estimated Revenue from Delinquent Taxes during the next 18 months (7-1-2024 to 12-31-2025) (Line 3 x 75%)	\$0	\$0	\$0	\$0
Tax Collection Ratio (Jan, Mar, June)	0.000 %	0.000 %	0.000 %	0.000 %

*Amounts are available from the County Treasurer. **The January, March, and June, 2024 amounts are available from the County Treasurer. and SHOULD NOT include Motor Vehicle or Delinquent. Include Watercraft Tax if USD received payment direct from county.

2024-2025
 TAX IN PROCESS OF COLLECTION AND INFORMATION NEEDED
 FROM THE COUNTY TREASURER TO PREPARE UNIFIED SCHOOL DISTRICT BUDGET FORMS
 FORM 110

	Supplemental General Fund	Capital Outlay Fund	Bond and Interest Fund #1	Recreation Fund
1. County Treasurer Balance 6/30/2024 *				
2. 2023 Actual Taxes Levied*	\$1,470,998	\$675,168	\$130,795	
3. Less: percent of delinquent taxes (3a) <u>0.000</u>	\$0	\$0	\$0	\$0
4. Less: Jan. 20, 2024 Ad Valorem Taxes received**	\$862,549	\$399,113	\$76,693	
5. Less: Mar. 20, 2024 Ad Valorem Taxes received**	\$31,979	\$14,671	\$2,830	
6. Less: June 5, 2024 Ad Valorem Taxes received**	\$497,143	\$229,033	\$44,201	
7. Less: County Taxes received**				
8. Less: County Taxes received**				
9. Less: Taxes refunded/abated (NRA / TIF)	\$11,437	\$1,129	\$1,030	
10. Total Deductions (add Lines 3+4+5+6+7+8+9)	\$1,403,108	\$643,946	\$124,754	\$0
11. 2023 taxes receivable (taxes in process of collection 6/30/2024) (Line 2 less Line 10)	\$67,890	\$31,222	\$6,041	\$0
12. Estimated Revenue from Delinquent Taxes during the next 18 months (7-1-2024 to 12-31-2025) (Line 3 x 75%)	\$0	\$0	\$0	\$0
Tax Collection Ratio (Jan, Mar, June)	94.607 %	95.208 %	94.594 %	0.000 %

*Amounts are available from the County Treasurer. **The January, March, and June, 2024 amounts are available from the County Treasurer.
 and SHOULD NOT include Motor Vehicle or Delinquent. Include Watercraft Tax if USD received payment direct from county.

2024-2025
 TAX IN PROCESS OF COLLECTION AND INFORMATION NEEDED
 FROM THE COUNTY TREASURER TO PREPARE UNIFIED SCHOOL DISTRICT BUDGET FORMS
 FORM 110

	Adult Education	Special Liability	Bond & Interest #2
1. County Treasurer Balance 6/30/2024 *			
2. 2023 Actual Taxes Levied*			
3. Less: percent of delinquent taxes <u>0.000</u>	\$0	\$0	\$0
4. Less: Jan. 20, 2024 Ad Valorem Taxes received**			
5. Less: Mar. 20, 2024 Ad Valorem Taxes received**			
6. Less: June 5, 2024 Ad Valorem Taxes received**			
7. Less: County Taxes received**			
8. Less: County Taxes received**			
9. Less: Taxes refunded/abated (NRA / TIF)			
10. Total Deductions (Add lines 3+4+5+6+7+8+9)	\$0	\$0	\$0
11. 2023 taxes receivable (taxes in process of collection 6/30/2024) (Line 2 less Line 10)	\$0	\$0	\$0
12. Estimated Revenue from Delinquent Taxes during the next 18 months (7-1-2024 to 12-31-2025) (Line 3 x 75%)	\$0	\$0	\$0
Tax Collection Ratio (Jan, Mar, June)	0.000 %	0.000 %	0.000 %

*Amounts are available from the County Treasurer. **The January, March, and June, 2024 amounts are available from the County Treasurer. and SHOULD NOT include Motor Vehicle or Delinquent. Include Watercraft Tax if USD received payment direct from county.

2024-2025
 TAX IN PROCESS OF COLLECTION AND INFORMATION NEEDED
 FROM THE COUNTY TREASURER TO PREPARE UNIFIED SCHOOL DISTRICT BUDGET FORMS
 FORM 110

	No Fund Warrant	Special Assessment	Temporary Note	Historical Museum	Public Library
1. County Treasurer Balance 6/30/2024 *					
2. 2023 Actual Taxes Levied*					
3. Less: percent of delinquent taxes <u>0.000</u>	\$0	\$0	\$0	\$0	\$0
4. Less: Jan. 20, 2024 Ad Valorem Taxes received**					
5. Less: Mar. 20, 2024 Ad Valorem Taxes received**					
6. Less: June 5, 2024 Ad Valorem Taxes received**					
7. Less: County Taxes received**					
8. Less: County Taxes received**					
9. Less: Taxes refunded/abated (NRA / TIF)					
10. Total Deductions (Add lines 3+4+5+6+7+8+9)	\$0	\$0	\$0	\$0	\$0
11. 2023 taxes receivable (taxes in process of collection 6/30/2024) (Line 2 less Line 10)	\$0	\$0	\$0	\$0	\$0
12. Estimated Revenue from Delinquent Taxes during the next 18 months (7-1-2024 to 12-31-2025) (Line 3 x 75%)	\$0	\$0	\$0	\$0	\$0
Tax Collection Ratio (Jan, Mar, June)	0.000 %	0.000 %	0.000 %	0.000 %	0.000 %

*Amounts are available from the County Treasurer. **The January, March, and June, 2024 amounts are available from the County Treasurer.
 and SHOULD NOT include Motor Vehicle or Delinquent. Include Watercraft Tax if USD received payment direct from county.

2024-2025
 TAX IN PROCESS OF COLLECTION AND INFORMATION NEEDED
 FROM THE COUNTY TREASURER TO PREPARE UNIFIED SCHOOL DISTRICT BUDGET FORMS
 FORM 110

	Rec. Comm Emp Benef & Spec Liab	Extraordinary Growth Facilities	Public Library Board Emp Benefits	Cost of Living
1. County Treasurer Balance 6/30/2024 *				
2. 2023 Actual Taxes Levied*				
3. Less: percent of delinquent taxes 0.000	\$0	\$0	\$0	\$0
4. Less: Jan. 20, 2024 Ad Valorem Taxes received**				
5. Less: Mar. 20, 2024 Ad Valorem Taxes received**				
6. Less: June 5, 2024 Ad Valorem Taxes received**				
7. Less: County Taxes received**				
8. Less: County Taxes received**				
9. Less: Taxes refunded/abated (NRA / TIF)				
10. Total Deductions (Add lines 3+4+5+6+7+8+9)	\$0	\$0	\$0	\$0
11. 2023 taxes receivable (taxes in process of collection 6/30/2024) (Line 2 less Line 10)	\$0	\$0	\$0	\$0
12. Estimated Revenue from Delinquent Taxes during the next 18 months (7-1-2024 to 12-31-2025) (Line 3 x 75%)	\$0	\$0	\$0	\$0
Tax Collection Ratio (Jan, Mar, June)	0.000 %	0.000 %	0.000 %	0.000 %

*Amounts are available from the County Treasurer. **The January, March, and June, 2024 amounts are available from the County Treasurer.
 and SHOULD NOT include Motor Vehicle or Delinquent. Include Watercraft Tax if USD received payment direct from county.

2024-2025
 TAX IN PROCESS OF COLLECTION AND INFORMATION NEEDED
 FROM THE COUNTY TREASURER TO PREPARE UNIFIED SCHOOL DISTRICT BUDGET FORMS
 FORM 110

	Supplemental General Fund	Capital Outlay Fund	Bond and Interest Fund #1	Recreation Fund
1. County Treasurer Balance 6/30/2024 *				
2. 2023 Actual Taxes Levied*	\$7,991	\$3,669	\$714	
3. Less: percent of delinquent taxes (3a)	\$0	\$0	\$0	\$0
4. Less: Jan. 20, 2024 Ad Valorem Taxes received**	\$5,749	\$2,639	\$511	
5. Less: Mar. 20, 2024 Ad Valorem Taxes received**				
6. Less: June 5, 2024 Ad Valorem Taxes received**	\$860	\$395	\$77	
7. Less: County Taxes received**				
8. Less: County Taxes received**				
9. Less: Taxes refunded/abated (NRA / TIF)				
10. Total Deductions (add Lines 3+4+5+6+7+8+9)	\$6,609	\$3,034	\$588	\$0
11. 2023 taxes receivable (taxes in process of collection 6/30/2024) (Line 2 less Line 10)	\$1,382	\$635	\$126	\$0
12. Estimated Revenue from Delinquent Taxes during the next 18 months (7-1-2024 to 12-31-2025) (Line 3 x 75%)	\$0	\$0	\$0	\$0
Tax Collection Ratio (Jan, Mar, June)	82.706 %	82.693 %	82.353 %	0.000 %

*Amounts are available from the County Treasurer. **The January, March, and June, 2024 amounts are available from the County Treasurer. and SHOULD NOT include Motor Vehicle or Delinquent. Include Watercraft Tax if USD received payment direct from county.

2024-2025
 TAX IN PROCESS OF COLLECTION AND INFORMATION NEEDED
 FROM THE COUNTY TREASURER TO PREPARE UNIFIED SCHOOL DISTRICT BUDGET FORMS
FORM 110

	Adult Education	Special Liability	Bond & Interest #2
1. County Treasurer Balance 6/30/2024 *	_____	_____	_____
2. 2023 Actual Taxes Levied*	_____	_____	_____
3. Less: percent of delinquent taxes <u>0.000</u>	<u>\$0</u>	<u>\$0</u>	<u>\$0</u>
4. Less: Jan. 20, 2024 Ad Valorem Taxes received**	_____	_____	_____
5. Less: Mar. 20, 2024 Ad Valorem Taxes received**	_____	_____	_____
6. Less: June 5, 2024 Ad Valorem Taxes received**	_____	_____	_____
7. Less: County Taxes received**	_____	_____	_____
8. Less: County Taxes received**	_____	_____	_____
9. Less: Taxes refunded/abated (NRA / TIF)	_____	_____	_____
10. Total Deductions (Add lines 3+4+5+6+7+8+9)	<u>\$0</u>	<u>\$0</u>	<u>\$0</u>
11. 2023 taxes receivable (taxes in process of collection 6/30/2024) (Line 2 less Line 10)	<u>\$0</u>	<u>\$0</u>	<u>\$0</u>
12. Estimated Revenue from Delinquent Taxes during the next 18 months (7-1-2024 to 12-31-2025) (Line 3 x 75%)	<u>\$0</u>	<u>\$0</u>	<u>\$0</u>
Tax Collection Ratio (Jan, Mar, June)	0.000 %	0.000 %	0.000 %

*Amounts are available from the County Treasurer. **The January, March, and June, 2024 amounts are available from the County Treasurer.
 and SHOULD NOT include Motor Vehicle or Delinquent. Include Watercraft Tax if USD received payment direct from county.

2024-2025
 TAX IN PROCESS OF COLLECTION AND INFORMATION NEEDED
 FROM THE COUNTY TREASURER TO PREPARE UNIFIED SCHOOL DISTRICT BUDGET FORMS
 FORM 110

	No Fund Warrant	Special Assessment	Temporary Note	Historical Museum	Public Library
1. County Treasurer Balance 6/30/2024 *					
2. 2023 Actual Taxes Levied*					
3. Less: percent of delinquent taxes <u>0.000</u>	\$0	\$0	\$0	\$0	\$0
4. Less: Jan. 20, 2024 Ad Valorem Taxes received**					
5. Less: Mar. 20, 2024 Ad Valorem Taxes received**					
6. Less: June 5, 2024 Ad Valorem Taxes received**					
7. Less: County Taxes received**					
8. Less: County Taxes received**					
9. Less: Taxes refunded/abated (NRA / TIF)					
10. Total Deductions (Add lines 3+4+5+6+7+8+9)	\$0	\$0	\$0	\$0	\$0
11. 2023 taxes receivable (taxes in process of collection 6/30/2024) (Line 2 less Line 10)	\$0	\$0	\$0	\$0	\$0
12. Estimated Revenue from Delinquent Taxes during the next 18 months (7-1-2024 to 12-31-2025) (Line 3 x 75%)	\$0	\$0	\$0	\$0	\$0
Tax Collection Ratio (Jan, Mar, June)	0.000 %	0.000 %	0.000 %	0.000 %	0.000 %

*Amounts are available from the County Treasurer. **The January, March, and June, 2024 amounts are available from the County Treasurer.
 and SHOULD NOT include Motor Vehicle or Delinquent. Include Watercraft Tax if USD received payment direct from county.

2024-2025
 TAX IN PROCESS OF COLLECTION AND INFORMATION NEEDED
 FROM THE COUNTY TREASURER TO PREPARE UNIFIED SCHOOL DISTRICT BUDGET FORMS
 FORM 110

	Rec. Comm Emp Benef & Spec Liab	Extraordinary Growth Facilities	Public Library Board Emp Benefits	Cost of Living
1. County Treasurer Balance 6/30/2024 *				
2. 2023 Actual Taxes Levied*				
3. Less: percent of delinquent taxes <u>0.000</u>	<u>\$0</u>	<u>\$0</u>	<u>\$0</u>	<u>\$0</u>
4. Less: Jan. 20, 2024 Ad Valorem Taxes received**				
5. Less: Mar. 20, 2024 Ad Valorem Taxes received**				
6. Less: June 5, 2024 Ad Valorem Taxes received**				
7. Less: County Taxes received**				
8. Less: County Taxes received**				
9. Less: Taxes refunded/abated (NRA / TIF)				
10. Total Deductions (Add lines 3+4+5+6+7+8+9)	<u>\$0</u>	<u>\$0</u>	<u>\$0</u>	<u>\$0</u>
11. 2023 taxes receivable (taxes in process of collection 6/30/2024) (Line 2 less Line 10)	<u>\$0</u>	<u>\$0</u>	<u>\$0</u>	<u>\$0</u>
12. Estimated Revenue from Delinquent Taxes during the next 18 months (7-1-2024 to 12-31-2025) (Line 3 x 75%)	<u>\$0</u>	<u>\$0</u>	<u>\$0</u>	<u>\$0</u>
Tax Collection Ratio (Jan, Mar, June)	0.000 %	0.000 %	0.000 %	0.000 %

*Amounts are available from the County Treasurer. **The January, March, and June, 2024 amounts are available from the County Treasurer. and SHOULD NOT include Motor Vehicle or Delinquent. Include Watercraft Tax if USD received payment direct from county.

2024-2025
 TAX IN PROCESS OF COLLECTION AND INFORMATION NEEDED
 FROM THE COUNTY TREASURER TO PREPARE UNIFIED SCHOOL DISTRICT BUDGET FORMS
 FORM 110

	Supplemental General Fund	Capital Outlay Fund	Bond and Interest Fund #1	Recreation Fund
1. County Treasurer Balance 6/30/2024 *				
2. 2023 Actual Taxes Levied*	\$4,803	\$2,205	\$427	
3. Less: percent of delinquent taxes (3a)	\$0	\$0	\$0	\$0
4. Less: Jan. 20, 2024 Ad Valorem Taxes received**	\$3,625	\$1,664	\$322	
5. Less: Mar. 20, 2024 Ad Valorem Taxes received**	\$42	\$19	\$4	
6. Less: June 5, 2024 Ad Valorem Taxes received**	\$674	\$310	\$60	
7. Less: County Taxes received**				
8. Less: County Taxes received**				
9. Less: Taxes refunded/abated (NRA / TIF)				
10. Total Deductions (add Lines 3+4+5+6+7+8+9)	\$4,341	\$1,993	\$386	\$0
11. 2023 taxes receivable (taxes in process of collection 6/30/2024) (Line 2 less Line 10)	\$462	\$212	\$41	\$0
12. Estimated Revenue from Delinquent Taxes during the next 18 months (7-1-2024 to 12-31-2025) (Line 3 x 75%)	\$0	\$0	\$0	\$0
Tax Collection Ratio (Jan, Mar, June)	90.381 %	90.385 %	90.398 %	0.000 %

*Amounts are available from the County Treasurer. **The January, March, and June, 2024 amounts are available from the County Treasurer. and SHOULD NOT include Motor Vehicle or Delinquent. Include Watercraft Tax if USD received payment direct from county.

2024-2025
 TAX IN PROCESS OF COLLECTION AND INFORMATION NEEDED
 FROM THE COUNTY TREASURER TO PREPARE UNIFIED SCHOOL DISTRICT BUDGET FORMS
FORM 110

	Adult Education	Special Liability	Bond & Interest #2
1. County Treasurer Balance 6/30/2024 *	_____	_____	_____
2. 2023 Actual Taxes Levied*	_____	_____	_____
3. Less: percent of delinquent taxes <u>0.000</u>	\$0	\$0	\$0
4. Less: Jan. 20, 2024 Ad Valorem Taxes received**	_____	_____	_____
5. Less: Mar. 20, 2024 Ad Valorem Taxes received**	_____	_____	_____
6. Less: June 5, 2024 Ad Valorem Taxes received**	_____	_____	_____
7. Less: County Taxes Received*	_____	_____	_____
8. Less: County Taxes Received*	_____	_____	_____
9. Less: Taxes refunded/abated (NRA / TIF)	_____	_____	_____
10. Total Deductions (Add lines 3+4+5+6+7+8+9)	\$0	\$0	\$0
11. 2023 taxes receivable (taxes in process of collection 6/30/2024) (Line 2 less Line 10)	\$0	\$0	\$0
12. Estimated Revenue from Delinquent Taxes during the next 18 months (7-1-2024 to 12-31-2025) (Line 3 x 75%)	\$0	\$0	\$0
Tax Collection Ratio (Jan, Mar, June)	0.000 %	0.000 %	0.000 %

*Amounts are available from the County Treasurer. **The January, March, and June, 2024 amounts are available from the County Treasurer.
 and SHOULD NOT include Motor Vehicle or Delinquent. Include Watercraft Tax if USD received payment direct from county.

2024-2025
 TAX IN PROCESS OF COLLECTION AND INFORMATION NEEDED
 FROM THE COUNTY TREASURER TO PREPARE UNIFIED SCHOOL DISTRICT BUDGET FORMS
 FORM 110

	No Fund Warrant	Special Assessment	Temporary Note	Historical Museum	Public Library
1. County Treasurer Balance 6/30/2024 *					
2. 2023 Actual Taxes Levied*					
3. Less: percent of delinquent taxes 0.000	\$0	\$0	\$0	\$0	\$0
4. Less: Jan. 20, 2024 Ad Valorem Taxes received**					
5. Less: Mar. 20, 2024 Ad Valorem Taxes received**					
6. Less: June 5, 2024 Ad Valorem Taxes received**					
7. Less: County Taxes received**					
8. Less: County Taxes received**					
9. Less: Taxes refunded/abated (NRA / TIF)					
10. Total Deductions (add Lines 3+4+5+6+7+8+9)	\$0	\$0	\$0	\$0	\$0
11. 2023 taxes receivable (taxes in process of collection 6/30/2024) (Line 2 less Line 10)	\$0	\$0	\$0	\$0	\$0
12. Estimated Revenue from Delinquent Taxes during the next 18 months (7-1-2024 to 12-31-2025) (Line 3 x 75%)	\$0	\$0	\$0	\$0	\$0
Tax Collection Ratio (Jan, Mar, June)	0.000 %	0.000 %	0.000 %	0.000 %	0.000 %

*Amounts are available from the County Treasurer. **The January, March, and June, 2024 amounts are available from the County Treasurer.
 and SHOULD NOT include Motor Vehicle or Delinquent. Include Watercraft Tax if USD received payment direct from county.

2024-2025
 TAX IN PROCESS OF COLLECTION AND INFORMATION NEEDED
 FROM THE COUNTY TREASURER TO PREPARE UNIFIED SCHOOL DISTRICT BUDGET FORMS
 FORM 110

	Rec. Comm Emp Benef & Spec Liab	Extraordinary Growth Facilities	Public Library Board Emp Benefits	Cost of Living
1. County Treasurer Balance 6/30/2024 *				
2. 2023 Actual Taxes Levied*				
3. Less: percent of delinquent taxes <u>0.000</u>	<u>\$0</u>	<u>\$0</u>	<u>\$0</u>	<u>\$0</u>
4. Less: Jan. 20, 2024 Ad Valorem Taxes received**				
5. Less: Mar. 20, 2024 Ad Valorem Taxes received**				
6. Less: June 5, 2024 Ad Valorem Taxes received**				
7. Less: County Taxes received**				
8. Less: County Taxes received**				
9. Less: Taxes refunded/abated (NRA / TIF)				
10. Total Deductions (Add lines 3+4+5+6+7+8+9)	<u>\$0</u>	<u>\$0</u>	<u>\$0</u>	<u>\$0</u>
11. 2023 taxes receivable (taxes in process of collection 6/30/2024) (Line 2 less Line 10)	<u>\$0</u>	<u>\$0</u>	<u>\$0</u>	<u>\$0</u>
12. Estimated Revenue from Delinquent Taxes during the next 18 months (7-1-2024 to 12-31-2025) (Line 3 x 75%)	<u>\$0</u>	<u>\$0</u>	<u>\$0</u>	<u>\$0</u>
Tax Collection Ratio (Jan, Mar, June)	<u>0.000 %</u>	<u>0.000 %</u>	<u>0.000 %</u>	<u>0.000 %</u>

*Amounts are available from the County Treasurer. **The January, March, and June, 2024 amounts are available from the County Treasurer.
 and SHOULD NOT include Motor Vehicle or Delinquent. Include Watercraft Tax if USD received payment direct from county.

2024-2025
 TAX IN PROCESS OF COLLECTION AND INFORMATION NEEDED
 FROM THE COUNTY TREASURER TO PREPARE UNIFIED SCHOOL DISTRICT BUDGET FORMS
 FORM 110

	Supplemental General Fund	Capital Outlay Fund	Bond and Interest Fund #1	Recreation Fund
1. County Treasurer Balance 6/30/2024 *	_____	_____	_____	_____
2. 2023 Actual Taxes Levied*	_____	_____	_____	_____
3. Less: percent of delinquent taxes (3a)	\$0	\$0	\$0	\$0
4. Less: Jan. 20, 2024 Ad Valorem Taxes received**	_____	_____	_____	_____
5. Less: Mar. 20, 2024 Ad Valorem Taxes received**	_____	_____	_____	_____
6. Less: June 5, 2024 Ad Valorem Taxes received**	_____	_____	_____	_____
7. Less: County Taxes received**	_____	_____	_____	_____
8. Less: County Taxes received**	_____	_____	_____	_____
9. Less: Taxes refunded/abated (NRA / TIF)	_____	_____	_____	_____
10. Total Deductions (add Lines 3+4+5+6+7+8+9)	\$0	\$0	\$0	\$0
11. 2023 taxes receivable (taxes in process of collection 6/30/2024) (Line 2 less Line 10)	\$0	\$0	\$0	\$0
12. Estimated Revenue from Delinquent Taxes during the next 18 months (7-1-2024 to 12-31-2025) (Line 3 x 75%)	\$0	\$0	\$0	\$0
Tax Collection Ratio (Jan, Mar, June)	0.000 %	0.000 %	0.000 %	0.000 %

*Amounts are available from the County Treasurer. **The January, March, and June, 2024 amounts are available from the County Treasurer. and SHOULD NOT include Motor Vehicle or Delinquent. Include Watercraft Tax if USD received payment direct from county.

2024-2025
 TAX IN PROCESS OF COLLECTION AND INFORMATION NEEDED
 FROM THE COUNTY TREASURER TO PREPARE UNIFIED SCHOOL DISTRICT BUDGET FORMS
 FORM 110

	Adult Education	Special Liability	Bond & Interest #2
1. County Treasurer Balance 6/30/2024 *	_____	_____	_____
<hr/>			
2. 2023 Actual Taxes Levied*	_____	_____	_____
3. Less: percent of delinquent taxes <u>0.000</u>	<u>\$0</u>	<u>\$0</u>	<u>\$0</u>
4. Less: Jan. 20, 2024 Ad Valorem Taxes received**	_____	_____	_____
5. Less: Mar. 20, 2024 Ad Valorem Taxes received**	_____	_____	_____
6. Less: June 5, 2024 Ad Valorem Taxes received**	_____	_____	_____
7. Less: County Taxes received**	_____	_____	_____
8. Less: County Taxes received**	_____	_____	_____
9. Less: Taxes refunded/abated (NRA / TIF)	_____	_____	_____
10. Total Deductions (Add lines 3+4+5+6+7+8+9)	<u>\$0</u>	<u>\$0</u>	<u>\$0</u>
11. 2023 taxes receivable (taxes in process of collection 6/30/2024) (Line 2 less Line 10)	<u>\$0</u>	<u>\$0</u>	<u>\$0</u>
12. Estimated Revenue from Delinquent Taxes during the next 18 months (7-1-2024 to 12-31-2025) (Line 3 x 75%)	<u>\$0</u>	<u>\$0</u>	<u>\$0</u>
Tax Collection Ratio (Jan, Mar, June)	<u>0.000 %</u>	<u>0.000 %</u>	<u>0.000 %</u>

*Amounts are available from the County Treasurer. **The January, March, and June, 2024 amounts are available from the County Treasurer.
 and SHOULD NOT include Motor Vehicle or Delinquent. Include Watercraft Tax if USD received payment direct from county.

2024-2025
 TAX IN PROCESS OF COLLECTION AND INFORMATION NEEDED
 FROM THE COUNTY TREASURER TO PREPARE UNIFIED SCHOOL DISTRICT BUDGET FORMS
 FORM 110

	No Fund Warrant	Special Assessment	Temporary Note	Historical Museum	Public Library
1. County Treasurer Balance 6/30/2024 *					
2. 2023 Actual Taxes Levied*					
3. Less: percent of delinquent taxes <u>0.000</u>	<u>\$0</u>	<u>\$0</u>	<u>\$0</u>	<u>\$0</u>	<u>\$0</u>
4. Less: Jan. 20, 2024 Ad Valorem Taxes received**					
5. Less: Mar. 20, 2024 Ad Valorem Taxes received**					
6. Less: June 5, 2024 Ad Valorem Taxes received**					
7. Less: County Taxes received**					
8. Less: County Taxes received**					
9. Less: Taxes refunded/abated (NRA / TIF)					
10. Total Deductions (Add lines 3+4+5+6+7+8+9)	<u>\$0</u>	<u>\$0</u>	<u>\$0</u>	<u>\$0</u>	<u>\$0</u>
11. 2023 taxes receivable (taxes in process of collection 6/30/2024) (Line 2 less Line 10)	<u>\$0</u>	<u>\$0</u>	<u>\$0</u>	<u>\$0</u>	<u>\$0</u>
12. Estimated Revenue from Delinquent Taxes during the next 18 months (7-1-2024 to 12-31-2025) (Line 3 x 75%)	<u>\$0</u>	<u>\$0</u>	<u>\$0</u>	<u>\$0</u>	<u>\$0</u>
Tax Collection Ratio (Jan, Mar, June)	<u>0.000 %</u>	<u>0.000 %</u>	<u>0.000 %</u>	<u>0.000 %</u>	<u>0.000 %</u>

*Amounts are available from the County Treasurer. **The January, March, and June, 2024 amounts are available from the County Treasurer.
 and SHOULD NOT include Motor Vehicle or Delinquent. Include Watercraft Tax if USD received payment direct from county.

2024-2025
 TAX IN PROCESS OF COLLECTION AND INFORMATION NEEDED
 FROM THE COUNTY TREASURER TO PREPARE UNIFIED SCHOOL DISTRICT BUDGET FORMS
 FORM 110

	Rec. Comm Emp Benef & Spec Liab	Extraordinary Growth Facilities	Public Library Board Emp Benefits	Cost of Living
1. County Treasurer Balance 6/30/2024 *				
2. 2023 Actual Taxes Levied*				
3. Less: percent of delinquent taxes <u>0.000</u>	<u>\$0</u>	<u>\$0</u>	<u>\$0</u>	<u>\$0</u>
4. Less: Jan. 20, 2024 Ad Valorem Taxes received**				
5. Less: Mar. 20, 2024 Ad Valorem Taxes received**				
6. Less: June 5, 2024 Ad Valorem Taxes received**				
7. Less: County Taxes received**				
8. Less: County Taxes received**				
9. Less: Taxes refunded/abated (NRA / TIF)				
10. Total Deductions (Add lines 3+4+5+6+7+8+9)	<u>\$0</u>	<u>\$0</u>	<u>\$0</u>	<u>\$0</u>
11. 2023 taxes receivable (taxes in process of collection 6/30/2024) (Line 2 less Line 10)	<u>\$0</u>	<u>\$0</u>	<u>\$0</u>	<u>\$0</u>
12. Estimated Revenue from Delinquent Taxes during the next 18 months (7-1-2024 to 12-31-2025) (Line 3 x 75%)	<u>\$0</u>	<u>\$0</u>	<u>\$0</u>	<u>\$0</u>
Tax Collection Ratio (Jan, Mar, June)	<u>0.000 %</u>	<u>0.000 %</u>	<u>0.000 %</u>	<u>0.000 %</u>

*Amounts are available from the County Treasurer. **The January, March, and June, 2024 amounts are available from the County Treasurer. and SHOULD NOT include Motor Vehicle or Delinquent. Include Watercraft Tax if USD received payment direct from county.

2024-2025
 TAX IN PROCESS OF COLLECTION AND INFORMATION NEEDED
 FROM THE COUNTY TREASURER TO PREPARE UNIFIED SCHOOL DISTRICT BUDGET FORMS
 FORM 110

	Supplemental General Fund	Capital Outlay Fund	Bond and Interest Fund #1	Recreation Fund
1. County Treasurer Balance 6/30/2024 *	_____	_____	_____	_____
<hr/>				
2. 2023 Actual Taxes Levied*	_____	_____	_____	_____
3. Less: percent of delinquent taxes (3a)	\$0	\$0	\$0	\$0
4. Less: Jan. 20, 2024 Ad Valorem Taxes received**	_____	_____	_____	_____
5. Less: Mar. 20, 2024 Ad Valorem Taxes received**	_____	_____	_____	_____
6. Less: June 5, 2024 Ad Valorem Taxes received**	_____	_____	_____	_____
7. Less: County Taxes received**	_____	_____	_____	_____
8. Less: County Taxes received**	_____	_____	_____	_____
9. Less: Taxes refunded/abated (NRA / TIF)	_____	_____	_____	_____
10. Total Deductions (add Lines 3+4+5+6+7+8+9)	\$0	\$0	\$0	\$0
11. 2023 taxes receivable (taxes in process of collection 6/30/2024) (Line 2 less Line 10)	\$0	\$0	\$0	\$0
12. Estimated Revenue from Delinquent Taxes during the next 18 months (7-1-2024 to 12-31-2025) (Line 3 x 75%)	\$0	\$0	\$0	\$0
Tax Collection Ratio (Jan, Mar, June)	0.000 %	0.000 %	0.000 %	0.000 %

*Amounts are available from the County Treasurer. **The January, March, and June, 2024 amounts are available from the County Treasurer.
 and SHOULD NOT include Motor Vehicle or Delinquent. Include Watercraft Tax if USD received payment direct from county.

2024-2025
 TAX IN PROCESS OF COLLECTION AND INFORMATION NEEDED
 FROM THE COUNTY TREASURER TO PREPARE UNIFIED SCHOOL DISTRICT BUDGET FORMS
 FORM 110

	Adult Education	Special Liability	Bond & Interest #2
1. County Treasurer Balance 6/30/2024 *			
2. 2023 Actual Taxes Levied*			
3. Less: percent of delinquent taxes 0.000	\$0	\$0	\$0
4. Less: Jan. 20, 2024 Ad Valorem Taxes received**			
5. Less: Mar. 20, 2024 Ad Valorem Taxes received**			
6. Less: June 5, 2024 Ad Valorem Taxes received**			
7. Less: County Taxes received**			
8. Less: County Taxes received**			
9. Less: Taxes refunded/abated (NRA / TIF)			
10. Total Deductions (Add lines 3+4+5+6+7+8+9)	\$0	\$0	\$0
11. 2023 taxes receivable (taxes in process of collection 6/30/2024) (Line 2 less Line 10)	\$0	\$0	\$0
12. Estimated Revenue from Delinquent Taxes during the next 18 months (7-1-2024 to 12-31-2025) (Line 3 x 75%)	\$0	\$0	\$0
Tax Collection Ratio (Jan, Mar, June)	0.000 %	0.000 %	0.000 %

*Amounts are available from the County Treasurer. **The January, March, and June, 2024 amounts are available from the County Treasurer.
 and SHOULD NOT include Motor Vehicle or Delinquent. Include Watercraft Tax if USD received payment direct from county.

2024-2025
 TAX IN PROCESS OF COLLECTION AND INFORMATION NEEDED
 FROM THE COUNTY TREASURER TO PREPARE UNIFIED SCHOOL DISTRICT BUDGET FORMS
 FORM 110

	No Fund Warrant	Special Assessment	Temporary Note	Historical Museum	Public Library
1. County Treasurer Balance 6/30/2024 *					
2. 2023 Actual Taxes Levied*					
3. Less: percent of delinquent taxes <u>0.000</u>	\$0	\$0	\$0	\$0	\$0
4. Less: Jan. 20, 2024 Ad Valorem Taxes received**					
5. Less: Mar. 20, 2024 Ad Valorem Taxes received**					
6. Less: June 5, 2024 Ad Valorem Taxes received**					
7. Less: County Taxes received**					
8. Less: County Taxes received**					
9. Less: Taxes refunded/abated (NRA / TIF)					
10. Total Deductions (Add lines 3+4+5+6+7+8+9)	\$0	\$0	\$0	\$0	\$0
11. 2023 taxes receivable (taxes in process of collection 6/30/2024) (Line 2 less Line 10)	\$0	\$0	\$0	\$0	\$0
12. Estimated Revenue from Delinquent Taxes during the next 18 months (7-1-2024 to 12-31-2025) (Line 3 x 75%)	\$0	\$0	\$0	\$0	\$0
Tax Collection Ratio (Jan, Mar, June)	0.000 %	0.000 %	0.000 %	0.000 %	0.000 %

*Amounts are available from the County Treasurer. **The January, March, and June, 2024 amounts are available from the County Treasurer.
 and SHOULD NOT include Motor Vehicle or Delinquent. Include Watercraft Tax if USD received payment direct from county.

2024-2025
 TAX IN PROCESS OF COLLECTION AND INFORMATION NEEDED
 FROM THE COUNTY TREASURER TO PREPARE UNIFIED SCHOOL DISTRICT BUDGET FORMS
 FORM 110

	Rec. Comm Emp Benef & Spec Liab	Extraordinary Growth Facilities	Public Library Board Emp Benefits	Cost of Living
1. County Treasurer Balance 6/30/2024 *				
2. 2023 Actual Taxes Levied*				
3. Less: percent of delinquent taxes <u>0.000</u>	\$0	\$0	\$0	\$0
4. Less: Jan. 20, 2024 Ad Valorem Taxes received**				
5. Less: Mar. 20, 2024 Ad Valorem Taxes received**				
6. Less: June 5, 2024 Ad Valorem Taxes received**				
7. Less: County Taxes received**				
8. Less: County Taxes received**				
9. Less: Taxes refunded/abated (NRA / TIF)				
10. Total Deductions (Add lines 3+4+5+6+7+8+9)	\$0	\$0	\$0	\$0
11. 2023 taxes receivable (taxes in process of collection 6/30/2024) (Line 2 less Line 10)	\$0	\$0	\$0	\$0
12. Estimated Revenue from Delinquent Taxes during the next 18 months (7-1-2024 to 12-31-2025) (Line 3 x 75%)	\$0	\$0	\$0	\$0
Tax Collection Ratio (Jan, Mar, June)	0.000 %	0.000 %	0.000 %	0.000 %

*Amounts are available from the County Treasurer. **The January, March, and June, 2024 amounts are available from the County Treasurer. and SHOULD NOT include Motor Vehicle or Delinquent. Include Watercraft Tax if USD received payment direct from county.

FORM 118
2024-2025 ESTIMATED SPECIAL EDUCATION STATE AID
FOR GENERAL FUND PURPOSES

(This form should be included with the budget document and filed with the State Board of Education)

1. Estimated number of Special Education Teachers (FTE*)	_____	
2. Estimated (FTE*)Special Education Paraprofessionals _____ times .4 =	_____	0.0
3. Total number of Special Education Teachers (Line 1 + Line 2)	_____	0.0
4. Estimated State Aid due from 7-1-2024 to 6-30-2025 (Line 3 x \$30,800)	_____	\$0

*Full-time equivalency

TRANSPORTATION COSTS FOR SPECIAL EDUCATION

5. Salaries of Bus Drivers and Transportation Aides (includes social security and fringe benefits)	_____	\$25,000
6. Contractual Services (includes mileage paid to parents)	_____	
7. Insurance	_____	\$4,000
8. Maintenance in Lieu of Transportation (limited to \$750 per child)	_____	
9. Other Expense (gasoline, oil, vehicle maintenance, etc.)	_____	\$9,250
10. Capital Outlay Fund—Equipment (exclude bus purchases)	_____	
11. Depreciation (Includes only those vehicles which are not depreciated in the regular transportation formula. See depreciation schedule for prior year.)	_____	\$13,500
12. Teacher travel (in-district)	_____	\$52,000
13. Total of Lines 5 through 12	_____	\$103,750
14. Less: Transportation reimbursement (include cash sale of buses, EXCLUDE State Aid)	_____	
15. Net Transportation Cost (Line 13 minus Line 14)	_____	\$103,750
16. Total Estimated Transportation Aid (7-1-2024 to 6-30-2025) (Line 15 x 80%)	_____	\$83,000
<hr/>		
17. Estimated Catastrophic State Aid (7-1-2024 to 6-30-2025)	_____	
18. Estimated Medicaid Replacement State Aid	_____	
19. Estimated Special Education State Aid on behalf of Cooperative/Interlocal (Form 120) (7-1-2024 to 6-30-2025)	_____	\$1,024,395
20. Estimated Local Contribution Special Education State Aid (2024 House Sub for SB 387)	_____	\$152,257
21. Total Estimated Special Education Aid (7-1-2024 to 6-30-2025) (Line 4+16+17+18+19+20)	_____	\$1,259,652

Form 148
2024-2025 Estimated State Foundation Aid

1. 2024-25 General Fund Budget (Form 150, Line 16)	=	<u>\$10,477,753</u>
2. Estimated Local Effort		
a. 6-30-2024 Unencumbered Cash Balance (General Fund)	=	<u>\$0</u>
b. 2024-25 Pupil Tuition (General Fund Only)	=	<u>\$0</u>
c. 2024-25 Miscellaneous Revenue/Tax Collections (General Fund)	=	<u>\$0</u>
d. 2024-25 Mineral Production Tax (General Fund)	=	<u>\$0</u>
e. 2024-25 Special Education State Aid	=	<u>\$1,259,652</u>
3. TOTAL (2a + 2b + 2c + 2d + 2e)	=	<u>\$1,259,652</u>
4. 2024-25 Estimated State Foundation Aid (Line 1 minus Line 3)	=	<u>\$9,218,101</u>

Form 150
2024-2025
ESTIMATED LEGAL MAXIMUM GENERAL FUND BUDGET

General Fund Budget – Lines 1 through 18

1.	2024-25 Adjusted FTE enrollment (Excludes Preschool-Aged At-Risk (3 yr and 4 yr Old).) (from Table I)				= <u>1,100.0</u>
2.	Estimated 2024-25 Preschool-Aged At-Risk (3 yr and 4 yr Old) FTE enrollment (see Footnote(e)) (Count as .5 FTE)				
	9/20/24 <u>22.0</u> + 2/20/25 <u>0.0</u>				= <u>22.0</u>
3.	2024-25 Total Adjusted FTE Enrollment including Preschool-Aged At-Risk (3 yr and 4 yr Old) (Line 1 + Line 2)				= <u>1,122.0</u>
4.	Estimated 2024-25 weighted low enrollment and high enrollment. (from line 3)	<u>1,122.0</u>	x	<u>0.204913</u> factor (from Table II)	= <u>229.9</u>
5.	Estimated 2024-25 Bilingual Weighting (see Footnotes (a) and (b))				= <u>1.9</u>
	A. (9/20/24 Contact Hrs <u>8.0</u> + 2/20/25 Contact Hrs <u>0.0</u>) / 6 x 0.395				= <u>0.5</u>
	B. (9/20/24 ELL Headcount <u>10</u> + 2/20/25 ELL Hdct <u>0</u>) x .185				= <u>1.9</u>
	<i>Note: Bilingual weighting is based on the higher of contact hours or headcount.</i>				
6.	Estimated 2024-25 Career Technical Education (CTE) weighting (see Footnote (c))				
	(9/20/24 CTE contact hrs <u>260.0</u> + 2/20/25 contact hrs <u>0.0</u>) / 6 x 0.5				= <u>21.7</u>
7.	Estimated 2024-25 At-Risk Student Weighting				
	9/20/24 Free Lunch <u>500</u> + 2/20/25 Free Lunch <u>0</u> x 0.484				= <u>242.0</u>
8.	Estimated 2024-25 High-Density At-Risk Student Weighting (from Table V, Line 2)				= <u>33.7</u>
9.	Estimated 2024-25 Transportation Weighting (Table III, Line 6)	<u>292,586</u> ÷		<u>\$5,378</u>	= <u>54.4</u>
10.	Estimated 2024-25 Ancillary School Facilities Weighting. Amt approved by Board of Tax Appeals.	<u>0</u> ÷		<u>\$5,378</u>	= <u>0.0</u>
11.	Estimated Special Education Weighting. Amount of Sp. Ed. Funding (see Footnote(f))	<u>1,259,652</u> ÷		<u>\$5,378</u>	= <u>234.2</u>
12.	Estimated FHSU Math & Science Academy FTE enrollment				= <u>0.0</u>
13.	Estimated 2024-25 Virtual State Aid (Table IV, Line 4)				= <u>\$45,509</u>
14.	Estimated 2024-25 operating budget excludes COLA. (Lines 3 thru 12 times BASE + Line 13)	<u>1,939.8</u> x		<u>\$5,378</u> + 45509	= <u>\$10,477,753</u>
15.	Estimated Cost of Living weighting (Must have 31% LOB)	<u>\$0</u> ÷		<u>\$5,378</u>	= <u>0.0</u>
	(maximum allowed for this district) (Amt district will use, up to the maximum)				
16.	Total General Fund Budget Authority including Cost of Living.	<u>1,939.8</u> x		<u>\$5,378</u> + 45509	= <u>\$10,477,753</u>

Local Option Budget – See Form 155

17.	Estimated 2024-25 LOB General Fund budget (excludes Virtual & FHSU weighting) & includes higher of 2008-09 Spec Ed or current yr Spec Ed (Lines 3 through 10 + 15) = 1705.6 x \$5452 = \$9298931 + <u>1,259,652</u> (Spec Ed)				= <u>\$10,558,583</u>
-----	--	--	--	--	-----------------------

TABLE I - KSA 72-5132

1. Does the district qualify for the 3 yr Average? (Due to military dependent children.)	<u>NO</u>											
2. 9/20/21 Audited FTE enrollment (excludes Preschool-Aged At-Risk (3 yr and 4 yr Old) and Virtual)		= <u>1,101.8</u>										
3. 2/20/22 Audited FTE of new students of military families, not enrolled on 9/20/21. (Excludes Preschool-Aged At-Risk (3 yr and 4 yr Old)) (Must be at least 25 FTE or 1% of Line 2. If it doesn't meet criteria then calculates zero.)	<u>0.0</u>	= <u>0.0</u>										
4. 9/20/22 Audited FTE enrollment (excludes Preschool-Aged At-Risk (3 yr and 4 yr Old) and Virtual)		= <u>1,076.6</u>										
5. Estimated 2/20/23 Audited FTE of new students of military families, not enrolled on 9/20/22. (Excludes Preschool-Aged At-Risk (3 yr and 4 yr Old)) (Must be at least 25 FTE or 1% of Line 4. If it doesn't meet criteria then calculates zero.)	<u>0.0</u>	= <u>0.0</u>										
6. 9/20/23 Audited FTE enrollment (excludes Preschool-Aged At-Risk (3 yr and 4 yr Old) and Virtual)		= <u>1,072.2</u>										
7. 2/20/24 Audited FTE of new students of military families, not enrolled on 9/20/23. (Excludes Preschool-Aged At-Risk (3 yr and 4 yr Old)) (Must be at least 25 FTE or 1% of Line 6. If it doesn't meet criteria then calculates zero.)	<u>0.0</u>	= <u>0.0</u>										
8. 9/20/24 Estimated FTE enrollment (excludes Preschool-Aged At-Risk (3 yr and 4 yr Old) and Virtual)		= <u>1,100.0</u>										
9. 2/20/25 Estimated FTE of new students of military families, not enrolled on 9/20/24. (Excludes Preschool-Aged At-Risk (3 yr and 4 yr Old)) (Must be at least 25 FTE or 1% of Line 6. If it doesn't meet criteria then calculates zero.)	<u>0.0</u>	= <u>0.0</u>										
10. Sept. 20, 2021, FTE enrollment plus 2/20/22 FTE (Excludes Preschool-Aged At-Risk (3 yr and 4 yr Old) and Virtual.)		= <u>1,101.8</u>										
11. Sept. 20, 2022, FTE enrollment plus 2/20/23 FTE (Excludes Preschool-Aged At-Risk (3 yr and 4 yr Old) and Virtual.)		= <u>1,076.6</u>										
12. Sept. 20, 2023, FTE enrollment plus 2/20/24 FTE (Excludes Preschool-Aged At-Risk (3 yr and 4 yr Old) and Virtual.)		= <u>1,072.2</u>										
13. Sept. 20, 2024, FTE enrollment plus 2/20/25 FTE (Excludes Preschool-Aged At-Risk (3 yr and 4 yr Old) and Virtual.)		= <u>1,100.0</u>										
14. 3 Prior Years' Average FTE*:	<table border="0" style="margin-left: auto; margin-right: auto;"> <tr> <td style="text-align: center;"><u>1,101.8</u> (line 10)</td> <td style="text-align: center;">+</td> <td style="text-align: center;"><u>1,076.6</u> (line 11)</td> <td style="text-align: center;">+</td> <td style="text-align: center;">2 Prior Years' AVG FTE</td> </tr> <tr> <td style="text-align: center;"><u>1,072.2</u> (line 12)</td> <td style="text-align: center;">) ÷ 3 =</td> <td style="text-align: center;"><u>1,083.5</u> (goes to line 14)</td> <td style="text-align: center;">÷ 2 =</td> <td style="text-align: center;"><u>1,074.4</u> (goes to line 14)</td> </tr> </table>	<u>1,101.8</u> (line 10)	+	<u>1,076.6</u> (line 11)	+	2 Prior Years' AVG FTE	<u>1,072.2</u> (line 12)) ÷ 3 =	<u>1,083.5</u> (goes to line 14)	÷ 2 =	<u>1,074.4</u> (goes to line 14)	= <u>1,074.4</u>
<u>1,101.8</u> (line 10)	+	<u>1,076.6</u> (line 11)	+	2 Prior Years' AVG FTE								
<u>1,072.2</u> (line 12)) ÷ 3 =	<u>1,083.5</u> (goes to line 14)	÷ 2 =	<u>1,074.4</u> (goes to line 14)								
* Excludes Preschool-Aged At-Risk (3 yr and 4 yr Old) and Virtual; but includes 2/20 military students if they qualify for the Military Provision that year.												
15. 2024-25 FTE adjusted enrollment for budget purposes (higher of line 12, 13, or line 14 (2YR AVG or 3YR AVG if qualified for Military Provision).)		= <u>1,100.0</u>										
16. Total FTE adjusted enrollment. (Goes to page 1, line 1)		= <u>1,100.0</u>										

TABLE II - Low and High Enrollment Weighting (KSA 72-5149)

Enrollment of District	Factor
0 - 99.9	1.014331
100 - 299.9	{[(7337 - 9.655 (E - 100))÷3642.4]-1}
300 - 1,621.9	{[(5406 - 1.237500 (E - 300))÷3642.4]-1}
1622 and over	0.03504

E is the Adjusted FTE Enrollment (from Page 1, line 3)

EXAMPLE: (FTE of 954.0)

{[(5406 - 1.237500 (954.0 - 300))÷3642.4]-1}
 {[(5406 - 1.237500 (654.0))÷3642.4]-1}
 {[(5406 - 809.325)÷3642.4]-1}
 {4597.675÷3642.4} -1
 1.261991-1
 0.261991

TABLE III - Transportation Weighting (KSA 72-5148)

1. Area of district in square miles 9-20-2024.				=	<u>336.0</u>
2. All public pupils transported or for whom transportation is being made available 9-20-2024 who reside in the district 2.5 miles or more (Estimated)	<u>220.0</u>	+	2-20-25	<u>0.0</u>	= <u>220.0</u>
3. Index of density = Line 2	<u>220.0</u>	divided by	Line 1	<u>336.0</u>	= <u>0.655</u>
4. Using index of density (Line 3), determine Per Capita Allowance.					= <u>\$1,030</u>
			Factor A [BASE Change]		1.2912
			Factor B [Transported Students times Per Capita Allowance]		\$226,600
			Factor C [Factor B times Constant]		\$226,600
			Factor D [Factor C times Factor A]		\$292,586
6. 2024-25 Trans. State Aid =	<u>292,586</u>		(to Line 9, Page 1)		= <u>292,586</u>

In no event shall the transportation weighting of the school district result in the portion of such school district's state foundation aid attributable to the transportation weighting being in excess of 110% of such school district's total expenditures from all funds for transporting students for the immediately preceding school year.

**TABLE IV
Virtual State Aid (KSA 72-3715)**

1. Estimated 9/20/24 FTE enrollment for full-time students enrolled in virtual programs.	<u>6.0</u>	X	\$5,600	=	<u>33,600</u>
2. Estimated 9/20/24 FTE enrollment for part-time students enrolled in virtual programs.	<u>2.0</u>	X	\$5,600	=	<u>11,200</u>
3. Estimated Virtual Credits* (20 years and older as of 9/20/24)	<u>0.00</u>	X	\$709	=	<u>0</u>
4. Estimated Virtual Credits* (dropouts aged 19 and under as of 9/20/24)	<u>1.00</u>	X	\$709	=	<u>709</u>
5. Estimated Virtual State Aid (Lines 1 plus 2 plus 3 plus 4)				=	<u>\$45,509</u>

*No student shall be counted for more than 6 credits per year.

"Virtual School" means any school or educational program that: (1) Is offered for credit; (2) uses distance-learning technologies which predominately use internet-based methods to deliver instruction; (3) involves instruction that occurs asynchronously with the teacher and pupil in separate locations; (4) requires the pupil to make academic progress toward the next grade level and matriculation from kindergarten through high school graduation; (5) requires the pupil to demonstrate competence in subject matter for each class or subject in which the pupil is enrolled as part of the virtual school; and (6) requires age-appropriate pupils to complete state assessment tests.

**TABLE V
High At-Risk Weighting Calculation (KSA 72-5151)**

1. Estimated 2024-25 Free Lunch Percentage (1B divided by 1A)				=	<u>44.64 %</u>
A. 9/20/24 + 2/20/25 Headcount (from Open page)			<u>1,120</u>		
B. 9/20/24 + 2/20/25 Free Lunch Headcount (from Open page)			<u>500</u>		
2. Estimated 2024-25 High-Density At-Risk Student Weighting (higher of 2A or 2B) (goes to Page 1, Line 8)				=	<u>33.7</u>
A. USD Level (i or ii)				=	<u>33.7</u>
i. High-Density At-Risk >= 50% (1B times 10.5%)	=	<u>0.0</u>			
ii. High-Density At-Risk >= 35% and < 50% (1B times (#1 minus 35%) times .7)	=	<u>33.7</u>			
B. SCHOOL Level ***Enter building enrollment on HD-AR_BLDG worksheet***				=	<u>0.0</u>

**TABLE VI
At-Risk and High Density At-Risk State Foundation Aid - Required Transfer
From General Fund to At-Risk K-12 Fund (K.S.A. 72-5151)**

1. Estimated 2024-25 At-Risk (Free Meals) Weighted FTE [Form 150 Line 7] =	<u>242.0</u>				
2. Estimated 2024-25 At-Risk (High Density) Weighted FTE [Form 150 Line 8] =	<u>33.7</u>				
3. Estimated 2024-25 At-Risk State Foundation Aid [(Line 1 + Line 2) X \$5378] =	<u>275.7</u>	X	\$5,378	=	<u>\$1,482,715</u>

Page 1 Footnotes:

(a) Weighted FTE enrollment is computed by taking the total clock hours of bilingual students who are enrolled and attending in an approved bilingual class on 9-20-2024 and dividing by 6 (cannot exceed 6 hours for an individual student). Total clock hours 8.0 ÷ 6 x 0.395 = 0.5267 [Form 150 Line 5]

(b) FTE is computed by taking the total headcount of bilingual students who are enrolled and attending in an approved bilingual class on 9-20-2024 and multiplying by factor of 0.185. Total headcount 10 x 0.185 = 1.8500 [Form 150 Line 5]

(c) FTE is computed by taking the total clock hours of career and technical education students who are enrolled and attending in an approved vocational class on 9-20-2024 and dividing by 6 (cannot exceed 6 hours for an individual student). Total clock hours 260.0 ÷ 6 = 43.3333 [Form 150 Line 6]

(e) Preschool-Aged At-Risk (3 yr and 4 yr Old) students are counted as .5 FTE. USD must be approved by the Kansas State Department of Education.

(f) Comes from form 118 (line 20).

(NOTE: If September 20 falls on a weekend, the following Monday will be the official count date.)

Qualifying for the 3yr Average (Goes to Table I)

- 1. Did the district receive Federal Impact Aid? = NO
- 2. Did the district have a military dependent student enrolled during the 2023-2024 school year? = YES
- 3. Did the district decline in enrollment for 2023-2024 school year compared to the 2022-2023 school year? = YES

Qualifying for Military Provision for 2/20 weightings

Is the 2/20/25 Est. FTE Enrollment 0.0 >=25 or 1% of the 9/20/24 Est. FTE Enrollment 1,100.0 = NO

**FORM 155
2024-2025 LOCAL OPTION BUDGET**

1. Authorized percent for 2024-25 school year (Max 32.00%)	= <u>32.00</u> %
2. Authorized percent due to Election to increase LOB authority (Max 33%)	Expires _____ = <u>0.00</u> %
3. As authorized by KSA 72-5143, the Board adopted a resolution with no protest to increase LOB authority. (Max 33%)	School year it expires Expires <u>9999</u> <u>33.00</u> %
4. Max LOB percent authority (Max of Lines 1, 2 or 3) (Max 33%)	= <u>33.00</u> %
5. Percent certified on April as provided by KSA 72-5143	= <u>33.00</u> %
6. COMPUTED LOB FOR 2024-2025 (2024-25 LOB Base General Fund \$ <u>10,558,583</u> X Lower of Line 4 or Line 5	\$ <u>3,484,332</u>
7. ADOPTED LOB FOR 2024-2025	\$ _____

Note: Minimum adopted LOB must be 15% of LOB Base General Fund.

KSA 72-5143

(2)(A) The amount that is proportional to that amount of such school district's total foundation aid attributable to the at-risk weighting as compared to such district's total foundation aid shall be transferred from the supplemental general fund to the K-12 At-Risk fund of such school district.

Percent of at-risk weighting to total adjusted (weighted) enrollment:	<u>12.62</u> %
Amount required to transfer from Supplemental General Fund to K-12 At-Risk Fund:	<u>\$439,723</u>

(2)(B) The amount that is proportional to that amount of such school district's total foundation aid attributable to the bilingual weighting as compared to such district's total foundation aid shall be transferred from the supplemental general fund to the bilingual education fund of such school district.

Percent of bilingual weighting to total adjusted (weighted) enrollment:	<u>0.10</u> %
Amount required to transfer from Supplemental General Fund to Bilingual Fund:	<u>\$3,484</u>

2024 House Sub for Senate Bill 387 (New)

(2)(C) The amount that is proportional to that amount of such school district's total foundation aid attributable to the special education weighting as compared to such district's total foundation aid shall be transferred from the supplemental general fund to the special education fund of such school district.

Percent of special education weighting to total adjusted (weighted) enrollment:	<u>12.21</u> %
Amount required to transfer from Supplemental General Fund to Special Education Fund:	<u>\$425,437</u>

Form 162

2024-2025 ESTIMATED FOOD SERVICE REVENUE

(This form should be included with the budget document and filed with the State Department of Education)

			TOTAL ANNUAL MEALS	FEDERAL		STATE		DISTRICT LOCAL		TOTAL 7-1-24 to 6-30-25
				RATE	Reimbursement	RATE	Reimbursement	PRICE	REVENUE	
SCHOOL NUTRITION PROGRAMS										
LUNCH										
Paid	Elem	1.	20,000	.7750	\$15,500	.0400	\$800	3.05	\$61,000	\$77,300
	Jr. High	2.	10,000	.7750	\$7,750	.0400	\$400	3.35	\$33,500	\$41,650
	Sr. High	3.	24,000	.7750	\$18,600	.0400	\$960	3.35	\$80,400	\$99,960
Free		4.	60,000	4.6250	\$277,500	.0400	\$2,400			\$279,900
Reduced		5.	13,000	4.2250	\$54,925	.0400	\$520	0.40	\$5,200	\$60,645
Adult		6.	4,000					4.70	\$18,800	\$18,800
	TOTAL	7.	131,000		\$374,275		\$5,080		\$198,900	\$578,255
BREAKFAST										
Paid	Elem	8.	6,500	.3800	\$2,470			2.00	\$13,000	\$15,470
	Jr. High	9.	800	.3800	\$304			2.05	\$1,640	\$1,944
	Sr. High	10.	3,300	.3800	\$1,254			2.05	\$6,765	\$8,019
Free		11.	32,000	2.7300	\$87,360					\$87,360
Reduced		12.	6,000	2.4300	\$14,580			0.30	\$1,800	\$16,380
Adult		13.	100					2.70	\$270	\$270
	TOTAL	14.	48,700		\$105,968				\$23,475	\$129,443
SNACKS										
Paid	Elem	15.		.1000	\$0				\$0	\$0
	Jr. High	16.		.1000	\$0				\$0	\$0
	Sr. High	17.		.1000	\$0				\$0	\$0
Free		18.	12,000	1.1700	\$14,040					\$14,040
Reduced		19.		.5800	\$0			0.15	\$0	\$0
Adult		20.							\$0	\$0
	TOTAL	21.	12,000		\$14,040				\$0	\$14,040
SPECIAL MILK PROGRAM										
MILK										
Paid		22.		.2625	\$0				\$0	\$0
Free-Avg Dealer Cost		23.			\$0				\$0	\$0
	TOTAL	24.	0		\$0				\$0	\$0
CHILD & ADULT CARE FOOD PROGRAM										
BREAKFAST										
Paid	Elem	25.		.3800	\$0				\$0	\$0
	Jr. High	26.		.3800	\$0				\$0	\$0
	Sr. High	27.		.3800	\$0				\$0	\$0
Free		28.		2.2800	\$0					\$0
Reduced		29.		1.9800	\$0					\$0
Adult		30.							\$0	\$0
	TOTAL	31.	0		\$0				\$0	\$0
LUNCH										
Paid	Elem	32.		.6950	\$0				\$0	\$0
	Jr. High	33.		.6950	\$0				\$0	\$0
	Sr. High	34.		.6950	\$0				\$0	\$0
Free		35.		4.5450	\$0					\$0
Reduced		36.		4.1450	\$0					\$0
Adult		37.							\$0	\$0
	TOTAL	38.	0		\$0				\$0	\$0
SNACKS										
Paid	Elem	39.		.1000	\$0				\$0	\$0
	Jr. High	40.		.1000	\$0				\$0	\$0
	Sr. High	41.		.1000	\$0				\$0	\$0
Free		42.		1.1700	\$0					\$0
Reduced		43.		.5800	\$0					\$0
Adult		44.							\$0	\$0
	TOTAL	45.	0		\$0				\$0	\$0
SUPPER										
Paid	Elem	46.		.6950	\$0				\$0	\$0
	Jr. High	47.		.6950	\$0				\$0	\$0
	Sr. High	48.		.6950	\$0				\$0	\$0
Free		49.		4.5450	\$0					\$0
Reduced		50.		4.1450	\$0					\$0
Adult		51.							\$0	\$0
	TOTAL	52.	0		\$0				\$0	\$0

Form 162

2024-2025 ESTIMATED FOOD SERVICE REVENUE

(This form should be included with the budget document and filed with the State Department of Education)

SUMMER FOOD SERVICE PROGRAM	TOTAL ANNUAL MEALS	FEDERAL		STATE		DISTRICT LOCAL		TOTAL 7-1-24 to 6-30-25
		RATE	Reimbursement	RATE	Reimbursement	PRICE	REVENUE	
BREAKFAST								
Free	53.		2.9375	\$0				\$0
Adult (if charge)	54.						\$0	\$0
TOTAL	55.	0		\$0			\$0	\$0
LUNCH								
Free	56.		5.1450	\$0	\$0			\$0
Adult (if charge)	57.						\$0	\$0
TOTAL	58.	0		\$0			\$0	\$0
SNACKS								
Free	59.		1.2200	\$0				\$0
Adult (if charge)	60.						\$0	\$0
TOTAL	61.	0		\$0			\$0	\$0
SUPPER								
Free	62.		5.1450	\$0				\$0
Adult (if charge)	63.						\$0	\$0
TOTAL	64.	0		\$0			\$0	\$0
OTHER CASH								
Sales/Income	65.	xxxxxxxx		xxxxxxxx		xxxxxx		\$0
12 Months								
Total Income	66.	xxxxxxxx		\$494,283		\$5,080		\$222,375
								\$721,738

2024-2025
FORM 194

Proration of Estimated Motor Vehicle Property Tax, Recreational Vehicle Property Tax,
and In Lieu of Taxes on Industrial Revenue Bonds for July 1, 2024 to December 31, 2024

Do Not Anticipate Revenues from Motor Vehicle Property Tax, Recreational Vehicle Property Tax and In Lieu of Taxes on Ind. Rev. Bonds
For New Levies Made in 2023-2024 School Year Until March, 2025. For new levies made in 2024-2025
revenues will not be received until March, 2026

	(1)	(2)	(3)	(4)	(5)	(6)	(7)	(8)
	2022 Taxes Levied (Dollars)(a)	Percent of Total Taxes Levied (b)	Motor Vehicle Property Tax (d)	Percent of Total Taxes Levied (f)	Recreational Vehicle Property Tax (d)	In Lieu of Taxes in Ind. Rev. Bonds (g)	16/20M Tax (d)	Commercial Vehicle Tax (d)
	XXXXXXXXXX	XXXXXXXXXX	XXXXXXXXXX	39.34%	XXXXXXXXXX	XXXXXXXXXX	XXXXXXXXXX	XXXXXXXXXX
1. General (No MVPT or RVPT)								
2. Supplemental Gen. Fund	\$1,275,051	59.54%	\$67,134	36.12%	\$1,334	\$0	\$3,622	\$4,790
3. Adult Education	\$0	0.00%	\$0	0.00%	\$0	\$0	\$0	\$0
4. Capital Outlay	\$643,469	30.05%	\$33,883	18.23%	\$673	\$0	\$1,828	\$2,418
5. Special Assessment	\$0	0.00%	\$0	0.00%	\$0	\$0	\$0	\$0
6. Bond and Interest #1	\$222,953	10.41%	\$11,738	6.32%	\$233	\$0	\$633	\$837
7. Bond and Interest #2	\$0	0.00%	\$0	0.00%	\$0	\$0	\$0	\$0
8. Temporary Notes	\$0	0.00%	\$0	0.00%	\$0	\$0	\$0	\$0
9. Recreation Commission	\$0	0.00%	\$0	0.00%	\$0	\$0	\$0	\$0
10. Rec Comm Employee Bnfts	\$0	0.00%	\$0	0.00%	\$0	\$0	\$0	\$0
11. No Fund Warrant	\$0	0.00%	\$0	0.00%	\$0	\$0	\$0	\$0
13. Special Liability Expense	\$0	0.00%	\$0	0.00%	\$0	\$0	\$0	\$0
14. School Retirement	XXXXXXXXXX	XXXXXXXXXX	XXXXXXXXXX	XXXXXXXXXX	XXXXXXXXXX	XXXXXXXXXX	XXXXXXXXXX	XXXXXXXXXX
15. Historical Museum	\$0	0.00%	\$0	0.00%	\$0	\$0	\$0	\$0
16. Extraordinary Growth Facilities	\$0	0.00%	\$0	0.00%	\$0	\$0	\$0	\$0
17. Public Library Board	\$0	0.00%	\$0	0.00%	\$0	\$0	\$0	\$0
18. Public Library Board Emp Bnfts	\$0	0.00%	\$0	0.00%	\$0	\$0	\$0	\$0
19. Declining Enrollment	XXXXXXXXXX	XXXXXXXXXX	XXXXXXXXXX	XXXXXXXXXX	XXXXXXXXXX	XXXXXXXXXX	XXXXXXXXXX	XXXXXXXXXX
20. Cost of Living	\$0	0.00%	\$0	0.00%	\$0	\$0	\$0	\$0
21. TOTAL	\$2,141,473	100.00% (c)	\$112,754 (e)	100.00% (c)	\$2,240 (e)	\$0 (e)	\$6,084 (e)	\$8,045 (e)

- (a) Do not include taxes levied for any funds in which a budget will not be made in 2024-2025.
- (b) Divide each fund's tax levy by total tax dollars levied.
- (c) Should equal 100 percent.
- (d) Take the amount on line 21 times the calculated percentage for each fund from column 2.
- (e) Take the amount on Form 110, Page 2, Lines 13, 14, 15, 16 and 17 and multiply by .67.
- (f) Includes the total 2022 General Fund taxes levied.
- (g) Take the amount on line 21 times the calculated percentage for each fund from column 2.

**2024-2025
FORM 194-A**

**Proration of Estimated Motor Vehicle Property Tax, Recreational Vehicle Property Tax
and In Lieu of Taxes on Industrial Revenue Bonds for January 1, 2025, to June 30, 2025**

Do Not Anticipate Revenues from Motor Vehicle Property Tax, Recreational Vehicle Property Tax and In Lieu of Taxes on Ind. Rev. Bonds
For New Levies Made in 2023-2024 School Year Until March, 2025. For new levies made in 2024-2025
revenues will not be received until March, 2026

	(1) 2023 Taxes Levied (Dollars)(a)	(2) Percent of Total Taxes Levied (b)	(3) Motor Vehicle Property Tax (d)	(4) Percent of Total Taxes Levied (f)	(5) Recreational Vehicle Property Tax (d)	(6) In Lieu of Taxes in Ind. Rev. Bonds (g)	(7) 16/20M Tax (d)	(8) Commercial Vehicle Tax (d)
1. General (No MVPT or RVPT)	XXXXXXXXXX	XXXXXXXXXX	XXXXXXXXXX	38.87%	XXXXXXXXXX	XXXXXXXXXX	XXXXXXXXXX	XXXXXXXXXX
2. Supplemental Gen. Fund	\$1,483,792	64.60%	\$35,876	39.49%	\$713	\$0	\$1,935	\$2,559
3. Adult Education	\$0	0.00%	\$0	0.00%	\$0	\$0	\$0	\$0
4. Capital Outlay	\$681,042	29.65%	\$16,466	18.12%	\$327	\$0	\$888	\$1,175
5. Special Assessment	\$0	0.00%	\$0	0.00%	\$0	\$0	\$0	\$0
6. Bond and Interest #1	\$131,936	5.74%	\$3,188	3.51%	\$63	\$0	\$172	\$227
7. Bond and Interest #2	\$0	0.00%	\$0	0.00%	\$0	\$0	\$0	\$0
8. Temporary Notes	\$0	0.00%	\$0	0.00%	\$0	\$0	\$0	\$0
9. Recreation Commission	\$0	0.00%	\$0	0.00%	\$0	\$0	\$0	\$0
10. Rec Comm Employee Bnfts	\$0	0.00%	\$0	0.00%	\$0	\$0	\$0	\$0
11. No Fund Warrant	\$0	0.00%	\$0	0.00%	\$0	\$0	\$0	\$0
13. Special Liability Expense	\$0	0.00%	\$0	0.00%	\$0	\$0	\$0	\$0
14. School Retirement	XXXXXXXXXX	XXXXXXXXXX	XXXXXXXXXX	XXXXXXXXXX	XXXXXXXXXX	XXXXXXXXXX	XXXXXXXXXX	XXXXXXXXXX
15. Historical Museum	\$0	0.00%	\$0	0.00%	\$0	\$0	\$0	\$0
16. Extraordinary Growth Facilities	\$0	0.00%	\$0	0.00%	\$0	\$0	\$0	\$0
17. Public Library Board	\$0	0.00%	\$0	0.00%	\$0	\$0	\$0	\$0
18. Public Library Board Emp Bnfts	\$0	0.00%	\$0	0.00%	\$0	\$0	\$0	\$0
19. Declining Enrollment	XXXXXXXXXX	XXXXXXXXXX	XXXXXXXXXX	XXXXXXXXXX	XXXXXXXXXX	XXXXXXXXXX	XXXXXXXXXX	XXXXXXXXXX
20. Cost of Living	\$0	0.00%	\$0	0.00%	\$0	\$0	\$0	\$0
21. TOTAL	\$2,296,770	100.00% (c)	\$55,536 (e)	100.00% (c)	\$1,104 (e)	\$0 (e)	\$2,996 (e)	\$3,962 (e)

- (a) Do not include taxes levied for any funds in which a budget will not be made in 2024-2025.
- (b) Divide each fund's tax levy by total tax dollars levied.
- (c) Should equal 100 percent.
- (d) Take the amount on line 21 times the calculated percentage for each fund from column 2.
- (e) Take the amount on Form 110, Page 2, lines 13, 14, 15, 16 and 17 and multiply by .33.
- (f) Includes the total 2023 General Fund taxes levied.
- (g) Take the amount on line 21 times the calculated percentage for each fund from column 2.

FORM 195
2024-2025 Estimated State Aid

A. Driver Education Aid (Approved Programs Only)

1. Estimated aid 7/1/2024 to 6/30/2025 (12 mo.) (Number of Driver Ed pupils completing program) 51 x \$135 = \$6,885

B. Motorcycle Safety Aid (Approved Programs Only)

1. Estimated aid 7/1/2024 to 6/30/2025 (12 mo.) (Number of Motorcycle Safety pupils completing program) _____ x \$85 = \$0

C. Estimated KPERS

1. KPERS State Aid for 2023-2024 School Year = \$1,435,926

2. Est. increase due to KPERS rate = \$0

3. Est. KPERS State Aid due to salary increases and added staff
((Line 1 + Line 2) X % of salary increase and added staff 15.00 %) = \$215,389

4. Est. KPERS State Aid for 2024-25 (Line 1 + Line 2 + Line 3) = \$1,651,315

D. Professional Development Aid (Approved Programs Only)

1. Total estimated 2024-25 expenditures approved professional development program = 50,000

2. Total potential state aid (Line 1 X 0.5) = 25,000

3. Multiply Legal Maximum General Fund Budget X 0.005 = 52,389

4. Estimated State Aid (lower of Lines 2 or 3) = 25,000

5. Estimated Prorated State Aid (Line 4 X 0.3) to be paid on June 20, 2025 = 7,500

FORM 239

2024-2025 ESTIMATED SUPPLEMENTAL GENERAL (LOB) STATE AID

(This form should be included with the budget document and filed with the State Department of Education)

1. 2024-25 Adopted Supplemental General Fund Budget (cannot exceed Line 6 of Form 155)	=	<u>\$3,484,332</u>
2. Estimated Supplemental General State Aid		
Line 1 <u>3,484,332</u> x factor <u>0.5309</u>	=	<u>\$1,849,832</u>
3. Less Prior Year Overpayment	-	<u> </u>
4. Net Estimated Supplemental General State Aid (Line 2 - Line 3)	=	<u>\$1,849,832</u>

.....

FORM 243

2024-2025 ESTIMATED CAPITAL OUTLAY STATE AID

1. Estimated 2024 Taxes Levied in the Capital Outlay Fund	=	<u>\$690,101</u>
2. Estimated Capital Outlay State Aid (Line 1 x Factor) <u>0.5600</u>	=	<u>\$386,457</u>

FORM 242
BOND AND INTEREST FUND #1
2024-2025 ESTIMATED BOND AND INTEREST STATE AID
(Bond Elections Prior July 1, 2015)

Does not include asbestos bonds and capital outlay bonds. State aid applies only to general obligation bonds passed in a referendum.

1. Estimated 2024-2025 bond and interest fund payments	=	<u>\$109,349</u>
2. Estimated Federal Tax Credit (Build America Bonds)	=	<u> </u>
3. Estimated bond and interest state aid. (Line 1 minus Line 2) x factor	<u>0.5500</u>	= <u>\$60,142</u>
4. Less prior year overpayment	-	<u> </u>
5. Estimated bond and interest fund state aid (Goes to Code 62) (July 1, 2024 through June 30, 2025) (Line 3 - Line 4)	=	<u>\$60,142</u>

FORM 244
BOND AND INTEREST FUND #1
2024-2025 ESTIMATED BOND AND INTEREST STATE AID
(Bond Elections After July 1, 2015 and Before June 30, 2017)

Does not include asbestos bonds and capital outlay bonds. State aid applies only to general obligation bonds passed in a referendum.

1. Estimated 2024-2025 bond and interest fund payments	=	<u> </u>
2. Estimated Federal Tax Credit (Build America Bonds)	=	<u> </u>
3. Estimated bond and interest state aid. (Line 1 minus Line 2) x factor	<u>0.0000</u>	= <u>\$0</u>
4. Less prior year overpayment	-	<u> </u>
5. Estimated bond and interest fund state aid (Goes to Code 62) (July 1, 2024 through June 30, 2025) (Line 3 - Line 4)	=	<u>\$0</u>

FORM 246
BOND AND INTEREST FUND #1
2024-2025 ESTIMATED BOND AND INTEREST STATE AID
(Bond Elections After July 1, 2017 and Before June 30, 2022)

Does not include asbestos bonds and capital outlay bonds. State aid applies only to general obligation bonds passed in a referendum.

1. Estimated 2024-2025 bond and interest fund payments			=	_____
2. Estimated Federal Tax Credit (Build America Bonds)			=	_____
3. Estimated bond and interest state aid. (Line 1 minus Line 2) x factor	<u>0.0000</u>	x	<u>ProRation</u> <u>100</u>	= <u>\$0</u>
4. Less prior year overpayment			-	_____
5. Estimated bond and interest fund state aid (Goes to Code 62) (July 1, 2024 through June 30, 2025) (Line 3 - Line 4)			=	<u>\$0</u>

FORM 248
BOND AND INTEREST FUND #1
2024-2025 ESTIMATED BOND AND INTEREST STATE AID
(Bond Elections After July 1, 2022)

Does not include asbestos bonds and capital outlay bonds. State aid applies only to general obligation bonds passed in a referendum.

1. Estimated 2024-2025 bond and interest fund payments			=	_____
2. Estimated Federal Tax Credit (Build America Bonds)			=	_____
3. Estimated bond and interest state aid. (Line 1 minus Line 2) x factor	<u>0.0400</u>	x	<u>ProRation</u> <u>100</u>	= <u>\$0</u>
4. Less prior year overpayment			-	_____
5. Estimated bond and interest fund state aid (Goes to Code 62) (July 1, 2024 through June 30, 2025) (Line 3 - Line 4)			=	<u>\$0</u>

FORM 242-A
BOND AND INTEREST FUND #2
2024-2025 ESTIMATED BOND AND INTEREST STATE AID
(Bond Elections Prior July 1, 2015)

Does not include asbestos bonds and capital outlay bonds. State aid applies only to general obligation bonds passed in a referendum.

1. Estimated 2024-2025 bond and interest fund payments	=	_____
2. Estimated Federal Tax Credit (Build America Bonds)	=	_____
3. Estimated bond and interest state aid. (Line 1 minus Line 2) x factor	=	<u>0.5500</u> = \$0
4. Less prior year overpayment	-	_____
5. Estimated bond and interest fund state aid (Goes to Code 63) (July 1, 2024 through June 30, 2025) (Line 3 - Line 4)	=	<u>\$0</u>

FORM 244-A
BOND AND INTEREST FUND #2
2024-2025 ESTIMATED BOND AND INTEREST STATE AID
(Bond Elections After July 1, 2015 and Before June 30, 2017)

Does not include asbestos bonds and capital outlay bonds. State aid applies only to general obligation bonds passed in a referendum.

1. Estimated 2024-2025 bond and interest fund payments	=	_____
2. Estimated Federal Tax Credit (Build America Bonds)	=	_____
3. Estimated bond and interest state aid. (Line 1 minus Line 2) x factor	=	<u>0.0000</u> = \$0
4. Less prior year overpayment	-	_____
5. Estimated bond and interest fund state aid (Goes to Code 63) (July 1, 2024 through June 30, 2025) (Line 3 - Line 4)	=	<u>\$0</u>

FORM 246-A
BOND AND INTEREST FUND #2
2024-2025 ESTIMATED BOND AND INTEREST STATE AID
(Bond Elections After July 1, 2017 and Before June 30, 2022)

Does not include asbestos bonds and capital outlay bonds. State aid applies only to general obligation bonds passed in a referendum.

1. Estimated 2024-2025 bond and interest fund payments			=	_____
2. Estimated Federal Tax Credit (Build America Bonds)			=	_____
3. Estimated bond and interest state aid. (Line 1 minus Line 2) x factor	0.0000	x	ProRation 100	= _____ \$0
4. Less prior year overpayment			-	_____
5. Estimated bond and interest fund state aid (Goes to Code 63) (July 1, 2024 through June 30, 2025) (Line 3 - Line 4)			=	_____ \$0

FORM 248-A
BOND AND INTEREST FUND #2
2024-2025 ESTIMATED BOND AND INTEREST STATE AID
(Bond Elections After July 1, 2022)

Does not include asbestos bonds and capital outlay bonds. State aid applies only to general obligation bonds passed in a referendum.

1. Estimated 2024-2025 bond and interest fund payments			=	_____
2. Estimated Federal Tax Credit (Build America Bonds)			=	_____
3. Estimated bond and interest state aid. (Line 1 minus Line 2) x factor	0.0400	x	ProRation 100	= _____ \$0
4. Less prior year overpayment			-	_____
5. Estimated bond and interest fund state aid (Goes to Code 63) (July 1, 2024 through June 30, 2025) (Line 3 - Line 4)			=	_____ \$0

CERTIFICATE
TO THE CLERK of Cloud County, State of Kansas
We, the undersigned, duly elected, qualified and acting officers of
Unified School District 333

certify that: (1) the hearing mentioned in the attached proof of publication was held; (2) after the Budget Hearing this budget was duly approved and adopted as the maximum expenditure for the various funds for the year 2024-2025; and (3) the Amount(s) of 2024 Tax to be Levied are within statutory limitations.

TABLE OF CONTENTS	K.S.A.	Code 01 Line	2024-2025 Adopted Budget		3 County Clerk's Use Certified Mill Rate
			1 Expenditures	2 2024 Tax to be Levied	
General ¹	72-5142	06	10,477,753	1,338,069	20.000 ²
Federal Funds	12-1663	07	646,907		
Supplemental General (LOB) ³	72-5147	08	3,484,332	1,523,489	
Adult Education	74-32,259	10	0	0	
Preschool-Aged At-Risk	72-5154	11	271,536		
Adult Supplemental Education	74-32,261	12	0		
At Risk Education Fund	72-5153	13	1,938,931		
Bilingual Education	72-3613	14	53,900		
Virtual Education	72-3715	15	15,000		
Capital Outlay	72-53, 113	16	3,428,833	690,101	
Driver Training	72-5163	18	44,043		
Declining Enrollment	72-5160	19	0		
Extraordinary School Program	72-3239	22	0		
Food Service	72-5164	24	949,993		
Professional Development	72-2552	26	152,049		
Parent Education Program	72-4165	28	242,047		
Summer School	72-3238	29	0		
Special Education	72-3422	30	2,614,000		
Cost of Living ⁴	72-5159	33	0	0	
Career and Postsecondary Education	72-5162	34	327,887		
Gifts and Grants	72-1142	35	375,544		
Special Liability Expense Fund	72-1179	42	0	0	
School Retirement	72-2661	44	0	0	
Extraordinary Growth Facility	72-5158	45	0	0	
Special Reserve Fund	72-1180	47			
KPERS Special Retirement Contribution	74-4939a	51	1,651,315		
Contingency Reserve	72-5165	53			
Textbook & Student Material Revolving	72-3355	55			
Activity Funds	72-1178	56			
DEBT SERVICE					
Bond and Interest #1	10-113	62	109,349	238,530	
Bond and Interest #2	10-113	63	0	0	
No Fund Warrant ⁵	79-2939	66	0	0	
Special Assessment	12-6a10	67	0	0	
Temporary Note	72-5457	68	0	0	

1. The amount computed on Form 150 is the limit of the 2024-2025 General Fund Expenditures.
2. The General Fund levy must be 20 mills. County clerks can't change this levy.
3. Date election was held to exceed 31% _____ authorizing _____ 0.00% expires _____
Date the Board adopted resolution 3/16/2020 authorizing _____ 33.00% expires 9999
4. Date the Board adopted Cost of Living Resolution authorized by 72-5159 _____
5. See K.S.A. 79-2939, order # _____ dated _____ / _____ / _____.

TABLE OF CONTENTS	K.S.A.	Code 01 Line	2024-2025 Adopted Budget		
			1 Expenditures	2 2024 Tax to be Levied	3 County Clerk's Use Certified Mill Rate
COOPERATIVES					
Special Education	72-3412	78	7,808,543		
Total USD		100	34,591,962	3,790,189	
OTHER					
Historical Museum	12-1684	80	0	0	
Public Library Board	72-1420	82	0	0	
Public Library Board Emp Bnfts	12-16,102	83	0	0	
Recreation Commission	12-1927	84	0	0	
Rec Comm Emp Bnfts & Spec Liab	12-1928/75-6110	86	0	0	
Total Other		105	0	0	

<u>Municipal Accounting Use Only</u>	
Received _____	
Reviewed by _____	
Follow-up: Yes _____ No _____	

Assisted by: _____

Attest: _____, 2024

Board President

County Clerk

Clerk of the Board

FINAL VALUATION
(County Clerk's Use Only)

County	Final Assessed Valuation		Bond and Interest	
	General Fund ¹	Other Funds	#1	#2
		\$		
		\$		
		\$		
		\$		
		\$		
TOTAL	\$0	\$0	\$0	\$0

1. General Fund Assessed Valuation excludes \$40,000 of appraised value on residential property.

Computation of Delinquency

2022 Delinquent Tax Percentage 0.000 % Rate Used in this Budget for 2024-2025 3.000 %

Resolutions of Levy Limits for Tax Funds

1. Capital Outlay

Resolution dated 5/12/2014 authorizing 8.000 mills for 9999 years.

Note: For any new resolutions dated 7-1-2005 and after, the mill rate may not exceed 8 mills in total.

2. Adult Education

Resolution dated _____ authorizing 0.000 mills for 0 years.
(limit 5 years)

3. Historical Museum:

Tax Rate authorized by a petition dated _____ authorizing _____ mills.

4. Public Library:

Resolution dated _____ authorizing _____ mills.

5. Recreation Commission:

Resolution dated _____ authorizing _____ mills.

Note: The USD must have a copy of the separate recreation commission budget before making this levy.

WORKSHEET I
(Columns 1 through 5 must match Form 110)

Code	Code 04 Line	Fiscal Year 2024-2025									
		1	2	3	4	5	6	7	8	9	10
		Actual 2023 Tax Levy	Less 2 Allowance for Delinquency	Less 2023 Tax Received in 2023-24	Less Tax Refunded in 2023-24	2023 Tax in Process	Motor Vehicle Tax (includes 16/20M Tax)	Recreational Vehicle Tax	Commercial Vehicle	Amount of 2024 Tax to be Levied	Estimate of 2024 Taxes (1/1/2025 - 6/30/2025)
Supplemental General	03	1,483,792	29,676	1,402,621	11,437	40,058	108,567	2,047	7,349	1,523,489	1,424,462
Adult Education	05	0	0	0	0	0	0	0	0	0	0
Capital Outlay	10	681,042	13,621	647,844	1,129	18,448	53,065	1,000	3,593	690,101	645,244
Special Assessment	25	0	0	0	0	0	0	0	0	0	0
Spec Liability Expense	30	0	0	0	0	0	0	0	0	0	0
Bond and Interest #1	40	131,936	2,639	124,698	1,030	3,569	15,731	296	1,064	238,530	223,026
Bond and Interest #2	45	0	0	0	0	0	0	0	0	0	0
Temporary Note	50	0	0	0	0	0	0	0	0	0	0
No-fund Warrant	55	0	0	0	0	0	0	0	0	0	0
Extraordinary Growth Facility	57	0	0	0	0	0	0	0	0	0	0
Recreation Commission	60	0	0	0	0	0	0	0	0	0	0
Rec Comm Emp Bnfts & Spec Liab	65	0	0	0	0	0	0	0	0	0	0
Public Library Board	70	0	0	0	0	0	0	0	0	0	0
Public Lib Brd Emp Bnfts	71	0	0	0	0	0	0	0	0	0	0
Historical Museum	75	0	0	0	0	0	0	0	0	0	0
Cost of Living	78	0	0	0	0	0	0	0	0	0	0
TOTAL	80	2,296,770	45,936	2,175,163	13,596	62,075	177,363	3,343	12,006	2,452,120	2,292,732

Adult Education Computation	<u>\$86,262,654</u>	x	<u>0.000</u>	=	<u>\$0</u>
	Assessed Valuation		Adult Education Mill Levy		Taxes to be Levied
Capital Outlay Computation	<u>\$86,262,654</u>	x	<u>8.000</u>	=	<u>\$690,101</u>
	Assessed Valuation		Capital Outlay Mill Levy		Taxes to be Levied
Tax Collection Ratio for 2023	<u>94.705 %</u>				

STATEMENT OF INDEBTEDNESS

Note: If Bond and Interest levies are based on different assessed valuations due to territory changes, show such bond issues as a separate group. Use Bond and Interest #2 (C063) for these bond issues.

Bond Elections	Purpose of Debt	1	2	3	4	5	6	7		8		9		10		11		12	
		Date of Election	Date of Issue	Date Refunded/Refinanced	Interest Rate	Amount of Bonds Issued	Principal Outstanding 7/1/2024	Date Due		Due in 2024-2025		Due July-Dec. 2025							
								Interest	Principal	Interest	Principal	Interest	Principal	Interest	Principal	Interest	Principal	Interest	Principal
prior to July 1, 2015	Refinance Original CES HVAC/FEMA	12/23/2013	11/1/2019		2.43%	3,550,000	3,450,000	3/1/2025	9/1/2024	79,349	30,000	39,501	330,000						
Total							3,450,000			79,349	30,000	39,501	330,000						
after July 1, 2015 & prior to June 30, 2017																			
	Total							0		0	0	0	0	0					
after July 1, 2017 & prior to June 30, 2022																			
	Total							0		0	0	0	0	0					
after July 1, 2022																			
	Total							0		0	0	0	0	0					

STATEMENT OF INDEBTEDNESS

Note: If Bond and Interest levies are based on different assessed valuations due to territory changes, show such bond issues as a separate group. Use Bond and Interest #2 (C063) for these bond issues.

Bond Elections	Purpose of Debt	1	2	3	4	5	6	7		8		9		10		11		12	
		Date of Election	Date of Issue	Date Refunded/Refinanced	Interest Rate	Amount of Bonds Issued	Principal Outstanding 7/1/2024	Interest	Principal	Interest	Principal	Interest	Principal	Interest	Principal				
						Grand Total	3,450,000			79,349	30,000	39,501	330,000						

GENERAL FUND	Code 06 Line	12 mo.	12 mo.	12 mo.
		2022-2023 Actual (1)	2023-2024 Actual (2)	2024-2025 Budget (3)
UNENCUMBERED CASH BALANCE JULY 1	01		0	0
Cancellation of Prior Year Encumbrances	03			
REVENUES				
1000 Local Sources				
1300 Tuition				
1312 Individuals (out of district)	30			
1320 Other School District/Govt Sources (in-state)	40			
1330 Other School District/Govt Sources (out-of-state)	45			
1410 Transportation Fees (reimbursement)	47			
1700 Student Activities (reimbursement)	50			
1900 Other Revenue from Local Source				
1910 User Charges (reimbursement)	55			
1980 Reimbursements	60	284,045	300,406	
1985 State Aid Reimbursements	65	6,285	1,856	
1990 Miscellaneous	67			
3000 State Sources				
3110 State Foundation Aid	95	8,204,102	8,704,863	9,218,101
3130 Mineral Production Tax	115			
3205 Special Education Aid	120	952,891	1,080,222	1,259,652
RESOURCES AVAILABLE	170	9,447,323	10,087,347	10,477,753
Total Expenditures & Transfers	175	9,447,323	10,087,347	10,477,753
Unencumbered Cash Balance (June 30)	190	0	0	

Budget Line 190: Line 170 minus Line 175

Budget Line 65: Include Psychiatric Residential Treatment Centers (PRTF)/Juvenile Detention Centers (JDC)/Flint Hills Job Corps payments, Teacher Mentoring Program payments, National Board Certified Teacher payments, and Career & Technical Education state aid (for students earning an industry recognized credential in a high-need occupation).

GENERAL FUND	Code 06 Line	12 mo.	12 mo.	12 mo.
		2022-2023 Actual (1)	2023-2024 Actual (2)	2024-2025 Budget (3)
EXPENDITURES				
1000 Instruction				
100 Salaries				
110 Certified	210	836,892	675,795	750,000
120 Non-Certified	215	233,923	223,910	280,000
200 Employee Benefits				
210 Insurance (employee)	220	20,380	1,932	2,438
220 Social Security	225	59,043	55,480	60,000
290 Other	230	158,607	131,491	140,000
300 Purchased Professional & Tech Serv	235	1,168	5,234	7,500
400 Purchased Property Services	237	92,777	115,971	120,000
500 Other Purchased Services				
560 Tuition				
561 Tuition/Other State LEA's	240			
562 Tuition/Other Out-of-State LEA's	245			
563 Tuition/Private Sources	250			
590 Other	255	53,715	79,618	90,000

GENERAL FUND	Code 06 Line	12 mo.	12 mo.	12 mo.
		2022-2023 Actual (1)	2023-2024 Actual (2)	2024-2025 Budget (3)
EXPENDITURES				
600 Supplies				
610 General Supplemental (teaching)	260	122,908	103,633	150,000
644 Textbooks	265		18,824	20,000
650 Supplies (technology related)	267	113,563	182,940	200,000
680 Miscellaneous Supplies	270	3,459	3,157	6,000
700 Property (equipment & furnishings)	275	32,582	14,705	20,000
800 Other	280	57,476	61,587	75,000
2000 Support Services				
2100 Student Support Services				
100 Salaries				
110 Certified	285	41,425	42,100	60,000
120 Non-Certified	290	23,011	18,892	31,000
200 Employee Benefits				
210 Insurance (employee)	295	11,871	13,149	25,000
220 Social Security	300	4,459	4,062	7,000
290 Other	305	64	355	500
300 Purchased Professional & Tech Serv	310	155	1,403	1,400
400 Purchased Property Services	313			
500 Other Purchased Services	315	345	785	1,000
600 Supplies	320	7,367	7,527	10,000
700 Property (equipment & furnishings)	325			
800 Other	330			
2200 Instr Support Staff				
100 Salaries				
110 Certified	335	93,755	95,175	120,000
120 Non-Certified	340	41,074	36,036	55,000
200 Employee Benefits				
210 Insurance (employee)	345	25,567	28,265	50,000
220 Social Security	350	9,305	8,845	15,000
290 Other	355	3,372	3,598	8,000
300 Purchased Professional & Tech Serv	360	28,000	47,278	70,000
400 Purchased Property Services	363			
500 Other Purchased Services	365			
600 Supplies				
640 Books (not textbooks) & Periodicals	370	5,218	4,839	10,000
650 Technology Supplies	375	1,974	3,772	6,000
680 Miscellaneous Supplies	380	1,153	1,187	2,500
700 Property (equipment & furnishings)	385	97,514	104,737	123,000
800 Other	390			
2300 General Administration				
100 Salaries				
110 Certified	395	144,919	150,284	189,000
120 Non-Certified	400	103,320	64,984	100,000
200 Employee Benefits				
210 Insurance (employee)	405	34,714	34,170	55,000
220 Social Security	410	18,199	15,614	20,000
290 Other	415	910	1,110	2,500
300 Purchased Professional & Tech Serv	420	15,129	16,095	20,000
400 Purchased Property Services	425			
500 Other Purchased Services				
520 Insurance	430			
530 Communications (phone, postage, etc.)	435	8,916	12,710	20,000
590 Other	440	3,773	4,914	6,000
600 Supplies	445	21,771	20,833	25,000
700 Property (equipment & furnishings)	450			
800 Other	455	23,062	20,897	30,000

GENERAL FUND	Code 06 Line	12 mo.	12 mo.	12 mo.
		2022-2023 Actual (1)	2023-2024 Actual (2)	2024-2025 Budget (3)
EXPENDITURES				
2400 School Administration				
100 Salaries				
110 Certified	460	443,216	444,849	500,000
120 Non-Certified	465	152,582	157,652	200,000
200 Employee Benefits				
210 Insurance (employee)	470	63,973	73,772	95,000
220 Social Security	475	45,651	44,838	65,000
290 Other	480		1,534	2,000
300 Purchased Professional & Tech Serv	485			
400 Purchased Property Services	490			
500 Other Purchased Services				
530 Communications (phone, postage, etc.)	495	8,640	7,440	9,000
590 Other	500	81		
600 Supplies	505	8,152	7,645	10,000
700 Property (equipment & furnishings)	510			
800 Other	515	1,068	650	1,200
2500 Central Services				
100 Salaries				
110 Certified	730			
120 Non-Certified	735	187,612	244,347	290,000
200 Employee Benefits				
210 Insurance	740	35,777	46,162	60,000
220 Social Security	745	12,939	17,217	25,000
290 Other	750	1,629	1,874	2,500
300 Purchased Professional & Tech Serv	755			
400 Purchased Property Services	760			
500 Other Purchased Services	765			
600 Supplies	770	7,224	8,180	10,000
700 Property (equipment & furnishings)	775			
800 Other	780			
2600 Operations & Maintenance				
100 Salaries				
120 Non-Certified	520	452,913	454,960	510,000
200 Employee Benefits				
210 Insurance (employee)	525	76,409	73,987	90,000
220 Social Security	530	32,587	35,712	40,000
290 Other	535	7,387	10,945	12,000
300 Purchased Professional & Tech Serv	540			
400 Purchased Property Services				
411 Water/Sewer	545	24,382	28,745	35,000
420 Cleaning	550	2,200	1,760	2,000
430 Repairs & Maintenance	555	2,485	3,078	5,000
440 Rentals	560			
460 Repair of Buildings	565			
490 Other	570			
500 Other Purchased Services				
520 Insurance	575	111,662	155,357	226,000
590 Other	580	2,861	2,522	3,500
600 Supplies				
610 General Supplies	585	188,857	155,296	188,000
620 Energy				
621 Heating	590	81,063	55,046	90,000
622 Electricity	595	264,652	234,822	260,000
626 Motor Fuel (not school bus)	600			
629 Other	605			
680 Miscellaneous Supplies	610			

GENERAL FUND	Code 06 Line	12 mo.	12 mo.	12 mo.
		2022-2023 Actual (1)	2023-2024 Actual (2)	2024-2025 Budget (3)
EXPENDITURES				
700 Property (equipment & furnishings)	615	13,865	3,328	5,000
800 Other	620			
2601 Operations & Maintenance (transportation)				
100 Salaries				
120 Non-Certified	622			
200 Employee Benefits				
210 Insurance (employee)	623			
220 Social Security	626			
290 Other	628			
300 Purchased Professional & Tech Serv	630			
400 Purchased Property Services	632			
500 Other Purchased Services	634			
600 Supplies				
610 General Supplies	636			
620 Energy				
621 Heating	638			
622 Electricity	640			
626 Motor Fuel (not school bus)	642			
629 Other	644			
680 Miscellaneous Supplies	646			
700 Property (equipment & furnishings)	648			
800 Other	650			
2700 Student Transportation Services				
2720 Supervision				
100 Salaries				
120 Non-Certified	652	214,043	196,799	230,000
200 Employee Benefits				
210 Insurance	654	53,860	50,840	75,000
220 Social Security	656	15,368	14,382	18,000
290 Other	658	10,210	8,053	10,000
600 Supplies	660			
730 Equipment	662			
800 Other	664			
2710 Vehicle Operating Services				
100 Salaries				
120 Non-Certified	666			
200 Employee Benefits				
210 Insurance	668			
220 Social Security	670			
290 Other	672			
442 Rent of Vehicles (lease)	674			
500 Other Purchased Services				
513 Contracting of Bus Services	676			
519 Mileage in Lieu of Trans	678			
520 Insurance	680	47,292	65,798	75,000
626 Motor Fuel	682	83,075	56,653	85,000
730 Equipment (including buses)	684			
800 Other	686			
2730 Vehicle Services & Maintenance Services				
100 Salaries				
120 Non-Certified	688			
200 Employee Benefits				
210 Insurance	690			
220 Social Security	692			
290 Other	694			
300 Purchased Professional & Tech Serv	696			
400 Purchased Property Services	698		214	500

GENERAL FUND	Code 06 Line	12 mo.	12 mo.	12 mo.
		2022-2023 Actual (1)	2023-2024 Actual (2)	2024-2025 Budget (3)
EXPENDITURES				
500 Other Purchased Services	700	49,303	55,832	50,000
600 Supplies	702	36,848	41,425	50,000
730 Equipment	704			
800 Other	706	7,578	6,583	8,000
2790 Other Student Transportation Services				
100 Salaries				
120 Non-Certified	708			
200 Employee Benefits				
210 Insurance	710			
220 Social Security	712			
290 Other	714			
300 Purchased Professional & Tech Serv	716			
400 Purchased Property Services	718	970		2,500
500 Other Purchased Services	720			
600 Supplies	722			
730 Equipment	724			
800 Other	726			
2900 Other Support Services				
100 Salaries				
110 Certified	895			
120 Non-Certified	900			
200 Employee Benefits				
210 Insurance	905			
220 Social Security	910			
290 Other	915			
300 Purchased Professional & Tech Serv	920			
400 Purchased Property Services	925			
500 Other Purchased Services	930	16,350	16,843	20,000
600 Supplies	935			
700 Property (equipment & furnishings)	940			
800 Other	945	4,340	5,588	7,000
3300 Community Services Operations	785	83,845	48,452	56,000
4300 Architectural & Engineering Services	790			
5200 Transfers				
932 Adult Education	795			
934 Adult Supplemental Education	800			
936 Bilingual Education	805	34,540	34,133	40,000
937 Virtual Education	807			15,000
938 Capital Outlay	810	556,044	900,531	200,000
940 Driver Training	815			
943 Extraordinary School Program	823			
944 Food Service	825			100,000
946 Professional Development	830	15,256	95,306	50,000
948 Parent Education Program	835			
949 Summer School	837			
950 Special Education	840	1,752,710	1,803,076	1,803,000
954 Career & Postsecondary Education	850	256,658	225,572	250,000
960 Special Reserve Fund	853			
963 Special Liability Expense Fund	855			
972 Contingency Reserve	885		158,261	
974 Textbook & Student Materials Revolving Fund	889			
976 Preschool-Aged At-Risk	891	120,414	162,141	130,000
978 At-Risk Education Fund	893	1,301,917	1,431,254	1,482,715
TOTAL EXPENDITURES*	---	9,447,323	10,087,347	10,477,753

*Goes to Budget Line 175.

FEDERAL FUNDS (Monies Not Included in Other Funds)	Code 07 Line	12 mo.	12 mo.	12 mo.
		2022-2023 Actual (1)	2023-2024 Actual (2)	2024-2025 Budget (3)
UNENCUMBERED CASH BALANCE JULY 1	01	-772,682	-138,372	42,450
Cancellation of Prior Year Encumbrances	03			
REVENUES				
4000 FEDERAL SOURCES - GRANTS				
4591 Title I	10	228,084	231,727	228,690
4593 Title II	15	37,907	36,653	36,431
4602 Title IV Part A	22	20,359	22,061	21,481
4604 Title IV Part B	27			
4601 Title III (English Language Acquisition)	60			
4595 ESSER I (CARES Act)	67			
4605 ESSER II (CRRSA)	68			
4606 ESSER III (ARP)	70	1,090,289	466,010	
4599 Other	75	193,650	342,188	317,855
RESOURCES AVAILABLE	170	797,607	960,267	646,907
TOTAL EXPENDITURES	175	935,979	917,817	646,907
UNENCUMBERED CASH BALANCE JUNE 30	190	-138,372	42,450	0

Budget Line 10: Includes programs such as, but not limited to, Migrant and/or Neglected/Delinquent as well as regular allocations.

Budget Line 15: Includes programs such as, but not limited to, Title II-A Supporting Effective Instruction and/or Title II-D Education Technology as well as regular allocations.

Budget Line 22 and 27: Historically Title IV included Part A and Part B. Beginning with 2024-2025 Budget, please separate all three columns accordingly if applicable to your district.

FEDERAL FUNDS (Monies Not Included in Other Funds)	Code 07 Line	12 mo.	12 mo.	12 mo.
		2022-2023 Actual (1)	2023-2024 Actual (2)	2024-2025 Budget (3)
EXPENDITURES				
1000 Instruction				
100 Salaries				
110 Certified	210	419,258	454,099	300,000
120 NonCertified	215	94,940	70,819	80,000
200 Employee Benefits				
210 Insurance (Employee)	220	79,881	90,468	50,000
220 Social Security	225	41,158	9,499	9,000
290 Other	230	554	1,514	1,500
300 Purchased Professional & Technical Serv	235	2,637	1,500	1,500
400 Purchased Property Services	237			
500 Other Purchased Services				
560 Tuition				
561 Tuition/other State LEA's	240			
562 Tuition/other LEA's outside the State	245			
563 Tuition/Private Sources	250			
590 Other	255	2,402	1,503	1,500
600 Supplies				
610 General Supplemental (Teaching)	260	11,409	58,417	65,000
644 Textbooks	265			
650 Supplies (Technology Related)	267			
680 Miscellaneous Supplies	270			
700 Property (Equipment & Furnishings)	275	2,689	3,240	3,000
800 Other	280			

FEDERAL FUNDS (Monies Not Included in Other Funds)	Code 07 Line	12 mo. 2022-2023 Actual (1)	12 mo. 2023-2024 Actual (2)	12 mo. 2024-2025 Budget (3)
EXPENDITURES				
2000 Support Services				
2100 Student Support Services				
100 Salaries				
110 Certified	285	136,240	83,769	65,000
120 NonCertified	290			
200 Employee Benefits				
210 Insurance (Employee)	295	9,181	10,016	9,000
220 Social Security	300	5,968	5,774	5,744
290 Other	305	85	284	300
300 Purchased Professional & Technical Serv	310			
400 Purchased Property Services	313			
500 Other Purchased Services	315		1,456	
600 Supplies	320	4,338	8,000	
700 Property (Equipment & Furnishings)	325	11,092	1,496	
800 Other	330			
2200 Instr Support Staff				
100 Salaries				
110 Certified	335			
120 NonCertified	340			
200 Employee Benefits				
210 Insurance (Employee)	345			
220 Social Security	350			
290 Other	355			
300 Purchased Professional & Technical Serv	360		34,486	35,000
400 Purchased Property Services	363			
500 Other Purchased Services	365	7,505	26,134	20,363
600 Supplies				
640 Books (not textbooks) & Periodicals	370			
650 Technology Supplies	375			
680 Miscellaneous Supplies	380			
700 Property (Equipment & Furnishings)	385		3,309	
800 Other	390			
2300 General Administration				
100 Salaries				
110 Certified	395			
120 NonCertified	400			
200 Employee Benefits				
210 Insurance (Employee)	405			
220 Social Security	410			
290 Other	415			
300 Purchased Professional & Technical Serv	420			
400 Purchased Property Services	425			
500 Other Purchased Services				
520 Insurance	430			
530 Communications (telephone, postage, etc.)	435			
590 Other	440			
600 Supplies	445			
700 Property (Equipment & Furnishings)	450			
800 Other	455			
2400 School Administration				
100 Salaries				
110 Certified	460			
120 NonCertified	465			
200 Employee Benefits				
210 Insurance (Employee)	470			
220 Social Security	475			

FEDERAL FUNDS (Monies Not Included in Other Funds)	Code 07 Line	12 mo. 2022-2023 Actual (1)	12 mo. 2023-2024 Actual (2)	12 mo. 2024-2025 Budget (3)
EXPENDITURES				
290 Other	480			
300 Purchased Professional & Technical Serv	485			
400 Purchased Property Services	490			
500 Other Purchased Services				
530 Communications (telephone, postage, etc.)	495			
590 Other	500			
600 Supplies	505			
700 Property (Equipment & Furnishings)	510			
800 Other	515			
2500 Central Services				
100 Salaries				
110 Certified	680			
120 NonCertified	685			
200 Employee Benefits				
210 Insurance	690			
220 Social Security	695			
290 Other	700			
300 Purchased Professional & Technical Serv	705			
400 Purchased Property Services	710			
500 Other Purchased Services	715			
600 Supplies	720			
700 Property (Equipment & Furnishings)	725			
800 Other	730			
2600 Operations & Maintenance				
100 Salaries				
120 NonCertified	520		40,000	
200 Employee Benefits				
210 Insurance (Employee)	525			
220 Social Security	530			
290 Other	535			
300 Purchased Professional & Technical Serv	540			
400 Purchased Property Services				
411 Water/Sewer	545			
420 Cleaning	550			
430 Repairs & Maintenance	555	103,856		
440 Rentals	560			
460 Repair of Buildings	565			
490 Other	570			
500 Other Purchased Services				
520 Insurance	575			
590 Other	580			
600 Supplies				
610 General Supplies	585			
620 Energy				
621 Heating	590			
622 Electricity	595			
626 Motor Fuel (not school bus)	600			
629 Other	605			
680 Miscellaneous Supplies	610			
700 Property (Equipment & Furnishings)	615			
800 Other	620			
2700 Student Transportation Services				
2710 Vehicle Operating Services				
100 Salaries				
120 NonCertified	625	2,539	2,043	

FEDERAL FUNDS (Monies Not Included in Other Funds)	Code 07 Line	12 mo. 2022-2023 Actual (1)	12 mo. 2023-2024 Actual (2)	12 mo. 2024-2025 Budget (3)
EXPENDITURES				
200 Employee Benefits				
210 Insurance	630			
220 Social Security	635	195	156	
290 Other	640	52	3	
442 Rent of Vehicles (lease)	645			
500 Other Purchased Services				
513 Contracting of Bus Services	650			
519 Mileage in Lieu of Trans	655			
520 Insurance	660			
626 Motor Fuel	665			
730 Equipment (including buses)	670			
800 Other	675			
2900 Other Support Services				
100 Salaries				
110 Certified	805			
120 NonCertified	810			
200 Employee Benefits				
210 Insurance	815			
220 Social Security	820			
290 Other	825			
300 Purchased Professional & Technical Serv	830			
400 Purchased Property Services	835			
500 Other Purchased Services	840			
600 Supplies	845			
700 Property (Equipment & Furnishings)	850			
800 Other	855			
3000 Operation of Non-Instructional Services				
3100 Food Service Operation				
100 Salaries				
110 Certified	735			
120 NonCertified	740			
200 Employee Benefits				
210 Insurance	745			
220 Social Security	750			
290 Other	755			
500 Other Purchased Services				
520 Insurance	760			
570 Food Service Management	765			
590 Other Purchased Services	770			
600 Supplies				
630 Food & Milk	775			
680 Miscellaneous Supplies	780			
700 Property (Equipment & Furnishings)	785			
800 Other	790			
3300 Community Services Operations	795		9,832	
4300 Architectural & Engineering Services	800			
4500 New Building Acquisition & Construction	865			
4700 Building Improvements				
100 Salaries				
120 NonCertified	870			
200 Fringe Benefits				
210 Insurance	875			
220 Social Security	880			
290 Other	885			
400 Outside Contractors	890			
4900 Other	900			

FEDERAL FUNDS (Monies Not Included in Other Funds)	Code 07 Line	12 mo.	12 mo.	12 mo.
		2022-2023 Actual (1)	2023-2024 Actual (2)	2024-2025 Budget (3)
EXPENDITURES				
TOTAL EXPENDITURES*	---	935,979	917,817	646,907

*Goes to Budget Line 175.

SUPPLEMENTAL GENERAL (Local Option)	Code 08 Line	12 mo.	12 mo.	12 mo.
		2022-2023 Actual (1)	2023-2024 Actual (2)	2024-2025 Budget (3)
UNENCUMBERED CASH BALANCE JULY 1	01	155,095	77,210	78,661
Cancellation of Prior Year Encumbrances	03			
REVENUES				
1000 LOCAL SOURCES				
1110 Ad Valorem Tax Levied				
2021 \$	10			
2022 \$	15	1,213,381		
2023 \$	20		1,402,621	40,058
1140 Delinquent Tax	25	50,641	50,506	14,845
1410 Transportation Fees	47			
1980 Reimbursements	60			
1990 Miscellaneous	65			
2000 COUNTY SOURCES				
2400 Motor Vehicle Tax (Includes 16/20M Tax)	70	107,099	108,788	108,567
2450 Recreational Vehicle Tax	75	1,885	1,994	2,047
2460 Commercial Vehicle Tax	77	7,235	7,443	7,349
2800 In Lieu of Taxes IRBs/Rental Excise	85	46	40	0
3000 STATE SOURCES				
3140 Supplemental State Aid	95	1,629,866	1,713,080	1,849,832
5000 OTHER				
5253 Transfer From Contingency Reserve	145	0	0	0
RESOURCES AVAILABLE	170	3,165,248	3,361,682	2,101,359
TOTAL EXPENDITURES & TRANSFERS	175	3,088,038	3,283,021	3,484,332
TAX REQUIRED (175 minus 170)	195			1,382,973
PERCENT OF COLLECTION	196			93.500 %
TOTAL 2024 TAX REQUIRED (195-196)	197			1,479,116
Delinquent Tax	200			44,373
AMOUNT OF 2024 TAX TO BE LEVIED (Line 197 + Line 200)	205			1,523,489
UNENCUMBERED CASH BALANCE JUNE 30	207	77,210	78,661	~~~~~

Budget Line 196: pulls from Form 110, Table I, Line 2.

SUPPLEMENTAL GENERAL (Local Option)	Code 08 Line	12 mo.	12 mo.	12 mo.
		2022-2023 Actual (1)	2023-2024 Actual (2)	2024-2025 Budget (3)
EXPENDITURES				
1000 Instruction				
100 Salaries				
110 Certified	210	1,872,654	2,067,832	1,812,000
120 NonCertified	215			
200 Employee Benefits				
210 Insurance (Employee)	220	387,732	396,271	390,000
220 Social Security	225	150,377	156,860	157,000
290 Other	230	2,186	8,401	8,709
300 Purchased Professional & Technical Serv	235			
400 Purchased Property Services	237			
500 Other Purchased Services				
560 Tuition				
561 Tuition/other State LEA's	240			
562 Tuition/other LEA's outside the State	245			
563 Tuition/Private Sources	250			

SUPPLEMENTAL GENERAL (Local Option)	Code 08 Line	12 mo. 2022-2023 Actual (1)	12 mo. 2023-2024 Actual (2)	12 mo. 2024-2025 Budget (3)
EXPENDITURES				
590 Other	255			
600 Supplies				
610 General Supplemental (Teaching)	260			
644 Textbooks	265			
650 Supplies (Technology Related)	267			
680 Miscellaneous Supplies	270			
700 Property (Equipment & Furnishings)	275			
800 Other	280			
2000 Support Services				
2100 Student Support Services				
100 Salaries				
110 Certified	285			
120 Non-Certified	290			
200 Employee Benefits				
210 Insurance (Employee)	295			
220 Social Security	300			
290 Other	305			
300 Purchased Professional & Technical Serv	310			
400 Purchased Property Services	313			
500 Other Purchased Services	315			
600 Supplies	320			
700 Property (Equipment & Furnishings)	325			
800 Other	330			
2200 Instr Support Staff				
100 Salaries				
110 Certified	335			
120 NonCertified	340	225,100	191,975	200,000
200 Employee Benefits				
210 Insurance (Employee)	345	28,113	20,726	25,000
220 Social Security	350	15,397	13,260	20,000
290 Other	355	225	552	1,000
300 Purchased Professional & Technical Serv	360			
400 Purchased Property Services	363			
500 Other Purchased Services	365			
600 Supplies				
640 Books (not textbooks) & Periodicals	370			
650 Technology Supplies	375			
680 Miscellaneous Supplies	380			
700 Property (Equipment & Furnishings)	385			
800 Other	390			
2300 General Administration				
100 Salaries				
110 Certified	395			
120 NonCertified	400			
200 Employee Benefits				
210 Insurance (Employee)	405			
220 Social Security	410			
290 Other	415			
300 Purchased Professional & Technical Serv	420			
400 Purchased Property Services	425			
500 Other Purchased Services				
520 Insurance	430			
530 Communications (telephone, postage, etc.)	435			
590 Other	440			
600 Supplies	445			
700 Property (Equipment & Furnishings)	450			

SUPPLEMENTAL GENERAL (Local Option)	Code 08 Line	12 mo.	12 mo.	12 mo.
		2022-2023 Actual (1)	2023-2024 Actual (2)	2024-2025 Budget (3)
EXPENDITURES				
800 Other	455			
2400 School Administration				
100 Salaries				
110 Certified	460			
120 Non-Certified	465			
200 Employee Benefits				
210 Insurance (Employee)	470			
220 Social Security	475			
290 Other	480			
300 Purchased Professional & Technical Serv	485			
400 Purchased Property Services	490			
500 Other Purchased Services				
530 Communications (telephone, postage, etc.)	495			
590 Other	500			
600 Supplies	505			
700 Property (Equipment & Furnishings)	510			
800 Other	515			
2500 Central Services				
100 Salaries				
110 Certified	730			
120 NonCertified	735			
200 Employee Benefits				
210 Insurance	740			
220 Social Security	745			
290 Other	750			
300 Purchased Professional & Technical Serv	755			
400 Purchased Property Services	760			
500 Other Purchased Services	765			
600 Supplies	770			
700 Property (Equipment & Furnishings)	775			
800 Other	780			
2600 Operations & Maintenance				
100 Salaries				
120 Non-Certified	520			
200 Employee Benefits				
210 Insurance (Employee)	525			
220 Social Security	530			
290 Other	535			
300 Purchased Professional & Technical Serv	540			
400 Purchased Property Services				
411 Water/Sewer	545			
420 Cleaning	550			
430 Repairs & Maintenance	555			
440 Rentals	560			
460 Repair of Buildings	565			
490 Other	570			
500 Other Purchased Services				
520 Insurance	575			
590 Other	580			
600 Supplies				
610 General Supplies	585			
620 Energy				
621 Heating	590			
622 Electricity	595			
626 Motor Fuel (not school bus)	600			
629 Other	605			

SUPPLEMENTAL GENERAL (Local Option)	Code 08 Line	12 mo.	12 mo.	12 mo.
		2022-2023 Actual (1)	2023-2024 Actual (2)	2024-2025 Budget (3)
EXPENDITURES				
680 Miscellaneous Supplies	610			
700 Property (Equipment & Furnishings)	615			
800 Other	620			
2601 Operations & Maintenance (Transportation)				
100 Salaries				
120 NonCertified	622			
200 Employee Benefits				
210 Insurance (Employee)	623			
220 Social Security	626			
290 Other	628			
300 Purchased Professional & Technical Serv	630			
400 Purchased Property Services	632			
500 Other Purchased Services	634			
600 Supplies				
610 General Supplies	636			
620 Energy				
621 Heating	638			
622 Electricity	640			
626 Motor Fuel (not school bus)	642			
629 Other	644			
680 Miscellaneous Supplies	646			
700 Property (Equipment & Furnishings)	648			
800 Other	650			
2700 Student Transportation Serv				
2720 Supervision				
100 Salaries				
120 NonCertified	652			
200 Employee Benefits				
210 Insurance	654			
220 Social Security	656			
290 Other	658			
600 Supplies	660			
730 Equipment	662			
800 Other	664			
2710 Vehicle Operating Services				
100 Salaries				
120 NonCertified	666			
200 Employee Benefits				
210 Insurance	668			
220 Social Security	670			
290 Other	672			
442 Rent of Vehicles (lease)	674			
500 Other Purchased Services				
513 Contracting of Bus Services	676			
519 Mileage in Lieu of Trans	678			
520 Insurance	680			
626 Motor Fuel	682			
730 Equipment (including buses)	684			
800 Other	686			
2730 Vehicle Services& Maintenance Services				
100 Salaries				
120 NonCertified	688			
200 Employee Benefits				
210 Insurance	690			
220 Social Security	692			
290 Other	694			

SUPPLEMENTAL GENERAL (Local Option)	Code 08 Line	12 mo.	12 mo.	12 mo.
		2022-2023 Actual (1)	2023-2024 Actual (2)	2024-2025 Budget (3)
EXPENDITURES				
300 Purchased Professional & Technical Serv	696			
400 Purchased Property Services	698			
500 Other Purchased Services	700			
600 Supplies	702			
730 Equipment	704			
800 Other	706			
2790 Other Student Transportation Services				
100 Salaries				
120 NonCertified	708			
200 Employee Benefits				
210 Insurance	710			
220 Social Security	712			
290 Other	714			
300 Purchased Professional & Technical Serv	716			
400 Purchased Property Services	718			
500 Other Purchased Services	720			
600 Supplies	722			
730 Equipment	724			
800 Other	726			
2900 Other Support Services				
100 Salaries				
110 Certified	895			
120 NonCertified	900			
200 Employee Benefits				
210 Insurance	905			
220 Social Security	910			
290 Other	915			
300 Purchased Professional & Technical Serv	920			
400 Purchased Property Services	925			
500 Other Purchased Services	930			
600 Supplies	935			
700 Property (Equipment & Furnishings)	940			
800 Other	945			
3300 Community Services Operations	785			
4300 Architectural & Engineering Services	790			
5200 TRANSFER TO:				
930 General (not ending balance)	792			
932 Adult Education	795			
934 Adult Suppl Education	800			
936 Bilingual Education	805	3,088	5,276	3,900
937 Virtual Education	810			
940 Driver Training	815			
943 Extraordinary School Program	823			
944 Food Service	825			
946 Professional Development	830			
948 Parent Education Program	835			
949 Summer School	837			
950 Special Education	840			426,000
954 Career and Postsecondary Education	850	15,000		
960 Special Reserve	853			
963 Special Liability Expense Fund	855			
974 Textbook & Student Materials Revolving	880			
976 Preschool-Aged At-Risk	885			
978 At-Risk Education Fund	890	388,166	421,868	440,723
TOTAL EXPENDITURES & TRANSFERS*	---	3,088,038	3,283,021	3,484,332

*Goes to Budget Line 175.

ADULT EDUCATION	Code 10 Line	12 mo.	12 mo.	12 mo.	18 mo.
		2022-2023 Actual (1)	2023-2024 Actual (2)	2024-2025 Budget (3)	Financing Required (4)
UNENCUMBERED CASH BALANCE, JULY 1	01		0	0	0
Cancellation of Prior Year Encumbrances	03				
REVENUES					
1000 LOCAL SOURCES					
1110 Ad Valorem Tax Levied					
2021 \$	05				
2022 \$	10				
2023 \$	15		0	0	0
2024 \$	20			0	0
1140 Delinquent Tax	25			0	0
1310 Tuition Individuals-Class Fees	30				0
July - December Estimate	35				
1510 Interest on Idle Funds	40				
1900 Other Revenue From Local Source					
1940 Sale & Rent of Textbook	50				0
July - December Estimate	55				
1990 Miscellaneous	60				0
July - December Estimate	65				
2000 COUNTY SOURCES					
2400 Motor Vehicle Tax (includes 16/20M Tax)	75			0	0
July - December Estimate	80				0
2450 Recreational Vehicle Tax	85			0	0
July - December Estimate	86				0
2460 Commercial Vehicle Tax	87			0	0
July - December Estimate	88				0
2800 In Lieu of Taxes IRBs/Rental Excise	90			0	0
July - December Estimate	95				0
3000 STATE SOURCES					
3201 Adult Basic Aid	100				0
July - December Estimate	105				
4000 FEDERAL SOURCES					
4540 Adult Education Aid	110				0
July - December Estimate	115				
5000 OTHER					
5206 Transfer From General	120	0	0	0	0
July - December Estimate	125				
5208 Transfer From Supplemental General	130	0	0	0	0
July - December Estimate	135				
5253 Transfer From Contingency Reserve	140	0	0	~~~~~	~~~~~
RESOURCES AVAILABLE	170	0	0	0	0
TOTAL EXPENDITURES & TRANSFERS	175	0	0	0	0
July - December Estimate	180				
TOTAL OPERATING EXPENDITURE (18 MO)	185				0
UNENCUMBERED CASH BALANCE JUNE 30	190	0	0	0	~~~~~

ADULT EDUCATION	Code	12 mo.	12 mo.	12 mo.
	10 Line	2022-2023 Actual (1)	2023-2024 Actual (2)	2024-2025 Budget (3)
EXPENDITURES				
1000 Instruction				
100 Salaries				
110 Certified	210			
120 NonCertified	215			
200 Employee Benefits				
210 Insurance (Employee)	220			
220 Social Security	225			
290 Other	230			
300 Purchased Professional & Technical Serv	235			
400 Purchased Property Services	237			
500 Other Purchased Services				
560 Tuition	240			
590 Other	245			
600 Supplies				
610 General Supplemental (Teaching)	250			
644 Textbooks	255			
650 Supplies (Technology Related)	257			
680 Miscellaneous Supplies	260			
700 Property (Equipment & Furnishings)	265			
800 Other	270			
2000 Support Services				
2100 Student Support Services				
100 Salaries				
110 Certified	275			
120 NonCertified	280			
200 Employee Benefits				
210 Insurance (Employee)	285			
220 Social Security	290			
290 Other	295			
300 Purchased Professional & Technical Serv	300			
400 Purchased Property Services	303			
500 Other Purchased Services	305			
600 Supplies	310			
700 Property (Equipment & Furnishings)	315			
800 Other	320			
2200 Instructional Support Staff				
100 Salaries				
110 Certified	325			
120 NonCertified	330			
200 Employee Benefits				
210 Insurance (Employee)	335			
220 Social Security	340			
290 Other	345			
300 Purchased Professional & Technical Serv	350			
400 Purchased Property Services	353			
500 Other Purchased Services	355			
600 Supplies				
640 Books (not textbooks) & Periodicals	360			
650 Technology Supplies	365			
680 Miscellaneous Supplies	370			
700 Property (Equipment & Furnishings)	375			
800 Other	380			
2330 Special Area Administration Services				
100 Salaries				
110 Certified	385			
120 NonCertified	390			

ADULT EDUCATION	Code 10 Line	12 mo.	12 mo.	12 mo.
		2022-2023 Actual (1)	2023-2024 Actual (2)	2024-2025 Budget (3)
EXPENDITURES				
200 Employee Benefits				
210 Insurance (Employee)	395			
220 Social Security	400			
290 Other	405			
300 Purchased Professional & Technical Serv	410			
400 Purchased Property Services	415			
500 Other Purchased Services	420			
600 Supplies	425			
700 Property (Equipment & Furnishings)	430			
800 Other	435			
2600 Operations & Maintenance				
100 Salaries				
120 NonCertified	440			
200 Employee Benefits				
210 Insurance (Employee)	445			
220 Social Security	450			
290 Other	455			
300 Purchased Professional & Technical Serv	460			
400 Purchased Property Services	465			
500 Other Purchased Services	470			
600 Supplies				
610 General Supplies	475			
620 Energy				
621 Heating	480			
622 Electricity	485			
626 Motor Fuel (not school bus)	490			
629 Other	495			
680 Miscellaneous Supplies	500			
700 Property (Equipment & Furnishings)	505			
800 Other	510			
TOTAL EXPENDITURES*	---	0	0	0

*Goes to Budget Line 175.

PRESCHOOL-AGED AT-RISK (3 Year Old and 4 Year Old)	Code 11 Line	12 mo.	12 mo.	12 mo.
		2022-2023 Actual (1)	2023-2024 Actual (2)	2024-2025 Budget (3)
UNENCUMBERED CASH BALANCE JULY 1	01	100,000	100,000	131,536
Cancellation of Prior Year Encumbrances	03			
REVENUES				
1000 LOCAL SOURCES				
1300 Tuition				
1312 Individuals	05			
1315 Individual (Summer School)	15			
1320 Other School District/Govt Sources (in-state)	25			
1510 Interest on Idle Funds	35			
1700 Student Activities(Reimbursement)	45			
1900 Other Revenue From Local Source				
1990 Miscellaneous	75	8,200	9,842	10,000
4000 FEDERAL SOURCES				
4590 Other Federal Aid	115			
5000 OTHER				
5206 Transfer From General	135	120,414	162,141	130,000
5208 Transfer From Supplemental General	140	0	0	0
5253 Transfer From Contingency Reserve	145	0	0	~~~~~
RESOURCES AVAILABLE	170	228,614	271,983	271,536
TOTAL EXPENDITURES & TRANSFERS	175	128,614	140,447	271,536
UNENCUMBERED CASH BALANCE JUNE 30	190	100,000	131,536	0

PRESCHOOL-AGED AT-RISK (3 Year Old and 4 Year Old)	Code 11 Line	12 mo.	12 mo.	12 mo.
		2022-2023 Actual (1)	2023-2024 Actual (2)	2024-2025 Budget (3)
EXPENDITURES				
1000 Instruction				
100 Salaries				
110 Certified	210	51,371	84,530	144,336
120 NonCertified	215	15,892		28,000
200 Employee Benefits				
210 Insurance (Employee)	220	15,322	13,541	25,000
220 Social Security	225	5,061	6,239	10,000
290 Other	230	335	743	2,000
300 Purchased Professional & Technical Serv	235			
400 Purchased Property Services	237			
500 Other Purchased Services				
560 Tuition				
561 Tuition/other State LEA's	240			
563 Tuition/Private Sources	245			
590 Other	250			
600 Supplies				
610 General Supplemental (Teaching)	255	3,800	3,574	4,000
644 Textbooks	260		1,977	15,000
650 Supplies (Technology Related)	263			
680 Miscellaneous Supplies	265			
700 Property (Equipment & Furnishings)	270			
800 Other	275			

PRESCHOOL-AGED AT-RISK (3 Year Old and 4 Year Old)	Code 11 Line	12 mo.	12 mo.	12 mo.
		2022-2023 Actual (1)	2023-2024 Actual (2)	2024-2025 Budget (3)
EXPENDITURES				
2000 Support Services				
2100 Student Support Services				
100 Salaries				
110 Certified	280			
120 NonCertified	285			
200 Employee Benefits				
210 Insurance (Employee)	290			
220 Social Security	295			
290 Other	300			
300 Purchased Professional & Technical Serv	305			
400 Purchased Property Services	307			
500 Other Purchased Services	310			
600 Supplies	315			
700 Property (Equipment & Furnishings)	320			
800 Other	325			
2200 Instr Support Staff				
100 Salaries				
110 Certified	330			
120 NonCertified	335			
200 Employee Benefits				
210 Insurance (Employee)	340			
220 Social Security	345			
290 Other	350			
300 Purchased Professional & Technical Serv	355			
400 Purchased Property Services	357			
500 Other Purchased Services	360			
600 Supplies				
640 Books (not textbooks) & Periodicals	365			
650 Technology Supplies	370			
680 Miscellaneous Supplies	375			
700 Property (Equipment & Furnishings)	380			
800 Other	385			
2400 School Administration				
100 Salaries				
110 Certified	390			
120 NonCertified	395			
200 Employee Benefits				
210 Insurance (Employee)	400			
220 Social Security	405			
290 Other	410			
300 Purchased Professional & Technical Serv	415			
500 Other Purchased Services	420			
600 Supplies	425			
700 Property (Equipment & Furnishings)	430			
800 Other	435			
2500 Central Services				
100 Salaries				
110 Certified	535			
120 NonCertified	540			
200 Employee Benefits				
210 Insurance	545			
220 Social Security	550			
290 Other	555			
300 Purchased Professional & Technical Serv	560			
400 Purchased Property Services	565			
500 Other Purchased Services	570			

PRESCHOOL-AGED AT-RISK (3 Year Old and 4 Year Old)	Code 11 Line	12 mo.	12 mo.	12 mo.
		2022-2023 Actual (1)	2023-2024 Actual (2)	2024-2025 Budget (3)
EXPENDITURES				
600 Supplies	575			
700 Property (Equipment & Furnishings)	580			
800 Other	585			
2600 Operations & Maintenance				
100 Salaries				
120 NonCertified	440			
200 Employee Benefits				
210 Insurance (Employee)	445			
220 Social Security	450			
290 Other	455			
300 Purchased Professional & Technical Serv	460			
400 Purchased Property Services				
411 Water/Sewer	465			
420 Cleaning	470			
430 Repairs & Maintenance	475			
440 Rentals	480			
490 Other	485			
500 Other Purchased Services	490			
600 Supplies				
610 General Supplies	495			
620 Energy				
621 Heating	500			
622 Electricity	505			
626 Motor Fuel (not schoolbus)	510			
629 Other	515			
680 Miscellaneous Supplies	520			
700 Property (Equipment & Furnishings)	525			
800 Other	530			
2700 Student Transportation Services				
120 NonCertified Salaries	531	27,046	22,777	35,000
200 Employee Benefits	532	9,787	7,066	8,200
800 Other	533			
2900 Other Support Services				
100 Salaries				
110 Certified	600			
120 NonCertified	605			
200 Employee Benefits				
210 Insurance	610			
220 Social Security	615			
290 Other	620			
300 Purchased Professional & Technical Serv	625			
400 Purchased Property Services	630			
500 Other Purchased Services	635			
600 Supplies	640			
700 Property (Equipment & Furnishings)	645			
800 Other	650			
TOTAL EXPENDITURES*	---	128,614	140,447	271,536

*Goes to Budget Line 175.

ADULT SUPPLEMENTARY EDUCATION	Code 12 Line	12 mo.	12 mo.	12 mo.
		2022-2023 Actual (1)	2023-2024 Actual (2)	2024-2025 Budget (3)
UNENCUMBERED CASH BALANCE JULY 1	01		0	0
Cancellation of Prior Year Encumbrances	03			
REVENUES				
1000 LOCAL SOURCES				
1300 Tuition				
1310 Individuals-Class Fees	05			
1510 Interest on Idle Funds	15			
1900 Other Revenue From Local Source				
1940 Sale & Rent of Textbook	25			
1990 Miscellaneous	35			
5000 OTHER				
5206 Transfer From General	45	0	0	0
5208 Transfer From Supplemental General	50	0	0	0
5253 Transfer From Contingency Reserve	55	0	0	~~~~~
RESOURCES AVAILABLE	170	0	0	0
TOTAL EXPENDITURES & TRANSFERS	175	0	0	0
UNENCUMBERED CASH BALANCE JUNE 30	190	0	0	0

ADULT SUPPLEMENTARY EDUCATION	Code 12 Line	12 mo.	12 mo.	12 mo.
		2022-2023 Actual (1)	2023-2024 Actual (2)	2024-2025 Budget (3)
EXPENDITURES				
1000 Instruction				
100 Salaries				
110 Certified	210			
120 NonCertified	215			
200 Employee Benefits				
210 Insurance (Employee)	220			
220 Social Security	225			
290 Other	230			
300 Purchased Professional & Technical Serv	235			
400 Purchased Property Services	237			
500 Other Purchased Services				
560 Tuition	240			
590 Other	245			
600 Supplies				
610 General Supplemental (Teaching)	250			
640 Books (not textbooks) & Periodicals	255			
644 Textbooks	260			
650 Supplies (Technology Related)	263			
680 Miscellaneous Supplies	265			
700 Property (Equipment & Furnishings)	270			
800 Other	275			
2000 Support Services				
2100 Student Support Services				
100 Salaries				
110 Certified	280			
120 NonCertified	285			
200 Employee Benefits				
210 Insurance (Employee)	290			
220 Social Security	295			

ADULT SUPPLEMENTARY EDUCATION	Code	12 mo.	12 mo.	12 mo.
	12 Line	2022-2023 Actual (1)	2023-2024 Actual (2)	2024-2025 Budget (3)
EXPENDITURES				
290 Other	300			
300 Purchased Professional & Technical Serv	305			
400 Purchased Property Services	307			
500 Other Purchased Services	310			
600 Supplies	315			
700 Property (Equipment & Furnishings)	320			
800 Other	325			
2200 Instructional Support Staff				
100 Salaries				
110 Certified	330			
120 NonCertified	335			
200 Employee Benefits				
210 Insurance (Employee)	340			
220 Social Security	345			
290 Other	350			
300 Purchased Professional & Technical Serv	355			
400 Purchased Property Services	357			
500 Other Purchased Services	360			
600 Supplies	365			
700 Property (Equipment & Furnishings)	370			
800 Other	375			
2400 School Administration				
100 Salaries				
110 Certified	425			
120 NonCertified	430			
200 Employee Benefits				
210 Insurance (Employee)	435			
220 Social Security	440			
290 Other	445			
300 Purchased Professional & Technical Serv	450			
500 Other Purchased Services	455			
600 Supplies	460			
700 Property (Equipment & Furnishings)	465			
800 Other	470			
2600 Operations & Maintenance				
100 Salaries				
120 NonCertified	475			
200 Employee Benefits				
210 Insurance (Employee)	480			
220 Social Security	485			
290 Other	490			
300 Purchased Professional & Technical Serv	495			
400 Purchased Property Services	500			
500 Other Purchased Services	505			
600 Supplies				
610 General Supplies	510			
620 Energy				
621 Heating	515			
622 Electricity	520			
626 Motor Fuel (not school bus)	525			
629 Other	530			
680 Miscellaneous Supplies	535			
700 Property (Equipment & Furnishings)	540			
800 Other	545			
TOTAL EXPENDITURES*	---	0	0	0

*Goes to Budget Line 175.

AT-RISK EDUCATION FUND	Code 13 Line	12 mo.	12 mo.	12 mo.
		2022-2023 Actual (1)	2023-2024 Actual (2)	2024-2025 Budget (3)
UNENCUMBERED CASH BALANCE JULY 1	01	1,411	6,793	15,493
Cancellation of Prior Year Encumbrances	03			
REVENUES				
1000 LOCAL SOURCES				
1300 Tuition				
1312 Individuals	05			
1315 Individual (Summer School)	15			
1320 Other School District/Govt Sources (in-state)	25			
1510 Interest on Idle Funds	35			
1700 Student Activities(Reimbursement)	45			
1900 Other Revenue From Local Source				
1990 Miscellaneous	75			
4000 FEDERAL SOURCES				
4590 Other Federal Aid	115			
5000 OTHER				
5206 Transfer From General	135	1,301,917	1,431,254	1,482,715
5208 Transfer From Supplemental General	140	388,166	421,868	440,723
5253 Transfer From Contingency Reserve	145	0	0	~~~~~
RESOURCES AVAILABLE	170	1,691,494	1,859,915	1,938,931
TOTAL EXPENDITURES & TRANSFERS	175	1,684,701	1,844,422	1,938,931
UNENCUMBERED CASH BALANCE JUNE 30	190	6,793	15,493	0

AT-RISK EDUCATION FUND	Code 13 Line	12 mo.	12 mo.	12 mo.
		2022-2023 Actual (1)	2023-2024 Actual (2)	2024-2025 Budget (3)
EXPENDITURES				
1000 Instruction				
100 Salaries				
110 Certified	210	776,796	780,111	790,000
120 NonCertified	215	104,652	195,350	192,881
200 Employee Benefits				
210 Insurance (Employee)	220	185,993	193,199	200,000
220 Social Security	225	54,248	60,901	65,000
290 Other	230	834	5,619	8,000
300 Purchased Professional & Technical Serv	235	10,500	40,276	45,000
400 Purchased Property Services	237			
500 Other Purchased Services				
560 Tuition				
561 Tuition/other State LEA's	240			
563 Tuition/Private Sources	245			
590 Other	250		945	1,000
600 Supplies				
610 General Supplemental (Teaching)	255		8,749	10,000
644 Textbooks	260	123,727	145,988	155,000
650 Supplies (Technology Related)	263		31,932	50,000
680 Miscellaneous Supplies	265			
700 Property (Equipment & Furnishings)	270			
800 Other	275	11,220	11,220	15,000

AT-RISK EDUCATION FUND	Code 13 Line	12 mo.	12 mo.	12 mo.
		2022-2023 Actual (1)	2023-2024 Actual (2)	2024-2025 Budget (3)
EXPENDITURES				
2000 Support Services				
2100 Student Support Services				
100 Salaries				
110 Certified	280	298,054	260,430	280,000
120 NonCertified	285			
200 Employee Benefits				
210 Insurance (Employee)	290	32,657	30,250	35,000
220 Social Security	295	25,938	18,831	22,000
290 Other	300	338	817	2,000
300 Purchased Professional & Technical Serv	305			
400 Purchased Property Services	307			
500 Other Purchased Services	310			
600 Supplies	315			
700 Property (Equipment & Furnishings)	320			
800 Other	325			
2200 Instr Support Staff				
100 Salaries				
110 Certified	330	49,325	49,187	55,000
120 NonCertified	335			
200 Employee Benefits				
210 Insurance (Employee)	340	6,662	6,851	8,000
220 Social Security	345	3,708	3,717	5,000
290 Other	350	49	49	50
300 Purchased Professional & Technical Serv	355			
400 Purchased Property Services	357			
500 Other Purchased Services	360			
600 Supplies				
640 Books (not textbooks) & Periodicals	365			
650 Technology Supplies	370			
680 Miscellaneous Supplies	375			
700 Property (Equipment & Furnishings)	380			
800 Other	385			
2400 School Administration				
100 Salaries				
110 Certified	390			
120 NonCertified	395			
200 Employee Benefits				
210 Insurance (Employee)	400			
220 Social Security	405			
290 Other	410			
300 Purchased Professional & Technical Serv	415			
500 Other Purchased Services	420			
600 Supplies	425			
700 Property (Equipment & Furnishings)	430			
800 Other	435			
2500 Central Services				
100 Salaries				
110 Certified	535			
120 NonCertified	540			
200 Employee Benefits				
210 Insurance	545			
220 Social Security	550			
290 Other	555			
300 Purchased Professional & Technical Serv	560			
400 Purchased Property Services	565			
500 Other Purchased Services	570			

AT-RISK EDUCATION FUND	Code 13 Line	12 mo. 2022-2023 Actual (1)	12 mo. 2023-2024 Actual (2)	12 mo. 2024-2025 Budget (3)
EXPENDITURES				
600 Supplies	575			
700 Property (Equipment & Furnishings)	580			
800 Other	585			
2600 Operations & Maintenance				
100 Salaries				
120 NonCertified	440			
200 Employee Benefits				
210 Insurance (Employee)	445			
220 Social Security	450			
290 Other	455			
300 Purchased Professional & Technical Serv	460			
400 Purchased Property Services				
411 Water/Sewer	465			
420 Cleaning	470			
430 Repairs & Maintenance	475			
440 Rentals	480			
490 Other	485			
500 Other Purchased Services	490			
600 Supplies				
610 General Supplies	495			
620 Energy				
621 Heating	500			
622 Electricity	505			
626 Motor Fuel (not schoolbus)	510			
629 Other	515			
680 Miscellaneous Supplies	520			
700 Property (Equipment & Furnishings)	525			
800 Other	530			
2700 Student Transportation Services				
120 NonCertified Salaries	531			
200 Employee Benefits	532			
626 Motor Fuel	590			
800 Other	533			
2900 Other Support Services				
100 Salaries				
110 Certified	600			
120 NonCertified	605			
200 Employee Benefits				
210 Insurance	610			
220 Social Security	615			
290 Other	620			
300 Purchased Professional & Technical Serv	625			
400 Purchased Property Services	630			
500 Other Purchased Services	635			
600 Supplies	640			
700 Property (Equipment & Furnishings)	645			
800 Other	650			
TOTAL EXPENDITURES*	---	1,684,701	1,844,422	1,938,931

*Goes to Budget Line 175.

BILINGUAL EDUCATION	Code 14 Line	12 mo.	12 mo.	12 mo.
		2022-2023 Actual (1)	2023-2024 Actual (2)	2024-2025 Budget (3)
UNENCUMBERED CASH BALANCE JULY 1	01	10,000	10,000	10,000
Cancellation of Prior Year Encumbrances	03			
REVENUES				
1000 LOCAL SOURCES				
1510 Interest on Idle Funds	05			
1900 Other Revenue From Local Source	15			
4000 FEDERAL SOURCES				
4520 Bilingual Aid	35			
4590 Other Federal Aid	40			
5000 OTHER				
5206 Transfer From General	45	34,540	34,133	40,000
5208 Transfer From Supplemental General	50	3,088	5,276	3,900
5253 Transfer From Contingency Reserve	55	0	0	~~~~~
RESOURCES AVAILABLE	170	47,628	49,409	53,900
TOTAL EXPENDITURES & TRANSFERS	175	37,628	39,409	53,900
UNENCUMBERED CASH BALANCE JUNE 30	190	10,000	10,000	0

BILINGUAL EDUCATION	Code 14 Line	12 mo.	12 mo.	12 mo.
		2022-2023 Actual (1)	2023-2024 Actual (2)	2024-2025 Budget (3)
EXPENDITURES				
1000 Instruction				
100 Salaries				
110 Certified	210	13,049	13,245	19,600
120 NonCertified	215	13,941	14,466	16,000
200 Employee Benefits				
210 Insurance (Employee)	220	8,742	9,715	15,000
220 Social Security	225	1,869	1,911	2,800
290 Other	230	27	72	500
300 Purchased Professional & Technical Serv	235			
400 Purchased Property Services	237			
500 Other Purchased Services				
560 Tuition				
561 Tuition/other State LEA's	240			
563 Tuition/Private Sources	245			
564 Payment to Bilingual Education Coop	250			
590 Other	255			
600 Supplies				
610 General Supplemental (Teaching)	260			
644 Textbooks	265			
650 Supplies (Technology Related)	267			
680 Miscellaneous Supplies	270			
700 Property (Equipment & Furnishings)	275			
800 Other	280			
2000 Support Services				
2100 Student Support Services				
100 Salaries				
110 Certified	285			
120 NonCertified	290			
200 Employee Benefits				
210 Insurance (Employee)	295			

BILINGUAL EDUCATION	Code 14 Line	12 mo.	12 mo.	12 mo.
		2022-2023 Actual (1)	2023-2024 Actual (2)	2024-2025 Budget (3)
EXPENDITURES				
220 Social Security	300			
290 Other	305			
300 Purchased Professional & Technical Serv	310			
400 Purchased Property Services	313			
500 Other Purchased Services	315			
600 Supplies	320			
700 Property (Equipment & Furnishings)	325			
800 Other	330			
2200 Instructional Support Staff				
100 Salaries				
110 Certified	335			
120 NonCertified	340			
200 Employee Benefits				
210 Insurance (Employee)	345			
220 Social Security	350			
290 Other	355			
300 Purchased Professional & Technical Serv	360			
400 Purchased Property Services	363			
500 Other Purchased Services	365			
600 Supplies				
640 Books (not textbooks) & Periodicals	370			
650 Technology Supplies	375			
680 Miscellaneous Supplies	380			
700 Property (Equipment & Furnishings)	385			
800 Other	390			
2400 School Administration				
100 Salaries				
110 Certified	395			
120 NonCertified	400			
200 Employee Benefits				
210 Insurance (Employee)	405			
220 Social Security	410			
290 Other	415			
300 Purchased Professional & Technical Serv	420			
500 Other Purchased Services	425			
600 Supplies	430			
700 Property (Equipment & Furnishings)	435			
800 Other	440			
2500 Central Services				
100 Salaries				
110 Certified	540			
120 NonCertified	545			
200 Employee Benefits				
210 Insurance	550			
220 Social Security	555			
290 Other	560			
300 Purchased Professional & Technical Serv	565			
400 Purchased Property Services	570			
500 Other Purchased Services	575			
600 Supplies	580			
700 Property (Equipment & Furnishings)	585			
800 Other	590			
2600 Operations & Maintenance				
100 Salaries				
120 NonCertified	445			

BILINGUAL EDUCATION	Code	12 mo.	12 mo.	12 mo.
	14 Line	2022-2023 Actual (1)	2023-2024 Actual (2)	2024-2025 Budget (3)
EXPENDITURES				
200 Employee Benefits				
210 Insurance (Employee)	450			
220 Social Security	455			
290 Other	460			
300 Purchased Professional & Technical Serv	465			
400 Purchased Property Services				
411 Water/Sewer	470			
420 Cleaning	475			
430 Repairs & Maintenance	480			
440 Rentals	485			
490 Other	490			
500 Other Purchased Services	495			
600 Supplies				
610 General Supplies	500			
620 Energy				
621 Heating	505			
622 Electricity	510			
626 Motor Fuel (not school bus)	515			
629 Other	520			
680 Miscellaneous Supplies	525			
700 Property (Equipment & Furnishings)	530			
800 Other	535			
2700 Student Transportation Services				
120 NonCertified Salaries	536			
200 Employee Benefits	537			
800 Other	538			
2900 Other Support Services				
100 Salaries				
110 Certified	600			
120 NonCertified	605			
200 Employee Benefits				
210 Insurance	610			
220 Social Security	615			
290 Other	620			
300 Purchased Professional & Technical Serv	625			
400 Purchased Property Services	630			
500 Other Purchased Services	635			
600 Supplies	640			
700 Property (Equipment & Furnishings)	645			
800 Other	650			
TOTAL EXPENDITURES*	---	37,628	39,409	53,900

*Goes to Budget Line 175.

VIRTUAL EDUCATION	Code 15 Line	12 mo. 2022-2023 Actual (1)	12 mo. 2023-2024 Actual (2)	12 mo. 2024-2025 Budget (3)
UNENCUMBERED CASH BALANCE JULY 1	01		0	0
Cancellation of Prior Year Encumbrances	03			
REVENUES				
1000 LOCAL SOURCES				
1300 Tuition				
1311 Individuals	05			
1320 Other School District/Govt Sources (in-state)	25			
1510 Interest on Idle Funds	35			
1900 Other Revenue From Local Source				
1990 Miscellaneous	75			
5000 OTHER				
5206 Transfer From General	135	0	0	15,000
5208 Transfer From Supplemental General	140	0	0	0
5253 Transfer From Contingency Reserve	145	0	0	~~~~~
RESOURCES AVAILABLE	170	0	0	15,000
TOTAL EXPENDITURES & TRANSFERS	175	0	0	15,000
UNENCUMBERED CASH BALANCE JUNE 30	190	0	0	0

VIRTUAL EDUCATION	Code 15 Line	12 mo. 2022-2023 Actual (1)	12 mo. 2023-2024 Actual (2)	12 mo. 2024-2025 Budget (3)
EXPENDITURES				
1000 Instruction				
100 Salaries				
110 Certified	210			
120 NonCertified	215			
200 Employee Benefits				
210 Insurance (Employee)	220			
220 Social Security	225			
290 Other	230			
300 Purchased Professional & Technical Serv	235			
400 Purchased Property Services	237			
500 Other Purchased Services				
560 Tuition				
561 Tuition/other State LEA's	240			
564 Payment to Virtual Education Coop	245			
590 Other	250			
600 Supplies				
610 General Supplemental (Teaching)	255			
644 Textbooks	260			
650 Supplies (Technology Related)	263			
680 Miscellaneous Supplies	265			
700 Property (Equipment & Furnishings)	270			
800 Other	275			
2000 Support Services				
2100 Student Support Services				
100 Salaries				
110 Certified	280			15,000
120 NonCertified	285			

VIRTUAL EDUCATION	Code 15 Line	12 mo.	12 mo.	12 mo.
		2022-2023 Actual (1)	2023-2024 Actual (2)	2024-2025 Budget (3)
EXPENDITURES				
200 Employee Benefits				
210 Insurance (Employee)	290			
220 Social Security	295			
290 Other	300			
300 Purchased Professional & Technical Serv	305			
400 Purchased Property Services	307			
500 Other Purchased Services	310			
600 Supplies	315			
700 Property (Equipment & Furnishings)	320			
800 Other	325			
2200 Instr Support Staff				
100 Salaries				
110 Certified	330			
120 NonCertified	335			
200 Employee Benefits				
210 Insurance (Employee)	340			
220 Social Security	345			
290 Other	350			
300 Purchased Professional & Technical Serv	355			
400 Purchased Property Services	357			
500 Other Purchased Services	360			
600 Supplies				
640 Books (not textbooks) and Periodicals	365			
650 Technology Supplies	370			
680 Miscellaneous Supplies	375			
700 Property (Equipment & Furnishings)	380			
800 Other	385			
2400 School Administration				
100 Salaries				
110 Certified	445			
120 NonCertified	450			
200 Employee Benefits				
210 Insurance (Employee)	455			
220 Social Security	460			
290 Other	465			
300 Purchased Professional & Technical Serv	470			
500 Other Purchased Services	475			
600 Supplies	480			
700 Property (Equipment & Furnishings)	485			
800 Other	490			
2500 Central Services				
100 Salaries				
110 Certified	590			
120 NonCertified	595			
200 Employee Benefits				
210 Insurance	600			
220 Social Security	605			
290 Other	610			
300 Purchased Professional & Technical Serv	615			
400 Purchased Property Services	620			
500 Other Purchased Services	625			
600 Supplies	630			
700 Property (Equipment & Furnishings)	635			
800 Other	640			

VIRTUAL EDUCATION	Code 15 Line	12 mo.	12 mo.	12 mo.
		2022-2023 Actual (1)	2023-2024 Actual (2)	2024-2025 Budget (3)
EXPENDITURES				
2600 Operations & Maintenance				
100 Salaries				
120 NonCertified	495			
200 Employee Benefits				
210 Insurance (Employee)	500			
220 Social Security	505			
290 Other	510			
300 Purchased Professional & Technical Serv	515			
400 Purchased Property Services				
411 Water/Sewer	520			
420 Cleaning	525			
430 Repairs & Maintenance	530			
440 Rentals	535			
490 Other	540			
500 Other Purchased Services	545			
600 Supplies				
610 General Supplies	550			
620 Energy				
621 Heating	555			
622 Electricity	560			
626 Motor Fuel (not school bus)	565			
629 Other	570			
680 Miscellaneous Supplies	575			
700 Property (Equipment & Furnishings)	580			
800 Other	585			
2900 Other Support Services				
100 Salaries				
110 Certified	650			
120 NonCertified	655			
200 Employee Benefits				
210 Insurance	660			
220 Social Security	665			
290 Other	670			
300 Purchased Professional & Technical Serv	675			
400 Purchased Property Services	680			
500 Other Purchased Services	685			
600 Supplies	690			
700 Property (Equipment & Furnishings)	695			
800 Other	700			
TOTAL EXPENDITURES*	---	0	0	15,000

*Goes to Budget Line 175.

CAPITAL OUTLAY	Code 16 Line	12 mo.	12 mo.	12 mo.	18 mo.
		2022-2023 Actual (1)	2023-2024 Actual (2)	2024-2025 Budget (3)	Financing Required (4)
UNENCUMBERED CASH BALANCE JULY 1	01	1,186,879	436,409	2,033,718	2,033,718
Cancellation of Prior Year Encumbrances	03	6,667			
REVENUES					
1000 LOCAL SOURCES					
1110 Ad Valorem Tax Levied					
2021 \$	05	18,399			
2022 \$	10	622,175	20,224		
2023 \$	15		647,844	18,448	18,448
2024 \$	20			645,244	690,101
1140 Delinquent Tax	25	6,043	5,200	6,814	10,216
1510 Interest on Idle Funds	30	24,637	69,323		0
July - December Estimate	35				
1900 Other Revenue From Local Source	40	585,469	629,692		0
July - December Estimate	45				
2000 COUNTY SOURCES					
2400 Motor Vehicle Tax (Includes 16/20M Tax)	55	52,562	53,075	53,065	53,065
July - December Estimate	60				26,533
2450 Recreational Vehicle Tax	65	922	975	1,000	1,000
July - December Estimate	66				500
2460 Commercial Vehicle Tax	67	3,483	3,738	3,593	3,593
July - December Estimate	68				1,797
2600 Other County Revenue	70				0
July - December Estimate	75				
2800 In Lieu of Taxes IRBs/Rental Excise	80	22	19	0	0
July - December Estimate	82				0
3000 STATE SOURCES					
3223 Capital Outlay State Aid	87	313,141	345,034	386,457	386,457
4000 FEDERAL SOURCES					
4390 Impact Aid Construction	90				0
July - December Estimate	95				
4590 Other Federal Aid	97		196,144		0
5000 OTHER					
5206 Transfer From General	100	556,044	900,531	200,000	200,000
RESOURCES AVAILABLE	170	3,376,443	3,308,208	3,348,339	3,425,428
TOTAL EXPENDITURES & TRANSFERS	175	2,940,034	1,274,490	3,428,833	3,428,833
July - December Estimate	180	~~~~~	~~~~~	~~~~~	-3,405
TOTAL OPERATION EXPENDITURE (18 MO)	185	~~~~~	~~~~~	~~~~~	3,425,428
UNENCUMBERED CASH BALANCE JUNE 30	190	436,409	2,033,718	-80,494	~~~~~

CAPITAL OUTLAY	Code 16 Line	12 mo.	12 mo.	12 mo.
		2022-2023 Actual (1)	2023-2024 Actual (2)	2024-2025 Budget (3)
EXPENDITURES				
1000 Instruction				
600 Supplies - Performance Uniforms	205		15,130	25,000
650 Supplies - Technology Software	207			
700 Property (Equipment & Furnishings)	210	30,962	133,776	200,000
2000 Support Services				
2100 Student Support Services				
650 Supplies - Technology Software	213			53,833
700 Property (Equipment & Furnishings)	215			
2200 Instructional Support Staff				
650 Supplies - Technology Software	217			
700 Property (Equipment & Furnishings)	220			
2300 General Administration				
650 Supplies - Technology Software	223			
700 Property (Equipment & Furnishings)	225			
2400 School Administration				
650 Supplies - Technology Software	227			
700 Property (Equipment & Furnishings)	230			
2500 Central Services				
100 Salaries				
120 NonCertified	236			
200 Employee Benefits				
210 Insurance (Employee)	237			
220 Social Security	238			
290 Other	239			
650 Supplies - Technology Software	233			
700 Property (Equipment & Furnishings)	235			
2600 Operations & Maintenance				
100 Salaries				
120 NonCertified	310			
200 Employee Benefits				
210 Insurance (Employee)	315			
220 Social Security	320			
290 Other	325			
300 Purchased Professional & Technical Serv	330		1,125	5,000
400 Purchased Property Services				
420 Cleaning	335			
430 Repairs & Maintenance	340	829,955	957,470	1,000,000
440 Rentals	345			
460 Repair of Buildings	350			
490 Other	355			
500 Other Purchased Services	360		4,304	10,000
600 Supplies				
610 General Supplies	363			
650 Supplies - Technology Software	365			
700 Property (Equipment & Furnishings)	240	577,470	162,685	500,000
2700 Transportation				
650 Supplies - Technology Software	370			
700 Property (Equipment & Buses)	243			
2730 Vehicle Services & Maintenance Services				
100 Salaries				
120 NonCertified	375			
200 Employee Benefits				
210 Insurance	380			
220 Social Security	385			
290 Other	390			
300 Purchased Professional & Technical Serv	395			
400 Purchased Property Services	400			
500 Other Purchased Services	405			
600 Supplies	410			
650 Supplies - Technology Software	415			

CAPITAL OUTLAY	Code 16 Line	12 mo.	12 mo.	12 mo.
		2022-2023 Actual (1)	2023-2024 Actual (2)	2024-2025 Budget (3)
EXPENDITURES				
700 Property (Equipment & Furnishings)	420	312,141		300,000

CAPITAL OUTLAY	Code 16 Line	12 mo.	12 mo.	12 mo.
		2022-2023 Actual (1)	2023-2024 Actual (2)	2024-2025 Budget (3)
EXPENDITURES				
800 Other	425			
2900 Other Support Services				
650 Supplies - Technology Software	430			
700 Property (Equipment & Furnishings)	250			
4000 Facility Acquisition & Construction Serv				
4100 Land Acquisition	255	21,947		20,000
4200 Land Improvement	260	198,079		300,000
4300 Architectural & Engineering Services	265	8,125		15,000
4500 New Building Acquisition & Construction	275			
4600 Site Improvement	280			
4700 Building Improvements				
100 Salaries				
120 NonCertified	286			
200 Fringe Benefits				
210 Insurance	287			
220 Social Security	288			
290 Other	289			
400 Outside Contractors	290	961,355		1,000,000
4900 Other	291			
5100 Debt Service				
Capital Outlay Bond				
832 Interest	295			
890 Commission & Postage	300			
831 Principal	305			
TOTAL EXPENDITURES*	~~~	2,940,034	1,274,490	3,428,833

*Goes to Budget Line 175.

	Code 18 Line	12 mo. 2022-2023 Actual (1)	12 mo. 2023-2024 Actual (2)	12 mo. 2024-2025 Budget (3)
DRIVER TRAINING				
UNENCUMBERED CASH BALANCE JULY 1	01	20,735	35,091	26,158
Cancellation of Prior Year Encumbrances	03			
REVENUES				
1510 Interest on Idle Funds	05			
1900 Other Revenue From Local Source	15	9,900	11,000	11,000
3000 STATE SOURCES				
3208 State Safety Aid	25	5,180	6,815	6,885
3209 Motorcycle Safety Aid	35			0
4000 FEDERAL SOURCES				
4590 Other Federal Aid	40			
5000 OTHER				
5206 Transfer From General	45	0	0	0
5208 Transfer From Supplemental General	50	0	0	0
5253 Transfer from Contingency Reserve	55	0	0	~~~~~
RESOURCES AVAILABLE	170	35,815	52,906	44,043
TOTAL EXPENDITURES & TRANSFERS	175	724	26,748	44,043
UNENCUMBERED CASH BALANCE JUNE 30	190	35,091	26,158	0

	Code 18 Line	12 mo. 2022-2023 Actual (1)	12 mo. 2023-2024 Actual (2)	12 mo. 2024-2025 Budget (3)
DRIVER TRAINING				
EXPENDITURES				
1000 Instruction				
100 Salaries				
110 Certified	210		24,000	24,000
120 NonCertified	215			16,368
200 Employee Benefits				
210 Insurance (Employee)	220			
220 Social Security	225		1,831	2,000
290 Other	230	220	222	225
300 Purchased Professional & Technical Serv	235			
400 Purchased Property Services	237	504		600
500 Other Purchased Services				
560 Tuition				
561 Tuition/other State LEA's	240			
563 Tuition/Private Sources	245			
590 Other	250			
600 Supplies				
610 General Supplemental (Teaching)	255			
644 Textbooks	260			
650 Supplies (Technology Related)	263			
680 Miscellaneous Supplies	265			
700 Property (Equipment & Furnishings)	270			
800 Other	275		110	200
2000 Support Services				
2100 Student Support Services				
100 Salaries				
110 Certified	280			
120 NonCertified	285			
200 Employee Benefits				
210 Insurance (Employee)	290			

DRIVER TRAINING	Code 18 Line	12 mo.	12 mo.	12 mo.
		2022-2023 Actual (1)	2023-2024 Actual (2)	2024-2025 Budget (3)
EXPENDITURES				
220 Social Security	295			
290 Other	300			
300 Purchased Professional & Technical Serv	305			
400 Purchased Property Services	307			
500 Other Purchased Services	310			
600 Supplies	315			
700 Property (Equipment & Furnishings)	320			
800 Other	325			
2200 Instructional Support Staff				
100 Salaries				
110 Certified	330			
120 NonCertified	335			
200 Employee Benefits				
210 Insurance (Employee)	340			
220 Social Security	345			
290 Other	350			
300 Purchased Professional & Technical Serv	355			
400 Purchased Property Services	357			
500 Other Purchased Services	360			
600 Supplies				
640 Books (not textbooks) & Periodicals	365			
650 Technology Supplies	370			
680 Miscellaneous Supplies	375			
700 Property (Equipment & Furnishings)	380			
800 Other	385			
2400 School Administration				
100 Salaries				
110 Certified	390			
120 NonCertified	395			
200 Employee Benefits				
210 Insurance (Employee)	400			
220 Social Security	405			
290 Other	410			
300 Purchased Professional & Technical Serv	415			
500 Other Purchased Services	420			
600 Supplies	425			
700 Property (Equipment & Furnishings)	430			
800 Other	435			
2500 Central Services				
100 Salaries				
110 Certified	565			
120 NonCertified	570			
200 Employee Benefits				
210 Insurance	575			
220 Social Security	580			
290 Other	585			
300 Purchased Professional & Technical Serv	590			
400 Purchased Property Services	595			
500 Other Purchased Services	600			
600 Supplies	605			
700 Property (Equipment & Furnishings)	610			
800 Other	615			
2600 Operations & Maintenance				
100 Salaries				
120 NonCertified	440			

DRIVER TRAINING	Code 18 Line	12 mo. 2022-2023 Actual (1)	12 mo. 2023-2024 Actual (2)	12 mo. 2024-2025 Budget (3)
EXPENDITURES				
200 Employee Benefits				
210 Insurance (Employee)	445			
220 Social Security	450			
290 Other	455			
300 Purchased Professional & Technical Serv	460			
400 Purchased Property Services	465			
500 Other Purchased Services	470			
600 Supplies				
610 General Supplies	475			
620 Energy				
621 Heating	480			
622 Electricity	485			
626 Motor Fuel-not schoolbus	490			
629 Other	495			
680 Miscellaneous Supplies	500			
700 Property (Equipment & Furnishings)	505			
800 Other	510			
2650 Vehicle Operations & Maintenance Serv (Not Student Transportation)				
100 Salaries				
120 NonCertified	515			
200 Employee Benefits				
210 Insurance	520			
220 Social Security	525			
290 Other	530			
300 Purchased Professional & Technical Serv	535			
442 Rental of Vehicles	540			
520 Insurance	545			
626 Motor Fuel (not school bus)	550		585	650
700 Property (Equipment & Furnishings)	555			
800 Other	560			
2900 Other Support Services				
100 Salaries				
110 Certified	630			
120 Non-Certified	635			
200 Employee Benefits				
210 Insurance	640			
220 Social Security	645			
290 Other	650			
300 Purchased Professional & Technical Serv	655			
400 Purchased Property Services	660			
500 Other Purchased Services	665			
600 Supplies	670			
700 Property (Equipment & Furnishings)	675			
800 Other	680			
TOTAL EXPENDITURES*	---	724	26,748	44,043

*Goes to Budget Line 175.

DECLINING ENROLLMENT FUND	Code 19 Line	12 mo.	12 mo.	12 mo.
		2022-2023 Actual (1)	2023-2024 Actual (2)	2024-2025 Budget (3)
UNENCUMBERED CASH BALANCE JULY 1	01		0	0
Cancellation of Prior Year Encumbrances	03	~~~~~	~~~~~	
REVENUES				
1000 LOCAL SOURCES				
1110 Ad Valorem Tax Levied				
2021 \$	05			
2022 \$	10			
1140 Delinquent Tax	25			
2000 COUNTY SOURCES				
2400 Motor Vehicle Tax (Includes 16/20M Tax)	45			
2450 Recreational Vehicle Tax	55			
2460 Commercial Vehicle Tax	57			
2800 In Lieu of Taxes IRBs/Rental Excise	60			
RESOURCES AVAILABLE	70	0	0	
EXPENDITURES				
5200 Transfer				
800 Other				
890 State Payment	75			
TOTAL EXPENDITURES & TRANSFERS	175	0	0	0
UNENCUMBERED CASH BALANCE JUNE 30	190	0	0	0
	195	TAX REQUIRED (line 175-line 70)		~~~~~
	200	Delinquent Tax		~~~~~
	205	Amount of 2024 Tax to be Levied		~~~~~

Note: KSA 72-5160 removes authority to levy taxes effective July 1, 2018.

EXTRAORDINARY SCHOOL PROGRAM	Code 22 Line	12 mo.	12 mo.	12 mo.
		2022-2023 Actual (1)	2023-2024 Actual (2)	2024-2025 Budget (3)
UNENCUMBERED CASH BALANCE JULY 1	01		0	0
Cancellation of Prior Year Encumbrances	03			
REVENUES				
1000 LOCAL SOURCES				
1310 Tuition Individual-Class Fees	05			
1510 Interest on Idle Funds	10			
1900 Other Revenue From Local Source	15			
4000 FEDERAL SOURCES				
4590 Other Federal Aid	40			
5000 OTHER				
5206 Transfer From General	85	0	0	0
5208 Transfer From Supplemental General	90	0	0	0
5253 Transfer From Contingency Reserve	95	0	0	~~~~~
RESOURCES AVAILABLE	170	0	0	0
TOTAL EXPENDITURES & TRANSFERS	175	0	0	0
UNENCUMBERED CASH BALANCE JUNE 30	190	0	0	0

EXTRAORDINARY SCHOOL PROGRAM	Code 22 Line	12 mo.	12 mo.	12 mo.
		2022-2023 Actual (1)	2023-2024 Actual (2)	2024-2025 Budget (3)
EXPENDITURES				
1000 Instruction				
100 Salaries				
110 Certified	210			
120 NonCertified	215			
200 Employee Benefits				
210 Insurance (Employee)	220			
220 Social Security	225			
290 Other	230			
300 Purchased Professional & Technical Serv	235			
400 Purchased Property Services	237			
500 Other Purchased Services				
560 Tuition				
561 Tuition/other State LEA's	240			
562 Tuition/LEA's Out of State	245			
563 Tuition/Private Sources	250			
590 Other	255			
600 Supplies				
610 General Supplemental (Teaching)	260			
644 Textbooks	265			
650 Supplies (Technology Related)	267			
680 Miscellaneous Supplies	270			
700 Property (Equipment & Furnishings)	275			
800 Other	280			
2000 Support Services				
2100 Student Support Services				
100 Salaries				
110 Certified	285			
120 NonCertified	290			
200 Employee Benefits				
210 Insurance (Employee)	295			

EXTRAORDINARY SCHOOL PROGRAM	Code 22 Line	12 mo.	12 mo.	12 mo.
		2022-2023 Actual (1)	2023-2024 Actual (2)	2024-2025 Budget (3)
EXPENDITURES				
220 Social Security	300			
290 Other	305			
300 Purchased Professional & Technical Serv	310			
400 Supplies (Technology Related)	313			
500 Other Purchased Services	315			
600 Supplies	320			
700 Property (Equipment & Furnishings)	325			
800 Other	330			
2200 Instr Support Staff				
100 Salaries				
110 Certified	335			
120 NonCertified	340			
200 Employee Benefits				
210 Insurance (Employee)	345			
220 Social Security	350			
290 Other	355			
300 Purchased Professional & Technical Serv	360			
400 Purchased Property Services	363			
500 Other Purchased Services	365			
600 Supplies				
640 Books (not textbooks) & Periodicals	370			
650 Technology Supplies	375			
680 Miscellaneous Supplies	380			
700 Property (Equipment & Furnishings)	385			
800 Other	390			
2400 School Administration				
100 Salaries				
110 Certified	450			
120 NonCertified	455			
200 Employee Benefits				
210 Insurance (Employee)	460			
220 Social Security	465			
290 Other	470			
300 Purchased Professional & Technical Serv	475			
500 Other Purchased Services	480			
600 Supplies	485			
700 Property (Equipment & Furnishings)	490			
800 Other	495			
2500 Central Services				
100 Salaries				
110 Certified	595			
120 NonCertified	600			
200 Employee Benefits				
210 Insurance	605			
220 Social Security	610			
290 Other	615			
300 Purchased Professional & Technical Serv	620			
400 Purchased Property Services	625			
500 Other Purchased Services	630			
600 Supplies	635			
700 Property (Equipment & Furnishings)	640			
800 Other	645			
2600 Operations & Maintenance				
100 Salaries				
120 NonCertified	500			

EXTRAORDINARY SCHOOL PROGRAM	Code	12 mo.	12 mo.	12 mo.
	22 Line	2022-2023 Actual (1)	2023-2024 Actual (2)	2024-2025 Budget (3)
EXPENDITURES				
200 Employee Benefits				
210 Insurance (Employee)	505			
220 Social Security	510			
290 Other	515			
300 Purchased Professional & Technical Serv	520			
400 Purchased Property Serv				
411 Water/Sewer	525			
420 Cleaning	530			
430 Repairs & Maintenance	535			
440 Rentals	540			
490 Other	545			
500 Other Purchased Services	550			
600 Supplies				
610 General Supplies	555			
620 Energy				
621 Heating	560			
622 Electricity	565			
626 Motor Fuel (not school bus)	570			
629 Other	575			
680 Miscellaneous Supplies	580			
700 Property (Equipment & Furnishings)	585			
800 Other	590			
2900 Other Support Services				
100 Salaries				
110 Certified	650			
120 NonCertified	655			
200 Employee Benefits				
210 Insurance	660			
220 Social Security	665			
290 Other	670			
300 Purchased Professional & Technical Serv	675			
400 Purchased Property Services	680			
500 Other Purchased Services	685			
600 Supplies	690			
700 Property (Equipment & Furnishings)	695			
800 Other	700			
TOTAL EXPENDITURES*	~~~	0	0	0

*Goes to Budget Line 175.

FOOD SERVICE	Code 24 Line	12 mo.	12 mo.	12 mo.
		2022-2023 Actual (1)	2023-2024 Actual (2)	2024-2025 Budget (3)
UNENCUMBERED CASH BALANCE JULY 1	01	178,339	189,061	94,255
Cancellation of Prior Year Encumbrances	03			
REVENUES				
1000 LOCAL SOURCES*				
1510 Interest on Idle Funds	05			
1600 Food Service				
1611 Student Sales (Lunch)	15	183,007	165,617	180,100
1612 Student Sales (Breakfast)	25	22,014	19,332	23,205
1613 Student Sales (Spec Milk)	35			0
1614 Student Sales (Snacks/Supper)	40			0
1620 Adult & Student Sales (Non-Reimbursable Prog)	45	12,875	13,380	19,070
1990 Miscellaneous	55	14,038	4,519	4,000
3000 STATE SOURCES				
3203 School Food Assistance	65	6,478	6,118	5,080
4000 FEDERAL SOURCES				
4550 Child Nutrition Programs	75	616,222	598,491	494,283
4590 Other Federal Aid	80	42,913	36,522	30,000
5000 Other				
5206 Transfer From General	85	0	0	100,000
5208 Transfer From Supplemental General	90	0	0	0
5253 Transfer From Contingency Reserve	95	0	0	~~~~~
RESOURCES AVAILABLE	170	1,075,886	1,033,040	949,993
TOTAL EXPENDITURES & TRANSFERS	175	886,825	938,785	949,993
UNENCUMBERED CASH BALANCE JUNE 30	190	189,061	94,255	0

*All local resources should be accurately recorded in columns 1, 2, and 3.

FOOD SERVICE	Code 24 Line	12 mo.	12 mo.	12 mo.
		2022-2023 Actual (1)	2023-2024 Actual (2)	2024-2025 Budget (3)
EXPENDITURES				
2600 Operations & Maintenance				
100 Salaries				
120 NonCertified	210			
200 Employee Benefits				
210 Insurance (Employee)	215			
220 Social Security	220			
290 Other	225			
400 Purchased Property Services				
411 Water/Sewer	230			
490 Other	235	601	2,841	3,000
500 Other Purchased Services	240			
600 Supplies				
610 General Supplies	245			
620 Energy				
621 Heating	250			
622 Electricity	255			
626 Motor Fuel (not school bus)	260	468	646	1,000
629 Other	265			
680 Miscellaneous Supplies	270			
700 Property (Equipment & Furnishings)	275			

FOOD SERVICE	Code 24 Line	12 mo.	12 mo.	12 mo.
		2022-2023 Actual (1)	2023-2024 Actual (2)	2024-2025 Budget (3)
EXPENDITURES				
800 Other	280			
3000 Operation of NonInstructional Services				
3100 Food Service Operation				
100 Salaries				
110 Certified	285			
120 NonCertified	290	248,789	277,681	281,000
200 Employee Benefits				
210 Insurance	295	67,985	79,965	85,000
220 Social Security	300	17,415	19,857	25,000
290 Other	305	6,234	5,074	6,000
500 Other Purchased Services				
520 Insurance	310			
570 Food Service Management	315			
590 Other Purchased Services	320	70	74	75
600 Supplies				
630 Food & Milk	325	494,488	462,029	500,000
680 Miscellaneous Supplies	330	29,181	37,379	12,518
700 Property (Equipment & Furnishings)	335	19,516	50,841	34,000
800 Other	340	2,078	2,398	2,400
TOTAL EXPENDITURES*	~~~	886,825	938,785	949,993

*Goes to Budget Line 175.

PROFESSIONAL DEVELOPMENT	Code 26 Line	12 mo.	12 mo.	12 mo.
		2022-2023 Actual (1)	2023-2024 Actual (2)	2024-2025 Budget (3)
UNENCUMBERED CASH BALANCE JULY 1	01	55,037	37,257	94,549
Cancellation of Prior Year Encumbrances	03			
REVENUES				
1000 LOCAL SOURCES				
1510 Interest on Idle Funds	05			
1900 Other Revenue From Local Source	15	9,318	12,204	
3000 STATE SOURCES				
3204 Professional Development Aid	25	6,105	6,744	7,500
4000 FEDERAL SOURCES				
4500 Aid	40			
5000 OTHER				
5206 Transfer From General	45	15,256	95,306	50,000
5208 Transfer From Supplemental General	50	0	0	0
5253 Transfer From Contingency Reserve	55	0	0	~~~~~
RESOURCES AVAILABLE	170	85,716	151,511	152,049

PROFESSIONAL DEVELOPMENT	Code 26 Line	12 mo.	12 mo.	12 mo.
		2022-2023 Actual (1)	2023-2024 Actual (2)	2024-2025 Budget (3)
EXPENDITURES				
2000 Support Services				
2200 Instr Support Staff				
100 Salaries				
110 Certified	210			
120 NonCertified	215			
200 Employee Benefits				
210 Insurance (Employee)	220			
220 Social Security	225			
290 Other	230			
300 Purchased Professional & Technical Serv	235	16,505	29,719	56,049
400 Purchased Property Services	237			
500 Other Purchased Services	240	17,376	7,118	60,000
600 Supplies				
640 Books (not textbooks) & Periodicals	245			
650 Technology Supplies	250			
680 Miscellaneous Supplies	255	1,265	16,425	30,000
700 Property (Equipment & Furnishings)	260			
800 Other	265	13,313	3,700	6,000
2500 Central Services				
100 Salaries				
110 Certified	270			
120 NonCertified	275			
200 Employee Benefits				
210 Insurance	280			
220 Social Security	285			
290 Other	290			
300 Purchased Professional & Technical Serv	295			
400 Purchased Property Services	300			
500 Other Purchased Services	305			
600 Supplies	310			
700 Property (Equipment & Furnishings)	315			

PROFESSIONAL DEVELOPMENT	Code 26 Line	12 mo.	12 mo.	12 mo.
		2022-2023 Actual (1)	2023-2024 Actual (2)	2024-2025 Budget (3)
EXPENDITURES				
800 Other	320			
2900 Other Support Services				
100 Salaries				
110 Certified	327			
120 NonCertified	330			
200 Employee Benefits				
210 Insurance	335			
220 Social Security	340			
290 Other	345			
300 Purchased Professional & Technical Serv	350			
400 Purchased Property Services	355			
500 Other Purchased Services	360			
600 Supplies	365			
700 Property (Equipment & Furnishings)	370			
800 Other	375			
TOTAL EXPENDITURES	175	48,459	56,962	152,049
UNENCUMBERED CASH BALANCE JUNE 30	190	37,257	94,549	0

PARENT EDUCATION PROGRAM	Code 28 Line	12 mo.	12 mo.	12 mo.
		2022-2023 Actual (1)	2023-2024 Actual (2)	2024-2025 Budget (3)
UNENCUMBERED CASH BALANCE JULY 1	01	22,339	15,779	29,397
Cancellation of Prior Year Encumbrances	03			
REVENUES				
1000 LOCAL SOURCES				
1320 Payment from Other school district	05	65,100	63,000	65,800
1510 Interest on Idle Funds	15			
1900 Other Revenue From Local Source	25	10,907	17,689	30,000
3000 STATE SOURCES				
3216 Parent Education Aid	35	98,629	116,140	116,850
4000 FEDERAL SOURCES				
4500 Aid	45			
5000 OTHER				
5206 Transfer From General	55	0	0	0
5208 Transfer From Supplemental General	50	0	0	0
5253 Transfer From Contingency Reserve	60	0	0	~~~~~
RESOURCES AVAILABLE	170	196,975	212,608	242,047
TOTAL EXPENDITURES & TRANSFERS	175	181,196	183,211	242,047
UNENCUMBERED CASH BALANCE JUNE 30	190	15,779	29,397	0

PARENT EDUCATION PROGRAM	Code 28 Line	12 mo.	12 mo.	12 mo.
		2022-2023 Actual (1)	2023-2024 Actual (2)	2024-2025 Budget (3)
EXPENDITURES				
2000 Support Services				
2100 Support Services Student				
100 Salaries				
110 Certified	210			
120 NonCertified	215			
200 Employee Benefits				
210 Insurance (Employee)	220			
220 Social Security	225			
290 Other	230			
300 Purchased Professional & Technical Serv	235			
400 Purchased Property Services	237			
500 Other Purchased Services				
561 Payment to Other School District	240			
564 Payment to Coops/Interlocal	245			
590 Other	250			
600 Supplies				
640 Books (not textbooks) & Periodicals	255			
650 Technology Supplies	260			
680 Miscellaneous Supplies	265			
700 Property (Equipment & Furnishings)	270			
800 Other	275			
2200 Instr Support Staff				
100 Salaries				
110 Certified	280			
120 NonCertified	285	130,204	135,611	159,047
200 Employee Benefits				
210 Insurance (Employee)	290	11,130	11,430	13,000
220 Social Security	295			

PARENT EDUCATION PROGRAM	Code	12 mo.	12 mo.	12 mo.
	28 Line	2022-2023 Actual (1)	2023-2024 Actual (2)	2024-2025 Budget (3)
EXPENDITURES				
290 Other	300	15,575	14,464	20,000
300 Purchased Professional & Technical Serv	305	2,062	2,755	5,000
400 Purchased Property Services	307			
500 Other Purchased Services	310	16,203	12,028	28,000
600 Supplies	315	5,219	6,095	12,000
700 Property (Equipment & Furnishings)	320	803	828	5,000
800 Other	325			
2500 Central Services				
100 Salaries				
110 Certified	330			
120 Non-Certified	335			
200 Employee Benefits				
210 Insurance	340			
220 Social Security	345			
290 Other	350			
300 Purchased Professional & Technical Serv	355			
400 Purchased Property Services	360			
500 Other Purchased Services	365			
600 Supplies	370			
700 Property (Equipment & Furnishings)	375			
800 Other	380			
2900 Other Support Services				
100 Salaries				
110 Certified	390			
120 NonCertified	395			
200 Employee Benefits				
210 Insurance	400			
220 Social Security	405			
290 Other	410			
300 Purchased Professional & Technical Serv	415			
400 Purchased Property Services	420			
500 Other Purchased Services	425			
600 Supplies	430			
700 Property (Equipment & Furnishings)	435			
800 Other	440			
TOTAL EXPENDITURES*	---	181,196	183,211	242,047

*Goes to Budget Line 175.

SUMMER SCHOOL		12 mo.		12 mo.		12 mo.	
		Code 29 Line	2022-2023 Actual (1)	2023-2024 Actual (2)	2024-2025 Budget (3)		
UNENCUMBERED CASH BALANCE JULY 1		01		0	0		
Cancellation of Prior Year Encumbrances		03					
REVENUES							
1000 LOCAL SOURCES							
1300 Tuition							
1315 Individual (Summer School)		05					
1316 Individuals (Out-of-District)		10					
1320 Other School District in State		15					
1510 Interest on Idle Funds		20					
1990 Miscellaneous		25					
4000 FEDERAL SOURCES							
4590 Other Federal Aid		30					
4599 Summer School Aid		35					
5000 OTHER							
5206 Transfer from General		40	0	0	0		
5208 Transfer From Supplemental General		45	0	0	0		
5253 Transfer From Contingency Reserve		50	0	0	~~~~~		
RESOURCES AVAILABLE		170	0	0	0		
TOTAL EXPENDITURES & TRANSFERS		175	0	0	0		
UNENCUMBERED CASH BALANCE JUNE 30		190	0	0	0		

SUMMER SCHOOL		12 mo.		12 mo.		12 mo.	
		Code 29 Line	2022-2023 Actual (1)	2023-2024 Actual (2)	2024-2025 Budget (3)		
EXPENDITURES							
1000 Instruction							
100 Salaries							
110 Certified		210					
120 NonCertified		215					
200 Employee Benefits							
210 Insurance (Employee)		220					
220 Social Security		225					
290 Other		230					
300 Purchased Professional & Technical Serv		235					
400 Purchased Property Services		237					
500 Other Purchased Services							
560 Tuition							
561 Tuition/other State LEA's		240					
562 Tuition/other LEA's outside State		245					
563 Tuition/Private Sources		250					
590 Other		255					
600 Supplies							
610 General Supplemental (Teaching)		260					
644 Textbooks		265					
650 Supplies (Technology Related)		267					
680 Miscellaneous Supplies		270					
700 Property (Equipment & Furnishings)		275					
800 Other		280					

SUMMER SCHOOL		12 mo.	12 mo.	12 mo.
		Code 29 Line	2022-2023 Actual (1)	2023-2024 Actual (2)
EXPENDITURES				
2000 Support Services				
2100 Student Support Services				
100 Salaries				
110 Certified	285			
120 NonCertified	290			
200 Employee Benefits				
210 Insurance (Employee)	295			
220 Social Security	300			
290 Other	305			
300 Purchased Professional & Technical Serv	310			
400 Purchased Property Services	313			
500 Other Purchased Services	315			
600 Supplies	320			
700 Property (Equipment & Furnishings)	325			
800 Other	330			
2200 Instr Support Staff				
100 Salaries				
110 Certified	335			
120 NonCertified	340			
200 Employee Benefits				
210 Insurance (Employee)	345			
220 Social Security	350			
290 Other	355			
300 Purchased Professional & Technical Serv	360			
400 Purchased Property Services	363			
500 Other Purchased Services	365			
600 Supplies				
640 Books (not textbooks) & Periodicals	370			
650 Technology Supplies	375			
680 Miscellaneous Supplies	380			
700 Property (Equipment & Furnishings)	385			
800 Other	390			
2400 School Administration				
100 Salaries				
110 Certified	460			
120 NonCertified	465			
200 Employee Benefits				
210 Insurance (Employee)	470			
220 Social Security	475			
290 Other	480			
300 Purchased Professional & Technical Serv	485			
400 Purchased Property Serv	490			
500 Other Purchased Services				
530 Communications (Telephone, postage, etc.)	495			
590 Other	500			
600 Supplies	505			
700 Property (Equipment & Furnishings)	510			
800 Other	515			
2600 Operations & Maintenance				
100 Salaries				
120 NonCertified	520			
200 Employee Benefits				
210 Insurance (Employee)	525			
220 Social Security	530			
290 Other	535			
300 Purchased Professional & Technical Serv	540			

SUMMER SCHOOL		Code	12 mo.	12 mo.	12 mo.
		29 Line	2022-2023 Actual (1)	2023-2024 Actual (2)	2024-2025 Budget (3)
EXPENDITURES					
400 Purchased Property Services					
411 Water/Sewer		545			
420 Cleaning		550			
430 Repairs & Maintenance		555			
440 Rentals		560			
460 Repair of Building		565			
490 Other		570			
500 Other Purchased Services					
520 Insurance		575			
590 Other		580			
600 Supplies					
610 General Supplies		585			
620 Energy					
621 Heating		590			
622 Electricity		595			
626 Motor Fuel (not school bus)		600			
629 Other		605			
680 Miscellaneous Supplies		610			
700 Property (Equipment & Furnishings)		615			
800 Other		620			
2500 Central Services					
100 Salaries					
110 Certified		625			
120 NonCertified		630			
200 Employee Benefits					
210 Insurance		635			
220 Social Security		640			
290 Other		645			
300 Purchased Professional & Technical Serv		650			
400 Purchased Property Services		655			
500 Other Purchased Services		660			
600 Supplies		665			
700 Property (Equipment & Furnishings)		670			
800 Other		675			
2900 Other Support Services					
100 Salaries					
110 Certified		690			
120 NonCertified		695			
200 Employee Benefits					
210 Insurance		700			
220 Social Security		705			
290 Other		710			
300 Purchased Professional & Technical Serv		715			
400 Purchased Property Services		720			
500 Other Purchased Services		725			
600 Supplies		730			
700 Property (Equipment & Furnishings)		735			
800 Other		740			
3300 Community Services Operations		680			
TOTAL EXPENDITURES*		---	0	0	0

*Goes to Budget Line 175.

	Code 30 Line	12 mo. 2022-2023 Actual (1)	12 mo. 2023-2024 Actual (2)	12 mo. 2024-2025 Budget (3)
SPECIAL EDUCATION				
UNENCUMBERED CASH BALANCE JULY 1	01	350,000	350,335	350,000
Cancellation of Prior Year Encumbrances	03			
REVENUES				
1000 LOCAL SOURCES				
1510 Interest on Idle Funds	05			
1900 Other Revenue From Local Source	15	25,715	28,428	35,000
1980 Reimbursements	20			
3000 STATE SOURCES				
3211 Deaf/Blind	35			
4000 FEDERAL SOURCES				
4310 PL 382 Special Ed (formerly PL:874)	45			
4560 Aid Regular*	55			
4570 Medicaid	60			
4590 Other Reserve Grants in Aid	65			
4595 ESSER I	67			
4605 ESSER II	68			
5000 OTHER				
5206 Transfer From General	75	1,752,710	1,803,076	1,803,000
5208 Transfer From Supplemental General	80	0	0	426,000
5253 Transfer From Contingency Reserve	85	0	0	~~~~~
RESOURCES AVAILABLE	170	2,128,425	2,181,839	2,614,000
TOTAL EXPENDITURES & TRANSFERS	175	1,778,090	1,831,839	2,614,000
UNENCUMBERED CASH BALANCE JUNE 30	190	350,335	350,000	0

Budget Line 55: Includes IDEA Title VI-B allocations.

SPECIAL EDUCATION	Code 30 Line	12 mo.	12 mo.	12 mo.
		2022-2023 Actual (1)	2023-2024 Actual (2)	2024-2025 Budget (3)
EXPENDITURES				
1000 Instruction				
100 Salaries				
110 Certified	210		6,981	8,000
120 NonCertified	215			
200 Employee Benefits				
210 Insurance (Employee)	220		1,089	2,000
220 Social Security	225		525	100
290 Other	230		37	1,000
300 Purchased Professional & Technical Serv	235			
400 Purchased Property Services	237			
500 Other Purchased Services				
560 Tuition				
561 Tuition/other State LEA's	240			
563 Tuition/Private Sources	245			
564 Payment to Spec Education Coop/Interlocal (Assessments)	250	820,872	748,474	872,965
565 Payment to Spec Education Coop/Interlocal (Flowthrough)	251	903,960	1,028,101	1,625,435
590 Other	255			
600 Supplies				
610 General Supplemental (Teaching)	260			
644 Textbooks	265			
650 Supplies (Technology Related)	267			
680 Miscellaneous Supplies	270			
700 Property (Equipment & Furnishings)	275			
800 Other	280			
2000 Support Services				
2100 Student Support Services				
100 Salaries				
110 Certified	285			
120 NonCertified	290			
200 Employee Benefits				
210 Insurance (Employee)	295			
220 Social Security	300			
290 Other	305			
300 Purchased Professional & Technical Serv	310			
400 Purchased Property Services	313			
500 Other Purchased Services	315			
600 Supplies	320			
700 Property (Equipment & Furnishings)	325			
800 Other	330			
2200 Instr Support Staff				
100 Salaries				
110 Certified	335			
120 NonCertified	340			
200 Employee Benefits				
210 Insurance (Employee)	345			
220 Social Security	350			
290 Other	355			
300 Purchased Professional & Technical Serv	360			
400 Purchased Property Services	363			
500 Other Purchased Services	365			
600 Supplies				
640 Books (not textbooks) & Periodicals	370			
650 Technology Supplies	375			
680 Miscellaneous Supplies	380			

SPECIAL EDUCATION	Code 30 Line	12 mo. 2022-2023 Actual (1)	12 mo. 2023-2024 Actual (2)	12 mo. 2024-2025 Budget (3)
EXPENDITURES				
700 Property (Equipment & Furnishings)	385			
800 Other	390			
2300 General Administration				
2330 Special Area Admin Services				
100 Salaries				
110 Certified	395			
120 NonCertified	400			
200 Employee Benefits				
210 Insurance (Employee)	405			
220 Social Security	410			
290 Other	415			
300 Purchased Professional & Technical Serv	420			
400 Purchased Property Services	425			
500 Other Purchased Services	430			
600 Supplies	435			
700 Property (Equipment & Furnishings)	440			
800 Other	445			
2400 School Administration				
100 Salaries				
110 Certified	450			
120 NonCertified	455			
200 Employee Benefits				
210 Insurance (Employee)	460			
220 Social Security	465			
290 Other	470			
300 Purchased Professional & Technical Serv	475			
500 Other Purchased Services	480			
600 Supplies	485			
700 Property (Equipment & Furnishings)	490			
800 Other	495			
2500 Central Services				
100 Salaries				
110 Certified	800			
120 Non-Certified	805			
200 Employee Benefits				
210 Insurance	810			
220 Social Security	815			
290 Other	820			
300 Purchased Professional & Technical Serv	825			
400 Purchased Property Services	830			
500 Other Purchased Services	835			
600 Supplies	840			
700 Property (Equipment & Furnishings)	845			
800 Other	850			
2600 Operations & Maintenance				
100 Salaries				
120 NonCertified	500			
200 Employee Benefits				
210 Insurance (Employee)	505			
220 Social Security	510			
290 Other	515			
300 Purchased Professional & Technical Serv	520			
400 Purchased Property Services				
411 Water/Sewer	525			
420 Cleaning	530			
430 Repairs & Maintenance	535			

SPECIAL EDUCATION	Code 30 Line	12 mo. 2022-2023 Actual (1)	12 mo. 2023-2024 Actual (2)	12 mo. 2024-2025 Budget (3)
EXPENDITURES				
440 Rentals	540			
490 Other	545			
500 Other Purchased Services	550			
600 Supplies				
610 General Supplies	555			
620 Energy				
621 Heating	560			
622 Electricity	565			
626 Motor Fuel (not school bus)	570			
629 Other	575			
680 Miscellaneous Supplies	580			
700 Property (Equipment & Furnishings)	585			
800 Other	590			
2700 Student Transportation Serv				
2720 Supervision				
100 Salaries				
120 NonCertified	595	32,045	31,911	38,000
200 Employee Benefits				
210 Insurance	600	1,580	1,636	2,500
220 Social Security	605	2,430	2,407	3,000
290 Other	610	664	657	1,000
400 Purchased Property Services	615			35,000
600 Supplies	620			
700 Property (Equipment & Furnishings)	625			
800 Other	630			
2710 Vehicle Operating Services				
100 Salaries				
120 NonCertified	635			
200 Employee Benefits				
210 Insurance	640			
220 Social Security	645			
290 Other	650			
400 Purchased Property Services				
442 Rent of Vehicles (lease)	655			
490 Other	660			
500 Other Purchased Services				
513 Contracting of Bus Services	665			
519 Mileage in Lieu of Trans	670			
520 Insurance	675	5,255	7,311	10,000
590 Other Purchased Services	680			
600 Supplies				
626 Motor Fuel	685	8,630	2,710	10,000
680 Miscellaneous Supplies	690	2,654	0	5,000
730 Equip (including buses)	695			
800 Other	700			
2730 Vehicle Services & Maintenance Services				
100 Salaries				
120 NonCertified	705			
200 Employee Benefits				
210 Insurance	710			
220 Social Security	715			
290 Other	720			
300 Purchased Professional & Technical Serv	725			
400 Purchased Property Services	730			
500 Other Purchased Services	735			
700 Property (Equipment & Furnishings)	740			

SPECIAL EDUCATION		12 mo.	12 mo.	12 mo.
		Code 30 Line	2022-2023 Actual (1)	2023-2024 Actual (2)
EXPENDITURES				
800 Other	745			
2790 Other Student Transportation Services				
100 Salaries				
120 NonCertified	750			
200 Employee Benefits				
210 Insurance	755			
220 Social Security	760			
290 Other	765			
300 Purchased Professional & Technical Serv	770			
400 Purchased Property Services	775			
500 Other Purchased Services	780			
600 Supplies	785			
700 Property (Equipment & Furnishings)	790			
800 Other	795			
2900 Other Support Services				
100 Salaries				
110 Certified	860			
120 NonCertified	865			
200 Employee Benefits				
210 Insurance	870			
220 Social Security	873			
290 Other	880			
300 Purchased Professional & Technical Serv	885			
400 Purchased Property Services	890			
500 Other Purchased Services	895			
600 Supplies	900			
700 Property (Equipment & Furnishings)	905			
800 Other	910			
TOTAL EXPENDITURES*	~~~	1,778,090	1,831,839	2,614,000

*Goes to Budget Line 175.

COST OF LIVING	Code 33 Line	12 mo.	12 mo.	12 mo.
		2022-2023 Actual (1)	2023-2024 Actual (2)	2024-2025 Budget (3)
UNENCUMBERED CASH BALANCE JULY 1	01		0	0
Cancellation of Prior Year Encumbrances	03			
REVENUES				
1000 LOCAL SOURCES				
1110 Ad Valorem Tax Levied				
2021 \$	05			
2022 \$	10			
2023 \$	15		0	0
2024 \$	20			0
1140 Delinquent Tax	25			0
2000 COUNTY SOURCES				
2400 Motor Vehicle Tax (includes 16/20M Tax)	45			0
2450 Recreational Vehicle Tax	55			0
2460 Commercial Vehicle Tax	57			0
2800 In Lieu of Taxes IRBs/Rental Excise	60			0
RESOURCES AVAILABLE	70	0	0	0
EXPENDITURES				
5200 Transfer				
800 Other				
890 State Payment	75			
TOTAL EXPENDITURES & TRANSFERS	175	0	0	0
UNENCUMBERED CASH BALANCE JUNE 30	190	0	0	~~~~~
	195	TAX REQUIRED (Line 175 - Line 70)		0
	200	Delinquent Tax		0
	205	Amount of 2024 Tax to be Levied		0

Budget Line 175: should be the amount the USD is utilizing for Cost of Living weighting per KSA 72-5159.

CAREER & POSTSECONDARY EDUCATION	Code 34 Line	12 mo.	12 mo.	12 mo.
		2022-2023 Actual (1)	2023-2024 Actual (2)	2024-2025 Budget (3)
UNENCUMBERED CASH BALANCE JULY 1	01	113,659	109,220	67,087
Cancellation of Prior Year Encumbrances	03			
REVENUES				
1000 LOCAL SOURCES				
1300 Tuition				
1312 Individuals	05			
1315 Individual (Summer School)	15			
1320 Other School District/Govt Sources (in-state)	25			
1510 Interest on Idle Funds	35			
1700 Student Activities (reimbursement)	45			
1900 Other Revenue From Local Source				
1910 User Charges	55			
1940 Sale & Rent of Textbook	65			
1990 Miscellaneous	75	10,934	11,451	
3000 STATE SOURCES				
3225 CTE Transportation State Aid	80	6,115	0	10,800
3240 Other State Grant	90			
4000 FEDERAL SOURCES				
4530 Vocational Aid				
4531 Regular Aid	115			
4532 Special Project Aid	125			
4590 Other Federal Aid	130			
5000 OTHER				
5206 Transfer From General	135	256,658	225,572	250,000
5208 Transfer From Supplemental General	140	15,000	0	0
5253 Transfer From Contingency Reserve	145	0	0	~~~~~
RESOURCES AVAILABLE	170	402,366	346,243	327,887
TOTAL EXPENDITURES & TRANSFERS	175	293,146	279,156	327,887
UNENCUMBERED CASH BALANCE JUNE 30	190	109,220	67,087	0

CAREER & POSTSECONDARY EDUCATION	Code 34 Line	12 mo.	12 mo.	12 mo.
		2022-2023 Actual (1)	2023-2024 Actual (2)	2024-2025 Budget (3)
EXPENDITURES				
1000 Instruction				
100 Salaries				
110 Certified	210	172,378	178,948	200,000
120 NonCertified	215			
200 Employee Benefits				
210 Insurance (Employee)	220	39,035	39,961	45,000
220 Social Security	225	10,377	10,752	15,000
290 Other	230	614	775	1,000
300 Purchased Professional & Technical Serv	235			
400 Purchased Property Services	237			
500 Other Purchased Services				
560 Tuition				
561 Tuition/other State LEA's	240			
564 Payment to Vocational Education Coop	245			
590 Other	250	227		500
600 Supplies				

CAREER & POSTSECONDARY EDUCATION	Code	12 mo.	12 mo.	12 mo.
	34 Line	2022-2023 Actual (1)	2023-2024 Actual (2)	2024-2025 Budget (3)
EXPENDITURES				
610 General Supplemental (Teaching)	255	38,441	38,404	42,000
644 Textbooks	260			
650 Supplies (Technology Related)	263			
680 Miscellaneous Supplies	265			
700 Property (Equipment & Furnishings)	270	32,074	10,316	24,387
800 Other	275			
2100 Student Support Services				
100 Salaries				
110 Certified	280			
120 NonCertified	285			
200 Employee Benefits				
210 Insurance (Employee)	290			
220 Social Security	295			
290 Other	300			
300 Purchased Professional & Technical Serv	305			
400 Purchased Property Services	307			
500 Other Purchased Services	310			
600 Supplies	315			
700 Property (Equipment & Furnishings)	320			
800 Other	325			
2200 Instr Support Staff				
100 Salaries				
110 Certified	330			
120 NonCertified	335			
200 Employee Benefits				
210 Insurance (Employee)	340			
220 Social Security	345			
290 Other	350			
300 Purchased Professional & Technical Serv	355			
400 Purchased Property Services	357			
500 Other Purchased Services	360			
600 Supplies				
640 Books (not textbooks) & Periodicals	365			
650 Technology Supplies	370			
680 Miscellaneous Supplies	375			
700 Property (Equipment & Furnishings)	380			
800 Other	385			
2400 School Administration				
100 Salaries				
110 Certified	445			
120 NonCertified	450			
200 Employee Benefits				
210 Insurance (Employee)	455			
220 Social Security	460			
290 Other	465			
300 Purchased Professional & Technical Serv	470			
500 Other Purchased Services	475			
600 Supplies	480			
700 Property (Equipment & Furnishings)	485			
800 Other	490			
2500 Central Services				
100 Salaries				
110 Certified	590			
120 Non-Certified	595			
200 Employee Benefits				
210 Insurance	600			

CAREER & POSTSECONDARY EDUCATION	Code 34 Line	12 mo.	12 mo.	12 mo.
		2022-2023 Actual (1)	2023-2024 Actual (2)	2024-2025 Budget (3)
EXPENDITURES				
220 Social Security	605			
290 Other	610			
300 Purchased Professional & Technical Serv	615			
400 Purchased Property Services	620			
500 Other Purchased Services	625			
600 Supplies	630			
700 Property (Equipment & Furnishings)	635			
800 Other	640			
2600 Operations & Maintenance				
100 Salaries				
120 NonCertified	495			
200 Employee Benefits				
210 Insurance (Employee)	500			
220 Social Security	505			
290 Other	510			
300 Purchased Professional & Technical Serv	515			
400 Purchased Property Services				
411 Water/Sewer	520			
420 Cleaning	525			
430 Repairs & Maintenance	530			
440 Rentals	535			
490 Other	540			
500 Other Purchased Services	545			
600 Supplies				
610 General Supplies	550			
620 Energy				
621 Heating	555			
622 Electricity	560			
626 Motor Fuel (not schoolbus)	565			
629 Other	570			
680 Miscellaneous Supplies	575			
700 Property (Equipment & Furnishings)	580			
800 Other	585			
2700 Student Transportation Services				
120 NonCertified	586			
200 Employee Benefits	587			
500 Other Purchased Services				
513 Contracting of Bus Services	596			
520 Insurance	597			
626 Motor Fuel	588			
730 Equipment (including buses)	598			
800 Other	589			
2900 Other Support Services				
100 Salaries				
110 Certified	650			
120 NonCertified	655			
200 Employee Benefits				
210 Insurance	660			
220 Social Security	665			
290 Other	670			
300 Purchased Professional & Technical Serv	675			
400 Purchased Property Services	680			
500 Other Purchased Services	685			
600 Supplies	690			
700 Property (Equipment & Furnishings)	695			
800 Other	700			

CAREER & POSTSECONDARY EDUCATION	Code 34 Line	12 mo.	12 mo.	12 mo.
		2022-2023 Actual (1)	2023-2024 Actual (2)	2024-2025 Budget (3)
EXPENDITURES				
TOTAL EXPENDITURES*	---	293,146	279,156	327,887

*Goes to Budget Line 175.

GIFTS & GRANTS (monies not included in other funds)	Code 35 Line	12 mo.	12 mo.	12 mo.
		2022-2023 Actual (1)	2023-2024 Actual (2)	2024-2025 Budget (3)
UNENCUMBERED CASH BALANCE JULY 1	01	32,651	39,113	175,544
Cancellation of Prior Year Encumbrances	03			
REVENUES				
1700 Student Activities*				
1710 Admissions	10			
1790 Other Student Activity Income	20			
1900 Other Revenue From Local Sources*				
1920 Contributions & Donations	30	86,327	311,637	200,000
1930 City/County Sales Tax	32			
1990 Miscellaneous	35			
3000 STATE SOURCES				
3227 Mental Health (School Liaison)	40			
3228 Mental Health (Community Mental Health)	45			
3230 Safe & Secure Schools Grant	55			
3231 Pre-K Pilot Grant (CIF)	60			
3240 Other State Grant	70			
4000 FEDERAL SOURCES				
4585 Pre-K Pilot Grant (TANF)	80			
4587 Pre-K Pilot Grant (GEER)	85			
4589 Safe & Secure Schools Grant	87			
RESOURCES AVAILABLE	170	118,978	350,750	375,544
TOTAL EXPENDITURES	175	79,865	175,206	375,544
UNENCUMBERED CASH BALANCE JUNE 30	190	39,113	175,544	0

Note: The only monies reported on this form are funds administered at the district level.

*Include monetary gifts, private grants, and state grants that are administered by the Central Office.
Exclude activity funds administered at the building level or federal grants received by the school districts.

Examples of funds to include:

- Drug prevention grants from cities or counties
- Gifts from booster clubs
- Gifts from individuals
- Gifts from foundations
- Gifts from businesses (includes money from pop sales)
- Gifts/grants from other governmental units not included in the budget.

GIFTS & GRANTS (monies not included in other funds)	Code 35 Line	12 mo.	12 mo.	12 mo.
		2022-2023 Actual (1)	2023-2024 Actual (2)	2024-2025 Budget (3)
EXPENDITURES				
1000 Instruction				
100 Salaries				
110 Certified	210			108,544
120 NonCertified	215		3,180	50,000
200 Employee Benefits				
210 Insurance (Employee)	220			
220 Social Security	225		87	1,000
290 Other	230		3,001	3,000
300 Purchased Professional & Technical Serv	235			
400 Purchased Property Services	237			
500 Other Purchased Services				
560 Tuition				
561 Tuition/other State LEA's	240			
562 Tuition/other LEA's outside the State	245			
563 Tuition/Private Sources	250			

GIFTS & GRANTS (monies not included in other funds)	Code 35 Line	12 mo. 2022-2023 Actual (1)	12 mo. 2023-2024 Actual (2)	12 mo. 2024-2025 Budget (3)
EXPENDITURES				
590 Other	255			
600 Supplies				
610 General Supplemental (Teaching)	260	28,112	42,745	50,000
644 Textbooks	265		14,377	25,000
650 Supplies (Technology Related)	267			
680 Miscellaneous Supplies	270			
700 Property (Equipment & Furnishings)	275	39,089	100,745	100,000
800 Other	280	8,700	25	10,000
2000 Support Services				
2100 Student Support Services				
100 Salaries				
110 Certified	285			
120 NonCertified	290			
200 Employee Benefits				
210 Insurance (Employee)	295			
220 Social Security	300			
290 Other	305			
300 Purchased Professional & Technical Serv	310			
400 Purchased Property Services	313			
500 Other Purchased Services	315			
600 Supplies	320			
700 Property (Equipment & Furnishings)	325			
800 Other	330			
2200 Instr Support Staff				
100 Salaries				
110 Certified	335			
120 NonCertified	340			
200 Employee Benefits				
210 Insurance (Employee)	345			
220 Social Security	350			
290 Other	355			
300 Purchased Professional & Technical Serv	360			
400 Purchased Property Services	363			
500 Other Purchased Services	365	1,260	9,641	10,000
600 Supplies				
640 Books (not textbooks) and Periodicals	370			
650 Technology Supplies	375			
680 Miscellaneous Supplies	380	600	1,405	15,000
700 Property (Equipment & Furnishings)	385			
800 Other	390			
2300 General Administration				
100 Salaries				
110 Certified	395			
120 NonCertified	400			
200 Employee Benefits				
210 Insurance (Employee)	405			
220 Social Security	410			
290 Other	415			
300 Purchased Professional & Technical Serv	420			
400 Purchased Property Services	425			
500 Other Purchased Services				
520 Insurance	430			
530 Communications (Telephone, postage, etc.)	435			
590 Other	440			
600 Supplies	445			
700 Property (Equipment & Furnishings)	450			

GIFTS & GRANTS (monies not included in other funds)	Code 35 Line	12 mo.	12 mo.	12 mo.
		2022-2023 Actual (1)	2023-2024 Actual (2)	2024-2025 Budget (3)
EXPENDITURES				
800 Other	455			

GIFTS & GRANTS (monies not included in other funds)	Code 35 Line	12 mo. 2022-2023 Actual (1)	12 mo. 2023-2024 Actual (2)	12 mo. 2024-2025 Budget (3)
EXPENDITURES				
2400 School Administration				
100 Salaries				
110 Certified	460			
120 NonCertified	465			
200 Employee Benefits				
210 Insurance (Employee)	470			
220 Social Security	475			
290 Other	480			
300 Purchased Professional & Technical Serv	485			
400 Purchased Property Services	490			
500 Other Purchased Services				
530 Communications (Telephone, postage, etc.)	495			
590 Other	500			
600 Supplies	505			
700 Property (Equipment & Furnishings)	510			
800 Other	515			
2500 Central Services				
100 Salaries				
110 Certified	680			
120 Non-Certified	685			
200 Employee Benefits				
210 Insurance	690			
220 Social Security	695			
290 Other	700			
300 Purchased Professional & Technical Serv	705			
400 Purchased Property Services	710			
500 Other Purchased Services	715			
600 Supplies	720			
700 Property (Equipment & Furnishings)	725			
800 Other	730			
2600 Operations & Maintenance				
100 Salaries				
120 NonCertified	520			
200 Employee Benefits				
210 Insurance (Employee)	525			
220 Social Security	530			
290 Other	535			
300 Purchased Professional & Technical Serv	540			
400 Purchased Property Services				
411 Water/Sewer	545			
420 Cleaning	550			
430 Repairs & Maintenance	555			
440 Rentals	560			
460 Repair of Buildings	565			
490 Other	570			
500 Other Purchased Services				
520 Insurance	575			
590 Other	580			
600 Supplies				
610 General Supplies	585			
620 Energy				
621 Heating	590			
622 Electricity	595			
626 Motor Fuel (not schoolbus)	600			
629 Other	605			
680 Miscellaneous Supplies	610			

GIFTS & GRANTS (monies not included in other funds)	Code 35 Line	12 mo. 2022-2023 Actual (1)	12 mo. 2023-2024 Actual (2)	12 mo. 2024-2025 Budget (3)
EXPENDITURES				
700 Property (Equipment & Furnishings)	615			
800 Other	620			
2700 Student Transportation Services				
2710 Vehicle Operating Services				
100 Salaries				
120 NonCertified	625			
200 Employee Benefits				
210 Insurance	630			
220 Social Security	635			
290 Other	640			
442 Rent of Vehicles (lease)	645			
500 Other Purchased Services				
513 Contracting of Bus Services	650			
519 Mileage in Lieu of Trans	655			
520 Insurance	660			
626 Motor Fuel	665			
730 Equipment (including buses)	670			
800 Other	675			
2900 Other Support Services				
100 Salaries				
110 Certified	805			
120 NonCertified	810			
200 Employee Benefits				
210 Insurance	815			
220 Social Security	820			
290 Other	825			
300 Purchased Professional & Technical Serv	830			
400 Purchased Property Services	835			
500 Other Purchased Services	840			
600 Supplies	845			
700 Property (Equipment & Furnishings)	850			
800 Other	855			
3000 Operation of Noninstructional Services				
3100 Food Service Operation				
100 Salaries				
110 Certified	735			
120 NonCertified	740			
200 Employee Benefits				
210 Insurance	745			
220 Social Security	750			
290 Other	755			
500 Other Purchased Services				
520 Insurance	760			
570 Food Service Management	765			
590 Other Purchased Services	770			
600 Supplies				
630 Food & Milk	775			
680 Miscellaneous Supplies	780			
700 Property (Equipment & Furnishings)	785			
800 Other	790			
3300 Community Services Operations	795	2,104		3,000
4300 Architectural & Engineering Services	800			
4700 Building Improvements				
100 Salaries				
120 NonCertified	860			

GIFTS & GRANTS (monies not included in other funds)	Code 35 Line	12 mo. 2022-2023 Actual (1)	12 mo. 2023-2024 Actual (2)	12 mo. 2024-2025 Budget (3)
EXPENDITURES				
200 Fringe Benefits				
210 Insurance	865			
220 Social Security	870			
290 Other	875			
400 Outside Contractors	880			
4900 Other	885			
TOTAL EXPENDITURES*	~~~	79,865	175,206	375,544

*Goes to Budget Line 175.

SPECIAL LIABILITY EXPENSE	Code 42 Line	12 mo.	12 mo.	12 mo.	18 mo.
		2022-2023 Actual (1)	2023-2024 Actual (2)	2024-2025 Budget (3)	Financing Required (4)
UNENCUMBERED CASH BALANCE JULY 1	01		0	0	0
Cancellation of Prior Year Encumbrances	03				
REVENUES					
1000 LOCAL SOURCES					
1110 Ad Valorem Tax Levied					
2021 \$	05				
2022 \$	10				
2023 \$	15		0	0	0
2024 \$	20			0	
1140 Delinquent Tax	25			0	0
1510 Interest on Idle Funds	27				0
1900 Other Revenue From Local Source	30				0
July - December Estimate	35				
2000 COUNTY SOURCES					
2400 Motor Vehicle Tax (Includes 16/20M Tax)	40			0	0
July - December Estimate	45				0
2450 Recreational Vehicle Tax	50			0	0
July - December Estimate	55				0
2460 Commercial Vehicle Tax	56			0	0
July - December Estimate	57				0
2800 In Lieu of Taxes IRBs/Rental Excise	60			0	0
July - December Estimate	65				0
5000 OTHER					
5206 Transfer From General	70	0	0	0	0
July - December Estimate	75				
5208 Transfer From Supplemental General	80	0	0	0	0
July - December Estimate	85				
5253 Transfer From Contingency Reserve	90	0	0	~~~~~	~~~~~
RESOURCES AVAILABLE	100	0	0	0	0
EXPENDITURES					
2300 General Administration					
2310 Board of Education Services					
520 Insurance	105				
820 Judgments	110				
890 Other	115				
5200 TRANSFER TO:					
960 Special Reserve Fund	120	0	0	0	
TOTAL EXPENDITURES & TRANSFERS	175	0	0	0	0
July - December Estimate	180	~~~~~	~~~~~	~~~~~	
TOTAL OPERATING EXPENDITURE (18 MO)	185	~~~~~	~~~~~	~~~~~	0
UNENCUMBERED CASH BALANCE JUNE 30	190	0	0	0	~~~~~
	195	TAX REQUIRED (Line 185 minus Line 100)			0
	200	Delinquent Tax			0
	205	Amount of 2024 Tax to be Levied			0

SCHOOL RETIREMENT (USD 500 ONLY)	Code 44 Line	12 mo.	12 mo.	12 mo.	18 mo.
		2022-2023 Actual (1)	2023-2024 Actual (2)	2024-2025 Budget (3)	Financing Required (4)
UNENCUMBERED CASH BALANCE JULY 1	01		0	0	0
Cancellation of Prior Year Encumbrances	03				
REVENUES					
1000 LOCAL SOURCES					
1110 Ad Valorem Tax Levied					
2021 \$	05				
2022 \$	10				
2023 \$	15		0	0	0
2024 \$	20			0	
1140 Delinquent Tax	25			0	0
1510 Interest on Idle Funds	30				
2000 COUNTY SOURCES					
2400 Motor Vehicle Tax (Includes 16/20M Tax)	45			0	0
July - December Estimate	50				0
2450 Recreational Vehicle Tax	55			0	0
July - December Estimate	56				0
2460 Commercial Vehicle Tax	57			0	0
July - December Estimate	58				0
2800 In Lieu of Taxes IRBs/Rental Excise	60			0	0
July - December Estimate	65				0
RESOURCES AVAILABLE	70	0	0	0	0
EXPENDITURES					
1000 Instruction					
200 Employee Benefits					
230 Retirement Appropriation	75				
TOTAL EXPENDITURES	175	0	0	0	0
July - December Estimate	180	~~~~~	~~~~~	~~~~~	
TOTAL OPERATING EXPENDITURE (18 MO)	185	~~~~~	~~~~~	~~~~~	0
UNENCUMBERED CASH BALANCE JUNE 30	190	0	0	0	~~~~~
	195	TAX REQUIRED (Line 185 minus Line 70)			0
	200	Delinquent Tax			0
	205	Amount of 2024 Tax to be Levied			0

	Code 45 Line	12 mo. 2022-2023 Actual (1)	12 mo. 2023-2024 Actual (2)	12 mo. 2024-2025 Budget (3)
EXTRAORDINARY GROWTH FACILITIES				
UNENCUMBERED CASH BALANCE JULY 1	01		0	0
Cancellation of Prior Year Encumbrances	03			
REVENUES				
1000 LOCAL SOURCES				
1110 Ad Valorem Tax Levied				
2021 \$	05			
2022 \$	10			
2023 \$	15		0	0
2024 \$	20			0
1140 Delinquent Tax	25			0
2000 COUNTY SOURCES				
2400 Motor Vehicle Tax (Includes 16/20M Tax)	45			0
2450 Recreational Vehicle Tax	55			0
2460 Commercial Vehicle Tax	57			0
2800 In Lieu of Taxes IRBs/Rental Excise	60			0
RESOURCES AVAILABLE	70	0	0	0
EXPENDITURES				
5200 Transfer				
800 Other				
890 State Payment	75			0
TOTAL EXPENDITURES & TRANSFERS	175	0	0	0
UNENCUMBERED CASH BALANCE JUNE 30	190	0	0	~~~~~
	195	TAX REQUIRED (Line 175-Line 70)		0
	200	Delinquent Tax		0
	205	Amount of 2024 Tax to be Levied		0

Budget Line 175: should be the amount the USD is utilizing from the State Board of Tax Appeals approved for Ancillary New Facilities weighting per KSA 72-5158.

SPECIAL RESERVE	Code 47 Line	12 mo.	12 mo.	2024-2025
		2022-2023 Actual (1)	2023-2024 Actual (2)	Actual (3)
UNENCUMBERED CASH BALANCE JULY 1	01		0	0
Cancellation of Prior Year Encumbrances	03			
REVENUES				
1000 LOCAL SOURCES				
1510 Interest on Idle Funds	05			
1900 Other Revenue From Local Sources	07			
1961 Revenue From General	10			
1962 Revenue From Supplemental General	12			
1963 Revenue From Adult Education	15			
1964 Revenue From Adult Supplemental Education	20			
1965 Revenue From Bilingual Education	25			
1966 Revenue From Driver Training	30			
1967 Revenue From Extraordinary School	37			
1968 Revenue From Food Service	40			
1969 Revenue From Professional Development	45			
1970 Revenue From Parent Education	50			
1971 Revenue From Summer School	52			
1972 Revenue From Special Education	55			
1975 Revenue From Career and Postsecondary	65			
1977 Revenue From Federal Funds	71			
1978 Revenue From Contingency Reserve	72			
1979 Revenue From Special Liability Expense	75	0	0	
1980 Revenue From Preschool-Aged At-Risk	77			
1981 Revenue From At Risk (K-12)	78			
1982 Revenue From Virtual Education	79			
5000 OTHER				
5206 Transfer from General	80	0	0	
5208 Transfer from Supplemental General	81	0	0	
RESOURCES AVAILABLE	82	0	0	
EXPENDITURES				
210 Health Care Services	85			
211 Disability Income Benefits	90			
212 Group Life Insurance	95			
260 School Workers' Compensation	100			
520 Risk Management Insurance	105			
TOTAL EXPENDITURES & TRANSFERS	175	0	0	
UNENCUMBERED CASH BALANCE JUNE 30	190	0	0	

KPERs SPECIAL RETIREMENT CONTRIBUTION	Code 51 Line	12 mo.	12 mo.	12 mo.
		2022-2023 Actual (1)	2023-2024 Actual (2)	2024-2025 Budget (3)
UNENCUMBERED CASH BALANCE JULY 1	01	~~~~~	~~~~~	~~~~~
Cancellation of Prior Year Encumbrances	03	~~~~~	~~~~~	~~~~~
REVENUES				
3000 STATE SOURCES				
3221 KPERs	05	1,475,788	1,435,926	1,651,315
RESOURCES AVAILABLE	70	1,475,788	1,435,926	1,651,315
EXPENDITURES				
1000 Instruction				
200 Employee Benefits	75	1,054,451	1,025,969	1,111,111
2100 Student Support				
200 Employee Benefits	80	106,109	103,243	112,502
2200 Instructional Support				
200 Employee Benefits	85	46,634	45,375	50,913
2300 General Administration				
200 Employee Benefits	90	32,320	31,447	34,963
2400 School Administration				
200 Employee Benefits	95	101,682	98,936	108,376
2500 Central Services				
200 Employee Benefits	100	12,987	12,636	13,636
2600 Operations & Maintenance				
200 Employee Benefits	105	56,965	55,427	54,425
2700 Student Transportation Services				
200 Employee Benefits	110	29,959	29,149	32,064
2900 Other Support Services				
200 Employee Benefits	113			96,207
3000 Food Service				
200 Employee Benefits	115	34,681	33,744	37,118
TOTAL EXPENDITURES	175	1,475,788	1,435,926	1,651,315
UNENCUMBERED CASH BALANCE JUNE 30	190	~~~~~	~~~~~	~~~~~

	Code 53 Line	12 mo. 2022-2023 Actual (1)	12 mo. 2023-2024 Actual (2)	12 mo. 2024-2025 Budget (3)
CONTINGENCY RESERVE				
UNENCUMBERED CASH BALANCE JULY 1	01	1,425,780	1,425,780	1,584,041
Cancellation of Prior Year Encumbrances	03			
REVENUES				
5000 OTHER				
5206 Transfer From General	05	0	158,261	
RESOURCES AVAILABLE	170	1,425,780	1,584,041	
TOTAL EXPENDITURES & TRANSFERS	175	0	0	
UNENCUMBERED CASH BALANCE JUNE 30	190	1,425,780	1,584,041	

	Code 53 Line	12 mo. 2022-2023 Actual (1)	12 mo. 2023-2024 Actual (2)	12 mo. 2024-2025 Budget (3)
CONTINGENCY RESERVE				
EXPENDITURES				
1000 Instruction				
100 Salaries				
110 Certified	210			
120 NonCertified	215			
200 Employee Benefits				
210 Insurance (Employee)	220			
220 Social Security	225			
290 Other	230			
300 Purchased Professional & Technical Serv	235			
400 Purchased Property Services	237			
500 Other Purchased Services				
560 Tuition				
561 Tuition/other State LEA's	240			
562 Tuition/other LEA's outside the State	245			
563 Tuition/Private Sources	250			
590 Other	255			
600 Supplies				
610 General Supplemental (Teaching)	260			
644 Textbooks	265			
650 Supplies (Technology Related)	267			
680 Miscellaneous Supplies	270			
700 Property (Equipment & Furnishings)	275			
800 Other	280			
2000 Support Services				
2100 Student Support Services				
100 Salaries				
110 Certified	285			
120 NonCertified	290			
200 Employee Benefits				
210 Insurance (Employee)	295			
220 Social Security	300			
290 Other	305			
300 Purchased Professional & Technical Serv	310			
400 Purchased Property Services	313			
500 Other Purchased Services	315			
600 Supplies	320			
700 Property (Equipment & Furnishings)	325			
800 Other	330			

CONTINGENCY RESERVE	Code	12 mo.	12 mo.	12 mo.
	53 Line	2022-2023 Actual (1)	2023-2024 Actual (2)	2024-2025 Budget (3)
EXPENDITURES				
2200 Instr Support Staff				
100 Salaries				
110 Certified	335			
120 NonCertified	340			
200 Employee Benefits				
210 Insurance (Employee)	345			
220 Social Security	350			
290 Other	355			
300 Purchased Professional & Technical Serv	360			
400 Purchased Property Services	363			
500 Other Purchased Services	365			
600 Supplies				
640 Books (not textbooks) and Periodicals	370			
650 Technology Supplies	375			
680 Miscellaneous Supplies	380			
700 Property (Equipment & Furnishings)	385			
800 Other	390			
2300 General Administration				
100 Salaries				
110 Certified	395			
120 NonCertified	400			
200 Employee Benefits				
210 Insurance (Employee)	405			
220 Social Security	410			
290 Other	415			
300 Purchased Professional & Technical Serv	420			
400 Purchased Property Services	425			
500 Other Purchased Services				
520 Insurance	430			
530 Communications (Telephone, postage, etc.)	435			
590 Other	440			
600 Supplies	445			
700 Property (Equipment & Furnishings)	450			
800 Other	455			
2400 School Administration				
100 Salaries				
110 Certified	460			
120 NonCertified	465			
200 Employee Benefits				
210 Insurance (Employee)	470			
220 Social Security	475			
290 Other	480			
300 Purchased Professional & Technical Serv	485			
400 Purchased Property Services	490			
500 Other Purchased Services				
530 Communications (Telephone, postage, etc.)	495			
590 Other	500			
600 Supplies	505			
700 Property (Equipment & Furnishings)	510			
800 Other	515			
2500 Central Services				
100 Salaries				
110 Certified	625			
120 Non-Certified	630			

CONTINGENCY RESERVE	Code 53 Line	12 mo.	12 mo.	12 mo.
		2022-2023 Actual (1)	2023-2024 Actual (2)	2024-2025 Budget (3)
EXPENDITURES				
200 Employee Benefits				
210 Insurance	635			
220 Social Security	640			
290 Other	645			
300 Purchased Professional & Technical Serv	650			
400 Purchased Property Services	655			
500 Other Purchased Services	660			
600 Supplies	665			
700 Property (Equipment & Furnishings)	670			
800 Other	675			
2600 Operations & Maintenance				
100 Salaries				
120 NonCertified	520			
200 Employee Benefits				
210 Insurance (Employee)	525			
220 Social Security	530			
290 Other	535			
300 Purchased Professional & Technical Serv	540			
400 Purchased Property Services				
411 Water/Sewer	545			
420 Cleaning	550			
430 Repairs & Maintenance	555			
440 Rentals	560			
460 Repair of Buildings	565			
490 Other	570			
500 Other Purchased Services				
520 Insurance	575			
590 Other	580			
600 Supplies				
610 General Supplies	585			
620 Energy				
621 Heating	590			
622 Electricity	595			
626 Motor Fuel (not schoolbus)	600			
629 Other	605			
680 Miscellaneous Supplies	610			
700 Property (Equipment & Furnishings)	615			
800 Other	620			
2700 Student Transportation Serv				
2720 Supervision				
100 Salaries				
120 NonCertified	880			
200 Employee Benefits				
210 Insurance	882			
220 Social Security	884			
290 Other	886			
600 Supplies	888			
730 Equipment	890			
800 Other	892			
2710 Vehicle Operating Services				
100 Salaries				
120 NonCertified	894			
200 Employee Benefits				
210 Insurance	896			
220 Social Security	898			
290 Other	900			

CONTINGENCY RESERVE	Code 53 Line	12 mo.	12 mo.	12 mo.
		2022-2023 Actual (1)	2023-2024 Actual (2)	2024-2025 Budget (3)
EXPENDITURES				
442 Rent of Vehicles (lease)	902			
500 Other Purchased Services				
513 Contracting of Bus Services	904			
519 Mileage in Lieu of Trans	906			
520 Insurance	908			
626 Motor Fuel	910			
730 Equipment (Including Buses)	912			
800 Other	914			
2730 Vehicle Services& Maintenance Services				
100 Salaries				
120 NonCertified	916			
200 Employee Benefits				
210 Insurance	918			
220 Social Security	920			
290 Other	922			
300 Purchased Professional & Technical Serv	924			
400 Purchased Property Services	926			
500 Other Purchased Services	928			
600 Supplies	930			
730 Equipment	932			
800 Other	934			
2790 Other Student Transportation Services				
100 Salaries				
120 NonCertified	936			
200 Employee Benefits				
210 Insurance	938			
220 Social Security	940			
290 Other	942			
300 Purchased Professional & Technical Serv	944			
400 Purchased Property Services	946			
500 Other Purchased Services	948			
600 Supplies	950			
730 Equipment	952			
800 Other	954			
2900 Other Support Services				
100 Salaries				
110 Certified	825			
120 NonCertified	830			
200 Employee Benefits				
210 Insurance	835			
220 Social Security	840			
290 Other	845			
300 Purchased Professional & Technical Serv	850			
400 Purchased Property Services	855			
500 Other Purchased Services	860			
600 Supplies	865			
700 Property (Equipment & Furnishings)	870			
800 Other	875			
3300 Community Services Operations	680			
5200 TRANSFER TO:				
932 Adult Education	730			
934 Adult Suppl Education	735			
936 Bilingual Education	740			
937 Virtual Education	745			
940 Driver Training	750			
943 Extraordinary School Prog	757			

CONTINGENCY RESERVE	Code	12 mo.	12 mo.	12 mo.
	53 Line	2022-2023 Actual (1)	2023-2024 Actual (2)	2024-2025 Budget (3)
EXPENDITURES				
944 Food Service	760			
946 Professional Development	765			
948 Parent Education Program	770			
949 Summer School	773			
950 Special Education	775			
954 Career and Postsecondary Education	790			
963 Special Liability Expense Fund	800			
974 Textbook & Student Material Revolving	805			
976 Preschool-Aged At-Risk	810			
978 At-Risk Education Fund	815			
980 Supplemental General Fund	820			
TOTAL EXPENDITURES & TRANSFERS*	~~~	0	0	0

*Goes to Budget Line 175.

TEXTBOOK & STUDENT MATERIAL REVOLVING	Code 55 Line	12 mo.	12 mo.	12 mo.
		2022-2023 Actual (1)	2023-2024 Actual (2)	2024-2025 Budget (3)
UNENCUMBERED CASH BALANCE JULY 1	01	113,662	50,779	60,286
Cancellation of Prior Year Encumbrances	03			
REVENUES				
1000 LOCAL SOURCES				
1510 Interest on Idle Funds	04			
1740 Fees (Rental)	05			
1911 Fines	10			
1942 Rental Fees & Books	15	45,722	31,881	
1990 Miscellaneous	20	28,816	35,623	
4000 FEDERAL SOURCES				
4590 Other Federal Aid	22			
5000 OTHER				
5206 Transfer From General	25	0	0	
5208 Transfer From Supplemental General	30	0	0	
5253 Transfer From Contingency Reserve	35	0	0	
RESOURCES AVAILABLE	40	188,200	118,283	
EXPENDITURES				
1000 Instruction				
600 Supplies				
644 Textbooks	75	107,368	26,477	
645 Workbooks	80			
646 Repairing Textbooks	85			
649 Other Materials & Supplies	90	30,053	31,520	
650 Supplies (Technology Related)	93			
2200 Support Services				
680 Miscellaneous Supplies				
681 Special Clothing & Towels	95			
682 Musical Instruments	100			
683 Other Material & Supplies	105			
684 Other	110			
TOTAL EXPENDITURES & TRANSFERS	175	137,421	57,997	
UNENCUMBERED CASH BALANCE JUNE 30	190	50,779	60,286	

ACTIVITY FUND	Code 56 Line	12 mo.	12 mo.	12 mo.
		2022-2023 Actual (1)	2023-2024 Actual (2)	2024-2025 Budget (3)
UNENCUMBERED CASH BALANCE JULY 1	01	204,143	228,591	206,361
Cancellation of Prior Year Encumbrances	03			
REVENUES				
1000 LOCAL SOURCES				
1710 Admissions/Gate Receipts	50	50,749	43,910	
1730 Student Organization Membership Dues	15			
1790 Other Student Activity Income	55	205,832	305,769	
1900 Other Revenue From Local Source				
1980 Reimbursements	60	636	1,548	
RESOURCES AVAILABLE	170	461,360	579,818	
TOTAL EXPENDITURES	175	232,769	373,457	
UNENCUMBERED CASH BALANCE JUNE 30	190	228,591	206,361	~~~~~

In accordance with 72-1178, all monies received from the sale of admissions to activities which the school district sponsors shall be credited to school activity funds in accordance with policies and procedures adopted by the board of education. Such monies shall not be considered to be monies of the school district for the purposes of K.S.A. 72-1136, and amendments thereto.

The term "activities" means activities, events, and competitions in such fields as athletics, music, forensics, and dramatics, and other interschool or intraschool extracurricular activities in which pupils may participate directly or indirectly.

This does not include student organizations or clubs.

ACTIVITY FUND	Code 56 Line	12 mo.	12 mo.	12 mo.
		2022-2023 Actual (1)	2023-2024 Actual (2)	2024-2025 Budget (3)
EXPENDITURES				
1000 Instruction				
100 Salaries				
110 Certified	210			
120 NonCertified	215			
200 Employee Benefits				
210 Insurance (Employee)	220			
220 Social Security	225			
290 Other	230			
300 Purchased Professional and Tech Services	232	30,397	27,918	
600 Supplies	235	120,863	164,268	
700 Property (Equipment & Furnishings)	240	258	1,701	
800 Other	245	81,251	179,570	
2700 Student Transportation Serv				
100 Salaries				
120 NonCertified	250			
200 Employee Benefits				
210 Insurance	255			
220 Social Security	260			
290 Other	265			
600 Supplies	270			
730 Equipment	275			
800 Other	280			
TOTAL EXPENDITURES*	---	232,769	373,457	~~~~~

*Goes to Budget Line 175.

BOND & INTEREST #1	Code 62 Line	12 mo.	12 mo.	12 mo.	18 mo.
		2022-2023 Actual (1)	2023-2024 Actual (2)	2024-2025 Budget (3)	Financing Required (4)
UNENCUMBERED CASH BALANCE JULY 1	01	651,153	407,267	505,940	505,940
REVENUES					
1000 LOCAL SOURCES					
1110 Ad Valorem Tax Levied					
2021 \$	05	5,964			
2022 \$	10	212,173	6,988		
2023 \$	15		124,698	3,569	3,569
2024 \$	20			223,026	
1140 Delinquent Tax	25	2,197	1,700	1,320	1,979
1510 Interest on Idle Funds	30				0
July - December Estimate	35				
1900 Other Revenue From Local Source	40				0
July - December Estimate	45				
2000 COUNTY SOURCES					
2400 Motor Vehicle Tax (Includes 16/20M Tax)	55	17,130	17,590	15,731	15,731
July - December Estimate	60				7,866
2450 Recreational Vehicle Tax	65	300	324	296	296
July - December Estimate	66				148
2460 Commercial Vehicle Tax	67	1,130	1,288	1,064	1,064
July - December Estimate	68				532
2800 In Lieu of Taxes IRBs/Rental Excise	70	7	6	0	0
July - December Estimate	72				0
3000 STATE SOURCES					
3217 State Aid (prior July 1, 2015)	76	463,854	56,121	60,142	60,142
July - December Estimate*	77				
3217 State Aid (after 7/1/15 and prior 6/30/17)	78			0	0
July - December Estimate*	79				
3217 State Aid (after 7/1/17 and before 6/30/22)	83			0	0
July - December Estimate*	84				
3217 State Aid (after 7/1/22)	86			0	0
July - December Estimate*	87				
5000 OTHER FINANCING SOURCES					
5140 Federal Tax Credit	80			0	0
July - December Estimate*	81				
RESOURCES AVAILABLE	82	1,353,908	615,982	811,088	597,267
EXPENDITURES					
5100 DEBT SERVICE					
832 Interest	85	101,641	80,042	79,349	
890 Bond Fees	90				
831 Principal	95	845,000	30,000	30,000	
TOTAL EXPENDITURES	100	946,641	110,042	109,349	109,349
832 Interest Due July-December	105				39,501
890 Bond Fees July-December	110				
831 Principal Due July-December	115				330,000
990 Cash Basis Reserve	120				350,000
TOTAL OPERATING EXPENDITURE (18 MO)	185				828,850
UNENCUMBERED CASH BALANCE JUNE 30	190	407,267	505,940	701,739	~~~~~
	195				231,583
	200				6,947
	205				238,530

Budget Line 30: Interest on Bond Proceeds only. Interest earned from the ad valorem must be deposited to any categorical fund.

*July - December estimate must be entered manually.

Note: Use this form only if bond issues have levies based on different assessed valuations.

BOND & INTEREST #2	Code 63 Line	12 mo.	12 mo.	12 mo.	18 mo.
		2022-2023 Actual (1)	2023-2024 Actual (2)	2024-2025 Budget (3)	Financing Required (4)
UNENCUMBERED CASH BALANCE JULY 1	01		0	0	0
REVENUES					
1000 LOCAL SOURCES					
1110 Ad Valorem Tax Levied					
2021 \$	05				
2022 \$	10				
2023 \$	15		0	0	0
2024 \$	20			0	
1140 Delinquent Tax	25			0	0
1510 Interest on Idle Funds	30				0
July - December Estimate	35				
1900 Other Revenue From Local Source	40				0
July - December Estimate	45				
2000 COUNTY SOURCES					
2400 Motor Vehicle Tax (Includes 16/20M Tax)	55			0	0
July - December Estimate	60				0
2450 Recreational Vehicle Tax	65			0	0
July - December Estimate	66				0
2460 Commercial Vehicle Tax	67			0	0
July - December Estimate	68				0
2800 In Lieu of Taxes IRBs/Rental Excise	70			0	0
July - December Estimate	72				0
3000 STATE SOURCES					
3217 State Aid (prior 7/1/15)	76			0	0
July - December Estimate *	77				
3217 State Aid (after 7/1/15 and prior 6/30/17)	78			0	0
July - December Estimate *	79				
3217 State Aid (after 7/1/17 and prior 6/30/22)	83			0	0
July - December Estimate *	84				
3217 State Aid (after 7/1/22)	86			0	0
July - December Estimate *	87				
5000 OTHER FINANCING SOURCES					
5140 Federal Tax Credit	80			0	0
July - December Estimate*	81				
RESOURCES AVAILABLE	82	0	0	0	0
EXPENDITURES					
5100 DEBT SERVICE					
832 Interest	85				
890 Bond Fees	90				
831 Principal	95				
TOTAL EXPENDITURES	100	0	0	0	0
832 Interest Due July-December	105				
890 Bond Fees July-December	110				
831 Principal Due July-December	115				
990 Cash Basis Reserve	120				
TOTAL OPERATING EXPENDITURE (18 MO)	185				0
UNENCUMBERED CASH BALANCE JUNE 30	190	0	0	0	~~~~~
	195	TAX REQUIRED (Line 185 minus Line 82)			0
	200	Delinquent Tax			0
	205	Amount of 2024 Tax to be Levied			0

Budget Line 30: Interest on Bond Proceeds only. Interest earned from the ad valorem must be deposited to any categorical fund.

*July - December estimate must be entered manually.

NO FUND WARRANT	Code 66 Line	12 mo.	12 mo.	12 mo.	18 mo.
		2022-2023 Actual (1)	2023-2024 Actual (2)	2024-2025 Budget (3)	Financing Required (4)
UNENCUMBERED CASH BALANCE JULY 1	01		0	0	0
REVENUES					
1000 LOCAL SOURCES					
1110 Ad Valorem Tax Levied					
2021 \$	05				
2022 \$	10				
2023 \$	15		0	0	0
2024 \$	20			0	
1140 Delinquent Tax	25			0	0
1900 Other Revenue From Local Source	30				0
July - December Estimate	35				
2000 COUNTY SOURCES					
2400 Motor Vehicle Tax (Includes 16/20M Tax)	45			0	0
July - December Estimate	50				0
2450 Recreational Vehicle Tax	55			0	0
July - December Estimate	56				0
2460 Commercial Vehicle Tax	57			0	0
July - December Estimate	58				0
2800 In Lieu of Taxes IRBs/Rental Excise	60			0	0
July - December Estimate	65				0
RESOURCES AVAILABLE	70	0	0	0	0
EXPENDITURES					
5100 DEBT SERVICE					
832 Interest	75				
831 Principal	80				
TOTAL EXPENDITURES	85	0	0	0	0
832 Interest Due July - December	90				
831 Principal Due July - December	95				
TOTAL OPERATING EXPENDITURE (18 MO)	185				0
UNENCUMBERED CASH BALANCE JUNE 30	190	0	0	0	~~~~~
	195	TAX REQUIRED (Line 185 minus Line 70)			0
	200	Delinquent Tax			0
	205	Amount of 2024 Tax to be Levied			0

SPECIAL ASSESSMENT	Code 67 Line	12 mo.	12 mo.	12 mo.	18 mo.
		2022-2023 Actual (1)	2023-2024 Actual (2)	2024-2025 Budget (3)	Financing Required (4)
UNENCUMBERED CASH BALANCE JULY 1	01		0	0	0
REVENUES					
1000 LOCAL SOURCES					
1110 Ad Valorem Tax Levied					
2021 \$	05				
2022 \$	10				
2023 \$	15		0	0	0
2024 \$	20			0	
1140 Delinquent Tax	25			0	0
1900 Other Revenue From Local Source	30				0
July - December Estimate	35				
2000 COUNTY SOURCES					
2400 Motor Vehicle Tax (Includes 16/20M Tax)	45			0	0
July - December Estimate	50				0
2450 Recreational Vehicle Tax	55			0	0
July - December Estimate	56				0
2460 Commercial Vehicle Tax	57			0	0
July - December Estimate	58				0
2800 In Lieu of Taxes IRBs/Rental Excise	60			0	0
July - December Estimate	65				0
RESOURCES AVAILABLE	70	0	0	0	0
EXPENDITURES					
4000 FACILITIES ACQUISITION					
4200 Site Improvement Services	75				
TOTAL EXPENDITURES	175	0	0	0	0
July - December Estimate	180				
TOTAL OPERATING EXPENDITURE (18 MO)	185				0
UNENCUMBERED CASH BALANCE JUNE 30	190	0	0	0	~~~~~
	195	TAX REQUIRED (Line 185 minus Line 70)			0
	200	Delinquent Tax			0
	205	Amount of 2024 Tax to be Levied			0

TEMPORARY NOTE (KSA 72-5457)	Code 68 Line	12 mo.	12 mo.	12 mo.	18 mo.
		2022-2023 Actual (1)	2023-2024 Actual (2)	2024-2025 Budget (3)	Financing Required (4)
UNENCUMBERED CASH BALANCE JULY 1	01		0	0	0
REVENUES					
1000 LOCAL SOURCES					
1110 Ad Valorem Tax Levied					
2021 \$	05				
2022 \$	10				
2023 \$	15		0	0	0
2024 \$	20			0	
1140 Delinquent Tax	25			0	0
1510 Interest on Idle Funds	30				
1900 Other Revenue From Local Source	40				0
July - December Estimate	45				
2000 COUNTY SOURCES					
2400 Motor Vehicle Tax	55			0	0
July - December Estimate	60				0
2450 Recreational Vehicle Tax	65			0	0
July - December Estimate	66				0
2460 Commercial Vehicle Tax	67			0	0
July - December Estimate	68				0
2800 In Lieu of Taxes IRBs/Rental Excise	70			0	0
July - December Estimate	75				0
RESOURCES AVAILABLE	80	0	0	0	0
EXPENDITURES					
5100 DEBT SERVICE					
832 Interest	85				
831 Principal	90				
TOTAL EXPENDITURES	95	0	0	0	0
832 Interest Due July - December	100				
831 Principal Due July - December	105				
TOTAL OPERATING EXPENDITURE (18 MO)	185				0
UNENCUMBERED CASH BALANCE JUNE 30	190	0	0	0	~~~~~
	195	TAX REQUIRED (Line 185 minus Line 80)			0
	200	Delinquent Tax			0
	205	Amount of 2024 Tax to be Levied			0

Budget Line 30: Interest on temporary notes only.

SPECIAL EDUCATION COOP (sponsoring district only)	Code 78 Line	12 mo.	12 mo.	12 mo.
		2022-2023 Actual (1)	2023-2024 Actual (2)	2024-2025 Budget (3)
UNENCUMBERED CASH BALANCE JULY 1	01	1,906,438	2,238,489	2,458,543
Cancellation of Prior Year Encumbrances	03			
REVENUES				
1000 LOCAL SOURCES				
1320 Payment from Other Districts/Govt Sources	05	3,859,056	4,055,697	4,200,000
1510 Interest on Idle Funds	15	6,226	14,686	20,000
1900 Other Revenue From Local Source	25	64,090	5,509	50,000
3000 STATE SOURCES				
3211 Deaf/Blind	45			
4000 FEDERAL SOURCES				
4560 Aid Regular*	55	882,827	786,691	820,000
4570 Medicaid	60	231,583	260,568	260,000
4590 Other Reserve Grants in Aid	65			
RESOURCES AVAILABLE	170	6,950,220	7,361,640	7,808,543
TOTAL EXPENDITURES	175	4,711,731	4,903,097	7,808,543
UNENCUMBERED CASH BALANCE JUNE 30	190	2,238,489	2,458,543	0

Budget Line 55: Includes IDEA Title VI-B allocations.

SPECIAL EDUCATION COOP (sponsoring district only)	Code 78 Line	12 mo.	12 mo.	12 mo.
		2022-2023 Actual (1)	2023-2024 Actual (2)	2024-2025 Budget (3)
EXPENDITURES				
1000 Instruction				
100 Salaries				
110 Certified	210	1,477,918	1,382,392	1,600,000
120 NonCertified	215	1,116,467	1,137,148	1,400,000
200 Employee Benefits				
210 Insurance (Employee)	220	490,716	533,901	700,000
220 Social Security	225	183,690	176,548	250,000
290 Other	230	92,621	115,172	160,000
300 Purchased Professional & Technical Serv	235	21,008	358,697	400,000
400 Purchased Property Services	237			
500 Other Purchased Services				
560 Tuition				
561 Tuition/other State LEA's	240			
563 Tuition/Private Sources	245			
590 Other	250	39,962	33,436	50,000
600 Supplies				
610 General Supplemental (Teaching)	255	66,000	16,627	50,000
644 Textbooks	260			
650 Supplies (Technology Related)	263			
680 Miscellaneous Supplies	265			
700 Property (Equipment & Furnishings)	270	6,205		1,192,493
800 Other	275			
2000 Support Services				
2100 Student Support Services				
100 Salaries				
110 Certified	280	587,676	595,237	850,000
120 NonCertified	285	3,050		

SPECIAL EDUCATION COOP (sponsoring district only)	Code 78 Line	12 mo. 2022-2023 Actual (1)	12 mo. 2023-2024 Actual (2)	12 mo. 2024-2025 Budget (3)
EXPENDITURES				
200 Employee Benefits				
210 Insurance (Employee)	290	72,011	54,616	125,000
220 Social Security	295	41,749	42,886	100,000
290 Other	300	2,430	3,315	10,000
300 Purchased Professional & Technical Serv	305	61,349	55,136	100,000
400 Purchased Property Services	307			
500 Other Purchased Services	310	37,702	41,669	100,000
600 Supplies	315	2,940	6,105	25,000
700 Property (Equipment & Furnishings)	320		1,742	10,000
800 Other	325			
2200 Instr Support Staff				
100 Salaries				
110 Certified	330			
120 NonCertified	335			
200 Employee Benefits				
210 Insurance (Employee)	340			
220 Social Security	345			
290 Other	350			
300 Purchased Professional & Technical Serv	355			
400 Purchased Property Services	357			
500 Other Purchased Services	360	12,501	1,252	15,000
600 Supplies				
640 Books (not textbooks) and Periodicals	365			
650 Technology Supplies	370			
680 Miscellaneous Supplies	375	6,794	4,989	15,000
700 Property (Equipment & Furnishings)	380			
800 Other	385			
2300 General Administration				
2330 Special Area Admin Services				
100 Salaries				
110 Certified	390			
120 NonCertified	395			
200 Employee Benefits				
210 Insurance (Employee)	400			
220 Social Security	405			
290 Other	410			
300 Purchased Professional & Technical Serv	415			
400 Purchased Property Services	420			
500 Other Purchased Services	425			
600 Supplies	430			
700 Property (Equipment & Furnishings)	435			
800 Other	440			
2400 School Administration				
100 Salaries				
110 Certified	445	119,302	115,635	195,000
120 NonCertified	450	169,092	106,338	150,000
200 Employee Benefits				
210 Insurance (Employee)	455	26,392	23,956	50,000
220 Social Security	460	17,260	16,761	50,000
290 Other	465	2,577	2,794	5,000
300 Purchased Professional & Technical Serv	470	22,147	48,408	75,000
500 Other Purchased Services	475	17,322	10,696	50,000
600 Supplies	480	4,437	11,728	50,000
700 Property (Equipment & Furnishings)	485	2,392		10,000
800 Other	490	330	1,855	10,000

SPECIAL EDUCATION COOP (sponsoring district only)	Code 78 Line	12 mo.	12 mo.	12 mo.
		2022-2023 Actual (1)	2023-2024 Actual (2)	2024-2025 Budget (3)
EXPENDITURES				
2500 Central Services				
100 Salaries				
110 Certified	795			
120 Non-Certified	800			
200 Employee Benefits				
210 Insurance	805			
220 Social Security	810			
290 Other	815			
300 Purchased Professional & Technical Serv	820			
400 Purchased Property Services	825			
500 Other Purchased Services	830			
600 Supplies	835			
700 Property (Equipment & Furnishings)	840			
800 Other	845			
2600 Operations & Maintenance				
100 Salaries				
120 NonCertified	495			
200 Employee Benefits				
210 Insurance (Employee)	500			
220 Social Security	505			
290 Other	510			
300 Purchased Professional & Technical Serv	515			
400 Purchased Property Services				
411 Water/Sewer	520	313	312	550
420 Cleaning	525	595	781	2,000
430 Repairs & Maintenance	530	6,600	2,776	8,000
440 Rentals	535			
490 Other	540			
500 Other Purchased Services	545			
600 Supplies				
610 General Supplies	550	183	189	500
620 Energy				
621 Heating	555			
622 Electricity	560			
626 Motor Fuel (not school bus)	565			
629 Other	570			
680 Miscellaneous Supplies	575			
700 Property (Equipment & Furnishings)	580			
800 Other	585			
2700 Student Transportation Serv				
2720 Supervision				
100 Salaries				
120 NonCertified	590			
200 Employee Benefits				
210 Insurance	595			
220 Social Security	600			
290 Other	605			
400 Purchased Property Services	610			
600 Supplies	615			
700 Property (Equipment & Furnishings)	620			
800 Other	625			
2710 Vehicle Operating Services				
100 Salaries				
120 NonCertified	630			
200 Employee Benefits				
210 Insurance	635			

SPECIAL EDUCATION COOP (sponsoring district only)	Code 78 Line	12 mo. 2022-2023 Actual (1)	12 mo. 2023-2024 Actual (2)	12 mo. 2024-2025 Budget (3)
EXPENDITURES				
220 Social Security	640			
290 Other	645			
400 Purchased Property Services				
442 Rent of Vehicles (lease)	650			
490 Other	655			
500 Other Purchased Services				
513 Contracting of Bus Services	660			
519 Mileage in Lieu of Trans	665			
520 Insurance	670			
590 Other Purchased Services	675			
600 Supplies				
626 Motor Fuel	680			
680 Miscellaneous Supplies	685			
730 Equip (Including Buses)	690			
800 Other	695			
2730 Vehicle Services& Maintenance Services				
100 Salaries				
120 NonCertified	700			
200 Employee Benefits				
210 Insurance	705			
220 Social Security	710			
290 Other	715			
300 Purchased Professional & Technical Serv	720			
400 Purchased Property Services	725			
500 Other Purchased Services	730			
700 Property (Equipment & Furnishings)	735			
800 Other	740			
2790 Other Student Transportation Services				
100 Salaries				
120 NonCertified	745			
200 Employee Benefits				
210 Insurance	750			
220 Social Security	755			
290 Other	760			
300 Purchased Professional and Technical Serv	765			
400 Purchased Property Services	770			
500 Other Purchased Services	775			
600 Supplies	780			
700 Property (Equipment & Furnishings)	785			
800 Other	790			
2900 Other Support Services				
100 Salaries				
110 Certified	850			
120 NonCertified	855			
200 Employee Benefits				
210 Insurance	860			
220 Social Security	865			
290 Other	870			
300 Purchased Professional & Technical Serv	875			
400 Purchased Property Services	880			
500 Other Purchased Services	885			
600 Supplies	890			
700 Property (Equipment & Furnishings)	895			
800 Other	900			
TOTAL EXPENDITURES*	---	4,711,731	4,903,097	7,808,543

*Goes to Budget Line 175.

HISTORICAL MUSEUM	Code 80 Line	12 mo.	12 mo.	12 mo.	18 mo.
		2022-2023 Actual (1)	2023-2024 Actual (2)	2024-2025 Budget (3)	Financing Required (4)
UNENCUMBERED CASH BALANCE JULY 1	01		0	0	0
Cancellation of Prior Year Encumbrances	03				
REVENUES					
1000 LOCAL SOURCES					
1110 Ad Valorem Tax Levied					
2021 \$	05				
2022 \$	10				
2023 \$	15		0	0	0
2024 \$	20			0	
1140 Delinquent Tax	25			0	0
1900 Other Revenue From Local Source	30				0
July - December Estimate	35				
2000 COUNTY SOURCES					
2400 Motor Vehicle Tax (includes 16/20M Tax)	45			0	0
July - December Estimate	50				0
2450 Recreational Vehicle Tax	55			0	0
July - December Estimate	56				0
2460 Commercial Vehicle Tax	57			0	0
July - December Estimate	58				0
2800 In Lieu of Taxes IRBs/Rental Excise	60			0	0
July - December Estimate	65				0
RESOURCES AVAILABLE	70	0	0	0	0
EXPENDITURES					
3300 Community Service Operations	75				
TOTAL EXPENDITURES	175	0	0	0	0
July - December Estimate	180				
TOTAL OPERATING EXPENDITURE (18 MO)	185				0
UNENCUMBERED CASH BALANCE JUNE 30	190	0	0	0	~~~~~
	195	TAX REQUIRED (Line 185 minus Line 70)			0
	200	Delinquent Tax			0
	205	Amount of 2024 Tax to be Levied			0

PUBLIC LIBRARY BOARD (only USD 446 & 500)	Code 82 Line	12 mo.	12 mo.	12 mo.	18 mo.
		2022-2023 Actual (1)	2023-2024 Actual (2)	2024-2025 Budget (3)	Financing Required (4)
UNENCUMBERED CASH BALANCE JULY 1	01		0	0	0
Cancellation of Prior Year Encumbrances	03				
REVENUES					
1000 LOCAL SOURCES					
1110 Ad Valorem Tax Levied					
2021 \$	05				
2022 \$	10				
2023 \$	15		0	0	0
2024 \$	20			0	
1140 Delinquent Tax	25			0	0
1900 Other Revenue From Local Source	30				0
July - December Estimate	35				
2000 COUNTY SOURCES					
2400 Motor Vehicle Tax (Includes 16/20M Tax)	45			0	0
July - December Estimate	50				0
2450 Recreational Vehicle Tax	55			0	0
July - December Estimate	56				0
2460 Commercial Vehicle Tax	57			0	0
July - December Estimate	58				0
2800 In Lieu of Taxes IRBs/Rental Excise	60			0	0
July - December Estimate	65				0
RESOURCES AVAILABLE	70	0	0	0	0
EXPENDITURES					
3300 Community Service Operations	75				
TOTAL EXPENDITURES	175	0	0	0	0
July - December Estimate	180				
TOTAL OPERATING EXPENDITURE (18 MO)	185				0
UNENCUMBERED CASH BALANCE JUNE 30	190	0	0	0	~~~~~
	195	TAX REQUIRED (Line 185 minus Line 70)			0
	200	Delinquent Tax			0
	205	Amount of 2024 Tax to be Levied			0

PUBLIC LIBRARY BOARD EMPLOYEE BENEFITS (only USD 446 & 500)	Code 83 Line	12 mo.	12 mo.	12 mo.	18 mo.
		2022-2023 Actual (1)	2023-2024 Actual (2)	2024-2025 Budget (3)	Financing Required (4)
UNENCUMBERED CASH BALANCE JULY 1	01		0	0	0
Cancellation of Prior Year Encumbrances	03				
REVENUES					
1000 LOCAL SOURCES					
1110 Ad Valorem Tax Levied					
2021 \$	05				
2022 \$	10				
2023 \$	15		0	0	0
2024 \$	20			0	
1140 Delinquent Tax	25			0	0
1900 Other Revenue From Local Source	30				0
July - December Estimate	35				
2000 COUNTY SOURCES					
2400 Motor Vehicle Tax (Includes 16/20M Tax)	45			0	0
July - December Estimate	50				0
2450 Recreational Vehicle Tax	55			0	0
July - December Estimate	56				0
2460 Commercial Vehicle Tax	57			0	0
July - December Estimate	58				0
2800 In Lieu of Taxes IRBs/Rental Excise	60			0	0
July - December Estimate	65				0
RESOURCES AVAILABLE	70	0	0	0	0
EXPENDITURES					
3300 Community Service Operations	75				
TOTAL EXPENDITURES	175	0	0	0	0
July - December Estimate	180				
TOTAL OPERATING EXPEND (18 MO)	185				0
UNENCUMBERED CASH BALANCE JUNE 30	190	0	0	0	~~~~~
	195	TAX REQUIRED (Line 185 minus Line 70)			0
	200	Delinquent Tax			0
	205	Amount of 2024 Tax to be Levied			0

RECREATION COMMISSION	Code 84 Line	12 mo.	12 mo.	12 mo.	18 mo.
		2022-2023 Actual (1)	2023-2024 Actual (2)	2024-2025 Budget (3)	Financing Required (4)
UNENCUMBERED CASH BALANCE JULY 1	01		0	0	0
Cancellation of Prior Year Encumbrances	03				
REVENUES					
1000 LOCAL SOURCES					
1110 Ad Valorem Tax Levied					
2021 \$	05				
2022 \$	10				
2023 \$	15		0	0	0
2024 \$	20			0	
1140 Delinquent Tax	25			0	0
1900 Other Revenue From Local Source	30				0
July - December Estimate	35				
2000 COUNTY SOURCES					
2400 Motor Vehicle Tax (Includes 16/20M Tax)	45			0	0
July - December Estimate	50				0
2450 Recreational Vehicle Tax	55			0	0
July - December Estimate	56				0
2460 Commercial Vehicle Tax	57			0	0
July - December Estimate	58				0
2800 In Lieu of Taxes IRBs/Rental Excise	60			0	0
July - December Estimate	65				0
RESOURCES AVAILABLE	70	0	0	0	0
EXPENDITURES					
3300 Community Service Operations	75				
TOTAL EXPENDITURES	175	0	0	0	0
July - December Estimate	180				
TOTAL OPERATING EXPENDITURE (18 MO)	185				0
UNENCUMBERED CASH BALANCE JUNE 30	190	0	0	0	~~~~~
<i>Budget Line 20: If the USD levies for a Recreation Commission you must have a copy of the adopted Recreation Commission budget.</i>	195	TAX REQUIRED (Line 185 minus Line 70)			0
	200	Delinquent Tax			0
	205	Amount of 2024 Tax to be Levied			0

RECREATION COMMISSION EMPLOYEE BENEFITS & SPECIAL LIABILITY	Code 86 Line	12 mo.	12 mo.	12 mo.	18 mo.
		2022-2023 Actual (1)	2023-2024 Actual (2)	2024-2025 Budget (3)	Financing Required (4)
UNENCUMBERED CASH BALANCE JULY 1	01		0	0	0
Cancellation of Prior Year Encumbrances	03				
REVENUES					
1000 LOCAL SOURCES					
1110 Ad Valorem Tax Levied					
2021 \$	05				
2022 \$	10				
2023 \$	15		0	0	0
2024 \$	20			0	
1140 Delinquent Tax	25			0	0
1900 Other Revenue From Local Source	30				0
July - December Estimate	35				
2000 COUNTY SOURCES					
2400 Motor Vehicle Tax (Includes 16/20M Tax)	45			0	0
July - December Estimate	50				0
2450 Recreational Vehicle Tax	55			0	0
July - December Estimate	56				0
2460 Commerical Vehicle Tax	57			0	0
July - December Estimate	58				0
2800 In Lieu of Taxes IRBs/Rental Excise	60			0	0
July - December Estimate	65				0
RESOURCES AVAILABLE	70	0	0	0	0
EXPENDITURES					
3300 Community Service Operations	75				
TOTAL EXPENDITURES	175	0	0	0	0
July - December Estimate	180				
TOTAL OPERATING EXPEND (18 MO)	185				0
UNENCUMBERED CASH BALANCE JUNE 30	190	0	0	0	~~~~~
	195	TAX REQUIRED (Line 185 minus Line 70)			0
	200	Delinquent Tax			0
	205	Amount of 2024 Tax to be Levied			0

Budget Line 20: If the USD levies for a Recreation Commission you must have a copy of the adopted Recreation Commission budget.

Notice of Hearing 2024-2025 Budget

The governing body of Unified School District 333 will meet on the 9th day of September 2024 at 6:05 PM at 217 W. 7th St., Concordia, KS 66901 for the purpose of hearing and answering objections of taxpayers relating to the proposed use of all funds and the amount of tax to be levied. Detailed budget information, including budget profile, building needs assessment and Board state assessments review is available at USD 333 District Office on the district website and will be available at this hearing.

The Amount of 2024 Tax to be Levied and Expenditures (published below) establish the maximum limits of the 2024-2025 Budget. The 'Est. Tax Rate' (column 7), shown for comparative purposes, is subject to slight change depending on final assessed valuation.

	Code 99 Line	2022-2023 Actual		2023-2024 Actual		2024-2025 Proposed Budget		
		Actual Expenditures (1)	Actual Tax Rate* (2)	Actual Expenditures (3)	Actual Tax Rate* (4)	Budgeted Expenditures (5)	Amount of 2024 Tax to be Levied (6)	Est. Tax Rate* (7)
OPERATING								
General	06	9,447,323	20.000	10,087,347	20.000	10,477,753	1,338,069	20.000
Supplemental General (LOB)	08	3,088,038	15.767	3,283,021	17.421	3,484,332	1,523,489	17.661
SPECIAL REVENUE								
Federal Funds	07	935,979		917,817		646,907		
Adult Education	10	0	0.000	0	0.000	0	0	0.000
Preschool-Aged At-Risk	11	128,614		140,447		271,536		
Adult Supplemental Education	12	0		0		0		
At-Risk Education Fund	13	1,684,701		1,844,422		1,938,931		
Bilingual Education	14	37,628		39,409		53,900		
Virtual Education	15	0		0		15,000		
Capital Outlay	16	2,940,034	7.957	1,274,490	7.996	3,428,833	690,101	8.000
Driver Training	18	724		26,748		44,043		
Declining Enrollment	19	0	0.000	0	0.000	0	0	0.000
Extraordinary School Program	22	0		0		0		
Food Service	24	886,825		938,785		949,993		
Professional Development	26	48,459		56,962		152,049		
Parent Education Program	28	181,196		183,211		242,047		
Summer School	29	0		0		0		
Special Education	30	1,778,090		1,831,839		2,614,000		
Cost of Living	33	0	0.000	0	0.000	0	0	0.000
Career and Postsecondary Education	34	293,146		279,156		327,887		
Gifts and Grants	35	79,865		175,206		375,544		
Special Liability Expense Fund	42	0	0.000	0	0.000	0	0	0.000
School Retirement	44	0	0.000	0	0.000	0	0	0.000
Extraordinary Growth Facilities	45	0	0.000	0	0.000	0	0	0.000
Special Reserve Fund	47	0		0				
KPERs Special Retirement Contribution	51	1,475,788		1,435,926		1,651,315		
Contingency Reserve	53	0		0				
Textbook & Student Material Revolving	55	137,421		57,997				
Activity Fund	56	232,769		373,457				
DEBT SERVICE								
Bond and Interest #1	62	946,641	2.757	110,042	1.549	109,349	238,530	2.765
Bond and Interest #2	63	0	0.000	0	0.000	0	0	0.000
No-Fund Warrant	66	0	0.000	0	0.000	0	0	0.000
Special Assessment	67	0	0.000	0	0.000	0	0	0.000
Temporary Note	68	0	0.000	0	0.000	0	0	0.000
COOPERATIVES¹								
Special Education	78	4,711,731		4,903,097		7,808,543		
TOTAL USD EXPENDITURES	100	29,034,972	46.481	27,959,379	46.966	34,591,962	3,790,189	48.426
Less: Transfers	105	4,443,793		5,237,418		4,941,338		
NET USD EXPENDITURES	110	24,591,179		22,721,961		29,650,624		
TOTAL USD TAXES LEVIED	115	3,530,338		3,757,485		3,790,189		

1. Sponsoring District Only

*Tax Rates are expressed in Mills

Notice of Hearing 2024-2025 Budget

	Code 99 Line	2022-2023 Actual		2023-2024 Actual		2024-2025 Proposed Budget		
		Actual Expenditures (1)	Actual Tax Rate* (2)	Actual Expenditures (3)	Actual Tax Rate* (4)	Budgeted Expenditures (5)	Amount of 2024 Tax to be Levied (6)	Est. Tax Rate* (7)
OTHER								
Historical Museum	80	0	0.000	0	0.000	0	0	0.000
Public Library Board	82	0	0.000	0	0.000	0	0	0.000
Public Library Board Employee Benefits	83	0	0.000	0	0.000	0	0	0.000
Recreation Commission	84	0	0.000	0	0.000	0	0	0.000
Rec Comm Emp Benefits & Spec Liab	86	0	0.000	0	0.000	0	0	0.000
TOTAL OTHER	120	0	0.000	0	0.000	0	0	0.000
TOTAL TAXES LEVIED	125	\$3,530,338		\$3,757,485		\$3,790,189		
Assessed Valuation - General Fund	128	\$69,443,225		\$73,035,756		\$66,903,464		
Assessed Valuation - All Other Funds	130	\$80,868,245		\$85,169,241		\$86,262,654		
Assessed Valuation - Capital Outlay	129	\$80,314,719		\$84,609,549		\$86,262,654		
Outstanding Indebtedness, July 1		2022		2023		2024		
General Obligation Bonds	135	4,325,000		3,480,000		3,450,000		
Capital Outlay Bonds	140	0		0		0		
Temporary Note	145	0		0		0		
No-Fund Warrant	150	0		0		0		
Lease Purchase Principal	153	0		0		0		
TOTAL USD DEBT	155	4,325,000		3,480,000		3,450,000		
<i>*Tax Rates are expressed in Mills</i>								
Board President					Clerk of the Board			

Exceeding the Revenue Neutral Tax Rate for the 2024-2025 School Year

The governing body of Unified School District 333 will meet on the 9th day of September 2024 at 6:00 PM at 217 W. 7th Street, Concordia, KS 66901 for the purpose of hearing and answering objections of taxpayers relating to the proposed use of all funds and the amount of tax to be levied. Detailed budget information, including budget profile, is available at USD 333 District Office and will be available at this hearing.

Revenue Neutral Tax Rate

	2023-2024			2024-2025	
	Actual Tax Levied	Actual Tax Rate	Neutral Tax Rate	Estimated Tax Levied	Est. Tax Rate
General	\$1,460,715	20.000	19.946	\$1,338,069	20.000
Bond and Interest #2	\$0	0.000		\$0	0.000
ALL OTHER FUNDS					
Supplemental General (LOB)	\$1,483,792	17.421		\$1,523,489	17.661
Adult Education	\$0	0.000		\$0	0.000
Capital Outlay	\$681,042	7.996		\$690,101	8.000
Cost of Living	\$0	0.000		\$0	0.000
Special Liability Expense Fund	\$0	0.000		\$0	0.000
Extraordinary Growth Facilities	\$0	0.000		\$0	0.000
Bond and Interest #1	\$131,936	1.549		\$238,530	2.765
No-Fund Warrant	\$0	0.000		\$0	0.000
Special Assessment	\$0	0.000		\$0	0.000
Temporary Note	\$0	0.000		\$0	0.000
Historical Museum	\$0	0.000		\$0	0.000
Public Library Board	\$0	0.000		\$0	0.000
Public Library Board Employee Benefits	\$0	0.000		\$0	0.000
Sub Total - All Other Funds	\$2,296,770	26.966	26.626	\$2,452,120	28.426
Board President					Clerk of the Board

Exceeding the Revenue Neutral Tax Rate for the 2024-2025 School Year

The governing body of Unified School District 333 will meet on the 9th day of September 2024 at 6:00 PM at 217 W. 7th Street, Concordia, KS 66901 for the purpose of hearing and answering objections of taxpayers relating to the proposed use of all funds and the amount of tax to be levied. Detailed budget information, including budget profile, is available at USD 333 District Office and will be available at this hearing.

Revenue Neutral Tax Rate

	2023-2024			2024-2025	
	Actual Tax Levied	Actual Tax Rate	Neutral Tax Rate	Estimated Tax Levied	Est. Tax Rate
General	\$1,460,715	20.000	19.946	\$1,338,069	20.000
Bond and Interest #2	\$0	0.000	0.000	\$0	0.000
ALL OTHER FUNDS					
Supplemental General (LOB)	\$1,483,792	17.421		\$1,523,489	17.661
Adult Education	\$0	0.000		\$0	0.000
Capital Outlay	\$681,042	7.996		\$690,101	8.000
Cost of Living	\$0	0.000		\$0	0.000
Special Liability Expense Fund	\$0	0.000		\$0	0.000
Extraordinary Growth Facilities	\$0	0.000		\$0	0.000
Bond and Interest #1	\$131,936	1.549		\$238,530	2.765
No-Fund Warrant	\$0	0.000		\$0	0.000
Special Assessment	\$0	0.000		\$0	0.000
Temporary Note	\$0	0.000		\$0	0.000
Historical Museum	\$0	0.000		\$0	0.000
Public Library Board	\$0	0.000		\$0	0.000
Public Library Board Employee Benefits	\$0	0.000		\$0	0.000
Sub Total - All Other Funds	\$2,296,770	26.966	26.626	\$2,452,120	28.426

 Board President

 Clerk of the Board

Unencumbered Cash Balance by Fund

	Fund	July 1, 2022	July 1, 2023	July 1, 2024
General	06	0	0	0
Federal Funds	07	-772,682	-138,372	42,450
Supplemental General	08	155,095	77,210	78,661
Adult Education	10	0	0	0
Preschool-Aged At-Risk*	11	100,000	100,000	131,536
Adult Supplemental Education	12	0	0	0
At-Risk Education Fund*	13	1,411	6,793	15,493
Bilingual Education*	14	10,000	10,000	10,000
Virtual Education*	15	0	0	0
Capital Outlay	16	1,186,879	436,409	2,033,718
Driver Training*	18	20,735	35,091	26,158
Declining Enrollment	19	0	0	0
Extraordinary School Program*	22	0	0	0
Food Service	24	178,339	189,061	94,255
Professional Development*	26	55,037	37,257	94,549
Parent Education Program*	28	22,339	15,779	29,397
Summer School*	29	0	0	0
Special Education*	30	350,000	350,335	350,000
Cost of Living	33	0	0	0
Career and Postsecondary Education*	34	113,659	109,220	67,087
Gifts/Grants	35	32,651	39,113	175,544
Special Liability	42	0	0	0
School Retirement	44	0	0	0
Extraordinary Growth Facilities	45	0	0	0
Special Reserve	47	0	0	0
KPERS Spec. Ret. Contribution	51	0	0	0
Contingency Reserve*	53	1,425,780	1,425,780	1,584,041
Text Book & Student Material*	55	113,662	50,779	60,286
Activity Fund	56	204,143	228,591	206,361
Bond and Interest #1	62	651,153	407,267	505,940
Bond and Interest #2	63	0	0	0
No Fund Warrant	66	0	0	0
Special Assessment	67	0	0	0
Temporary Note	68	0	0	0
Special Education Coop	78	1,906,438	2,238,489	2,458,543
USD TOTAL		5,754,639	5,618,802	7,964,019
Enrollment (FTE) ¹		1,091.4	1,097.9	1,130.2
Amount per Pupil ²		5,273	5,118	7,047
Historical Museum	80	0	0	0
Public Library	82	0	0	0
Public Library Emp. Benefits	83	0	0	0
Recreation Commission	84	0	0	0
Recreation Commission Emp. Benefits	86	0	0	0
OTHER TOTAL		0	0	0

Fund 35: Includes private grants and grants from non-federal sources.

1. FTE Enrollment is based on 9/20 and 2/20; including Preschool-Aged At-Risk and Virtual.

2. Amount per pupil excludes the following funds: Historical Museum, Public Library, Public Library Emp. Benefits, Recreation Commission and Recreation Commission Emp. Benefits.

July 1, 2022	July 1, 2023	July 1, 2024
--------------	--------------	--------------

July 1 Beginning Balances of Highlighted Funds *			
TOTAL	2,212,623	2,141,034	2,368,547

Total Expenditures (including Transfers) for General Fund and Supplemental General (LOB) Fund			
General	9,447,323	10,087,347	10,477,753
LOB	3,088,038	3,283,021	3,484,332
Total	12,535,361	13,370,368	13,962,085

CASH BALANCE			
--------------	--	--	--

Unencumbered Cash Balance by Fund

Fund	July 1, 2022	July 1, 2023	July 1, 2024
Percentage	17.65%	16.01%	16.96%




Budget Certificate 2024-2025 School Year

I hereby certify that the budget amounts and expenditures within this document are in compliance with the Kansas Accounting Handbook to the best of my knowledge.

USD# and Name: 333 - Concordia

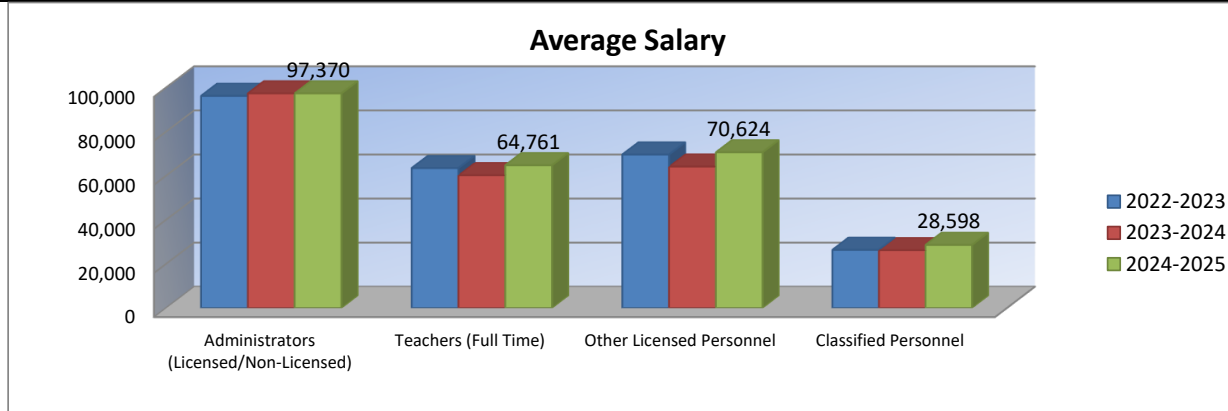
Superintendent:

Date: September 9, 2024



Average Salaries

	2022-23 Actual			2023-24 Actual			2024-25 Contracted		
	FTE	Total Salary	Average Salary	FTE	Total Salary	Average Salary	FTE	Total Salary	Average Salary
Administrators (Licensed/Non-Licensed)	13.0	1,251,167	96,244	13.0	1,265,804	97,370	13.0	1,265,804	97,370
Teachers (Full Time)	106.0	6,727,932	63,471	103.0	6,202,659	60,220	109.5	7,091,370	64,761
Other Licensed Personnel	20.0	1,392,411	69,621	20.2	1,295,861	64,152	20.0	1,412,489	70,624
Classified Personnel	144.0	3,796,548	26,365	148.0	3,877,727	26,201	153.0	4,375,500	28,598
Substitutes/Temporary Help	~~~~~		~~~~~	~~~~~		~~~~~	~~~~~		~~~~~



DEFINITIONS

Administrators:	*Licensed Personnel - Superintendent; Assistant Superintendent; Administrative Assistants; Principals/ Assistant Principals; Directors/Supervisors Special Education; Directors/Supervisors of Health; Directors/Supervisors of VocEd; Instructional Coordinators/Supervisors; All Other Directors/Supervisors. ** Non-Licensed Personnel - Assistant Superintendents; Business Managers; Business Services (Directors/Coordinators/Supervisors); Food Service (Directors/Coordinators/Supervisors); Transportation (Directors/Coordinators/Supervisors); Custodial Maintenance (Directors/Coordinators/Supervisors); Other (Directors/Coordinators/Supervisors).
Teachers (Full Time Only):	*Practical Arts/Vocational Teachers; Special Education Teachers; Prekindergarten Teachers; Kindergarten Teachers; Reading Specialists/Teachers; All Other Teachers.
Other Certified (Licensed) Personnel:	Part-Time Teachers; Library Media Specialists; School Counselors; Clinical or School Psychologists; Speech Pathologists; Audiologists; Nurses (RN); Social Workers.
Classified Personnel:	**Attendance Services Staff; Library Media Aides; Security Officers; Regular Education Teacher Aides; Secretarial/Clerical; Special Education Paraprofessionals; Nurses (LPN); Food Service Workers; Custodians; Bus Drivers.
Substitutes/Temporary:	**Substitute Teachers, Rule 10 Coaches, Coaching Assistants and other short term temporary help.
Total Salary:	Report total salary including employee reduction plans***, supplemental, extra pay for summer school, and board paid fringe benefits (employer paid)****.

*FTE for Licensed Administrators, Teachers and Other Licensed Personnel is defined by the local school board. **Generally** FTE for teachers with a 9-10 month contract should be reported as 1.0; FTE for Principals with a 10-12 month contract should be reported as 1.0; FTE for Superintendents with a 12 month contract should be reported as 1.0.

**FTE of 1.0 for Non-Licensed Administrators, Classified Personnel and Substitutes/Temporary should be based upon 2,080 hours.

***Employee reduction plans include benefits received by employees under a Section 125 Salary Reduction Agreement. Does not include social security, workers' compensation, and unemployment insurance.

****Board paid fringe benefits (employer paid) include group life, group health, disability income, accidental death and dismemberment, and hospital surgical, and/or medical expense insurance. Does not include social security, workers' compensation, and unemployment insurance.

July 31, 2024


USD 333,

I, Tonya Deneault, the mother of Jena Hanson, would like to request for my daughter, Jena to graduate early from CHS and still walk with her Senior class in May of 2025.

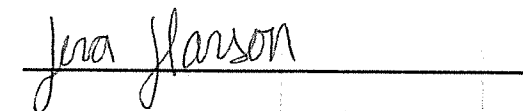
On Christmas break of 2023 Jena found out she was going to have a baby due in August 2024. At this time, we called a meeting with Principle Eshbaugh and the social workers from CHS. Jena at that time added several required classes to her schedule for the end of her junior year. Jena still knew at this time she had several required and elective classes to finish before she had all her credits to graduate. Jena attended summer school in 2024 and finished all the required & elective classes with passing grades. At this time Jena has successfully completed all the credits she will need to graduate from high school.

We hope you take time to read our request and to note all the hard work Jena has put forth to accomplish this.

Thank you,



Tonya Deneault



Jena Hanson

CONCORDIA JR/SR HIGH SCHOOL

STUDENT-PARENT/GUARDIAN HANDBOOK

2023-2024



436 W. 10th Street
Concordia, Kansas
66901

Phone: (785) 243-2452
Fax: (785) 243-8805

DISTRICT MISSION STATEMENT

**“Our Mission is to create and to maintain
an environment that ensures:**

ENGAGED

LEARNING, EFFECTIVE

TEACHING, TRUSTING

RELATIONSHIPS,

**so that all members of the school community reach their
highest level of academic achievement.”**



NOTICE OF NONDISCRIMINATION

In compliance with the Executive Order 11246; Title II of the Education Amendments of 1976; Title VI of the Civil Rights Act of 1964, as amended by the Equal Employment Opportunity Act of 1972; Title IX Regulation Implementation Education Amendments of 1972/Americans with a Disability Act or Section 504 of Rehabilitation Act of 1973; and all other Federal, State, School rules; laws, regulations, and policies, the Concordia Schools, U.S.D. 333, shall not discriminate on the basis of sex, race, color, national origin, or handicap in the educational programs or activities which it operates.

It is the intent of Concordia, U.S. D. 333, to comply with both the letter and spirit of the law in making certain discrimination does not exist in its policies, regulations and operations. Grievance procedures, for Title IX and Section 504, have been established for students, their parents and employees who feel discrimination has been shown by the School/District/Agency.

Specific complaints of alleged discrimination under Title IX (sex) and Section 504 (handicap) should be referred to:

Quentin Breese, Superintendent of Schools, Section 504 Coordinator

217 West 7th Street

Concordia, Kansas 66901

785-243-3518

Title IX Complaints can also be filed with the Office for Civil Rights.

U.S. Department of Education

8930 Ward Parkway, Suite 2037

Kansas City, Missouri 64114

All students attending Concordia, U.S.D. 333 may participate in education programs and activities, including but not limited to health, physical education, music, and vocational and technical education, regardless of race, color, national origin, age, handicap or sex.

CHS FIGHT SONG

Stand up and cheer for dear
Concordia;
Stand up and shout for CHS
Her students, teachers we all
think the best;
And though she's still quite
young,
She'll always stand the test.
For tried and true already she
has won;
Her banner to the breezes
bravely flung;
For dear Concordia we are
proud of you.
We'll cheer for you, the best
school of all.

HAIL TO THEE, CONCORDIA, (Alma Mater)

Hail to Thee, Concordia
Hail to Thee,
Concordia
Hold your colors high!
Loyal we will be
There's for you a destiny,
You'll fulfill
your destiny,
Higher than the sky!
Always
you'll be free!
Red for courage splendid,
Always
strong in battle,
O Hail to Thee Concordia
Never
fearful flee,
May those colors fly!
We'll
remember thee!

COLORS

RED/WHITE

MASCOT

PANTHER

Welcome to

Concordia Junior-Senior High School

2023-2024

Dear Students and Parents/Guardians,

It is with great excitement that we welcome you to Concordia Junior-Senior High School. We look forward to working with you throughout this school year. In order to maximize the learning experience for each student, it is essential that educators, parents/guardians, and students work together in order to create a safe, meaningful, engaging, and challenging environment. Concordia Junior-Senior High School provides a number of opportunities for you to be successful both in and out of the classroom. I encourage and challenge you to explore these opportunities, to get out of your comfort zone by trying something new, and to make this a memorable school year.

The information contained in this student-parent/guardian handbook is offered as a guide to assist us in maintaining an atmosphere conducive to learning. We strive for students to act with PANTHER PRIDE (Presence, Responsibility, Integrity, Diligence, and Ethics). We encourage students and parents/guardians to read the handbook together at the start of the school year in order to understand the basic guidelines, expectations, and procedures at CJSHS.

We thank you for being a vital part of our learning community. Please do not hesitate to call the school at any time if you have questions and/or concerns. I am looking forward to a successful school year at Concordia Junior-Senior High School.

Chad Eshbaugh

Principal, Concordia Junior-Senior High School



TABLE OF CONTENTS



Faculty, Staff and Administration	5
Statement of Compliance	7
Student Services	10
Attendance	14
Rules and Expectations	17
Academics and Grades	28
Activities and Athletics	39
Guidance Office and Student Services	45
Safety Procedures	47
Transportation Handbook	48

BOARD OF EDUCATION POLICY AND NEGOTIATED AGREEMENT TAKE PRECEDENCE OVER THIS DOCUMENT



ADMINISTRATION, FACULTY AND STAFF



Board of Education

Mr. Brad Berk	President
Mr. Mike Cleveland	Vice President
Mrs. Jennifer Parker	Member
Mrs. Nancy Owen	Member
Mr. John Culley	Member
Mrs. Amber Lambertz	Member
Mrs. Lindsay Metcalf	Member

Central Office Administration

Mr. Quentin Breese	MS, Wichita State	Superintendent
--------------------	-------------------	----------------

CJHS/CHS Building Administration

Mr. Chad Eshbaugh	MS, Fort Hays State	Principal
Mr. Skyler Hittle	BA, Fort Hays State	Assistant Principal/AD
Mr. Kevin Muff	MS, Pittsburg State	Assistant Principal/Dean of Student Success

CJHS/CHS Faculty

Ms. Shannon Abram	MS, Fort Hays State	CJSHS School Counselor
Ms. Amy Applebee	MS, Wichita State	Social Science
Ms. Jenny Acree	MS, Fort Hays State	Language Arts//Digital Media
Mr. Dustin Bender	M.Ed, Doane College	Science
Ms. Alisha Blackwood	BS, Fort Hays State	Physical Ed.
Mr. Josh Brown	BA, Fort Hays State	Counselor
Ms. Rio Brown	BA, Kansas Wesleyan	Physical Ed.
Ms. Hailey Budke	BA, Fort Hays State	Business
Ms. Sydney Cantrell	MS, Western Governors Univ.	Science
Ms. Ashley Carlgren	BS, Kansas State	Social Science
Ms. Jordan Champlin	BS, Kansas State	Social Work
Mr. Bill Conner	Kansas State	CTE/Woods
Mr. Quentin Clark	BS, Kansas State	Science
Ms. Robin Daniels	BS, Kansas State	Math
Ms. Janelle Donovan	MS, Kansas State	FACS
Ms. Amy Florea	BA, Fort Hays State	Special Education
Ms. Danielle Friesen	MS, Concordia Univ	Language Arts
Ms. Kayla Garst	MA, Baker University	Physical Ed.
Ms. Leslie Girard	BFA, Fort Hays State	Art/FACS

Ms. Ashley Gray	BS, Kansas State	Language Arts
Ms. Leigh Gritten		Gifted
Mr. Brock Hartshorn	MS, Univ. of Kansas	Special Education

Ms. Chrissy Henderson	AS, Cloud County	JAG-K
Mr. Dan Hyman	BS, Pittsburg State	Manufacturing
Ms. Melissa Hyman	BS, Fort Hays State	Special Education
Ms. Melinda Isaacson	BA, Kansas Wesleyan	Language Arts
Ms. Gena Kearn	MLS, Fort Hays State	2D Art
Mr. Kelly Knedler	MS, University of Arkansas	Vocal Music, Theatre
Ms. Alexis Koops	BA, Kansas Wesleyan	Special Education
Ms. Andrea Johnson	Kansas State University	DLT/At Risk
Ms. Rachel Lord Johnson	BFA, Kansas State	3D Art
Ms. Rachel Kueker	MS, St. Louis Univ.	OT
Ms. Sarah Lacy	BA, Sterling	Math
Ms. Jamie Meyer	MS, Kansas State	Math
Mr. Zachary Morris	BS, Emporia State	Debate/Forensics/ELA
Ms. Krystal Nelson	BS, Kansas State	Vocational Agriculture
Ms. Sara Niehues	MA, Emporia State	School Psychologist
Mr. Ryan Peroo	BS, Washburn University	Physical Education/Weights
Ms. Tawni Retter	BA, Kansas State	Librarian
Mr. Michael Roe	BS, Washburn	Math
Mr. Stuart Roegge	BME, Fort Hays State	Instrumental Music
Mr. Gene Rundus	BS, Kansas State	Directed Learning
Mr. Chris Stiles	BA, Univ. of Montana	Language
Arts		
Ms. Melissa Stiles	MA, Emporia State	Science
Ms. Margaret Timme	BS, Oral Roberts	Spanish
Mr. Shane Traughber	BS, Sterling College	Language
Arts		
Ms. Morgan Trost	BS, Wichita State	Social Science
Mr. Brad Wildeman	BS, Fort Hays State	Science
Mr. Shawn Woolsey	MS, Emporia State	Special Education
Ms. Autumn Zimmerman	MS, University of Texas, P.M.	Social Studies

School Nurse

Ms. Jeni Johnson	RN, Cloud County	School Nurse
------------------	------------------	--------------

Clerical Staff

Ms. JoDee Ball	Secretary/Athletics, CJSHS Office
Ms. Martina Gieber	Secretary CJSHS Office
Ms. Niki Henderson	Secretary CJSHS Counseling Office

Custodians

Mr. John Turner	Head Custodian
Mr. Ryan Rank	Custodian
Ms. Hannah Gartung	Custodian
Mr. Jamison Nault	Custodian

Ms. Mary Thrush

Custodian



STATEMENT OF COMPLIANCE



Civil Rights Compliance

It shall be the goal of the district to achieve an educational environment that is free from discriminatory insults, intimidation, or harassment due to race, color, religion, sex, age, national origin or handicap status.

The USD #333 does not discriminate on the basis of race, color, national origin, sex or handicap in admission or access to, or treatment of employment in its program and activities.

Section I

Student Grievance/Procedure

If any person believes that the school district or any of the district's staff has inadequately applied the regulations of (1) Title VI of the Civil Rights Act of 1964, (2) Title IX of the Education Amendment Act of 1972, and (3) Section 504 of the Rehabilitation Act of 1973, or Americans with Disabilities Act, he/she may bring forward a complaint, which shall be referred to as a grievance, to the School District's Section 504 Coordinator. It should be understood by the individual(s) involved, that a complaint can be made to the Office for Civil Rights without going through the school district's grievance procedures. The grievance procedures are to provide for a prompt and equitable resolution of a complaint.

Section II

The person who believes he/she has a valid basis for grievance shall discuss the grievance informally and on a verbal basis with the school Section 504 Coordinator, who shall in turn investigate the complaint and reply with an answer to the complaint. He/she may initiate formal procedures according to the following steps:

Step 1

A written statement of the grievance signed by the complainant shall be submitted to the school Section 504 Coordinator within five (5) business days of receipt of answers to the informal complaint. The Coordinator shall further investigate the matters of grievance and reply in writing to the complainant within five (5) business days.

Step 2

If the complainant wishes to appeal the decision of the school Section 504 Coordinator, he/she may submit a signed statement of appeal to the Superintendent of Schools within five (5) business days after receipt of the Coordinator's response. The Coordinator and Superintendent cannot be the same individual. The Superintendent shall meet with all parties involved, formulate a conclusion, and respond in writing to the complainant within ten (10) business days.

Step 3

If the complainant remains unsatisfied, he/she may appeal through a signed written statement to the School District Board of Education within five (5) business days of his/her receipt of the Superintendent's response in step two. In an attempt to resolve the grievance, the Board of Education shall meet with the concerned parties and their representative within forty (40) days of the receipt of such an appeal. A copy of the Board's disposition of the appeal shall be sent to each concerned party within ten (10) business days of this meeting.

Step 4

The person can file a complaint with the Office of Civil Rights at any time before or during the grievance procedures: Office for Civil Rights, 10220 North Executive Hills Boulevard, 8th Floor, Kansas City, Missouri 64153-1367, (816)880-4200. The school Coordinator, on request, will provide a copy of the District's grievance procedure and investigate all complaints in accordance with this procedure. A copy of each of the Acts and the regulations, on which this notice is based, may be found in the Coordinator's office.

Parent/Guardian Concerns

It is the responsibility of the parent or guardian to contact the teachers or administrators with whom they have a concern. This must be done before moving to the next level of command (teachers→building administrators→superintendent→Board of Education)



Civility Statements

The District has established Conduct and Civility Guidelines to set clear expectations and procedures to support a welcoming, collaborative, and safe environment. The purpose of these guidelines is to ensure that all meetings are undertaken in an environment of mutual respect and consideration reflected in the language, attitude, and conduct of all attendees. These guidelines are not intended to impede freedom of expression but to maintain the student-focused nature of the meeting process and integrity of the educational environment.

All attendees will treat others with respect and expect the same in return. All attendees shall silence their mobile devices; be courteous to one another; respectfully consider all ideas, input, and information provided; and communicate in a manner that is mindful of how others will receive the information. Attendees shall refrain from conduct that causes a disruption, is threatening, uses loud or offensive language, or causes property damage.

The meeting Administrator will maintain an orderly process and attempt to resolve concerns during the meeting under these guidelines. The Administrator may table an issue for further discussion, allow for a brief break, or, in the event that an attendee is unwilling or unable to adhere to the guidelines such that the meeting cannot continue in a collaborative and mutually respectful manner, the administrator may discontinue and reschedule the meeting for a mutually agreeable future time or date.

Cognia

Commission on Accreditation and School Improvement

Cognia brings together more than 100 years of experience and the expertise of the two largest US-based accreditation agencies — the North Central Association Commission on Accreditation and School Improvement (NCA CASI), and the Southern Association of Colleges and Schools Council on Accreditation and School Improvement (SACS CASI). Concordia High School is one of the oldest continuously accredited members of the North Central Association. CHS has been a member of this association since 1910. **In 2010, Concordia High School received their 100 years of continuous accreditation award.** USD 333 began the district-wide accreditation process in 2005.

Vision, Mission and Values

Vision

The vision of Cognia is to be the leader in advancing excellence in education worldwide so that every student is prepared for success in an ever-changing and diverse world.

Mission

The mission of Cognia is to advance excellence in education worldwide through accreditation, research, and professional services.

Core Values

Education-We believe in the power of education to change the world. We are committed to raising the quality of education for every student across the globe.

Excellence-We stand for excellence. We expect excellence of ourselves and our schools/districts in every area of endeavor. As a learning organization, we are constantly improving our work for the ultimate benefit of schools, districts, students, and parents.

Leadership-We exhibit leadership at all levels of the organization, from the global level where we provide an international voice for the education profession to the local level where we support schools, districts, and students in their quest for excellence.

Service-We place schools, districts, and students first. A spirit of service permeates our work. This spirit of service extends to our employees and volunteers whom we treat as our most valuable resource.

Integrity-We adhere to the highest ethical standards and conduct. We treat others with fairness and respect. We conduct our work to build and ensure public trust.

Innovation-We foster an innovative climate where new ideas and solutions are encouraged, tested, and shared. We seek solutions that are meaningful, relevant, and user-friendly.

Teamwork-We view teamwork as critical to success in our decentralized structure. We collaborate effectively to achieve desired results. We communicate openly and honestly.

Data-Based Decision Making-We gather and analyze data relevant to the achievement of our vision and mission. We use data to make informed decisions and improve our processes.

Results-We hold ourselves and our schools/districts accountable for achieving desired results. We are committed to helping schools/districts improve student achievement and school/district effectiveness.

Cognia Accreditation Standards for Quality School Systems

- Purpose and Direction
- Governance and Leadership
- Teaching and Assessing for Learning
- Resources and Support Systems
- Using Results for Continuous Improvement

In 2010, Concordia High School received their 100 years of continuous accreditation award



STUDENT SERVICES



CJSHS Bell Schedule Panther Day

1st Hour:	8:00 A.M. - 8:50 A.M.
2nd Hour:	8:54 A.M. - 9:24 A.M.
3rd Hour:	9:28 A.M. - 10:18 A.M.
4th Hour:	10:22 A.M. - 11:12 A.M.
5th Hour:	11:16 A.M. - 11:41 A.M.

JH Lunch: 11:16 A.M. - 11:41 A.M.

HS 1st Lunch: 11:46 A.M. - 12:11 P.M.

HS 2nd Lunch: 12:15 P.M. - 12:40 P.M.

6th Hour:	12:44 P.M. - 1:34 P.M.
7th Hour:	1:38 P.M. - 2:28 P.M.
8th Hour:	2:32 P.M. - 3:22 P.M.

Locker Regulations

Locker assignments will be assigned at the time of enrollment.

- All lockers are the sole property of the school. They are loaned to students for their convenience. **DO NOT LEAVE VALUABLES OR MONEY IN LOCKERS. DO NOT GIVE YOUR COMBINATION TO OTHER STUDENTS.**
- Students are expected to keep their lockers neat and arranged.
- Student lockers are for the convenience of the student. This privilege can and will be taken away if the student abuses the privilege by abusing the locker. The locker belongs to the school and can and will be inspected by the Administration periodically.
- Lockers are to be locked; no foreign objects should be used to jam the locking mechanism.
- Gym lockers will be assigned and locks will be issued. It is the student's responsibility to see that his/her gym locker is kept locked. (A charge of \$4.50 will be assessed if the lock is lost).
- USD 333 and CJHS/CHS are not responsible for lost or stolen items.

Driving Regulations

In order to maintain a safe and orderly environment, students are requested to drive with care around the building anytime classes are in session. The **local authorities** will be notified of problem drivers and warrants may be issued. Students are not to park in any reserved area; reserved areas are most commonly marked by curbs painted white. Those students with permits to park in the school parking lot should not double park, park down the center or park in any other way which might block any other vehicle from leaving. Students who violate parking lot regulations could lose privileges for the remainder of the school year. Vehicles not parked in designated parking stalls may be towed at owner expense. If a tow truck is dispatched to tow a vehicle, the student will be required to pay the service call even if they move their vehicle before the tow truck arrives. Administration may reassign parking spots as needed.

Library Media Center

The library will be open to students from **7:35 A.M.** to 3:45 P.M. most school days. Students must have permission prior to visiting the library media center. Regular books may be checked out for two-week periods.

PAWS: The library media center is not a social venue during PAWS; therefore, students need to plan ahead and pick up a pass from the library media center before PAWS begins. Students will need to get that pass signed by their PAWS teacher and bring it with them to the library media center. PAWS teachers may or may not elect to allow students with a pre-signed pass to go to the library media center. Students who are not studying or using the library resources will be sent back to their PAWS class and may be restricted from using the library media center in the future.

Lost Books and Materials

Any lost book or material is to be reported as soon as it is known that it is lost. Cost of the replacement of books or materials will have to be paid before the end of the semester.

Cafeteria and Lunch Hour

Meal Prices 2023-24

	Breakfast	Lunch	Milk
STUDENT	1.90	3.15	.35
ADULT	2.50	4.35	.35
REDUCED	Varies	Varies	

- The school operates a closed noon hour schedule for 7th-10th grades. All students must report to the cafeteria during their lunch period. Students are not allowed to leave the building to eat lunch, except for those 11th and 12th grade students with Silver, Red and Gold Cards or students who have prior approval through a principal.
- The school operates a hot lunch program with a main line and hamburger line. A deli sandwich line and chef salad lines are also available and meet National School Lunch guidelines. A garden bar providing fresh fruits and vegetables is available to all lines. Ala carte items are also available. Prices of meal tickets are established by the Board of Education and updated each July on the district website.

USD 333 UNPAID MEAL POLICY

The following UNPAID MEAL POLICY has been adopted by the USD 333 Board of Education.

- Food service director will send email notices on a daily basis starting when the family balance reaches \$10.
- NEGATIVE Balance of \$90-\$100: Inform families that no further charges to the account will be allowed after NEGATIVE \$100.
- NEGATIVE \$100 and over: Discontinue charging lunches. Students must bring lunch/or pay cash for individual lunches.
- If a family turns in an application for free and reduced meals and qualifies for FREE meals, students will be allowed to return to eating in the cafeteria. However, outstanding balances will still be required to be paid in full or Kansas Set-Off claims will move forward.
- If the outstanding meal bill has not been paid by enrollment the next fall, district staff will file Kansas Set-Off for the outstanding amount.
- On-Line payment option: An on-line payment option is available to families for ease of paying outstanding debt.
- Families with graduating seniors who have completed all graduation requirements and have no other students enrolled in the district, or outstanding bills with the district, if they have a positive lunch balance will have their positive balance refunded by USD333 through the board approval process by district staff upon receipt of a W-9. Any positive balances less than \$5 will not be refunded due to staff time and cost of mailing to do so.
- Any family withdrawing students from the district that has a positive lunch balance at the time of withdrawal, has until June 1st of the school year from which they withdraw, to request their lunch balance in writing from the School Nutrition Director, with provision of an address for sending the monies to and completion of a W-9. If no written request is received for monies of families with withdrawing students that have a positive lunch
 - Daily meals may be purchased in the cafeteria.
 - When dismissed for lunch, students are expected to get into the serving line promptly and quietly without running or shoving.
 - Students are to return trays, milk cartons and silverware to the conveyor belt and properly dispose of trash and waste.
 - Applications for free or reduced meals according to government guidelines may be filled out during enrollment or in the Food Service Director's Office.
<https://secure.ezmealapp.com/ApplicationScreen.aspx>
 - Students are expected to maintain self-discipline during lunch time. Students not able to maintain self-discipline in the cafeteria will eat elsewhere.
 - Students are expected to remain in the cafeteria area for the duration of their lunch period.
 - Because of the number served in the cafeteria, it is important that all students use common courtesy and manners in eating.

Bus Transportation

- Students riding school buses may be assigned seats and will be under the direct supervision of the bus driver.
- Infraction of the bus rules may call for disciplinary measures and/or loss of bus privileges.
- Any student who is involved with athletics or activities will be required to utilize transportation made available by the school district for various events such as “away games and matches”, “music festivals”, and “field trips”, etc.
- If a parent wishes to take their own child home from such an event, they may do so upon making prior arrangements with the sponsor and/or the building principal through a **written request**. Exceptions to this rule need to be cleared through a building principal in advance. Students will not be released to anyone but a parent.

Telephone

To limit the number of interruptions to the teaching and learning process, the office staff follows a policy of delivering telephone messages rather than calling students to the telephone during class periods. Students may make phone calls before school, after school or between classes in the event of an emergency.

Policy on Past Grads and Visitors

- **All visitors will need to report to the High School Main Office.**
- Students who have someone frequently bringing them to school, waiting to pick them up, or meeting with them at the school are requested to please ask him/her to stay out of the building. Good-byes should be said before the student enters the building. Anyone waiting to pick students up during the day or after school should wait for them in the car.

Lost and Found Articles

- Students are asked to turn any articles found into the main office. Anyone losing an article should notify the office as soon as possible. Students should not bring money or items of value to school. If students choose to do so, they should keep these items on their person at all times.
- The school is not responsible for items lost/stolen at school.
- **All items not picked up by the end of each quarter will be donated for the good.**

Assemblies

There will be various educational and entertainment assemblies sponsored during the year. College and university groups and local school groups will give assemblies for the student body.

- Courtesy is a must for all assemblies.
- Students are expected to give the speaker or performing group their attention and cooperation so that everyone in the auditorium can hear the program.
- Students disrupting assemblies will be removed and privileges suspended.
- CJSHS is judged by outsiders on the basis of assembly conduct. At pep assemblies, students are expected to cooperate with the cheerleaders, speakers, and band.

All pep assemblies or other assemblies must be scheduled in advance by the sponsor through the administration.



ATTENDANCE

Attendance Policy

One of the most important parts of a student's permanent record is attendance. Regular and punctual attendance by all students is necessary for the proper functioning of the entire school. One of the major causes of failure in secondary school is absenteeism.

Kansas law requires compulsory attendance at school; statute 72-1111 states that "every parent or person acting as parent in the state of Kansas, who has control over or charge of any child who has reached the age of 7 and under the age of 18 and has not attained a high school diploma or GED credential, shall require such child to be regularly enrolled in and attend continuously each school year."

Kansas Statute 72-1113 discusses enforcement of compulsory school attendance, and requiring school boards to establish policy identifying excused and unexcused absences; our board has established the following for excused and unexcused absences:

Excused:

1. Illness- (severe injury or illness: too severe or contagious for the student to attend class), with a parent's call or note, or a doctor's note, or the school nurse
2. Dental or clinical appointments, legal appointments, or school sponsored activity.
3. Prearranged excuses for funerals, family trips, outside organizations, or any other absence the principal gives prior approval for.
4. Severe weather that makes it impossible or impractical.

Unexcused:

1. Skipping school.
2. Non-arranged absence.
3. Leaving school without permission.
4. Absent from regularly assigned class.
5. Leaving for lunch **without parent/guardian permission or prior approval from administration.**

School law goes on to explain truancy as a student who misses 3 consecutive days unexcused, 5 days in a semester unexcused, or 7 days in a year unexcused.

Ten Absences: Once a student has accumulated ten absences per year, any additional absences will be considered UNEXCUSED and handled as an unexcused absence. Exceptions to this policy are absences that can be verified by a physician. It is the expectation of the student/parent to provide the physician documentation to the office. This policy does NOT automatically excuse a student for his/her first ten absences from school, as the administration has the final authority to determine whether or not any absence will be excused. *Documentation will be required from a physician after ten (10) absences.*

- Please fill out a Planned Absence Request Form "Blue Form" for all prearranged absences. We will work with you if you work with us. This helps all of us to avoid the issues of truancy as defined in school law in our state.

- **Understand that a parent phone call to excuse a student, for personal reasons, may not be an excused absence.** Only the administration can excuse an absence, because law states that a child attending public school is attending under the compulsory attendance law. They are to be at school, unless they fall under an excused absence, as stated above. The administration are also the truant officers and are bound by state law to enforce attendance and truancy law.
- Our automated calling system is activated at 8:45 am. It will call parents who have not notified the school of their student's absence. After this call is made by our automated calling system, absences will be unexcused except for unusual circumstances. The administration will have final authority on this.

Planned Absence: If a student knows in advance that he/she will have a personal absence, he/she must have a Planned Absence form "blue form" signed by all his/her teachers and the Principal before it is turned in to the office. The form must be turned in prior to the planned absence. These forms may be picked up in the office.

A student shall not be allowed to practice, participate in, or attend any school-sponsored activities on a day in which he or she did not attend at least half of all classes unless approval is obtained from the administration prior to the event. Students are expected to be in attendance at all classes the day following a contest or activity regardless of the arrival time home unless approval is obtained from the administration. Absences not approved will be considered unexcused. Some exceptions include doctor appointments, school activities, school-sponsored work release, religious observances, attending a funeral or other emergencies as approved by the administration.

TARDIES

Students in academic classes are expected to be in their seats ready for class when the bell rings. Students in lab, activity, or physical education classes where this is not reasonable are expected to be in the room preparing to begin class when the bell rings. Any student not meeting these criteria is tardy.

Tardies will be handled by **both the teachers and the** administration. First hour tardies **will** be sent back to the office for an admit slip. All tardies will be recorded by the teacher in the student information system.

- Students who are more than 20 minutes late to class will receive an unexcused absence for that period(s).
- Students will be given two warnings prior to punitive action for being tardy to class. Each additional tardy may result in a detention with the teacher at the teacher's discretion.

Permit to Leave the Building Pass

Written permission or telephone permission from the parent must be given to the office before a student will be issued a town pass. A student who becomes ill during the school day must check with the school nurse and/or a principal and the parents will be notified so they will know that the student is leaving school because of illness.

Senior Pictures/Personal Appointments

Seniors are required to have their yearbook portraits taken outside of school hours. Students are expected to schedule hair appointments outside of school hours.

Makeup Work

All work missed because of an excused absence must be made up, whether the absence resulted because of school activities, a prearranged excuse or illness. It is up to the student to get assignments and makeup work completed. Make-up work can be requested by the parent after the student has missed 3 consecutive days of school. Prior to 3 days students/parents can email teachers to request work or get assignments upon return to school. All students participating in extracurricular activities are to make up work missed in advance whenever possible. All work missed because of an unexcused absence will still be required to be completed.

Late work

Each teacher at Concordia Junior-Senior High has an individual policy for late work. This policy is in their syllabus. Please refer to that policy if this situation occurs. In the event of an emergency, or extremely unusual circumstances, teachers will exercise professional judgment or discretion in regards to late work.

Homework/Remediation

- Teachers may choose to assign mandatory extended learning opportunities before or after school if assignments are incomplete.
- If incomplete work becomes a habitual problem, parents will be notified and a conference can be held with student, parent and teacher.
- Further problems may result in an office referral.

HOW TO ACCESS YOUR STUDENTS GRADES ON POWERSCHOOL

Go to <https://www.usd333.com/>

Click on **Parents**

Click on **PowerSchool Gradebook**

Enter User Name: **Student ID + first/last initial** (Example: 2345965aw)

Enter Password

If forgotten, click on Forgot Password or call office to have reset

Click **Sign In**

Your student's grades will be listed to view

Click on the grade to see individual assignment grades/teacher comments



RULES AND EXPECTATIONS



Concordia Jr. /Sr. High School Behavioral Policy

It is our goal at Concordia Junior/Senior High School to provide a safe environment for all students so that the learning process is at its highest level at all times for all students. We ask all students at Concordia Junior/Senior High School to follow five basic guidelines, and to make personal choices with these guidelines in mind:

The U.S.D. 333 definition of discipline is as follows: A process designed to teach, model, and use appropriate strategies to reinforce the behaviors necessary to ensure a safe and productive learning environment by changing unacceptable behavior to acceptable behavior.

Belief Statements:

Teaching and learning the intended curriculum for all students is our highest priority. Therefore, the misbehavior of one student...

- Will not be allowed to interfere with the learning opportunities of another student.
 - Will not be allowed to interfere with the teacher's responsibility to teach all students.
 - Will not excuse the misbehaving student from successfully completing the learning objectives.
1. Discipline is part of the daily routine. Every discipline situation is an opportunity to teach expected behavior.
 2. Changing behavior takes time - self-discipline is the expected outcome.
 3. Punishment by itself cannot change behaviors.
 4. Teaching and modeling appropriate behavior, along with implementing consequences for inappropriate behavior, is the best way to change unacceptable behaviors.
 5. Expected behaviors must be communicated, taught, and modeled daily.
 6. A safe and productive learning environment is maintained for all individuals at school and school-related activities.
 7. Parents have a responsibility to ensure their children's behaviors do not take away from a safe and productive learning environment for others.
 8. Students and staff demonstrate respect for themselves, others, and their environment.
 9. Student conflicts are handled with respect for all individuals without the use of violence or threats.

PANTHER SUCCESS PRIDE

- Presence
 - Showing up to school
 - Punctuality to class and practice
 - Contributing to your school
- Responsibility
 - For your work
 - For your behavior
 - For setting goals
- Integrity

- Sticking to what you believe is right
- Being honest in what you do and respecting others
- Providing a positive example to others
- Diligence
 - Persevering through problems
 - Finishing what you start
 - Avoiding procrastination
- Ethics
 - Standing up for what is right
 - Standing against what is wrong
 - Conducting yourself in a moral and respectful manner

Students are assigned discipline referrals for inappropriate behavior.. **Proper documentation must accompany all referrals.** Administration will have the final authority on disciplinary consequences and may modify severity of consequences. Threats that disrupt the safety and security of school may be reported to law enforcement.

Types of Consequences:

Conversation with a teacher, counselor, or administrator

Restorative Practice

Detentions (Before School, Lunch, After School)

Short-Term In-School Suspension

Short-Term Out-of-School Suspension

Long-Term Out-of-School Suspension



Through its health services, the school attempts to assess the health status of students and staff, to counsel students, parents, and staff to help prevent and control disease. The nurse will provide basic first aid care for injuries or sudden illness.

Vision and Hearing Screenings are administered annually for certain grades and for any student regardless of grade level upon teacher or parental request.

Student health records are maintained separately from academic records. All staff abides by the HIPPA requirements and maintain confidentiality of protected health information.

Students must receive a nurse pass from a classroom teacher before visiting the nurses office.

Immunization Policy:

The Board of Education's policy pertaining to immunization is in compliance with K.S.A. 72-5208, 5209, 5210, and 5211 and is as follows:

- A. Upon first entrance to school certification must be presented to the appropriate school authority indicating the student has received or is in the process of receiving immunization against diphtheria, pertussis, tetanus, poliomyelitis, measles, rubella, mumps, chickenpox, and hepatitis B.
- B. Health records received from other schools where a student had been in attendance will be acceptable; however, immunizations must include those required by the State of Kansas.
- C. No student will be permitted to enter school unless the following provisions have been met:
 - 1. Certificate of immunization for diseases listed in Item A.
 - 2. In lieu of not having obtained the required immunization, the presentation of certification from a physician or local health department that student is in process of receiving the required immunization.
 - 3. Parents of students who are not completely immunized or for whom records are not immediately available shall sign a statement that the entire series will be completed within 90 days of school entrance.
- D. This policy includes all students unless medical or religious exemptions are taken. Such exemptions must be substantiated by a certificate from the physician and/or parent. Forms are available from the school nurse. Religious exemptions only need to be filled out once. Medical exemptions need to be filled out yearly.
- E. The immunization program is carried on through the county health office and is available without cost to the family.

Medication Policy:

Present board policy states that if students require medication during the school day, school personnel may administer the medication only if you meet all of the following criteria:

- 1. The medication is prescribed by a licensed physician or dentist.
- 2. The prescribing medical person sends written authorization that medication may be given at school.
- 3. The medication comes in the original container with the appropriate prescription label. The medication is accompanied by a note from the parent designating school personnel to administer the drug. The nurse has a form available. Please contact the office.

Head lice:

In the event that a student is excluded from school due to head lice, the district procedure is as follows: Students are required to remain home for 24 hours. Students will only be readmitted to school through the office, when treatment is completed, after being checked by the nurse and treatment is found to be satisfactory. For the best interest of the student and their learning, after a third occurrence, Department of Children and Families will be notified.

USD #333 Bed Bug & or Biting Insect* Policy

(*Biting insect referred to in this policy refers to Cockroaches, and/or Fleas)

It is The Policy of USD #333 that once a Bed Bug or Biting Insect has been found on a student's body, or evidence of infestation is found in a student's belongings, that the parent/guardian of that student will be notified and the student will be sent home. The school nurse will provide the parent with information/resources on treatment of the home and may provide information on assistance with cost of treatment if needed. ***Only those students with evidence of infestation will be sent home.** All of the affected student(s) classroom areas will be treated as a preventative precaution.

§ Students sent home for evidence of infestation will report to the Nurses Office first upon return to school. The nurse will check the students belongings and perform a skin check daily for two weeks after documented professional treatment of the home, or until no further evidence of infestation is found.

§ Students that are sent home will not be allowed to take home school owned items such as laptops, library books, or homework folders, ect, until the school has documentation of treatment of the home by a professional pest control agent.

§ Personal items of the affected student(s) (book bags, coats, jackets, ect.) will be stored in a plastic bag or tote in the nurse's office daily upon arrival after inspection by the school nurse. Students of classrooms affected will be required to keep their belongings in plastic bags for two weeks after the school receives confirmation of professional treatment of the affected home.

If Bed Bugs or other Biting Insects are found on the school premises (not physically on a student) The principal will notify Facilities Management. The school will seek guidance from a licensed professional pest control agent. The Principal or Superintendent, if warranted, will then notify the parents/guardians of students in the affected classroom(s)/school. Please refer to the USD #333 Bed Bug Response Flow Chart.

Wellness Policy:

U.S.D. 333 is committed to providing school environments that promote and protect children's health,

well-being, and ability to learn by supporting healthy eating, nutrition education, physical activity, and integrated school-based wellness. Therefore, it is the policy of CMS that:

Nutrition:

1. General Guidelines

- All school food service personnel receive required food safety training at a minimum of every five years. Continuing education training for all food service personnel meets federal and state requirements.
- The dining area has seating to accommodate all students during each service period.
- The food service area is clean, orderly, and has an inviting atmosphere that encourages meal consumption.
- The dining area has adequate adult supervision.
- The students are allowed to converse with one another for at least part of the mealtime.
- Mealtime conversation is not prohibited for the entire mealtime as disciplinary action.
- Reimbursable meals and/or parts of a reimbursable meal are not withheld or denied as disciplinary action.
- Content of reimbursable lunch and breakfast is identified near or at the beginning of the serving lines.
- A Kansas product is served in the school meals program at least one time per week.
- Students may bring water bottles. They need to be taken home weekly and sanitized.
- Water bottles are to be used for water only. No soda, juice, or water additives.

2. Breakfast

- All school breakfasts comply with USDA regulations and state policies.
- At least three different fruits are offered each week on three different days. At least one fruit per week is served fresh.
- Students have the opportunity to eat breakfast.
- The district offers at least 15 minutes of "seat time" to eat breakfast (not including time spent walking to and from class or waiting in line) or Grab n Go options are available
- Breakfast After the Bell- offered to students after 7:50 a.m. Schools make breakfast accessible to all students. *Breakfast prices subject to change

3. Lunch

- All school lunches comply with USDA regulations and state policies.
- At least three different fruits are offered each week. Two fruits per week are served fresh.
- One additional ½ cup* vegetable offering weekly from and of three vegetable subgroups (dark-green, red/orange, dry beans, and peas).
- An additional 1 cup* vegetable offering weekly from any of three vegetable subgroups (dark-green, red/orange, dry beans, and peas)
- Students have at least 20 minutes of "seat time" to eat lunch, not including time spent walking to/from class or waiting in line.

4. All Food Sold in Schools

- All foods and beverages sold in schools comply with USDA's Smart Snacks in Schools "All Food Sold in Schools" Standards from midnight before the 30 minutes after the end of the official school day.

- No energy drinks are sold on school property from midnight before to 30 minutes after the end of the official school day.
- USDA's Smart Snacks in Schools Beverage Standards for middle schools apply to high school (only 100% juice, water, milk).
- Fundraising within the school day meets USDA's Smart Snacks in School "All Food Sold in Schools" Standards (sans the exempted fundraisers).

3. Other Child Nutrition Programs

- Meals and snacks served under the USDA At-Risk Afterschool Meals, Afterschool Care Snack Program, Fresh Fruit & Vegetable Program, and/or Summer Food Service Program comply with all federal regulations and state policies.

A full copy of the Wellness Policy can be obtained from the school nurse or Food Service Director.

Tobacco and Electronic Cigarette Use

Smoking by students and/or the possession and use of any tobacco product or electric cigarette (Juil, Vape) is prohibited in any district facility; in school vehicles; at school-sponsored activities, programs, or events- and on any school owned or operated property.

Electronic Cigarette means a battery-powered device, whether or not such device is shaped like a cigarette that can provide inhaled doses of nicotine by delivering a vaporized solution by means of cartridges other chemical delivery systems.

Vaping by students and/or possession of a vaping device or vaping (Juil) paraphernalia, is prohibited in any district facility; in school vehicles; at school-sponsored activities, programs, or events- and on any school owned or operated property.

Smoking on campus

Students may not possess, smoke, use or smokeless tobacco products of any kind on school grounds. This includes electronic cigarettes and vaping devices.

Hallways and Morning Procedures

To maintain an environment conducive to teaching and learning, students are expected to pass through the halls in a quiet, orderly manner. All students are to report to their respective first-block class upon arrival to campus each day. Students are not to loiter in the hallway, gymnasiums, locker rooms, etc. Students who eat school breakfast are to report to their respective first-block class immediately after eating.

Detentions

Detention periods will run from 3:22 pm to 4:12 pm unless otherwise directed by administration or teachers. Students assigned detention by teachers or administrators are expected to take study materials with them. Detentions are to be served on Mondays or Wednesdays unless specific arrangements have been made. Bus students have a one-day grace period to make arrangements, if needed.

Public Display of Affection

The school has the right to expect that a student's attitudes toward others be courteous and respectful. Displaying affection in public places is inappropriate. Students, please see discipline policy for consequences.

Student Dress Guidelines

The Board of Education of USD No. 333 recognizes the fact that the image of schools is reflected in the appearance of students when they are attending school or participating in extracurricular activities. The Board has approved the following guideline for student dress, with emphasis on neatness, cleanliness and appropriateness.

Personal appearance guidelines are sometimes difficult to interpret because clothing decisions may be a result of fashion trends, individual needs and tastes, and parental guidance. However, there is a standard of dress at CJSHS. Casual attire reflecting career readiness and promoting a positive and safe learning environment is the standard expectation in our school. Examples include: Dresses, dress pants, dress shirts, polo shirts, khakis, jeans, shorts, skirts, casual pants, casual shorts, blouses, sweat shirts, sweat pants, leggings (worn with tastefulness), sport shirts and t-shirts. CJSHS standards of dress are not limited to this specific list; but rather, the standard of dress is established to align with the preferred dress of our local business partners in the workplace environment.

Examples of clothing that do not meet the dress code standard of CJSHS include, but are not limited to:

- Clothing that is sexually suggestive.
- Pajamas or clothing considered nightwear (including blankets).
- Clothing that exposes the chest area, mid-section, buttocks, or undergarments (i.e. boxers under low-slung jeans,, excessively short garments). Excessively short shorts are not considered appropriate. Shirts should go to the pants. See-through clothing is not considered appropriate.
- Clothing that is too tight, tube tops or strapless clothing. (Casual attire, specifically shorts/dresses, should be worn "within tolerance" of fingertip length by the student).
- Clothing and accessories that advertise violence, illegal activities, gang affiliation, alcohol, tobacco, or illicit drugs. This applies to trips with school clubs or organizations as well as to school.
- Clothing with language or symbols that are vulgar or plainly offensive.
- Headwear during the school day (hoods, hats, etc.). Exceptions may be made at administrator discretion for courses offered in garages where debris could pose an issue.
- Any article of clothing/accessory, which could effectively be used as a weapon, will not be permitted. Prohibited items may include, but are not limited to: spiked protrusions bracelet and necklaces which are similar, but not identical, in length, design and weight to wallet chains; box cutters outside of class, pocket knives, chains, spurs; fishing hooks on hats pliers.
- When long hair or apparel may pose a safety issue, it must be tied up or changed. Sponsors of extra-curricular activities have the right to establish reasonable guidelines for dress and appearance more stringent than those above.

Additional expectations regarding dress code:

- A student's dress and grooming should not threaten the health or safety of the student or other individuals. For example, students must wear shoes while on school property or during school-sponsored activities for protective purposes.
- Parents and guardians are encouraged to monitor their student's dress in order to support a positive learning environment.

It is our desire to work with parents and students to promote a safe and positive learning environment at school. Please note that CJSHS administration reserves the right to make decisions concerning the appropriateness of a student's attire as it pertains to ensuring a standardization of student dress. CJSHS administration also reserves the right to confiscate any item deemed inappropriate for school or to send a student home for a change of attire. Any items deemed inappropriate for school will be retained in the office. For all other violations of appearance/dress code, students will be asked to change dress or to amend grooming accordingly

The Board of Education and the administration respectfully solicit the cooperation of students and parents in complying with the dress guidelines. Students who are not in compliance with the dress guidelines will be sent to the office. In most instances, students will be asked to change. Time missed from classes will be unexcused. Students please see discipline policy for further consequences.

Access to Electronic Media: Acceptable Use Policy

The Board supports reasonable access to various information formats for students, employees and the community and believes it is essential for users to use this privilege in an appropriate and responsible manner.

Safety Procedures and Guidelines

The Superintendent shall develop and implement appropriate procedures to provide guidance for access to electronic media. Guidelines shall address teacher supervision of student computer use, ethical use of electronic media (including, but not limited to, the Internet, e-mail, and other District technological resources), and issues of privacy versus administrative review of electronic files and communications. In addition, guidelines shall prohibit use of networks for prohibited or illegal activities, the intentional spreading of embedded messages, or the use of other programs with the potential of damaging or destroying programs or data.

Students shall be provided instruction about appropriate online behavior, including interacting with other individuals on social networking sites and in chat rooms and cyber-bullying awareness and response.

Internet safety measures shall be implemented that effectively address the following:

- Controlling access by minors to inappropriate matter on the Internet and World Wide Web;
- Safety and security of minors when they are using electronic mail, chat rooms, and other forms of direct electronic communications;
- Preventing unauthorized access, including "hacking" and other unlawful activities by minors online;
- Unauthorized disclosure, use and dissemination of personal information regarding minors; and
- Restricting minor's access to materials harmful to them.
- Specific expectations for appropriate Internet use shall be reflected in the District's code of acceptable behavior and discipline including appropriate orientation for staff and students.

Permission/Agreement Form

A written parental request shall be required prior to the student being granted independent access to electronic media involving District technological resources.

The required permission/agreement form, which shall specify acceptable uses, rules of online behavior, access privileges, and penalties for policy/procedural violations, must be signed by the parent or legal guardian of minor students (those under 18 years of age) and also by the student. This document shall be kept on file as a legal, binding document. In order to modify or rescind the agreement, the student's parent/guardian (or the student who is at least 18 years old) must provide the Superintendent with a written request.

Employee Use

Employees shall use electronic mail primarily for purposes directly related to work-related activities. Each employee is responsible for the security of his/her own password.

Community Use

On recommendation of the Superintendent, the Board shall determine when and which computer equipment, software, and information access systems will be available to the community.

Upon request to the Principal/designee, community members may have access to the Internet and other electronic information sources and programs available through the District's technology system, provided they attend any required training and abide by the rules of usage established by the Superintendent/designee.

Disregard of Rules

Individuals who refuse to sign required acceptable use documents or who violate District rules governing the use of District technology shall be subject to loss or restriction of the privilege of using equipment, software, information access systems, or other computing and telecommunications technologies. Employees and students shall be subject to disciplinary action, up to and including termination (employees) and expulsion (students) for violating this policy and acceptable use rules and regulations established by the school or District.

Responsibility for Damages

Individuals shall reimburse the Board for repair or replacement of District property lost, stolen, damaged, or vandalized while under their care. Students or staff members who deface a District web site or otherwise make unauthorized changes to a website shall be subject to disciplinary action, up to and including expulsion and termination, as appropriate.

Responding to Concerns

School officials shall apply the same criterion of educational suitability used to review other educational resources when questions arise concerning access to specific databases or other electronic media.

Administrative Audits

The administration reserves the right to monitor uses of all electronic communication devices, files and accounts. Staff and students and members of the public granted permission to use district equipment shall have no expectation of privacy while using district equipment on or off school premises.

Computer Network & Internet Use

In order for a student to gain access to the Internet or network, the individual student must have parental/legal guardian permission. Parents/legal guardians will be given the option of denying Internet access and requesting alternative assignments that do not require Internet/network usage. All students must sign an Internet Network Access Agreement. Failure to do so will result in the Internet/network being denied.

Students shall have no expectations of privacy when using district e-mail or computer systems. E-mail messages shall be used only for approved educational purposes. Students must use appropriate language in all messages. Students are expected to use the system following guidelines approved by teachers or the administration.

Any email, computer application, information in district computers, or computer system is subject to monitoring by the staff and/or the administration. The school retains the right to duplicate any information created by students in a computer system or on any individual computer. Students who violate these rules, or any other classroom rules relating to computer use are subject to disciplinary action up to and including suspension from school.

Please remember that use of the Internet/network is a privilege, not a right. Students violating policies pertaining to the standards of conduct regarding Internet use will be subject to the following:

1. Restriction or loss of network/Internet access for an undisclosed period of time deemed appropriate by the administration; and/or
2. Disciplinary or legal action including, but not limited to, suspension or expulsion from school and/or criminal prosecution under appropriate local, state and federal laws; and/or
3. Restitution for the cost of damages to hardware/software.

Inappropriate use of the Internet/network will include, but not be limited to the following:

1. Accessing, uploading, downloading or distributing pornographic, obscene, or sexually explicit material of any kind.
2. Accessing, uploading, downloading or distributing music or electronic files of any kind.
3. Transmitting obscene, abusive, sexually explicit or threatening language.
4. Accessing another individual's materials, information, or files without previously being given permission.
5. Using or attempting to discover another's password.
6. Violating copyright or using the intellectual property of another individual or organization without their permission.
7. Vandalizing, defined as any unauthorized access and/or malicious attempt to damage computer hardware/software or networks. Also including the destruction or attempt to destroy the data of another user by creating, uploading, or intentionally introducing viruses into the network/Internet.
8. Intentionally wasting limited resources and storage space.
9. Harassing, insulting, or attacking others.
10. Using, disclosing, or disseminating personal information online, such as full name, home address, phone number etc..., except with the pre-approval of certified staff or the administration.
11. Using email lists from the district, network or server to gain personal information about other individuals.
12. Gaining unauthorized access to resources or entities.
13. Invading the privacy of others.
14. Improperly and/or intentionally altering the set-up of computers as determined by the administration. This includes, but is not limited to; desktops, wallpapers, screensavers, shareware or any installed software.
15. Using software that has not been pre-approved or assigned by staff or administration.
16. Seeking to gain or gaining unauthorized access to the network, software, Internet or computer devices.
17. Failure to follow district policy, building policies and guidelines, or any other policies established by the board of education, building administration, or certified staff designed to prevent computer, Internet or network usage.

18. Any issue the administration deems as inappropriate use.

1BG Computer Use (See GAA and JCDA) Use of District Computer/Privacy Rights

Computer systems are for educational and professional use only. All information created by staff shall be considered District property and shall be subject to unannounced monitoring by District Administrators. The District retains the right to discipline any student, up to and including expulsion, and any employee, up to and including termination, for violations of this policy.

Copyright (See ECH)

Software acquired by staff using either District or personal funds, and installed on District computers, must comply with copyright laws. Proof of purchase (copy or original) must be filed in the District office.

Installation

No software, including freeware or shareware, may be installed on any District computer until cleared by the network administrator. The administrator will verify the compatibility of the software with existing software and hardware, and prescribe installation and de-installation procedures. Freeware and shareware may be downloaded only onto workstation floppy disks, not hard drives. Program files must have the Superintendent's approval to be installed on any District server or computer. Students shall not install software on District computers or computer systems.

Hardware

Staff shall not install unapproved hardware on District computers, or make changes to software settings that support District hardware.

Audits

The administration may conduct periodic audits of software installed on District equipment to verify legitimate use.

Privacy Rights

Employees are/or students have no expectation of privacy when using District e-mail or other official communication systems. Any email or computer application or information in District computers or computer systems is subject to monitoring by the administration.

Ownership of Employee Computer Materials

Computer materials or devices created as part of any assigned District responsibility or classroom activity undertaken on school time shall be the property of the Board.

Approved: 1/12/98; Amended: 8/14/00; Amended: 8/12/02; Amended 8/11/03

11BGA Children's Internet Protection Act

The District shall implement the Children's Internet Protection Act (CIPA). The superintendent shall develop a plan to implement the Children's Internet Protection Act. This plan shall be on file with the Board Clerk and in each school office with Internet access, and copies shall be available. The superintendent shall ensure compliance with CIPA by completing Federal Communication Commission forms as required.

Approved: 11/12/01

Please check https://www.usd333.com/238934_2 for the 1:1 Chromebook Initiative Handbook

Cell Phones & Electronic Devices

With the constant advancement in electronic technology, the use of cell phones in the building will be restricted. Cell phones must be turned in to the designated holding location upon arrival to each classroom and may be picked at the end of the class. **Junior High School Students may not have cell phones during the school day. High School students may use electronic devices between classes and at lunch time, and when directed to by teacher or office personnel during class time.** Violations of this policy may result in confiscation of the cell phone by a teacher or principal. Confiscated items will be returned to the student or parent/guardian at the discretion of the principal. Other devices (including, but not limited to, smart watches and headphones/AirPods) may be restricted or

confiscated if they pose a threat to safety/security of school operations, interfere with learning, or jeopardize the integrity of academics.

Hazing/Harassment/Intimidation/Bullying/ Menacing Policy

USD 333 is committed to providing a positive and productive learning and working environment. Hazing, harassment (may be sexual or racial), intimidation, menacing or bullying (including cyber-bullying) by students, staff or third parties is strictly prohibited and shall not be tolerated on school property, in school vehicles, or at school sponsored activities.

Students whose behavior is found to be in violation of this policy will be subject to discipline, up to and including expulsion.

Bullying by Definition

The term “bullying” is many times misinterpreted within the setting of our schools. All conflict between students must not be interpreted as bullying. In the instance there is retaliatory behavior (fighting back) by students who are bullied it could make determining the distinction between bullying and conflict difficult. However, in the case that bullying is taking place, it will be handled strictly, thoroughly, and quickly by administration in accordance with USD 333 policy.

CJSHS and USD 333 policy define “bullying” as the activity of repeated, aggressive behavior, **or** behavior that is highly likely to be repeated, **and** intended to hurt another person or persons. There are four types of bullying: physical, verbal, relational, and cyberbullying. Conflict engagement between students must meet all of the following 4 criteria to be considered bullying.

- Intentional Unwanted Aggressive Behavior
- Repeated Behavior—or behavior that is highly likely to be repeated
- Must involve a Perceived or Real Power Imbalance
- Cause Harm or Serious Lasting Problems

Incident Report forms can be found in the school office or counseling center to report bullying. All reports will be kept confidential and private. In the instance that bullying is found to be taking place, it will be handled strictly, thoroughly and quickly by administration in accordance with USD 333 policy.

- The “Bully” is referred to administration for consequences and points assigned deemed necessary by the Student Handbook and all situations will be documented.
- Parents of the Bully and the victim are notified.
- The “Bully” is referred to Counselors for monitoring of progress of this problem
- The victim is monitored closely by counselors

In accordance with implementing & emphasizing the above bullying policy, Concordia Jr/Sr High School utilizes character education and character development to support appropriate behavior toward others. At the beginning of each school year, students and staff will be educated in recognizing and reporting bullying to administration, counselors, and additional trusted adults.

Failure to Comply with a Reasonable Request

Failure to comply with the reasonable directive or request of a teacher, staff member, or administrator will be considered disruptive behavior that interferes with the academic environment. These infractions will be disciplined according to the circumstances and severity of the offense.

Suspension and expulsion policy

Procedures for suspension and expulsion of students, including notification, and hearings, are addressed in the USD 333 Policy Handbook and in Chapter 72, Article 89 of the school laws of Kansas.

- The Principal and Assistant Principals have authority from the Board of Education of USD #333 to suspend or expel any student guilty of misconduct or persistent disobedience, when such suspension or expulsion is in the best interest of the school.
- A short-term suspension is not to exceed ten school days. Long-term suspension **may** extend past the end of the current semester.

- Parents shall be notified that a student has been suspended by written notification specifying reasons for suspension in accordance with the policy as set forth in the Board of Education Policy Handbook.
- If a long term suspension or expulsion is decided upon, hearings will be set up for the student, parents and school personnel as set forth in the Board Policy.

Firearms

- A pupil shall not knowingly bring to school or possess, handle or transmit any firearm, at any school at any time, on school property at any time, or at a school supervised activity. The word "school" as used herein, includes not only all schools in this district, but also any school located in the State of Kansas.
- For purposes of this policy, a firearm shall be any device defined as a firearm in Section 921 of Title 18 of the United States Code as it is presently enacted or may hereafter be amended, and includes any device, including a starter gun, which will or is designated to or may readily be converted to expel a projectile by the action of an explosive; the frame or receiver of any such device; and firearm muffler or firearm silencer; any explosive, incendiary or poison gas: bomb, grenade, rocket having a propellant charge of more than four (4) ounces, missile having an explosive or incendiary charge of more than one-quarter (1/4) ounce, mine, or other device similar to any of these devices.
- A pupil who violates the terms of this policy shall be reported to the appropriate law enforcement officials and shall be subject to an automatic ten (10) day suspension from school, pending a formal hearing on expulsion pursuant to K.S.A. 72-8901, et seq., as amended. The formal hearing on expulsion shall be conducted by the Superintendent.
- Upon conclusion of the hearing, if the Superintendent, as hearing officer, finds that the pupil has violated the terms of this policy, the pupil shall be expelled from school for a period of one (1) year (186 school days), except that the Superintendent may modify this expulsion requirement on a case by case basis under the provisions of JDC (Probation).

JDDA & JDDA-2 Drug Free Schools

The following are Prohibited Activities:

- Using, possessing, selling, furnishing, or having been under the influence of any controlled substance, alcoholic beverage, intoxicant of any kind, tobacco or smoking paraphernalia.
- The improper use/abuse, possession, selling, furnishing of any prescription or nonprescription drug or any materials (facsimiles) that give the appearance of alcohol, tobacco, or other controlled substances. This Policy is required to the 1989 amendments to the Drug Free Schools and Communities Act., P.L. 102-226, 103 St. 1928. (cf LDD)

JDDB Drug Free Schools

- All school-sponsored functions, including those held at sites other than the school shall be drug free and alcohol free. Possession, distribution or sale of drugs, drug paraphernalia, inhalants, alcohol, tobacco or any materials (facsimiles) that give the appearance of alcohol, tobacco, or other controlled substances or other illegal substances is not permitted. Students and their guests, regardless of age, are to arrive free of these substances. For the purposes of this policy, the smell of alcohol on a student's breath is a violation.

JDDA-2 Drug Free Schools

- Students who are suspended long term (over 10 days) or expelled under the term of this policy will be afforded the due process rights contained in board policy and Kansas statutes, K.S.A. 72-8901, et seq. Nothing in this policy is intended to diminish the ability of the district to take other disciplinary action against the student in accordance with other policies governing student discipline. In the event a student agrees to

enter into and complete a drug education or rehabilitation program, the cost of such program shall be the responsibility of the student and his/her parents

- A list of available programs along with names and address of contact persons for the program is on file with the board clerk. Parents/Guardians or students should contact the directors of the programs to determine the cost and length of the program. (Cf. JCDA and JDD)
- A copy of this policy and a list of available drug and alcohol counseling programs shall be provided to all students, and the parents of all students. Parents of all students shall be notified that compliance with this policy is mandatory.

JCAB-R-4 Use of Trained Dogs to Search

- At the request of the administration, law enforcement officers or licensed private agencies may use trained dogs on school premises to identify student property which may contain illegal or illicit materials and to determine whether materials are present which may threaten the general health, welfare and safety of students and/or district employees. Vehicles parked on school property are subject to dog searches.

JGEC Sexual Harassment

- When acts of sexual harassment or other violations of this policy are substantiated, appropriate action will be taken against the individual.

JGEC-2 Sexual Harassment

- Any student who believes that he/she has been subjected to sexual harassment should discuss the alleged harassment with the principal, guidance counselor, or another certified staff member. If the matter is not resolved to the satisfaction of the student in this meeting, the student may initiate a complaint under the district's discrimination complaint procedure.
- The filing of a complaint or otherwise reporting sexual harassment will not reflect upon the individual's status nor will it affect grades, future employment or assignments. Confidentiality will be maintained throughout the complaint procedure.



ACADEMICS AND GRADES



Grade Cards and Eligibility Reports

2022-2023

CURRENT GRADES– Available online.

Grades 7-12: Semester 1 (December) grade cards are printed and mailed
Semester 2 (May) grade cards are mailed and contain grades for the entire school year.

Grades are pulled from the teacher grade book.

Grade Period	End Date	Gradebooks CURRENT by
1 st 9 weeks/Quarter 1	October 11, 2024 (Friday- Fall Break)	October 14, 2024 (4:00 p.m. Monday)
2 nd 9 weeks – Quarter 2/Semester 1	December 20, 2024(Friday)	December 23, 2024 (4:00 p.m. Thursday)
3 rd 9 weeks/Quarter 3	March 14, 2025 (Friday- Spring Break)	March 17, 2025 (4:00 p.m. Monday)
4 th 9 weeks – Quarter 4/Semester 2	May 16, 2025 (Friday)	May 19, 2025(4:00 p.m. Monday)

ELIGIBILITY REPORTS - will be printed at the End of each Semester. Students must be passing 5 new classes to be eligible for the next semester.

You are encouraged to make additional contacts with students and parents as needed to encourage satisfactory academic effort and performance.

USD #333, Concordia Schools, consider student records as confidential and will protect the rights and privacy of parents and students in the control, use, inspection and review of such records. Student health records are maintained separately from academic records, all staff abide by the HIPAA requirements and maintain the confidentiality of protected health information.

Directory information is identified as information which the schools may make available without parents' or students' consent. Information about students identified as Directory Information is as follows:

1. Student's name, address, telephone number and date of birth.
2. The student's major field of study and classification.
3. The student's participation in officially recognized activities:

- a. Sports
- b. Dramatics, debate, forensics
- c. Music---band, vocal, small groups
- 4. The weight and height of members of athletic teams as well as reports of game performances and statistics, etc.
- 5. Dates of attendance.
- 6. Awards and academic achievements.
- 7. The most recent educational agency or institution attended by the student.
- 8. College or institution students plan to attend after graduation.

Annual Notice To Parents And Students Of Rights Under The Family Educational Rights And Privacy Act

Under the provisions of the Family Educational Rights and Privacy Act (FERPA), parents of students and eligible students (those who are 18 or older) are afforded various rights with regard to educational records that are kept and maintained by Unified School District No. 333. In accordance with FERPA, you are required to be notified of those rights which include:

1. The right to review and inspect all of your educational records, except those which are specifically exempt. Records will be available for your review within 45 days of the day the district receives your request for access.
2. The right to prevent disclosure of personally identifiable information contained in your educational records to other persons, with certain limited exceptions. Disclosure of information from your educational records to others persons will occur only if:
 - a. we have your prior written consent for disclosure;
 - b. the information is considered "directory information" and you have not objected to the release of such information; or
 - c. disclosure without your prior consent is permitted by law.
 - The district may disclose, without your consent, personally identifiable information to school officials with a legitimate educational interest. A school official is a person employed by the school as an administrator, supervisor, instructor, or support staff member (including health or medical staff and law enforcement unit personnel); the school board (in executive session); a person or company with whom the school has contracted to perform a special task (such as an attorney, auditor, medical consultant, or therapist); or a parent or student serving on an official committee such as a disciplinary or grievance committee, or assisting another school official in performing his or her tasks. A school official has a legitimate educational interest if the official needs to review an education record in order to fulfill his or her professional responsibility or duties.
 - The district will disclose a student's education records to officials of another school district in which the student seeks or intends to enroll without your consent and without further notice that the records have been requested or forwarded.
3. The right to request that your educational records be amended if you believe the records are misleading, inaccurate, or otherwise in violation of your rights. This right includes the right to request a hearing at which you may present evidence to show why the record should be changed if your request for an amendment to your records is denied in the first instance.
4. The right to file a complaint with the Family Policy and Regulations Office at the U.S. Department of Education if you believe that Unified School District No. 333 has failed to comply with FERPA's requirements. The address of this office is 400 Maryland Avenue SW, Room 4074, Washington, DC 20202-4605.

5. The right to obtain a copy of Unified School District No. 333 policies for complying with FERPA. A copy may be obtained from Unified School District 333.

Directory Information: For purposes of FERPA, Unified School District No. 333 has designated certain information contained in educational records as directory information. This information may be disclosed for any purpose without your consent. This information can be disclosed without consent because it is the type of information that would not generally be considered harmful or an invasion of privacy if disclosed. The following information is considered directory information: name, address, telephone number, electronic mail address, date and place of birth, participation in officially recognized activities and sports, weight and height of members of athletic teams, dates of attendance, degrees, honors and awards received, the most recent previous school attended by the student, class designation or grade level, enrollment status (e.g., undergraduate or graduate, full-time or part-time), major field of study and photographs.

You have a right to refuse to permit the designation of any or all of the above information as directory information. If you refuse, you must file written notification to this effect with Unified School District No. 333 at 217 W. 7th on or before August 1, 2021. If a refusal is not filed, Unified School District No. 333 assumes you have no objection to the release of the directory information designated.

Recruiting information: Military recruiters and institutions of higher education are entitled under federal law to a list of names, addresses, and telephone numbers of high school students unless you object to the release of this information. If you notify your principal in writing at any time that you do not wish your child's name, address, and telephone number released without your written consent, we will honor that request.

Panther Hours

Honor passes **may** be given to seniors only. **This is at the discretion of the building principal. In order** to be eligible, a student must maintain exemplary grades, be a student in good standing, and score proficient or better on high school state assessments. This pass enables students to leave the building during the class period they select during enrollment. Such students are not to be in the hallways after the bell. All other school rules are to be followed by students with honor passes. Parental permission slips are required. Honor passes may be revoked due to improper conduct. During Panther period, students are required to check in at the office at the beginning of the hour or when they arrive at school. Attendance will be taken.

Honor Rolls

The senior high honor rolls will be issued by the Guidance Office after each semester grading period. Students qualifying will be named to one of the following honor rolls:

- Principal's Honor Roll if GPA is between 3.00 and 3.49.
- Panther Honor Roll if GPA is between 3.50 and 4.00.
- A grade of "D", "F" or "I" disqualifies a student from the Honor Roll.

Honor Student Recognition

The Valedictorian, Salutatorian, and CHS Honor Scholars will be recognized at Commencement Exercises. To be considered for these honors, a student must meet a core curriculum in line with the regents qualified admissions requirements and be a student "in good standing". According to the Kansas State High School Activities Association "a student who is under penalty of suspension or whose character or conduct brings discredit to the school or to the student, as determined by the principal, is not in good standing." The core curriculum shall include a minimum of :

- a. 4 units of Language Arts (must include Senior Composition or Senior Lit)
- b. 3 units of Math(Algebra I, Geometry, Algebra II, Pre-calculus, Calculus, and College Algebra (College Algebra earns .50 credit)
- c. 3 units of Science (Biology I or Higher)
- d. 3 units of Social Science
- e. 2 units of Fine Arts (Foreign Language, Band, Vocal Music, Drama and Art)
- f. 3.75 GPA

Each senior meeting the above requirements will be awarded a school medal for scholarship honors.

CLASS RANK: Based on a straight 4.0 scale (A,B,C,D/4.0, 3.0, 2.0, 1.0) with no weighted classes. Students may share a ranking; several may have 4.0 and share ranking of 1st in their class.

Panther Honor Awards

Throughout the year, faculty will be asked to submit names of seniors who are in "good standing" and who have contributed to the success of the school over their four years in high school. Students will receive this honor award based on their contributions to the school, including but not limited to attitude toward staff and fellow students, contributions in classes, participation in some aspect of the school activity programs, and the impact they have had on making CHS a better school during their four years. A faculty committee will select the final candidates. Students will be recognized during the end-of-year awards assembly.

Citizenship Award

One senior girl and one senior boy will be elected by a faculty committee to receive the KSHSAA Citizenship Award. It is to be given to the senior boy and girl who have proven to be the most outstanding citizens.

Perfect Attendance Award

Any student attending four years of high school without missing any school will be recognized and awarded a perfect attendance award medal.

Concordia Jr/Sr High Open Lunch Criteria - P.R.I.D.E Card

(Formerly Renaissance Cards)

- Juniors/Seniors only: 2.5 - 4.0 GPA and/or 3.0 KAP Score Avg., Student in Good Standing (Open Lunch option)

- Seniors only: 2.0 minimum GPA, Student in Good Standing (Open Lunch option)

- GPA. calculated for Jr. 's using Sophomore year transcript. Senior GPAs calculated from Junior year.

- Parent permission required for any student to participate.

Administration may revoke card privileges due to improper conduct or declined G.P.A. at the semester. If student tardiness becomes a problem, open-lunch privileges will be revoked. Parent's will be notified if a student loses their P.R.I.D.E. card privileges.

P.R.I.D.E. Card holders are expected to model exemplary behavior/conduct at all times!

COURSE AND GRADUATION REQUIREMENTS

Student Enrollment and Class Changes

All students are required to carry a full seven period schedule with not more than one supervised study. Exceptions may be made by administrators.

All students must have their enrollments checked by the counselors Any questions pertaining to graduation requirements or student classification are to be cleared through the Guidance Office. Any student schedule change during the school term must be worked out through the guidance office and have the approval of the administration. New students entering Concordia Jr-Sr High School for the first time will enroll through the Guidance Office.

Transfer of Credit

Counseling office will request transcripts from a previous school where a student attended. If all credit on transcript is from an accredited school, Concordia JR/SR High School will honor all credits earned. If credit on transcript is from a non-accredited school then the following guidelines will be followed for awarding credit.

- Accept 7.25 credits per year based on admitted grade level
- Grades will be listed on transcript as a total number of credits earned and will not be itemized
- All credits will be pass or fail only which will not figure into GPA
- Maximum number of credits that will be granted is 14.5
- Student will be granted completion of graduation requirements based upon classification status

Traditional Classification of Students

Sophomores	at least 5 to 11 units
Juniors	at least 11 to 17 units
Seniors	at least 17 or more units

Foreign Exchange Students

Concordia JR/SR High School will admit a maximum of three foreign exchange students per year. School administration will review student application and student home placement prior to allowing placement. The school will also review the English Language Test administered to the foreign exchange student by the placement agency. Students will need to score at a level of 80% on this test for acceptance to CJSHS. Students will be admitted as transfer students from a non-accredited school. The counseling department will review the student's educational file and enroll the student as a junior or courses that best meet the student's needs. Foreign exchange students will not graduate or participate in the graduation ceremony.

Independent Study

Independent study courses may not be used for required credit, but may be used for elective credit. Independent study courses must be approved by the principal.

Graduation Ceremony

Seniors wishing to participate in graduation ceremonies must have completed all requirements as set forth by the Board of Education. The Tuesday before graduation weekend will be the last day of finals for seniors, and this will be the deadline date for completion of all requirements. A student who fails to complete requirements by 3:30 pm on Tuesday will be informed that evening that they will not be participating in the graduation ceremonies, and will need to make further arrangements to complete the graduation requirements. Any exceptions must be approved by the Administration.

Senior Graduation Apparel

Gentlemen should wear slacks or pants and shirts for both commencement and baccalaureate. Under no circumstances will open toed shoes or short pants be allowed.

Ladies should wear slacks or pants and shirts or dresses with appropriate shoes. Corsages or costume jewelry may not be worn with caps and gowns. Short pants of any kind are not allowed.

Students who violate the dress code will be asked to change. If time does not permit for this to occur, the student will not be allowed to participate in the ceremony. **NO WRITING OF ANY KIND WILL BE ALLOWED ON CAPS OR GOWNS.**

Only school-issued or -approved cords will be allowed to be worn during the commencement ceremony. If a student is issued an outside cord or distinguishing item, he or she must seek prior approval in writing, using a form found in

the office, indicating how the club, activity, or event falls under two of the four following categories: Scholarship, Service, Leadership, and Character. Only cords meeting at least two of these criteria will be allowed to be worn at the ceremony.

A senior committee will meet each year to review each request prior to each year's commencement ceremony, and, along with the building principal, approve or deny any requests.

Diplomas

The graduating students will receive their diploma immediately following the ceremony. During the graduation ceremony, students will cross the stage and receive their diploma cover.

Dropping of Class

Dropping of a class must be done within the first week of school. Any classes dropped after this time will require the permission of their parent, a counselor, the teacher(s) involved, and the principal and may result in an "F."

College Visitations

Seniors are allowed two days for college visitations, if scheduled before April 12th and taken before May 7th. Two additional college visitations may be taken with prior administrative and counselor approval during your Junior or Senior years. All arrangements for career days or college interviews will be handled by the Guidance Office. Any career or college visitation must be scheduled at least three days in advance of the visit. Colleges prefer one week notice. If arrangements for a college visitation are made directly between the college and the student, appropriate permission forms should still be submitted to the guidance office in advance in order to qualify for excused attendance status.

CONCORDIA HIGH SCHOOL GRADUATION

2024

CHS DIPLOMA - 25 CREDITS REQUIRED

Language Arts – 4 Credits

1 English 9 1 English 10 1 English 11
½ Speech ½ English Elective

Math – 3 Credits Science – 3 Credits

Selected from CHS Mathematics/Science courses

Social Studies – 3 Credits

1 World History (10th) 1 American History (11th)
½ Government (12th) ½ Social Studies Elective

Vocational Classes – 1 Credit listed in Curriculum Handbook

Personal Finance- ½ Credit

Fine Arts/World Lang.– 1 Credit

Includes 2D or 3D Art, Music and World Language

Physical Education – ½ Credit

To be taken sometime during the 4 yrs of

HS Health – ½ Credit (9th)

Electives - 8 ½ Credits

CHS HONOR SCHOLAR

VALEDICTORIAN or SALUTATORIAN

Language Arts - 4 Credits

1 - English 9 1 - English 10 1 - English 11
½ - Senior Comp or Lit ½ - Speech

Math - 3 Credits

Must take Algebra I or higher

Science - 3 Credits

Must take Biology I or higher

Social Studies - 3 Credits

1 - World History 10
1 - American History 11
½ - U.S. Government 12
½ - Elective

Vocational Classes - 1 Credit

See Curriculum Offered

Personal Finance - ½ Credit

Fine Arts/World Language - 1 Credit

Physical Education - ½ Credit

Health - ½ Credit

Electives - 7 ½ Credits

Valedictorian = The top 4.0 student based on numeric calculation.

Salutatorian = The 2nd highest 4.0 student based on numeric calculation.

REQUIREMENT OPTIONS FOR GRADUATION

Required for:	State (21)	CHS Diploma (25)	CHS HONOR SCHOLAR Minimum 3.75 GPA	Qualified Admissions	Kansas Scholar
English	4 credits Must include reading, writing, literature, communication and grammar	4 credits Same as state 1/2 must be Speech, Debate or Forensics	4 credits Must take Senior Comp & Senior Lit 1/2 must be Speech, Debate or Forensics	4 credits (1 in each year of high school)	4 credits (1 in each year of high school)
Social Sciences	3 credits U.S. Government (1) Modern American History (1) Modern World History (1/2) Elective (1/2)	3 credits Same as state	3 credits Same as state	3 credits Same as state	3 credits Same as state
Math	3 credits Algebraic & Geometric concepts	3 credits Same as state	3 credits Algebra I, Geometry Algebra II	3 credits Algebra I, Geometry Algebra II & at least 22 on ACT (if not 4 credits of higher level math)	4 credits 1 from Pre-Calculus or above
Science	3 credits Physical & Biological concepts with 1 lab course	3 credits Same as state	3 credits Biology I & higher	3 credits Biology I & higher	3 credits Biology, Chemistry & Physics
PE/Health	1 credit	1 credit Same as state	1 credit Same as state	0 credits	0 credits
World Languages	0 credits	0 credits	0 credits	0 credits	2 credits from same World Language
Career & Technical Ed	0 credits	1 ½ credits 1/2 must be Personal Finance	1 ½ credits 1/2 must be Personal Finance	0 credits	0 credits
Fine Arts	1 credit	1 credit Same as state	2 credits Can be from World Language	1 credit Same as state	1 credit Same as state
Electives	6 credits	8 ½ credits	7 ½ credits	7 credits	4 credits
TOTAL Initial all you are pursuing	21 credits	25 credits X	25 credits X_____	21 credits X_____	21 credits X

****NOTE - ONE Valedictorian and ONE Salutatorian chosen from the 4.0 students in the CHS Honor Scholar column based on numerical GPA calculation. Must also take Calculus or Physics. **Tie breaker=PSAT/NMSQT**

GRADES AND ELIGIBILITY REQUIREMENTS

Grades

The grades that a student receives for each individual class are entirely between the teacher and the student. If for some reason a student feels that a grade was issued in error, he/she should see the instructor. If this does not resolve the matter, the student should see one of the Guidance Counselors.

Grading Scale

The following grading scale will be used at the Jr/Sr High School:

90-100	A
80-89	B
70-79	C
60-69	D
Below 60	F

Semester Examination

All students are expected to complete finals for each semester as directed by their respective teachers.

Incompletes

- Students who receive an "Incomplete" from an instructor have ten consecutive school days from the designated end of the grading period to change their status in that subject area. At the end of the ten day grace period, a grade of "F" will be entered on the student's transcript unless an extension is requested by the parent or guardian (the request must be made before the end of the ten day period).
- An extension of time contract needs approval of the administration.
- The parents must initiate the extension process.

Eligibility Requirements

Concordia Junior-Senior High School (CJSHS) is a member of the Kansas State High School Activity Association (KSHSAA) which sets minimum academic standards for student eligibility in extra-curricular activities.

Extra-Curricular Activities and Events Eligibility:

Any junior or senior high student in an extracurricular activities or attending an event must be passing five classes to be eligible to compete or attend. Eligibility will be determined at each marking period semester). If ineligibility is determined, eligibility will be possible at the next marking period. Students may practice, but not compete, if ineligible. Academics are our first priority. Extracurricular activities or events are a privilege. Students involved in extracurricular activities or wanting to attend events should be aware at all times of their grades. This includes participating in KSHSAA competitions, musicals, and

plays. It also includes attendance at KSHSAA competitions (unless under the direct supervision of a coach), musicals, plays, STUCO activities and dances including prom.

A student who has reached his/her 19th birthday on or before September of the current school year may or may not be eligible for interscholastic activities. Hardship eligibility may be possible for some students. Please see the athletic director if there is a concern.

Students may not engage in outside competition during the season in which they represent the school in that sport. For example, a student may not compete in club basketball during the school's basketball season.

1. Students must have a physical examination and written consent from parents on file in the school office.
2. A transfer student must meet the transfer rule requirements.
3. A student shall not have been in attendance more than eight semesters of possible eligibility in a four year school (grades 9-12).
4. Students must be in good standing. A student who is under suspension, out of school, or whose character or conduct brings discredit to the school or to the student, as determined by the principal, is not in good standing. In school suspensions end at 3:22 the day of the last ISS day. Students must meet all USD 333 and Concordia Jr/Sr High school requirements to be eligible.

ACADEMIC ELIGIBILITY FOR COLLEGE SPORTS

Scholarships

In order to compete in college level sports, the high school graduate must meet minimum requirements for academic eligibility. It is necessary to start preparation for meeting these requirements in the 9th grade. Requirements vary according to college size and level of competition. Most colleges are associated with one of the following categories:

1. NCAA Division I or Division II (K-State, KU, WSU, etc.)
 - a. Graduate from High School
 - b. Attain a 2.3 grade point in a successfully completed core curriculum of at least 16 academic courses. This includes four years of English, three in Math, two in Natural Science, and two in Social Sciences.
 - c. Complete 10 of 16 core courses including 7 in English, Math, or Science before the start of your 7th semester.
2. NAIA (Bethany, KS. Wesleyan, etc.) The student must meet two of the following three requirements:
 - a. Attain a 2.3 grade point average in a successfully completed core curriculum of 14 academic courses. This includes three years of English, two in Math, two in Natural Science, and two in Social Sciences.
3. Community and Junior Colleges (Cloud County, Hutchinson Jr. College, etc.)
 - a. Graduation from an accredited high school.
 - b. Minimum of a 1.5 grade point average.

NOTE: These are minimum requirements and colleges may have additional requirements of their own.



ACTIVITIES AND ATHLETICS



Refer to the Concordia Junior-Senior High School Athletic/ Activity Policy Handbook for additional policies specifically regarding athletics and activities.

Athletic Passes

An athletic pass will be included in the activity fee for all students 7-12. This will allow students to attend all athletic and activity events, except postseason state events.

School Dances

All school dances will have to be approved and scheduled by the Administration. Three faculty sponsors must be present. There will be no student smoking or drinking allowed. A contraband dog may be invited to attend random dances. After the dance has been in progress for thirty minutes, the outside doors will be locked, and no student will be admitted after that time. Once students enter the function, they are not to leave, unless given specific administrator permission, or they will not be allowed back in, even if it is prior to locking of the entrance doors.

Dances are for Concordia High School students. Outside guests must be signed up in the high school office prior to the dance. No outside guest will be admitted unless given prior approval by the administration. Guests must be under the age of 21. Outside guests must have a valid driver's license or high school student ID at the dance check in. Junior high school students are not allowed at high school dances. High school students are not allowed at junior high dances. Each group sponsoring a dance must appoint a clean-up committee. Lockers are not to be used for school dances. A coat room will be opened if needed.

Football Homecoming

Homecoming during the football season is one of the biggest events of the school year. The student council sponsors the homecoming assembly, parade and election of senior girls and boys as homecoming royalty. They also sponsor the homecoming dance following the football game. In the afternoon, there is the annual parade downtown with many floats and the CHS and junior high bands.

Sportsmanship

CHS students, whether participants or spectators, are expected to conduct themselves at all games, matches and activities according to the principles of sportsmanship as outlined in Rule 52 of the KSHSAA manual. All actions should be positive and supportive of CJSHS, its athletes and teams, and should reflect well on CJSHS.

The Student Council

The purpose of the Student Council organization is to encourage school spirit, cooperation and pride in CHS. It provides students the opportunity to participate in the government of the school, to promote worthy school activities, to provide a forum for discussion of interest to the student body, to create and maintain standards of good citizenship among the students, to aid in the formation of good school policy and to aid the administration in furthering its policies for the betterment of the school.

The officers of StuCo consist of a president, vice-president, secretary and treasurer. These officers were elected last spring by the student body following a school-wide campaign.

Each class is represented in StuCo by four class officers elected during the spring election campaign.

Some of the duties of the Student Council are conducting elections and sponsoring school dances, homecoming and sports festivals as well as making regulations and any other duties that may be delegated to an organization of this kind. It also acts as a sounding board for the student complaints and cooperates with the faculty and administration in the solution of school problems.

The Student Council Advisor will appoint Junior High and Senior High Student Council members to serve on the Concordia Junior-Senior High Site Council. This will allow students the opportunity to meet with the Principal, Assistant Principal and Counselors along with community and parent stakeholders monthly. It will help keep communication lines open between students, administration and the Board of Education.

Elections of the StuCo officers for the succeeding year shall occur in the spring semester of the present school year as designated by the functioning Student Council in cooperation with the administration.

Election of StuCo Executive Officers

Executive officers are elected in the spring. To be eligible:

1. Any qualified member of the junior class may run for the office of president.
2. Vice-Presidential candidates may be current sophomores or juniors.
3. Secretary & Treasurer candidates may be current 8th through 11th graders.
4. The nominees should have at least a 2.5 grade point average for the executive officers.
5. Candidates must file a petition with at least 40 signatures from students currently in grades 8th-11th.
6. Candidates may hang campaign posters that have been approved by the StuCo Advisor or CHS Administration. Each candidate is limited to 5 posters which may be hung in the main hallways with painter's masking tape. Each candidate should operate their campaign on a high level and with integrity. Candidates should center on such issues as: school spirit, academic excellence, improvement of communications, and school pride.
7. Election Assembly – If necessary, an assembly will be held to give competing offices/candidates a chance to state their campaign. Candidates will be seated on stage and be given three minutes to address the student body.

Election of StuCo Class Officers

Class officers are elected in the spring. To be eligible:

1. The nominees should have at least a 2.0 grade point average for class officers.
2. Candidates must have enough credits to classify them with the class electing them.
3. Nominations must be checked by the class sponsor for eligibility.
4. Each candidate will file a petition with 15 student signatures from his/her class. If a classmate signs one petition for a given office, he or she cannot sign another petition for the same office.
5. Candidates may hang campaign posters that have been approved by the StuCo Advisor or CHS Administration. Each candidate is limited to 5 posters which may be hung in the main hallways with painter's masking tape. Each candidate should operate their campaign on a high level and with integrity. Candidates should center on such issues as: school spirit, academic excellence, improvement of communications, and school pride.
6. Election Assembly – If necessary, a class assembly will be held to give competing offices/candidates a chance to state their campaign. Candidates will be seated on stage and be given three minutes to address the class.

2024-2025 Student Council

Executive Officers

President	Hattie Blackwood
Vice-President	Carlie Carlgren
Secretary	Payton Breese
Treasurer	Gracey Drury

Senior Officers

President	Keegun Beims
Vice-President	Ella Bottner
Secretary	Lacie Duvall
Treasurer	Lewis VanMeter

Junior Officers

President	Francisco Ayala
Vice-President	Nevaeh Valcoure
Secretary	Dane Cleveland
Treasurer	Katelyn Reedy
Jr. At Large	Peyton Retter
Jr. At Large	Tierney Breault

Sophomore Officers

President	Anna Widen
Vice President	Mahaylla Ratliff
Secretary	Keri Farmer
Treasurer	Baylor Knox
Soph At Large	Rush LeDuc
Soph At Large	Catelin Benyshek

Freshmen Officers

President	Skye Johnson
Vice-President	Stella Trost
Secretary	Deekon Holbert
Treasurer	Burklee Jackson

Election of Jr. High Student Council

T

1. The candidates should have at least a 2.0 grade point average.
2. Candidates must complete a Petition For Office form.
3. Candidates will need recommendations from three of their teachers/staff members.
4. Candidates will need recommendation from Junior High Principal or Counselor.
5. Candidates will need a signature from their parent/guardian.
6. Candidates will need recommendations from 10 of their grade level classmates
7. Candidates may hang 3 posters in the school hallways. The individual posters may not exceed 24" x 24".
8. Candidates may NOT hand out any candy, pencils, treats, buttons, etc...
9. Candidates will be given an opportunity to speak in front of their classmates to state their campaign. Speeches must be under 1 minute in length.
10. 8th grade Officers will be determined based on the number of votes. The highest number of votes is President, then Vice President, Secretary, Treasurer, Officer at Large, and Officer at Large, respectively.
11. 7th grade Class Representatives will be the six candidates with the most votes.
12. In the event of a tie, current core teachers will be asked to vote, if a tie still exists, the winning candidate will be determined by the flip of a coin.

Student Organizations and Clubs

Concordia High School sponsors a wide range of student activities for the purpose of providing students with additional opportunities to develop leaders and citizens, to further develop character and self-respect, to learn to work with and respect others, to practice democratic ideas and ideals, and to learn to use leisure time.

Organizations, Clubs, and Activities

Band- Stuart Roegge

Catscratch Productions- Chris Stiles

Chess Team- Zachary Morris

Debate/Forensics- Zachary Morris

Drama Club - Kelly Knedler/Chris Stiles

FBLA- David Gieber

FCCCA - Janelle Donovan

FCIA- Ashley Blain

FFA- Krystal

Nelson

Friends of Rachel- Quentin Clark

Yearbook- Jenny Acree

HS Student Council- Dustin Bender

JH Student Council- Ashley Gray

Language Club- Margie Timme

NHS- Jamie Meyer

Scholar Bowl- Alexis Koops

Spirit Squad- Bobbie McWhorter

Robotics Club- Melissae Stiles

Vocal - Kelly Knedler

Letter Requirements

To letter in any of the activities or sports programs, check the requirements for lettering with the head coach or sponsor of the program. The head coaches and sponsors are:

Volleyball	Rio Brown
Football	Jordan Echer
Cross Country	Rick Haden
Boys' Basketball	Derek Holmes
Girls' Basketball	Trey Kuhlman
Boys'/Girls' Track	Brad Wildeman
Wrestling	Josh Brown
Boys' Golf	Gene Rundus
Girls' Golf	Gene Rundus
Girls' Tennis	John Turner
Boys' Tennis	John Turner
Baseball	Dustin Bender
Softball	David Gieber
Instrumental Music	Stuart Roegge
Vocal Music	Kelly Knedler
Debate/Forensics	Zachary Morris
Drama	Kelly Knedler
Spirit Squad	Bobbie McWhorter



COUNSELING OFFICE & STUDENT SERVICES



COUNSELING SERVICES AT CONCORDIA JR/SR HIGH SCHOOL

General Information

Staff: **Josh Brown Jr./Sr. High Counselor**
Shannon Abram, Jr./Sr. High Counselor
Jordan Champlin, USD #333 Social Worker

Office Hours: 7:40 a.m. - 4:00 p.m. Monday-Friday and by appointment

Telephone: (785) 243-1100

STUDENT SERVICES

In assisting the high school student in their transition from high school to the post-secondary or work environment the guidance department focuses on three main areas or strategies throughout the students four years of high school. First and foremost is through academic counseling. Included within this area but not exclusive would be academic planning which assesses educational progress and preparation, college visitation and admissions assistance and ACT preparation. The second area of focus is career counseling which offers a wide area of resources and tools for career exploration. The third area of focus is on personal counseling. Counselors are always available to assist students with personal problems or concerns which will aid in their transition to the post high school world. We feel that while focusing on these three major areas of student development then we will cover the comprehensive role of our counseling department and therefore meet the needs of all students.

Career Counseling

Xello is an online career exploration resource for students and parents. All students Grades 7th-12th will utilize the program as part of their Individual Plan of Study (IPS).

Academic Counseling

ACT preparation: Registration packets are available in the Counseling Office for the ACT test. Sample tests are available, as well as ACT prep books which can be checked out through the Guidance Office. Sample test questions are also available on the computers in the labs for student use. Some ACT Prep Study Nights have been coordinated through Concordia High School. Please contact the counseling office for further opportunities and resources.

Scholarship Assistance and Information

FastWeb.com: Online Scholarship Applications from thousands of sources.

NOTE: Detailed scholarship information and application forms are available through the Guidance Office.

Academic Planning Assistance – Annual, individualized conferences with parents and students to assess educational progress and preparation.

College Visitation Program – Coordinated through the Guidance Office, the College Visitation Program offers Juniors and Seniors an opportunity to visit the colleges, vocational/technical schools or trade schools they may consider attending after high school.

College Admissions Assistance – Assistance and guidance in the preparation of documents necessary for entrance into post-secondary educational institutions.

Personal Counseling

Counselors are always available to assist students with personal problems or concerns. Students may stop by the School Counseling Office at any time, or may be referred by teachers or parents.

Student Support Phone Numbers

Drug Abuse Hotline: 1-800-662-4357
Suicide and Crisis Hotline TEXT 988

Sponsored by the United States Department of Health and Human Services

Teen Abuse Hotline: 1-800-422-4453
Crisis Help Line: 1-800-785-8111
Teen Crisis and Runaway Line: 1-800-621-4000
International Suicide Prevention Hotline: 1-800-273-8255



SAFETY PROCEDURES



Fire Drills

Fire drills will be held monthly during the school year. The signal for the fire drill is the continuous ringing of the fire alarm bell. To clear the building as quickly as possible, students should follow the fire drill directions posted in each room. Students are not to push, run, shove or make unnecessary noise during the drill. Everyone should move to the sidewalk away from the school building and wait for the all clear signal to be given.

Students who are handicapped will be assisted from the building by their classroom teacher and/or a paraprofessional.

Tornado Drills

Tornado drills will be held as required by state law. The tornado drill will be signaled by a continuous ringing of the classroom bells. Students are expected to move quietly through the halls. Students should follow the tornado drill directions posted in each room and accompany their teachers to the designated area. In the event of an actual tornado warning, students will not be allowed to leave the building unless picked up by their parents.

Students who are handicapped will be assisted to a designated area in the lower level by their classroom teacher and/or a paraprofessional.

Emergency Crisis Drills

Several times a year we will run Emergency Crisis Drills, as mandated by law. These drills may involve classroom lockdowns. Students will be notified in advance of these drills.

Providence Working Canines

Concordia Jr/Sr High School and USD 333 contracts with Providence Working Canines to provide an even safer and more secure campus. The dogs used are non-aggressive and are approachable by students, faculty and staff while on campus. They detect most substances that are not wanted on campus, whether illegal or prescription, excluding tobacco. Providence does an annual beginning of the year student and parent meeting in our theater. Their website is www.providencek9.com.



TRANSPORTATION HANDBOOK



This handbook sets forth the policies and regulations for school bus riders in Unified School District No. 333, Concordia, Kansas. Please read carefully and discuss these regulations with your children.

District buses run various types of routes, including high school, middle school, elementary school, kindergarten, special education, preschool and various combinations of other activities. Buses are on routes of some kind at almost any hour of the day.

Bus driver training is a continuous program in Unified School District No. 333. At meetings held regularly each month, drivers study Safe and Defensive Driving, First Aid, CPR, Student Behavior Management and other subjects related to bus operations. At the beginning of each year, bus drivers take an eight hour defensive driving class to insure that all drivers have an opportunity to stay abreast of their requirements.

The Transportation Director maintains all vehicles within the school district. The buses are inspected daily for servicing, washing, and repairs.

Every bus is equipped with a two-way FM-VHF radio. While within the district, all busses are in communication range. When breakdowns occur, a spare bus can usually be on the scene within minutes.

It is the intention of the Board of Education and the Transportation Department to provide the safest possible pupil transportation service. You, the parent, and the student can help by putting emphasis on keeping noise and movement at a minimum. Remember, every time drivers check on a disturbance, their eyes are taken off the road and chances for an accident are increased.

If there are any questions, please call the transportation office at 243-6033 or the Board Office at 243-3518.

Transportation Coordinator Office --- 243-6033
BOE Office (Transportation Director) --- 243-3518
Concordia Jr/Sr High School (Grades 7-12) --- 243-2452
Concordia Middle School (Grades 5-6) --- 243-2114
Concordia Elementary School (Grades Pre-K-4) --- 243-8853
LCNCK --- 243-3294
CAP 275-3636 or 275-3593
CCDC 275-1111

KNOW YOUR DRIVER

Be sure you know the number assigned to your child's bus and then be sure to become acquainted with the driver. Problems are handled best when both parties feel free to call each other.

THE SCHOOL BUS STOP LAW

Most people know that they are supposed to stop when a school bus is loading or unloading passengers. In most cases, routes are arranged so that children are not required to cross major highways, but they may need to do so, on certain county roads. Always be especially cautious when near a stopped school bus.

ROUTING

Bus routes are laid out with primary regard for safety, efficiency, and economy. Buses will be routed as close to homes as possible, but other considerations may make it necessary to have children walk a short distance. This distance is never over one-eighth of a mile. If a private drive is over one-eighth of a mile in length, the bus will pull in provided there is an all-weather road surface, adequate room to turn the bus around, and no overhanging tree branches.

When conditions warrant, mud routes will be in use. When mud routes are required, the bus will remain on blacktop or gravel roads.

OFF ROUTE REQUESTS

Buses will not take children to destinations off the regular route. Upon a formal written request, the driver may be able to accommodate a drop off at another approved stop with Transportation Department approval.

Drivers are instructed not to leave a child at home if there appears to be no one there. Children will be returned to the school when there is no one at home. Parents who are delayed in returning home should phone the school that their child attends. This will allow the driver to be notified of this fact.

VISITORS

Children are allowed to have visitors ride with them provided there is room on the bus. A written request must be presented to the bus driver in advance and email is more efficient and preferred. If this is not possible, call the transportation office (243-6033) so that the bus driver may be informed.

SCHEDULE CHANGES

If there is a change in your child's schedule, or the child will not be riding the bus, please be sure to send a note for the bus driver and for the teacher. Changes can be called into the appropriate school office before 3:00 P.M. Those students riding buses will be placed on the bus unless the parent has sent a note to the teacher and the bus driver or telephoned in advance.

Notes for the teacher and the bus driver are also necessary when a bus student is to ride a different bus or when a non-bus student is to ride home with a bus student.

BUS EXPECTATIONS

Be Safe and Respectful by:

- Staying in Seats at all times
- Listen to Driver's Instructions
- Use Inside Voices

Respect the Bus by:

- Picking up your trash
- Avoiding food and drink on bus
- Not damaging the bus

Respect each other by:

- Not Yelling
- Not Fighting
- Not Pushing

WHEN EXPECTATIONS ARE FOLLOWED

- Students will be greeted by a Driver with a polite familiar face daily whose focus is always on the road ahead.
- Students will enter each bus safely and comfortably.
- Students will arrive to school or home safely, having enjoyed a safe, positive experience on a USD 333 bus.

WHEN EXPECTATIONS ARE NOT FOLLOWED

The USD 333 Transportation Department makes safety our primary focus whether making decisions regarding inclement weather, emergency evacuation drills or student discipline. All discipline referrals for poor bus behavior will be first handled by each respective building principal with consequences as outlined in each building's respective student handbook. In the instance the behavior is not corrected or extremely severe, the Transportation Director will become involved with a face to face parent meeting. Transportation privileges may be suspended for a specific number of days or for the remainder of the school year, depending on the severity of the misbehavior.

INCLEMENT WEATHER PROCEDURES

The USD 333 Transportation Department makes safety our primary focus whether making decisions regarding inclement weather, or emergency evacuation drills. When decisions are made to run buses late, or not to run at all, an announcement will be made as soon as possible through our School Messenger system, www.usd333.com, Facebook, Twitter, as well as KNCK Radio (1390 AM) (94.9 FM) on your radio dial for such an announcement.

The Board of Education has indicated when there is any doubt about a situation; the decision will be in favor of not running the buses which might endanger the safety of children.

State law requires that twice a year school buses must conduct an emergency evacuation. Your child may bring home a note asking for your permission to help with the evacuation.



April 9, 2024

Kelly Struebing
Director of Operations
Concordia Public Schools

RE: Concordia Middle School

Hellas is pleased to provide this Scope of Work and Proposal for the above referenced project.

PLAYGROUND

Sitework

Hellas scope of work:

1. Excavation to subgrade (dirt removed). Excavated materials will be stored on site at the owner's directed location.
2. Concrete curb around perimeter of area (total area 50 x 220).
3. Econailer Boards around perimeter of area.

SYNTHETIC TURF

Hellas scope of work:

1. Geotextile – Provide and install geotextile over subgrade.
2. Drainage Stone – Provide and compact 3" drain stone.
3. Regapu Pad – 10-12 mm pad (approx. 11,000 sq ft)
4. Synthetic Turf - Provide and install approximately 11,000 square feet of Kickabout synthetic turf system with the noted installation options listed below.
 - Silica gravel base infill.

After synthetic turf installation is complete, Hellas will provide an operation and maintenance orientation for care of the turf field, and all supplied equipment quoted above.

Proposal Price

\$168,420.00





EXCLUSIONS

1. Any item of work not specifically listed above.
2. Subgrade stabilization.
3. Rock excavation or haul off.
4. Any embankment or processing of imported soils.
5. SWPPP/Erosion control.
6. Engineering.
7. Construction materials inspection and testing.
8. Supply or installation of perimeter safety or construction fencing.
9. Site security.
10. Any Allowances or Contingencies.
11. Taxes.
12. Prevailing or union wages.
13. Any permits or fees, including any utility impact fees generated by construction improvements.
14. The owner shall provide ingress/egress for ALL personnel, equipment, and materials; typical construction traffic shall be expected for the duration of this contract. Contractor NOT responsible for damage due to typical construction traffic ingress/egress to the construction site.
15. Bonds (*if bonds are required, add 1.5% to contract amount*).

Notwithstanding anything to the contrary in any of the Contract documents, under no circumstances shall the Performance bonds, maintenance bonds or the obligations of the Surety be liable for any warranty obligations that exceed 1 year from the date of substantial completion as defined in the Contract documents.

Hellas looks forward to the award of this project and is eager to work with you.

**Pricing valid for 14 days from date of this proposal.*

Sincerely,

Michelle Kuhns
Regional VP – Central Region
Hellas

CONCORDIA MIDDLE SCHOOL

SUBMITTAL DRAWINGS FOR:

SYNTHETIC TURF LANDSCAPING TURF



Concordia, Kansas

INDEX OF DRAWINGS

Hellas Construction, Inc. (P) (512) 250-2910
12000 West Parmer Lane (F) (512) 250-1960
Austin, TX 78613 hellas.com



- 1 COVER
- 2 SEAMING PLAN AND DETAILS
- 3 COLOR RENDERING

THIS TURF SUBMITTAL HAS BEEN SENT FOR REVIEW AND APPROVAL BY HELLAS CONSTRUCTION, TURF DIVISION. TURF INSTALLATION WILL NOT PROCEED UNTIL AN APPROVED COPY IS RETURNED.

REVIEWED BY: _____

REVIEWED DATE: _____

ISSUE: FOR APPROVAL
DATE: JULY 17, 2024



Hellas Construction, Inc. (P) (512) 250-2910
12000 West Parmer Lane (F) (512) 250-1960
Austin, TX 78613 hellas.com

OWNER:
Concordia USD 333
Concordia Middle School
1021 E. 7th St., Concordia, KS 66901
(785)243-2452

PROJECT:
SYNTHETIC TURF LANDSCAPING

PROJECT LOCATION:
Concordia, Kansas



COMMENTS:

DRAWN BY: JC


All drawings and written material appearing herein constitute original unpublished work, and may not be duplicated, used or disclosed without the written consent of Hellas Construction, Inc.

DATE:
JULY 17, 2024

REVISION:
1.1

SHEET TITLE:
COVER

SHEET NUMBER:
1 OF 3



MEASUREMENTS & QUANTITIES	
FEATURES/MATERIALS	DETAILS
AREA OF TURF	5,500 SF.
TURF PERIMETER	440 LF.



Hellas Construction, Inc. (P) (512) 250-2910
 12000 West Parmer Lane (F) (512) 250-1960
 Austin, TX 78613 hellas.com

OWNER:
 Concordia USD 333
 Concordia Middle School
 1021 E. 7th St., Concordia, KS 66901
 (785)243-2452

PROJECT:
 SYNTHETIC TURF LANDSCAPING

PROJECT LOCATION:
 Concordia, Kansas



COMMENTS:
 Drawing scale accurate ONLY when printed on 11x17 paper.

DRAWN BY: JC

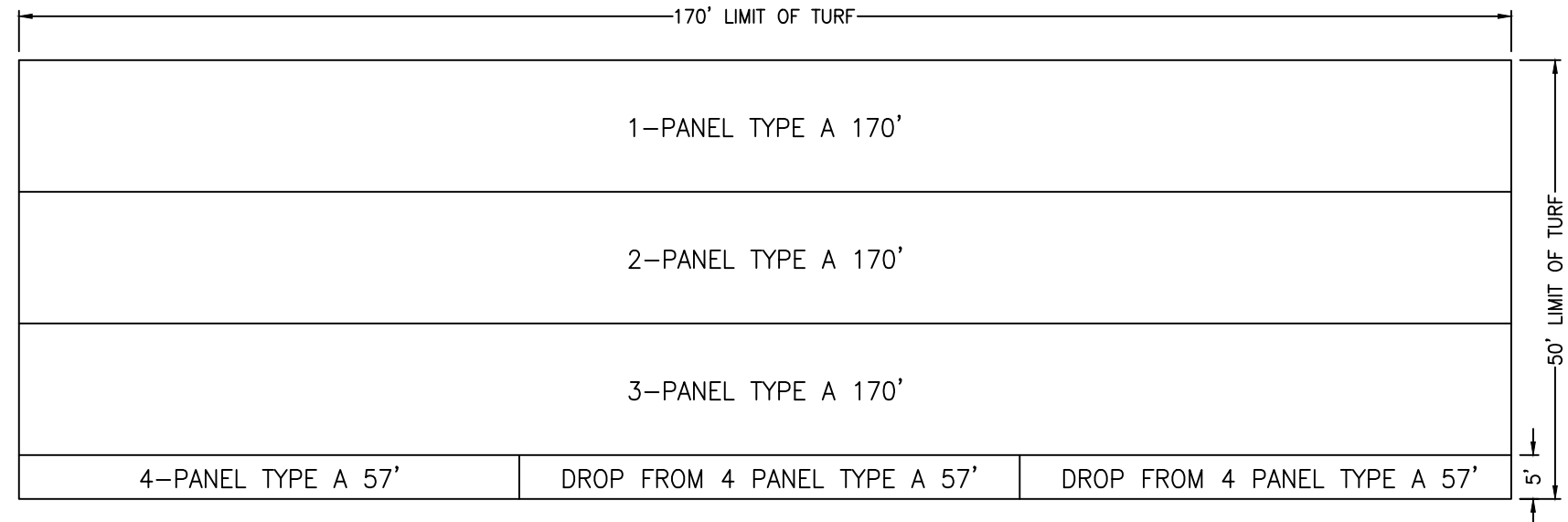
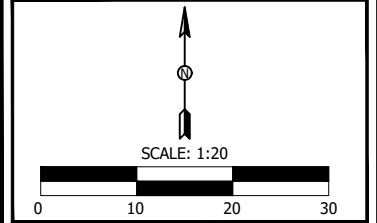
All drawings and written material appearing herein constitute original unpublished work, and may not be duplicated, used or disclosed without the written consent of Hellas Construction, Inc.

DATE:
 JULY 17, 2024

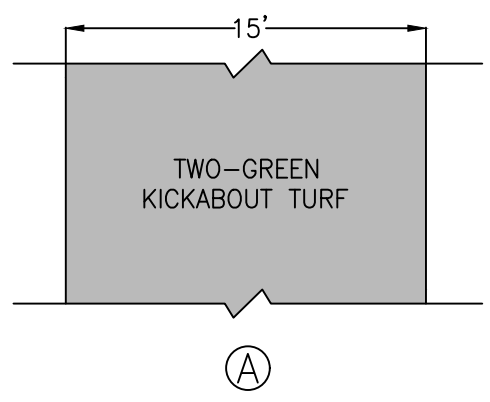
REVISION:
 1.1

SHEET TITLE:
 SEAMING PLAN AND DETAILS

SHEET NUMBER:
 2 OF 3



1 SEAMING PLAN
 Scale: 1:20





MEASUREMENTS & QUANTITIES	
FEATURES/MATERIALS	DETAILS
AREA OF TURF	8,500 SF.
TURF PERIMETER	440 LF.



Hellas Construction, Inc. (P) (512) 250-2910
12000 West Parmer Lane (F) (512) 250-1960
Austin, TX 78613 hellas.com

OWNER:
Concordia USD 333
Concordia Middle School
1021 E. 7th St., Concordia, KS 66901
(785)243-2452

PROJECT:
SYNTHETIC TURF LANDSCAPING

PROJECT LOCATION:
Concordia, Kansas



COLOR RENDERINGS WITHIN THIS TURF SUBMITTAL REPRESENT TURF SCOPE ONLY. IF SHOWN, TRACK LAYOUT, TRACK COLORS AND AERIAL IMAGE ARE DEPICTED FOR GENERAL OVERVIEW.



COMMENTS:
Drawing scale accurate ONLY when printed on 11x17 paper.

DRAWN BY: JC

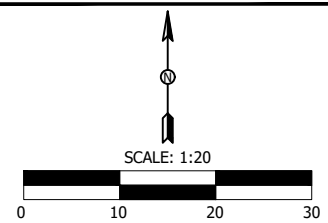
All drawings and written material appearing herein constitute original unpublished work, and may not be duplicated, used or disclosed without the written consent of Hellas Construction, Inc.

DATE:
JULY 17, 2024

REVISION:
1.1

SHEET TITLE:
COLOR RENDERING

SHEET NUMBER:
3 OF 3



1 COLOR RENDERING
Scale: 1:20

BY-LAWS - FY '25



LEARNING COOPERATIVE of NORTH CENTRAL KANSAS

Concordia, Kansas

UNIFIED SCHOOL DISTRICTS

- USD 108 - Washington County
- USD 109 - Republic County
- USD 224 - Clifton-Clyde
- USD 333 - Concordia
- USD 426 - Pike Valley

The By-Law statements listed below are intended as established guidelines to assist the personnel of the cooperative in fulfilling their duties.

1. Duties of Member Districts

A. Sponsoring District

The following responsibilities will be assumed by the sponsoring district:

1. Maintain all fiscal records of the cooperative.
2. Approve and process all purchase orders; approve and pay bills for expenditures.
3. Apply for and receive all funds from the State Department of Education, assessments from the cooperative districts and from any service contract from non-member districts, and from any other local, state, or federal agency.
4. Operate within the confines of the approved budget.
5. Prepare a monthly financial report for each regular Board of Directors meeting.
6. Prepare the financial records of the cooperative to be audited annually as provided in Kansas Statutes.
7. Bill each cooperative district for its share of the cooperative budget.
8. List personnel vacancies in appropriate college and university placement offices; receive and process applications, arrange for interviews and provide services necessarily assumed in personnel recruitment.
9. Enter into contracts with personnel employed in the cooperative.
10. Maintain personnel files on all employees, including evaluations.

B. Cooperating Districts

The following responsibilities will be assumed by the cooperating districts:

1. Provide fiscal payment to the sponsoring district as specified by agreement.
2. The superintendent shall participate in all meetings as provided in the agreement or as called by the chairperson. The superintendent may provide an administrative designee to those meetings s/he is unable to attend.
3. Gain local board approval and inform same of the cooperative progress and directions.
4. Provide appropriate district facilities for personnel and equipment assigned by the cooperative.
5. Assist in the interview and selection of LCNCK personnel.
6. Be responsible for the necessary transportation of special education students, both within their districts and to appropriate attendance centers within the cooperative.
7. Adhere to all policies and procedures necessary to provide appropriate services to exceptional children.

C. Duties of the Officers

The duties of the officers of the Board of Directors are as follows:

1. Chairperson - shall be elected from the Board of Directors. S/he shall call and preside over all meetings as specified in the agreement and existing policy.
2. Vice-chairperson - shall be elected from the Board of Directors, and in the absence of the chairperson, perform the duties so designated.
3. The Board of Directors shall advise on Cooperative matters, although the Board does not have any of the powers of a board of education of a unified school district. The board shall recommend certain policies and procedures, priorities, and budgeting items which are to be acted upon later by the board of education of the Sponsoring District.
 - a) **Membership:** Membership of the Board of Directors shall consist of the superintendents of the participating school districts.
 - b) **Duties:** Duties of the Board shall include the following:
 - 1) To recommend basic policies.
 - 2) To recommend to the Sponsoring District a Director, and other professionals and personnel.

D. The Director

a) **General Responsibilities:** The administration of the Cooperative shall be vested in a Director. The Director shall administer the affairs of the Cooperative with the advice and counsel of the Board of Directors.

- b) **Functions and Duties:** The duties of the Director shall include the following:
- 1) Direct employment of LCNCK personnel
 - 2) Prepare and manage the budget of LCNCK
 - 3) Prepare and submit required reports of the State, Federal, and Local Governing Agencies in scope of LCNCK operation.
 - 4) Act as a consultant and advisor to each participating district insofar as special services are concerned

5) Act as executive officer of the Board of Directors of the Cooperative and prepare such records and reports as required by the Board of Directors and the Board of Education of the Sponsoring District.

6) Exert line authority and supervision of all LCNCK personnel not assigned to a particular school district.

7) Recommend to the Board of Directors and the Board of Education of the Sponsoring District, programs, budgetary matters, and other concerns allied with the education of exceptional children.

8) Perform other duties as directed by the Board of Directors and the Board of Education of the Sponsoring District.

E. Meetings

1. Regular meetings of the Board of Directors shall be held monthly except during July and August. These dates will be set annually at the June meeting. Any monthly changes in these dates may be approved by a majority of the Board of Directors at least three days prior to the regular meeting.
2. Special meetings - any two members desiring a special meeting shall contact the chairperson who shall call a meeting by properly notifying each member of the Board of Directors at least two (2) days prior to the proposed meeting.

F. Evaluation of Staff

Staff personnel will be evaluated in accordance with the law and based upon the implementation of the policies of the sponsoring district.

G. Personnel Restrictions

Whenever LCNCK personnel perform private evaluations or engage in either private professional practice or any other activity associated to the employment while utilizing a school facility in any LCNCK district, prior approval must be received from the LCNCK Director of Special Education.

H. Non-Member Student Participation

Students residing in non-member districts will be accepted subject to approval of each district's attendance policy.

I. Eligibility for VI-B

Eligibility for VI-B flow through funds will be determined by the director of the cooperative. The director will count and verify the compliance of all eligible disabled students who have current Individual Educational Programs for each district. A composite count will then be made for the cooperative and be submitted in the application for Title VI-B funds.

J. Identification Procedures

The LCNCK special education screening identification, evaluation, placement, and programming procedures, shall be applied according to current state and federal laws and regulations.

K. Description of Services: The Cooperative shall provide special education and related services for all exceptional children in the Cooperative service area and those services shall meet standards and criteria set by the law and the State Board of Education.

L. Number of Children Served: The number of children served in each district shall be reported as of December 1 of each school year by categorical area, age group and educational environment, or as otherwise required by law.

M. Due Process - Hearing Procedures

Costs incurred for due process and hearing procedures shall be the combined responsibility of the cooperative and the local district in which the child resides.

N. Confidentiality

Confidentiality procedures shall be applied according to current state and federal regulations.

O. Changes to the Agreement

Section 1: Mutual Agreement: Mutual consent means the unanimous agreement of all districts participating in the agreement.

Section 2: Termination and/or Revision: This agreement is subject to K.S.A. 72-968, as amended. Should a member district wish to withdraw from the Cooperative, that district must proceed pursuant to that statute and present a petition for withdrawal to the Cooperative Director and to the Superintendent of Schools, USD 333. The agreement may be changed or modified by mutual consent (i.e. unanimous agreement) of all the participating districts. The change shall become effective only after the change is approved by the State Board of Education.

Section 3: Disposal of Property – In the event of a partial termination of this agreement by withdrawal of any participating school district from membership in the Cooperative, the school district shall be reimbursed only for any funds due that school district after the payment of all of that district's outstanding obligations to the Cooperative. Supplies, materials, and equipment maintained by the Cooperative shall remain the property of the Cooperative, and no distribution shall be made to the withdrawing participating school district.

If the decision is made not to renew this agreement and to completely dissolve the Cooperative, any monies remaining after the obligations of the Cooperative have been met shall be divided among the participating school districts in proportion that they contributed to the Cooperative during its final year of operation. Supplies, materials, and equipment shall remain the property of the Sponsoring District.

P. Affirmative Action Policy

The Learning Cooperative of North Central Kansas, sponsored by Concordia Unified School District 333 believes in the principal and practice of equal educational and employment opportunities. Therefore, no person shall, on the grounds of race, creed, color, religion, national origin, ancestry, sex, age, or any other statutorily prohibited basis be excluded from participating in, be denied the benefits of, or be subjected to discrimination under any program conducted by the Cooperative.

Q. Participant Signatures

These Articles of Agreement are entered into with the intent of participating district as signatories hereto to organize and operate the Learning Cooperative of North Central Kansas within the framework of the policies set forth in these Articles and as determined by the availability of funds, resources, and demand for the program.

IN WITNESS WHEREOF, the parties have hereunto, on behalf of their respective District, set their hands:

Washington County, USD 108

By: _____
Board President

Date: _____

Republic County, USD 109

By: _____
Board President

Date: _____

Clifton-Clyde, USD 224

By: _____
Board President

Date: _____

Concordia, USD 333

By: _____
Board President

Date: _____

Pike Valley, USD 426

By: _____
Board President

Date: _____

USD 333 Board of Education Core Beliefs:

1. I will prepare for, attend, and actively participate in board meetings and encourage and respect the free expression of opinion by my fellow board members in an open, honest and respectful manner, honoring the differences of opinion or perspective.
2. I will respectfully listen to those who communicate with the board, seeking to understand their views, as I represent all school district constituents honestly and equally and refuse to surrender my responsibilities to special interest or partisan political groups.
3. I will strive to keep my board **dedicated to** its primary work of clarifying the district purpose, direction and goals, and monitoring district performance **while staying Student Centered and Focused**
4. I will strive for a positive working relationship with the superintendent, respecting the superintendent's authority to advise the board, implement board policy, and administer the district.

NAME**POSITION**

Updated 8/12/2024

LCNCK New Hires

Kimberly Cashman	Substitute Para Educator (Pending Paperwork)
Brandie Poe	Para Educator at CES (Pending Paperwork)
Hannah Smith	SPED Para at CJSHS (Repl. K. Crain)

LCNCK Resignations

Lynda Cates	Para Educator at RCHS
-------------	-----------------------

LCNCK Terminations**LCNCK Deceased****LCNCK Transfers****USD #333 New Hires**

Kimberly Cashman	Substitute Para Educator (Pending Paperwork)
Metricia McHugh	Para Educator at CES (Repl. M. Foster) (Pending Paperwork)
Taryn Mosher	Para Educator at CES (Repl. K. Chizek) (Pending Paperwork)
Michael Roe	Head JH Boys Basketball Coach
Katie Jackson	Asst. JH Volleyball Coach
Sydney Cantrell	Asst. HS Softball Coach

USD #333 Transfers

Amy Wildeman	X-fer from Para Facilitator to Instructional Coach at CMS (New Position)
Alison Snyder	X-fer from CMS to CES Preschool Para/Daycare Para (Repl. G. Swarts)

USD #333 Resignations**USD #333 Terminations****USD #333 Deceased**