

# Agenda of Regular Meeting

## The Board of Trustees Lone Oak Independent School District

---

A Regular Meeting of the Board of Trustees of Lone Oak Independent School District will be held January 23, 2023, beginning at 6:00 PM in the Lone Oak ISD Administration Building 8162 Highway 69 South Lone Oak, TX 75453.

The subjects to be discussed or considered or upon which any formal action may be taken are listed below. Items do not have to be taken in the same order as shown on this meeting notice. Unless removed from the consent agenda, items identified within the consent agenda will be acted on at one time.

1. Establish a quorum and call meeting to order
2. Opening Prayer & Pledges
3. Forum for community input
4. Consent Agenda
  1. Monthly Check Register 3
  2. Finance/Investment Report 17
  3. Budget Amendments/Reallocation 19
  4. Minutes from previous meeting 21
5. Board Appreciation Recognition
6. Honor band students for achievements and preview band student solos.
7. Administrative Team Reports
8. Discuss scheduling Team of 8 Training.
9. Clarify language on the motion made in the August 1, 2022 board meeting establishing the Lone Oak ISD Police Department.
10. Discuss and possibly approve the results from the December safety audit.
11. Repost Typographical Correction: Call **May 6, 2023** Board Election to elect (2) 3 year at-large terms.
  
12. Public hearing to discuss 2021-2022 Texas Academic Performance Report 28
13. Introduction to Tango Flight CTE Program for LOISD
14. Discuss future plans for Church Street property and possible upgrades.
15. Executive Session
  1. 551.074 Discuss personnel or to hear complaints against personnel
  2. 551.071 Private consultation with the board's attorney.
  3. 551.072 Discussing purchase, exchange, lease, or value of real property.
16. Discuss and Consider Superintendent Janee Carter Appraisal and Contract

## 17. Adjournment

---

If, during the course of the meeting, discussion of any item on the agenda should be held in a closed meeting, the board will conduct a closed meeting in accordance with the Texas Open Meetings Act, Government Code, Chapter 551, Subchapters D and E or Texas Government Code section 418.183(f). Before any closed meeting is convened, the presiding officer will publicly identify the section or sections of the Act authorizing the closed meeting. All final votes, actions, or decisions will be taken in open meeting. [See BEC(LEGAL)]

The notice for this meeting was posted in compliance with the Texas Open Meeting Act on:

---

For the Board of Trustees

Check Nbr	Check Date	Vend Nbr	Payee	Organization	PO Nbr Fnd-Fnc-Obj.	Invoice Nbr So-Org-Prog	Typ Cd	Reason	Amount	EFT
057502	12-09-2022	00012	CITY OF LONE OAK	UNDIST. ORGAN.UN	192669	120122 199-52-6219.00-999-399000	C	DEC/SRO OFFICIER INVOI	4,652.13	N
057503	12-09-2022	00012	CITY OF LONE OAK	UNDIST. ORGAN.UN	192668	199-51-6259.71-999-399000	C	WATER SERVICES	1,385.56	N
<b>Vendor 00012 Total:</b>									<b>6,037.69</b>	
057510	12-09-2022	00021	DUKO OIL COMPANY	UNDIST. ORGAN.UN	192763	207135 199-34-6311.00-999-399000	C	FUEL/DIESEL INVOICE	3,079.47	N
057512	12-09-2022	00025	EDUCATION SERVICE	HIGH SCHOOL	192727	010805 199-11-6239.00-001-311000	C	22-23 CURRICULUM SERVI	2,313.34	N
				MIDDLE SCHOOL	192727	010805 199-11-6239.00-041-311000	C	22-23 CURRICULUM SERVI	2,313.33	N
				ELEMENTARY SCH	192727	010805 199-11-6239.00-101-311000	C	22-23 CURRICULUM SERVI	2,313.33	N
<b>Check 057512 Total:</b>									<b>6,940.00</b>	
<b>Vendor 00025 Total:</b>									<b>6,940.00</b>	
057516	12-09-2022	00038	GREENVILLE HERALD	SUPERINTENDENT	192738	RENEWAL 199-41-6329.00-701-399000	C	NEWSPAPER SUBSCRIPTI	240.12	N
057517	12-09-2022	00040	GREENVILLE SUPPLY	UNDIST. ORGAN.UN	192483	543411 199-51-6319.00-999-399000	C	SINK FAUCET	59.30	N
				UNDIST. ORGAN.UN	192602	543734 199-51-6319.00-999-399000	C	LF 288A 1/2 INCH	43.45	N
<b>Check 057517 Total:</b>									<b>102.75</b>	
<b>Vendor 00040 Total:</b>									<b>102.75</b>	
057525	12-09-2022	00063	J & R DISCOUNT AUTO	UNDIST. ORGAN.UN	192558	147479 199-34-6249.00-999-399000	C	OIL/FILTER/CAMRY	31.56	N
				UNDIST. ORGAN.UN	192547	147422 199-34-6319.00-999-399000	C	BATTERY/BULBS/COOLAN	299.59	N
				UNDIST. ORGAN.UN	192688	148198 199-34-6319.00-999-399000	C	MOUNT BUSHINGS	159.95	N
<b>Check 057525 Total:</b>									<b>491.10</b>	
<b>Vendor 00063 Total:</b>									<b>491.10</b>	
057543	12-09-2022	00066	NOLAND SPENCER	HIGH SCHOOL	210640	MINEOLA 199-36-6219.00-001-391000	C	BB OFFICIAL/MINEOLA	165.00	N
057484	12-01-2022	00076	SAN ANTONIO STOCK	HIGH SCHOOL	192712	entry fees 865-00-2190.42-001-300000	C	STOCK SHOW ENTRY FEE	50.00	N
057611	12-15-2022	00082	MASTER AUDIO VISUA	HIGH SCHOOL	192792	25196 199-11-6219.00-001-311000	C	REPAIR LAMINATER	190.00	N
				ELEMENTARY SCH	192754	25357 199-12-6399.00-101-399000	C	LAMINATING FILM	476.00	N
<b>Check 057611 Total:</b>									<b>666.00</b>	
<b>Vendor 00082 Total:</b>									<b>666.00</b>	
057548	12-09-2022	00094	PITNEY BOWES	BUSINESS OFFICE	192680	199-41-6399.PS-750-399000	C	METER REFILL	499.94	N
057567	12-09-2022	00125	UNIVERSITY INTERSC	HIGH SCHOOL	192693	199-36-6499.40-001-391000	C	FB PLAYOFF SHARE	675.84	N
057568	12-09-2022	00125	UNIVERSITY INTERSC	HIGH SCHOOL	192692	199-36-6499.40-001-391000	C	FB PLAYOFF UIL SHARE	400.00	N
<b>Vendor 00125 Total:</b>									<b>1,075.84</b>	

Check Nbr	Check Date	Vend Nbr	Payee	Organization	PO Nbr Fnd-Fnc-Obj.	Invoice Nbr So-Org-Prog	Typ Cd	Reason	Amount	EFT
122022	12-20-2022	00141	CLAIMS ADMINISTRATI	UNDIST. ORGAN.UN	210658		D	WORKER COMP	1.00	N
					753-41-6499.00-999-399000					
				UNDIST. ORGAN.UN	210658		D	WORKER COMP	1.00	N
					753-41-6499.00-999-399000					
				UNDIST. ORGAN.UN	210658		D	WORKER COMP	1.00	N
					753-41-6499.00-999-399000					
				UNDIST. ORGAN.UN	210658		D	WORKER COMP	1.00	N
					753-41-6499.00-999-399000					
				UNDIST. ORGAN.UN	210658		D	WORKER COMP	2.00	N
					753-41-6499.00-999-399000					
				UNDIST. ORGAN.UN	210658		D	WORKER COMP	7.00	N
					753-41-6499.00-999-399000					
				UNDIST. ORGAN.UN	210658		D	WORKER COMP	16.00	N
					753-41-6499.00-999-399000					
				UNDIST. ORGAN.UN	210658		D	WORKER COMP	19.00	N
					753-41-6499.00-999-399000					
				UNDIST. ORGAN.UN	210658		D	WORKER COMP	20.00	N
					753-41-6499.00-999-399000					
				UNDIST. ORGAN.UN	210658		D	WORKER COMP	44.00	N
					753-41-6499.00-999-399000					
				UNDIST. ORGAN.UN	210658		D	WORKER COMP	101.00	N
					753-41-6499.00-999-399000					
								<b>Check 122022 Total:</b>	<b>213.00</b>	
								<b>Vendor 00141 Total:</b>	<b>213.00</b>	
057586	12-15-2022	00144	ALERT SERVICES INC	HIGH SCHOOL	192371	5085959	C	TRAINING SUPPLIES	1,494.30	N
					199-36-6399.00-001-391080					
057549	12-09-2022	00160	QUILL CORPORATION	HIGH SCHOOL	192526		C	FAX MACHINE & SUPPLIE	500.00	N
					199-11-6399.00-001-311000					
				HIGH SCHOOL	192526		C	FAX MACHINE & SUPPLIE	642.26	N
					199-11-6399.00-001-324000					
				BUSINESS OFFICE	192515		C	INK/TRASH CANS	273.24	N
					199-41-6399.00-750-399000					
				UNDIST. ORGAN.UN	192515		C	INK/TRASH CANS	54.72	N
					199-51-6319.00-999-399000					
								<b>Check 057549 Total:</b>	<b>1,470.22</b>	
								<b>Vendor 00160 Total:</b>	<b>1,470.22</b>	
057601	12-15-2022	00192	GM DATA PRODUCTS	SUPERINTENDENT	192586	101488	C	AP/PR CHECK STOCK	220.25	N
					199-41-6399.00-701-399000					
				BUSINESS OFFICE	192586	101487	C	AP/PR CHECK STOCK	325.72	N
					199-41-6399.00-750-399000					
								<b>Check 057601 Total:</b>	<b>545.97</b>	
								<b>Vendor 00192 Total:</b>	<b>545.97</b>	
057524	12-09-2022	00206	HUNT COUNTY APPRA TAX OFFICE		192730	1ST QTR	C	1ST QTR PYMT	24,904.00	N
					199-99-6213.00-703-399000					
057629	12-20-2022	00213	CRO	SUPERINTENDENT	192834		C	STAFF/LUNCHEON	1,938.00	N
					199-41-6499.00-701-399000					
057532	12-09-2022	00301	LOWE'S	UNDIST. ORGAN.UN	192600		C	PAINT	346.30	N
					199-51-6319.00-999-399000					
				UNDIST. ORGAN.UN	192398		C	WATER HEATER/FITTINGS	877.56	N
					199-51-6319.00-999-399000					
					4			<b>Check 057532 Total:</b>	<b>1,223.86</b>	
								<b>Vendor 00301 Total:</b>	<b>1,223.86</b>	

Check Nbr	Check Date	Vend Nbr	Payee	Organization	PO Nbr Fnd-Fnc-Obj.	Invoice Nbr So-Org-Prog	Typ Cd	Reason	Amount	EFT
057623	12-15-2022	00330	TASB	SUPERINTENDENT	192806	602163	C	22-23 LEGAL ASSIST FUN	200.00	N
					199-41-6499.00-701-399000					
				SUPERINTENDENT	192805	636281	C	22-23 TASB MEMBERSHIP	2,379.94	N
					199-41-6499.00-701-399000					
<b>Check 057623 Total:</b>									<b>2,579.94</b>	
<b>Vendor 00330 Total:</b>									<b>2,579.94</b>	
057538	12-09-2022	00384	MIKE PARKER	UNDIST. ORGAN.UN	192697	SECURITY	C	NOV. BALL GAME SECURI	1,250.00	N
					199-52-6219.00-999-391000					
057577	12-14-2022	00384	MIKE PARKER	UNDIST. ORGAN.UN	192820	DEC	C	DEC BB GAME SECURITY	250.00	N
					199-52-6219.00-999-391000					
<b>Vendor 00384 Total:</b>									<b>1,500.00</b>	
057542	12-09-2022	00439	NATIONAL PEN CO.	HIGH SCHOOL	192677	112819019	C	SENIOR PENS	148.18	N
					199-11-6499.41-001-311000					
057589	12-15-2022	00461	BOWERS SIGNS	UNDIST. ORGAN.UN	192798	1475	C	REMOVE/INSTALL VEHICL	605.00	N
					199-34-6249.00-999-399000					
057585	12-15-2022	00469	AIRGAS USA	HIGH SCHOOL	192810	9993286794	C	BALANCE DUE/RENTAL/PI	19.15	N
					199-11-6399.39-001-322000					
057509	12-09-2022	00558	DEPARTMENT OF PUB	SUPERINTENDENT	192732		C	HISTORY INQUIRES	4.00	N
					199-41-6499.00-701-399000					
057558	12-09-2022	00664	SMARTOX	HIGH SCHOOL	192775	23695	C	HS STUDENT TESTING	1,606.00	N
					199-36-6299.00-001-391000					
057565	12-09-2022	00665	TRI-CON SERVICES IN	UNDIST. ORGAN.UN	192390	M-20179	C	CONCRETE ADDED/NEW	3,000.00	N
					199-51-6249.00-999-399000					
057631	12-20-2022	00672	FEC ELECTRIC	UNDIST. ORGAN.UN	192837		C	ELECTRIC SERVICES	18,187.60	N
					199-51-6259.73-999-399000					
057628	12-20-2022	00676	CASH SPECIAL UTILIT	UNDIST. ORGAN.UN	192838		C	WATER SERVICES	2,769.08	N
					199-51-6259.71-999-399000					
057618	12-15-2022	00738	ROBOTICS EDUCATIO	MIDDLE SCHOOL	192708	62088941	C	Robotics	55.00	N
					199-11-6399.00-041-311000					
057597	12-15-2022	00746	DISCOUNT WHEEL AN	UNDIST. ORGAN.UN	192546	1-157457	C	INSPECT AG TRUCK	7.00	N
					199-34-6249.00-999-399000					
057498	12-09-2022	00790	CELESTE ISD	HIGH SCHOOL	192654	bb entry fee	C	BASKETALL ENTRY FEE	375.00	N
					199-36-6499.03-001-391000					
057620	12-15-2022	00803	SECURE BY DESIGN I	UNDIST. ORGAN.UN	192290	55690110	C	RENEWAL	1,140.00	N
					199-11-6219.20-999-311000					
057529	12-09-2022	00807	KAUFMAN ISD	HIGH SCHOOL	192702	BE-L-TX42211991	C	ARCHERY TOUNAMENT	255.00	N
					199-36-6412.00-001-391000					
				MIDDLE SCHOOL	192709	BE-L-TX42253044	C	Archery	345.00	N
					865-00-2190.54-041-300000					
<b>Check 057529 Total:</b>									<b>600.00</b>	
<b>Vendor 00807 Total:</b>									<b>600.00</b>	
057546	12-09-2022	00889	PALMER ISD	HIGH SCHOOL	192694	PLAYOFF SHARE	C	FB PLAYOFF SHARE	472.88	N
					199-36-6499.40-001-391000					
057499	12-09-2022	00943	CHALK'S TRUCK PART	UNDIST. ORGAN.UN	192734	214372/1	C	BRIDGEPLATE/WHEELCH	347.23	N
					199-34-6319.00-999-399000					
				UNDIST. ORGAN.UN	192725	216819/1	C	WATER PUMP/BELT	349.98	N
					199-34-6319.00-999-399000					
<b>Check 057499 Total:</b>									<b>697.21</b>	

Check Nbr	Check Date	Vend Nbr	Payee	Organization	PO Nbr Fnd-Fnc-Obj.	Invoice Nbr So-Org-Prog	Typ Cd	Reason	Amount	EFT
057596	12-15-2022	00943	CHALK'S TRUCK PART	UNDIST. ORGAN.UN	192819	117955/1 199-34-6319.00-999-399000	C	HEATER CONTROL CABLE	92.50	N
<b>Vendor 00943 Total:</b>									<b>789.71</b>	
057493	12-09-2022	00996	BLUE RIDGE ISD	HIGH SCHOOL	192653	bb entry fee 199-36-6499.03-001-391000	C	BASKETBALL ENTRY FEE	950.00	N
057482	12-01-2022	01066	HOUSTON LIVESTOCK	HIGH SCHOOL	192713	ENTRY FEE 865-00-2190.42-001-300000	C	STOCK SHOW ENTRY FEE	287.00	N
057520	12-09-2022	01082	GRIFFIN COMMUNICA	UNDIST. ORGAN.UN	192670	209933 199-51-6249.00-999-399000	C	ALARM SERVICES	1,454.85	N
057626	12-15-2022	01174	TUNE IN	MIDDLE SCHOOL	191940	950717 199-36-6399.00-041-399000	C	UIL	138.35	N
				ELEMENTARY SCH	191878	950689 484-36-6399.00-101-399000	C	UIL SUPPLIES	46.70	N
<b>Check 057626 Total:</b>									<b>185.05</b>	
<b>Vendor 01174 Total:</b>									<b>185.05</b>	
057627	12-15-2022	01251	CARD SERVICE CENT	UNDIST. ORGAN.UN	192640		C	WEBSITE PER JANEE	100.00	N
				HIGH SCHOOL	192565	199-11-6397.20-999-311000	C	E HYATT/HOTEL/ASSESS	535.15	N
				HIGH SCHOOL	192605	199-11-6411.00-001-311000	C	STUDENT REWARD MEAL	198.66	N
				HIGH SCHOOL	192824	199-11-6499.88-001-323000	C	HR CONFE HOTEL	202.47	N
				UNDIST. ORGAN.UN	192557	199-23-6411.00-001-399000	C	REGISTER/ AG TRUCK	9.50	N
				UNDIST. ORGAN.UN	192752	199-34-6249.00-999-399000	C	GAS/VAN	20.00	N
				HIGH SCHOOL	192562	199-34-6311.00-999-399000	C	DRINKS/PLAYOFF GAME	75.30	N
				HIGH SCHOOL	192561	199-36-6411.00-001-391000	C	REF MEALS/PLAYOFF GA	126.00	N
				HIGH SCHOOL	192751	199-36-6411.00-001-391000	C	BASKETBALL MEALS	138.43	N
				SUPERINTENDENT	192825	199-36-6412.00-001-391000	C	BLUE RIBBON COFE EXPE	1,833.16	N
				SUPERINTENDENT	192102	199-41-6411.00-701-399000	C	HOTEL/BLUE RIBBON CON	2,602.50	N
				SUPERINTENDENT	192563	199-41-6499.00-701-399000	C	MONTHLY HOTSPOTS	275.00	N
				SUPERINTENDENT	192799	199-41-6499.00-701-399000	C	MONTHLY HOTSPOT SER	275.00	N
				SUPERINTENDENT	192521	199-41-6499.00-701-399000	C	ADMIN SUPPLIES	149.85	N
				UNDIST. ORGAN.UN	192294	199-52-6219.00-999-399000	C	SRO OFFICER CELL	32.63	N
				HIGH SCHOOL	192749	480-36-6499.00-001-399000	C	STAFF INCENTIVE	330.12	N
				HIGH SCHOOL	192630	865-00-2190.54-001-300000	C	BPA-CONFERENCE EVEN	25.10	N
<b>Check 057627 Total:</b>									<b>6,928.87</b>	
<b>Vendor 01251 Total:</b>									<b>6,928.87</b>	

Check Nbr	Check Date	Vend Nbr	Payee	Organization	PO Nbr Fnd-Fnc-Obj.	Invoice Nbr So-Org-Prog	Typ Cd	Reason	Amount	EFT
057609	12-15-2022	01368	LABATT FOOD SERVIC	UNDIST. ORGAN.UN	210654		C	HS FOOD INVOICE	9,763.49	N
					240-35-6341.00-999-399000					
				UNDIST. ORGAN.UN	210654		C	MS FOOD INVOICE	6,247.92	N
					240-35-6341.00-999-399000					
				UNDIST. ORGAN.UN	210654		C	ELEM FOOD INVOICE	12,499.95	N
					240-35-6341.00-999-399000					
				UNDIST. ORGAN.UN	210654		C	ELEM NON FOOD INVOIC	1,353.19	N
					240-35-6342.00-999-399000					
				UNDIST. ORGAN.UN	210654		C	HS NON FOOD INVOICE	1,089.59	N
					240-35-6342.00-999-399000					
				UNDIST. ORGAN.UN	210654		C	MS NON FOOD INVOICE	792.86	N
					240-35-6342.00-999-399000					
								<b>Check 057609 Total:</b>	<b>31,747.00</b>	
								<b>Vendor 01368 Total:</b>	<b>31,747.00</b>	
057621	12-15-2022	01428	SIGN GYPSIES	HIGH SCHOOL	192585	001593	C	VETERANS DAY SIGN	80.75	N
					199-31-6399.00-001-399000					
057483	12-01-2022	01564	SAN ANGELO STOCK	HIGH SCHOOL	192714	ENTRY FEES	C	STOCK SHOW ENTRY FEE	253.00	N
					865-00-2190.42-001-300000					
057534	12-09-2022	01578	MAJESTIC 12 THEATR	MIDDLE SCHOOL	192767	ADMISSION	C	MS	1,080.00	N
					483-36-6399.00-041-399000					
057560	12-09-2022	01680	SULLIVAN SUPPLY SO	HIGH SCHOOL	192402	#35662	C	SHOW SUPPLIES	196.40	N
					199-11-6399.39-001-322000					
057561	12-09-2022	01682	TERRY YOUNG	HIGH SCHOOL	210639	EDGEWOOD 10/18	C	VB OFFICIAL/EDGEWOOD	130.00	N
					199-36-6219.00-001-391000					
057593	12-15-2022	01706	CDW-G	UNDIST. ORGAN.UN	192425	DT02043	C	RENEWAL	3,740.40	N
					199-11-6397.20-999-311000					
				UNDIST. ORGAN.UN	192641	FK11600/FK27647	C	ADOBE RENEWAL	3,163.95	N
					199-11-6397.20-999-311000					
								<b>Check 057593 Total:</b>	<b>6,904.35</b>	
								<b>Vendor 01706 Total:</b>	<b>6,904.35</b>	
057530	12-09-2022	01761	LEONARD ISD	HIGH SCHOOL	192655	BB ENTRY FEE	C	BASKETBALL ENTRY FEE	375.00	N
					199-36-6499.03-001-391000					
057615	12-15-2022	01816	RAINS COUNTY APPR	TAX OFFICE	192804	1-2023	C	1ST QTR APPRAS FEE	821.71	N
					199-99-6213.00-703-399000					
057490	12-09-2022	01968	ATWOODS	HIGH SCHOOL	192721		C	PAINT/TOWELS	151.93	N
					199-11-6399.39-001-322000					
057513	12-09-2022	01977	EXPRESS SIGNS	MIDDLE SCHOOL	192644	6139	C	Sign for Teacher	15.00	N
					199-23-6399.00-041-399000					
057625	12-15-2022	02185	TEXAS SCHOOL PUBLI	SUPERINTENDENT	192785	WEB-2022-8613	C	ONLINE CLASS	100.00	N
					199-41-6411.00-701-399000					
057506	12-09-2022	02196	COMPLETE SUPPLY IN	UNDIST. ORGAN.UN	192489	300269	C	FLOOR SCRUBBER	7,499.00	N
					199-51-6397.00-999-399000					
057544	12-09-2022	02394	NORTH TEXAS TOLLW	MIDDLE SCHOOL	192682		C	TOLL FEES	10.14	N
					199-11-6411.00-041-311000					
				MIDDLE SCHOOL	192682		C	TOLL FEES	14.24	N
					865-00-2190.49-041-300000					
								<b>Check 057544 Total:</b>	<b>24.38</b>	
					7					

Check Nbr	Check Date	Vend Nbr	Payee	Organization	PO Nbr Fnd-Fnc-Obj.	Invoice Nbr So-Org-Prog	Typ Cd	Reason	Amount	EFT
057632	12-20-2022	02394	NORTH TEXAS TOLLW	HIGH SCHOOL	192839		C	AG TOLL FEES	20.56	N
					199-36-6411.39-001-399000					
								<b>Vendor 02394 Total:</b>	<b>44.94</b>	
057500	12-09-2022	02504	CHISUM ISD	HIGH SCHOOL	192701	2219	C	UIL THEATRE CLINIC	250.00	N
					865-00-2190.63-001-300000					
057617	12-15-2022	02668	RICOH USA, INC	ELEMENTARY SCH	192793	5066071122	C	NOV COPIER SERVICES/O	1,477.39	N
					199-11-6249.00-101-311090					
057488	12-09-2022	02679	AMAZON	ELEMENTARY SCH	192465		C	TESTING	199.64	N
					199-11-6219.00-101-323000					
				UNDIST. ORGAN.UN	192393		C	SUPPLIES	469.29	N
					199-11-6397.20-999-311000					
				UNDIST. ORGAN.UN	192321		C	SUPPLIES	3,327.30	N
					199-11-6397.20-999-311000					
				UNDIST. ORGAN.UN	192345		C	SUPPLIES	3,255.82	N
					199-11-6397.20-999-311000					
				UNDIST. ORGAN.UN	192440		C	SUPPLIES	1,342.90	N
					199-11-6397.20-999-311000					
				HIGH SCHOOL	192356		C	3-RING BINDERS/TESTING	45.81	N
					199-11-6399.00-001-311000					
				HIGH SCHOOL	192543		C	COPY PAPER	1,963.80	N
					199-11-6399.00-001-311000					
				HIGH SCHOOL	192268		C	DISPOSABLE CUPS	71.97	N
					199-11-6399.00-001-321000					
				HIGH SCHOOL	192399		C	CLASS HEADPHONES	75.92	N
					199-11-6399.00-001-322000					
				HIGH SCHOOL	192342		C	LL/TESTING SUPPLIES	24.72	N
					199-11-6399.00-001-323000					
				HIGH SCHOOL	192462		C	KITCHEN SUPPLIES	198.14	N
					199-11-6399.00-001-323000					
				MIDDLE SCHOOL	192263		C	Badges for students	36.98	N
					199-11-6399.00-041-311000					
				MIDDLE SCHOOL	192432		C	MS SUPPLIES for Teachers	257.35	N
					199-11-6399.00-041-311000					
				MIDDLE SCHOOL	192074		C	MS SUPPLIES	552.69	N
					199-11-6399.00-041-311000					
				MIDDLE SCHOOL	192543		C	COPY PAPER	1,963.80	N
					199-11-6399.00-041-311000					
				MIDDLE SCHOOL			M	L MARTIN/RETURN CAME	-59.99	N
					199-11-6399.00-041-311000					
				MIDDLE SCHOOL	192530		C	Sped instruction	15.98	N
					199-11-6399.00-041-323000					
				ELEMENTARY SCH	192347		C	5TH GRADE SUPPLIES	96.89	N
					199-11-6399.00-101-311000					
				ELEMENTARY SCH	192382		C	STORAGE FOR COMPUTE	180.30	N
					199-11-6399.00-101-311000					
				ELEMENTARY SCH	192327		C	SUPPLIES	435.60	N
					199-11-6399.00-101-311000					
				ELEMENTARY SCH	192543		C	COPY PAPER	1,963.80	N
					199-11-6399.00-101-311000					
				ELEMENTARY SCH			M	M HOGUE/RETURN	-71.96	N
					199-11-6399.00-101-311000					
				ELEMENTARY SCH	8		M	MCCLANAHAN/CANCELED	-420.35	N
					199-11-6399.00-101-311000					

Check Nbr	Check Date	Vend Nbr	Payee	Organization	PO Nbr Fnd-Fnc-Obj.	Invoice Nbr So-Org-Prog	Typ Cd	Reason	Amount	EFT
				ELEMENTARY SCH	192307		C	DEVELOPMENTAL SELF C	307.14	N
					199-11-6399.00-101-323000					
				ELEMENTARY SCH	192280		C	SPED ROOM START UP	1,570.35	N
					199-11-6399.00-101-323000					
				ELEMENTARY SCH	192284		C	12 SETS MICE FOR TESTI	1,528.32	N
					199-11-6399.20-101-311000					
				HIGH SCHOOL	192479		C	GOJO HAND CLEANER	196.88	N
					199-11-6399.39-001-322000					
				HIGH SCHOOL	192543		C	COPY PAPER	163.65	N
					199-11-6399.88-001-311000					
				ELEMENTARY SCH	192278		C	ELEM LIBRARY SUPPLIES	374.01	N
					199-12-6399.00-101-399000					
				ELEMENTARY SCH	192209		C	SAFETY AND SECURITY C	225.98	N
					199-23-6399.00-101-399000					
				UNDIST. ORGAN.UN	192490		C	BOOT SCRAPER	39.99	N
					199-34-6319.00-999-399000					
				UNDIST. ORGAN.UN	192380		C	OFFICE SUPPLIES	268.74	N
					199-34-6319.00-999-399000					
				MIDDLE SCHOOL	192431		C	Theater	24.00	N
					199-36-6399.00-041-399000					
				MIDDLE SCHOOL	192450		C	Theater	125.10	N
					199-36-6399.00-041-399000					
				MIDDLE SCHOOL	192427		C	PK METAL D RINGS	8.99	N
					199-36-6399.01-041-391000					
				UNDIST. ORGAN.UN	192373		C	PRINTER INK	225.56	N
					199-36-6399.21-999-391000					
				SUPERINTENDENT	192543		C	COPY PAPER	489.95	N
					199-41-6399.00-701-399000					
				SUPERINTENDENT	192459		C	BLACK INK/CALENDAR	120.96	N
					199-41-6399.00-701-399000					
				SUPERINTENDENT			M	K TURNER/RETURN FILE	-10.00	N
					199-41-6399.00-701-399000					
				SUPERINTENDENT			M	K TURNER/RETURN DESK	-229.00	N
					199-41-6399.00-701-399000					
				BUSINESS OFFICE	192348		C	CALCULATOR	81.19	N
					199-41-6399.00-750-399000					
				BUSINESS OFFICE	192459		C	BLACK INK/CALENDAR	18.43	N
					199-41-6399.00-750-399000					
				SUPERINTENDENT	192631		C	CANDY	19.73	N
					199-41-6499.00-701-399000					
				SUPERINTENDENT	192520		C	PEST REPELLER/BOX	76.99	N
					199-41-6499.00-701-399000					
				SUPERINTENDENT	192277		C	200 TEACHER AWARD	189.03	N
					199-41-6499.00-701-399000					
				SUPERINTENDENT	192381		C	SUPPLIES	234.76	N
					199-41-6499.00-701-399000					
				SUPERINTENDENT	192474		C	DISTRICT/VINYL TRASNFE	207.82	N
					199-41-6499.00-701-399000					
				SUPERINTENDENT	192683		C	REST OF CALK ROOM MA	1,234.84	N
					199-41-6499.00-701-399000					
				SUPERINTENDENT	192408		C	RM MAKEOVER/J BELLOW	168.95	N
					199-41-6499.00-701-399000					
				SUPERINTENDENT	9		M	C CALK/RETURN DEFECT	-219.99	N
					199-41-6499.00-701-399000					

Check Nbr	Check Date	Vend Nbr	Payee	Organization	PO Nbr Fnd-Fnc-Obj.	Invoice Nbr So-Org-Prog	Typ Cd	Reason	Amount	EFT
				UNDIST. ORGAN.UN	192426		C	PEST REPELLERS	29.99	N
					199-51-6319.00-999-399000					
				UNDIST. ORGAN.UN	192632		C	WHITE POLISH PADS	145.98	N
					199-51-6319.00-999-399000					
				UNDIST. ORGAN.UN			M	WAYNE/RETURN CONNEC	-193.99	N
					199-51-6319.00-999-399000					
				UNDIST. ORGAN.UN	192534		C	MINI BLIND/SRO ROOM	23.83	N
					199-52-6399.00-999-399000					
				UNDIST. ORGAN.UN	192318		C	SQUEEZE DISHER WITH H	34.33	N
					240-35-6342.00-999-399000					
				UNDIST. ORGAN.UN	192245		C	CAFE PRINTER CARTRIDG	59.85	N
					240-35-6342.00-999-399000					
				UNDIST. ORGAN.UN			M	CAFE/INK RETURNED	-252.99	N
					240-35-6342.00-999-399000					
				MIDDLE SCHOOL	192350		C	MS	17.94	N
					483-36-6399.00-041-399000					
				MIDDLE SCHOOL	192175		C	HOUSE AWARDS FOR	356.00	N
					483-36-6399.00-041-399000					
				ELEMENTARY SCH	192522		C	STAFF CHRISTMAS	145.02	N
					484-36-6399.00-101-399000					
				ELEMENTARY SCH	192443		C	12 DAYS OF CHRISTMAS	413.81	N
					484-36-6399.00-101-399000					
				HIGH SCHOOL	192372		C	VETERANS DAY	32.99	N
					865-00-2190.49-001-300000					
								<b>Check 057488 Total:</b>	<b>24,181.53</b>	
								<b>Vendor 02679 Total:</b>	<b>24,181.53</b>	
057630	12-20-2022	02700	DIRECT ENERGY BUSI	UNDIST. ORGAN.UN	192840		C	ELECTRIC SERVICES	387.21	N
					199-51-6259.73-999-399000					
057571	12-13-2022	02880	GREENVILLE CHRYSL	UNDIST. ORGAN.UN	192797	02DEC22	C	REPAIRS/ MINI VAN	1,618.99	N
					199-34-6249.00-999-399000					
057595	12-15-2022	03029	CEV MULTIMEDIA	HIGH SCHOOL	192633	136022	C	ONLINE CTE SUPPLEMEN	6,720.00	N
					410-11-6321.00-001-300000					
057554	12-09-2022	03042	SANITATION SOLUTIO	UNDIST. ORGAN.UN	192779		C	TRASH SERVICES	8,006.63	N
					199-51-6249.00-999-399000					
057624	12-15-2022	03095	TEXAS A&M UNIVERSI	SUPERINTENDENT	192254		C	JOB FAIR RECRUIT	204.00	N
					199-41-6499.00-701-399000					
057562	12-09-2022	03155	TEXAS YARD PRO INC	UNDIST. ORGAN.UN	192660	10872	C	LAWN MAINTEN	2,520.00	N
					199-51-6249.00-999-399000					
057610	12-15-2022	04079	LONGHORN BUS SALE	UNDIST. ORGAN.UN	192361	22-00388	C	77 PASSENGER BUS	52,560.00	N
					199-34-6631.00-999-323000					
057553	12-09-2022	04090	ROSS TEER	HIGH SCHOOL	210641	MINEOLA	C	BB OFFICIAL/MINEOLA	165.00	N
					199-36-6219.00-001-391000					
057612	12-15-2022	05008	NATIONAL BETA CLUB	HIGH SCHOOL	192823	M-209792	C	NEW MEMBER FEE	39.37	N
					865-00-2190.49-001-300000					
057594	12-15-2022	05023	NCS PEARSON, INC	HIGH SCHOOL	192453	20072063	C	CTE CERTIFICATIONS	5,299.00	N
					199-11-6399.00-001-322000					

Check Nbr	Check Date	Vend Nbr	Payee	Organization	PO Nbr Fnd-Fnc-Obj.	Invoice Nbr So-Org-Prog	Typ Cd	Reason	Amount	EFT
057566	12-09-2022	05111	TRIPLE E ELECTRIC	UNDIST. ORGAN.UN	192679	5463 199-51-6249.00-999-399000	C	ADMIN/GYM/ROOMS	4,530.00	N
057511	12-09-2022	05271	ECHO EDUCATION	ELEMENTARY SCH	192740	DEPOSIT 484-36-6399.00-101-399000	C	TRIP DEPOSIT	1,805.00	N
057613	12-15-2022	13630	OAK FARMS DAIRY DA	UNDIST. ORGAN.UN	210655	240-35-6341.00-999-399000	C	ELEM INVOICE	2,593.07	N
				UNDIST. ORGAN.UN	210655	240-35-6341.00-999-399000	C	HS INVOICE	1,360.12	N
				UNDIST. ORGAN.UN	210655	240-35-6342.00-999-399000	C	MS INVOICE	995.52	N
								<b>Check 057613 Total:</b>	<b>4,948.71</b>	
								<b>Vendor 13630 Total:</b>	<b>4,948.71</b>	
057555	12-09-2022	13636	SAVANNAH HURST	UNDIST. ORGAN.UN	192698	SECURITY 199-52-6219.00-999-391000	C	SECURITY BALL GAMES	250.00	N
057579	12-14-2022	13636	SAVANNAH HURST	UNDIST. ORGAN.UN	192826	dec security 199-52-6219.00-999-391000	C	DEC BB GAME SECURITY	125.00	N
								<b>Vendor 13636 Total:</b>	<b>375.00</b>	
057600	12-15-2022	13653	GENTRY FINANCIAL G	SUPERINTENDENT	192809	DEC BILLING 199-41-6499.00-701-399000	C	DEC/EMPLOYEE LIFE INS	122.85	N
057616	12-15-2022	13706	RAPTOR TECHNOLOGI	UNDIST. ORGAN.UN	192795	46805 199-52-6219.00-999-399000	C	22-23 VISITOR MANAGE/R	1,875.00	N
057537	12-09-2022	13800	MATTHEW'S AC & HEA	UNDIST. ORGAN.UN	192753	2851 199-51-6249.00-999-399000	C	HEAT EXCHANGER CHEC	2,000.00	N
057515	12-09-2022	13812	GREEN LIGHT GROUP	UNDIST. ORGAN.UN	192667	0075365 199-51-6249.00-999-399000	C	REPLACE POWER CORD/F	267.04	N
057602	12-15-2022	13812	GREEN LIGHT GROUP	UNDIST. ORGAN.UN	192822	75363/75361 199-51-6249.00-999-399000	C	REPLACE SQUEEGEE	1,143.23	N
								<b>Vendor 13812 Total:</b>	<b>1,410.27</b>	
057575	12-14-2022	13857	JANEE CARTER	HIGH SCHOOL	192807	MEALS 199-36-6412.00-001-391000	C	REIMBURSE/BB MEALS	117.69	N
057557	12-09-2022	13860	SIMPLIFIED SCHOOL S	SUPERINTENDENT	192666	1089 199-41-6219.00-701-399000	C	SCHOOL FINANACE/SERVI	2,000.00	N
				HUNT COUNTY COO	192666	1089 459-41-6219.00-751-399000	C	SCHOOL FINANACE/SERVI	2,724.04	N
								<b>Check 057557 Total:</b>	<b>4,724.04</b>	
								<b>Vendor 13860 Total:</b>	<b>4,724.04</b>	
057495	12-09-2022	13883	BUSINESS PROFESSI	HIGH SCHOOL	192756	15426 199-11-6411.00-001-322000	C	MEMBERSHIP DUES	16.00	N
				HIGH SCHOOL	192756	15426 865-00-2190.54-001-300000	C	MEMBERSHIP DUES	28.00	N
				HIGH SCHOOL	192700	14702 865-00-2190.54-001-300000	C	EVENT REGISTRATION	30.00	N
								<b>Check 057495 Total:</b>	<b>74.00</b>	
								<b>Vendor 13883 Total:</b>	<b>74.00</b>	
057533	12-09-2022	13917	M-PRESSED DESIGNS	ELEMENTARY SCH	192552	1795 484-36-6399.00-101-399000	C	UIL SHIRTS	724.00	N

Check Nbr	Check Date	Vend Nbr	Payee	Organization	PO Nbr Fnd-Fnc-Obj.	Invoice Nbr So-Org-Prog	Typ Cd	Reason	Amount	EFT
057591	12-15-2022	13983	BRANNAN'S AUTOMOT	UNDIST. ORGAN.UN	192821	MULE 199-51-6249.00-999-399000	C	REPAIRS/MULE SERV KIT	195.00	N
057590	12-15-2022	14009	BRADLEY WILLIAMS	HIGH SCHOOL	210656	GRAND SALINE 199-36-6219.00-001-391000	C	BB OFFICIAL/GRAND SALI	205.00	N
057527	12-09-2022	14016	JOHN HUMMELL	HIGH SCHOOL	210643	PRAIRILAND 199-36-6219.00-001-391000	C	BB OFFICIAL/PRAIRILAND	195.00	N
057540	12-09-2022	14026	NATHAN DILLER	HIGH SCHOOL	210649	CAMPBELL 199-36-6219.00-001-391000	C	BB OFFICIAL/CAMPBELL	165.00	N
				HIGH SCHOOL	210653	CADDO 199-36-6219.00-001-391000	C	BB OFFICIAL/CADDO MILL	165.00	N
<b>Check 057540 Total:</b>									<b>330.00</b>	
<b>Vendor 14026 Total:</b>									<b>330.00</b>	
057487	12-09-2022	14027	AMANDA MEDINA	HIGH SCHOOL	210645	COMO 199-36-6219.00-001-391000	C	BB OFFICIAL/COMO	165.00	N
				HIGH SCHOOL	210650	CAMPBELL 199-36-6219.00-001-391000	C	BB OFFICIAL/CAMPBELL	165.00	N
<b>Check 057487 Total:</b>									<b>330.00</b>	
<b>Vendor 14027 Total:</b>									<b>330.00</b>	
057505	12-09-2022	14031	CODY QUINN	HIGH SCHOOL	210648	CAMPBELL 199-36-6219.00-001-391000	C	BB OFFICIAL/CAMPBELL	165.00	N
057588	12-15-2022	14033	APEX SUPPLY COMPA	UNDIST. ORGAN.UN	192828	20335153 199-51-6319.00-999-399000	C	PIG BARN SUPPLIES	574.39	N
057501	12-09-2022	14040	CHRISTOPHER MILLS	HIGH SCHOOL	210646	COMO 199-36-6219.00-001-391000	C	BB OFFICIAL/COMO	165.00	N
057614	12-15-2022	14055	POWELL LAW GROUP,	SUPERINTENDENT	192794	8684 199-41-6211.00-701-399000	C	ATTORNEY SERVICES	3,991.65	N
057563	12-09-2022	14064	THOMAS CREMEANS	HIGH SCHOOL	210651	CADDO 199-36-6219.00-001-391000	C	BB OFFICIAL/CADDO MILL	165.00	N
057486	12-09-2022	14066	ALL STAR EXTERIORS	UNDIST. ORGAN.UN	192661	tank pad 199-51-6249.00-999-399000	C	BUILD PROPANE TANK PA	2,800.00	N
				UNDIST. ORGAN.UN	192671	fencing 199-51-6249.00-999-399000	C	FENCE/SIDEWALKS	6,156.00	N
<b>Check 057486 Total:</b>									<b>8,956.00</b>	
<b>Vendor 14066 Total:</b>									<b>8,956.00</b>	
057514	12-09-2022	14073	FORTE DFW LLC	UNDIST. ORGAN.UN	192774	10409/10780/108 240-35-6249.00-999-399000	C	CAFE COMMODITIES	1,453.43	N
057521	12-09-2022	14084	GUNTER ISD	HIGH SCHOOL	192690	PLAYOFF SHARE 199-36-6499.40-001-391000	C	DISTRICT FB FINANCIAL I	393.33	N
057496	12-09-2022	14094	C & S LOCKSMITH	UNDIST. ORGAN.UN	192760	7985 199-51-6249.00-999-399000	C	LOCK/KEY SERVICES	690.00	N
057491	12-09-2022	14120	BARTONREADING	ELEMENTARY SCH	192317	88-100344 410-11-6321.00-101-311000	C	BARTON ALL DIGITAL DYS	3,400.00	N
057587	12-15-2022	14149	APEX FLOORING SER	UNDIST. ORGAN.UN	192516	AFS 1600/1601 199-51-6249.00-999-399000	C	INSTALL FLOORING/MS C	13,584.50	N
				UNDIST. ORGAN.UN	192800	AFS 1600/1601 199-51-6249.00-999-399000	C	PRPARE FLOORING/CAFE	24,438.75	N
<b>Check 057587 Total:</b>									<b>38,023.25</b>	
<b>Vendor 14149 Total:</b>									<b>38,023.25</b>	

Check Nbr	Check Date	Vend Nbr	Payee	Organization	PO Nbr Fnd-Fnc-Obj.	Invoice Nbr So-Org-Prog	Typ Cd	Reason	Amount	EFT
057581	12-14-2022	14161	TRISTON WILSON	UNDIST. ORGAN.UN	192801	NOV PAY 199-51-6249.00-999-399000	C	NOV MAINTA PAY	130.00	N
057518	12-09-2022	14183	GREGG RISNER	HIGH SCHOOL	210642	MINEOLA 199-36-6219.00-001-391000	C	BB OFFICIAL/MINEOLA	165.00	N
				HIGH SCHOOL	210644	PRAIRILAND 199-36-6219.00-001-391000	C	BB OFFICIAL/PRARILAND	195.00	N
<b>Check 057518 Total:</b>									<b>360.00</b>	
<b>Vendor 14183 Total:</b>									<b>360.00</b>	
057492	12-09-2022	14187	BIG GAME SPORTS IN	HIGH SCHOOL	191629	208295 199-36-6399.01-001-391000	C	HS/MS FOOTBALLS	2,974.65	N
				MIDDLE SCHOOL	191629	208295 199-36-6399.01-041-391000	C	HS/MS FOOTBALLS	1,599.80	N
<b>Check 057492 Total:</b>									<b>4,574.45</b>	
<b>Vendor 14187 Total:</b>									<b>4,574.45</b>	
057604	12-15-2022	14211	GUARD911 LLC	UNDIST. ORGAN.UN	192773	4192 199-52-6649.00-999-399000	C	SCHOOLGUARD PROGRA	3,564.00	N
057584	12-15-2022	14214	ADOBE INC.	HIGH SCHOOL	192333	2295562615 199-11-6399.00-001-322000	C	CLOUD MLP ENT LIC SUB	2,460.00	N
022038	12-15-2022	14215	DYNAMIC ENGINEERIN	HIGH SCHOOL	192811	00009217 699-81-6639.00-001-399000	C	TESTING/COMPRESSION/	10,548.80	N
				HIGH SCHOOL	192676	00009148 699-81-6639.00-001-399000	C	SEPT-OCT TESTING/PU	14,481.80	N
<b>Check 022038 Total:</b>									<b>25,030.60</b>	
<b>Vendor 14215 Total:</b>									<b>25,030.60</b>	
057545	12-09-2022	14218	ONWARD LEARNING	ELEMENTARY SCH	192724	1131 199-11-6219.00-101-323000	C	SHARED SERVICES	89.70	N
057576	12-14-2022	14244	JESSICA VELARDE	UNDIST. ORGAN.UN	192783	NOV PAY 240-35-6249.00-999-399000	C	NOV CAFE PAY	90.00	N
057531	12-09-2022	14257	LONE OAK SAND & GR	UNDIST. ORGAN.UN	192689	2260/2261 199-51-6319.00-999-399000	C	10 YRDS ROCK	3,150.00	N
022039	12-15-2022	14267	POGUE CONSTRUCTI	UNDIST. ORGAN.UN	192718	# 9 699-81-6639.22-999-399000	C	LO ATHLE PROJECT # 9	822,876.41	N
057572	12-14-2022	14279	BRAYDEN PATTERSO	UNDIST. ORGAN.UN	192803	NOV/DEC PAY 199-51-6249.00-999-399000	C	NOV/DEC MAINTA PAY	105.00	N
057573	12-14-2022	14282	DONALD STEWART	UNDIST. ORGAN.UN	192788	NOV/DEC PAY 199-51-6249.00-999-399000	C	NOV/DEC MAINTA PAY	325.00	N
057556	12-09-2022	14324	SAVVAS LEARNING C	ELEMENTARY SCH	192470	7028278158 410-11-6321.00-101-311000	C	ELEM MATH WRKBOOKS	368.73	N
057619	12-15-2022	14324	SAVVAS LEARNING C	ELEMENTARY SCH	192691	7028289770 199-11-6399.00-101-311000	C	ADD ON/ENVISION MATH	901.34	N
<b>Vendor 14324 Total:</b>									<b>1,270.07</b>	
057552	12-09-2022	14325	RICK TIDWELL	HUNT COUNTY COO	192729	NOV SERVICES 459-41-6219.00-751-399000	C	NOV/HUNT CO-OP SERVIC	8,034.71	N
057582	12-15-2022	14330	3P LEARNING MATH S	ELEMENTARY SCH	191929	16292 199-11-6219.00-101-323000	C	SPED PROGRAM	400.00	N

Check Nbr	Check Date	Vend Nbr	Payee	Organization	PO Nbr Fnd-Fnc-Obj.	Invoice Nbr So-Org-Prog	Typ Cd	Reason	Amount	EFT
057606	12-15-2022	14331	INTERNATIONAL E-Z U	HIGH SCHOOL	192808	0491685 865-00-2190.56-001-300000	C	ROLLER BAG/GRAY/BLAC	150.46	N
057508	12-09-2022	14350	DAVID YATES	UNDIST. ORGAN.UN	192685	BUS TRAINING 199-34-6499.00-999-399000	C	REIMBURSE/BUS DRIVER	165.00	N
				HIGH SCHOOL	192746	PIZZA 199-36-6412.00-001-391000	C	MS GIRLS/BASKETBALL F	55.92	N
<b>Check 057508 Total:</b>									<b>220.92</b>	
<b>Vendor 14350 Total:</b>									<b>220.92</b>	
057598	12-15-2022	14356	EAST TEXAS PRINT SH	MIDDLE SCHOOL	192449	5546 865-00-2190.54-041-300000	C	Archery fundraiser	887.75	N
057574	12-14-2022	14367	JACOB MCCLANAHAN	UNDIST. ORGAN.UN	192802	NOV/DEC PAY 199-51-6249.00-999-399000	C	NOV/DEC MAINTENANCE PAY	170.00	N
057578	12-14-2022	14379	NANCY RODRIGUEZ	UNDIST. ORGAN.UN	192782	NOV/DEC PAY 240-35-6249.00-999-399000	C	NOV/DEC CAFE PAY	90.00	N
057485	12-09-2022	14384	AIRCO GASES SOUTH	HIGH SCHOOL	192719	3067515 199-11-6399.39-001-322000	C	OXYGEN BOTTLE RENTAL	174.20	N
057592	12-15-2022	14385	CANON FINANCIAL SE	HIGH SCHOOL	192407	29698115 199-11-6249.00-001-311090	C	OCT 2022 COPIER MAINTENANCE	581.46	N
057599	12-15-2022	14389	EMBLEM ENTERPRISE	UNDIST. ORGAN.UN	192471	872339 199-52-6399.00-999-399000	C	UNIFORM PATCHES	276.27	N
057583	12-15-2022	14390	4ALL PROMOS.COM	ELEMENTARY SCH	192495	1220430 484-36-6399.00-101-399000	C	TEACHER GIFTS	507.50	N
057603	12-15-2022	14392	GT DISTRIBUTORS, IN	UNDIST. ORGAN.UN	192493	 199-52-6399.00-999-399000	C	SRO OFFICER GEAR	2,054.21	N
057622	12-15-2022	14393	SIRCHIE ACQUISITION	UNDIST. ORGAN.UN	192537	0568121 199-52-6399.00-999-399000	C	SRO /SUPPLIES	595.26	N
057526	12-09-2022	14394	JEFF TODOROFF	HIGH SCHOOL	210626	CHISUM 199-36-6219.00-001-391000	C	BB OFFICIAL/CHISUM	195.00	N
057607	12-15-2022	14394	JEFF TODOROFF	HIGH SCHOOL	210657	GRAND SALINE 199-36-6219.00-001-391000	C	BB OFFICIAL/GRAND SALINE	205.00	N
<b>Vendor 14394 Total:</b>									<b>400.00</b>	
057605	12-15-2022	14395	IMAGINE LEARNING	HIGH SCHOOL	192572	910255 199-11-6299.00-001-311000	C	MS/DIGI LIBRARY 6-8 LICE	6,875.00	N
057608	12-15-2022	14409	KOLOGIK LLC	UNDIST. ORGAN.UN	192636	7022817 199-52-6399.00-999-399000	C	COMMUNICATION SYSTEMS	1,450.00	N
057541	12-09-2022	14412	NATHAN SIMMONS	HIGH SCHOOL	210647	COMO 199-36-6219.00-001-391000	C	BB OFFICIAL/COMO	165.00	N
				HIGH SCHOOL	210625	CHISUM 199-36-6219.00-001-391000	C	BB OFFICIAL/CHISUM	195.00	N
<b>Check 057541 Total:</b>									<b>360.00</b>	
<b>Vendor 14412 Total:</b>									<b>360.00</b>	
057551	12-09-2022	14413	RAYMOND WILSON	HIGH SCHOOL	210652	CADDO 199-36-6219.00-001-391000	C	BB OFFICIAL/CADDO MILL	165.00	N
057523	12-09-2022	14414	HOWE ISD	HIGH SCHOOL	192695	PLAYOFF SHARE 199-36-6499.40-001-391000	C	FB PLAYOFF SHARE	472.88	N

Check Nbr	Check Date	Vend Nbr	Payee	Organization	PO Nbr Fnd-Fnc-Obj.	Invoice Nbr So-Org-Prog	Typ Cd	Reason	Amount	EFT
057550	12-09-2022	14416	RACK PERFORMANCE	HIGH SCHOOL	192717	4942	C	COACH PROGRAM SUBSC	500.00	N
					199-36-6399.00-001-391000					
				HIGH SCHOOL	192717	4942	C	COACH PROGRAM SUBSC	500.00	N
					199-36-6399.05-001-391000					
				HIGH SCHOOL	192717	4942	C	COACH PROGRAM SUBSC	500.00	N
					199-36-6399.15-001-391000					
								<b>Check 057550 Total:</b>	<b>1,500.00</b>	
								<b>Vendor 14416 Total:</b>	<b>1,500.00</b>	
057569	12-09-2022	14417	WALKER QUALITY SER	UNDIST. ORGAN.UN	192720	10385	C	FOOD SERVICE PROGRA	3,339.38	N
					240-35-6299.00-999-399000					
057539	12-09-2022	14419	MInMor INDUSTRIES	UNDIST. ORGAN.UN	192744	056499	C	CAFETERIA/FOOD BAGS	405.03	N
					240-35-6299.00-999-399000					
057489	12-09-2022	14420	AMERICAN FOOTBALL	HIGH SCHOOL	192745	8309	C	FB COACH DUES	75.00	N
					199-36-6495.00-001-391000					
057497	12-09-2022	14421	CARL WALTON-STANL	HIGH SCHOOL	210627	HARLETON	C	PLAYOFF FB OFFICIAL/HA	193.92	N
					199-36-6219.00-001-391000					
057507	12-09-2022	14422	DALE HUNT	HIGH SCHOOL	210628	HARLETON	C	PLAYOFF FB OFFICIAL HA	135.00	N
					199-36-6219.00-001-391000					
057570	12-09-2022	14423	WILEY PAYNE	HIGH SCHOOL	210629		C	PLAYOFF FB OFFICIAL/HA	197.28	N
					199-36-6219.00-001-391000					
057504	12-09-2022	14424	CODY CARROLL	HIGH SCHOOL	210630	HARLETON	C	PLAYOFF FB OFFICIAL/HA	135.00	N
					199-36-6219.00-001-391000					
057528	12-09-2022	14425	JOSHUA BURNS	HIGH SCHOOL	210631	HARLETON	C	PLAYOFF FB OFFICIAL/HA	214.92	N
					199-36-6219.00-001-391000					
057547	12-09-2022	14426	PETER FREIN	HIGH SCHOOL	210632	HOWE	C	PLAYOFF FB OFFICIAL/HO	145.00	N
					199-36-6219.00-001-391000					
057559	12-09-2022	14427	STACY ASHBY	HIGH SCHOOL	210633	HOWE	C	PLAYOFF FB OFFICIAL/HO	145.00	N
					199-36-6219.00-001-391000					
057519	12-09-2022	14428	GREGORY MITCHELL	HIGH SCHOOL	210634	HOWE	C	PLAYOFF FB OFFICIAL/HO	145.00	N
					199-36-6219.00-001-391000					
057535	12-09-2022	14429	MANUEL SANTANA	HIGH SCHOOL	210635	HOWE	C	PLAYOFF FB OFFICIAL/HO	145.00	N
					199-36-6219.00-001-391000					
057564	12-09-2022	14430	THOMAS POORE	HIGH SCHOOL	210636	HOWE	C	PLAYOFF FB OFFICIAL/HO	145.00	N
					199-36-6219.00-001-391000					
057536	12-09-2022	14431	MARK CRAWFORD	HIGH SCHOOL	210637	HOWE	C	PLAYOFF FB OFFICIAL/HO	3.00	N
					199-36-6219.00-001-391000					
				HIGH SCHOOL	210637	HOWE	C	PLAYOFF FB OFFICIAL/HO	142.00	N
					199-36-6219.00-001-391000					
								<b>Check 057536 Total:</b>	<b>145.00</b>	
								<b>Vendor 14431 Total:</b>	<b>145.00</b>	
057522	12-09-2022	14432	HOWARD SHEARER	HIGH SCHOOL	210638	HOWE	C	PLAYOFF FB OFFICIAL/HO	110.00	N
					199-36-6219.00-001-391000					
057494	12-09-2022	14433	BPA AREA 3 REGION 1	HIGH SCHOOL	192768	2022-2023	C	REG LEADERSHIP CONF	275.00	N
					865-00-2190.54-001-300000					

Check Nbr	Check Date	Vend Nbr	Payee	Organization	PO Nbr Fnd-Fnc-Obj.	Invoice Nbr So-Org-Prog	Typ Cd	Reason	Amount	EFT
057580	12-14-2022	14434	SHELBY CULLEY	HIGH SCHOOL	192812	scholar awards	C	SCHOLARSHIP AWARDS	3,000.00	N
					865-00-2190.57-001-300000					

**Grand Total: 1,227,909.76**

End of Report

**LONE OAK INDEPENDENT SCHOOL DISTRICT  
SUMMARY OF BANK ACCOUNT BALANCES  
FOR THE MONTH END DECEMBER 2022**

	<b>OPENING BALANCES</b>	<b>RECEIPTS</b>	<b>DISBURSEMENTS</b>	<b>ENDING BALANCES</b>
<b><u>CHECKING ACCOUNTS</u></b>				
<b>General Operating</b>	\$ 2,878,114	1,580,115	1,384,115	3,074,114
<b>Debt Service</b>	1,368,581	724,881		2,093,462
<b>Turf Replacement Funds</b>	50,002	1		50,003
<b>CAPITAL PROJECTS - BOND</b>	10,092	2,506,871	847,907	1,669,056
<b>TOTAL CHECKING ACCOUNTS</b>	\$ 4,296,697	2,304,997	1,384,115	5,217,579
<b><u>TIME DEPOSITS</u></b>				
<b>Texpool (General Operating)</b>	\$ 76,924	259		77,183
<b>Texpool (I &amp; S)</b>	4,781	16		4,797
<b>American Nat'l Bank CD'S</b>	2,300,396	198		2,300,594
<b>Inwood Nat'l Bank CD</b>	213,755	91		213,846
<b>Inwood Nat'l Bank CD (I&amp;S)</b>	42,793	0		42,793
<b>TURF REPLACEMENT CD</b>	250,252	0		250,252
<b>CAPITAL PROJECTS - CD#1</b>	25,074,082	14,429		25,088,511
<b>CAPITAL PROJECTS - CD #2</b>	2,502,466	4,405	2,506,871	0
<b>TOTAL TIME DEPOSITS</b>	\$ 30,465,449	19,398	2,506,871	27,977,976
<b>TOTAL ALL FUNDS</b>	\$ 34,762,146	2,324,395	3,890,986	33,195,555
<b>(Deduct) Interaccount Transfers</b>	0	0	0	0
<b>TOTAL FOR PERIOD</b>	\$ 34,762,146	2,324,395	3,890,986	33,195,555

**Fund Balance as of June 30, 2022: \$5,376,830**

**ATTN: ALL CD INTEREST ABOVE IS ACCRUED INTEREST  
RECEIVABLE, AND WILL BE ACCURATELY RECONCILED  
TO THE DISTRICT'S GENERAL LEDGER AT YEAR END.**

**LONE OAK ISD  
2022 - 2023 BUDGET**

**GENERAL OPERATING FUND**  
**FUND 199 - General Operating**

REVENUES:		(BEFORE)	(AFTER)	AMEND #1	AMEND #2				
OBJECT	DESCRIPTION	ESTIMATED REVENUES	ESTIMATED REVENUES	Dec-22					
5700	Local / Intermediate Revenue	\$ 3,350,000	\$ 3,350,000	\$ 1,000,000	\$ -	\$ -		\$ -	\$ -
5800	State Program Revenue	7,900,000	7,900,000						
5900	Federal Program Revenue	250,000	250,000						
<b>TOTAL</b>		<b>\$ 11,500,000</b>	<b>\$ 12,500,000</b>	<b>\$ 1,000,000</b>	<b>\$ -</b>	<b>\$ -</b>	<b>\$ -</b>	<b>\$ -</b>	<b>\$ -</b>

APPROPRIATIONS:		(BEFORE)	(AFTER)	AMEND #1	REALLOCATION	DIFFERENCE			
FUNCTION	DESCRIPTION	AMEND / REALLO	AMEND / REALLO	Dec-22	Jan-23				
11	Instruction	\$ 6,287,632	\$ 6,402,389	500,000.00	(385,243.00)				
12	Instructional Resources & Media	186,899	260,399		73,500.00				
13	Instructional Staff Development	13,000	7,000		(6,000.00)				
21	Instructional Administration	38,000	144,000		106,000.00				
23	School Leadership	774,987	774,987						
31	Guidance and Counseling	345,411	345,411						
33	Health Services	107,279	107,279						
34	Student Transportation	722,577	879,517	420,000.00	(263,060.00)				
35	Food Service	100,000	220,000		120,000.00				
36	Cocurricular / Extracurricular	564,695	544,802		(19,893.00)				
41	General Admistration	658,650	955,650		297,000.00				
51	Facilities Maintenance & Operations	1,105,282	1,185,282	80,000.00					
52	Security & Monitoring Services	40,000	235,000		195,000.00				
53	Data Processing	109,400	18,784		(90,616.00)				
61	Community Services	26,688	-		(26,688.00)				
71	Debt Services	165,000	165,000						
93	Shared Service Arrangement	184,500	184,500						
99	Other Intergovernmental Charges	70,000	70,000						
<b>TOTAL</b>		<b>\$ 11,500,000</b>	<b>\$ 12,500,000</b>	<b>1,000,000.00</b>	<b>0.00</b>	<b>0.00</b>	<b>0.00</b>	<b>0.00</b>	<b>0.00</b>

**FOOD SERVICE FUND**

**FUND 240 - Food Service Fund**

REVENUES:		(BEFORE)	(AFTER)	#1 AMENDMENT	#2 AMENDMENT	DIFFERENCE		
OBJECT	DESCRIPTION	ESTIMATED REVENUES	ESTIMATED REVENUES					
5700	Local / Intermediate Revenue	\$ 200,000	\$ 200,000					
5800	State Program Revenue	45,000	45,000					
5900	Federal Program Revenue	465,000	465,000					
<b>TOTAL</b>		<b>\$ 710,000</b>	<b>\$ 710,000</b>	<b>0.00</b>	<b>0.00</b>	<b>0.00</b>	<b>0.00</b>	<b>0.00</b>

APPROPRIATIONS:		(BEFORE)	(AFTER)	#1 AMENDMENT	#2 AMENDMENT	DIFFERENCE		
FUNCTION	DESCRIPTION	AMEND / REALLO	AMEND / REALLO					
35	Food Service	\$ 710,000	\$ 710,000					
<b>TOTAL</b>		<b>\$ 710,000</b>	<b>\$ 710,000</b>	<b>0.00</b>	<b>0.00</b>	<b>0.00</b>	<b>0.00</b>	<b>0.00</b>

**DEBT SERVICE FUND**

**FUND 599 - Debt Service Fund**

REVENUES:		(BEFORE)	(AFTER)	#1 AMENDMENT	#2 AMENDMENT	DIFFERENCE		
OBJECT	DESCRIPTION	ESTIMATED REVENUES	ESTIMATED REVENUES					
5700	Local / Intermediate Revenue	\$ 2,149,642	\$ 2,149,642					
5800	State Program Revenue	50,000	50,000					
5900	Federal Program Revenue	-	-					
<b>TOTAL</b>		<b>\$ 2,199,642</b>	<b>\$ 2,199,642</b>	<b>0.00</b>	<b>0.00</b>	<b>0.00</b>	<b>0.00</b>	<b>0.00</b>

APPROPRIATIONS:		(BEFORE)	(AFTER)	#1 AMENDMENT	#2 AMENDMENT	DIFFERENCE		
FUNCTION	DESCRIPTION	AMEND / REALLO	AMEND / REALLO					
71	Debt Service	\$ 2,199,642	\$ 2,199,642					
<b>TOTAL</b>		<b>\$ 2,199,642</b>	<b>\$ 2,199,642</b>	<b>0.00</b>	<b>0.00</b>	<b>0.00</b>	<b>0.00</b>	<b>0.00</b>

## Regular Meeting

Wednesday, December 14, 2022 7:00 PM

Lone Oak ISD Administration Building, 8162 Highway 69 South, Lone Oak, TX  
75453

Orville Gentry: Absent  
Nikki Haynes: Present  
Donald Isenberg: Present  
Jeremy McClanahan: Present  
Chris Moore: Present  
Clint Patterson: Present  
Justin Ramm: Absent

### 1. Establish a quorum and call meeting to order

**Discussion:** This meeting was called to order at  
7:00 PM

### 2. Opening Prayer & Pledges

**Discussion:** A student gave the opening prayer.

### 3. Forum for community input

**Discussion:** No community input was given.

### 4. Consent Agenda

#### Action(s):

Motion to approve the consent agenda as  
presented. This motion, made by Donald Isenberg  
and seconded by Nikki Haynes, Passed.

#### Voting Detail:

Orville Gentry: Absent  
Nikki Haynes: Yea  
Donald Isenberg: Yea

Jeremy  
McClanahan: Yea  
Chris Moore: Yea  
Clint Patterson: Yea

Justin Ramm: Absent

**Voting Summary:** Yea: 5, Nay: 0, Absent: 2

#### 4.1. Monthly Check Register

#### 4.2. Finance/Investment Report

#### 4.3. Budget Amendments/Reallocation

#### 4.4. Minutes from previous meeting

### 5. Recognize UIL award winners

### 6. Administrative Team Reports

#### Discussion:

Mrs. Whitehead gave an elementary school report  
Dr. Wilhite gave a middle school report  
Mr. Compton gave a high school report  
Mr. Smith gave a College Street Campus report

Mr. Shepherd gave a maintenance and operations report  
Mr. Northcutt gave a safety update  
Coach Turner gave an athletics report

**7. Walker Quality Services Update**

**8. Teacher Incentive Allotment Overview**

**Presenter:** Beth Luhn

**9. Discuss and possibly approve moving the date of the January regular meeting.**

**Discussion:** January's meeting will be moved from January 16th, which is Martin Luther King, Jr. Day to the following Monday, January 23rd.

**10. Discuss and possibly take action to adopt a resolution authorizing a public property finance act contract for the acquisition of school buses.**

**Action(s):**

Motion to adopt the resolution authorizing a public property finance act contract for the acquisition of school buses with Alliance Bank. This motion, made by Donald Isenberg and seconded by Chris Moore, Passed.

**Voting Detail:**

Orville Gentry: Absent  
Nikki Haynes: Yea  
Donald Isenberg: Yea

Jeremy McClanahan: Yea  
Chris Moore: Yea  
Clint Patterson: Yea

Justin Ramm: Absent

**Voting Summary:** Yea: 5, Nay: 0, Absent: 2

**11. Approve the TASB Superintendent Evaluation Instrument as the official evaluation tool for Janee Carter for the 2022-2023 school year.**

**Action(s):**

Motion to approve the TASB Superintendent Evaluation Instrument as the official evaluation tool for Janeé Carter for the 2022-2023 school year. This motion, made by Clint Patterson and seconded by Donald Isenberg, Passed.

**Voting Detail:**

Orville Gentry: Absent  
Nikki Haynes: Yea  
Donald Isenberg: Yea

Jeremy McClanahan: Yea  
Chris Moore: Yea  
Clint Patterson: Yea

Justin Ramm: Absent

**Voting Summary:** Yea: 5, Nay: 0, Absent: 2

**12. Approve the TASB Superintendent Evaluation Goals for Janeé Carter for the 2022-2023 school year.**

**Action(s):**

Motion to approve the TASB Superintendent Evaluation goals for Janeé Carter for the 2022-2023 school year. This motion, made by Clint Patterson and seconded by Donald Isenberg, Passed.

**Voting Detail:**

Orville Gentry: Absent  
Nikki Haynes: Yea  
Donald Isenberg: Yea

Jeremy McClanahan: Yea  
Chris Moore: Yea  
Clint Patterson: Yea

Justin Ramm: Absent

**Voting Summary:** Yea: 5, Nay: 0, Absent: 2

**13. Discuss Phase 2 Red/Hall Administration Construction Bid Process and Timeline**

**14. Executive Session**

**Discussion:** The board adjourned to executive session at 7:55 PM and returned into open session at 10:32 PM

14.1. 551.074 Discuss personnel or to hear complaints against personnel

14.2. 551.071 Private consultation with the board's attorney.

14.2.1. Consult with attorney re: proposed settlement of Cause No. 91463, Lone Oak ISD v. City of Lone Oak - - Tex. Govt. Code §551.071.

14.3. 551.072 Discussing purchase, exchange, lease, or value of real property.

**15. Deliberation and possible approval of settlement of Cause No. 91463, Lone Oak ISD v. City of Lone Oak**

**Action(s):**

Motion to approve the settlement of Cause No. 91463, Lone Oak ISD v. City of Lone Oak as presented. This motion, made by Nikki Haynes and seconded by Donald Isenberg, Passed.

**Voting Detail:**

Orville Gentry: Absent  
Nikki Haynes: Yea  
Donald Isenberg: Yea

Jeremy McClanahan: Yea  
Chris Moore: Yea  
Clint Patterson: Yea

Justin Ramm: Absent

**Voting Summary:** Yea: 5, Nay: 0, Absent: 2

16. **Adjournment**

**Discussion:** This meeting adjourned at 10:34 PM

---

Board Secretary

## Special Meeting

Monday, January 16, 2023 5:00 PM

Lone Oak ISD Administration Building, 8162 Highway 69 South, Lone Oak, TX 75453

Orville Gentry: Present  
Nikki Haynes: Absent  
Donald Isenberg: Absent  
Jeremy McClanahan: Present  
Chris Moore: Present  
Clint Patterson: Present  
Justin Ramm: Present

**1. Establish a quorum and call meeting to order**

**Discussion:** This meeting was called to order at 5:00 PM.

**2. Opening Prayer & Pledges**

**Discussion:** Orville Gentry gave the opening prayer.

**3. Forum for community input**

**Discussion:** No community input was provided.

**4. Deliberation and possible action to**

**determine/select a procurement method for the LOISD Administration Building Repairs Project.**

**Action(s):**

I move that we adopt and approve the resolution determining the delivery for the LOISD Administration Building Repairs Project and selecting job order contracting as the procurement method for the project. This motion, made by Justin Ramm and seconded by Chris Moore, Passed.

**Voting Detail:**

Orville Gentry: Yea  
Nikki Haynes: Absent  
Donald Isenberg: Absent

Jeremy  
McClanahan: Yea

Chris Moore: Yea

Clint Patterson: Yea

Justin Ramm: Yea

**Voting Summary:** Yea: 5, Nay: 0, Absent: 2

**5. Deliberation and possible action to select a job order contractor for the LOISD Administration Building Repairs Project.**

**Discussion:** This item was combined with item number 6 due to the fact that there is only one

contractor interested and eligible.

**6. Deliberation and possible action(s) delegating authority to the Superintendent concerning the LOISD Administration Building Repairs Project.**

**Action(s):**

I move that we adopt and approve the resolution selecting All Star Exteriors as the job order contractor for the LOISD Administration Building Repairs Project and delegating authority to the Superintendent. This motion, made by Justin Ramm and seconded by Clint Patterson, Passed.

**Voting Detail:**

Orville Gentry: Yea  
Nikki Haynes: Absent  
Donald Isenberg: Absent

Jeremy  
McClanahan: Yea  
Chris Moore: Yea  
Clint Patterson: Yea

Justin Ramm: Yea

**Voting Summary:** Yea: 5, Nay: 0, Absent: 2

**7. Deliberation and possible action to determine the prevailing wage rate for the LOISD Administration Building Repairs Project.**

**Action(s):**

I move that we adopt and approve the resolution determining the prevailing wage rate for the LOISD Administration Building Repairs Project. This motion, made by Justin Ramm and seconded by Jeremy McClanahan, Passed.

**Voting Detail:**

Orville Gentry: Yea  
Nikki Haynes: Absent  
Donald Isenberg: Absent

Jeremy  
McClanahan: Yea  
Chris Moore: Yea  
Clint Patterson: Yea

Justin Ramm: Yea

**Voting Summary:** Yea: 5, Nay: 0, Absent: 2

**8. Executive Session**

**Discussion:** The board did not need to enter into an executive session.

8.1. 551.072 Discuss purchase, exchange, lease, or value of real property.

8.2. 551.071 Private consultation with the board's attorney

**9. Adjournment**

**Discussion:** This meeting was adjourned at 5:09

PM.

---

Board Secretary

Texas Education Agency  
2021-22 STAAR Performance  
LONE OAK ISD (116906) - HUNT COUNTY

	School Year	State	Region 10	District	African American	Hispanic	White	American Indian	Asian	Pacific Islander	Two or More Races	Special Ed (Current)	Special Ed (Former)	Continuously Enrolled	Non-Continuously Enrolled	Econ Disadv	EB / EL (Current & Monitored)
<b>STAAR Performance Rates by Tested Grade, Subject, and Performance Level</b>																	
<b>Grade 3 Reading</b>																	
At Approaches Grade Level or Above	2022	76%	76%	<b>87%</b>	-	90%	86%	-	-	-	*	60%	-	83%	94%	82%	*
	2021	67%	68%	<b>86%</b>	-	67%	88%	-	*	-	-	*	-	86%	88%	82%	-
At Meets Grade Level or Above	2022	51%	52%	<b>60%</b>	-	60%	60%	-	-	-	*	40%	-	58%	65%	61%	*
	2021	39%	40%	<b>57%</b>	-	17%	61%	-	*	-	-	*	-	56%	63%	35%	-
At Masters Grade Level	2022	30%	32%	<b>34%</b>	-	40%	33%	-	-	-	*	20%	-	33%	35%	32%	*
	2021	19%	21%	<b>36%</b>	-	0%	39%	-	*	-	-	*	-	36%	38%	12%	-
<b>Grade 3 Mathematics</b>																	
At Approaches Grade Level or Above	2022	71%	72%	<b>64%</b>	-	70%	62%	-	-	-	*	30%	-	64%	65%	61%	*
	2021	62%	64%	<b>74%</b>	-	50%	76%	-	*	-	-	*	-	72%	88%	59%	-
At Meets Grade Level or Above	2022	43%	45%	<b>28%</b>	-	30%	26%	-	-	-	*	30%	-	25%	35%	29%	*
	2021	31%	33%	<b>40%</b>	-	0%	43%	-	*	-	-	*	-	40%	38%	12%	-
At Masters Grade Level	2022	21%	23%	<b>13%</b>	-	10%	14%	-	-	-	*	20%	-	8%	24%	14%	*
	2021	14%	17%	<b>10%</b>	-	0%	10%	-	*	-	-	*	-	10%	13%	0%	-
<b>Grade 4 Reading</b>																	
At Approaches Grade Level or Above	2022	77%	76%	<b>87%</b>	-	57%	91%	-	*	-	*	40%	*	89%	84%	83%	*
	2021	63%	64%	<b>70%</b>	-	71%	73%	*	-	*	*	33%	*	64%	78%	70%	*
At Meets Grade Level or Above	2022	54%	55%	<b>71%</b>	-	43%	75%	-	*	-	*	20%	*	75%	63%	61%	*
	2021	36%	39%	<b>30%</b>	-	29%	32%	*	-	*	*	11%	*	24%	39%	15%	*
At Masters Grade Level	2022	28%	30%	<b>38%</b>	-	29%	38%	-	*	-	*	20%	*	45%	21%	26%	*
	2021	17%	19%	<b>11%</b>	-	14%	11%	*	-	*	*	0%	*	9%	13%	5%	*
<b>Grade 4 Mathematics</b>																	
At Approaches Grade Level or Above	2022	70%	71%	<b>90%</b>	-	86%	91%	-	*	-	*	20%	*	91%	89%	87%	*
	2021	59%	62%	<b>51%</b>	-	29%	51%	*	-	*	*	33%	*	50%	52%	42%	*
At Meets Grade Level or Above	2022	43%	45%	<b>49%</b>	-	57%	45%	-	*	-	*	20%	*	52%	42%	35%	*
	2021	36%	39%	<b>25%</b>	-	29%	26%	*	-	*	*	11%	*	28%	22%	21%	*
At Masters Grade Level	2022	23%	25%	<b>16%</b>	-	0%	17%	-	*	-	*	0%	*	18%	11%	0%	*
	2021	21%	24%	<b>9%</b>	-	0%	9%	*	-	*	*	0%	*	9%	9%	0%	*
<b>Grade 5 Reading</b>																	

28

Texas Education Agency  
2021-22 STAAR Performance  
LONE OAK ISD (116906) - HUNT COUNTY

	School Year	State	Region 10	District	African American	Hispanic	White	American Indian	Asian	Pacific Islander	Two or More Races	Special Ed (Current)	Special Ed (Former)	Continuously Enrolled	Non-Continuously Enrolled	Econ Disadv	EB / EL (Current & Monitored)
At Approaches Grade Level or Above	2022	81%	81%	<b>80%</b>	-	71%	83%	*	-	*	*	43%	*	79%	81%	73%	*
	2021	73%	75%	<b>65%</b>	*	63%	65%	-	-	-	*	8%	-	64%	67%	58%	*
At Meets Grade Level or Above	2022	58%	59%	<b>61%</b>	-	57%	63%	*	-	*	*	29%	*	63%	58%	48%	*
	2021	46%	49%	<b>42%</b>	*	50%	42%	-	-	-	*	8%	-	43%	40%	29%	*
At Masters Grade Level	2022	36%	38%	<b>28%</b>	-	43%	25%	*	-	*	*	14%	*	24%	35%	15%	*
	2021	30%	32%	<b>29%</b>	*	25%	31%	-	-	-	*	0%	-	32%	20%	21%	*
<b>Grade 5 Mathematics</b>																	
At Approaches Grade Level or Above	2022	77%	77%	<b>83%</b>	-	86%	83%	*	-	*	*	50%	*	82%	85%	79%	*
	2021	70%	72%	<b>63%</b>	*	75%	63%	-	-	-	*	8%	-	64%	60%	58%	*
At Meets Grade Level or Above	2022	48%	50%	<b>52%</b>	-	43%	54%	*	-	*	*	29%	*	50%	54%	45%	*
	2021	44%	47%	<b>40%</b>	*	38%	42%	-	-	-	*	0%	-	40%	40%	33%	*
At Masters Grade Level	2022	25%	27%	<b>11%</b>	-	0%	10%	*	-	*	*	14%	*	13%	8%	0%	*
	2021	25%	28%	<b>11%</b>	*	13%	12%	-	-	-	*	0%	-	11%	13%	4%	*
<b>Grade 5 Science</b>																	
At Approaches Grade Level or Above	2022	66%	66%	<b>73%</b>	-	71%	71%	*	-	*	*	43%	*	71%	77%	67%	*
	2021	62%	63%	<b>60%</b>	*	50%	63%	-	-	-	*	8%	-	64%	47%	46%	*
At Meets Grade Level or Above	2022	38%	39%	<b>47%</b>	-	57%	44%	*	-	*	*	21%	*	42%	54%	39%	*
	2021	31%	33%	<b>31%</b>	*	50%	29%	-	-	-	*	0%	-	32%	27%	25%	*
At Masters Grade Level	2022	18%	18%	<b>23%</b>	-	29%	23%	*	-	*	*	7%	*	21%	27%	9%	*
	2021	13%	14%	<b>10%</b>	*	13%	10%	-	-	-	*	0%	-	11%	7%	4%	*
<b>Grade 6 Reading</b>																	
At Approaches Grade Level or Above	2022	70%	72%	<b>67%</b>	*	60%	68%	-	-	-	*	17%	-	69%	62%	69%	50%
	2021	62%	64%	<b>68%</b>	*	67%	68%	*	-	-	*	46%	*	70%	63%	56%	*
At Meets Grade Level or Above	2022	43%	45%	<b>38%</b>	*	30%	40%	-	-	-	*	8%	-	39%	33%	23%	17%
	2021	32%	35%	<b>33%</b>	*	44%	31%	*	-	-	*	15%	*	36%	26%	24%	*
At Masters Grade Level	2022	23%	25%	<b>22%</b>	*	20%	23%	-	-	-	*	0%	-	25%	14%	14%	17%
	2021	15%	17%	<b>7%</b>	*	11%	7%	*	-	-	*	8%	*	6%	11%	6%	*
<b>Grade 6 Mathematics</b>																	
At Approaches Grade Level or Above	2022	73%	76%	<b>90%</b>	*	80%	92%	-	-	-	*	50%	-	90%	90%	89%	83%
	2021	68%	70%	<b>79%</b>	*	89%	78%	*	-	-	*	62%	*	81%	74%	71%	*

29

Texas Education Agency  
2021-22 STAAR Performance  
LONE OAK ISD (116906) - HUNT COUNTY

	School Year	State	Region 10	District	African American	Hispanic	White	American Indian	Asian	Pacific Islander	Two or More Races	Special Ed (Current)	Special Ed (Former)	Continuously Enrolled	Non-Continuously Enrolled	Econ Disadv	EB / EL (Current & Monitored)
At Meets Grade Level or Above	2022	39%	42%	<b>51%</b>	*	50%	53%	-	-	-	*	0%	-	51%	52%	46%	33%
	2021	36%	40%	<b>44%</b>	*	56%	44%	*	-	-	*	23%	*	42%	53%	41%	*
At Masters Grade Level	2022	16%	18%	<b>10%</b>	*	10%	10%	-	-	-	*	0%	-	6%	19%	6%	0%
	2021	15%	18%	<b>14%</b>	*	22%	14%	*	-	-	*	8%	*	15%	11%	9%	*
<b>Grade 7 Reading</b>																	
At Approaches Grade Level or Above	2022	80%	80%	<b>78%</b>	*	80%	80%	*	*	-	*	50%	*	79%	75%	71%	*
	2021	69%	70%	<b>71%</b>	*	78%	72%	*	-	-	-	33%	*	73%	65%	62%	*
At Meets Grade Level or Above	2022	56%	58%	<b>62%</b>	*	70%	61%	*	*	-	*	38%	*	66%	54%	56%	*
	2021	45%	47%	<b>42%</b>	*	67%	41%	*	-	-	-	27%	*	46%	35%	21%	*
At Masters Grade Level	2022	37%	40%	<b>41%</b>	*	50%	39%	*	*	-	*	13%	*	40%	43%	31%	*
	2021	25%	27%	<b>27%</b>	*	56%	24%	*	-	-	-	20%	*	29%	23%	18%	*
<b>Grade 7 Mathematics</b>																	
At Approaches Grade Level or Above	2022	61%	62%	<b>74%</b>	*	70%	77%	*	*	-	*	63%	*	79%	64%	71%	30
	2021	55%	59%	<b>78%</b>	*	89%	76%	*	-	-	-	27%	*	80%	73%	69%	*
At Meets Grade Level or Above	2022	31%	34%	<b>37%</b>	*	30%	39%	*	*	-	*	19%	*	42%	29%	38%	*
	2021	27%	32%	<b>52%</b>	*	67%	49%	*	-	-	-	27%	*	47%	62%	36%	*
At Masters Grade Level	2022	13%	17%	<b>20%</b>	*	20%	19%	*	*	-	*	13%	*	25%	11%	16%	*
	2021	12%	16%	<b>31%</b>	*	44%	30%	*	-	-	-	20%	*	32%	27%	21%	*
<b>Grade 8 Reading</b>																	
At Approaches Grade Level or Above	2022	83%	84%	<b>88%</b>	*	100%	87%	*	-	-	*	53%	*	87%	88%	81%	*
	2021	73%	75%	<b>79%</b>	*	38%	83%	-	-	-	*	27%	*	81%	74%	62%	*
At Meets Grade Level or Above	2022	58%	60%	<b>61%</b>	*	67%	62%	*	-	-	*	33%	*	63%	58%	48%	*
	2021	46%	48%	<b>56%</b>	*	13%	59%	-	-	-	*	18%	*	62%	42%	29%	*
At Masters Grade Level	2022	37%	40%	<b>38%</b>	*	56%	37%	*	-	-	*	33%	*	43%	27%	28%	*
	2021	21%	23%	<b>28%</b>	*	0%	31%	-	-	-	*	0%	*	31%	21%	14%	*
<b>Grade 8 Mathematics</b>																	
At Approaches Grade Level or Above	2022	71%	72%	<b>79%</b>	*	89%	79%	*	-	-	*	47%	*	83%	73%	69%	*
	2021	62%	62%	<b>67%</b>	*	63%	66%	-	-	-	*	27%	*	72%	56%	55%	*
At Meets Grade Level or Above	2022	40%	41%	<b>46%</b>	*	56%	46%	*	-	-	*	33%	*	48%	42%	39%	*
	2021	36%	36%	<b>29%</b>	*	13%	27%	-	-	-	*	9%	*	33%	19%	20%	*

Texas Education Agency  
2021-22 STAAR Performance  
LONE OAK ISD (116906) - HUNT COUNTY

	School Year	State	Region 10	District	African American	Hispanic	White	American Indian	Asian	Pacific Islander	Two or More Races	Special Ed (Current)	Special Ed (Former)	Continuously Enrolled	Non-Continuously Enrolled	Econ Disadv	EB / EL (Current & Monitored)
At Masters Grade Level	2022	14%	15%	<b>22%</b>	*	33%	21%	*	-	-	*	27%	*	27%	12%	15%	*
	2021	11%	11%	<b>2%</b>	*	0%	2%	-	-	-	*	0%	*	3%	0%	0%	*
<b>Grade 8 Science</b>																	
At Approaches Grade Level or Above	2022	74%	76%	<b>66%</b>	*	67%	67%	*	-	-	*	25%	*	70%	58%	53%	*
	2021	68%	70%	<b>72%</b>	*	50%	73%	-	-	-	*	36%	*	77%	58%	43%	*
At Meets Grade Level or Above	2022	45%	48%	<b>34%</b>	*	56%	33%	*	-	-	*	25%	*	34%	33%	27%	*
	2021	43%	45%	<b>38%</b>	*	13%	37%	-	-	-	*	9%	*	42%	26%	19%	*
At Masters Grade Level	2022	24%	26%	<b>19%</b>	*	56%	15%	*	-	-	*	25%	*	20%	15%	15%	*
	2021	24%	26%	<b>23%</b>	*	0%	24%	-	-	-	*	9%	*	25%	16%	10%	*
<b>Grade 8 Social Studies</b>																	
At Approaches Grade Level or Above	2022	61%	63%	<b>66%</b>	*	67%	67%	*	-	-	*	38%	*	70%	58%	58%	*
	2021	57%	60%	<b>75%</b>	*	38%	78%	-	-	-	*	18%	*	75%	74%	57%	*
At Meets Grade Level or Above	2022	31%	33%	<b>32%</b>	*	56%	31%	*	-	-	*	25%	*	34%	27%	29%	*
	2021	28%	31%	<b>39%</b>	*	25%	39%	-	-	-	*	9%	*	44%	26%	19%	*
At Masters Grade Level	2022	18%	20%	<b>24%</b>	*	44%	22%	*	-	-	*	25%	*	25%	21%	22%	*
	2021	14%	15%	<b>23%</b>	*	25%	20%	-	-	-	*	0%	*	25%	16%	10%	*
<b>End of Course English I</b>																	
At Approaches Grade Level or Above	2022	65%	66%	<b>68%</b>	*	25%	71%	*	-	-	100%	20%	*	73%	59%	63%	*
	2021	67%	67%	<b>75%</b>	*	*	75%	-	-	-	*	14%	*	80%	64%	70%	-
At Meets Grade Level or Above	2022	47%	49%	<b>51%</b>	*	25%	52%	*	-	-	83%	15%	*	55%	44%	41%	*
	2021	50%	51%	<b>53%</b>	*	*	52%	-	-	-	*	0%	*	57%	41%	35%	-
At Masters Grade Level	2022	11%	12%	<b>13%</b>	*	0%	14%	*	-	-	17%	0%	*	13%	13%	10%	*
	2021	12%	14%	<b>5%</b>	*	*	6%	-	-	-	*	0%	*	7%	0%	0%	-
<b>End of Course English II</b>																	
At Approaches Grade Level or Above	2022	72%	72%	<b>78%</b>	*	83%	81%	-	*	-	*	33%	*	81%	71%	72%	*
	2021	71%	71%	<b>81%</b>	-	78%	80%	-	-	-	*	45%	-	85%	58%	74%	*
At Meets Grade Level or Above	2022	55%	56%	<b>58%</b>	*	50%	61%	-	*	-	*	13%	*	61%	50%	45%	*
	2021	57%	58%	<b>66%</b>	-	56%	66%	-	-	-	*	36%	-	71%	42%	58%	*

31

Texas Education Agency  
2021-22 STAAR Performance  
LONE OAK ISD (116906) - HUNT COUNTY

	School Year	State	Region 10	District	African American	Hispanic	White	American Indian	Asian	Pacific Islander	Two or More Races	Special Ed (Current)	Special Ed (Former)	Continuously Enrolled	Non-Continuously Enrolled	Econ Disadv	EB/EL (Current & Monitored)
At Masters Grade Level	2022	9%	10%	5%	*	0%	6%	-	*	-	*	0%	*	6%	4%	3%	*
	2021	11%	13%	12%	-	0%	13%	-	-	-	*	9%	-	15%	0%	11%	*
<b>End of Course Algebra I</b>																	
At Approaches Grade Level or Above	2022	76%	76%	85%	*	100%	90%	-	-	-	*	50%	*	91%	75%	88%	*
	2021	73%	74%	92%	*	*	91%	-	-	-	*	57%	*	92%	90%	89%	-
At Meets Grade Level or Above	2022	43%	46%	65%	*	86%	67%	-	-	-	*	17%	*	70%	56%	58%	*
	2021	41%	44%	65%	*	*	67%	-	-	-	*	14%	*	63%	70%	61%	-
At Masters Grade Level	2022	27%	30%	38%	*	29%	43%	-	-	-	*	6%	*	38%	38%	30%	*
	2021	23%	27%	27%	*	*	27%	-	-	-	*	0%	*	24%	35%	11%	-
<b>End of Course Biology</b>																	
At Approaches Grade Level or Above	2022	83%	84%	90%	*	100%	92%	-	-	-	80%	63%	50%	94%	83%	89%	*
	2021	82%	82%	91%	*	100%	89%	-	-	-	*	57%	*	89%	95%	81%	*
At Meets Grade Level or Above	2022	55%	56%	59%	*	50%	64%	-	-	-	60%	13%	0%	66%	47%	47%	32
	2021	55%	56%	61%	*	83%	61%	-	-	-	*	29%	*	60%	64%	57%	*
At Masters Grade Level	2022	21%	24%	18%	*	13%	21%	-	-	-	20%	0%	0%	21%	14%	5%	*
	2021	22%	24%	17%	*	17%	18%	-	-	-	*	0%	*	21%	9%	5%	*
<b>End of Course U.S. History</b>																	
At Approaches Grade Level or Above	2022	89%	89%	84%	-	100%	91%	-	-	-	*	76%	0%	95%	63%	88%	*
	2021	88%	88%	89%	*	100%	85%	-	-	-	*	58%	-	89%	86%	90%	*
At Meets Grade Level or Above	2022	68%	68%	72%	-	88%	77%	-	-	-	*	41%	0%	80%	56%	72%	*
	2021	69%	69%	66%	*	46%	72%	-	-	-	*	25%	-	68%	57%	52%	*
At Masters Grade Level	2022	42%	43%	31%	-	13%	35%	-	-	-	*	24%	0%	36%	22%	32%	*
	2021	43%	44%	37%	*	31%	41%	-	-	-	*	8%	-	34%	50%	19%	*
<b>SAT/ACT All Subjects</b>																	
At Approaches Grade Level or Above	2022	92%	94%	93%	-	*	92%	-	-	-	-	-	-	100%	80%	80%	-
	2021	95%	96%	100%	-	*	100%	-	-	-	-	-	-	100%	*	*	-
At Meets Grade Level or Above	2022	64%	70%	73%	-	*	75%	-	-	-	-	-	-	80%	60%	80%	-
	2021	69%	73%	91%	-	*	90%	-	-	-	-	-	-	90%	*	*	-

Texas Education Agency  
2021-22 STAAR Performance  
LONE OAK ISD (116906) - HUNT COUNTY

	School Year	State	Region 10	District	African American	Hispanic	White	American Indian	Asian	Pacific Islander	Two or More Races	Special Ed (Current)	Special Ed (Former)	Continuously Enrolled	Non-Continuously Enrolled	Econ Disadv	EB / EL (Current & Monitored)
At Masters Grade Level	2022	13%	19%	0%	-	*	0%	-	-	-	-	-	-	0%	0%	0%	-
	2021	14%	20%	9%	-	*	10%	-	-	-	-	-	-	10%	*	*	-
<b>All Grades All Subjects</b>																	
At Approaches Grade Level or Above	2022	74%	75%	79%	58%	78%	80%	62%	100%	*	84%	45%	41%	81%	74%	73%	57%
	2021	67%	69%	73%	62%	69%	74%	36%	*	*	80%	31%	50%	75%	68%	62%	39%
At Meets Grade Level or Above	2022	48%	50%	52%	17%	53%	53%	31%	100%	*	62%	24%	16%	54%	47%	43%	26%
	2021	41%	44%	45%	33%	42%	45%	27%	*	*	47%	15%	14%	47%	40%	31%	29%
At Masters Grade Level	2022	23%	25%	23%	4%	25%	23%	23%	71%	*	22%	13%	3%	24%	20%	16%	6%
	2021	18%	21%	18%	5%	16%	18%	0%	*	*	23%	6%	9%	19%	16%	10%	12%
<b>All Grades ELA/Reading</b>																	
At Approaches Grade Level or Above	2022	75%	75%	78%	45%	72%	80%	40%	*	*	100%	38%	33%	80%	75%	74%	43%
	2021	68%	69%	74%	43%	68%	75%	*	*	*	80%	30%	43%	76%	69%	65%	40%
At Meets Grade Level or Above	2022	53%	54%	57%	18%	51%	59%	40%	*	*	71%	24%	25%	60%	52%	47%	22%
	2021	45%	46%	48%	29%	45%	48%	*	*	*	50%	17%	0%	51%	39%	29%	27%
At Masters Grade Level	2022	25%	27%	26%	0%	31%	26%	40%	*	*	21%	11%	8%	28%	23%	20%	9%
	2021	18%	20%	19%	0%	15%	20%	*	*	*	30%	6%	0%	21%	15%	11%	7%
<b>All Grades Mathematics</b>																	
At Approaches Grade Level or Above	2022	72%	74%	81%	67%	83%	82%	*	*	*	73%	48%	56%	84%	77%	77%	71%
	2021	66%	68%	74%	71%	71%	74%	*	*	*	88%	32%	71%	75%	70%	65%	50%
At Meets Grade Level or Above	2022	42%	45%	48%	11%	49%	49%	*	*	*	55%	21%	22%	50%	45%	42%	29%
	2021	37%	41%	45%	29%	39%	46%	*	*	*	38%	14%	29%	45%	45%	34%	33%
At Masters Grade Level	2022	20%	23%	19%	11%	14%	19%	*	*	*	18%	12%	0%	20%	17%	12%	5%
	2021	18%	20%	16%	0%	16%	16%	*	*	*	13%	6%	29%	16%	16%	8%	8%
<b>All Grades Science</b>																	
At Approaches Grade Level or Above	2022	76%	76%	77%	*	79%	77%	*	-	*	75%	43%	67%	79%	73%	67%	57%
	2021	71%	72%	75%	*	64%	76%	-	-	-	80%	30%	*	77%	70%	56%	33%
At Meets Grade Level or Above	2022	47%	49%	47%	*	54%	47%	*	-	*	50%	20%	11%	48%	44%	37%	29%
	2021	44%	45%	44%	*	45%	44%	-	-	-	60%	10%	*	45%	41%	33%	33%

Texas Education Agency  
2021-22 STAAR Performance  
LONE OAK ISD (116906) - HUNT COUNTY

	School Year	State	Region 10	District	African American	Hispanic	White	American Indian	Asian	Pacific Islander	Two or More Races	Special Ed (Current)	Special Ed (Former)	Continuously Enrolled	Non-Continuously Enrolled	Econ Disadv	EB/EL (Current & Monitored)
At Masters Grade Level	2022	21%	23%	20%	*	33%	19%	*	-	*	13%	11%	0%	21%	18%	10%	0%
	2021	20%	22%	17%	*	9%	18%	-	-	-	20%	3%	*	19%	11%	6%	17%
<b>All Grades Social Studies</b>																	
At Approaches Grade Level or Above	2022	75%	76%	74%	*	82%	77%	*	-	-	*	58%	0%	82%	60%	68%	*
	2021	73%	74%	82%	*	76%	81%	-	-	-	100%	39%	*	82%	79%	74%	*
At Meets Grade Level or Above	2022	50%	51%	51%	*	71%	51%	*	-	-	*	33%	0%	56%	40%	43%	*
	2021	49%	50%	52%	*	38%	55%	-	-	-	60%	17%	*	56%	39%	36%	*
At Masters Grade Level	2022	30%	32%	27%	*	29%	28%	*	-	-	*	24%	0%	30%	22%	25%	*
	2021	29%	30%	30%	*	29%	30%	-	-	-	40%	4%	*	30%	30%	14%	*
<b>STAAR Performance Rates by Enrolled Grade at Meets Grade Level or Above</b>																	
<b>3rd Graders</b>																	
Reading and Mathematics	2022	36%	38%	28%	-	30%	26%	-	-	-	*	30%	-	25%	35%	29%	*
	2021	24%	26%	34%	-	0%	37%	-	*	-	-	*	-	36%	25%	12%	-
Reading and Mathematics Including EOC	2022	36%	38%	28%	-	30%	26%	-	-	-	*	30%	-	25%	35%	29%	*
	2021	24%	26%	34%	-	0%	37%	-	*	-	-	*	-	36%	25%	12%	-
Reading Including EOC	2022	51%	52%	60%	-	60%	60%	-	-	-	*	40%	-	58%	65%	61%	*
	2021	38%	40%	57%	-	17%	61%	-	*	-	-	*	-	56%	63%	35%	-
Math Including EOC	2022	43%	45%	28%	-	30%	26%	-	-	-	*	30%	-	25%	35%	29%	*
	2021	31%	33%	40%	-	0%	43%	-	*	-	-	*	-	40%	38%	12%	-
<b>4th Graders</b>																	
Reading and Mathematics	2022	36%	38%	44%	-	29%	45%	-	*	-	*	20%	*	48%	37%	26%	*
	2021	26%	29%	18%	-	14%	19%	*	-	*	*	11%	*	16%	22%	11%	*
Reading and Mathematics Including EOC	2022	36%	38%	44%	-	29%	45%	-	*	-	*	20%	*	48%	37%	26%	*
	2021	26%	29%	18%	-	14%	19%	*	-	*	*	11%	*	16%	22%	11%	*
Reading Including EOC	2022	54%	55%	71%	-	43%	75%	-	*	-	*	20%	*	75%	63%	61%	*
	2021	36%	39%	30%	-	29%	32%	*	-	*	*	11%	*	24%	39%	15%	*
Math Including EOC	2022	43%	45%	49%	-	57%	45%	-	*	-	*	20%	*	52%	42%	35%	*
	2021	36%	39%	25%	-	29%	26%	*	-	*	*	11%	*	28%	22%	21%	*
<b>5th Graders</b>																	
Reading and Mathematics	2022	41%	43%	50%	-	43%	52%	*	-	*	*	29%	*	50%	50%	42%	*
	2021	34%	37%	32%	*	38%	33%	-	-	-	*	0%	-	32%	33%	17%	*

34

Texas Education Agency  
2021-22 STAAR Performance  
LONE OAK ISD (116906) - HUNT COUNTY

	School Year	State	Region 10	District	African American	Hispanic	White	American Indian	Asian	Pacific Islander	Two or More Races	Special Ed (Current)	Special Ed (Former)	Continuously Enrolled	Non-Continuously Enrolled	Econ Disadv	EB / EL (Current & Monitored)
Reading and Mathematics Including EOC	2022	41%	43%	<b>50%</b>	-	43%	52%	*	-	*	*	29%	*	50%	50%	42%	*
	2021	34%	37%	<b>32%</b>	*	38%	33%	-	-	-	*	0%	-	32%	33%	17%	*
Reading Including EOC	2022	58%	59%	<b>61%</b>	-	57%	63%	*	-	*	*	29%	*	63%	58%	48%	*
	2021	46%	49%	<b>42%</b>	*	50%	42%	-	-	-	*	8%	-	43%	40%	29%	*
Math Including EOC	2022	48%	50%	<b>52%</b>	-	43%	54%	*	-	*	*	29%	*	50%	54%	45%	*
	2021	44%	47%	<b>40%</b>	*	38%	42%	-	-	-	*	0%	-	40%	40%	33%	*
<b>6th Graders</b>																	
Reading and Mathematics	2022	31%	34%	<b>33%</b>	*	30%	35%	-	-	-	*	0%	-	33%	33%	20%	17%
	2021	24%	28%	<b>25%</b>	*	33%	24%	*	-	-	*	8%	*	25%	26%	21%	*
Reading and Mathematics Including EOC	2022	31%	34%	<b>33%</b>	*	30%	35%	-	-	-	*	0%	-	33%	33%	20%	17%
	2021	24%	28%	<b>25%</b>	*	33%	24%	*	-	-	*	8%	*	25%	26%	21%	*
Reading Including EOC	2022	43%	45%	<b>38%</b>	*	30%	40%	-	-	-	*	8%	-	39%	33%	23%	17%
	2021	32%	35%	<b>33%</b>	*	44%	31%	*	-	-	*	15%	*	36%	26%	24%	35
Math Including EOC	2022	40%	44%	<b>51%</b>	*	50%	53%	-	-	-	*	0%	-	51%	52%	46%	33%
	2021	36%	41%	<b>44%</b>	*	56%	44%	*	-	-	*	23%	*	42%	53%	41%	*
<b>7th Graders</b>																	
Reading and Mathematics	2022	32%	35%	<b>35%</b>	*	33%	35%	*	*	-	*	21%	*	40%	24%	36%	*
	2021	26%	29%	<b>33%</b>	*	67%	30%	*	-	-	-	20%	*	34%	31%	15%	*
Reading and Mathematics Including EOC	2022	33%	37%	<b>35%</b>	*	33%	35%	*	*	-	*	21%	*	40%	24%	36%	*
	2021	27%	31%	<b>33%</b>	*	67%	30%	*	-	-	-	20%	*	34%	31%	15%	*
Reading Including EOC	2022	56%	58%	<b>64%</b>	*	78%	62%	*	*	-	*	43%	*	66%	60%	60%	*
	2021	45%	47%	<b>42%</b>	*	67%	41%	*	-	-	-	27%	*	46%	35%	21%	*
Math Including EOC	2022	37%	40%	<b>38%</b>	*	33%	40%	*	*	-	*	21%	*	42%	32%	40%	*
	2021	32%	36%	<b>52%</b>	*	67%	49%	*	-	-	-	27%	*	47%	62%	36%	*
<b>8th Graders</b>																	
Reading and Mathematics	2022	27%	27%	<b>40%</b>	*	56%	40%	*	-	-	*	27%	*	43%	35%	31%	*
	2021	21%	21%	<b>24%</b>	*	0%	23%	-	-	-	*	9%	*	26%	19%	15%	*
Reading and Mathematics Including EOC	2022	41%	44%	<b>40%</b>	*	56%	40%	*	-	-	*	27%	*	43%	35%	31%	*
	2021	33%	36%	<b>41%</b>	*	0%	42%	-	-	-	*	9%	*	44%	32%	19%	*
Reading Including EOC	2022	58%	60%	<b>62%</b>	*	67%	62%	*	-	-	*	33%	*	63%	58%	48%	*
	2021	47%	49%	<b>56%</b>	*	13%	59%	-	-	-	*	18%	*	62%	42%	29%	*

Texas Education Agency  
**2021-22 STAAR Performance**  
**LONE OAK ISD (116906) - HUNT COUNTY**

	School Year	State	Region 10	District	African American	Hispanic	White	American Indian	Asian	Pacific Islander	Two or More Races	Special Ed (Current)	Special Ed (Former)	Continuously Enrolled	Non-Continuously Enrolled	Econ Disadv	EB/EL (Current & Monitored)
Math Including EOC	2022	48%	51%	<b>46%</b>	*	56%	46%	*	-	-	*	33%	*	48%	42%	38%	*
	2021	43%	45%	<b>45%</b>	*	13%	46%	-	-	-	*	9%	*	50%	32%	24%	*
<b>3rd - 8th Graders</b>																	
Reading and Mathematics	2022	34%	36%	<b>39%</b>	0%	37%	39%	*	*	*	29%	21%	20%	40%	36%	31%	17%
	2021	26%	29%	<b>28%</b>	20%	28%	28%	*	*	*	33%	9%	0%	29%	26%	16%	25%
Reading and Mathematics Including EOC	2022	36%	39%	<b>39%</b>	0%	37%	39%	*	*	*	29%	21%	20%	40%	36%	31%	17%
	2021	28%	31%	<b>31%</b>	20%	28%	31%	*	*	*	43%	9%	0%	32%	28%	16%	25%
Reading Including EOC	2022	53%	55%	<b>59%</b>	20%	56%	60%	*	*	*	57%	30%	60%	61%	56%	49%	28%
	2021	41%	43%	<b>44%</b>	40%	38%	44%	*	*	*	43%	16%	0%	46%	38%	25%	25%
Math Including EOC	2022	43%	46%	<b>45%</b>	0%	44%	45%	*	*	*	43%	23%	40%	45%	43%	39%	22%
	2021	37%	40%	<b>42%</b>	40%	36%	43%	*	*	*	43%	14%	33%	42%	42%	31%	33%

\* Indicates results are masked due to small numbers to protect student confidentiality.

- Indicates there are no students in the group.

# Texas Academic Performance Report (TAPR)

## 2021 - 2022 School Year

January 23, 2023

37



**Dr. Heather Bortz**  
**Curriculum & Instruction**  
Regular Board Meeting  
January 23rd, 2023

# Texas Academic Performance Report includes:

- District Information and Overview
- District STAAR/EOC Performance Overview
- District College and Career Readiness and Performance
- Other Information



## REQUIRED POSTINGS

Bullying Policy and Reporting Procedure

Campus Behavior Coordinators

Career & Technical Education

Conflict of Interest

District and Campus Plans

District of Innovation Plan

Ejection/Refusal of Entry Appeal Policy

ESSER III Spending Plan

Family Engagement Plan

**Federal and State Performance Reporting** ^

Academic Performance Reports

Accountability Reports

# Federal and State Performance Reporting

---

---

## Academic Performance Reports

These Texas Academic Performance Reports (TAPR) include a wide range of information on the performance of students in each school and district in Texas every year. Performance is shown separated by student groups, including ethnicity and socioeconomic status. The report also provides extensive information on school and district staff, programs, and student demographics.

## Accountability Reports

Accountability Reports are based on performance on state standardized tests, graduation rates, and college, career, and military readiness outcomes. The rating examines student achievement, school progress, and whether districts and campuses are closing achievement gaps among various student groups.

## Campus Report Cards

Campus Report cards are produced annually and combine accountability ratings, data from the Texas Academic Performance Reports (TAPS), and financial information to give a broad view of campus performance.

## Federal Report Cards

The U.S. Department of Education requires each state to publish an annual report card with specific district and campus level data.

# 2021–22 Texas Academic Performance Reports

[Campus Report](#)

[District Report](#)

[Region Report](#)

[State Report](#)

[Glossary](#)

[Data Download](#)

While the PDF version of the TAPR includes only major data points and is designed to allow districts to fulfill their [public notification requirements](#), the [Texas Performance Reporting System \(TPRS\)](#) provides additional data in a comprehensive system to help inform stakeholders. Unlike TAPR, TPRS is updated on a rolling basis as data becomes available.

Search by individual [campus](#) or [district](#).

TAPR data are also available by [ESC region](#) and for the entire [state](#).

The [TAPR Glossary](#) provides definitions, describes methodologies, and lists sources for each tab in the TAPR system.

The TAPR Glosario provides the Spanish translation of the glossary and will be available January 2023.

The [TAPR Guidelines](#) help districts fulfill their legal responsibilities regarding the annual report of their educational performance and the TAPR.

The [TAPR Data Download](#) provides numerators, denominators, and rates in Excel, comma-delimited format, or tab-delimited format.

Please note that all reports, including downloadable data sets, employ masking of performance data in order to comply with the Family Educational Rights and Privacy Act (FERPA). For detailed information, please see the [Explanation of Masking](#).

Prior to the 2012–13 school year, TAPR was known as the Academic Excellence Indicator System (AEIS) reports. Those reports, for school years 2003–04 through 2011–12, are available in the [AEIS Archives](#).



# District Information and Overview

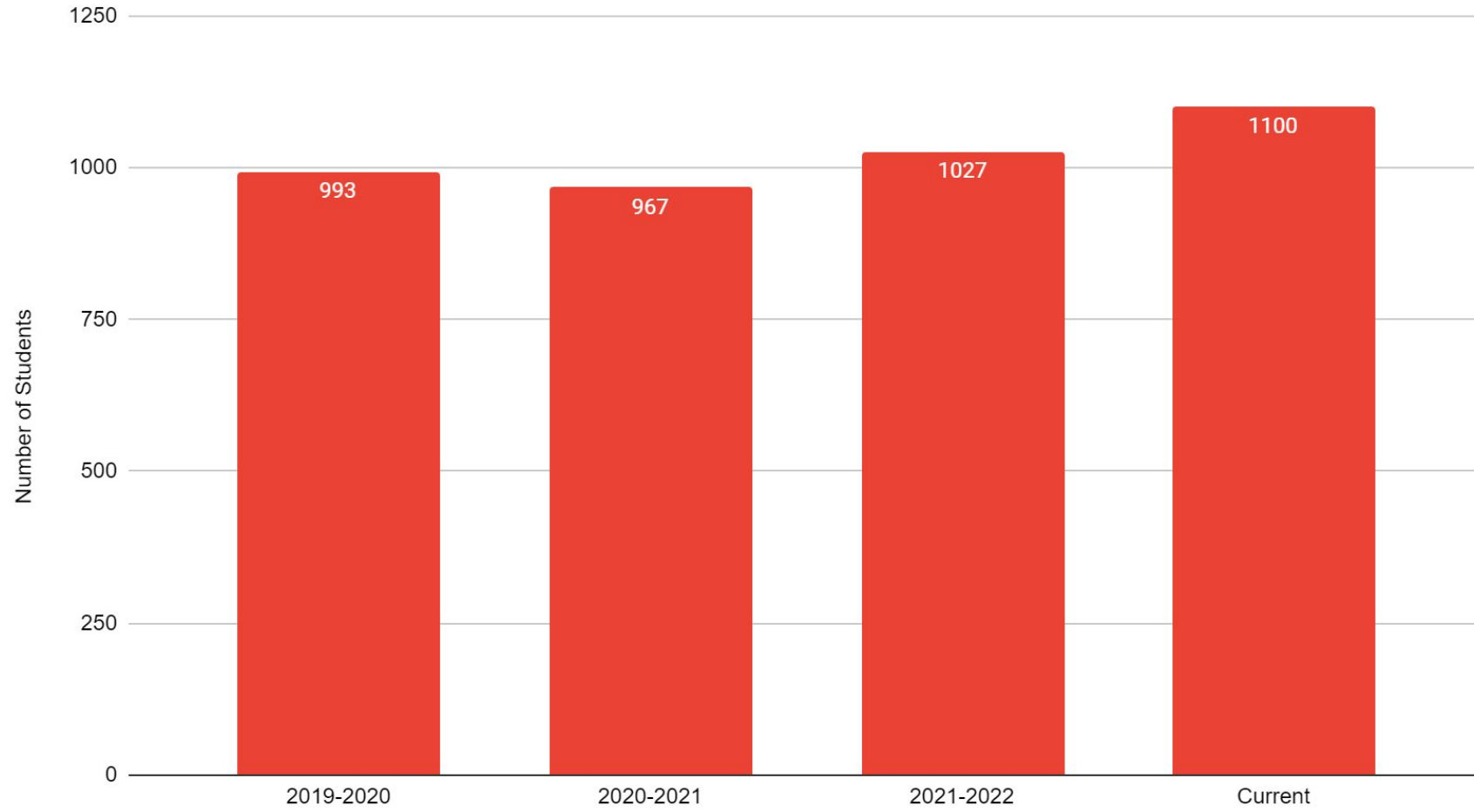


# District Accreditation Status:

Accreditation Status	Accredited
Accountability Rating	A
Special Education Determination Status	Meets Requirements
Financial Integrity Rating	A = Superior



# Student Enrollment Count



# Enrollment Overview

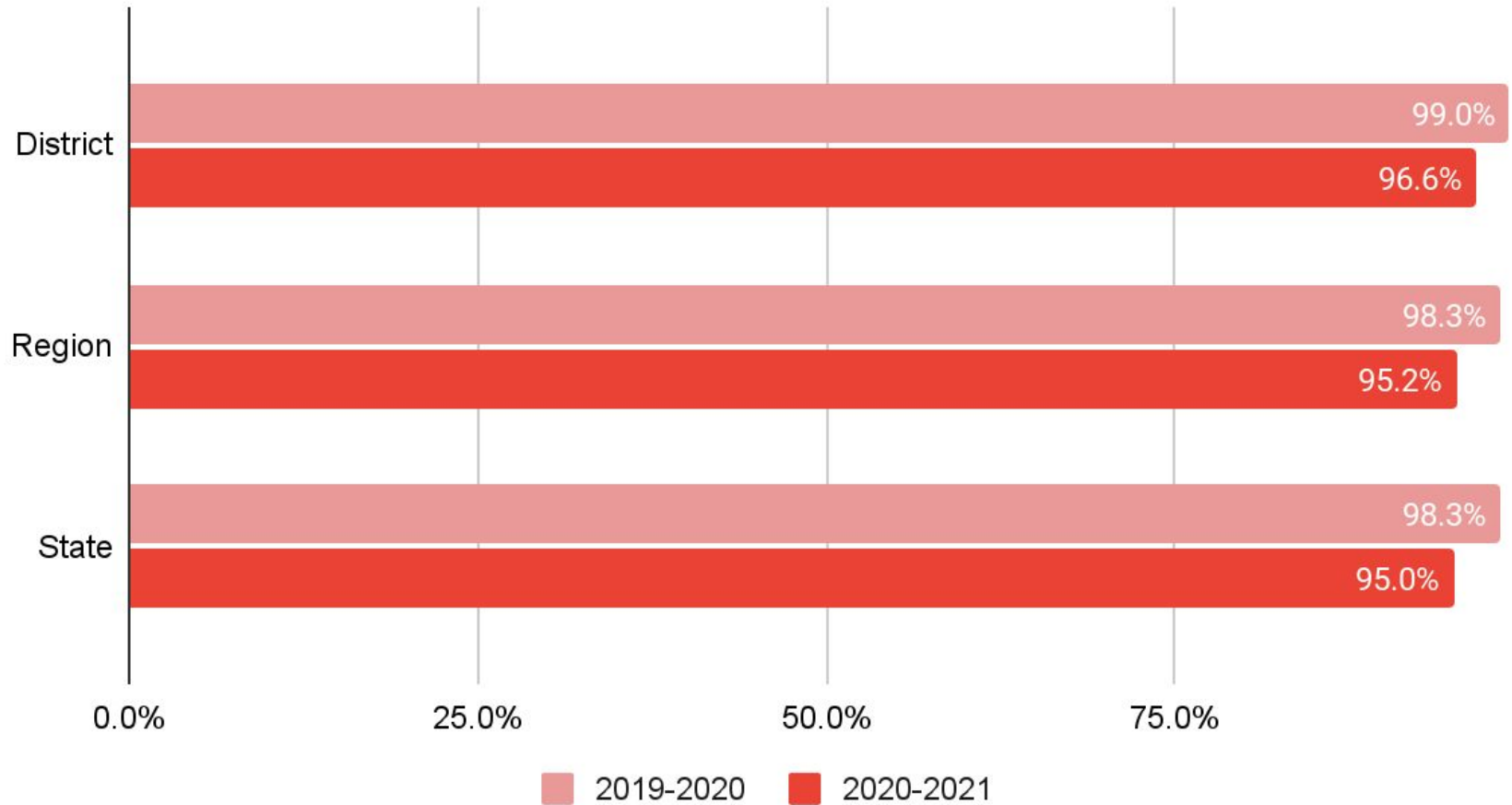
Ethnic Distribution	Percentage
African American	2.2%
Hispanic	13.7%
White	79.5%
American Indian	0.7%
Asian	0.6%
Pacific Islander	0.4%
Two or More Races	2.9%

Student Information	District	State
Economically Disadvantaged	48.2%	60.7%
Non-Economically Disadvantaged	51.8%	39.3%
Emergent Bilingual / English Learners	3.4%	21.7%
Section 504	12.1%	7.4%
Dyslexia	6.8%	5.0%
Title I	43.0%	64.3%
At-Risk	34.1%	53.5%

Program Enrollment	District	State
Bilingual / ESL Education	3.4%	21.9%
Gifted and Talented Education	7.4%	8.0%
Special Education	16.5%	11.6%



# Attendance Rates



## 2019-2020

- Attendance rates were inflated due to COVID and the shut down of schools from March - May.

## 2020-2021

- COVID impacts still occurring due to quarantine rules and availability for selection of <sup>45</sup> remote learning.

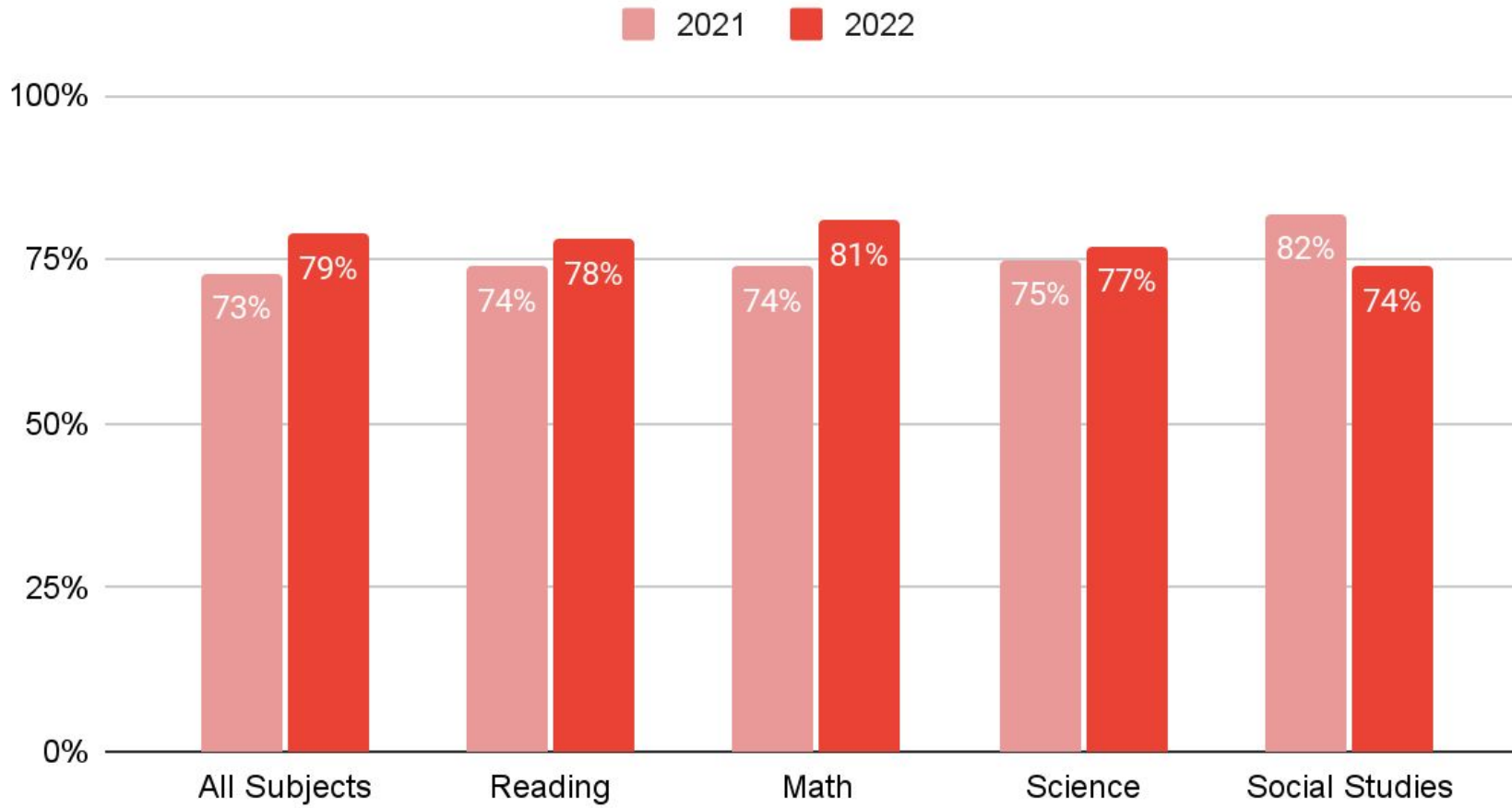




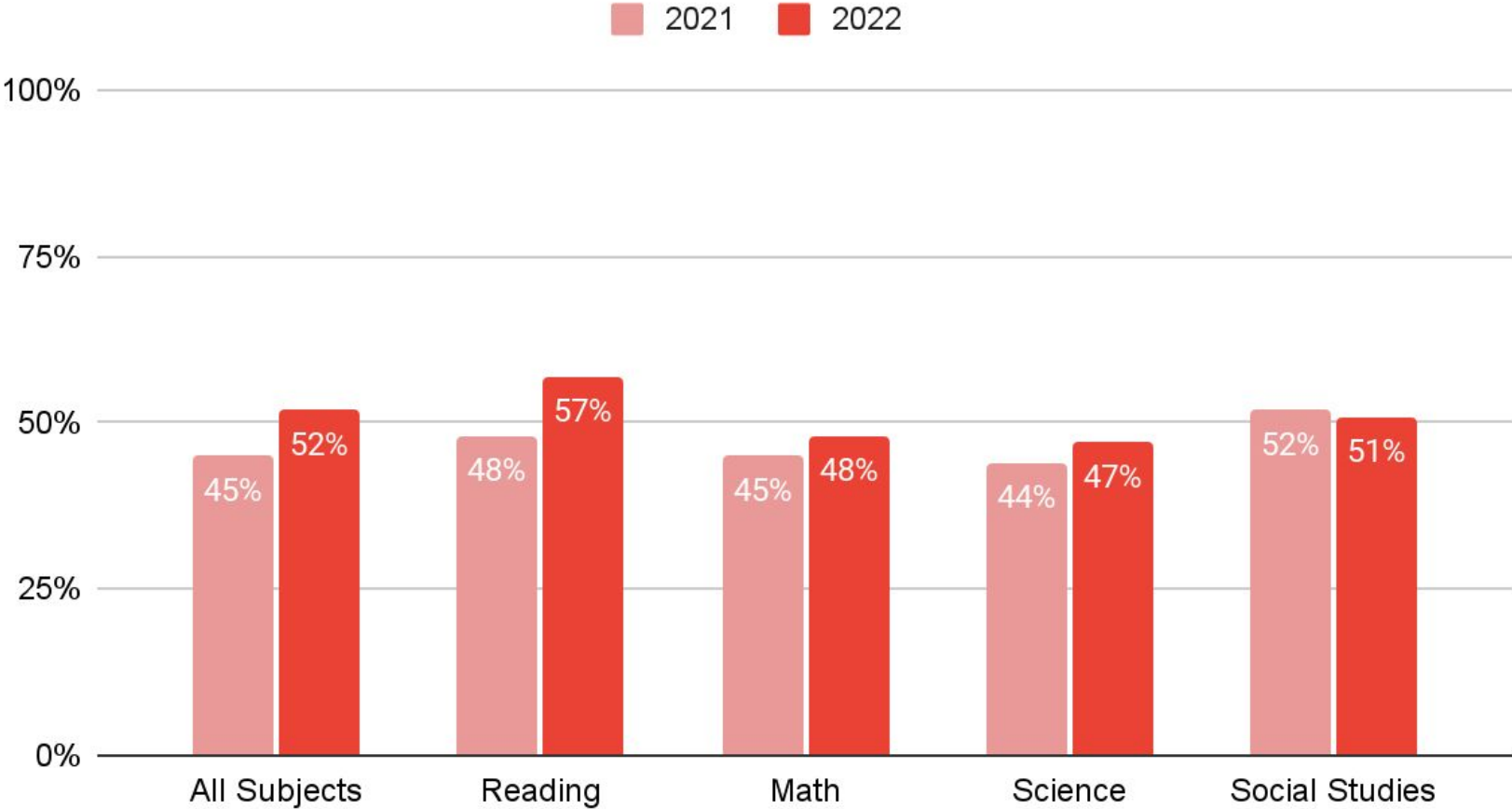
# District STAAR/EOC Academic Performance



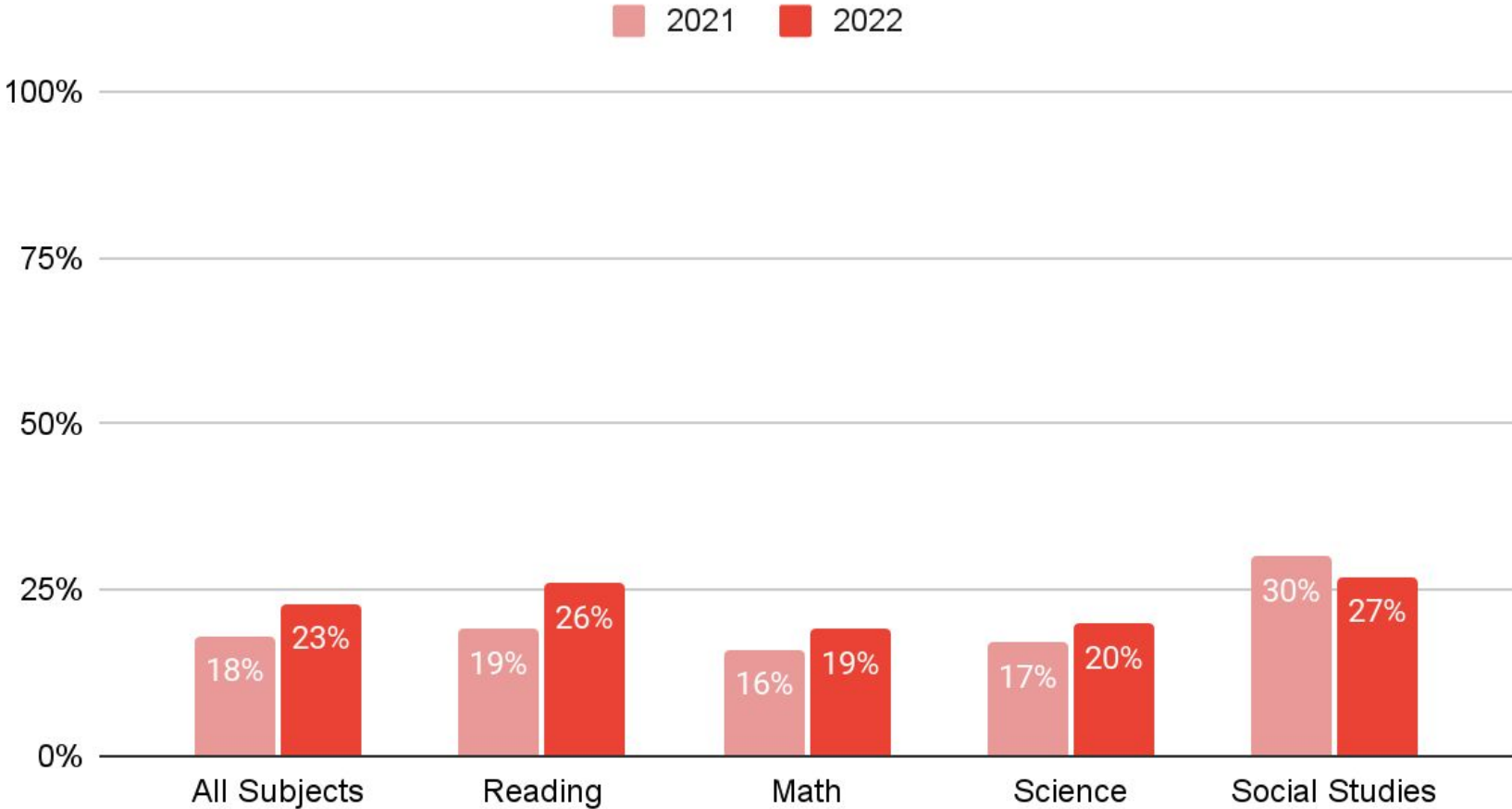
# All Grades STAAR Performance - Approaches Grade Level



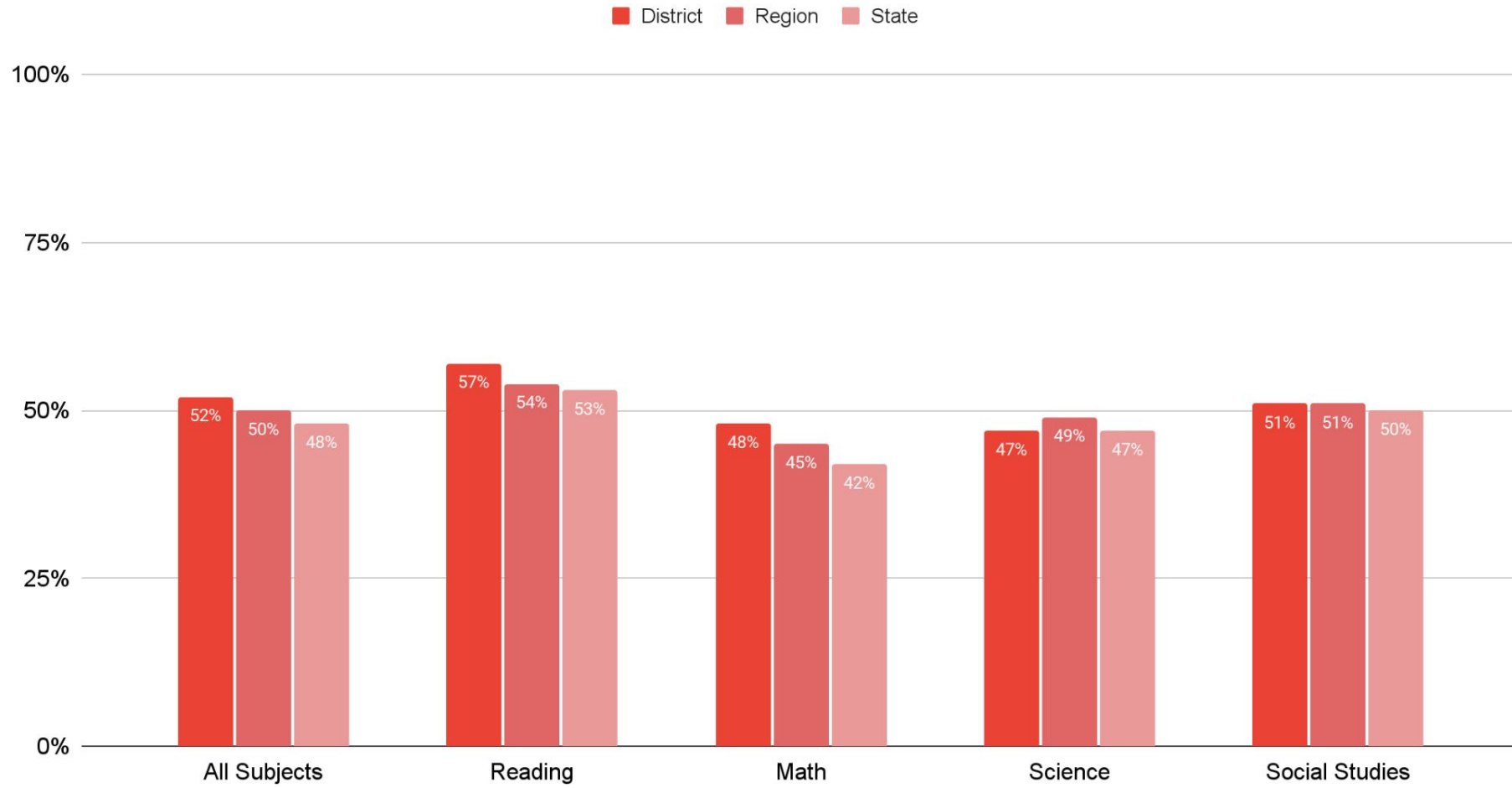
# All Grades STAAR Performance - Meets Grade Level



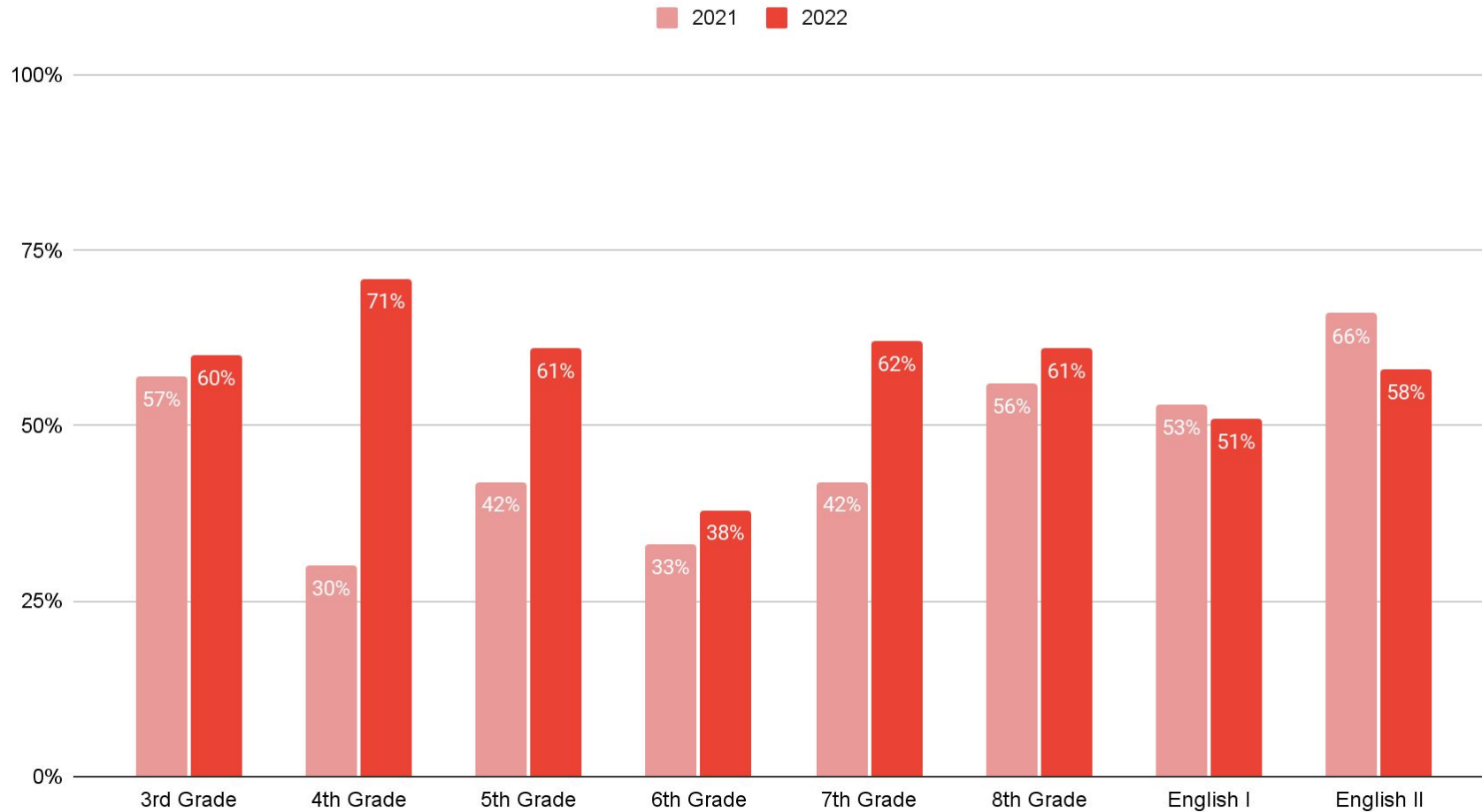
# All Grades STAAR Performance - Masters Grade Level



# District, Region and State Comparison All Grades STAAR Performance - Meets Grade Level



## Reading by Grade Level - Meets or Above Grade Level



## Celebrations

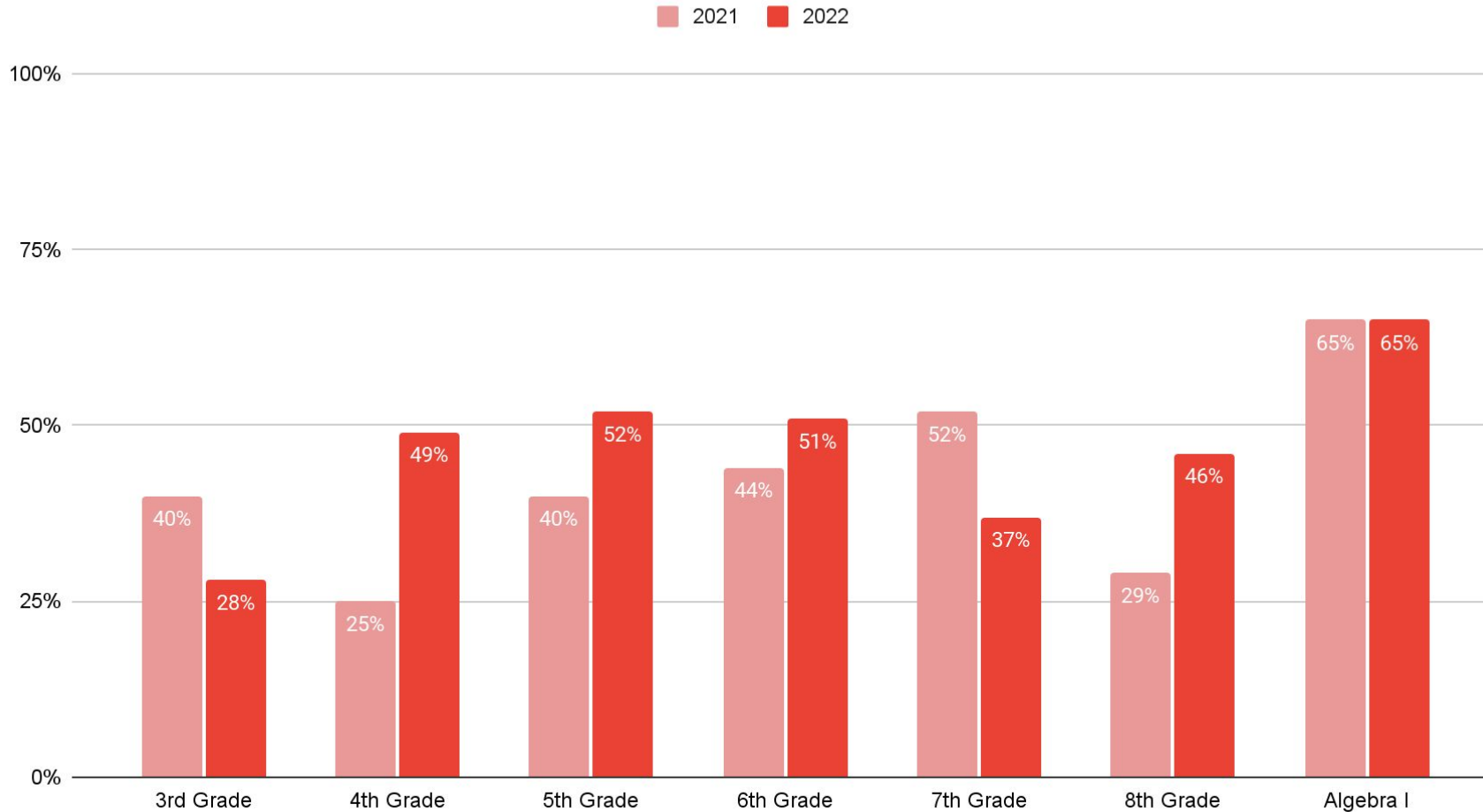
- Growth in 4th, 5th, and 7th grades
- Focus on reading comprehension and connections to writing across all grade levels.

## Supports

- Amplify reading with intervention support at elementary.
- Reading Plus implemented at Middle School and High School.



## Mathematics by Grade Level - Meets or Above Grade Level



## Celebrations

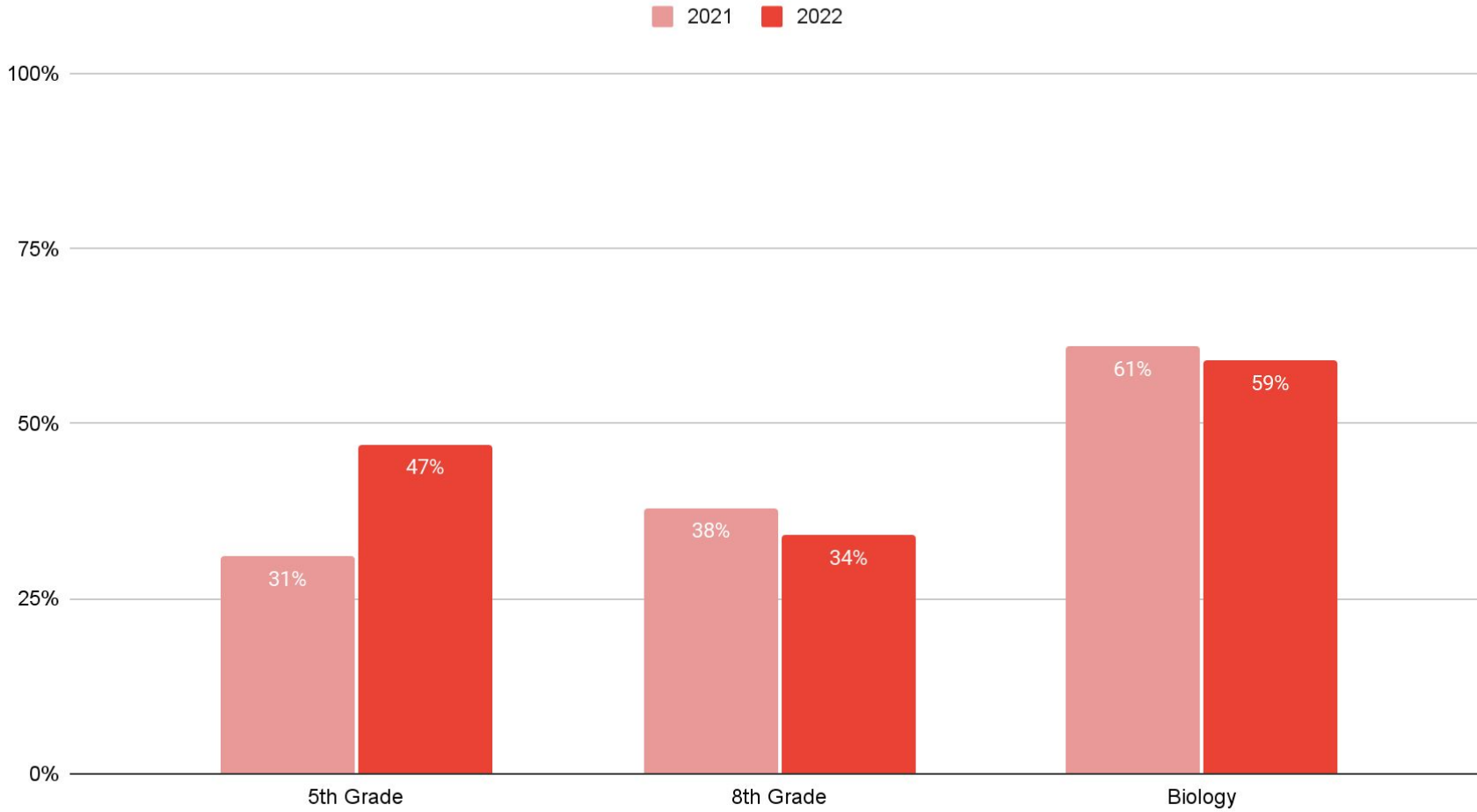
- Growth in 4th, 5th, 6th and 8th grades

## Supports

- MAP Growth data being used K-8 to support instruction.
- ST Math and IXL to support intervention for grade K-5.
- MAP Accelerator intervention support for grades 6-8.



## Science by Grade Level - Meets or Above Grade Level



## Celebrations

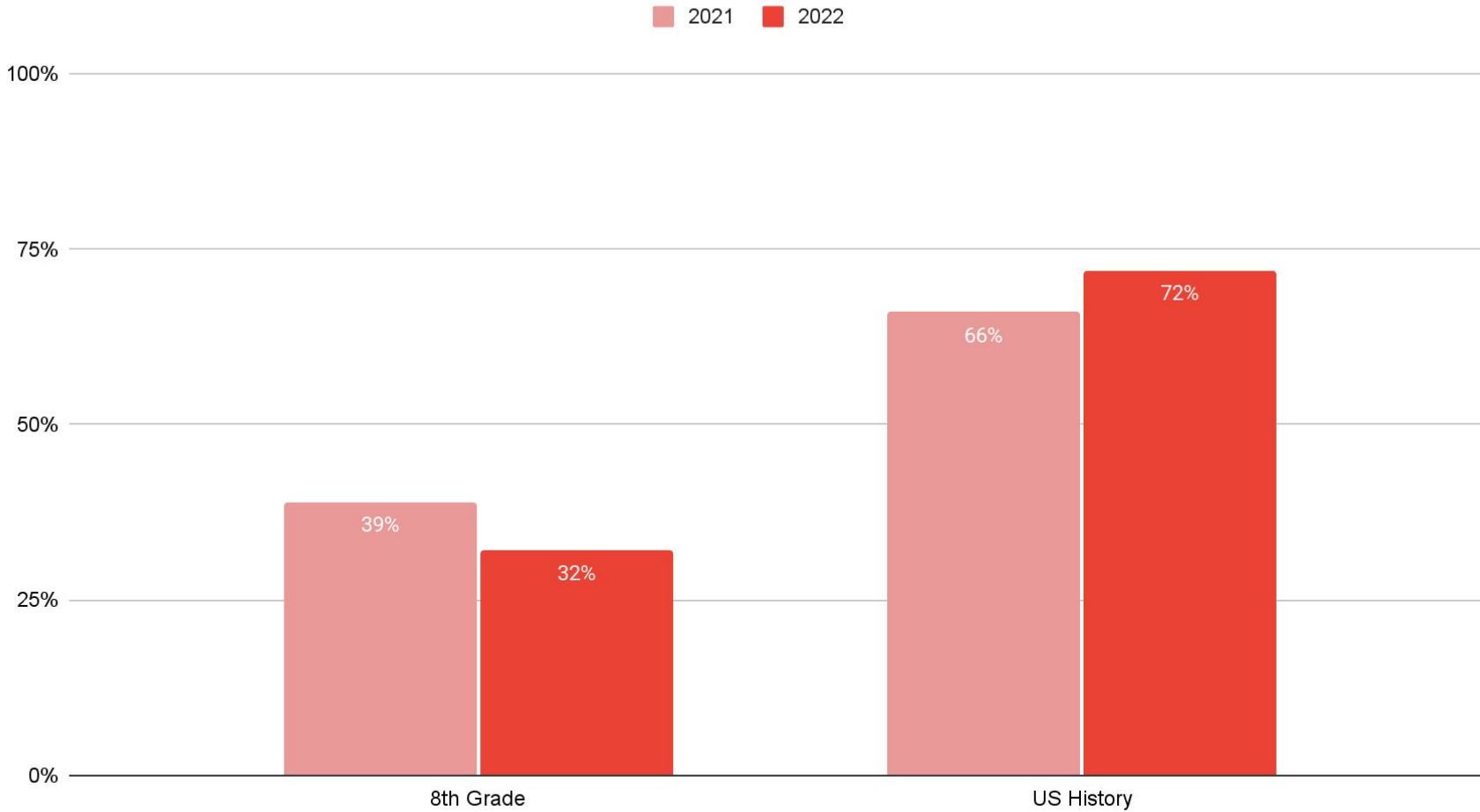
- Growth in 5th grade

## Supports

- MAP Growth Science being utilized grades 3-8



## Social Studies by Grade Level - Meets or Above Grade Level



## Celebrations

- Growth for US History

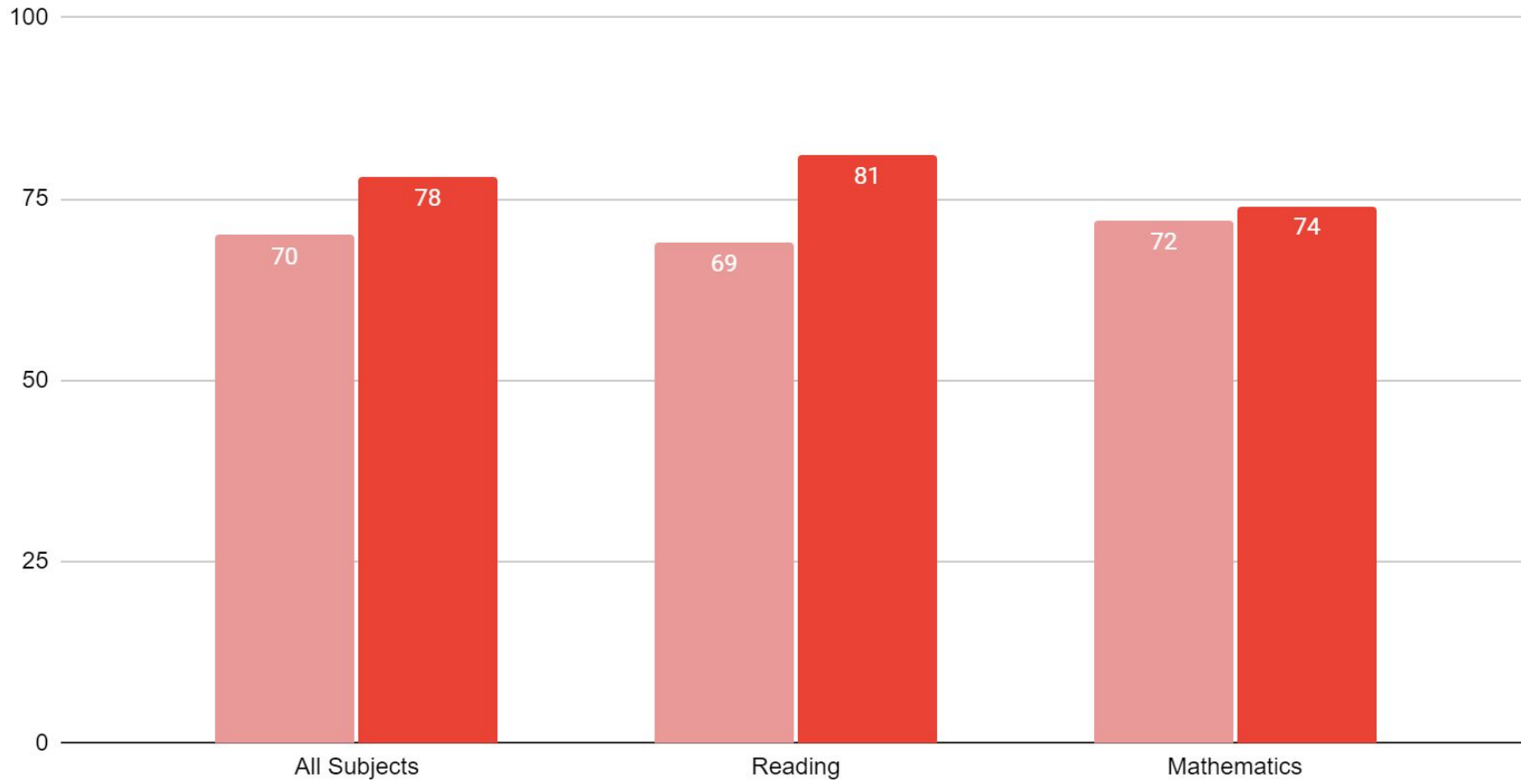
## Supports

- Implementation of DBQ Project (Document Based Questioning)



# Student Growth Score Points

2019 2022



55



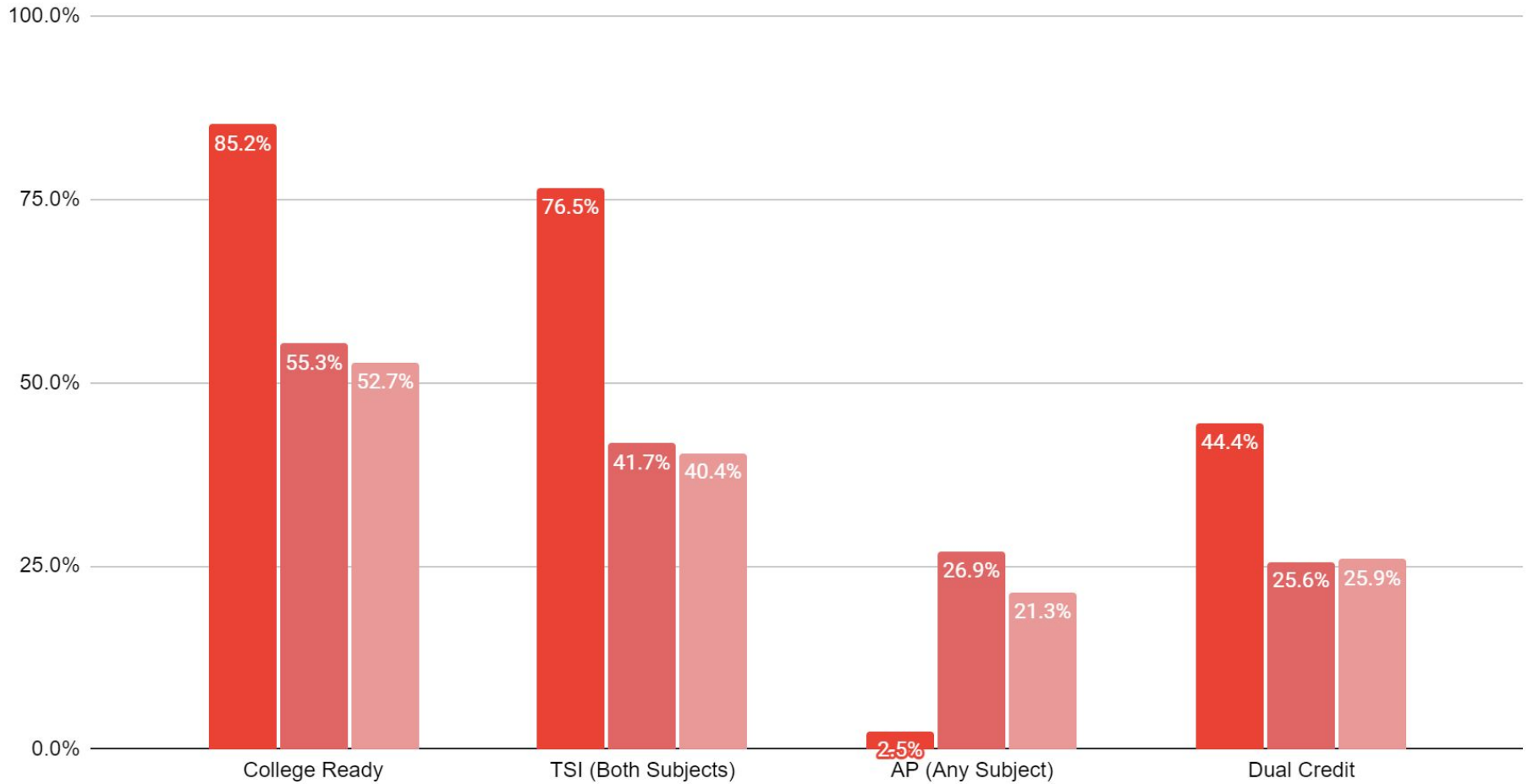


# District College & Career Readiness and Performance<sup>56</sup>



# College Ready Graduates (2020-2021 Graduates)

District Region State



## College Ready Indicators

- Texas Success Initiative (TSI) Criteria
- Earn Dual Course Credits
- Meet Criteria on Advanced Placement (AP) Examination
- Earn an Associate Degree
- Earn OnRamps Course Credits

## Celebrations

- Number of seniors who are college ready compared to state and region.
- TSI scores

57

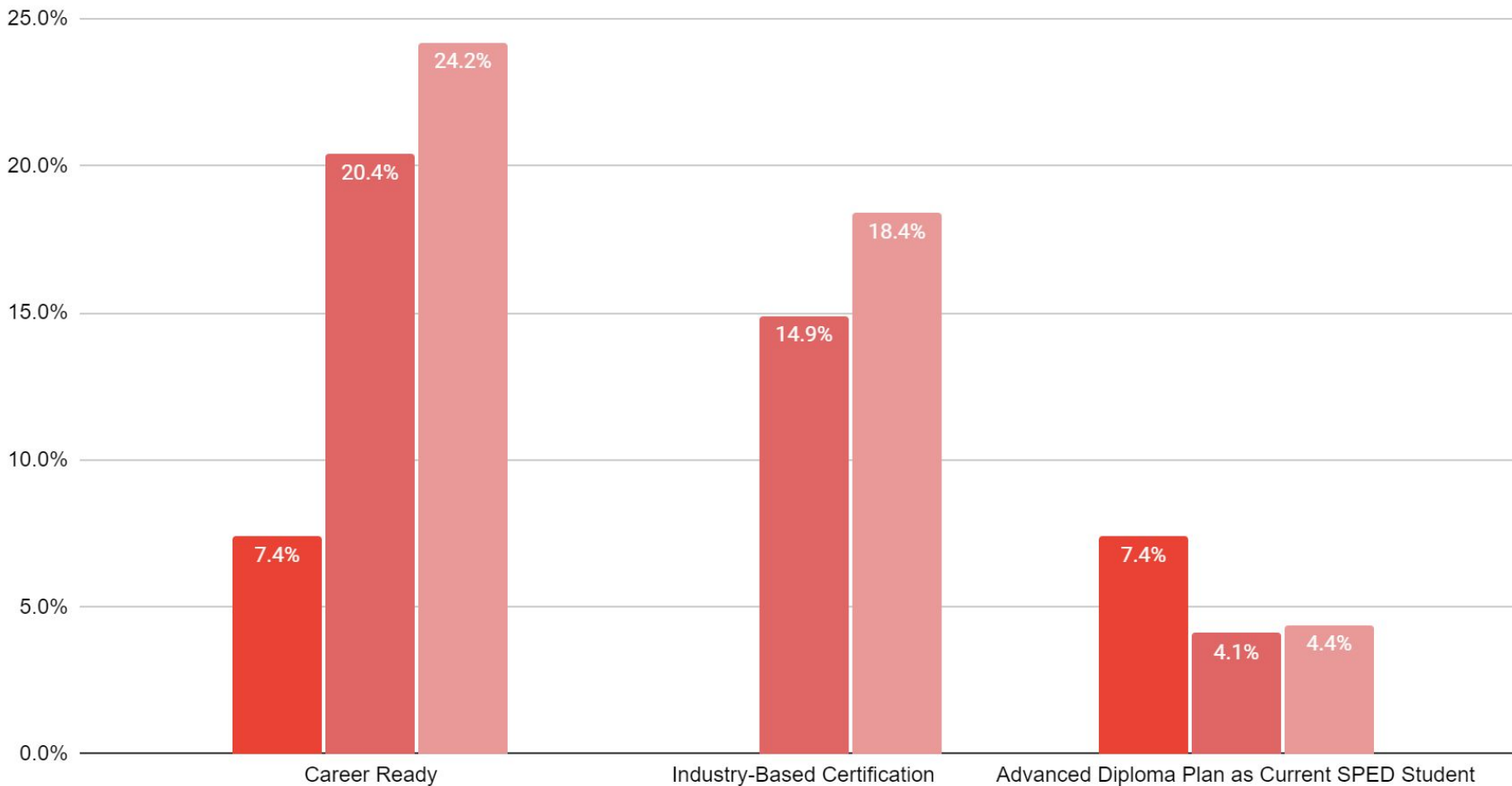
## Supports

- Data tracking with instructional adjustments.
- Unit and nine-week assessments.



# Career Ready Graduates (2020-2021 Graduates)

District Region State



## Career Ready Indicators

- Earn an Industry-Based certification
- Graduate with Completed IEP and Workforce Readiness
- Graduates under an Advanced Degree Plan and Identified as a current Special Education Student
- Graduate with Level I or Level II Certificate
- \*Enlist in the Armed Forces

## Celebrations

- Identification of area of growth for tracking industry certifications. 58

## Supports

- Tracking career readiness indicators.
- Data entry for earned IBCs.



# District Celebrations

- Growth scores and gains across all grade levels and contents.
- Focus on one year's growth for all students.
- Major gains in reading as a district.

# District Goals

- Improve math performance by ensuring high quality instructional resources are available and data is being used to make instructional adjustments and decisions.
- Continue to make gains in mastery level performance by teaching all students to high levels.
- Improving “Career-Ready” student performance by tracking all students and ensuring we are coding all students who are earning state recognized Industry-Based Certifications.





**ANY QUESTIONS**

