



Board of Trustees
Agenda of Regular Meeting
Monday, March 23, 2026, 6:00 PM
WISD Administration Building, 951 FM 2325,
Wimberley, TX 78676

Vision Statement - Excellence, Innovation, Service

Mission Statement - Wimberley I.S.D. is dedicated to excellence in education, empowering the next generation of Texans to have a positive impact locally and globally.

1. Call the meeting to order and determine a quorum - Presiding Officer Pledge of Allegiance, Reflection, Welcome
2. Special Recognition – Presenter Dr. Bonewald
 - A. WHS Swim Team State Qualifiers
 - B. WHS - Call Schatte - San Antonio Stock Show - 2nd Place Welding Project
3. PUBLIC FORUM - Presiding Officer
 - Persons who wish to present public comments must sign in prior to meeting start on the day of the meeting and list his/her name; name of the group that he/she represents; and agenda item.
 - Each speaker's submitted comments will be allowed three minutes for presentation to the Board, with six minutes granted to a person with a translator.
 - The same rules will be observed for public comments on non-agenda items with the following exceptions, 1) public comments on non-agenda items will only be scheduled for regular meetings of the Board and 2) the total time that will be allowed on non-agenda public comments will be 30 minutes.
 - Please keep your comments or criticisms civil and courteous.
 - Please also avoid using profanity and refrain from making personal attacks on others.
 - Except for the speaker's student, no other student's name or identity should be discussed.
 - If you have a concern that you would like heard and resolved, please present your concern through the District's grievance policies. Grievance forms can be obtained at the Central Administration Office or on the District's website.
 - Trustees are not permitted by law to respond or discuss public comments. However, the Board President may direct a speaker to the appropriate administrator for further discussion.

4. Information Items
 - A. Strategic Plan Update – Priority 3: Strengthen Community Excellence Update from Fire Chief Christopher Robbins regarding Emergency Service District No. 4 and the development of the new Wimberley Fire Station.
 - B. Bond Update: AG|CM
5. Action Items
 - A. Discuss and consider approval of Board Resolution to donate 7 acres of land to Hays County Emergency Services District No. 4 for a fire station adjacent to Blue Hole Primary School.
 - B. Consideration and Possible Action Regarding Approval of the Replat of the Danforth Junior High School (located at 200 Texan Blvd, Wimberley, TX 78676) and Central Administration Building Properties (located at 951 Farm to Market Rd 2325, Wimberley, TX 78676).
 - C. Consideration and possible action regarding approval of a contract with Texas Air System for the WISD cooling tower refurbishment project
 - D. Consideration and possible action for the approval of purchasing student devices through Dell Technologies as part of the 2025 Bond Program.
 - E. Consideration and possible action regarding the approval of the purchase of additional school buses for the Wimberley ISD transportation fleet.
 - F. Consideration and possible action regarding K-12 Math Textbook Adoption for 26-27
 - G. Consideration and possible action regarding approval of Low Attendance Days Waiver for November 21, 2025
6. CFO's Report - Chief Financial Officer, Michael Doyle
 - A. Financials
 - B. Quarterly Investment Report
 - C. 2026-2027 Budget Development
7. Superintendent's Report
8. Consent Agenda - Presiding Officer Discussion and necessary action - The following items may be considered for approval in part or in entirety.
 - A. Student Enrollment and Attendance
 - B. Minutes of the Regular Meeting - February 9, 2026

- C. Minutes of the Special Meeting - February 23, 2026
 - D. Board Meeting Date Changes for 26-27 School Year
 - E. Budget Amendment No. 4
 - F. Annual TEKS Certification 26-27
9. Closed Session - Presiding Officer The Board may adjourn into closed session pursuant to Texas Government Code Section: 551.071 *et seq.* The Board may then re-enter into Open Session for further discussion and necessary action.
- A. Deliberation Regarding Security Devices or Security Audits. *Texas Gov't Code §551.076 and §551.089*
 - B. Personnel Matters. *Texas Gov't Code §551.074*
 - 1) New hires/terminations/employee discipline
 - 2) Approval of Renewal and Non-renewal of Standard and Probationary Professional Contracts.
 - C. Deliberation Regarding Real Property. *Texas Gov't Code §551.072*
 - D. Consultation with Attorney. *Texas Gov't Code §551.071*
 - 1) Pursuant to Texas Government Code Section 551.071, attorney consultation regarding legal issues related to Texas Education Code Section 33.026
10. The Board will reconvene and take possible action on items discussed in executive session - Presiding Officer
11. Prepare for next meeting - Presiding Officer Discussion to include, but not limited to:
Set date, time, and place of next meeting, upcoming agenda items
12. Adjourn - Presiding Officer

Station 42 Development

"A shared commitment to safety, service, and the future of our community."

A Collaboration Between Wimberley Independent School District &
Hays County Emergency Services District #4

Christopher Robbins, A.A.S, FSCEO, CFE, NRP, EMT-P
Fire Chief/Paramedic





HAYS COUNTY EMERGENCY SERVICES DISTRICT #4 FIRE STATION #42



14.57 ACRES
WIMBLEY INDEPENDENT SCHOOL DISTRICT
REMAINDER OF CALLED 148.53 ACRES
(D.C. NO. 180287)
OFFICIAL PUBLIC RECORDS
(R1)

CALLED 148.57 ACRES
VOL. 251 PG. 711
DEED RECORD
(R2)

PLANNED WYSA SPORTS
FIELD PARKING LOT,
BY OTHERS

WATER LINE STOP
BY OTHERS

PLANNED WATER
LINE, BY OTHERS

PLANNED WYSA
SPORTS FIELD DRIVE,
BY OTHERS

PROPERTY
LINE

HAYS COUNTY, TEXAS
CALLED 5.618 ACRES
VOL. 284 PG. 682
OFFICIAL PUBLIC RECORDS

FROM
ROCKWELL LINE

PERMITS ALUMINUM
SIDING SHED

ALUMINUM
SIDING SHED

FROM LOT 7
HAYS ESD
NO. 4 RECONSTRUCTION

EXIST SCHOOL
ACCESS DRIVE

EXIST ROCK
RIP-RAP

EXIST POWER
POLE (TYP)

FROM 20
ELECTRIC BASINMENT
LOCATION & EXISTING
OVERHEAD ELECTRIC

EXIST STONE
SHED AND
ELECTRIC METER
WATER MAIN 12" D.C.

REMOVE 87' LF
EXIST CURB

EXIST POWER
POLE (TYP)

BRANCH ROAD 12

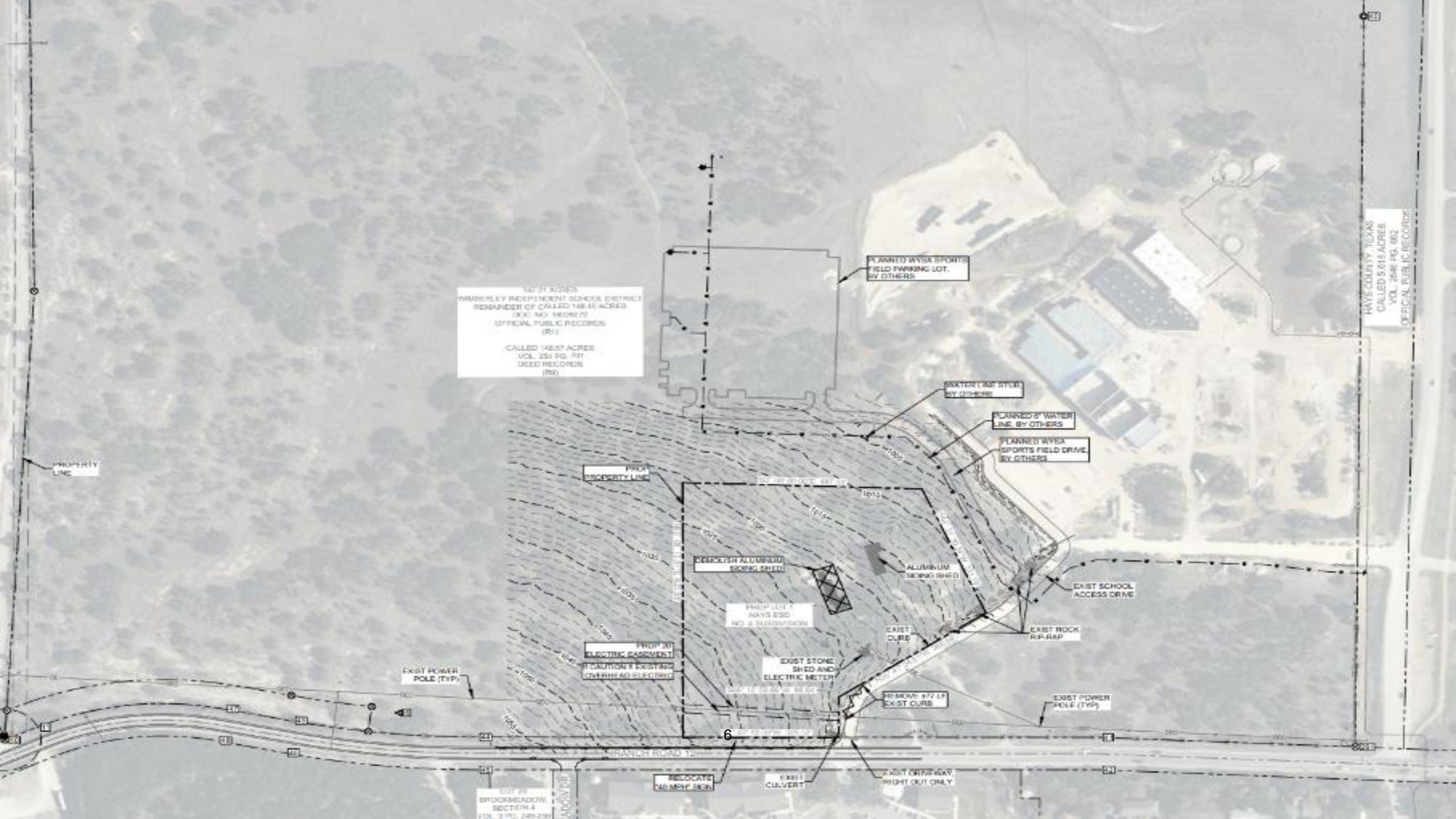
RELOCATE
MOUNTAIN SIGN

EXIST
CULVERT

EXIST DRIVEWAY
RIGHT OUT ONLY

LOT 25
BROCKMEADOW
SECTION 4
VOL. 31 PG. 281-289


ROCKWELL























O'CONNELL
ROBERTSON



Wimberley ISD
Excellence. Innovation. Service.

AG|CM
INC.



• WISD Construction Bond 2025 Update

- 3-23-26
- PRESENTED BY: AG|CM, INC.

Mark Johnson, Ryan Rosborough

Wimberley ISD Bond 2025 Construction Update



Prop A - General Growth, Safety and Rehabilitation of Facilities - \$109.99 Million

Prop B - Instructional Technology - \$6.05 Million

Prop C - Texan Stadium Improvements - \$5.73 Million

Prop D - Shaded Multipurpose Activity Center
- \$13.23 Million

- Presentation Outline (High Level)
 - Activities Since Last Update
 - Budget Update
 - Schedule Update
 - Upcoming Activities
 - Board Meeting Lookahead

Contractors:
Bartlett Cocke

AG|CM Scope of Services:
Project Management

Architect:
Oconnell Robertson

Anticipated Completion Date:
Spring 2028

Critical Activities Since Last Update:


- **Bid Package 1 – Blue Hole Parking**
 - Revised/updated design following district input
- **Bid Packages 2 and 3 – DJH, WHS, Performing Arts, Texan Stadium**
 - Band Marching Pad started (GMP #1)
 - DJH Platting Documents prepared (see slide).
 - Subcontractor bids received from Bartlett Cocke. (GMP #2)
- **Bid Package 5 - Roofing and HVAC Blue Hole, Jacob's Well, Scudder**
 - Construction Contract Executed.
 - Roofing replacement started at Scudder



Photo: Subcontractor Bid Day –Bartlett Cocke

Critical Activities Since Last Update (Cont.):

- **Bid Package 6 – Multicampus Improvements**
 - In negotiation with selected Contractor E3.
- **Miscellaneous**
 - Dark Sky Certification received at BB/SB Fields.
 - Contract for Football Field Lighting executed.



Wimberley ISD Bond 2025 Construction Update

Budget Update: As of February 28, 2026

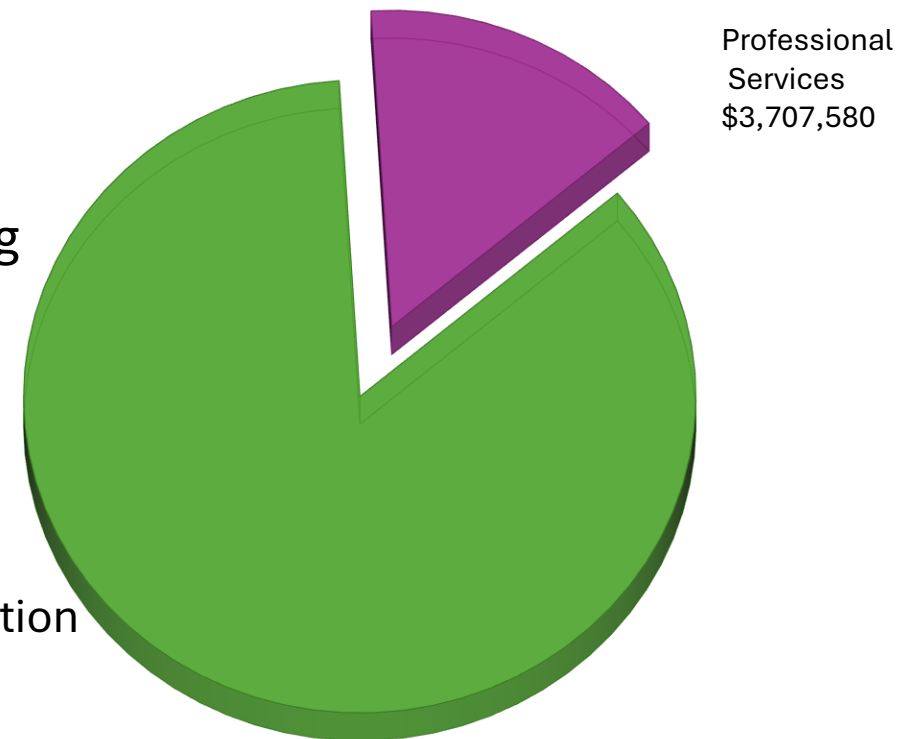
- Professional Services Budget:
 - Surveying, Platting
 - Project Management
 - Architecture
 - Geotechnical: Geological Analysis for Band Marching Pad
 - Professional Services budget: \$9,582,594**

Committed to date \$3,707,580

February 2026, \$462,278

Total Design is 95% complete, next phases Procurement, Construction Administration

WIMBERLEY ISD BOND 2025



Wimberley ISD Bond 2025 Construction Update

Budget Update: As of February 28, 2026

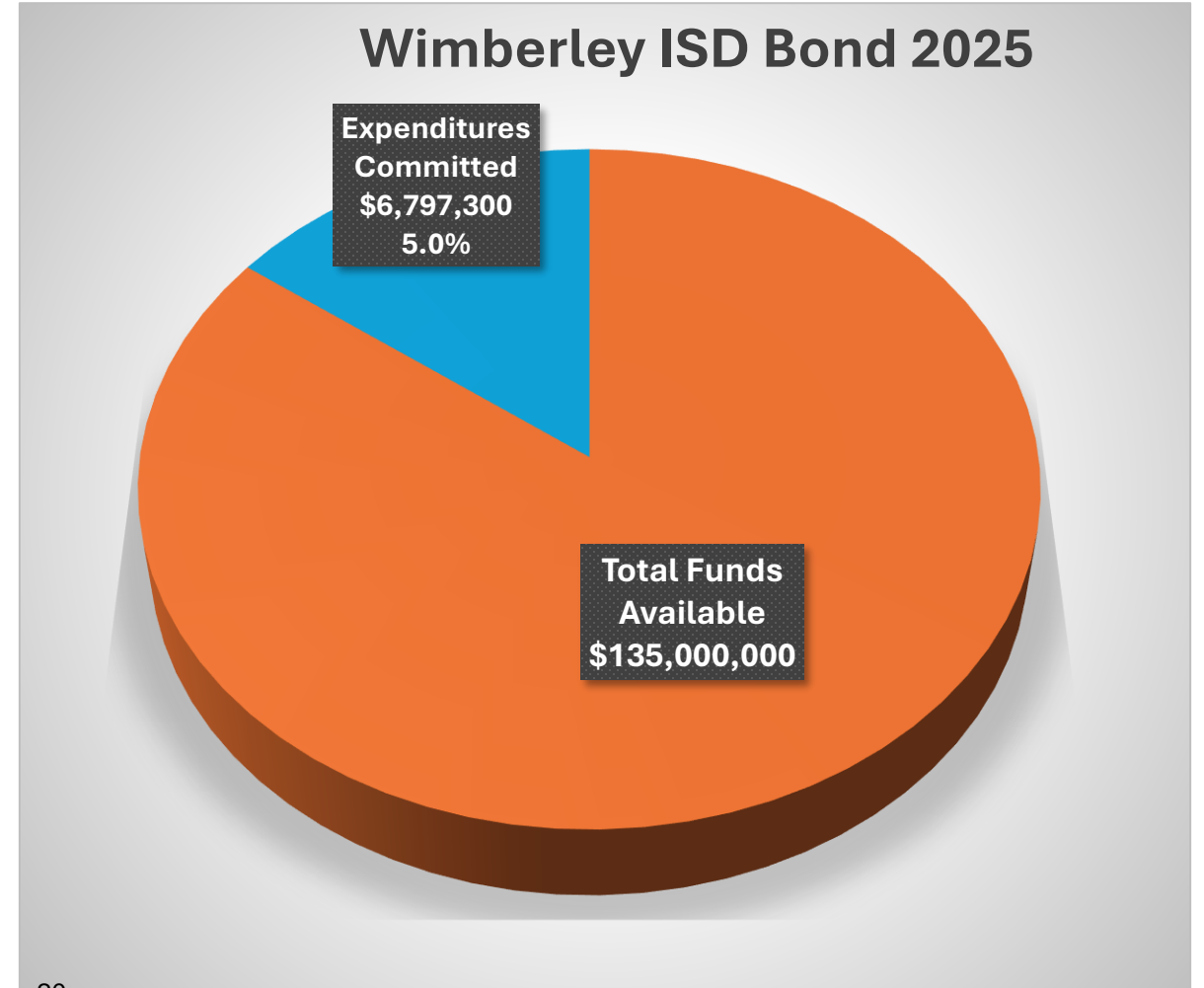
Items included in Expenditures –Owner Costs:

Total Expenditures: \$6,797,300

February: \$240,287

February Owner Costs Include :

- Bus Security Upgrades
- WHS Laundry Upgrades
- Audio Enhancements Improvements at Scudder



Wimberley ISD Bond 2025 Construction Update

Schedule Overview: Milestones Dates are Estimated Subject to Change

- Bid Package 1 –Blue Hole Parking
- ~~Complete Design: Nov 2025~~
 - **Construction Start: Summer 2026**
 - Construction Complete: Summer 2026
- Bid Package 2 and 3 – Danforth/Performing Arts/Texan Stadium and High School
- ~~Complete Design: Feb 2026~~
 - Construction Start: March 2026 Band Marching Pad
 - Construction Complete: Spring 2028
- Bid Package 4 – Baseball/Softball Complex
 - Complete Design: TBD
 - Construction Start: TBD
 - Construction Complete: TBD
 - Board Approval: TBD



- Bid Package 5 Mechanical/Roofing BHP, JWE, Scudder
- ~~Complete Design: Nov 2025~~
- ~~Construction Start: Spring 2026~~
 - Construction Complete: Fall 2026
- Bid Package 6 – Multiple Lighting/Intercom/Misc FCA, JWE, BHP, NOC
- ~~Design Complete: Dec 2025~~
 - Construction Start: Summer 2026
 - Construction Complete Summer/Fall 2026

Upcoming Critical Activities

- **Bid Package 1 – Blue Hole Parking**
 - Complete Contractor Negotiations and Execute Contract
- **Bid Package 2 and 3 – WHS, DJH, Performing Arts**
 - Negotiate and Execute GMP #2
- **Bid Package 5 – Roofing and HVAC**
 - Submittals and Material Procurement
- **Bid Package 6 – Multicampus Improvements**
 - Complete Contractor Negotiations and Execute Contract
- **Miscellaneous**
 - Awaiting proposal from Audio Enhancements for Field House
 - Complete TCEQ and City Permitting for WHS and DJH



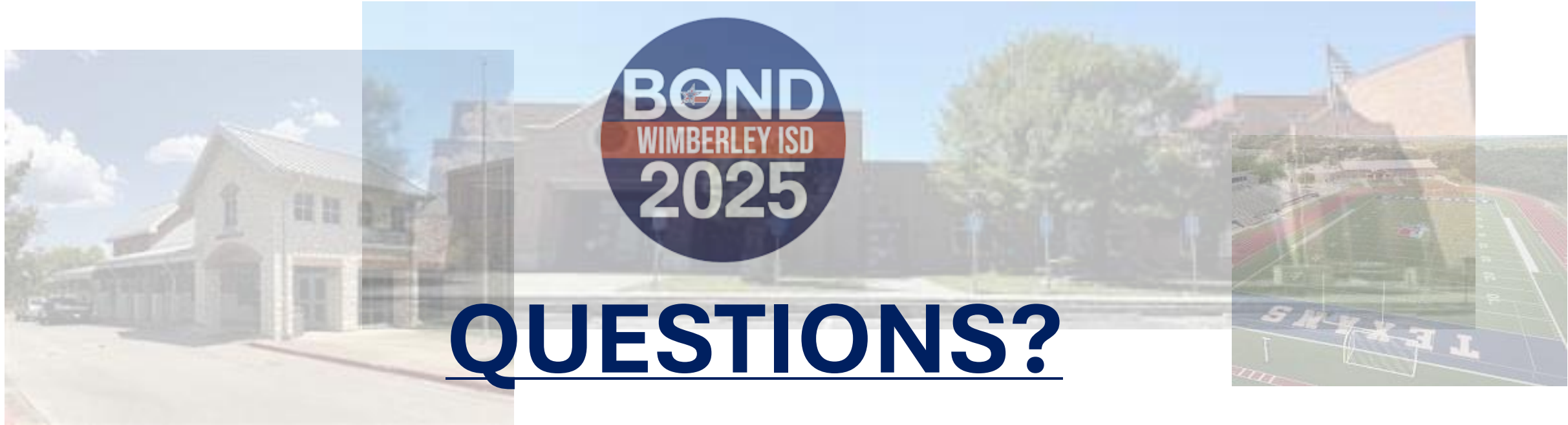
Board Meeting Lookahead

- **Tonight's Board Meeting:**
 - Consideration of Replating for DJH
 - Consideration of Cooling Tower Repairs at DJH

- **Board Meeting Lookahead: April 20, 2026**
 - Consideration for GMP2 Bid Package 2 & 3 (DJH and WHS Renovations and Additions)
 - Audio Enhancements improvements to Field House
 - Unit 6 HVAC Replacement at Bridges Gym



Wimberley ISD Bond 2025 Construction Update



O'CONNELL
ROBERTSON



Wimberley ISD
Excellence. Innovation. Service.

AG|CM
INC.

**A Professional Construction
Management Firm**

**WIMBERLEY INDEPENDENT SCHOOL DISTRICT
BOARD OF EDUCATION
WIMBERLEY, TEXAS**

Subject: Discuss and consider approval of a Board Resolution to donate 7 acres of land to Hays County Emergency Services District No. 4 for the construction of a fire station adjacent to Blue Hole Primary School.

Date: March 23, 2026

Presented by: Dr. Greg Bonewald, Superintendent

Action

BACKGROUND INFORMATION

In June of 2024, the Wimberley ISD Board of Trustees approved an Interlocal Agreement with the Hays County Emergency Services District No. 4 that documented WISD’s intention to donate approximately 5-7 acres of land for the construction of a fire station adjacent to Blue Hole Primary School and authorized the WISD Board President to execute the Agreement.

Since that time, Wimberley Fire Chief Christopher Robbins and his team have worked to conduct surveys and other preliminary site investigations, while working collaboratively with WISD leadership, to identify the specific tract of land that would function best for this future facility. This proposed fire station would support emergency response services for the surrounding community and enhance public safety in the area, including service to nearby district facilities.

The Board Resolution authorizes the donation of the identified property, subject to any necessary legal requirements, final survey or platting, and completion of appropriate conveyance documents as approved by legal counsel and district administration.

ADMINISTRATIVE RECOMMENDATION

BOARD ACTION REQUIRED

Yes

“I move to approve the Board Resolution transferring 7 acres adjacent to Blue Hole Primary to Hays County Emergency Services District No. 4 pursuant to the Interlocal Agreement approved June 17, 2024.”

Description of a **7.00 ACRE TRACT OF LAND** situated in the C. Henson Survey Abstract No. 249, Hays County, Texas, being part of a called 148.40 acre tract of land (called 148.57 acres in Volume 254, Page 701, Deed Records, Hays County, Texas) recorded in Document No. 18029272, Official Public Records, Hays County, Texas and more particularly described by metes and bounds as follows:

BEGINNING at a 1/2" iron rod set in the east right-of-way line of Ranch Road 12 and a west line of the above referenced 148.40 acre tract, for the northwest corner herein and bears S01°46'59"E, a distance of 430.51' from a type I TxDOT highway marker found;

THENCE severing said 148.40 acre tract the following five (5) courses and distances:


- 1) N 88° 08' 14" E, a distance of **623.53'** to a 1/2" iron rod set;
- 2) S 00° 00' 00" E, a distance of **497.03'** to a 1/2" iron rod set, from which a 1/2" iron rod found for the southeast corner of said 148.40 acre tract bears S63°32'49"E, a distance of 1947.89';
- 3) S 64° 31' 30" W, a distance of **331.19'** to a 1/2" iron rod set;
- 4) N 35° 47' 25" W, a distance of **368.58'** to a 1/2" iron rod set;
- 5) and S 88° 10' 59" W, a distance of **98.64'** to a 1/2" iron rod set in the east right-of-way line of Ranch Road 12 and a west line of said 148.40 acre tract, for the westernmost southwest corner herein and bears N01°46'59"W, a distance of 540.03' from a type I TxDOT highway marker found;

THENCE with the east right-of-way line of Ranch Road 12 and a west line of said 148.40 acre tract, N 01° 46' 59" W, a distance of **323.52'** to the **POINT OF BEGINNING**.

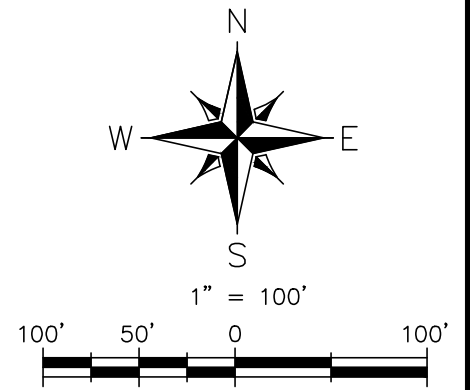
Notes:

1. Basis of Bearing: Texas State Plane Coordinate System, Central Zone (FIPS 4203), NAD83 (2011) Epoch 2010.00. Derived from GNSS observations and the Allterra RTK Network. Distances shown are ground distances and in U.S. Survey Feet.
2. A survey plat was prepared by separate document.
3. 1/2" iron rods set with a yellow "WCR" plastic cap. Mag nails and cotton spindles set with a yellow "WCR" plastic washer.




03/04/2026
Christopher Jurica, RPLS #6344
Job No. 2810-25

SURVEY SHOWING A 7.00 ACRE TRACT OF LAND SITUATED IN THE C. HENSON SURVEY ABSTRACT NO. 249, HAYS COUNTY, TEXAS, BEING PART OF A CALLED 148.40 ACRE TRACT OF LAND RECORDED IN DOCUMENT NO. 18029272, OFFICIAL PUBLIC RECORDS, HAYS COUNTY, TEXAS



LEGEND

- SET 1/2" IRON ROD W/ A YELLOW "WCR" PLASTIC CAP
- △ FOUND TYPE I TXDOT RIGHT-OF-WAY MARKER
- ⊕ ELECTRIC METER
- ⊗ POWER POLE
- GUY WIRE
- X— WIRE FENCE
- OE— OVERHEAD ELECTRIC
- OEC— OVERHEAD ELECTRIC/COMMUNICATION

WIMBERLEY INDEPENDENT SCHOOL DISTRICT
REMAINDER OF CALLED 148.40 ACRES
DOC. NO. 18029272
OFFICIAL PUBLIC RECORDS
(R1)

CALLED 148.57 ACRES
VOL. 254 PG. 701
DEED RECORDS

N88°08'14"E 623.53'

7.00 ACRES

WIMBERLEY INDEPENDENT SCHOOL DISTRICT
PART OF CALLED 148.40 ACRES
DOC. NO. 18029272
OFFICIAL PUBLIC RECORDS
(R1)

CALLED 148.57 ACRES
VOL. 254 PG. 701
DEED RECORDS

S00°00'00"E 497.03'

WIMBERLEY INDEPENDENT SCHOOL DISTRICT
REMAINDER OF CALLED 148.40 ACRES
DOC. NO. 18029272
OFFICIAL PUBLIC RECORDS
(R1)

CALLED 148.57 ACRES
VOL. 254 PG. 701
DEED RECORDS

S88°10'59"W 98.64'

N35°47'25"W 368.58'

S64°31'30"W 331.19'

S63°32'49"E 1947.89' (TIE)

WIMBERLEY INDEPENDENT SCHOOL DISTRICT
REMAINDER OF CALLED 148.40 ACRES
DOC. NO. 18029272
OFFICIAL PUBLIC RECORDS
(R1)

CALLED 148.57 ACRES
VOL. 254 PG. 701
DEED RECORDS

FOUND 1/2" IRON ROD
SOUTHEAST CORNER OF
CALLED 148.40 ACRES

POINT OF BEGINNING

N01°46'59"W 323.52'
(N01°47'11"W 1295.18' TOTAL R1)
80' RIGHT-OF-WAY PER TXDOT HIGHWAY MAP

S01°46'59"E 430.51'

N01°46'59"W 540.03'

GENERAL SURVEY NOTES

- 1) BASIS OF BEARING: TEXAS STATE PLANE COORDINATE SYSTEM, SOUTH CENTRAL ZONE (FIPS 4204), NAD83 (2011) EPOCH 2010.00. DERIVED FROM GNSS OBSERVATIONS AND THE ALLTERRA RTK NETWORK. DISTANCES SHOWN ARE GROUND DISTANCES AND IN U.S. SURVEY FEET.
- 2) THIS SURVEY WAS PREPARED WITHOUT THE BENEFIT OF A TITLE COMMITMENT, THEREFORE ALL SETBACKS, EASEMENTS, COVENANTS, ENCUMBRANCES, ZONING OR LAND USE REGULATIONS MAY NOT BE SHOWN HEREON. THE SURVEYOR DID NOT COMPLETE AN ABSTRACT OF TITLE.
- 3) ALL BUILDING SETBACK LINES, RECORDED EASEMENTS, UNRECORDED EASEMENTS, COVENANTS, CONDITIONS AND RESTRICTIONS, ZONING ORDINANCES AND DEVELOPMENT RULES AND REGULATIONS, SHALL BE CONFIRMED BY THE HOME OWNERS ASSOCIATION, ARCHITECTURAL CONTROL COMMITTEE, LANDOWNER, DEVELOPER, BUILDER, CONTRACTOR AND/OR CONTROLLING GOVERNMENTAL JURISDICTION BEFORE ANY PLANNING OR CONSTRUCTION. THE SURVEYOR DID NOT RESEARCH COVENANTS, CONDITIONS AND RESTRICTIONS.
- 4) ONLY APPARENT UTILITIES WERE LOCATED, SHOWN AND IDENTIFIED TO THE BEST OF THE SURVEYOR'S KNOWLEDGE. NO ATTEMPT HAS BEEN MADE AS PART OF THIS SURVEY TO SHOW THE EXISTENCE, SIZE, DEPTH, CONDITION, OR LOCATION OF ANY UNDERGROUND UTILITIES. FOR INFORMATION REGARDING UTILITIES PLEASE CONTACT THE APPROPRIATE AGENCY. IRRIGATION VALVES, SPRINKLER HEADS AND LANDSCAPE LIGHTING AND OUTLETS, IF ANY, NOT SHOWN HEREON NOR LOCATED BY THIS SURVEY.
- 5) ADJOINERS ARE SHOWN FOR INFORMATIONAL PURPOSES ONLY.
- 6) SYMBOLS SHOWN HEREON MAY BE EXAGGERATED AND ARE FOR GRAPHICAL REPRESENTATION ONLY.
- 7) A METES AND BOUNDS DESCRIPTION WAS PREPARED BY SEPARATE DOCUMENT.



I HEREBY CERTIFY THAT THIS SURVEY WAS MADE ON THE GROUND UNDER MY DIRECTION AND SUPERVISION, AND THAT THIS PLAT CORRECTLY REPRESENTS THE FACTS FOUND AND CONDITIONS EXISTING AT THE TIME OF THE SURVEY.

THIS SURVEY AND PLAT WERE PREPARED IN COMPLIANCE WITH THE MINIMUM STANDARDS OF PRACTICE ESTABLISHED BY THE TEXAS BOARD OF PROFESSIONAL ENGINEERS AND LAND SURVEYORS (TBPELS).

Christopher Jurica
03/04/2026

CHRISTOPHER JURICA
REGISTERED PROFESSIONAL LAND SURVEYOR #6344
CHRISJ@WCRLANDSURVEYING.COM 830-833-3010

WCR
LAND SURVEYING

P.O. BOX 481 BLANCO, TX 78606
830-833-3010 INFO@WCRLANDSURVEYING.COM
TBPE&LS FIRM #10194135

JOB NO.: _____-26	
DRAWN BY: CJJ	CHECKED BY: CJJ
SHEET: 1 OF 1	

**Wimberley Independent School District
Board Resolution**

Whereas, Wimberley Independent School District (“WISD”) acting by and through its Board of Trustees entered into an Interlocal Agreement with Hays County Emergency Services District No. 4 (“ESD4”), a political subdivision of the State of Texas organized and operating pursuant to the provisions of Section 48-e, Article III of the Texas Constitution and Chapter 775 of the Health and Safety Code. This Interlocal Agreement was approved by Board of Trustees majority vote on June 17, 2024; and

Whereas, the subject of the Interlocal Agreement is seven acres of land adjacent to Blue Hole Primary School and fronting Ranch Road 12, Wimberley, Texas, hereinafter referred to as “Property.” The Property shall revert to WISD if ESD4 breaches the requirements of the Interlocal Agreement or ceases to use for a public purpose. The legal description of the Property is attached as Exhibit A; and

Whereas, WISD and ESD4 agree that there is a public necessity and benefit to WISD to donate the Property to ESD4 for the operation of a fire station in the vicinity of a school; and

Whereas, the Texas Education Code 11.1511 (B)(1) states that the board shall seek to establish working relationships with other public entities to make effective use of community resources and to serve the needs of public school students in the community; and

Whereas, the Board of Trustee goals include making a positive community impact and ensure student safety and well being; and

NOW, THEREFORE, BE IT RESOLVED the Board of Trustees of the Wimberley Independent School District approve the transfer of the Property to Hays County Emergency Services District No. 4 subject to the terms and conditions of the Interlocal Agreement, and;

Authorize the Board President and the Superintendent to execute all documents, Deeds, and take all actions necessary to convey the Property and implement the Interlocal Agreement.

SO ORDERED this _____ day of _____, 2026.

BOARD OF TRUSTEES:

Board President

WITNESSETH:

Board Secretary

**WIMBERLEY INDEPENDENT SCHOOL DISTRICT
BOARD OF EDUCATION
WIMBERLEY, TEXAS**

Subject: Consideration and Possible Action Regarding Approval of the Replat of the Danforth Junior High School (located at 200 Texan Blvd, Wimberley, TX 78676) and Central Administration Building Properties (located at 951 Farm to Market Rd 2325, Wimberley, TX 78676).

Date: March 23, 2026

Presented by: Mike Doyle

Action

BACKGROUND INFORMATION

Wimberley Independent School District has been working in coordination with the City of Wimberley to replat the properties currently associated with Danforth Junior High School and the Wimberley ISD Central Administration Building. The purpose of the replat is to combine the two existing plats into a single unified plat.

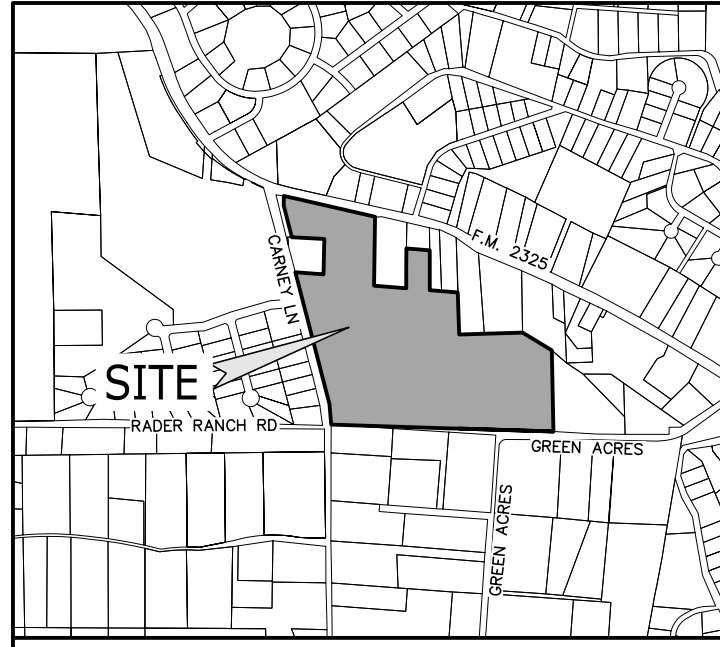
The consolidation of these properties into one plat will provide improved clarity in property boundaries, streamline property records, and support future planning and administrative purposes. The proposed replat has been reviewed with the City of Wimberley and is consistent with local platting requirements.

ADMINISTRATIVE RECOMMENDATION

Administration recommends that the Board of Trustees approve the proposed replat combining the Danforth Junior High School and Central Administration Building properties into a single plat and authorize district administration to take all necessary actions to finalize and record the replat with the appropriate governmental entities.

BOARD ACTION REQUIRED

"I move that the WISD Board of Trustees approves the replat, combining the Danforth Junior High School and Central Administration Building properties, and authorize the Superintendent or his designee execute any necessary documents and take necessary action to finalize and record the replat as appropriate."

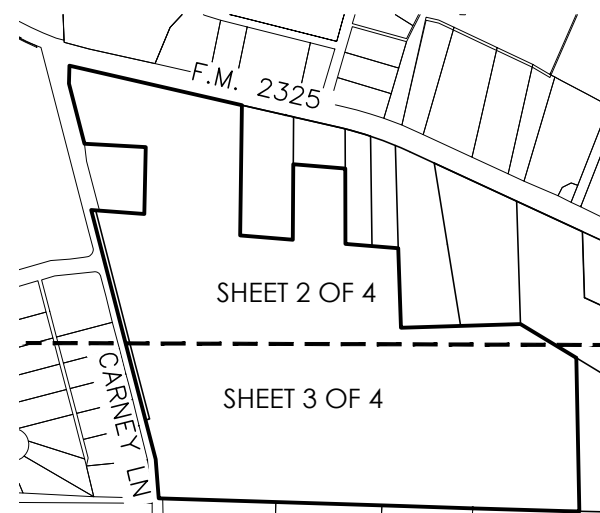


LOCATION MAP
NOT TO SCALE

PLAT NOTES:

- ACCORDING TO TEXAS COMMISSION ON ENVIRONMENTAL QUALITY (TCEQ) MAPS FOR HAYS COUNTY, TEXAS, ALL OF THIS SUBDIVISION LIES WITHIN THE BOUNDARIES OF THE EDWARDS AQUIFER CONTRIBUTING ZONE AND NO PORTION LIES WITHIN THE BOUNDARIES OF THE EDWARDS AQUIFER RECHARGE ZONE.
- THIS SUBDIVISION LIES WITHIN THE BOUNDARIES OF THE WIMBERLEY INDEPENDENT SCHOOL DISTRICT.
- BASED ON NATIONAL FLOOD HAZARD LAYER WEBSITE (LAST ACCESSED 2025-11-06), THE SUBJECT PROPERTY HEREON IS SHOWN TO BE LOCATED IN FLOOD ZONE "X", DESIGNATED AS AREAS DETERMINED TO BE OUTSIDE THE 0.2% ANNUAL CHANCE FLOODPLAIN AS SHOWN ON COMMUNITY PANEL NUMBER 48029C0238C, HAVING AN EFFECTIVE DATE OF JANUARY 17, 2025. THIS FLOOD STATEMENT DOES NOT IMPLY THAT THE PROPERTY AND/OR THE STRUCTURES THEREON WILL BE FREE FROM FLOODING OR FLOOD DAMAGE. THIS FLOOD STATEMENT SHALL NOT CREATE LIABILITY ON THE PART OF THE SURVEYOR.
- THIS PROPERTY IS LOCATED WITHIN THE CITY OF WIMBERLEY.
- IMPROVEMENTS EXIST ON THIS SITE BUT ARE NOT SHOWN.
- BUILDING SETBACK LINES ARE PER CURRENT CITY OF WIMBERLEY ZONING ORDINANCE.
- THE CITY OF WIMBERLEY COMPREHENSIVE PLAN SHALL ALSO GOVERN THIS SUBDIVISION.
- TOTAL NUMBER OF BUILDABLE LOTS: 1
- NO OBJECT, INCLUDING BUILDING, FENCING OR LANDSCAPING WHICH WOULD INTERFERE WITH CONVEYANCE OF STORMWATER, SHALL BE PLACED OR ERECTED WITHIN A DRAINAGE EASEMENT. THE OWNER OF ANY LOT UPON WHICH DRAINAGE FACILITIES ARE LOCATED, INCLUDING DETENTION, SHALL BE RESPONSIBLE FOR MAINTENANCE AND UPKEEP OF SUCH FACILITIES.
- NO CONSTRUCTION OR DEVELOPMENT WITHIN THE SUBDIVISION MAY BEGIN UNTIL ALL CITY OF WIMBERLEY DEVELOPMENT AUTHORIZATION REQUIREMENTS HAVE BEEN SATISFIED.

PLAT NOTES APPLY TO EVERY PAGE OF THIS MULTIPLE PAGE PLAT



INDEX MAP
NOT TO SCALE

STATE OF TEXAS
COUNTY OF BEXAR

I HEREBY CERTIFY THAT THE ABOVE PLAT CONFORMS TO THE MINIMUM STANDARDS SET FORTH BY THE TEXAS BOARD OF PROFESSIONAL LAND SURVEYING ACCORDING TO AN ACTUAL SURVEY MADE ON THE GROUND BY:

MOY TARIN RAMIREZ ENGINEERS, LLC

SALVADOR A. SALAS, R.P.L.S.
REGISTERED PROFESSIONAL LAND SURVEYOR NO. 6612
MOY TARIN RAMIREZ ENGINEERS, LLC
5723 UNIVERSITY HEIGHTS BLVD., STE. 103
SAN ANTONIO, TEXAS 78249
PHONE:(210) 698-5051

STATE OF TEXAS
COUNTY OF HAYS

I HEREBY CERTIFY THAT PROPER ENGINEERING CONSIDERATION HAS BEEN GIVEN TO THIS PLAT TO THE MATTERS OF STREETS, LOTS, AND DRAINAGE LAYOUT. TO THE BEST OF MY KNOWLEDGE, THIS PLAT CONFORMS TO ALL REQUIREMENTS OF THE UNIFIED DEVELOPMENT CODE.

ALLISON KENNAUGH, P.E.
LICENSED PROFESSIONAL ENGINEER NO. 114356
10814 JOLLYVILLE ROAD,
AVALLON IV SUITE 200
AUSTIN, TEXAS 78759
PHONE:(210)782-0614

REPLAT OF
LOT 2, WEST END COMMERCIAL SUBDIVISION,
ESTABLISHING
WIMBERLEY I.S.D. SUBDIVISION
HAYS COUNTY, TEXAS

BEING A TOTAL OF 41.308 ACRES (1,799,390.10 SQUARE FEET), ESTABLISHING WIMBERLEY I.S.D. SUBDIVISION, SITUATED IN THE BENJAMIN PAGE SURVEY NUMBER 64, ABSTRACT NUMBER 365, AND THE J.R. EDWARDS SURVEY, ABSTRACT NUMBER 172, HAYS COUNTY, TEXAS, BEING ALL OF A CALLED 3.461 ACRE TRACT, PREVIOUSLY PLATTED AS LOT 2, WEST END COMMERCIAL SUBDIVISION, AS RECORDED IN VOLUME 11, PAGE 299, BEING ALL OF A CALLED 2.30 ACRE TRACT, AS CONVEYED TO WIMBERLEY INDEPENDENT SCHOOL DISTRICT, BY SPECIAL WARRANTY DEED AS RECORDED IN VOLUME 1075, PAGE 890, BEING ALL OF A CALLED 0.650 OF AN ACRE TRACT AND ALL OF A CALLED 0.645 OF AN ACRE TRACT, KNOWN AS TRACT ONE AND TRACT TWO RESPECTIVELY, AS CONVEYED TO WIMBERLEY INDEPENDENT SCHOOL DISTRICT, BY SPECIAL WARRANTY DEED AS RECORDED IN VOLUME 4783, PAGE 819, BEING ALL OF A CALLED 0.413 OF AN ACRE TRACT, AS CONVEYED TO WIMBERLEY INDEPENDENT SCHOOL DISTRICT, BY WARRANTY DEED AS RECORDED IN VOLUME 662, PAGE 651, BEING ALL OF A CALLED 23.542 ACRE TRACT, AS CONVEYED TO HAYS CONSOLIDATED INDEPENDENT SCHOOL DISTRICT, BY WARRANTY DEED AS RECORDED IN VOLUME 453, PAGE 483, AND BEING ALL OF A CALLED 10.20 ACRE TRACT, AS CONVEYED TO HAYS CONSOLIDATED INDEPENDENT SCHOOL DISTRICT, BY WARRANTY DEED AS RECORDED IN VOLUME 451, PAGE 640, ALL BEING OF THE OFFICIAL PUBLIC RECORDS OF HAYS COUNTY, TEXAS.

THIS PLAT OF _____ WIMBERLEY I.S.D. SUBDIVISION _____ HAS BEEN SUBMITTED TO AND CONSIDERED BY THE PLANNING COMMISSION OF THE CITY OF WIMBERLEY, TEXAS, IS HEREBY APPROVED BY SUCH COMMISSION IN ACCORDANCE WITH STATE OR LOCAL LAWS AND REGULATIONS; AND/OR WHERE ADMINISTRATIVE EXCEPTION(S) AND/OR VARIANCE(S) HAVE BEEN GRANTED. DATED THIS _____ DAY OF _____ A.D. 20_____

BY: _____ CHAIRMAN
BY: _____ SECRETARY

STATE OF TEXAS
COUNTY OF HAYS

THE OWNER OF LAND SHOWN ON THIS PLAT, IN PERSON OR THROUGH A DULY AUTHORIZED AGENT, DEDICATES TO THE USE OF THE PUBLIC, EXCEPT AREAS INDICATED AS PRIVATE OR PART OF AN ENCLAVE OR PLANNED UNIT DEVELOPMENT, FOREVER ALL STREETS, ALLEY, PARKS, WATERCOURSES, DRAINS, EASEMENTS AND PUBLIC PLACES THEREON SHOWN FOR THE PURPOSE AND CONSIDERATION THEREIN EXPRESSED.

OWNER/DEVELOPER: ROB CAMPBELL

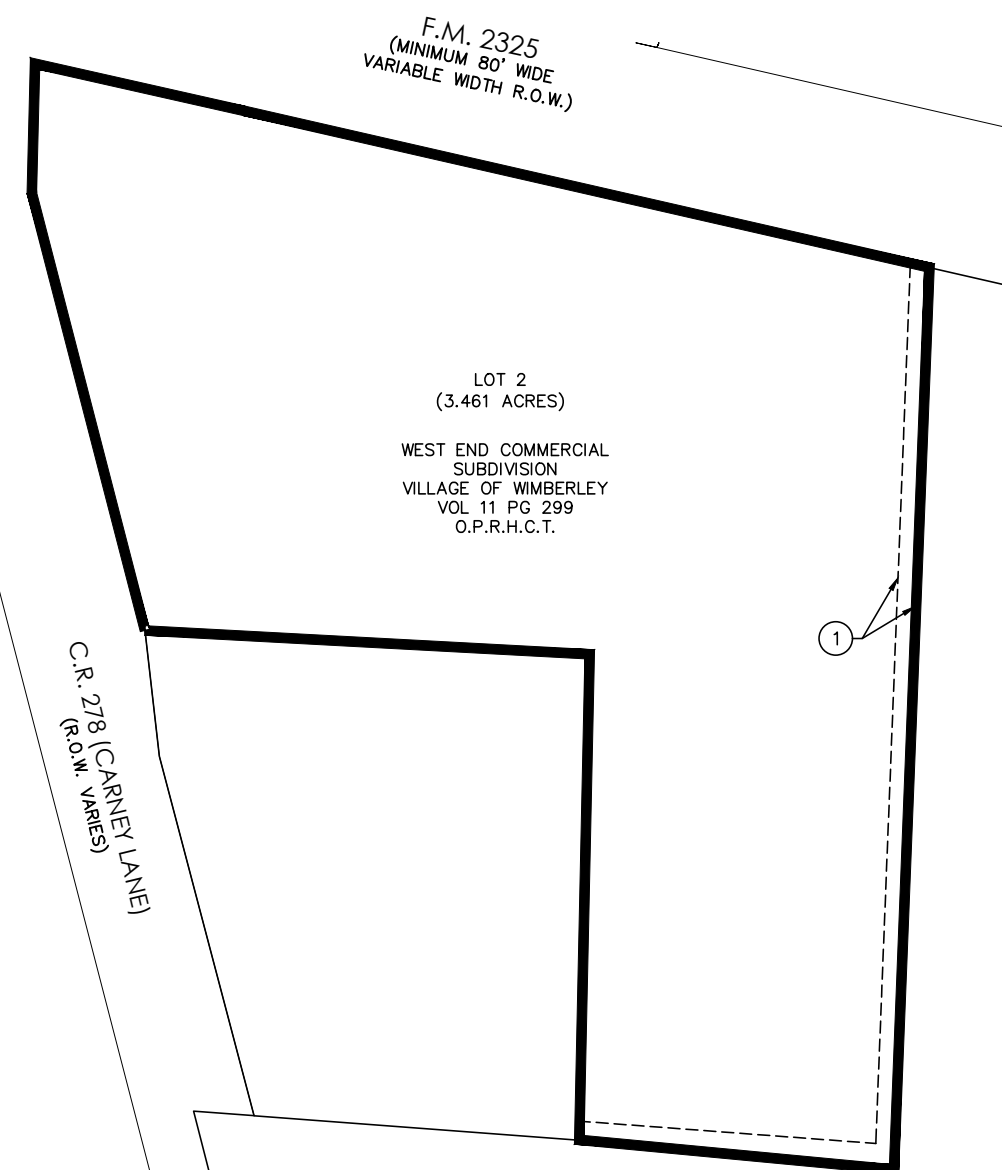
STATE OF TEXAS
COUNTY OF HAYS

BEFORE ME, THE UNDERSIGNED AUTHORITY ON THIS DAY PERSONALLY APPEARED

_____ KNOWN TO ME TO BE THE PERSON WHOSE NAME IS SUBSCRIBED TO THE FOREGOING INSTRUMENT, AND ACKNOWLEDGED TO ME THAT HE EXECUTED THE SAME FOR THE PURPOSES AND CONSIDERATIONS THEREIN EXPRESSED AND IN THE CAPACITY THEREIN STATED. GIVEN UNDER MY HAND AND SEAL OF OFFICE.

THIS _____ DAY OF _____, A.D. 20_____

NOTARY PUBLIC, HAYS COUNTY, TEXAS



KEYNOTES

- 10' BUILDING SETBACK LINE. UTILITY EASEMENT VOL. 11, PG. 299 O.P.R.H.C.T.

REPLAT OF LOT 2
NOT TO SCALE
WEST END COMMERCIAL SUBDIVISION
VILLAGE OF WIMBERLEY

THE 3.461 ACRES BEING REPLATTED WAS PREVIOUSLY PLATTED AS LOT 2, AS SHOWN ON SUBDIVISION PLAT OF WEST END COMMERCIAL SUBDIVISION, AS RECORDED IN VOLUME 11, PAGE 299, OF THE OFFICIAL PUBLIC RECORDS OF HAYS COUNTY, TEXAS; ALONG WITH A 20' WIDE UTILITY EASEMENT AND A 10' WIDE BUILDING SET BACK LINE AND UTILITY EASEMENT, ALSO SHOWN ON SUBDIVISION PLAT OF SAID WEST END COMMERCIAL SUBDIVISION.

SURVEYOR'S NOTES:

- BASIS OF BEARINGS AND COORDINATES CITED WERE ESTABLISHED FROM THE STATE PLANE COORDINATE SYSTEM, NORTH AMERICAN DATUM OF 1983, TEXAS SOUTH CENTRAL ZONE.
- LOT 1, WIMBERLEY I.S.D. SUBDIVISION IS SUBJECT TO A PIPELINE EASEMENT, AS RECORDED IN VOLUME 96, PAGE 569, OF THE OFFICIAL PUBLIC RECORDS OF HAYS COUNTY, TEXAS; A PORTION OF WHICH HAS BEEN RELEASED BY INSTRUMENT RECORDED IN VOLUME 2676, PAGE 661, OF THE OFFICIAL PUBLIC RECORDS OF HAYS COUNTY, TEXAS.

STATE OF TEXAS
COUNTY OF HAYS,

I HEREBY CERTIFY THIS SUBDIVISION PLAT CONFORMS TO ALL REQUIREMENTS OF THE SUBDIVISION REGULATIONS TO WHICH APPROVAL IS REQUIRED.

PLANNING AND DEVELOPMENT COORDINATOR
CITY OF WIMBERLEY, TEXAS

CITY ADMINISTRATOR
CITY OF WIMBERLEY, TEXAS


STATE OF TEXAS
COUNTY OF HAYS,

BASED UPON THE REPRESENTATION OF THE ENGINEER OR SURVEYOR WHOSE SEAL IS AFFIXED HERETO, AND AFTER A REVIEW OF THE PLAT AS REPRESENTED BY THE SAID ENGINEER OR SURVEYOR, I FIND THIS PLAT COMPLIES WITH THE REQUIREMENTS OF THE CITY OF WIMBERLEY. THIS CERTIFICATION IS MADE SOLELY UPON SUCH REPRESENTATIONS AND SHOULD NOT BE RELIED UPON FOR VERIFICATION OF THE FACTS ALLEGED. THE CITY OF WIMBERLEY DISCLAIMS ANY RESPONSIBILITY TO ANY MEMBER OF THE PUBLIC FOR INDEPENDENT VERIFICATIONS OF THE REPRESENTATION, FACTUAL OR OTHERWISE, CONTAINED IN THIS PLAT AND THE DOCUMENTS ASSOCIATED WITH IT.

CITY ADMINISTRATOR
CITY OF WIMBERLEY, TEXAS

PRELIMINARY PLAT

THIS DOCUMENT SHALL NOT BE RECORDED FOR ANY PURPOSE AND SHALL NOT BE USED OR VIEWED OR RELIED UPON AS A FINAL SURVEY DOCUMENT.



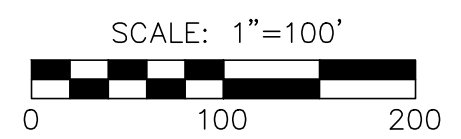
REPLAT OF
 LOT 2, WEST END COMMERCIAL SUBDIVISION,
 ESTABLISHING
 WIMBERLEY I.S.D. SUBDIVISION
 HAYS COUNTY, TEXAS

BEING A TOTAL OF 41.308 ACRES (1,799,390.10 SQUARE FEET), ESTABLISHING WIMBERLEY I.S.D. SUBDIVISION, SITUATED IN THE BENJAMIN PAGE SURVEY NUMBER 64, ABSTRACT NUMBER 365, AND THE J.R. EDWARDS SURVEY, ABSTRACT NUMBER 172, HAYS COUNTY, TEXAS, BEING ALL OF A CALLED 3.461 ACRE TRACT, PREVIOUSLY PLATTED AS LOT 2, WEST END COMMERCIAL SUBDIVISION, AS RECORDED IN VOLUME 11, PAGE 299, BEING ALL OF A CALLED 2.30 ACRE TRACT, AS CONVEYED TO WIMBERLEY INDEPENDENT SCHOOL DISTRICT, BY SPECIAL WARRANTY DEED AS RECORDED IN VOLUME 1075, PAGE 890, BEING ALL OF A CALLED 0.650 OF AN ACRE TRACT AND ALL OF A CALLED 0.645 OF AN ACRE TRACT, KNOWN AS TRACT ONE AND TRACT TWO RESPECTIVELY, AS CONVEYED TO WIMBERLEY INDEPENDENT SCHOOL DISTRICT, BY SPECIAL WARRANTY DEED AS RECORDED IN VOLUME 4783, PAGE 819, BEING ALL OF A CALLED 0.413 OF AN ACRE TRACT, AS CONVEYED TO WIMBERLEY INDEPENDENT SCHOOL DISTRICT, BY WARRANTY DEED AS RECORDED IN VOLUME 662, PAGE 651, BEING ALL OF A CALLED 23.542 ACRE TRACT, AS CONVEYED TO HAYS CONSOLIDATED INDEPENDENT SCHOOL DISTRICT, BY WARRANTY DEED AS RECORDED IN VOLUME 453, PAGE 483, AND BEING ALL OF A CALLED 10.20 ACRE TRACT, AS CONVEYED TO HAYS CONSOLIDATED INDEPENDENT SCHOOL DISTRICT, BY WARRANTY DEED AS RECORDED IN VOLUME 451, PAGE 640, ALL BEING OF THE OFFICIAL PUBLIC RECORDS OF HAYS COUNTY, TEXAS.

KEYNOTES

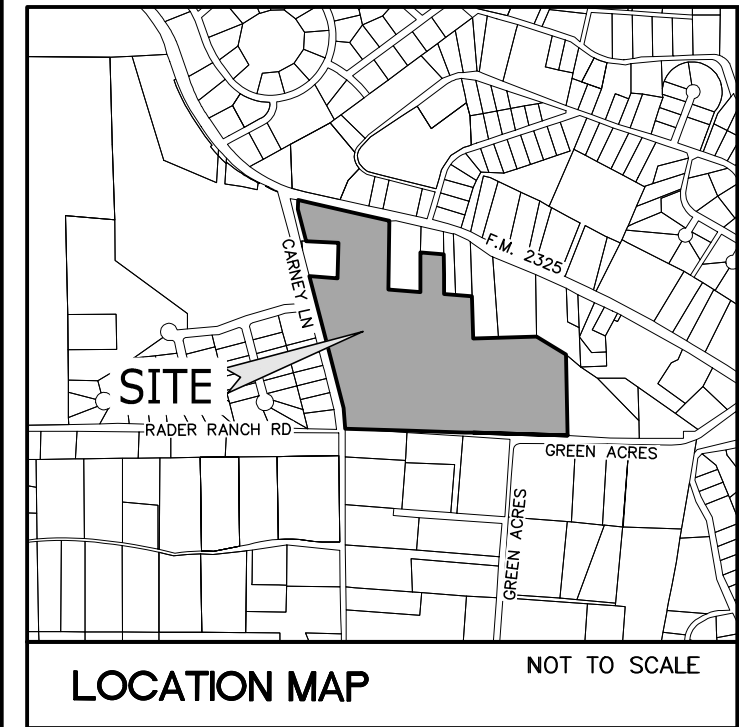
- ① 10' UTILITY EASEMENT VOL. 11, PG. 299 O.P.R.H.C.T.
- ② 20' UTILITY EASEMENT VOL. 11, PG. 299 O.P.R.H.C.T.
- ③ 15' DRAINAGE EASEMENT VOL. 11, PG. 299 O.P.R.H.C.T.
- ④ 12' DRAINAGE EASEMENT VOL. 11, PG. 299 O.P.R.H.C.T.
- ⑤ VARIABLE DRAINAGE EASEMENT VOL. 11, PG. 299 O.P.R.H.C.T.
- ⑥ 60'-FT WIDE EASEMENT KNOWN AS TEXAN BLVD. VOL. 453, PG. 483 O.P.R.H.C.T.

LINE TABLE		
LINE	LENGTH	BEARING
L47	16.90'	N85°41'39"W
L48	602.82'	N14°26'41"W
L49	212.16'	N14°34'41"W
L50	16.00'	N75°25'19"E
L51	212.18'	S14°34'41"E
L52	608.27'	S14°26'41"E

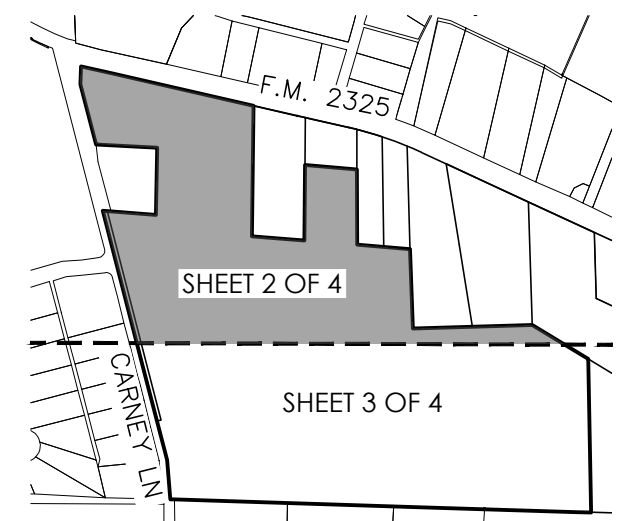


Moy Tarin Ramirez Engineers, LLC
 TBPELS: ENGINEERING F-5297/SURVEYING: F-10131500
 5723 UNIVERSITY HEIGHTS BLVD., STE. 103
 SAN ANTONIO, TEXAS 78249
 TEL: (210) 698-5051 FAX: (210) 698-5085

- Engineers
- Surveyors
- Planners

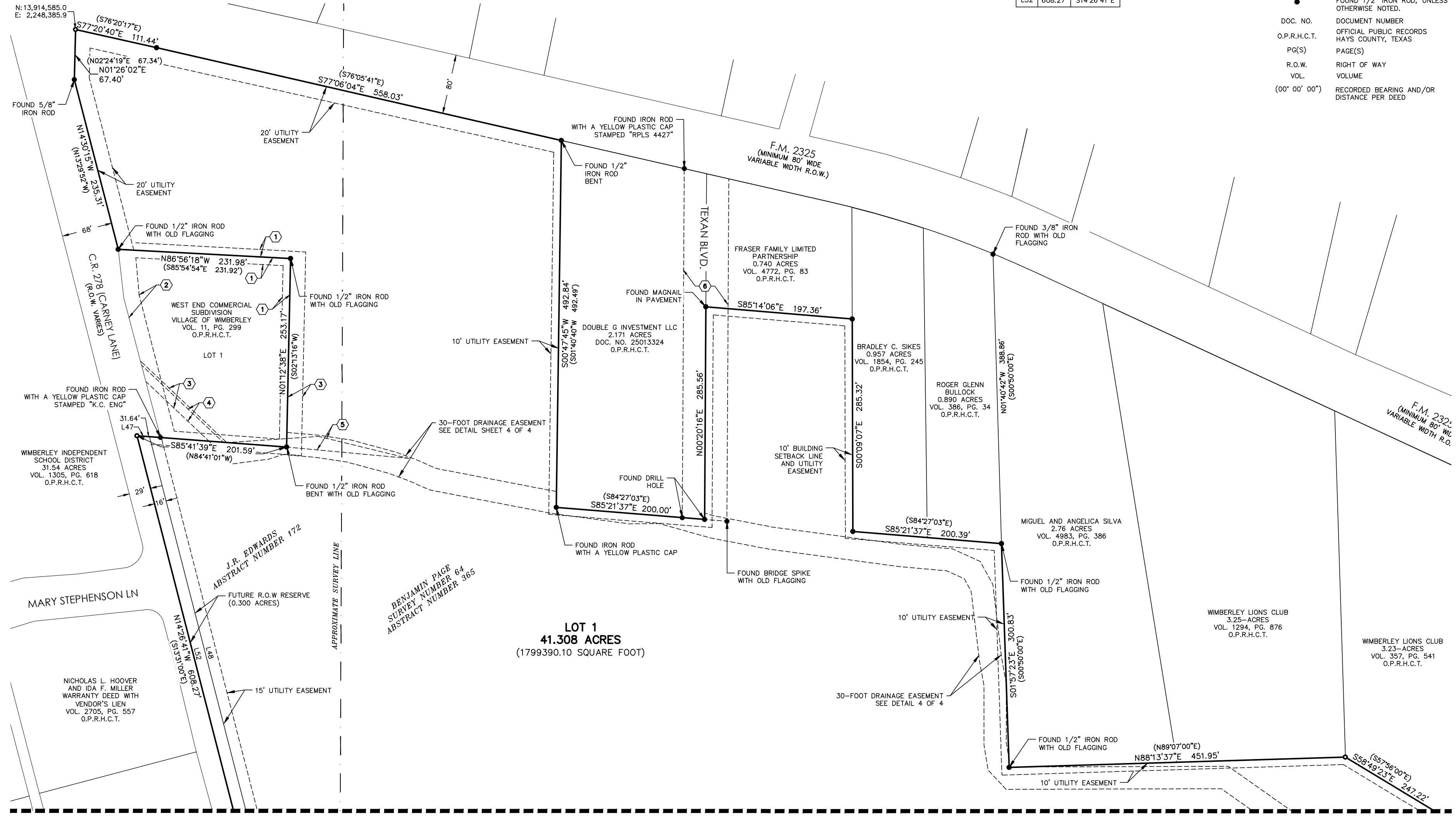


LOCATION MAP NOT TO SCALE



INDEX MAP NOT TO SCALE

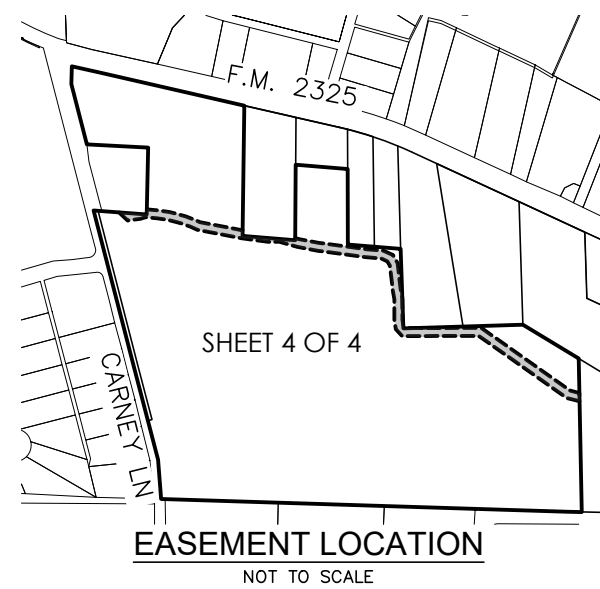
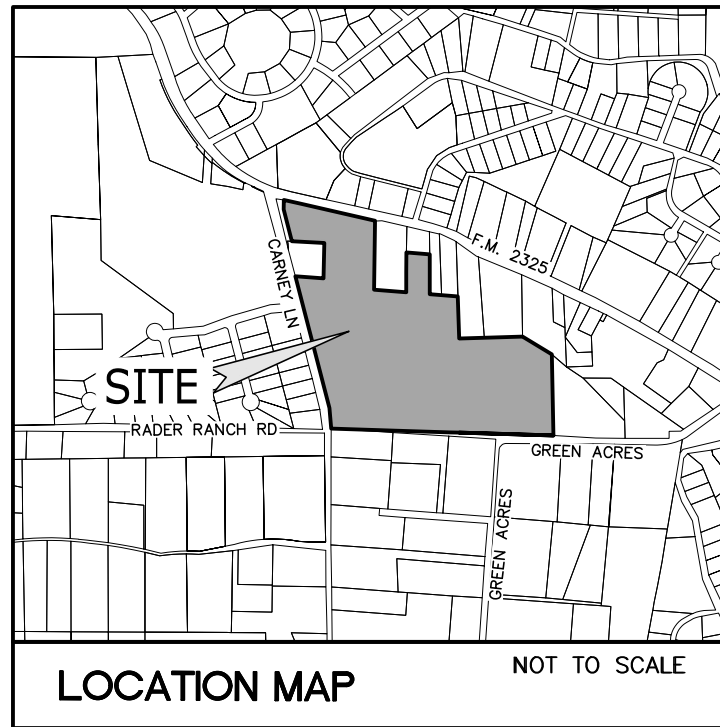
PLAT NOTES APPLY TO EVERY PAGE OF THIS MULTIPLE PAGE PLAT



LEGEND

- SET 1/2" IRON ROD WITH AN ORANGE PLASTIC CAP STAMPED "MTR ENG"
- FOUND 1/2" IRON ROD, UNLESS OTHERWISE NOTED.
- DOC. NO. DOCUMENT NUMBER
- O.P.R.H.C.T. OFFICIAL PUBLIC RECORDS HAYS COUNTY, TEXAS
- PG(S) PAGE(S)
- R.O.W. RIGHT OF WAY
- VOL. VOLUME
- (00° 00' 00") RECORDED BEARING AND/OR DISTANCE PER DEED

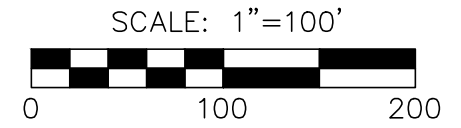

MATCHLINE "A" SEE SHEET 3 OF 3



PLAT NOTES APPLY TO EVERY PAGE OF THIS MULTIPLE PAGE PLAT

REPLAT OF
 LOT 2, WEST END COMMERCIAL SUBDIVISION,
 ESTABLISHING
WIMBERLEY I.S.D. SUBDIVISION
 HAYS COUNTY, TEXAS

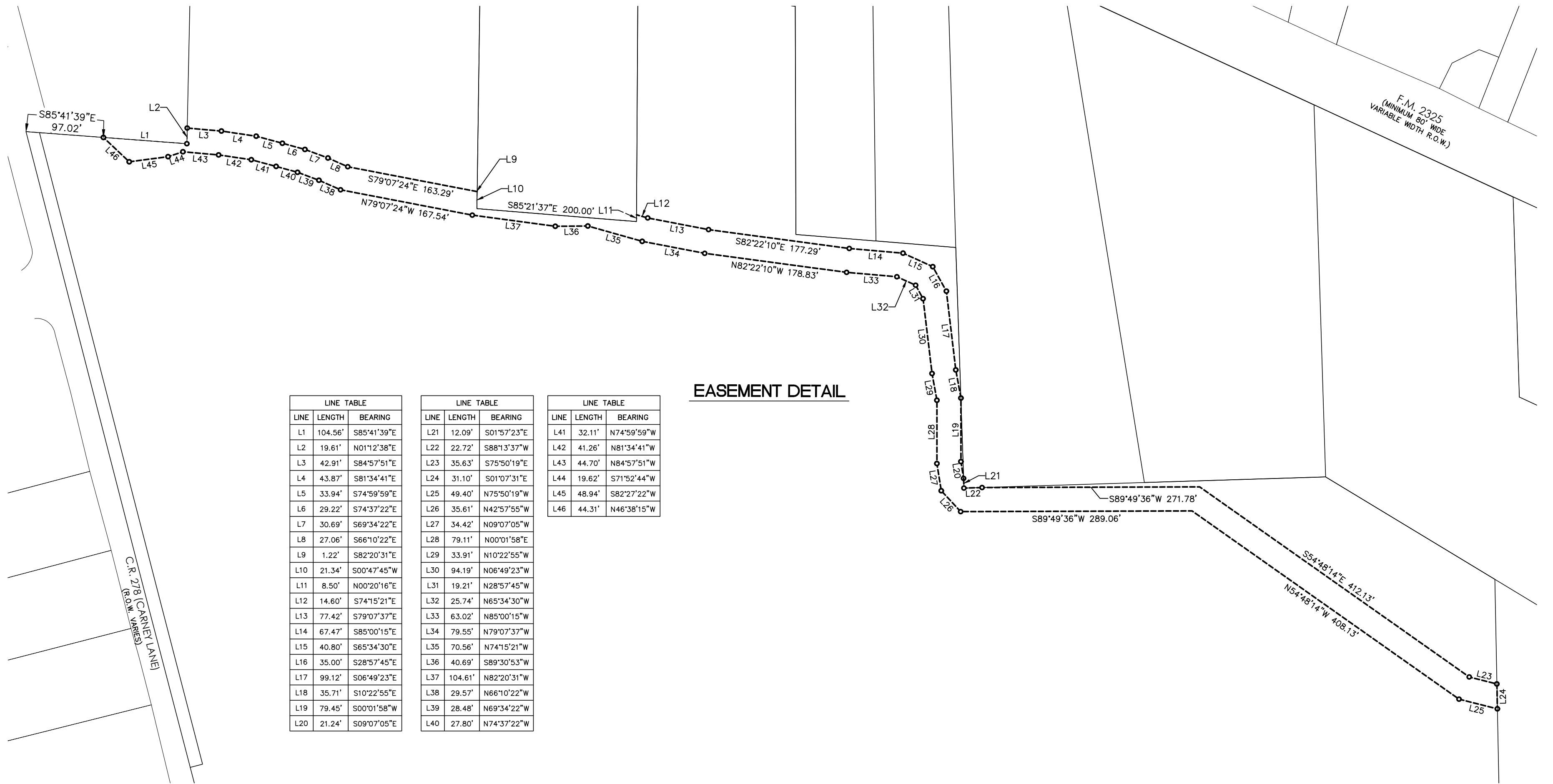
BEING A TOTAL OF 41.308 ACRES (1,799,390.10 SQUARE FEET), ESTABLISHING WIMBERLEY I.S.D. SUBDIVISION, SITUATED IN THE BENJAMIN PAGE SURVEY NUMBER 64, ABSTRACT NUMBER 365, AND THE J.R. EDWARDS SURVEY, ABSTRACT NUMBER 172, HAYS COUNTY, TEXAS, BEING ALL OF A CALLED 3.461 ACRE TRACT, PREVIOUSLY PLATTED AS LOT 2, WEST END COMMERCIAL SUBDIVISION, AS RECORDED IN VOLUME 11, PAGE 299, BEING ALL OF A CALLED 2.30 ACRE TRACT, AS CONVEYED TO WIMBERLEY INDEPENDENT SCHOOL DISTRICT, BY SPECIAL WARRANTY DEED AS RECORDED IN VOLUME 1075, PAGE 890, BEING ALL OF A CALLED 0.650 OF AN ACRE TRACT AND ALL OF A CALLED 0.645 OF AN ACRE TRACT, KNOWN AS TRACT ONE AND TRACT TWO RESPECTIVELY, AS CONVEYED TO WIMBERLEY INDEPENDENT SCHOOL DISTRICT, BY SPECIAL WARRANTY DEED AS RECORDED IN VOLUME 4783, PAGE 819, BEING ALL OF A CALLED 0.413 OF AN ACRE TRACT, AS CONVEYED TO WIMBERLEY INDEPENDENT SCHOOL DISTRICT, BY WARRANTY DEED AS RECORDED IN VOLUME 662, PAGE 651, BEING ALL OF A CALLED 23.542 ACRE TRACT, AS CONVEYED TO HAYS CONSOLIDATED INDEPENDENT SCHOOL DISTRICT, BY WARRANTY DEED AS RECORDED IN VOLUME 453, PAGE 483, AND BEING ALL OF A CALLED 10.20 ACRE TRACT, AS CONVEYED TO HAYS CONSOLIDATED INDEPENDENT SCHOOL DISTRICT, BY WARRANTY DEED AS RECORDED IN VOLUME 451, PAGE 640, ALL BEING OF THE OFFICIAL PUBLIC RECORDS OF HAYS COUNTY, TEXAS.



MTR
 Moy Tarin Ramirez Engineers, LLC

- Engineers
- Surveyors
- Planners

TBPELS: ENGINEERING F-5297/SURVEYING: F-10131500
 5723 UNIVERSITY HEIGHTS BLVD., STE. 103
 SAN ANTONIO, TEXAS 78249
 TEL: (210) 698-5051 FAX: (210) 698-5085



LINE TABLE			LINE TABLE			LINE TABLE		
LINE	LENGTH	BEARING	LINE	LENGTH	BEARING	LINE	LENGTH	BEARING
L1	104.56'	S85°41'39"E	L21	12.09'	S01°57'23"E	L41	32.11'	N74°59'59"W
L2	19.61'	N01°12'38"E	L22	22.72'	S88°13'37"W	L42	41.26'	N81°34'41"W
L3	42.91'	S84°57'51"E	L23	35.63'	S75°50'19"E	L43	44.70'	N84°57'51"W
L4	43.87'	S81°34'41"E	L24	31.10'	S01°07'31"E	L44	19.62'	S71°52'44"W
L5	33.94'	S74°59'59"E	L25	49.40'	N75°50'19"W	L45	48.94'	S82°27'22"W
L6	29.22'	S74°37'22"E	L26	35.61'	N42°57'55"W	L46	44.31'	N46°38'15"W
L7	30.69'	S69°34'22"E	L27	34.42'	N09°07'05"W			
L8	27.06'	S66°10'22"E	L28	79.11'	N00°01'58"E			
L9	1.22'	S82°20'31"E	L29	33.91'	N10°22'55"W			
L10	21.34'	S00°47'45"W	L30	94.19'	N06°49'23"W			
L11	8.50'	N00°20'16"E	L31	19.21'	N28°57'45"W			
L12	14.60'	S74°15'21"E	L32	25.74'	N65°34'30"W			
L13	77.42'	S79°07'37"E	L33	63.02'	N85°00'15"W			
L14	67.47'	S85°00'15"E	L34	79.55'	N79°07'37"W			
L15	40.80'	S65°34'30"E	L35	70.56'	N74°15'21"W			
L16	35.00'	S28°57'45"E	L36	40.69'	S89°30'53"W			
L17	99.12'	S06°49'23"E	L37	104.61'	N82°20'31"W			
L18	35.71'	S10°22'55"E	L38	29.57'	N66°10'22"W			
L19	79.45'	S00°01'58"W	L39	28.48'	N69°34'22"W			
L20	21.24'	S09°07'05"E	L40	27.80'	N74°37'22"W			

EASEMENT DETAIL

**WIMBERLEY INDEPENDENT SCHOOL DISTRICT
BOARD OF EDUCATION
WIMBERLEY, TEXAS**

Subject: Consideration and possible action regarding approval of a contract with Texas Air System for the WISD cooling tower refurbishment project.

Date: March 23, 2026

Presented by: Mike Doyle

Action

BACKGROUND INFORMATION

As part of the 2025 Bond Program, Wimberley ISD conducted comprehensive research to identify the vendor that would provide the best overall value to the District. Following this process, WISD has selected Texas Air System, for the WISD cooling tower refurbishment project.

The proposal from Texas Air System utilizes pricing available through the BuyBoard Purchasing Cooperative. By procuring through an approved BuyBoard contract, WISD ensures full compliance with applicable state procurement laws and District purchasing policies.

ADMINISTRATIVE RECOMMENDATION

Administration recommends that the Board approve the contract with Texas Air System for the WISD cooling tower refurbishment project.

BOARD ACTION REQUIRED

"I move that the Board approve the contract with Texas Air System for the WISD cooling tower refurbishment project, and delegate authority to the Superintendent or designee to negotiate and execute the contract, consistent with Board-approved budgets and procurement requirements."

**WIMBERLEY INDEPENDENT SCHOOL DISTRICT
BOARD OF EDUCATION
WIMBERLEY, TEXAS**

Subject: Consideration and possible action for the approval of purchasing student devices through Dell Technologies as part of the 2025 Bond Program.

Date: October 27, 2025

Presented by: Mike Doyle

Action

BACKGROUND INFORMATION

As part of the 2025 Bond program, Wimberley ISD has allocated funding for the purchase of student devices. In accordance with Board Policy CH (Local), the Board delegates to the Superintendent the authority to make budgeted purchases of goods or services. However, any individual budgeted purchase of \$100,000 or more—regardless of whether it is made through a competitive process—requires prior Board approval.

A quote was received from Dell Technologies, utilizing pricing through the DIR contract. WISD ensures compliance with procurement regulations by purchasing through DIR approved contracts.

ADMINISTRATIVE RECOMMENDATION

It is recommended that the District proceed with the purchase of student devices as presented. The quote is included for the Board’s review.

BOARD ACTION REQUIRED

“I move to approve the purchase of student devices through Dell Technologies as a part of the 2025 Bond Program.”

**WIMBERLEY INDEPENDENT SCHOOL DISTRICT
BOARD OF EDUCATION
WIMBERLEY, TEXAS**

Subject: Consideration and possible action regarding the approval of the purchase of additional school buses for the Wimberley ISD transportation fleet.

Date: March 23, 2026

Presented by: Mike Doyle

Action

BACKGROUND INFORMATION

As part of the 2025 Bond Program, Wimberley ISD voters approved funding to support improvements to district facilities, infrastructure, and operational resources, including the replacement and expansion of the District’s transportation fleet. The purchase of additional school buses was included within the approved bond plan to ensure that Wimberley ISD can continue to provide safe, reliable, and efficient transportation for students.

Regular evaluation of the District’s transportation fleet is necessary to address aging vehicles, maintain safety standards, and meet the growing transportation needs of the district. The planned purchase of additional buses will support these efforts by replacing older buses and strengthening the overall reliability and capacity of the fleet.

In accordance with Board Policy CH (Local), the Board delegates to the Superintendent the authority to make budgeted purchases of goods or services. However, any individual budgeted purchase of \$100,000 or more—regardless of whether it is made through a competitive process—requires prior Board approval.

Pricing for the buses has been obtained through an approved cooperative purchasing program to ensure compliance with all applicable state procurement requirements while securing competitive pricing for the District.

ADMINISTRATIVE RECOMMENDATION

It is recommended that the District proceed with the purchase of additional school buses for the Wimberley ISD transportation fleet. The quotes are included for the Board’s review.

BOARD ACTION REQUIRED

“I move to approve the purchase of additional school buses for the Wimberley ISD transportation fleet as a part of the 2025 Bond Program.”

**WIMBERLEY INDEPENDENT SCHOOL DISTRICT
BOARD OF EDUCATION
WIMBERLEY, TEXAS**

Subject: K-12 Math Textbook Adoption 2026 Date: March 23, 2026

Presented by: Greg Bonewald

Action

BACKGROUND INFORMATION

Instructional Materials Review and Approval (IMRA) cycles are designed to be cumulative, meaning every review cycle will expand to include more subjects and categories of instructional materials while still reviewing the subjects and categories from previous cycles. The 2025 Cycle included Mathematics K-12. The Wimberley ISD Math Adoption Committee consisted of 30 teachers/admin across our four campuses who worked collaboratively to determine the publishers that best meet the needs of our students and teachers. The full committee met on two occasions, and each campus held multiple additional meetings within their campus teams to formally review the IMRA approved materials against the WISD curriculum selection rubric. The recommendations of the committees are listed below:

BHP/JWE - SAVVAS EnVision+
DJH/WHS - McGraw Hill Texas Math

Information about IMRA, including details about the cycles, reviewers, and publishers, can be found at [State Board of Education \(SBOE\) IMRA](#).

ADMINISTRATIVE RECOMMENDATION

Approve as recommended.

BOARD ACTION REQUIRED

“I move that the Board Approve the K-12 Math Textbook Adoption for 26-27 School Year as Presented”

**WIMBERLEY INDEPENDENT SCHOOL DISTRICT
BOARD OF EDUCATION
WIMBERLEY, TEXAS**

Subject: Low Attendance Days Waiver

Date: March 23, 2026

Presenter: Greg Bonewald

Action

BACKGROUND INFORMATION

November 21, 2025, was originally scheduled to be a full day of school on the Friday before the Thanksgiving Break. The Wimberley High School Volleyball Team qualified for the UIL State Championship being played in Garland, Texas, approximately five hours from Wimberley when considering traffic. Our UIL appointed time slot was 6:00PM

Wimberley ISD has strong community support for our extracurricular events. In an effort to accommodate safe travel to the State Championship Volleyball match, we moved from a full day to a half-day of school (240 minutes of school). In spite of that accommodation, our attendance fell from our 95% attendance average down to 74.35% for this day. This low level of attendance has a negative impact on school funding, resulting in a net loss of \$18,530. Wimberley ISD is at the mercy of the UIL schedule, and as a result, we are set to lose almost \$20,000.

ADMINISTRATIVE RECOMMENDATION

Approve proposed Low Attendance Waiver for November 21, 2025. If approved, the Waiver will be submitted to TEA for consideration.

BOARD ACTION REQUIRED

“I move that the Board approve the Low Attendance Waiver for November 21, 2025 as presented”



Wimberley ISD

Excellence. Innovation. Service.

Monthly Financial Report

Reported on March 23, 2026

Financial Data through February 28, 2026




Wimberley ISD

Excellence. Innovation. Service.

Combined Balance Sheet Highlights

Total Cash & Investment Balances for all Governmental & Proprietary Funds	\$43,679,020
Total Cash & Investments - General Fund	\$22,606,077
Total Cash & Investments - Debt Service	\$19,083,846
Unaudited Ending General Fund Balance	\$21,000,892

Current position of the unaudited ending General Fund Balance is equivalent to 8.57 operating months



State of Revenues, Expenditures – General Fund

Revenue	\$29,580,784	95% of the budget revenue
Activity	\$15,209,698	49% of the overall revised budget expenditures




State of Revenues, Expenditures – Child Nutrition

Revenue	\$630,516	54% of budgeted revenue
Activity	\$674,339	58% of budgeted expenditures



State of Revenues, Expenditures – Debt Service

Revenue	\$11,779,447	90% of budgeted revenue
Activity	\$4,916,708	43% of budgeted expenditures



State of Revenues, Expenditures – Special Revenue


Revenue	\$1,416,460
Activity	\$1,347,300



State of Revenues, Expenditures – Enterprise Funds

	Blue Hole After School Program	Jacob's Well After School Program	Blue Hole PK Program
Revenue	\$148,351	\$76,906	\$283,230
Activity	\$65,231	\$38,783	\$228,386

Total net profit through the month - \$176,086



Wimberley ISD

Excellence. Innovation. Service.

Current Tax Collections

- Total Current Month Tax Collections:
 - \$5,249,320
- Total Fiscal Year to Date Tax Collection:
 - \$33,590,608
 - 87% of Levy
 - Previous year comparison
 - 93%
- Total Budgeted Tax Revenue
 - \$37,829,078
 - Percent of Budget Collected – 89%
 - Previous year comparison
 - 93%

Wimberley Independent School District
Combined Balance Sheet
for the Month Ending February 28, 2026
(Un-Audited)

	<u>General</u> <u>Fund</u>	<u>Child Nutrition</u> <u>Fund</u>	<u>Debt Service</u> <u>Fund</u>	<u>Special Revenue</u> <u>Funds</u>	<u>Enterprise</u> <u>Funds</u>	<u>Total</u>	
Assets:							
11XX	Cash and Cash Equivalents	\$ (631,114.00)	\$ 134,454.48	\$ 9,499.39	\$ 485,979.76	\$ 979,036.04	\$ 977,855.67
	Current Investments	23,237,191.25	328.00	19,074,346.91	389,097.90	200.00	42,701,164.06
	Total Cash and Investments	\$ 22,606,077.25	\$ 134,782.48	\$ 19,083,846.30	\$ 875,077.66	\$ 979,236.04	\$ 43,679,019.73
12XX	Property Taxes - Delinquent	1,402,836.00	-	450,506.00	-	-	1,853,342.00
	Allowance for Uncollectible Taxes	(140,284.00)	-	(45,053.00)	-	-	(185,337.00)
	Accrued Interest	0.04	-	817.59	-	-	817.63
	Due from State Agencies	3,401.45	43,243.93	-	112,459.59	-	159,104.97
	Due from other Governments	109,065.33	-	47,397.47	213.91	-	156,676.71
	Due from Other Funds	44,155.85	-	-	10,590.50	-	54,746.35
	Other Receivables	19,485.52	91,096.42	-	3,919.59	-	114,501.53
	Total Receivables	\$ 1,438,660.19	\$ 134,340.35	\$ 453,668.06	\$ 127,183.59	\$ -	\$ 2,153,852.19
13XX	Inventories	13,169.96	20,909.53	-	-	-	34,079.49
	Prepaid Items	-	-	-	-	-	-
	Other Current Assets	\$ 13,169.96	\$ 20,909.53	\$ -	\$ -	\$ -	\$ 34,079.49
	Total Current Assets	\$ 24,057,907.40	\$ 290,032.36	\$ 19,537,514.36	\$ 1,002,261.25	\$ 979,236.04	\$ 45,866,951.41
215X	Accounts Payable	\$ (2,320.75)	(304.68)	-	-	-	\$ (2,625.43)
	Other Liabilities	(5,962.63)	-	-	-	-	(5,962.63)
	Payroll Deductions and Withholdings	140,181.89	-	-	-	-	140,181.89
216X	Accrued Wages Payable	1,521,359.16	29,902.11	-	-	-	1,551,261.27
	Due to Debt Service	-	-	-	-	-	-
	Due to State Agencies	102,141.50	-	2,883.00	-	-	105,024.50
	Due to other Governments	357.32	-	2,541.67	68,615.91	14,392.00	85,906.90
22XX	Accrued Expenses	27,095.61	1,010.57	-	-	(137.18)	27,969.00
23XX	Deferred Revenues	11,611.49	5,710.00	-	12,436.80	7,400.00	37,158.29
	Deferred Inflows	1,262,552.00	-	405,453.00	-	-	1,668,005.00
	Total Liabilities	\$ 3,057,015.59	\$ 36,318.00	\$ 410,877.67	\$ 81,052.71	\$ 21,654.82	\$ 3,606,918.79
	Fund Balance/Equity						
	Reserved/Designated Fund Balance	9,617.00	252,919.33	3,448,613.06	-	-	3,711,149.39
3601	Reserved for Current Year	-	-	-	-	-	-
3602	Expenditures/Expenses	-	-	\$ -	-	-	-
3600	Unreserved Fund Balance/Fund Equity	\$ 20,991,274.81	795.03	15,678,023.63	921,208.54	957,581.22	38,548,883.23
	Total Fund Balance/Equity	\$ 21,000,891.81	\$ 253,714.36	\$ 19,126,636.69	\$ 921,208.54	\$ 957,581.22	\$ 42,260,032.62
	Total Liabilities and Fund Equity	\$ 24,057,907.40	\$ 290,032.36	\$ 19,537,514.36	\$ 1,002,261.25	\$ 979,236.04	\$ 45,866,951.41

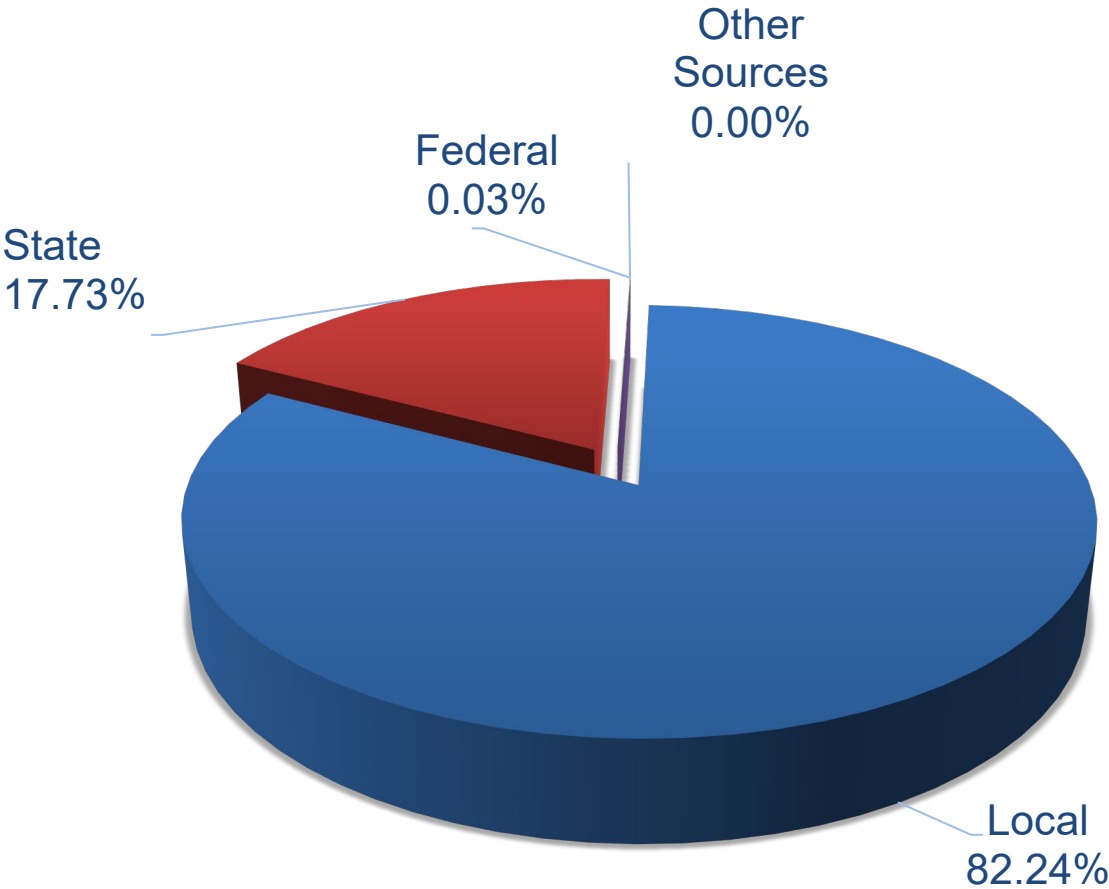
Wimberley Independent School District
Statement of Revenues, Expenditures, and Changes in Fund Balance
for the Month Ending February 28, 2026
(Un-Audited)

	GENERAL FUND						
	<u>Prior Year</u> <u>Actual Revenues/</u> <u>Expenditures</u>	<u>Original</u> <u>Budget</u>	<u>Revised</u> <u>Budget</u>	<u>Encumbrances</u>	<u>Current Year</u> <u>Actual Revenues/</u> <u>Expenditures</u>	<u>Unrealized/</u> <u>Unexpended</u> <u>Budget</u>	<u>Percentage</u> <u>Y-T-D</u>
Revenues:							
Local	\$ 24,321,397.65	\$ 27,252,646	\$ 27,277,949	\$ -	\$ 24,327,759.55	-2,950,189.45	89.18%
State	\$ 1,524,565.87	3,742,152	3,742,152	\$ -	\$ 5,244,040.73	1,501,888.73	140.13%
Federal	\$ 10,415.65	100,000	100,000	\$ -	\$ 8,984.00	-91,016.00	8.98%
Other Sources	\$ -	91,878	91,878	\$ -	\$ -	-91,878.00	0.00%
Total Revenues	\$ 25,856,379.17	\$ 31,186,676	\$ 31,211,979	\$ -	\$ 29,580,784.28	-1,631,194.72	94.77%
11-Instruction	\$ 7,822,664.49	16,281,916	16,275,955	127,124.29	8,478,577.42	7,670,253.29	52.09%
12-Library	\$ 125,792.66	244,035	244,035	4,879.49	120,122.23	119,033.28	49.22%
13-Prof Dev	\$ 35,803.16	137,146	137,146	13,485.00	42,254.74	81,406.26	30.81%
21-Instruct Admin	\$ 244,665.71	630,300	638,000	3,988.43	301,985.33	332,026.24	47.33%
23-Campus Admin	\$ 650,081.93	1,354,102	1,354,102	6,750.03	711,056.31	636,295.66	52.51%
31-Counselors	\$ 624,158.95	1,341,931	1,345,785	85,551.50	655,036.55	605,196.95	48.67%
33-Health Services	\$ 134,040.86	294,397	294,397	547.56	148,839.65	145,009.79	50.56%
34-Transportation	\$ 550,033.67	914,645	930,470	97,656.16	571,557.48	261,256.36	61.43%
36-Co-Curricular	\$ 769,188.17	1,398,148	1,398,148	6,668.95	781,824.70	609,654.35	55.92%
41-Gen Admin	\$ 818,897.44	1,489,375	1,484,375	14,817.71	775,263.23	694,294.06	52.23%
51-Maintenance	\$ 1,896,262.43	3,698,927	3,705,727	686,484.25	2,033,398.45	985,844.30	54.87%
52-Security	\$ 126,911.37	777,762	777,762	11,910.35	170,422.79	595,428.86	21.91%
53-Data Services	\$ 266,072.66	449,067	451,152	23,013.34	267,512.09	160,626.57	59.30%
81-Facilities Acquisition/Constr.	\$ -	-	36,420	36,419.83	\$ -	-	0.00%
91-Purchase of WADA-Chp 49	\$ -	1,568,375	1,568,375	-	\$ -	1,568,375.00	0.00%
99-Other Intergovernmental charge	\$ 225,115.58	316,600	316,600	-	\$ 151,860.57	164,739.43	47.97%
00-Other Uses	\$ -	21,000	21,000	-	\$ (13.59)	21,013.59	-0.06%
Total Expenditures and Other Uses	\$ 14,289,689.08	\$ 30,917,726	\$ 30,979,449	\$ 1,119,296.89	\$ 15,209,697.95	\$ 14,650,453.99	49.10%
Excess of Revenues Over (Under) Expenditures and Other Uses	\$ 11,566,690.09	\$ 268,950	\$ 232,530	(1,119,296.89)	\$ 14,371,086.33		
Fund Balance as of September 1, 2025		\$ 6,629,803	\$ 6,629,803	-	\$ 6,629,803.00		
Fund Balance Ending - Monthly Reporting Period		\$ 6,898,753	\$ 6,862,333	(1,119,296.89)	\$ 21,000,889.33		

Wimberley Independent School District
Detail of Expenditures & Other Uses(Program) - General Fund
for the Month Ending February 28, 2026
(Un-Audited)

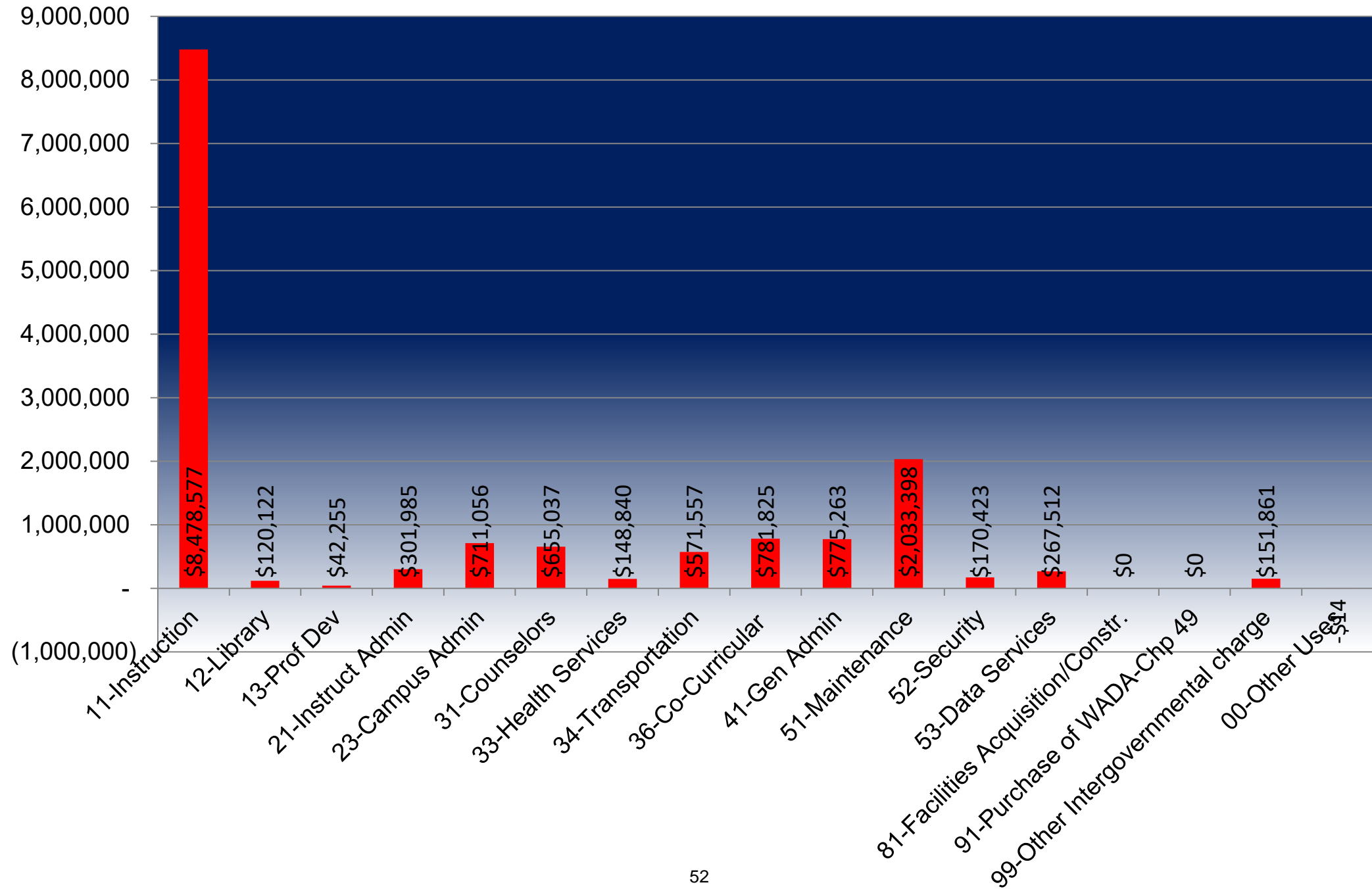
	GENERAL FUND						
	<u>Prior Year</u> <u>Actual Revenues/</u> <u>Expenditures</u>	<u>Original</u> <u>Budget</u>	<u>Revised</u> <u>Budget</u>	<u>Encumbrances</u>	<u>Current Year</u> <u>Actual Revenues/</u> <u>Expenditures</u>	<u>Unrealized/</u> <u>Unexpended/</u> <u>Budget</u>	<u>Percentage</u> <u>Y-T-D</u>
<i>Expenditures and Other Uses by Program Code:</i>							
11-Basic Educational Services	5,116,140.70	10,782,713	10,780,764	34,294.41	5,700,444.78	5,046,024.81	52.88%
21-Gifted and Talented	60,392.32	102,764	101,299	-	46,110.66	55,188.34	45.52%
22-Career and Technical	531,026.10	1,146,614	1,146,713	1,627.76	558,816.99	586,268.25	48.73%
23-Services to Students with Disabilities	1,619,471.57	3,779,722	3,782,227	179,435.61	1,829,715.44	1,773,075.95	48.38%
24-Accelerated Education	246,002.09	464,512	463,676	-	210,915.33	252,760.67	45.49%
25-Bilingual Education and Special Language	153,589.24	246,916	247,150	747.00	115,617.84	130,785.16	46.78%
28-Disciplinary Alternative Education (DAEP)	56,533.00	107,844	107,844	-	55,992.97	51,851.03	51.92%
33-Prekindergarten Special Education Services	71,991.42	108,669	103,569	280.00	49,050.53	54,238.47	47.36%
36-Early Education Allotment	106,608.53	173,995	173,995	-	89,234.20	84,760.80	51.29%
37-Dyslexia	53,627.31	123,685	123,286	-	73,413.16	49,872.84	59.55%
38-College, Career & Military Readiness	134,982.86	278,020	278,020	-	146,462.58	131,557.42	52.68%
43-Dyslexia - Special Education	126,508.89	242,545	245,344	150.00	124,737.55	120,456.45	50.84%
91-Athletics and Related Activities	649,705.24	1,155,270	1,154,070	5,720.81	670,630.75	477,718.44	58.11%
99-Undistributed	5,363,109.81	12,204,457	12,271,492	781,974.46	5,538,568.76	5,950,948.78	45.13%
Total Expenditures and Other Uses	14,289,689.08	30,917,726	30,979,449	1,004,230.05	15,209,711.54	14,765,507.41	49.10%

General Fund Revenues Collected Year to Date

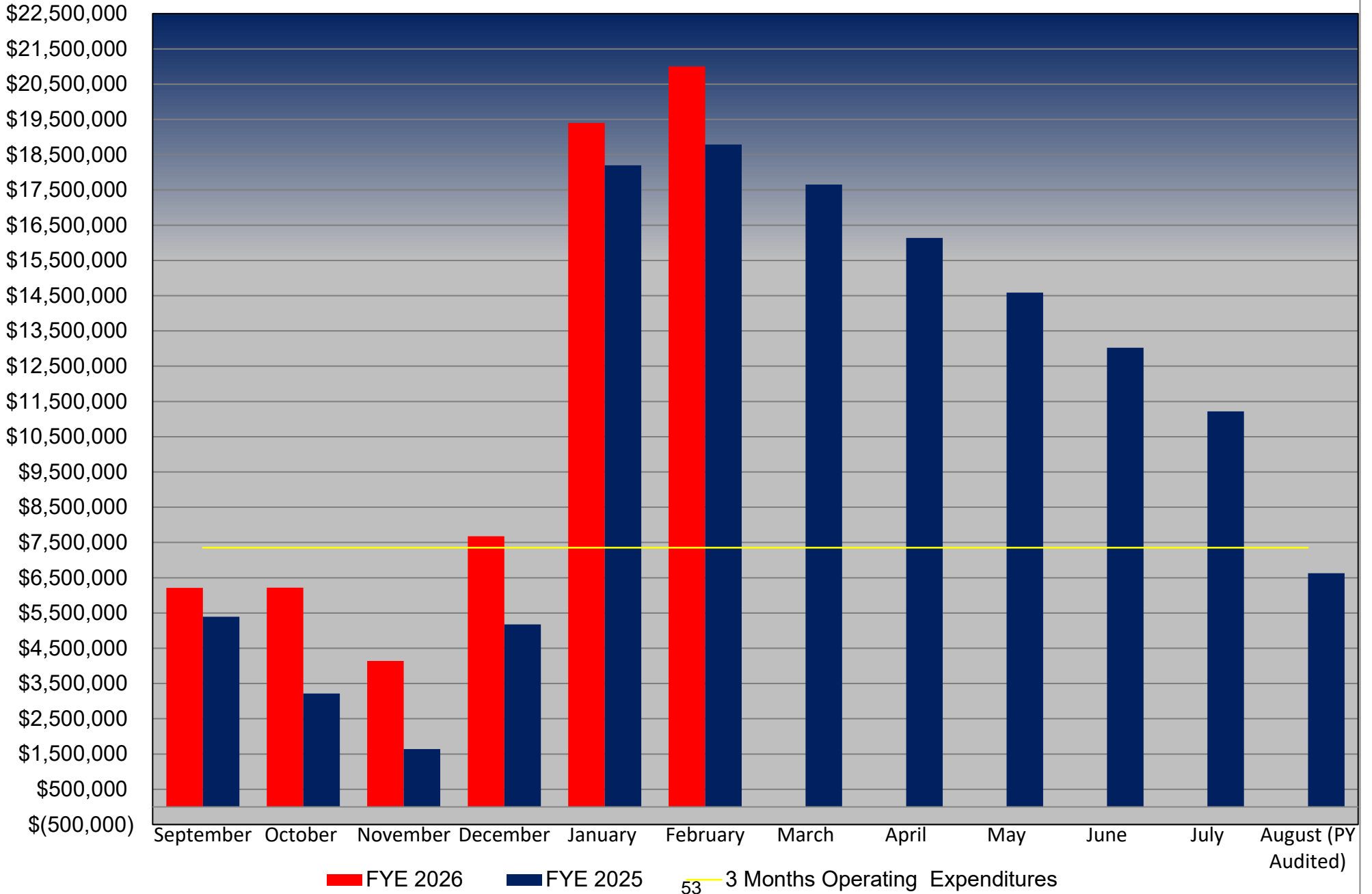


■ Local ■ State ■ Federal ■ Other Sources

General Fund Expenditures Year to Date



Fund Balance by Month



Wimberley Independent School District
Statement of Revenues, Expenditures, and Changes in Fund Balance
for the Month Ending February 28, 2026
(Un-Audited)

CHILD NUTRITION FUND

	<u>Prior Year</u> <u>Actual Revenues/</u> <u>Expenditures</u>	<u>Original</u> <u>Budget</u>	<u>Revised</u> <u>Budget</u>	<u>Current Year</u> <u>Actual Revenues/</u> <u>Expenditures</u>	<u>Unrealized/</u> <u>Unexpended</u> <u>Budget</u>	<u>Percentage</u> <u>Y-T-D</u>
Revenues and Other Resources:						
Local	\$ 402,640.34	\$ 585,508	\$ 585,508	\$ 388,045.27	\$ 197,462.73	66%
State	-	33,211	33,211	-	33,211.00	0%
Federal	238,270.83	527,351	527,351	242,470.29	284,880.71	46%
Other sources	-	21,000	21,000	-	21,000.00	0%
Total Revenues and Other Resources	\$ 640,911.17	\$ 1,167,070	\$ 1,167,070	\$ 630,515.56	\$ 536,554.44	54%
Expenditures and Other Uses:						
35-6100 Payroll	255,491.53	499,448	499,448	265,578.39	233,869.61	53%
35-6200 Professional and Contracted Services	5,237.86	5,500	5,500	2.41	5,497.59	0%
35-6300 Supplies & Materials	320,167.99	588,299	588,299	360,686.81	227,612.19	61%
52-6300 Supplies & Materials	-	-	-	-	-	0%
35-6400 Food Service Other Operating Expenses	10,569.30	14,100	14,100	3,375.84	10,724.16	24%
35-6600 Food Service Capital Expenses	3,714.00	60,500	60,500	44,695.20	15,804.80	74%
Total Expenditures	\$ 595,180.68	\$ 1,167,847	\$ 1,167,847	\$ 674,338.65	\$ 493,508.35	58%
Excess of Revenues and Other Resources Over (Under) Expenditures	\$ 45,730.49	\$ (777)	\$ (777)	\$ (43,823.09)		
Fund Balance as of September 1, 2025		297,537	297,537	297,537.00		
Fund Balance Ending - Monthly Reporting Period		\$ 296,760	\$ 296,760	\$ 253,713.91		

	Current				Current			
	Prior Year/Mo.	Year/Mo.	Increase/ (Decrease)	% Change	Prior Year/Mo.	Year/Day	Increase / (Decrease)	% Change
School Breakfast Program Meals Served: (Days)					18	18		
Free-Bkfst	1,607	1,494	(113)	-7%	89	83	(6)	-7%
Reduced-Bkfst	164	296	132	80%	9	16	7	N/A
Paid-Bkfst	1,788	1,192	(596)	-33%	99	66	(33)	-33%
Total	3,559	2,982	(577)	-16%	197	165	(32)	-16%
School Lunch Program Meals Served:								
Free-Lunch	5,885	5,611	(274)	-5%	327	312	(15)	-5%
Reduced-Lunch	470	959	489	104%	26	53	27	N/A
Paid-Lunch	11,812	12,025	213	2%	656	668	12	2%
Total	18,167	18,595	428	2%	1,009	1,033	24	2%
Grand Totals	21,726	21,577	(149)	-1%	1,206	1,198	(8)	-1%

	Prior Year/Mo.	Current Year/Mo.	Increase/(Decrease)	% Change
Number of Children approved for Free Meals	572	509	(63)	-11.0%
Number of Children approved for Reduced Meals	48	95	47	97.9%
Total	620	604	(16)	-2.6%

Wimberley Independent School District
Statement of Revenues, Expenditures, and Changes in Fund Balance
for the Month Ending February 28, 2026
(Un-Audited)

DEBT SERVICE FUND

	<u>Prior Year</u> <u>Actual Revenues/</u> <u>Expenditures</u>	<u>Original</u> <u>Budget</u>	<u>Revised</u> <u>Budget</u>	<u>Current Year</u> <u>Actual Revenues/</u> <u>Expenditures</u>	<u>Unrealized/</u> <u>Unexpended</u> <u>Budget</u>	<u>Percentage</u> <u>Y-T-D</u>
Revenues:						
Local Revenue						
Taxes, Current Year Levy	9,042,916.55	\$ 11,118,852	\$ 11,118,852	9,847,798.67	\$ 1,271,053.33	89%
Taxes, Prior Year	42,447.98	45,000	45,000	100,060.40	(55,060.40)	222%
Penalties, Interest and Other Tax Revenues	38,868.21	45,000	45,000	46,417.43	\$ (1,417.43)	103%
Earnings from Investments	234,242.63	450,000	450,000	299,866.57	150,133.43	67%
Miscellaneous Revenue	12.41	-	-	933.02	933.02	NA
Local Revenue	\$ 9,358,487.78	\$ 11,658,852	\$ 11,658,852	\$ 10,295,076.09	\$ 1,365,641.95	88%
State Revenue						
Additional State Aid for Homestead Exemption	\$ 512,224.00	\$ 572,301	\$ 1,484,371	\$ 1,484,371.00	-	100%
State Revenue	\$ 512,224.00	\$ 572,301	\$ 1,484,371	\$ 1,484,371.00	\$ -	100%
Other Sources						
Issuance of Bonds	\$ -	\$ -	\$ -	\$ -	-	NA
Operating Transfer In	\$ -	\$ -	\$ -	\$ -	-	NA
Bond Premium/Discount	\$ -	\$ -	\$ -	\$ -	-	NA
Other Source Revenue	\$ -	\$ -	\$ -	\$ -	\$ -	0%
Total Revenue	\$ 9,870,711.78	\$ 12,231,153.00	\$ 13,143,223.00	\$ 11,779,447.09	\$ 1,365,641.95	90%
Expenditures:						
71-6511 Bond Principal	-	1,610,000	1,610,000	-	1,610,000.00	0%
71-6511 Bond Principal - DFC	-	-	-	-	-	0%
71-6521 Interest on Bonds	1,553,970.86	9,831,817	9,831,817	4,915,908.36	4,915,908.64	50%
71-6599 Other Debt Service Fees	-	15,000	15,000	800.00	14,200.00	0%
71-89XX Other Uses Non-Op Exp.	-	-	-	-	-	0%
Total Expenditures	\$ 1,553,970.86	\$ 11,456,817	\$ 11,456,817	\$ 4,916,708.36	\$ 6,540,108.64	43%
Excess of Revenues Over (Under) Expenditures	\$ 8,316,740.92	\$ 774,336	\$ 1,686,406	\$ 6,862,738.73		
Fund Balance as of September 1, 2025		\$ 12,263,898	\$ 12,263,898	\$ 12,263,897.96		
Fund Balance Ending - Monthly Reporting Period		\$ 13,038,234	\$ 13,950,304	\$ 19,126,636.69		

Wimberley Independent School District
Statement of Revenues, Expenditures, and Changes in Fund Balance
for the Month Ending February 28, 2026
(Un-Audited)

SPECIAL REVENUE FUNDS

	<u>Prior Year</u> <u>Actual Revenues/</u> <u>Expenditures</u>	<u>Revised Budget</u>	<u>Current Year</u> <u>Actual Revenues/</u> <u>Expenditures</u>	<u>Unrealized/</u> <u>Unexpended</u> <u>Budget</u>	<u>Percentage</u> <u>Y-T-D</u>
Revenues:					
Local	\$ 600,703.94	\$ 1,223,014.24	\$ 727,954.76	\$ 495,059.48	60%
State	118,596.00	\$ 774,082.00	273,994.06	500,087.94	35%
Federal	4,090.00	\$ 917,007.00	414,511.40	502,495.60	45%
Total Revenues	\$ 723,389.94	\$ 2,914,103.24	\$ 1,416,460.22	\$ 1,497,643.02	49%
Expenditures:					
11-Instruction	164,005.06	970,420.76	564,281.30	559,830.64	58%
12-Library	-	-	-	-	NA
13-Prof Dev	-	42,543.00	22,986.24	19,556.76	54%
21-Instruct Admin	-	-	-	-	NA
23-School Leadership	-	13,868.00	6,911.53	6,956.47	50%
31-Counselors	-	95,853.00	18,479.91	77,373.09	19%
33-Health Services	455.92	8,853.39	1,598.58	7,821.12	18%
34-Transportation	-	-	-	-	NA
36-Co-Curricular	539,786.34	1,329,107.45	629,958.58	619,811.90	47%
41-Gen Admin	1,126.20	20,677.95	1,114.63	19,563.32	5%
51-Maintenance	-	-	-	-	NA
52-Security	-	591,149.00	101,968.81	489,180.19	17%
53-Data Services	-	-	-	-	NA
61-Community Service	-	-	-	-	NA
81-Facilities Acquisition/Constr	-	-	-	-	NA
99-Other Intergovernmental Charges	-	-	-	-	NA
00-Other Uses	-	-	-	-	NA
Total Expenditures	\$ 705,373.52	\$ 3,072,472.55	\$ 1,347,299.58	\$ 1,800,093.49	44%
Excess of Revenues					
Over (Under) Expenditures	\$ 18,016.42	\$ (158,369.31)	\$ 69,160.64		
Fund Balance September 1, 2025		\$ 852,051.04	\$ 852,051.04		
Fund Balance Ending - Monthly Reporting Period		\$ 693,681.73	\$ 921,211.68	\$ 227,529.95	

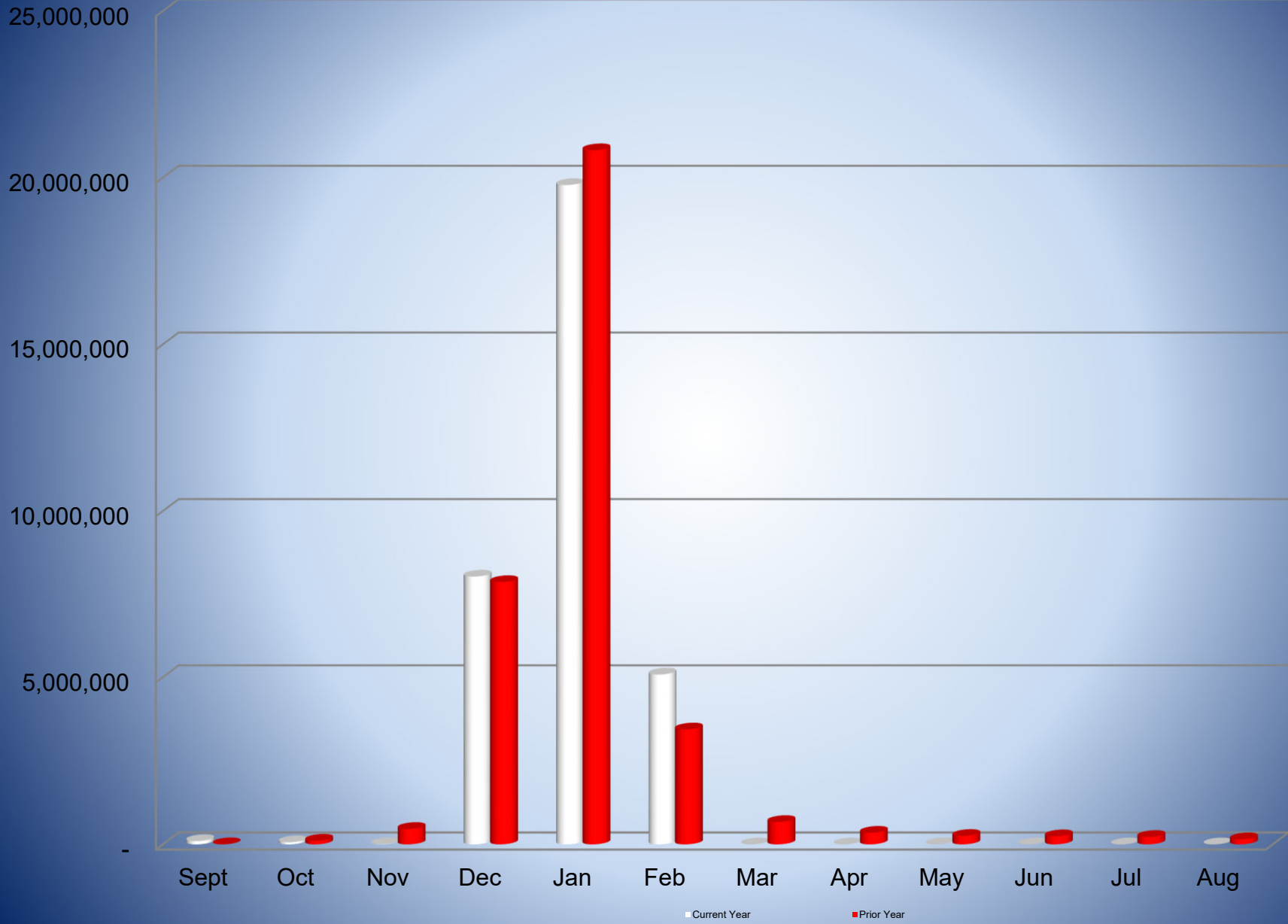
Wimberley Independent School District
Statement of Revenues, Expenses, and Changes in Equity
for the Month Ending February 28, 2026
(Un-Audited)

	ENTERPRISE FUNDS			
	<u>2025-26</u> <u>Blue Hole</u> <u>After School</u> <u>Program</u>	<u>2025-26</u> <u>Jacob's Well</u> <u>After School</u> <u>Program</u>	<u>2025-26</u> <u>Blue Hole</u> <u>Pre-K</u> <u>Program</u>	<u>2025-26</u> <u>Total Revenues/</u> <u>Expenses</u>
Revenues and Other Resources:				
Local	\$ 143,985.59	\$ 73,917.45	\$ 266,622.82	\$ 484,525.86
State	4,365.17	2,988.38	16,606.80	23,960.35
Other sources	-	-	-	-
Total Revenues and Other Resources	\$ 148,350.76	\$ 76,905.83	\$ 283,229.62	\$ 508,486.21
Expenses and Other Uses:				
6100 Payroll	62,111.39	37,561.40	228,385.78	328,058.57
6200 Professional and Contracted Services	-	-	-	-
6300 Supplies and Materials	3,119.62	1,221.87	-	4,341.49
6400 Other Operating Expenses	-	-	-	-
6600 Capital Outlay	-	-	-	-
8000-Other Uses	-	-	-	-
Total Expenses	\$ 65,231.01	\$ 38,783.27	\$ 228,385.78	\$ 332,400.06
Excess of Revenues and Other Resources Over (Under) Expenses	\$ 83,119.75	\$ 38,122.56	\$ 54,843.84	\$ 176,086.15
Fund Balance September 1, 2025	\$ 226,232.68	\$ 93,004.32	\$ 455,584.00	\$ 774,821.00
Fund Balance Ending - Monthly Reporting Period	\$ 309,352.43	\$ 131,126.88	\$ 510,427.84	\$ 950,907.15

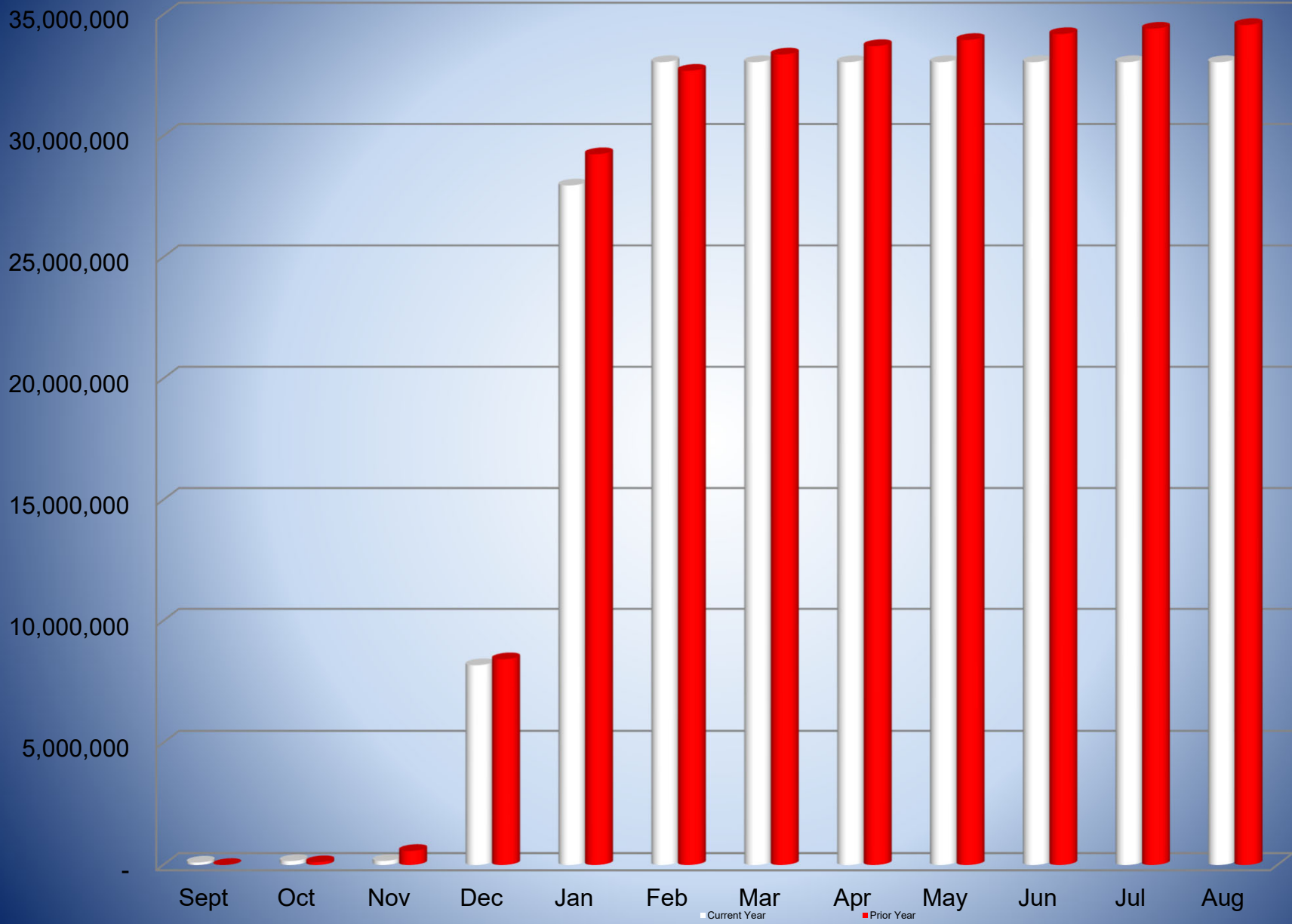
Wimberley Independent School District
Monthly Tax Collection Report
for the Month Ending February 28, 2026

	Prior Year 2024-2025				Current Year 2025-2026			
	General Fund	Debt Service Fund	Total	% of Levy	General Fund	Debt Service Fund	Total	% of Levy
Current Month Tax Collections:								
5711 Taxes-Current Year Tax Levy	\$ 2,487,436.05	\$ 951,388.18	\$ 3,438,824.23	10%	\$ 3,566,619.82	\$ 1,515,109.11	\$ 5,081,728.93	13%
5712 Taxes-Delinquent Collections	\$ 39,033.79	\$ 13,828.84	\$ 52,862.63		\$ 71,797.56	\$ 25,884.80	\$ 97,682.36	
5719 Penalties and Interest	\$ 49,154.79	\$ 18,463.49	\$ 67,618.28		\$ 50,303.80	\$ 19,604.78	\$ 69,908.58	
Total Current Month Collections	\$ 2,575,624.63	\$ 983,680.51	\$ 3,559,305.14		\$ 3,688,721.18	\$ 1,560,598.69	\$ 5,249,319.87	
Fiscal Year to Date Collections:								
5711 Taxes-Current Year Tax Levy	\$ 23,643,002.28	\$ 9,042,916.55	\$ 32,685,918.83	93%	\$ 23,193,745.29	\$ 9,847,798.67	\$ 33,041,543.96	87%
5712 Taxes-Delinquent Collections	\$ 124,664.60	\$ 42,447.98	\$ 167,112.58		\$ 276,124.04	\$ 100,060.40	\$ 376,184.44	
5719 Penalties and Interest	\$ 116,049.13	\$ 39,731.71	\$ 155,780.84		\$ 126,462.24	\$ 46,417.43	\$ 172,879.67	
Total Revenue Collected	\$ 23,883,716.01	\$ 9,125,096.24	\$ 33,008,812.25		23,596,331.57	9,994,276.50	33,590,608.07	
Total Budgeted Tax Revenue (Current, Delinquent, Penalty & Interest)	\$ 25,551,265.09	\$ 9,770,400.56	\$ 35,321,665.65		\$ 26,620,226.00	\$ 11,208,852.00	\$ 37,829,078.00	
Percentage of Budget Collected	93%	93%	93%		89%	89%	89%	

Month to Date Tax Collections Current Levy



Year to Date Tax Collections Current Levy



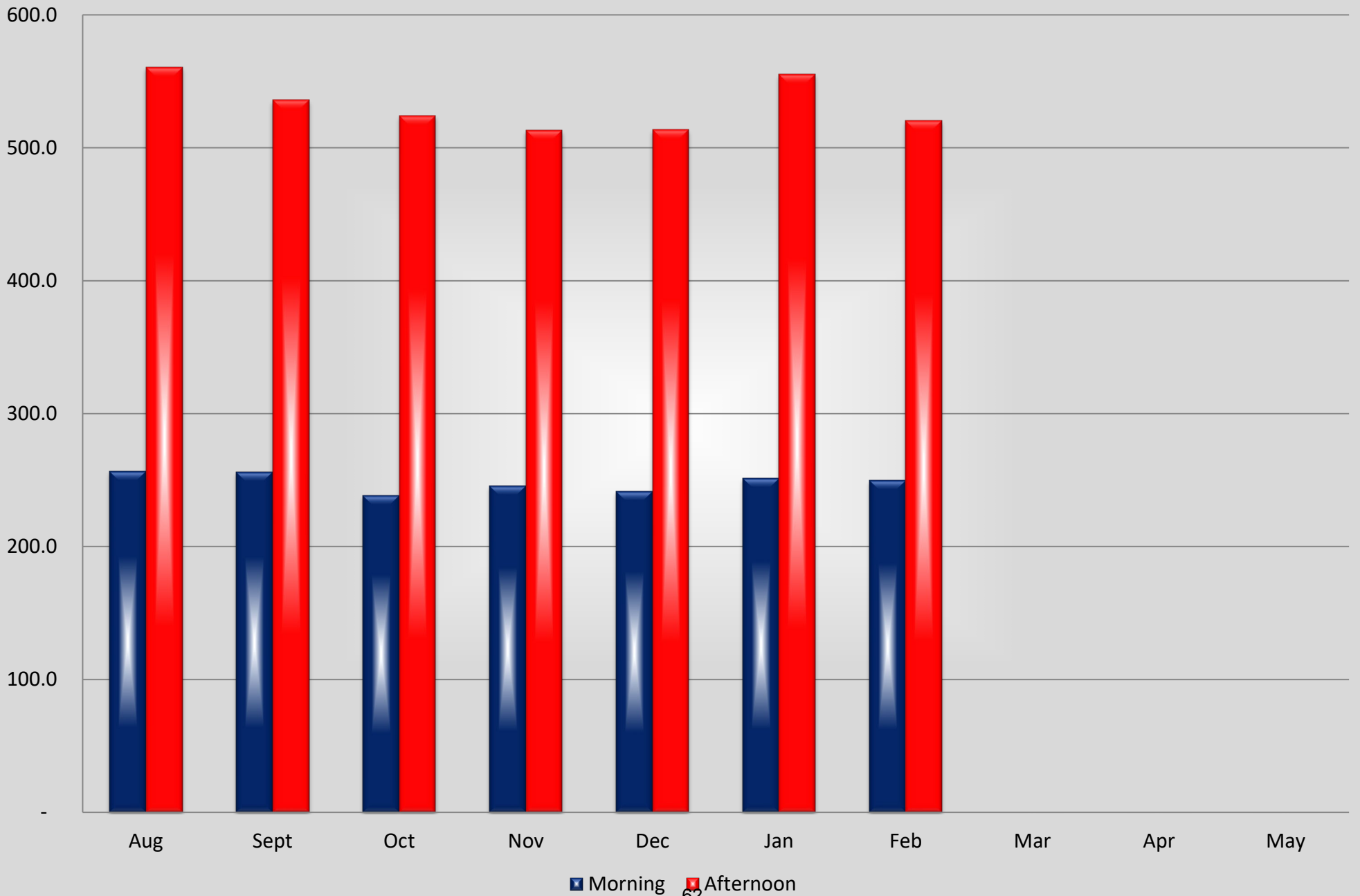
60

Wimberley Independent School District
Summary of Transportation - Student Riders
for the Month Ending February 28, 2026

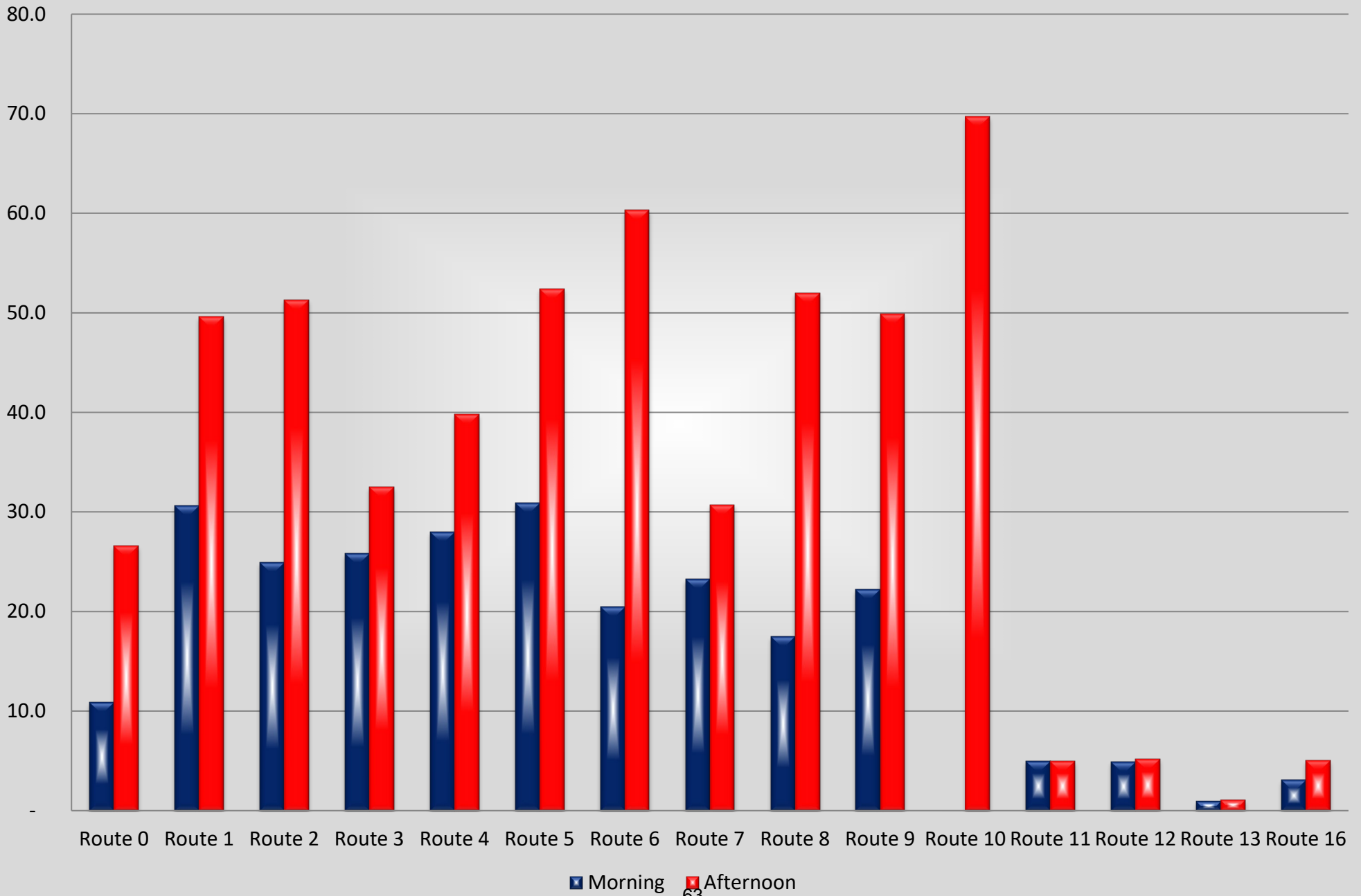
Morning:	Days:	12	21	20	15	14	16	18				116	Average	Daily	Annual
	Aug	Sept	Oct	Nov	Dec	Jan	Feb	Mar	Apr	May	Total	Ridership	Mileage	Mileage	
Route 0	135.0	183.0	170.0	146.0	143.0	219.0	265.0				1,261.0	10.9	31.00	2,500.00	
Route 1	398.0	695.0	587.0	451.0	407.0	487.0	532.0				3,557.0	30.7	41.00	3,401.00	
Route 2	312.0	549.0	508.0	373.0	337.0	398.0	411.0				2,888.0	24.9	35.00	2,937.00	
Route 3	331.0	581.0	538.0	389.0	357.0	380.0	419.0				2,995.0	25.8	38.00	3,107.00	
Route 4	351.0	649.0	614.0	435.0	345.0	416.0	437.0				3,247.0	28.0	38.00	3,052.00	
Route 5	349.0	619.0	569.0	428.0	411.0	547.0	659.0				3,582.0	30.9	41.00	3,393.00	
Route 6	247.0	488.0	372.0	338.0	285.0	318.0	325.0				2,373.0	20.5	34.00	2,772.00	
Route 7	320.0	468.0	387.0	353.0	304.0	393.0	471.0				2,696.0	23.2	35.00	2,848.00	
Route 8	179.0	357.0	339.0	250.0	243.0	307.0	353.0				2,028.0	17.5	20.00	1,654.00	
Route 9	285.0	497.0	399.0	302.0	358.0	347.0	385.0				2,573.0	22.2	31.00	2,526.00	
Route 10	-	-	-	-	-	-	-				-	-	0.00	0.00	
Route 11	62.0	108.0	104.0	79.0	76.0	75.0	75.0				579.0	5.0	22.00	1,930.00	
Route 12	59.0	106.0	94.0	73.0	61.0	77.0	101.0				571.0	4.9	37.00	3,110.00	
Route 13	13.0	17.0	20.0	12.0	14.0	16.0	18.0				110.0	0.9	50.00	4,101.00	
Route 16	39.0	62.0	69.0	55.0	42.0	45.0	45.0				357.0	3.1	16.00	1,395.00	
Route 17	-	-	-	-	-	-	-	-	-	-	-	-	-	0.00	
SS	-	-	-	-	-	-	-	-	-	-	-	-	-	0.00	
Total	3,080.0	5,379.0	4,770.0	3,684.0	3,383.0	4,025.0	4,496.0	-	-	-	28,817.0	248.4	469.00	38,726.00	
Average number of students	256.7	256.1	238.5	245.6	241.6	251.6	249.8	-	-	-	248.4				

Afternoon:	Aug	September	October	November	December	January	February	March	April	May	Total	Ridership	Mileage	Mileage
Route 0	328.0	532.0	502.0	360.0	345.0	484.0	533.0				3,084.0	26.6	29.00	2,405.00
Route 1	579.0	1,066.0	1,012.0	736.0	666.0	831.0	863.0				5,753.0	49.6	30.00	2,482.00
Route 2	604.0	1,106.0	1,056.0	813.0	712.0	814.0	847.0				5,952.0	51.3	29.00	2,314.00
Route 3	713.0	639.0	578.0	429.0	408.0	512.0	491.0				3,770.0	32.5	34.00	2,799.00
Route 4	496.0	903.0	850.0	628.0	536.0	598.0	604.0				4,615.0	39.8	32.00	2,338.00
Route 5	668.0	1,098.0	965.0	711.0	699.0	934.0	1,008.0				6,083.0	52.4	29.00	2,470.00
Route 6	709.0	1,272.0	1,204.0	871.0	849.0	1,043.0	1,049.0				6,997.0	60.3	32.00	2,306.00
Route 7	403.0	604.0	576.0	450.0	402.0	529.0	599.0				3,563.0	30.7	34.00	2,844.00
Route 8	595.0	1,121.0	1,037.0	771.0	727.0	885.0	898.0				6,034.0	52.0	24.00	1,871.00
Route 9	487.0	890.0	980.0	757.0	736.0	912.0	1,025.0				5,787.0	49.9	24.00	2,002.00
Route 10	951.0	1,662.0	1,389.0	936.0	905.0	1,071.0	1,171.0				8,085.0	69.7	20.00	1,881.00
Route 11	62.0	121.0	106.0	77.0	69.0	72.0	71.0				578.0	5.0	20.00	1,656.00
Route 12	69.0	117.0	107.0	74.0	54.0	84.0	100.0				605.0	5.2	46.00	3,610.00
Route 13	11.0	19.0	19.0	12.0	13.0	29.0	17.0				120.0	1.0	50.00	3,677.00
Route 16	53.0	106.0	102.0	74.0	71.0	87.0	89.0				582.0	5.0	27.00	2,377.00
Route 17	-	-	-	-	-	-	-	-	-	-	-	-	-	0.00
SS	-	-	-	-	-	-	-	-	-	-	-	-	-	0.00
Total	6,728.0	11,256.0	10,483.0	7,699.0	7,192.0	8,885.0	9,365.0	-	-	-	61,608.0	531.1	460.00	37,032.00
Average number of students	560.7	536.0	524.2	513.3	513.7	555.3	520.3	-	-	-	531.1			
Average daily mileage						61							929.00	

Total Average Number of Students



Average Ridership by Routes



Portfolio Investments Summary

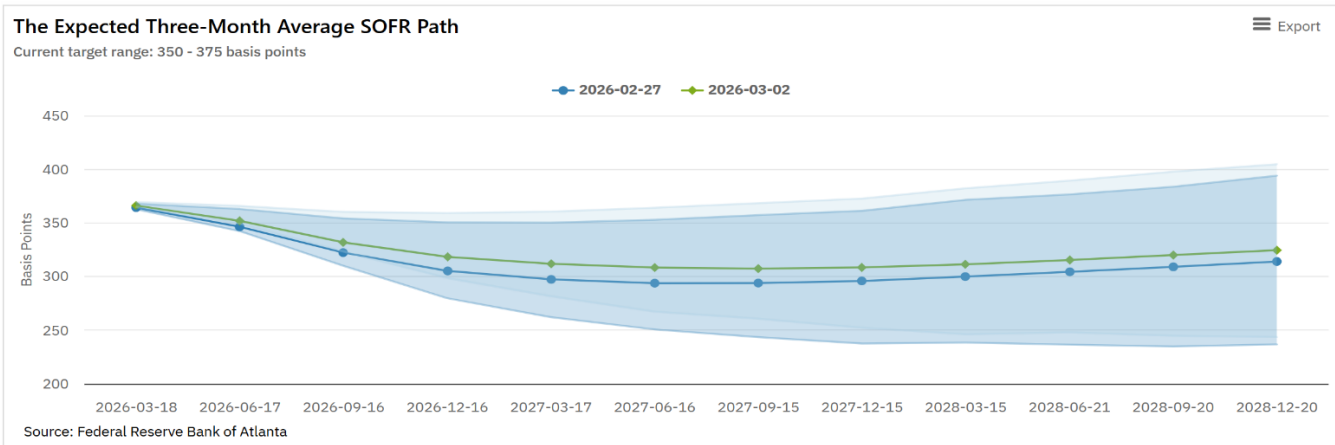
2nd Quarter Ending February 28, 2026

Market Commentary

The Federal Reserve closed out 2025 with a third consecutive 25-basis-point cut at its December meeting, bringing the target range down to 3.50%–3.75%. The move, approved in a 9–3 vote, reflected ongoing concern over labor market softening, though the split decision and updated projections signaled a higher bar for further reductions. The Fed’s December dot plot pointed to just one additional cut in 2026 and another in 2027, with the longer-run target settling around 3.00%. At its January 2026 meeting, the Fed held rates steady, with Chair Powell noting that the economy is entering the year on firm footing and that current rates are appropriate given progress toward both mandates. Two governors dissented in favor of a cut, underscoring the divide within the Committee.

Economic data continue to paint a mixed picture. Headline CPI eased to 2.4% year-over-year in January 2026, down from 2.7% in December, while core measures remain sticky—core PCE hovers near 2.8%, well above the Fed’s 2% target. The labor market showed tentative signs of stabilization early in the year: the unemployment rate ticked down to 4.3% in January from a cycle high of 4.6% in November, and initial reports of a pickup in hiring were encouraging, though 2025 was the weakest year for job creation outside of a recession since 2002. GDP growth in Q4 2025 came in at just 1.4% annualized, weighed down in part by the government shutdown that also delayed the release of key economic reports. Productivity growth, however, has been a bright spot, with gains accelerating in the second and third quarters of 2025, likely aided by broader adoption of artificial intelligence.

Looking ahead, the path for policy remains highly data-dependent. Markets are pricing in roughly two additional quarter-point cuts later in 2026, potentially beginning around mid-year, which would bring the target range toward 3.00%–3.25%. However, a number of crosscurrents complicate the outlook. Tariff-related price pressures have been more modest than feared but remain a risk, geopolitical tensions—including the ongoing U.S.–Iran conflict—have pushed oil prices higher and reignited inflation concerns, and the upcoming Fed leadership transition as Chair Powell’s term expires in May adds an additional layer of uncertainty. The February ISM Manufacturing report showed the prices-paid component surging to 70.5, a reminder that inflationary pressures have not fully dissipated. Upcoming employment and inflation prints will be critical in shaping expectations ahead of the March FOMC meeting.



Source: <https://www.atlantafed.org/cenfis/market-probability-tracker?d=1&s=qp> as of 3/4/2026

Strategy

We maintain our preference for a laddered portfolio approach as the most effective way to manage excess cash in the current environment. With the Fed now on pause after delivering 75 basis points of cuts in 2025, the focus shifts to capturing attractive yields across the curve while retaining the flexibility to adapt as the rate outlook evolves.

Bonds in the 1–2 year range continue to offer compelling value, with yields generally in the 3.25%–3.55% area depending on issuer and structure. Allocating into this segment of the curve allows portfolios to secure income at levels that may not persist if the Fed resumes easing later in the year, while still providing relatively near-term maturities that support liquidity needs.

Pairing near-term liquidity with measured duration extension positions portfolios to benefit from still-elevated short-to-intermediate yields without sacrificing the ability to respond to shifting economic conditions or changes in Fed policy direction.

In summary, a disciplined approach of gradually extending maturities while maintaining ample liquidity remains well-suited to the current backdrop. A laddered structure provides durability across a range of outcomes—whether the Fed resumes cutting sooner than expected or holds steady for an extended period—and ensures portfolios are positioned to take advantage of today’s yield environment as it continues to evolve.

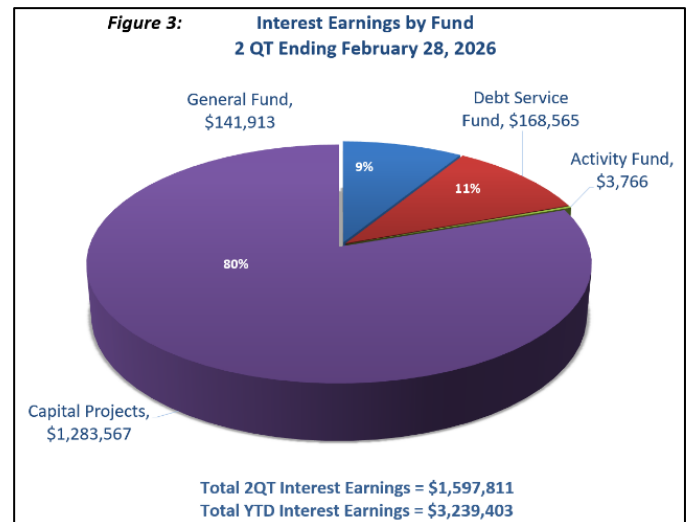
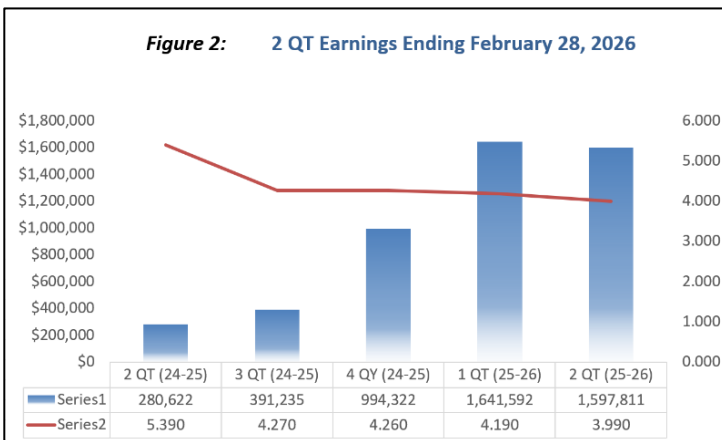
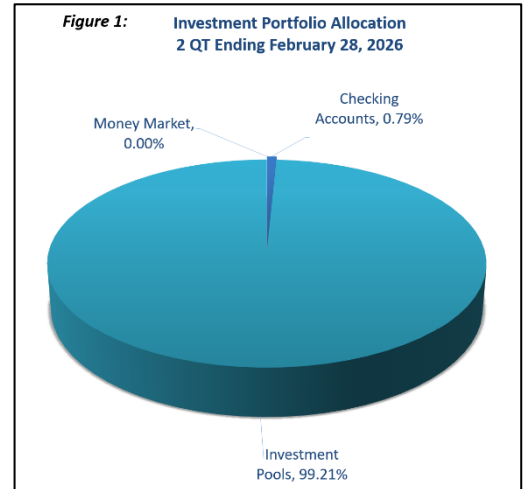
References

*Light, E. (3/4/2026). TCG – Quarterly Investment Update: 2 QT 2025-26.
Internal email communication*

Portfolio Performance

The 2nd Quarter total interest earnings were \$1,597,811 at an effective rate of return of 3.99% (See **Figure 2**). When allocated by fund, 9% correspond to the General Fund, 11% to the Debt Service and 80% to the Capital Projects Fund (See **Figure 3**). Earnings when compared to the same quarter a year ago, are \$1,317,189 more and the yield is 1.4 bps lower.

The Average Daily Balance was \$162.5M which was 3.4% more when compared to the previous quarter. **Figure 1** on the right shows the District’s investment portfolio asset allocation by investment type.





**Wimberley ISD
Portfolio Management
Portfolio Summary
February 28, 2026**

HUB Investment Partners LLC
900 S Capital of Texas Hwy
350
Austin, TX 78746
(512)600-5200

Investments	Par Value	Market Value	Book Value	% of Portfolio	Term	Days to Maturity	YTM 365 Equiv.
Checking Accounts	1,379,884.61	1,379,884.61	1,379,884.61	0.79	1	1	0.000
Investment Pools	173,692,252.63	173,692,252.63	173,692,252.63	99.21	1	1	3.830
Money Markets	685.41	685.41	685.41	0.00	1	1	3.290
	175,072,822.65	175,072,822.65	175,072,822.65	100.00%	1	1	3.800
Investments							
Cash and Accrued Interest							
Accrued Interest at Purchase		0.00	0.00				
Ending Accrued Interest		0.00	0.00				
Subtotal		0.00	0.00				
Total Cash and Investments Value	175,072,822.65	175,072,822.65	175,072,822.65		1	1	3.800

Total Earnings	February 28 Period Ending
Current Year	1,597,811.09
Average Daily Balance	162,547,051.79
Effective Rate of Return	3.99%

Michael Doyle, Chief Financial Officer



**Wimberley ISD
Fund ACT - Activity
Investments by Fund
February 28, 2026**

HUB Investment Partners LLC
900 S Capital of Texas Hwy
350
Austin, TX 78746
(512)600-5200

CUSIP	Investment #	Issuer	Purchase Date	Book Value	Par Value	Market Value	Current Rate	YTM 360	YTM 365	Maturity Days To Date Maturity
Checking Accounts										
1112	10400	Wells Fargo Bank	01/01/2019	472,060.87	472,060.87	472,060.87				1
Subtotal and Average				472,060.87	472,060.87	472,060.87		0.000	0.000	1
Investment Pools										
SYS10417	10441	LoneStar	03/06/2020	389,097.90	389,097.90	389,097.90	3.830	3.777	3.830	1
Subtotal and Average				389,097.90	389,097.90	389,097.90		3.778	3.830	1
Total Investments and Average				861,158.77	861,158.77	861,158.77		1.707	1.731	1

**Fund CP - Capital Projects
Investments by Fund
February 28, 2026**

CUSIP	Investment #	Issuer	Purchase Date	Book Value	Par Value	Market Value	Current Rate	YTM 360	YTM 365	Maturity Days To Date Maturity
Checking Accounts										
1112	10411	Wells Fargo Bank	01/01/2019	94,384.38	94,384.38	94,384.38				1
Subtotal and Average				94,384.38	94,384.38	94,384.38		0.000	0.000	1
Investment Pools										
SYS10417	10503	LoneStar	07/22/2025	131,444,046.56	131,444,046.56	131,444,046.56	3.830	3.777	3.830	1
Subtotal and Average				131,444,046.56	131,444,046.56	131,444,046.56		3.778	3.830	1
Total Investments and Average				131,538,430.94	131,538,430.94	131,538,430.94		3.775	3.827	1

**Fund IS - Interest and Sinking
Investments by Fund
February 28, 2026**

CUSIP	Investment #	Issuer	Purchase Date	Book Value	Par Value	Market Value	Current Rate	YTM 360	YTM 365	Maturity Days To Date Maturity
Checking Accounts										
1112	10412	Wells Fargo Bank	01/01/2019	8,958.76	8,958.76	8,958.76				1
Subtotal and Average				8,958.76	8,958.76	8,958.76		0.000	0.000	1
Investment Pools										
SYS10417	10433	LoneStar	01/01/2019	19,047,635.34	19,047,635.34	19,047,635.34	3.830	3.777	3.830	1
Subtotal and Average				19,047,635.34	19,047,635.34	19,047,635.34		3.778	3.830	1
Total Investments and Average				19,056,594.10	19,056,594.10	19,056,594.10		3.776	3.828	1

**Fund ACTPYB - Accounts Payable
Investments by Fund
February 28, 2026**

CUSIP	Investment #	Issuer	Purchase Date	Book Value	Par Value	Market Value	Current Rate	YTM 360	YTM 365	Maturity Days To Date Maturity
Checking Accounts										
1112	10414	Wells Fargo Bank	01/01/2019	235,201.26	235,201.26	235,201.26				1
Subtotal and Average				235,201.26	235,201.26	235,201.26		0.000	0.000	1
Total Investments and Average				235,201.26	235,201.26	235,201.26		0.000	0.000	1

**Fund GEN - General
Investments by Fund
February 28, 2026**

CUSIP	Investment #	Issuer	Purchase Date	Book Value	Par Value	Market Value	Current Rate	YTM 360	YTM 365	Maturity Days To Date Maturity
Checking Accounts										
1112	10413	Wells Fargo Bank	01/01/2019	0.00	0.00	0.00				1
Subtotal and Average				0.00	0.00	0.00		0.000	0.000	0
Investment Pools										
SYS10417	10432	LoneStar	01/01/2019	22,811,472.83	22,811,472.83	22,811,472.83	3.830	3.777	3.830	1
Subtotal and Average				22,811,472.83	22,811,472.83	22,811,472.83		3.778	3.830	1
Money Markets										
SCHWAB MM	10466	Charles Schwab Money Market	05/12/2021	144.78	144.78	144.78	3.290	3.244	3.290	1
Subtotal and Average				144.78	144.78	144.78		3.245	3.290	1
Total Investments and Average				22,811,617.61	22,811,617.61	22,811,617.61		3.778	3.830	1

**Fund PYRLL - Payroll
Investments by Fund
February 28, 2026**

CUSIP	Investment #	Issuer	Purchase Date	Book Value	Par Value	Market Value	Current Rate	YTM 360	YTM 365	Maturity Days To Date Maturity
Checking Accounts										
1112	10415	Wells Fargo Bank	01/01/2019	569,279.34	569,279.34	569,279.34				1
Subtotal and Average				569,279.34	569,279.34	569,279.34		0.000	0.000	1
Total Investments and Average				569,279.34	569,279.34	569,279.34		0.000	0.000	1

Fund CP2018 - Capital Projects 2018
Investments by Fund
February 28, 2026

CUSIP	Investment #	Issuer	Purchase Date	Book Value	Par Value	Market Value	Current Rate	YTM 360	YTM 365	Maturity Days To Date Maturity
Investment Pools										
SYS10417	10418	LoneStar	01/01/2019	0.00	0.00	0.00				1
Subtotal and Average				0.00	0.00	0.00		0.000	0.000	0
Total Investments and Average				0.00	0.00	0.00		0.000	0.000	0

**Fund DBTSRV - Debt Service
Investments by Fund
February 28, 2026**

CUSIP	Investment #	Issuer	Purchase Date	Book Value	Par Value	Market Value	Current Rate	YTM 360	YTM 365	Maturity Days To Date Maturity
Money Markets										
SCHWAB MM	10448	Charles Schwab Money Market	10/14/2020	540.63	540.63	540.63	3.290	3.244	3.290	1
Subtotal and Average				540.63	540.63	540.63		3.245	3.290	1
Total Investments and Average				540.63	540.63	540.63		3.245	3.290	1



**Wimberley ISD
Summary by Type
February 28, 2026
Grouped by Fund**

HUB Investment Partners LLC
900 S Capital of Texas Hwy
350
Austin, TX 78746
(512)600-5200

Security Type	Number of Investments	Par Value	Book Value	% of Portfolio	Average YTM 365	Average Days to Maturity
Fund: Activity						
Investment Pools	1	389,097.90	389,097.90	0.22	3.830	1
Checking Accounts	1	472,060.87	472,060.87	0.27	0.000	1
Subtotal	2	861,158.77	861,158.77	0.49	1.731	1
Fund: Accounts Payable						
Checking Accounts	1	235,201.26	235,201.26	0.13	0.000	1
Subtotal	1	235,201.26	235,201.26	0.13	0.000	1
Fund: Capital Projects						
Investment Pools	1	131,444,046.56	131,444,046.56	75.08	3.830	1
Checking Accounts	1	94,384.38	94,384.38	0.05	0.000	1
Subtotal	2	131,538,430.94	131,538,430.94	75.13	3.827	1
Fund: Capital Projects 2018						
Investment Pools	1	0.00	0.00	0.00	0.000	0
Subtotal	1	0.00	0.00	0.00	0.000	0
Fund: Debt Service						
Money Markets	1	540.63	540.63	0.00	3.290	1
Subtotal	1	540.63	540.63	0.00	3.290	1
Fund: General						
Money Markets	1	144.78	144.78	0.00	3.290	1
Investment Pools	1	22,811,472.83	22,811,472.83	13.03	3.830	1
Checking Accounts	1	0.00	0.00	0.00	0.000	0
Subtotal	3	22,811,617.61	22,811,617.61	13.03	3.830	1
Fund: Interest and Sinking						
Investment Pools	1	19,047,635.34	19,047,635.34	10.88	3.830	1
Checking Accounts	1	8,958.76	8,958.76	0.01	0.000	1
Subtotal	2	19,056,594.10	19,056,594.10	10.89	3.828	1

Wimberley ISD
Summary by Type
February 28, 2026
Grouped by Fund

Security Type	Number of Investments	Par Value	Book Value	% of Portfolio	Average YTM 365	Average Days to Maturity
Fund: Payroll						
Checking Accounts	1	569,279.34	569,279.34	0.33	0.000	1
Subtotal	1	569,279.34	569,279.34	0.33	0.000	1
Total and Average	13	175,072,822.65	175,072,822.65	100.00	3.800	1



Wimberley ISD
Cash Reconciliation Report
For the Period December 1, 2025 - February 28, 2026
Grouped by Fund

HUB Investment Partners LLC
 900 S Capital of Texas Hwy
 350
 Austin, TX 78746
 (512)600-5200

Trans. Date	Investment #	Fund	Trans. Type	Security ID	Par Value	Security Description	Maturity Date	Purchases	Interest	Redemptions	Cash
					0.00	No activity for selected period		0.00	0.00	0.00	0.00
							Subtotal	0.00	0.00	0.00	0.00
							Total	0.00	0.00	0.00	0.00



Wimberley ISD
Interest Earnings
Sorted by Fund - Maturity Date
December 1, 2025 - February 28, 2026
Yield on Beginning Book Value

HUB Investment Partners LLC
 900 S Capital of Texas Hwy
 350
 Austin, TX 78746
 (512)600-5200

CUSIP	Investment #	Fund	Security Type	Ending Par Value	Beginning Book Value	Ending Book Value	Maturity Date	Current Rate	Annualized Yield	Adjusted Interest Earnings		
										Interest Earned	Amortization/ Accretion	Adjusted Interest Earnings
Fund: Activity												
SYS10417	10441	ACT	RRP	389,097.90	441,368.77	389,097.90		3.830	3.461	3,766.13	0.00	3,766.13
1112	10400	ACT	PA1	472,060.87	494,151.20	472,060.87				0.00	0.00	0.00
			Subtotal	861,158.77	935,519.97	861,158.77			1.633	3,766.13	0.00	3,766.13
Fund: Accounts Payable												
1112	10414	ACTPYB	PA1	235,201.26	323,376.31	235,201.26				0.00	0.00	0.00
			Subtotal	235,201.26	323,376.31	235,201.26				0.00	0.00	0.00
Fund: Capital Projects												
SYS10417	10503	CP	RRP	131,444,046.56	133,166,596.34	131,444,046.56		3.830	3.909	1,283,567.22	0.00	1,283,567.22
1112	10411	CP	PA1	94,384.38	5.30	94,384.38				0.00	0.00	0.00
			Subtotal	131,538,430.94	133,166,601.64	131,538,430.94			3.909	1,283,567.22	0.00	1,283,567.22
Fund: Debt Service												
SCHWAB MM	10448	DBTSRV	RR2	540.63	535.99	540.63		3.290	3.511	4.64	0.00	4.64
			Subtotal	540.63	535.99	540.63			3.511	4.64	0.00	4.64
Fund: General												
SYS10417	10432	GEN	RRP	22,811,472.83	6,066,316.23	22,811,472.83		3.830	9.487	141,911.91	0.00	141,911.91
SCHWAB MM	10466	GEN	RR2	144.78	143.70	144.78		3.290	3.048	1.08	0.00	1.08
			Subtotal	22,811,617.61	6,066,459.93	22,811,617.61			9.487	141,912.99	0.00	141,912.99
Fund: Interest and Sinking												
SYS10417	10433	IS	RRP	19,047,635.34	12,454,425.69	19,047,635.34		3.830	5.489	168,560.11	0.00	168,560.11
1112	10412	IS	PA1	8,958.76	8,026.10	8,958.76				0.00	0.00	0.00
			Subtotal	19,056,594.10	12,462,451.79	19,056,594.10			5.485	168,560.11	0.00	168,560.11
Fund: Payroll												
1112	10415	PYRLL	PA1	569,279.34	525,233.91	569,279.34				0.00	0.00	0.00
			Subtotal	569,279.34	525,233.91	569,279.34				0.00	0.00	0.00

Wimberley ISD
Interest Earnings
December 1, 2025 - February 28, 2026

CUSIP	Investment #	Fund	Security Type	Ending Par Value	Beginning Book Value	Ending Book Value	Maturity Date	Current Rate	Annualized Yield	Adjusted Interest Earnings		
										Interest Earned	Amortization/ Accretion	Adjusted Interest Earnings
			Total	175,072,822.65	153,480,179.54	175,072,822.65			4.222	1,597,811.09	0.00	1,597,811.09



Wimberley ISD
Accrued Interest
Sorted by Fund - Maturity Date
December 1, 2025 - February 28, 2026

HUB Investment Partners LLC
 900 S Capital of Texas Hwy
 350
 Austin, TX 78746
 (512)600-5200

CUSIP	Investment #	Security Type	Par Value	Maturity Date	Current Rate	* Beginning Accrued Interest	Adjusted Acc'd Int. at Purchase During Period	Interest Earned	Interest Received	* Ending Accrued Interest
Activity										
1112	10400	PA1	472,060.87			0.00	0.00	0.00	0.00	0.00
SYS10417	10441	RRP	389,097.90		3.830	0.00	0.00	3,766.13	3,766.13	0.00
		Subtotal	861,158.77			0.00	0.00	3,766.13	3,766.13	0.00
Accounts Payable										
1112	10414	PA1	235,201.26			0.00	0.00	0.00	0.00	0.00
		Subtotal	235,201.26			0.00	0.00	0.00	0.00	0.00
Capital Projects										
1112	10411	PA1	94,384.38			0.00	0.00	0.00	0.00	0.00
SYS10417	10503	RRP	131,444,046.56		3.830	0.00	0.00	1,283,567.22	1,283,567.22	0.00
		Subtotal	131,538,430.94			0.00	0.00	1,283,567.22	1,283,567.22	0.00
Capital Projects 2018										
SYS10417	10418	RRP	0.00			0.00	0.00	0.00	0.00	0.00
		Subtotal	0.00			0.00	0.00	0.00	0.00	0.00
Debt Service										
SCHWAB MM	10448	RR2	540.63		3.290	0.00	0.00	4.64	4.64	0.00
		Subtotal	540.63			0.00	0.00	4.64	4.64	0.00
General										
1112	10413	PA1	0.00			0.00	0.00	0.00	0.00	0.00
SYS10417	10432	RRP	22,811,472.83		3.830	0.00	0.00	141,911.91	141,911.91	0.00
SCHWAB MM	10466	RR2	144.78		3.290	0.00	0.00	1.08	1.08	0.00
		Subtotal	22,811,617.61			0.00	0.00	141,912.99	141,912.99	0.00
Interest and Sinking										
1112	10412	PA1	8,958.76			0.00	0.00	0.00	0.00	0.00
SYS10417	10433	RRP	19,047,635.34		3.830	0.00	0.00	168,560.11	168,560.11	0.00
		Subtotal	19,056,594.10			0.00	0.00	168,560.11	168,560.11	0.00
Payroll										
1112	10415	PA1	569,279.34			0.00	0.00	0.00	0.00	0.00
		Subtotal	569,279.34			0.00	0.00	0.00	0.00	0.00

* Beginning Accrued may not include investments that redeemed in the previous month that had outstanding accrued interest. Ending Accrued includes outstanding purchase interest.



**Wimberley ISD
Credit Rating Report
February 28, 2026
Sorted by S&P - Maturity Date**

HUB Investment Partners LLC
900 S Capital of Texas Hwy
350
Austin, TX 78746
(512)600-5200

Investment #	Issuer	Security #	Purchase Principal	Book Value	Market Value	S&P Rating	Moody's Rating	Purchase Date	Maturity Date	Days To Maturity	Stated Rate	YTM	% of Total
10400	WF	1112	472,060.87	472,060.87	472,060.87	None	None	01/01/2019		1			0.27
10411	WF	1112	94,384.38	94,384.38	94,384.38	None	None	01/01/2019		1			0.05
10412	WF	1112	8,958.76	8,958.76	8,958.76	None	None	01/01/2019		1			0.01
10413	WF	1112	0.00	0.00	0.00	None	None	01/01/2019		1			0.00
10414	WF	1112	235,201.26	235,201.26	235,201.26	None	None	01/01/2019		1			0.13
10415	WF	1112	569,279.34	569,279.34	569,279.34	None	None	01/01/2019		1			0.33
10418	LNSTR	SYS10417	0.00	0.00	0.00	None	None	01/01/2019		1			0.00
10432	LNSTR	SYS10417	22,811,472.83	22,811,472.83	22,811,472.83	None	None	01/01/2019		1	3.830	3.830	13.03
10433	LNSTR	SYS10417	19,047,635.34	19,047,635.34	19,047,635.34	None	None	01/01/2019		1	3.830	3.830	10.88
10441	LNSTR	SYS10417	389,097.90	389,097.90	389,097.90	None	None	03/06/2020		1	3.830	3.830	0.22
10448	CS MM	SCHWAB	540.63	540.63	540.63	None	None	10/14/2020		1	3.290	3.290	0.00
10466	CS MM	SCHWAB	144.78	144.78	144.78	None	None	05/12/2021		1	3.290	3.290	0.00
10503	LNSTR	SYS10417	131,444,046.56	131,444,046.56	131,444,046.56	None	None	07/22/2025		1	3.830	3.830	75.08
SubTotal for No Specified Rating			175,072,822.65	175,072,822.65	175,072,822.65					1	3.800	3.800	100.00



Wimberley ISD
Texas Compliance Change in Val Report
Sorted by Fund
December 1, 2025 - February 28, 2026

HUB Investment Partners LLC
 900 S Capital of Texas Hwy
 350
 Austin, TX 78746
 (512)600-5200

Inv #	Issuer	Fund	Purch Date	Interest Accrual	Beginning Book Value	Purchases/ Additions	Redemptions	Change in Value	Ending Book Value
Cusip	Par Value	YTM	Mat Date	Interest Received	Beginning Market Value				Ending Market Value
Fund: Activity									
10400	WF	ACT	01/01/2019	0.00	494,151.20	370,589.81	392,680.14	-22,090.33	472,060.87
1112	472,060.87	0.000	/ /	0.00	494,151.20	370,589.81	392,680.14	-22,090.33	472,060.87
10441	LNSTR	ACT	03/06/2020	3,766.13	441,368.77	3,766.13	56,037.00	-52,270.87	389,097.90
SYS10417	389,097.90	3.830	/ /	3,766.13	441,368.77	3,766.13	56,037.00	-52,270.87	389,097.90
Sub Totals For: Fund: Activity				3,766.13	935,519.97	374,355.94	448,717.14	-74,361.20	861,158.77
				3,766.13	935,519.97	374,355.94	448,717.14	-74,361.20	861,158.77
Fund: Accounts Payable									
10414	WF	ACTPYB	01/01/2019	0.00	323,376.31	4,847,701.77	4,935,876.82	-88,175.05	235,201.26
1112	235,201.26	0.000	/ /	0.00	323,376.31	4,847,701.77	4,935,876.82	-88,175.05	235,201.26
Sub Totals For: Fund: Accounts Payable				0.00	323,376.31	4,847,701.77	4,935,876.82	-88,175.05	235,201.26
				0.00	323,376.31	4,847,701.77	4,935,876.82	-88,175.05	235,201.26
Fund: Bond Fund									
10431	CS MM	BOND	01/01/2019	0.00	0.00	0.00	0.00	0.00	0.00
SCHWAB MM	0.00	0.000	/ /	0.00	0.00	0.00	0.00	0.00	0.00
Sub Totals For: Fund: Bond Fund				0.00	0.00	0.00	0.00	0.00	0.00
				0.00	0.00	0.00	0.00	0.00	0.00
Fund: Capital Projects									
10411	WF	CP	01/01/2019	0.00	5.30	3,194,283.78	3,099,904.70	94,379.08	94,384.38
1112	94,384.38	0.000	/ /	0.00	5.30	3,194,283.78	3,099,904.70	94,379.08	94,384.38
10503	LNSTR	CP	07/22/2025	1,283,567.22	133,166,596.34	1,283,567.22	3,006,117.00	-1,722,549.78	131,444,046.56
SYS10417	131,444,046.56	3.830	/ /	1,283,567.22	133,166,596.34	1,283,567.22	3,006,117.00	-1,722,549.78	131,444,046.56
Sub Totals For: Fund: Capital Projects				1,283,567.22	133,166,601.64	4,477,851.00	6,106,021.70	-1,628,170.70	131,538,430.94
				1,283,567.22	133,166,601.64	4,477,851.00	6,106,021.70	-1,628,170.70	131,538,430.94

Wimberley ISD
Texas Compliance Change in Val Report
December 1, 2025 - February 28, 2026

Inv #	Issuer	Fund	Purch Date	Interest Accrual	Beginning Book Value				Ending Book Value
Cusip	Par Value	YTM	Mat Date	Interest Received	Beginning Market Value	Purchases/ Additions	Redemptions	Change in Value	Ending Market Value
Fund: Capital Projects 201									
10417	LNSTR	CP2016	01/01/2019	0.00	0.00	0.00	0.00	0.00	0.00
SYS10417	0.00	0.000	/ /	0.00	0.00	0.00	0.00	0.00	0.00
Sub Totals For: Fund: Capital Projects 201				0.00	0.00	0.00	0.00	0.00	0.00
				0.00	0.00	0.00	0.00	0.00	0.00
Fund: Capital Projects 201									
10418	LNSTR	CP2018	01/01/2019	0.00	0.00	0.00	0.00	0.00	0.00
SYS10417	0.00	0.000	/ /	0.00	0.00	0.00	0.00	0.00	0.00
Sub Totals For: Fund: Capital Projects 201				0.00	0.00	0.00	0.00	0.00	0.00
				0.00	0.00	0.00	0.00	0.00	0.00
Fund: Debt Service									
10448	CS MM	DBTSRV	10/14/2020	4.64	535.99	4.64	0.00	4.64	540.63
SCHWAB MM	540.63	3.290	/ /	4.64	535.99	4.64	0.00	4.64	540.63
Sub Totals For: Fund: Debt Service				4.64	535.99	4.64	0.00	4.64	540.63
				4.64	535.99	4.64	0.00	4.64	540.63
Fund: General									
10413	WF	GEN	01/01/2019	0.00	0.00	8,405,347.26	8,405,347.26	0.00	0.00
1112	0.00	0.000	/ /	0.00	0.00	8,405,347.26	8,405,347.26	0.00	0.00
10432	LNSTR	GEN	01/01/2019	141,911.91	6,066,316.23	25,352,222.60	8,607,066.00	16,745,156.60	22,811,472.83
SYS10417	22,811,472.83	3.830	/ /	141,911.91	6,066,316.23	25,352,222.60	8,607,066.00	16,745,156.60	22,811,472.83
10466	CS MM	GEN	05/12/2021	1.08	143.70	1.08	0.00	1.08	144.78
SCHWAB MM	144.78	3.290	/ /	1.08	143.70	1.08	0.00	1.08	144.78
Sub Totals For: Fund: General				141,912.99	6,066,459.93	33,757,570.94	17,012,413.26	16,745,157.68	22,811,617.61
				141,912.99	6,066,459.93	33,757,570.94	17,012,413.26	16,745,157.68	22,811,617.61
Fund: Interest and Sinking									
10412	WF	IS	01/01/2019	0.00	8,026.10	4,917,641.02	4,916,708.36	932.66	8,958.76
1112	8,958.76	0.000	/ /	0.00	8,026.10	4,917,641.02	4,916,708.36	932.66	8,958.76

Wimberley ISD
Texas Compliance Change in Val Report
December 1, 2025 - February 28, 2026

Inv #	Issuer	Fund	Purch Date	Interest Accrual	Beginning Book Value				Ending Book Value
Cusip	Par Value	YTM	Mat Date	Interest Received	Beginning Market Value	Purchases/ Additions	Redemptions	Change in Value	Ending Market Value
10433	LNSTR	IS	01/01/2019	168,560.11	12,454,425.69	11,509,917.65	4,916,708.00	6,593,209.65	19,047,635.34
SYS10417	19,047,635.34	3.830	/ /	168,560.11	12,454,425.69	11,509,917.65	4,916,708.00	6,593,209.65	19,047,635.34
Sub Totals For: Fund: Interest and Sinking				168,560.11	12,462,451.79	16,427,558.67	9,833,416.36	6,594,142.31	19,056,594.10
				168,560.11	12,462,451.79	16,427,558.67	9,833,416.36	6,594,142.31	19,056,594.10
Fund: Payroll									
10415	WF	PYRLL	01/01/2019	0.00	525,233.91	6,214,493.54	6,170,448.11	44,045.43	569,279.34
1112	569,279.34	0.000	/ /	0.00	525,233.91	6,214,493.54	6,170,448.11	44,045.43	569,279.34
Sub Totals For: Fund: Payroll				0.00	525,233.91	6,214,493.54	6,170,448.11	44,045.43	569,279.34
				0.00	525,233.91	6,214,493.54	6,170,448.11	44,045.43	569,279.34
Report Grand Totals:				1,597,811.09	153,480,179.54	66,099,536.50	44,506,893.39	21,592,643.11	175,072,822.65
				1,597,811.09	153,480,179.54	66,099,536.50	44,506,893.39	21,592,643.11	175,072,822.65

GLOSSARY	
PAR VALUE	The face value of investment.
MARKET VALUE	The face value multiplied by the market price. It is the last reported price from the report date.
BOOK VALUE	The cost of a bond, plus or minus adjustments for purchase discount or premium adjustments.
AMORTIZATION/ACCRETION	Amortization (accretion) is the process of reducing (increasing) the original cost of the investment on a daily basis in order to equal par value at maturity. Amortization calculations vary by investment type and the basis associated with the type of investment.
SECURITY TYPE DEFINITIONS	Security types are broad category of investments with similar characteristics and risk features such as agency securities, corporate bonds, municipal bonds, and money markets. Codes within the system are utilized to make calculations based on the underlying security. Security type labels are customizable.
ACP	Commercial Paper
FAC	Federal Agency Coupon Securities
PA1	Checking Accounts
RR2	Money Market Accounts
RRP	Investment Pools
TRC	Treasury Coupon Securities
PURCHASE PRINCIPAL	The original cost of the bond. Par value multiplied by purchase price.
PREMIUM/DISCOUNT	A bond with price below 100 is discount. A bond with price above 100 is premium.
ADJUSTED INTEREST EARNINGS	Net between interest earned and amortization/accretion adjustments within a report period.
EFFECTIVE RATE OF RETURN	Interest earnings adjusted for amortization of premiums and accretion for discounts plus any realized gain or loss divided by the average daily balance of the portfolio divided by 365 and then multiplied by the actual days in the report period.
YIELD TO MATURITY	The yield of an investment as of the purchase date assuming that the bond is held to maturity.
YTM 360	The yield is based on a hypothetical year that has only 360 days.
YTM 365	The yield is based on a 365-day year.
REMAINING COST	The original cost of an investment taking into consideration any partial sales or redemptions for the par value that remains.
STATED RATE	Coupon rate (yield the bond paid on its issue date).
CURRENT RATE	A bond's annual return based on its annual coupon payments and current price (as opposed to its original price or face).

Statement Disclosures

The information provided in this report was created by HUB Investment Partners utilizing data from your custodian that is considered reliable. HUB Investment Partners is relying on the information provided by your custodian; HUB Investment Partners has not audited or otherwise verified the accuracy of the methodology, calculations, or information in this report. As a result, the methodology, calculations, and information presented in the report are not guaranteed by HUB Investment Partners.

HUB Investment Partners is independent of your custodian.

You should consider the account statements received directly from your account custodian as the prevailing document for your account. Please review the information contained on this statement against the statement provided to you from the account custodian or product sponsor. The reported value on your account statement you received from the account custodian may differ from the reported value on this quarterly statement due to a variety of factors including the treatment of accrued income and dividends, rounding and other considerations. If there is any unexplained discrepancy between this statement and the account statement you received from the account custodian, please immediately contact HUB Investment Partners and/or your account custodian. Discrepancies should be reported to HUB Investment Partners via telephone at 512-600-5268.

The account portfolio or assets in the account are valued at the starting and ending points of the period. Cash flows are included in the calculation based on when they occurred during the period.

Performance data quoted represents past performance and does not guarantee future results. The investment return and principal of an investment will fluctuate so that an investor's shares when redeemed may be worth more or less than their original cost. All investments have investment risks such as fluctuation in investment principal including the complete loss of principal invested. The values represented in the report may not reflect the original cost of a client's initial investment. HUB Investment Partners standard reporting does not reflect reinvestment of dividends and other earnings in the performance numbers, unless the account holder specifically asks for inclusion of such earnings. Performance report calculations and figures should not be relied upon for tax purposes.

If you have any changes in your financial situation, risk tolerance, investment objectives or if you wish to impose or modify any reasonable restrictions on the management of your account(s), please contact HUB Investment Partners immediately. Also, please contact us if you would like a current copy of our Disclosure Document, which includes a description of the advisory services we offer.

This material is not intended to present an opinion on legal or tax matters. Please consult with your attorney or tax advisor and compare this document to your custodial statement for accuracy, as applicable.



FY2026-27

Budget Development



Wimberley ISD
Excellence. Innovation. Service.

Property Value Study (PVS) Update

- WISD – State Comptroller found local value to be valid and certified

	2023	2024	2025	2026	Difference
Preliminary T2 Property Value	\$3,667,943,097	\$3,637,640,672	\$3,640,643,838	\$3,695,253,495	1.48%
Certified T2 Property Values	\$3,670,764,700	\$3,640,643,838	\$3,711,199,258		1.94%
Difference	\$2,821,603	\$3,003,166	\$70,555,420		

- 2025 Certified T2 Property Value is Pending
- The State uses its own property value calculation to determine school funding, ensuring fairness across Texas districts.
- The District is using a conservative 1.5% growth estimate for 2026 to avoid overestimating revenue.
 - Will receive preliminary values from Hays CAD in April.
- Higher property values shift more funding responsibility locally and typically reduce state aid.



Enrollment and ADA Update

- As of the 4th six-weeks:
 - Enrollment = 2,635
 - Snapshot enrollment = 2,639
 - Difference of 4 less students
 - 2026-27 Projected Enrollment, as of February 2026 = 2,629
 - Difference of 10 less students when compared to Snapshot
- Total Average Refined ADA = 2406.578
- Average Student Attendance Rate = 95.059⁹¹%



Wimberley ISD
Excellence. Innovation. Service.

2026-27 Budget Development

- Budget development process has begun
- Campus and Department budget preparation worksheets have been released and meetings are on-going
- Campus and Department budgets are similar to current year
- Enrollment projections and staffing data are being analyzed on an on-going basis

CAMPUS	9/4/2025	TUITION	QUALIFIERS	NON-ENROLLED	CAMPUS	10/15/2025	TUITION	QUALIFIERS	NON-ENROLLED	CAMPUS	11/11/2025	TUITION	QUALIFIERS	NON-ENROLLED	CAMPUS	12/8/2025	TUITION	QUALIFIERS	CAMPUS	1/8/2026	TUITION	QUALIFIERS
BLUE HOLE PRIMARY					BLUE HOLE PRIMARY					BLUE HOLE PRIMARY					BLUE HOLE PRIMARY							
EE					EE					EE					EE				EE			
PK-3	46	21	24	1	PK-3	45	21	23	1	PK-3	45	20	24		PK-3	46	21	24	PK-3	45	20	25
PK-4	82	42	40		PK-4	84	45	39		PK-4	84	45	39		PK-4	84	45	39	PK-4	83	45	38
KG	154				KG	154				KG	152				KG	152			KG	153		
1ST	167				1ST	167				1ST	168				1ST	168			1ST	171		
2ND	164				2ND	163				2ND	163				2ND	164			2ND	165		
JACOBS WELL ELEM					JACOBS WELL ELM					JACOBS WELL ELEM					JACOBS WELL ELEM							
3RD	174				3RD	174				3RD	172				3RD	172			3RD	170		
4TH	197				4TH	197				4TH	197				4TH	197			4TH	197		
5TH	214				5TH	213				5TH	213				5TH	212			5TH	213		
DANFORTH JH					DANFORTH JH					DANFORTH JH					DANFORTH JH							
6TH	180				6TH	179				6TH	178				6TH	178			6TH	180		
7TH	207				7TH	207				7TH	206				7TH	207			7TH	207		
8TH	200				8TH	201				8TH	201				8TH	201			8TH	202		
WIMBERLEY HS					WIMBERLEY HS					WIMBERLEY HS					WIMBERLEY HS							
9TH	252				9TH	250				9TH	250				9TH	247			9TH	247		
10TH	191				10TH	189				10TH	191				10TH	189			10TH	193		
11TH	231				11TH	230				11TH	230				11TH	227			11TH	227		
12TH	191				12TH	190				12TH	191				12TH	188			12TH	188		

CAMPUS	2/3/2026	TUITION	QUALIFIERS	NON-ENROLLED	CAMPUS	3/11/2026	TUITION	QUALIFIERS	NON-ENROLLED
BLUE HOLE PRIMARY					BLUE HOLE PRIMARY				
EE	2				EE	3			
PK-3	45	20	24		PK-3	44	19	24	
PK-4	85	45	40		PK-4	87	46	41	
KG	152				KG	152			
1ST	172				1ST	172			
2ND	164				2ND	164			
JACOBS WELL ELEM					JACOBS WELL ELEM				
3RD	172				3RD	172			
4TH	200				4TH	200			
5TH	212				5TH	213			
DANFORTH JH					DANFORTH JH				
6TH	181				6TH	180			
7TH	203				7TH	204			
8TH	198				8TH	197			
WIMBERLEY HS					WIMBERLEY HS				
9TH	243				9TH	241			
10TH	196				10TH	193			
11TH	222				11TH	221			
12TH	178				12TH	179			

CAMPUS	1ST SIX WEEK	2ND SIX WEEKS	3RD SIX WEEKS	4TH SIX WEEKS	5TH SIX WEEKS	6TH SIX WEEKS	TOTAL ATTENDANCE
BLUE HOLE PRIMARY	96.48	96.02	93.94	94.26	end of 5th six weeks 4/2/2026		
JACOBS WELL ELEM.	97.11	96.47	95.51	95.75	end of 5th six weeks 4/2/2026		
DANFORTH JUNIOR HIGH	96.79	96.77	95.05	94.57	end of 5th six weeks 4/2/2026		
WIMBERLEY HIGH SCHOOL	95.92	95.35	93.97	94.57	end of 5th six weeks 4/2/2026		



Minutes of Regular Meeting

Board of Trustees

A Regular Meeting of the Board of Trustees of Wimberley Independent School District was held Monday, **Monday, February 9, 2026**, beginning at **6:00 PM** in the WISD Administration Building, 951 FM 2325, Wimberley, TX 78676.

1. Call the meeting to order and determine a quorum - The regular meeting of the Board of Trustees of the Wimberley Independent School District was called to order by Dr. Campbell at 6:00 p.m. A quorum was established with the following members present: Dr. Rob Campbell, Will Conley, Lindsey Deringer, Lexi Jones, Andrea Justus, and Ken Strange. Chad Canine: Absent

Administrators Present: Dr. Bonewald, Jason Valentine, Michael Doyle, Laurie Grisham, Christi Moller, Ryan Wilkes, Joseph Holzmann, SueAnna Thomas, and Marlyana Zachary
Directors Present: Allen Bruggman, Lori Pharis

The Pledge of Allegiance to the U.S. flag was led by the Board of Trustees. Dr. Campbell held a moment of reflection and the District's Vision, Mission and Goals were read.

2. Special Recognition – Presenter Dr. Bonewald Recognized the National Board Certified Teachers: Brannon Gilley and Laquita Sellers for earning their National Board Certification and thanked them for their dedication, professionalism, and continued commitment to student success.
3. PUBLIC FORUM – Mrs. Susan Raybuck addressed the Board regarding Agenda Item 6.F, Senate Bill 11. She shared her views regarding the Board's vote on the alternative resolution.
4. Public Hearing
 - A. Strategic Plan Update: Priority 1 Empower Student Excellence, TX Academic Performance Report Mr. Valentine presented the 2024-2025 Texas Academic Performance Report (TAPR), outlining district accreditation status, accountability ratings, student performance data, attendance and graduation rates, College, Career, and Military Readiness (CCMR), staffing demographics, and safety and compliance information. The presentation highlighted that Wimberley ISD remains fully accredited, earned a "B" accountability rating, and continues to perform above the state in multiple academic performance areas, with strong attendance, low chronic absenteeism, and positive postsecondary outcomes.
5. Information Items
 - A. Bond Update: AG|CM and O'Connell Robertson.

AG|CM, Inc. provided an update on the 2025 Bond Program, including recent project activities, budget status, construction schedules, and upcoming board actions. The presentation highlighted completed and ongoing work across multiple campuses, revisions resulting in cost savings for the WHS Band Practice Field project, and progress on bid packages for campus safety, infrastructure, and technology improvements. Budget updates

Regular Board Meeting
February 9, 2026

reflected expenditures and commitments to date, with design approximately 70% complete and construction for several bid packages scheduled to begin in Spring 2026. Upcoming items requiring board consideration were also outlined

6. Action Items

- A. Consideration and Possible Action Regarding Ranking/Selection of Contractors for Bid Package 6 Projects (Multicampus Improvements), Including Possible Delegation of Authority to the Superintendent or Designee to Negotiate and Execute a Contract. I move that the Board approve the ranking of the Contractors for Bid Package 6 (Multicampus Improvements) as presented, and further authorize the Superintendent or his designee to negotiate a contract with the top-ranked contractor and if a contract cannot be reached then to terminate negotiations and move on to the next ranked and so on until a contract can be executed that is consistent with Board approved budgets and procurement requirements and in a form approved by legal counsel. This motion, made by Andrea Justus and seconded by Lexi Jones.

Passed. Yea: 6, Nay: 0, Absent: 1

- B. Consider and possible action regarding Guaranteed Maximum Price #1 with Bartlett Cocke for the new band practice field portion of the Wimberley High School Danforth JHS Renovations Project, including possible delegation of authority to the Superintendent or designee to finalize negotiations and execute same.

I move that the Board approve the Guaranteed Maximum Price #1 with Bartlett Cocke for the Wimberley High School Danforth JHS Renovations Project, as presented by Administration, and further delegate authority to the Superintendent to finalize any negotiations related to the Guaranteed Maximum Price (GMP) Amendment #1 and execute the GMP Amendment in a form approved by legal counsel. This motion, made by Lindsey Deringer and seconded by Lexi Jones.

Passed. Yea: 6, Nay: 0, Absent: 1

- C. Consider the approval of the contract with Musco Sports Lighting, LLC. for the Texan Stadium lighting replacement.

I move that the Board approve the contract with Musco Sports Lighting, LLC for the Texan Stadium lighting replacement, and delegate authority to the Superintendent or designee to negotiate and execute the contract, consistent with Board-approved budgets and procurement requirements. This motion, made by Lexi Jones and seconded by Ken Strange. Passed. Yea: 6, Nay: 0, Absent: 1

- D. Discuss and Consider Approval of the High School Course Book Principal Ryan Wilkes presented the updates to the Wimberley High School 2026-2027 Course Guide focused on expanding academic and career pathways, increasing AP and college-credit opportunities, strengthening CCMR alignment, and improving clarity and accessibility for students and families. Administration recommended approval of the Course Guide as presented.

I move that the Board of Trustees approve the 2026-2027 Course Guide and course guide revisions as presented. This motion, made by Ken Strange and seconded by Will Conley. Passed. Yea: 6, Nay: 0, Absent: 1

- E. Discuss and Consider the Winter 2026 Wimberley ISD Library Book Order Mr. Valentine presented the Winter 2026 Wimberley ISD Library Book Order, developed in accordance with SB 13 and EFB(LOCAL). The proposed list includes reviewed titles from professional sources and student requests, with an emphasis on current and accurate nonfiction materials. The list was publicly posted for the required 30-day review period on

Regular Board Meeting
February 9, 2026

campus and district websites. Administration recommended approval of the book order as presented.

I move that we approve the Winter 2026 WISD Library Book Order as presented. This motion, made by Lexi Jones and seconded by Lindsey Deringer.

Passed. Yea: 6, Nay: 0, Absent: 1

- F. Discuss and Consider Senate Bill 11 Resolution Mr. Valentine presented information regarding Senate Bill 11 (SB 11) and Texas Education Code §25.0823, which requires the Board of Trustees to take a recorded vote by March 1, 2026, on whether to adopt a resolution establishing a voluntary daily prayer period on district campuses. The presentation outlined the legal framework, optional nature of adoption, and requirements associated with implementation if adopted, as well as existing protections for individual student prayer under current law.

I move that the Board decline to adopt a resolution described by Section 25.0823(a-1) of the Texas Education Code and further move to adopt the Resolution Affirming Our Constitutional and Legal Right to Choose to Pray in School as presented and attach said resolution to the minutes of this meeting. This motion, made by Ken Strange and seconded by Andrea Justus.

Passed. Yea: 6, Nay: 0, Absent: 1

7. CFO's Report - Chief Financial Officer, Michael Doyle presented the January 2026 Monthly Financial Report, providing an overview of the District's financial position, including cash and investment balances, revenue and expenditure activity across all funds, tax collections, and fund balance status. The report reflected stable financial operations, continued monitoring of expenditures, and compliance with budget expectations through January 31, 2026

8. Superintendent's Report

Dr. Bonewald presented the Superintendent's Report, highlighting recent student and staff recognitions, including Tina Hawkes as the January Texan of the Month. He shared updates on student achievements in academics, athletics, fine arts, and extracurricular activities, including UIL academic success, state swim qualifiers, band and choir regional qualifiers, and student-athlete college signings. Dr. Bonewald also noted student community service efforts, participation in the livestock show, and a field experience visit to Tesla Giga Texas by engineering students. Additional updates included new district athletic alignment and football scheduling, recognition of National School Counseling Week, introduction of Danforth Junior High's new School Resource Officer, and the recent ribbon cutting for the FM 2325 sidewalk project.

9. Consent Agenda - Presiding Officer

Motion to approve the consent agenda as presented excluding items 9.B and 9.C. This motion, made by Ken Strange and seconded by Will Conley.

Passed. Yea: 6, Nay: 0, Absent: 1

I motion to approve item 9.B as presented. This motion, made by Lexi Jones and seconded by Lindsey Deringer.

Passed. Yea: 5, Nay: 0, Absent: 1, Abstain (With Conflict): 1 Will Conley: Abstain (With Conflict)

I motion that we approve item 9.C as presented. This motion, made by Lindsey Deringer and seconded by Ken Strange.

Passed. Yea: 4, Nay: 0, Absent: 1, Abstain (With Conflict): 2 Chad Canine: Absent, Will Conley: Abstain (With Conflict), Andrea Justus: Abstain (With Conflict)

Regular Board Meeting
February 9, 2026

- A. Student Enrollment and Attendance
 - B. Minutes of the Regular Meeting - January 12, 2026
 - C. Minutes of the Called Meeting - January 29, 2026
 - D. 2026-2027 District Calendar
 - E. Approve Resolution Regarding Wage Payments During Emergency School Closing
 - F. 2026-2027 Professional Development Minutes Waiver
 - G. Budget Amendment No. 3
10. Closed Session -The Board adjourned into closed session at 7:29 p.m. pursuant to Texas Government Code Section: 551.071 et seq.
- A. Deliberation Regarding Security Devices or Security Audits. *Texas Gov't Code §551.076 and §551.089*
 - B. Personnel Matters. *Texas Gov't Code §551.074*
 - 1) New hires/terminations/employee discipline
 - 2) Consider one-year extension of District and Campus Administrator Contracts
 - C. Deliberation Regarding Real Property. *Texas Gov't Code §551.072*
 - D. Consultation with Attorney. *Texas Gov't Code §551.071*
11. The Board will reconvene and take possible action on items discussed in executive session - The Board reconvened at 8:01p.m.
Motion to approve the extension of District and Campus Administrator Contracts as presented. This motion, made by Ken Strange and seconded by Lindsey Deringer,
Passed. Yea: 6, Nay: 0, Absent: 1
12. Prepare for next meeting - The next regular meeting is scheduled for March 23, 2026.
13. Adjourn - Presiding Officer
There being no further business to discuss, motion to adjourn at 8:02 p.m. This motion, made by Ken Strange and seconded by Lexi Jones,
Passed. Yea: 6, Nay: 0, Absent: 1

Chad Canine, Secretary

Dr. Rob Campbell, President



Minutes of Team Building

Board of Trustees

A Special Meeting of the Board of Trustees of Wimberley Independent School District was held Monday, **Monday, February 23, 2026**, beginning at **5:30 PM** in the WISD Administration Building, 951 FM 2325, Wimberley, TX 78676.

1. Call the Meeting to Order and Determine a Quorum - Presiding Officer
The regular meeting of the Board of Trustees of the Wimberley Independent School District was called to order by Dr. Campbell at 6:30 p.m. A quorum was established with the following members present: Dr. Rob Campbell, Chad Canine, Will Conley, Lindsey Deringer, Andrea Justus, Ken Strange and Lexi Jones
2. Public Forum - No individual(s) requested to address the Board during Public Forum
3. Information
 - A. WISD Board Team Building Training as Required by Statute

The Board participated in a team-building session that included a review of the district's library and classroom library material selection guidelines. Administration presented the purpose and scope of the policy, which outlines the criteria and processes used to select and maintain instructional and library materials in compliance with Senate Bill 13 and WISD Board policies.

The presentation reviewed applicable policies related to instructional resources and teaching about controversial issues, and outlined the selection criteria used for library materials, including instructional alignment, student interests and needs, developmental appropriateness, literary or artistic merit, and accuracy of information.

Administration also reviewed procedures for the public review of new library materials prior to Board approval, expectations for classroom libraries, and the process for challenging library materials. The Board received information regarding the role of the campus challenge committee and the periodic review of collection development procedures to ensure continued alignment with state law and district policy.

4. Closed Session - Presiding Officer- No closed session for this meeting.
5. Adjourn - Presiding Officer
There being no further business to discuss, motion to adjourn at 8:30 p.m. This motion, made by Ken Strange and seconded by Andrea Justus, Passed. Yea: 7, Nay: 0

Chad Canine, Secretary

Dr. Rob Campbell, President

**WIMBERLEY INDEPENDENT SCHOOL DISTRICT
BOARD OF EDUCATION
WIMBERLEY, TEXAS**

Subject: Approval of Board Meeting Date Changes for the 2026-2027 School Year

Date: 03/23/2026

Presenter: Dr. Greg Bonewald

Consent

BACKGROUND INFORMATION

Administration is recommending adjustments to the 2026–2027 Board of Trustees meeting calendar. The proposed changes are necessary to accommodate scheduling conflicts, holidays, and district operational needs to ensure adequate preparation time and trustee availability.

The revised meeting dates for the 2026–2027 school year are outlined in the attached document.

ADMINISTRATIVE RECOMMENDATION

Administration recommends approval of the revised Board of Trustees meeting dates for the 2026–2027 school year as presented.

BOARD ACTION REQUIRED

Approve as recommended



2026-2027 Wimberley ISD Calendar

Wimberley ISD is dedicated to excellence in education, empowering the next generation of Texans to have a positive impact locally and globally.

August 2026						
S	M	T	W	T	F	S
						1
2	3	4	5	6	7	8
9	10	11	12	13	14	15
16	17	18	19	20	21	22
23	24	25	26	27	28	29
30	31					

September 2026						
S	M	T	W	T	F	S
		1	2	3	4	5
6	7	8	9	10	11	12
13	14	15	16	17	18	19
20	21	22	23	24	25	26
27	28	29	30			

October 2026						
S	M	T	W	T	F	S
				1	2	3
4	5	6	7	8	9	10
11	12	13	14	15	16	17
18	19	20	21	22	23	24
25	26	27	28	29	30	31

November 2026						
S	M	T	W	T	F	S
1	2	3	4	5	6	7
8	9	10	11	12	13	14
15	16	17	18	19	20	21
22	23	24	25	26	27	28
29	30					

December 2026						
S	M	T	W	T	F	S
		1	2	3	4	5
6	7	8	9	10	11	12
13	14	15	16	ER	18	19
20	21	22	23	24	25	26
27	28	29	30	31		

January 2027						
S	M	T	W	T	F	S
					1	2
3	4	5	6	7	8	9
10	11	12	13	14	15	16
17	18	19	20	21	22	23
24	25	26	27	28	29	30
31						

February 2027						
S	M	T	W	T	F	S
						1
2	3	4	5	6		
7	8	9	10	11	12	13
14	15	16	17	18	19	20
21	22	23	24	25	26	27
28						

March 2027						
S	M	T	W	T	F	S
						1
2	3	4	5	6		
7	8	9	10	11	12	13
14	15	16	17	18	19	20
21	22	23	24	25	26	27
28	29	30	31			

April 2027						
S	M	T	W	T	F	S
				1	2	3
4	5	6	7	8	9	10
11	12	13	14	15	16	17
18	19	20	21	22	23	24
25	26	27	28	29	30	

May 2027						
S	M	T	W	T	F	S
						1
2	3	4	5	6	7	8
9	10	11	12	13	14	15
16	17	18	19	20	21	22
23	24	25	ER	27	28	29
30	31					

June 2027						
S	M	T	W	T	F	S
						1
2	3	4	5			
6	7	8	9	10	11	12
13	14	15	16	17	18	19
20	21	22	23	24	25	26
27	28	29	30			

July 2027						
S	M	T	W	T	F	S
						1
2	3	4	5	6	7	8
9	10	11	12	13	14	15
16	17	18	19	20	21	22
23	24	25	26	27	28	29
30	31					

First Day of Instruction - Aug. 13
May 21, 2027 Graduation
Strahan Coliseum - San Marcos

- No School {
- Exchange Days
 - Professional Development
 - Elementary Conference Day/
Secondary Prof. Development
 - Holidays Board Meeting Dates
 - ER Early Release

ELEMENTARY

First Semester

1st 9-weeks Aug. 13 - Oct. 8
 2nd 9-weeks Oct. 13 - Dec. 17

Second Semester

3rd 9-weeks Jan. 5 - Mar. 5
 4th 9-weeks Mar. 8 - May 26

SECONDARY

First Semester

1st 6-weeks Aug. 13 - Sept. 18
 2nd 6-weeks Sept. 21 - Oct. 30
 3rd 6-weeks Nov. 3 - Dec. 17

Second Semester

4th 6-weeks Jan. 5 - Feb. 11
 5th 6-weeks Feb. 16 - Apr. 2
 6th 6-weeks Apr. 5 - May 26

CALENDAR SPONSORS



The Bailey Group
 Hill Country Real Estate
SKYREALTY



livethehillcountry.com

Rooted in Community. Focused on Families.

Community Sponsor
Coming Soon

WIMBERLEY ISD

FY 2025-26

Budget Amendment No. 4

March 23, 2026

RECOMMENDATION:

The Administration recommends the listed budget amendments and transfers be approved.

BACKGROUND INFORMATION:

In accordance with the TEA budget and accounting procedures and guidelines, the District's official budget includes the General Fund, Food Service Fund, and the Debt Service Fund. The Board of Trustees should approve the adoption of the budgets associated with these funds, and subsequent amendments, at the *Fund Function* level. Other Special Revenue Funds for grants and capital projects should be approved on a *Project Basis*; and consequently, *are* not required to be approved with the same level of detail.

The administration routinely allows transfers of existing budgeted funds within the same fund function in order to accommodate the necessary operations of the requesting department or campus. These transfers usually become necessary due to account coding requirements. Requests for transfers of existing funds between functions are reviewed by the administration to ensure that the related expenditures will not exceed the overall approved budget at the function level. These requests allowed at the administrative level are subject to final approval by the Board of Trustees.

In addition to the transfers of existing budget funds outlined above, the Board of Trustees must approve requests for new appropriations prior to expenditure. These requests include appropriations from fund balance, and reappropriation of designated fund balances.

ADMINISTRATIVE CONSIDERATIONS:

The Administration has reviewed the following transfers/re-appropriations and determined the following:

REVENUES

- General Fund - Realized Payment from TASB - \$22,625
- General Fund – Realized Revenue from Technology Repair Account - \$395

Net Change in the Revenue Budget is \$23,020

EXPENSES

- FNC 11 – Allocated funds from the technology repair account for device repairs, \$395
- FNC 31 – Reallocated unused funds from SPED FNC 11, originally budgeted for RDSPD and allocated funds to SPED FNC 11 for instructional purposes, \$17,043.
- FNC 34 – Allocated TASB Payment funds for transportation fleet repair, \$15,825
- FNC 41 – Allocated funds to FNC 21 for instructional/curricular resources, \$5,000

- FNC 51 – Allocated TASB Payment funds for facility repairs at the baseball/softball complex, \$6,800.

Net Change in the Expense Budget is \$23,020

ACTION REQUIRED:

Board Approval

SUPPORT INFORMATION:

Additional information provided upon request.

Mike Doyle – Chief Financial Officer

**WIMBERLEY ISD
FY2025-26
Budget Amendment 4**

	GENERAL FUND			CHILD NUTRITION PROGRAM			DEBT SERVICE			TOTAL REVISED BUDGET		
	Budget		FY2025-26	Budget		FY2025-26	Budget		FY2025-26	Budget		FY2025-26
	FY2025-26 Adopted Budget	Amendment No. 4	Revised Budget	FY2025-26 Adopted Budget	Amendment No. 4	Revised Budget	FY2025-26 Adopted Budget	Amendment No. 4	Revised Budget	FY2025-26 Adopted Budget	Amendment No. 4	Revised Budget
5700 - Local Revenue	27,254,929	23,020	27,277,949	585,508		585,508	11,658,852		11,658,852	39,499,289	23,020	39,522,309
5800 - State Revenue	3,742,152		3,742,152	33,211		33,211	1,484,371	0	1,484,371	5,259,734	0	5,259,734
5900 - Federal Revenue	100,000		100,000	527,351		527,351	0		0	627,351	0	627,351
7900 - Other Resources Non-Op Revenue	91,878		91,878	21,000		21,000	0		0	112,878	0	112,878
Total Revenues	31,188,959	23,020	31,211,979	1,167,070	0	1,167,070	13,143,223	0	13,143,223	45,499,252	23,020	45,522,272
00 Other Resources Non-Op Expense	21,000	0	21,000	0		0	0		0	21,000	0	21,000
11 Instruction	16,275,560	17,438	16,292,998	0		0	0		0	16,275,560	17,438	16,292,998
12 Instructional Resources/Media	244,035	0	244,035	0		0	0		0	244,035	0	244,035
13 Instruction Staff Development	137,146	0	137,146	0		0	0		0	137,146	0	137,146
21 Instructional Leadership	633,000	5,000	638,000	0		0	0		0	633,000	5,000	638,000
23 School Leadership	1,354,102	0	1,354,102	0		0	0		0	1,354,102	0	1,354,102
31 Guidance & Counseling Services	1,345,785	(17,043)	1,328,742	0		0	0		0	1,345,785	(17,043)	1,328,742
33 Health Services	294,397	0	294,397	0		0	0		0	294,397	0	294,397
34 Student (Pupil) Transportation	914,645	15,825	930,470	0		0	0		0	914,645	15,825	930,470
35 Food Services	0	0	0	1,167,847		1,167,847	0		0	1,167,847	0	1,167,847
36 Cocurricular/Extracurricular	1,398,148	0	1,398,148	0		0	0		0	1,398,148	0	1,398,148
41 General Administration	1,489,375	(5,000)	1,484,375	0		0	0		0	1,489,375	(5,000)	1,484,375
51 Plant Maintenance & Operations	3,698,927	6,800	3,705,727	0		0	0		0	3,698,927	6,800	3,705,727
52 Security & Monitoring Services	777,762	0	777,762	0		0	0		0	777,762	0	777,762
53 Data Processing Services	451,152	0	451,152	0		0	0		0	451,152	0	451,152
61 Community Services	0	0	0	0		0	0		0	0	0	0
71 Debt Services	0	0	0	0		0	11,456,817		11,456,817	11,456,817	0	11,456,817
81 Facilities Acquisition/Constr.	36,420	0	36,420	0		0	0		0	36,420	0	36,420
91 Chapter 49 Payments	1,568,375	0	1,568,375	0		0	0		0	1,568,375	0	1,568,375
99 Other Intergovernmental charge	316,600	0	316,600	0		0	0		0	316,600	0	316,600
Total Expenditures	30,956,429	23,020	30,979,449	1,167,847	0	1,167,847	11,456,817	0	11,456,817	43,581,093	23,020	43,604,113
Unaudited Beginning Fund Balance (as of 9/01/25)	6,629,803	0	6,629,803	297,537	0	297,537	12,263,898	0	12,263,898	19,191,238	0	19,191,238
Net Changes in Fund Balance	232,530	0	232,530	(777)	0	(777)	1,686,406	0	1,686,406	1,918,159	0	1,918,159
Projected End of Year Fund Balance	6,862,333	0	6,862,333	296,760	0	296,760	13,950,304	0	13,950,304	21,109,397	0	21,109,397

**WIMBERLEY INDEPENDENT SCHOOL DISTRICT
BOARD OF EDUCATION**

Consent Page

Subject: TEKS Certification 26-27

Date: March 23, 2026

Presented by: Jason Valentine

BACKGROUND INFORMATION

In accordance with [Texas Education Code §31.004](#), local education agencies (LEAs) are required to certify annually to the State Board of Education (SBOE) and the commissioner that students have access to instructional materials covering all Texas Essential Knowledge and Skills (TEKS) for all required subjects, except physical education.

The curriculum materials listed in this document are a direct reflection of the district curriculum to be used in the 2026-2027 school year. This signed document is required to be submitted to TEA in order to access our EMAT allotment funds from the state. EMAT funds will become accessible again later in May of 2026.

ADMINISTRATIVE RECOMMENDATION

Approve as recommended.

BOARD ACTION REQUIRED

Certification of Provision of Instructional Materials Survey 2026–27

Table of Contents

- Survey Prewrite Form 4
 - 2026–27 Certification of Provision of Instructional Materials 4
- Certification 2026–27 Survey Questions 8
 - Background Information 8
 - Local School System Information 8
- Reading Language Arts Certification 10
 - Scope and Sequence: All Grade Levels RLA 10
 - English Reading Language Arts K–5 TEKS Coverage Certification 10
 - English Reading Language Arts K–5 Instructional Materials 10
 - Spanish Reading Language Arts K–5 TEKS Coverage Certification 12
 - Spanish Reading Language Arts K–5 Instructional Materials 12
 - English Reading Language Arts (RLA) 6–8 TEKS Coverage Certification 13
 - English Reading Language Arts (RLA) 6–8 Instructional Materials 14
 - English Reading Language Arts (RLA) 9–12 TEKS Coverage Certification 14
 - English Reading Language Arts (RLA) 9–12 Instructional Materials 15
- Mathematics Certification 16
 - Scope and Sequence: All Grade Levels Mathematics 16
 - Mathematics K–5 TEKS Coverage Certification 16
 - Mathematics K–5 Instructional Materials 16
 - Mathematics 6–8 TEKS Coverage Certification 17
 - Mathematics 6–8 Instructional Materials 17
 - Advanced Mathematics 6–8 Instructional Materials 18
 - Mathematics 9–12 TEKS Coverage Certification 19
 - Mathematics 9–12 Instructional Materials 19
- Social Studies Certification 20
 - Scope and Sequence: All Grade Levels Social Studies 20
 - Social Studies K–5 TEKS Coverage Certification 20
 - Social Studies K–5 Instructional Materials 20
 - Social Studies 6–8 TEKS Coverage Certification 21
 - Social Studies 6–8 Instructional Materials 21

Social Studies 9–12 TEKS Coverage Certification.....22

Social Studies 9–12 Instructional Materials.....23

Science Certification 24

 Scope and Sequence: All Grade Levels Science.....24

 Science K–5 TEKS Coverage Certification24

Science K–5 Instructional Materials 24

 Science 6–8 TEKS Coverage Certification.....25

 Science 6–8 Instructional Materials25

 Science 9–12 TEKS Coverage Certification26

 Science 9–12 Instructional Materials26

The Children’s Internet Protection Act 28

Additional Informational Questions (Optional)* 29

 Other Certified Subject Areas32

Certification 2026–27 Survey Ratification 33

Survey Prewrite Form

2026–27 Certification of Provision of Instructional Materials

In accordance with [Texas Education Code \(TEC\) §31.1011](#) local school systems are required to annually certify to the State Board of Education (SBOE) and TEA commissioner that students have access to instructional materials covering all Texas Essential Knowledge and Skills (TEKS) for all required subjects, except physical education.

Additionally, school systems are required to certify that they protect against access to obscene or harmful content in compliance with the requirements for certification under the (i) the Children's Internet Protection Act (Pub. L. No. 106-554); (ii) TEC, Section [28.0022](#); (iii) Section [43.22](#), Penal Code; and (iv) any other law or regulation that protects students from obscene or harmful content. The Certification 2026–27 Survey includes a section for school systems to certify they meet this requirement.

TEA utilizes the following tools for the Certification of Provision of Instructional Materials process:

- **Certification 2026–27 Prewrite Form:** The prewrite form is a fillable and printable PDF intended to mirror the online survey and provide guidance for successful survey completion. The prewrite form should be completed offline and presented to the board of trustees or governing body for ratification and signatures.
- **Certification 2026–27 Survey:** The survey is a web-based application where school systems will submit the responses collected on the Certification 2026–27 Prewrite Form and upload the signature page.
 - The Certification 2026–27 Survey will be open for submissions beginning **Tuesday, February 17, 2026.**

The 2026–27 Certification of Provision of Instructional Materials process requires:

- The completion of the Certification 2026–27 Prewrite Form,
- Ratification by the local school system's board of trustees or governing body in an open, public-noticed meeting, and
- Submission of the Certification 2026–27 Survey and upload the last page of the ratified Certification 2026–27 Prewrite Form.

TEA recommends that local school systems complete the prewrite form and survey by **May 1, 2026**. The prewrite form and survey can be found on the [Certification of Provision of Instructional Materials](#) web page.

The state online instructional materials ordering system, EMAT, will close for annual maintenance on March 31, 2026, and is scheduled to reopen on May 15, 2026. Completion of the Certification process **is required** to regain access to allotment funds when EMAT reopens.

Certification 2026–27 Survey submissions received after May 15, 2026, are typically processed within five business days of receipt, and access to allotment funds in EMAT will follow.

Certification of Provision of Instructional Materials Process Steps

1. **Review the Certification 2026–27 Prewrite Form:** Print the fillable Certification 2026–27 Prewrite Form on the [Certification of Provision of Instructional Materials](#) web page.
2. **Gather information:** The form may require consultation with content area leaders or other local school system staff.
3. **Complete Certification 2026–27 Prewrite Form:** Complete the prework form by hand or digitally.
4. **Schedule and obtain needed signatures:** Coordinate placement of the Certification 2026–27 Prewrite Form on the agenda of an open, publicly noticed board meeting and secure formal ratification by the local school system’s board of trustees or governing body.
5. **Submit Certification 2026–27 Survey:** Complete the online Certification 2026–27 Survey by answering the questions. Inside the survey, upload the last page of the signed and ratified Certification 2026–27 Prewrite Form from step 4.

The survey will be open for submissions beginning Tuesday, February 17, 2026, and will be located on the [Certification of Provision of Instructional Materials](#) web page.

Additional Supports

For the Certification of Provision of Instructional Materials process, local school systems are highly encouraged to:

- View detailed Instructional Materials Review and Approval (IMRA) reports for all instructional materials reviewed through the IMRA process at im.tea.texas.gov.
- Refer to the IMRA List of [SBOE-Approved Instructional Materials](#) and [SBOE-Rejected Instructional Materials](#).
- Attend the TEA webinar about the Certification of Provision of Instructional Materials process for 2026–27 on **Tuesday, February 17th, at 11:00 a.m. CST**. [Registration](#) is required.
- Attend TEA office hours to get help and support with the Certification of Provision of Instructional Materials process; registration is required.
 - Monday, March 2nd, at 11:00 a.m. CST | [Register on Zoom](#)
 - Thursday, March 5th, at 11:00 a.m. CST. | [Register on Zoom](#)
- View the [Certification of Provision of Instructional Materials Resource List | 2026–27](#)
- Request a copy of the previous year’s submission (if needed) by submitting a [Help Desk Ticket](#).

For questions about the Certification of Provision 2026–27 Pework Form, survey, or process, please submit a [Help Desk ticket](#).

Terminology

- **Scope and Sequence:** A document that provides a brief outline of the standards and a recommended teaching order for a particular course/grade-level over the course of a school year.
- **Full-subject materials** (often referred to as Tier one or core materials): instructional material designed to, if implemented as designed, provide a student with mastery of the essential knowledge and skills for a certain subject and grade level without the need for supplementation.
- **Supplemental materials:** Instructional materials designed to supplement core products in instruction of one or more essential knowledge and skill.
- **SBOE-Approved Instructional Materials:** SBOE-approved instructional materials are any materials that go through the IMRA process and receive approval by the SBOE. In Texas, SBOE-approved instructional materials are considered HQIM and qualify for the SBOE-Approved Instructional Materials Entitlement as outlined in Section 48.307.
- **State-Adopted Instructional Materials:** state-adopted instructional materials were reviewed and adopted in the preceding Proclamation process. These materials have not been reviewed in the IMRA process, are not considered HQIM (per the Texas definition), and are not eligible for additional HB 1605 funding entitlements.

Qualtrics Survey and Pework Form Guidance

Please note that the format of the Certification 2026–27 Pework Form **will not** match the appearance of the official Certification 2026–27 Qualtrics Survey. While the **questions are identical**, this form uses **open-ended text boxes** for responses. In the survey, the questions will be presented with **drop-down menus** containing predefined answer choices.

To help support completion of the Certification 2026–27 Pework Form accurately—and to ensure responses align with the options that will appear in the survey—an [additional resource](#) is provided. The Certification of Provision of Instructional Materials Resource List provides all the instructional materials that will appear in the survey's questions with drop-down menus.

Please ensure the naming convention for the products you list on this form mirrors the naming convention on the resource list (e.g., no acronyms, no abbreviations, and the title is listed as written on the instructional material). This ensures the naming conventions refer to the accurate product and will align with the predefined answer choices provided on the survey drop-down menus.

If your local school system uses a district-developed product, or if the product you use **does not appear** in the list, you will be asked to manually enter the publisher and product name(s).

It is highly recommended to refer to [this resource](#) while completing this prework form.

Instructional Materials Procurement Reminder

Beginning in the 2026–27 school year, local school systems may not locally adopt, use, or spend any funds to procure materials placed on the list of SBOE-Rejected Instructional Materials (TEC, §§31.024 and 31.106).

Certification 2026–27 Survey Questions

Background Information

QUESTION 1.0:

Name of person completing this form:

Jason Valentine

QUESTION 1.1:

Your email address:

jason.valentine@wimberleyisd.net

QUESTION 1.2:

Select the role that best describes your position at your district or charter: [Single Select]

- Instructional Materials Coordinator
- Curriculum Director
- Principal
- Administrative Assistant
- Superintendent
- Other

Local School System Information

Please note: The information provided will be publicly accessible. Only school-related details should be entered in the fields below (e.g., use work-related email addresses).

QUESTION 2.0:

Region #

13

QUESTION 2.1:

School system name and number

Wimberley ISD 105-905

QUESTION 2.2:

Name of superintendent

Dr. Greg Bonewald

QUESTION 2.3:

Email address of the superintendent

greg.bonewald@wimberleyisd.net

QUESTION 2.4:

Name of the school board president or officer of the governing body

Dr. Rob Campbell

QUESTION 2.5:

Email address of the school board president or officer of the governing body

rob.campbell@wimberleyisd.net

QUESTION 2.6:

Date of the local board of trustees or governing body meeting at which the certification prework form was presented and approved?

March 9, 2026

Reading Language Arts Certification

Scope and Sequence: All Grade Levels RLA

QUESTION 3.0:

Are instructional materials for English RLA and phonics managed at the local school system level and generally consistent across classrooms within the same grade level?

Yes

No

English Reading Language Arts K–5 TEKS Coverage Certification

QUESTION 4.0:

For school year 2026–27, will your local school system provide materials to cover 100% of the **English RLA TEKS grades K–5?** (This includes teacher- or district-developed materials. You may select "yes" even if not all classrooms use the same materials.) [Single Select]

Yes

No

English Reading Language Arts K–5 Instructional Materials

QUESTION 5.0:

Share the **full-subject and/or supplemental** publisher(s)/product(s) that teachers in your district will use regularly (once a week or more, on average) for **English RLA and/or Phonics grades K–5** instruction to ensure coverage of 100% of the TEKS.

Full-subject instructional materials (often referred to as Tier one or core materials): Instructional materials designed to, if implemented as designed, provide a student with mastery of the essential knowledge and skills for a certain subject and grade level without the need for supplementation.

Supplemental Materials: Instructional materials designed to supplement core products in instruction of one or more essential knowledge and skill.

REMINDER: Ensure the naming convention for the products you list on this form mirrors the naming convention on the [resource list](#) (e.g., no acronyms, no abbreviations, and the title is listed as written on the instructional material). This ensures the naming conventions refer to the accurate product and will align to the predefined answer choices provided on the Qualtrics survey drop-down menus. If your local school system uses a district-developed product, or if the product you use **does not appear** in the list, enter the full publisher and product names.

English RLA and/or Phonics grades K-5 full-subject and/or supplemental publisher(s)/ product(s) used:

Reading Horizons K-2
SAVVAS 3-5
Accelerated Reader
Lexia
Reading Plus

QUESTION 5.1:

(If above answer includes SBOE-Approved Bluebonnet Learning instructional materials):

What is the estimated unique count of students in your local school system that are using Bluebonnet Learning Reading Language Arts, Edition 1 (grades K-5) in their classroom on a regular basis?

[Empty response box for Question 5.1]

QUESTION 5.2:

(If above answer includes SBOE-Approved Bluebonnet Learning instructional materials):

What is the estimated unique count of students in your local school system that are using Bluebonnet Learning Foundational Skills, Edition 1 (grades K-3) in their classroom on a regular basis?

[Empty response box for Question 5.2]

Spanish Reading Language Arts K–5 TEKS Coverage Certification

QUESTION 6.0:

For school year 2026–27, will your local school system provide materials to cover 100% of the **Spanish RLA TEKS grades K–5**? (This includes teacher- or district-developed materials. You may select "yes" even if not all classrooms use the same materials) [Single select]

Yes

No

Spanish Reading Language Arts K–5 Instructional Materials

QUESTION 7.0:

Share the **full subject and/or supplemental** publisher(s)/product(s) that teachers in your district will use regularly (once a week or more, on average) for **Spanish RLA and/or Phonics grades K–5** instruction to ensure coverage of 100% of the TEKS. [Single select for each grade band]

Full-subject instructional materials (often referred to as Tier one or core materials): Instructional materials designed to, if implemented as designed, provide a student with mastery of the essential knowledge and skills for a certain subject and grade level without the need for supplementation.

Supplemental Materials: Instructional materials designed to supplement core products in instruction of one or more essential knowledge and skill.

REMINDER: Ensure the naming convention for the products you list on this form mirrors the naming convention on the [resource list](#) (e.g., no acronyms, no abbreviations, and the title is listed as written on the instructional material). This ensures the naming conventions refer to the accurate product and will align to the predefined answer choices provided on the Qualtrics survey drop-down menus. If your local school system uses a district-developed product, or if the product you use **does not appear** in the list, enter the full publisher and product names.

Spanish RLA and/or Phonics grades K–5 full-subject and/or supplemental publisher(s)/product(s) used:

N/A

QUESTION 7.1:

(If above answer includes Aprendizaje Bluebonnet instructional materials):

What is the estimated unique count of students in your local school system that are using Aprendizaje Bluebonnet Artes del lenguaje y lectura, (grados K-5) in their classroom on a regular basis?

QUESTION 7.2:

What is the estimated unique count of students in your local school system that are using Aprendizaje Bluebonnet Destrezas fundamentales, (grados K-3) in their classroom on a regular basis?

English Reading Language Arts (RLA) 6–8 TEKS Coverage Certification

QUESTION 8.0:

For school year 2026–27, will your local school system provide materials to cover 100% of the **English RLA TEKS grades 6–8**? (This includes teacher- or district-developed materials. You may select "yes" even if not all classrooms use the same materials) [Single select]

Yes

No

English Reading Language Arts (RLA) 6–8 Instructional Materials

QUESTION 9.0:

Share the **full subject and/or supplemental** publisher(s)/product(s) that teachers in your local school system will use regularly (once a week or more, on average) for **English RLA grades 6–8** instruction to ensure coverage of 100% of the TEKS.

Full-subject instructional materials (often referred to as Tier one or core materials): Instructional materials designed to, if implemented as designed, provide a student with mastery of the essential knowledge and skills for a certain subject and grade level without the need for supplementation.

Supplemental Materials: Instructional materials designed to supplement core products in instruction of one or more essential knowledge and skill.

REMINDER: Ensure the naming convention for the products you list on this form mirrors the naming convention on the [resource list](#) (e.g., no acronyms, no abbreviations, and the title is listed as written on the instructional material). This ensures the naming conventions refer to the accurate product and will align to the predefined answer choices provided on the Qualtrics survey drop-down menus. If your local school system uses a district-developed product, or if the product you use **does not appear** in the list, enter the full publisher and product names.

English RLA grades 6–8 full-subject and/or supplemental publisher(s)/ product(s) used:

ELA Study Sync Quill IXL

English Reading Language Arts (RLA) 9–12 TEKS Coverage Certification

QUESTION 10.0:

For school year 2026–27, will your local school system provide materials to cover 100% of the **English RLA TEKS grades 9–12**? (This includes teacher- or district-developed materials. You may select "yes" even if not all classrooms use the same materials.)

Yes

No

English Reading Language Arts (RLA) 9–12 Instructional Materials

QUESTION 11.0:

Are the **full-subject and/or supplemental** publisher(s)/product(s) that teachers in your local school system will use regularly (once a week or more, on average) for **English RLA grades 9–12** instruction to ensure coverage of 100% of the TEKS.

Full-subject instructional materials (often referred to as Tier one or core materials): Instructional materials designed to, if implemented as designed, provide a student with mastery of the essential knowledge and skills for a certain subject and grade level without the need for supplementation.

Supplemental Materials: Instructional materials designed to supplement core products in instruction of one or more essential knowledge and skill.

REMINDER: Ensure the naming convention for the products you list on this form mirrors the naming convention on the [resource list](#) (e.g., no acronyms, no abbreviations, and the title is listed as written on the instructional material). This ensures the naming conventions refer to the accurate product and will align to the predefined answer choices provided on the Qualtrics survey drop-down menus. If your local school system uses a district-developed product, or if the product you use **does not appear** in the list, enter the full publisher and product names.

English RLA grades 9–12 full-subject and/or supplemental publisher(s)/product(s) used:

SAVVAS IXL

Mathematics Certification

Scope and Sequence: All Grade Levels Mathematics

QUESTION 12.0:

Are instructional materials for mathematics managed at the school system-level and generally consistent across classrooms within the same grade level?

Yes

No

Mathematics K–5 TEKS Coverage Certification

QUESTION 13.0:

For school year 2026–27, will your local school system provide materials to cover 100% of the **mathematics TEKS grades K–5**? (This includes teacher- or district-developed materials. You may select "yes" even if not all classrooms use the same materials). [Single Select]

Yes

No

Mathematics K–5 Instructional Materials

QUESTION 14.0:

Share the **full-subject and/or supplemental** publisher(s)/product(s) that teachers in your local school system will use regularly (once a week or more, on average) for **mathematics grades K–5** instruction to ensure coverage of 100% of the TEKS.

Full-subject instructional materials (often referred to as Tier one or core materials): Instructional materials designed to, if implemented as designed, provide a student with mastery of the essential knowledge and skills for a certain subject and grade level without the need for supplementation.

Supplemental Materials: Instructional materials designed to supplement core products in instruction of one or more essential knowledge and skill.

REMINDER: Ensure the naming convention for the products you list on this form mirrors the naming convention on the [resource list](#) (e.g., no acronyms, no abbreviations, and the title is listed as written on the instructional material). This ensures the naming conventions refer to the accurate product and will align to the predefined answer choices provided on the Qualtrics survey drop-down menus. If your local school system uses a district-developed product, or if the product you use **does not appear** in the list, enter the full publisher and product names.

Mathematics grades K–5 full-subject and/or supplemental publisher(s)/product(s) used:

SAVVAS enVision
Dreambox K-2

QUESTION 14.1:

(If above answers include Bluebonnet Learning instructional materials):

What is the estimated unique count of students in your local school system that are using Bluebonnet Learning, Edition 1 (grades K–5) in their classroom on a regular basis?

Mathematics 6–8 TEKS Coverage Certification

QUESTION 15.0

For school year 2026–27, will your local school system provide materials to cover 100% of the **mathematics TEKS grades 6–8**? (This includes teacher- or district-developed materials. You may select “yes” even if not all classrooms use the same materials). [Single Select]

- Yes
- No

Mathematics 6–8 Instructional Materials

QUESTION 16.0:

Share the **full-subject and/or supplemental** publisher(s)/product(s) that teachers in your local school system or charter will regularly use (once a week or more, on average) for **mathematics grades 6–8** instruction to ensure coverage of 100% of the TEKS.

Full-subject instructional materials (often referred to as Tier one or core materials): Instructional materials designed to, if implemented as designed, provide a student with mastery of the essential knowledge and skills for a certain subject and grade level without the need for supplementation.

Supplemental Materials: Instructional materials designed to supplement core products in instruction of one or more essential knowledge and skill.

REMINDER: Ensure the naming convention for the products you list on this form mirrors the naming convention on the [resource list](#) (e.g., no acronyms, no abbreviations, and the title is listed as written on the instructional material). This ensures the naming conventions refer to the accurate product and will align to the predefined answer choices provided on the Qualtrics survey drop-down menus. If your local school system uses a district-developed product, or if the product you use **does not appear** in the list, enter the full publisher and product names.

Mathematics grades 6–8 full-subject and/or supplemental publisher(s)/product(s) used:

McGraw Hill Math ALEKS Math Maneuvering the Middle IXL

QUESTION 16.0B:

(If above answers include Bluebonnet Learning instructional materials instructional materials):

What is the estimated unique count of students in your local school system that are using Bluebonnet Learning Secondary Mathematics, Edition 1 (grades 6–8, Algebra I) in their classroom on a regular basis?

--

Advanced Mathematics 6–8 Instructional Materials

QUESTION 17.0:

Share the **full-subject and/or supplemental** publisher(s)/product(s) that teachers in your local school system or charter will regularly use (once a week or more, on average) for **advanced mathematics grades 6–8** instruction to ensure coverage of 100% of the TEKS.

Full-subject instructional materials (often referred to as Tier one or core materials): Instructional materials designed to, if implemented as designed, provide a student with mastery of the essential knowledge and skills for a certain subject and grade level without the need for supplementation.

Supplemental Materials: Instructional materials designed to supplement core products in instruction of one or more essential knowledge and skill.

REMINDER: Ensure the naming convention for the products you list on this form mirrors the naming convention on the [resource list](#) (e.g., no acronyms, no abbreviations, and the title is listed as written on the instructional material). This ensures the naming conventions refer to the accurate product and will align to the predefined answer choices provided on the Qualtrics survey drop-down menus. If your local school system uses a district-developed product, or if the product you use **does not appear** in the list, enter the full publisher and product names.

Advanced Mathematics grades 6–8 full-subject and/or supplemental publisher(s)/ product(s) used:

McGraw Hill
ALEKS Math
Maneuvering the Middle
IXL

Mathematics 9–12 TEKS Coverage Certification

QUESTION 18.0:

For school year 2026–27, will your local school system provide materials to cover 100% of the **mathematics TEKS grades 9–12**? (This includes teacher- or district-developed materials. You may select "yes" even if not all classrooms use the same materials). [Single Select]

Yes

No

Mathematics 9–12 Instructional Materials

QUESTION 19.0:

Share the **full-subject and/or supplemental** publisher(s)/product(s) that teachers in your local school system or charter will regularly use (once a week or more, on average) for **mathematics grades 9–12** instruction to ensure coverage of 100% of the TEKS.

Full-subject instructional materials (often referred to as Tier one or core materials): Instructional materials designed to, if implemented as designed, provide a student with mastery of the essential knowledge and skills for a certain subject and grade level without the need for supplementation.

Supplemental Materials: Instructional materials designed to supplement core products in instruction of one or more essential knowledge and skill.

REMINDER: Ensure the naming convention for the products you list on this form mirrors the naming convention on the [resource list](#) (e.g., no acronyms, no abbreviations, and the title is listed as written on the instructional material). This ensures the naming conventions refer to the accurate product and will align to the predefined answer choices provided on the Qualtrics survey drop-down menus. If your local school system uses a district-developed product, or if the product you use **does not appear** in the list, enter the full publisher and product names.

Mathematics grades 9–12 full-subject and/or supplemental publisher(s)/product(s) used:

McGraw Hill
ALEKS
IXL

Social Studies Certification

Scope and Sequence: All Grade Levels Social Studies

QUESTION 20.0:

Are instructional materials for social studies managed at the school system level and generally consistent across classrooms within the same grade level?

- Yes
- No

Social Studies K–5 TEKS Coverage Certification

QUESTION 21.0:

For school year 2026–27, will your local school system provide materials to cover 100% of the **social studies TEKS grades K–5**? (This includes teacher- or district-developed materials. You may select "yes" even if not all classrooms use the same materials)

- Yes
- No

Social Studies K–5 Instructional Materials

QUESTION 22.0:

Share the **full-subject and/or supplemental** publisher(s)/product(s) that teachers in your local school system or charter will regularly use (once a week or more, on average) for **social studies grades K–5** instruction to ensure coverage of 100% of the TEKS.

Full-subject instructional materials (often referred to as Tier one or core materials): Instructional materials designed to, if implemented as designed, provide a student with mastery of the essential knowledge and skills for a certain subject and grade level without the need for supplementation.

Supplemental Materials: Instructional materials designed to supplement core products in instruction of one or more essential knowledge and skill.

REMINDER: Ensure the naming convention for the products you list on this form mirrors the naming convention on the [resource list](#) (e.g., no acronyms, no abbreviations, and the title is listed as written on the instructional material). This ensures the naming conventions refer to the accurate product and will align to the predefined answer choices provided on the Qualtrics survey drop-down menus. If your local school system uses a district-developed product, or if the product you use **does not appear** in the list, enter the full publisher and product names.

Social Studies grades K–5 full-subject and/or supplemental publisher(s)/product(s) used:

Pearson My World BrainPop!

Social Studies 6–8 TEKS Coverage Certification

QUESTION 23.0:

For school year 2026–27, will your local school system provide materials to cover 100% of the **social studies TEKS grades 6–8**? (This includes teacher- or district-developed materials. You may select "yes" even if not all classrooms use the same materials)

Yes

No

Social Studies 6–8 Instructional Materials

QUESTION 24.0:

Select **full-subject and/or supplemental** publisher(s)/product(s) that teachers in your local school system or charter will regularly use (once a week or more, on average) for **social studies grades 6–8** instruction to ensure coverage of 100% of the TEKS.

Full-subject instructional materials (often referred to as Tier one or core materials): Instructional materials designed to, if implemented as designed, provide a student with mastery of the essential knowledge and skills for a certain subject and grade level without the need for supplementation.

Supplemental Materials: Instructional materials designed to supplement core products in instruction of one or more essential knowledge and skill.

REMINDER: Ensure the naming convention for the products you list on this form mirrors the naming convention on the [resource list](#) (e.g., no acronyms, no abbreviations, and the title is listed as written on the instructional material). This ensures the naming conventions refer to the accurate product and will align to the predefined answer choices provided

on the Qualtrics survey drop-down menus. If your local school system uses a district-developed product, or if the product you use **does not appear** in the list, enter the full publisher and product names.

Social Studies grades 6–8 full-subject and/or supplemental publisher(s)/product(s) used:

SAVVAS
BrainPop

Social Studies 9–12 TEKS Coverage Certification

QUESTION 25.0:

For school year 2026–27, will your local school system provide materials to cover 100% of the **social studies TEKS grades 9–12**? (This includes teacher- or district-developed materials. You may select “yes” even if not all classrooms use the same materials)

- Yes
 No

Social Studies 9–12 Instructional Materials

QUESTION 26.0:

Share the **full-subject and/or supplemental** publisher(s)/product(s) that teachers in your local school system or charter will regularly use (once a week or more, on average) for **social studies grades 9–12** instruction to ensure coverage of 100% of the TEKS.

Full-subject instructional materials (often referred to as Tier one or core materials): Instructional materials designed to, if implemented as designed, provide a student with mastery of the essential knowledge and skills for a certain subject and grade level without the need for supplementation.

Supplemental Materials: Instructional materials designed to supplement core products in instruction of one or more essential knowledge and skill.

REMINDER: Ensure the naming convention for the products you list on this form mirrors the naming convention on the [resource list](#) (e.g., no acronyms, no abbreviations, and the title is listed as written on the instructional material). This ensures the naming conventions refer to the accurate product and will align to the predefined answer choices provided on the Qualtrics survey drop-down menus. If your local school system uses a district-developed product, or if the product you use **does not appear** in the list, enter the full publisher and product names.

Social Studies grades 9–12 full-subject and/or supplemental publisher(s)/product(s) used:

Houghton Mifflin (Geo)
SAVVAS
McGraw Hill
Ramsey Personal Financial Literacy
Cengage Learning(APUSH)
Perfection Learning (WHAP)

Science Certification

Scope and Sequence: All Grade Levels Science

QUESTION 27.0:

Are instructional materials for science managed at the school system level and generally consistent across classrooms within the same grade level?

Yes

No

Science K–5 TEKS Coverage Certification

QUESTION 28.0:

For school year 2026–27, will your local school system provide materials to cover 100% of the **science TEKS grades K–5**? (This includes teacher- or district-developed materials. You may select "yes" even if not all classrooms use the same materials)

Yes

No

Science K–5 Instructional Materials

QUESTION 29.0:

Share the **full-subject and/or supplemental** publisher(s)/product(s) that teachers in your local school system or charter will regularly use (once a week or more, on average) for **science grades K–5** instruction to ensure coverage of 100% of the TEKS.

Full-subject instructional materials (often referred to as Tier one or core materials): Instructional materials designed to, if implemented as designed, provide a student with mastery of the essential knowledge and skills for a certain subject and grade level without the need for supplementation.

Supplemental Materials: Instructional materials designed to supplement core products in instruction of one or more essential knowledge and skill.

REMINDER: Ensure the naming convention for the products you list on this form mirrors the naming convention on the [resource list](#) (e.g., no acronyms, no abbreviations, and the title is listed as written on the instructional material). This ensures the naming conventions refer to the accurate product and will align to the predefined answer choices provided on the Qualtrics survey drop-down menus. If your local school system uses a district-developed product, or if the product you use **does not appear** in the list, enter the full publisher and product names.

Science grades K-5 full-subject and/or supplemental publisher(s)/product(s) used:

McGraw Hill (K-2)
StemScopes (3-5)
BrainPop
Mysterious Science

Science 6-8 TEKS Coverage Certification

QUESTION 30.0:

For school year 2026-27, will your local school system provide materials to cover 100% of the **science TEKS grades 6-8**? (This includes teacher- or district-developed materials. You may select "yes" even if not all classrooms use the same materials)

Yes

No

Science 6-8 Instructional Materials

QUESTION 31.0:

Share the **full-subject and/or supplemental** publisher(s)/product(s) that teachers in your local school system or charter will regularly use (once a week or more, on average) for **science grades 6-8** instruction to ensure coverage of 100% of the TEKS.

Full-subject instructional materials (often referred to as Tier one or core materials): Instructional materials designed to, if implemented as designed, provide a student with mastery of the essential knowledge and skills for a certain subject and grade level without the need for supplementation.

Supplemental Materials: Instructional materials designed to supplement core products in instruction of one or more essential knowledge and skill.

REMINDER: Ensure the naming convention for the products you list on this form mirrors the naming convention on the [resource list](#) (e.g., no acronyms, no abbreviations, and the title is listed as written on the instructional material). This ensures the naming conventions refer to the accurate product and will align to the predefined answer choices provided on the Qualtrics survey drop-down menus. If your local school system uses a district-developed product, or if the product you use **does not appear** in the list, enter the full publisher and product names.

Science grades 6–8 full-subject and/or supplemental publisher(s)/product(s) used:

McGraw Hill
BrainPop

Science 9–12 TEKS Coverage Certification

QUESTION 32.0:

For school year 2026–27, will your local school system provide materials to cover 100% of the **science TEKS grades 9–12**? (This includes teacher- or district-developed materials. You may select "yes" even if not all classrooms use the same materials)

Yes

No

Science 9–12 Instructional Materials

QUESTION 33.0:

Share the **full-subject and/or supplemental** publisher(s)/product(s) that teachers in your district or charter will regularly use (once a week or more, on average) for **science grades 9–12** instruction to ensure coverage of 100% of the TEKS.

Full-subject instructional materials (often referred to as Tier one or core materials): Instructional materials designed to, if implemented as designed, provide a student with mastery of the essential knowledge and skills for a certain subject and grade level without the need for supplementation.

Supplemental Materials: Instructional materials designed to supplement core products in instruction of one or more essential knowledge and skill.

REMINDER: Ensure the naming convention for the products you list on this form mirrors the naming convention on the [resource list](#) (e.g., no acronyms, no abbreviations, and the title is listed as written on the instructional material). This ensures the naming conventions refer to the accurate product and will align to the predefined answer choices provided on the Qualtrics survey drop-down menus. If your local school system uses a district-developed product, or if the product you use **does not appear** in the list, enter the full publisher and product names.

Science grades 9–12 full-subject and/or supplemental publisher(s)/product(s) used:

SAVVAS

The Children's Internet Protection Act

The Children's internet protection Act (CIPA) was enacted by Congress in 2000 to address concerns about children's access to obscene or harmful content over the Internet. (You may find more information on the FCC website.)

In accordance with Texas Administrative Code 19 TAC §66.105, school districts or charter schools are required to certify that they protect against access to obscene or harmful content in compliance with the requirements for certification under the Children's Internet Protection Act, 47 USC §254(h)(5)(B) and (C, Section [28.0022](#), [Section 43.22](#), Penal Code, and any other law or regulation that protects students from obscene or harmful content.

QUESTION 34.0:

Does your district or charter school protect against access to obscene or harmful content in compliance with the requirements for certification under the Children's Internet Protection Act, 47 USC §254(h)(5)(B) and (C), Section 28.0022, Penal Code, and any other law or regulation that protects students from obscene or harmful content?

Yes

No

Additional Informational Questions (Optional)*

QUESTION 35.0:

Has your local school system used, or plan to use, [Instructional Materials Review and Approval \(IMRA\)](#) reports to inform local adoption decisions for ELAR, SLAR, phonics, and mathematics instructional materials?

Yes

No

QUESTION 35.1:

If "Yes" is selected: In which subject area(s) have you used the IMRA reports to obtain information about the quality of products? *

English reading language arts

Spanish reading language arts

English phonics

Spanish phonics

Full-subject, Tier one mathematics

Supplemental mathematics

QUESTION 35.2:

On a scale from 0 to 10, how likely are you to recommend the use of IMRA reports to support local adoption of HQIM? 0 (Not at all) to 10 (Extremely likely) *

- 0.
- 1.
- 2.
- 3.
- 4.
- 5.
- 6.
- 7.
- 8.
- 9.
- 10.

QUESTION 36.0:

Assessment Platform: Select the assessment platform (if any) your local school system leverages for unit/module, diagnostic, or interim, and for which type of assessments.

Product	Interim	Diagnostic	Unit/Module Formatives
Eduphoria	<input checked="" type="checkbox"/>	<input type="checkbox"/>	<input type="checkbox"/>
DMAC	<input type="checkbox"/>	<input type="checkbox"/>	<input type="checkbox"/>
Texas Formative Assessment Resource	<input checked="" type="checkbox"/>	<input type="checkbox"/>	<input type="checkbox"/>
STAAR Interim	<input checked="" type="checkbox"/>	<input type="checkbox"/>	<input type="checkbox"/>
Other: <input type="text"/>	<input type="checkbox"/>	<input type="checkbox"/>	<input type="checkbox"/>
Other: <input type="text"/>	<input type="checkbox"/>	<input type="checkbox"/>	<input type="checkbox"/>
Other: <input type="text"/>	<input type="checkbox"/>	<input type="checkbox"/>	<input type="checkbox"/>

QUESTION 37.0:

What approach does your school system take to making full-subject instructional materials available to teachers and staff?

- Teachers access educational applications through a Single Sign On platform (e.g., Clever, ClassLink)
- Teachers access educational applications within a Learning Management System (e.g., Schoology, Google Classroom, Canvas, Moodle)
- Teachers log directly to publisher curriculum platforms (e.g., HMH Ed, Savvas Realize, Amplify, Great Minds)
- Teachers access copied files or links within a Learning Management System (e.g., Google Classroom, Canvas, Moodle)
- Teachers access copied files or links within a Student Information System (e.g., PowerSchool, Infinite Campus, Skyward)
- Teachers access copied files or links in a shared cloud drive (e.g., Google Drive, OneDrive, Dropbox)
- Teachers access copied files or links through a district resource portal (e.g., SharePoint, Google Site, intranet)
- Other (Please Explain):

Other Certified Subject Areas

QUESTION 38.0:

Please select each subject in the required curriculum below for which your district provides each student with instructional materials that cover all elements of the essential knowledge and skills, as referenced in [Texas Education Code 28.002](#): [multiple select]

- Languages other than English (LOTE)
- Health, with emphasis on the importance of proper nutrition and exercise
- Physical education
- Fine arts
- Career and Technical Education (CTE)
- Technology applications
- Religious Literature, including the Hebrew Scriptures (Old Testament) and New Testament, and its impact on history and literature.
- Personal financial literacy
- None

Certification 2026–27 Survey Ratification

[Print, Sign, and Upload via Qualtrics]

In accordance with [Texas Education Code §31.1011](#), school districts and open-enrollment charter schools are required to certify annually to the State Board of Education and the commissioner that, for each subject in the required curriculum other than physical education, students have access to instructional materials that cover all the Texas Essential Knowledge and Skills (TEKS) for the coming school year. Additionally, in accordance with Texas Administrative Code [19 TAC §66.105](#), school districts or charter schools are required to certify that they protect against access to obscene or harmful content in compliance with the requirements for certification under the Children's Internet Protection Act, 47 USC §254(h)(5)(B) and (C).

These certifications must be ratified by local school boards of trustees or governing bodies in public, noticed meetings. Districts and open-enrollment charter schools will be unable to order instructional materials through EMAT until the certifications have been received by the Texas Education Agency (TEA)

District County Number (6-digit ID):

105905

District Name:

Wimberley ISD

Date of Ratification by Local School Board of Trustees or Governing Body:

March 9, 2026

Signature of the Board President and Secretary or Governing Board Officer

Board President

Date

Board Secretary

After ratification, please scan the last page of this form and submit it to TEA through the electronic Qualtrics Certification of Provision of Instructional Materials Survey.

- The Certification 2026–27 Survey will be available on the Certification of Provision of Instructional Materials web page and open for submissions beginning **Tuesday, February 17, 2026.**