Board of Trustees
Agenda of Regular Meeting
Monday, May 19, 2025, 6:00 PM
WISD Administration Building, 951 FM 2325,
Wimberley, TX 78676

Vision Statement - Excellence, Innovation, Service
Mission Statement - Wimberley I.S.D. is dedicated to excellence in education, empowering the next generation of Texans to have a positive impact locally and globally.

1. Call the meeting to order and determine a quorum - Presiding Officer Pledge of Allegiance, Reflection, Welcome

2. Special Recognition – Presenter Dr. Bonewald

3. PUBLIC FORUM - Presiding Officer

    - Persons who wish to present public comments must sign in prior to meeting start on the day of the meeting and list his/her name; name of the group that he/she represents; and agenda item.

    - Each speaker's submitted comments will be allowed three minutes for presentation to the Board, with six minutes granted to a person with a translator.

    - The same rules will be observed for public comments on non-agenda items with the following exceptions, 1) public comments on non-agenda items will only be scheduled for regular meetings of the Board and 2) the total time that will be allowed on non-agenda public comments will be 30 minutes.

    - Please keep your comments or criticisms civil and courteous.

    - Please also avoid using profanity and refrain from making personal attacks on others.

    - Except for the speaker's student, no other student's name or identity should be discussed.

    - If you have a concern that you would like heard and resolved, please present your concern through the District's grievance policies. Grievance forms can be obtained at the Central Administration Office or on the District's website.

    - Trustees are not permitted by law to respond or discuss public comments. However, the Board President may direct a speaker to the appropriate administrator for further discussion.

4. Information Items

    A. Strategic Plan Update - Priority 4 Insure Operational Excellence - Bond Process Updates - Presenter Mike Doyle

5. Action Items

   A. Consideration and possible action to adopt the WISD Educational Specifications and Long-Range Facilities Master Plan

   B. Consideration and approval of a resolution relating to establishing the Wimberley independent school district's intention to reimburse itself for the prior lawful expenditure of funds relating to constructing various school district improvements from the proceeds of obligations to be issued by the district for authorized purposes; authorizing other matters incident and related thereto; and providing an effective date.

   C. Consideration and Possible Action Regarding Ranking/Selection of Project Management Services, Including Possible Delegation of Authority to the Superintendent or Designee to Negotiate and Execute a Contract at a Fair and Reasonable Price

   D. Consideration and Possible Action Regarding Ranking/Selection of Architectural & Engineering Services, Including Possible Delegation of Authority to the Superintendent or Designee to Negotiate and Execute a Contract at a Fair and Reasonable Price

   E. Consideration and Possible Action Regarding the Designation of Investment Officers for the District.

   F. Consideration and approval of Committee Recommendations for instructional materials for English Language Arts grades 3-5

6. CFO's Report - Chief Financial Officer, Michael Doyle

   A. Financials

   B. 24-25 Budget Update

7. Superintendent's Report

8. Consent Agenda - Presiding Officer Discussion and necessary action - The following items may be considered for approval in part or in entirety.

   A. Student Enrollment and Attendance

   B. Minutes of the Regular Meeting - April 14, 2025

   C. Minutes of the Special Meeting - May 8, 2025

   D. Budget Amendment No. 8

9. Closed Session - Presiding Officer The Board may adjourn into closed session pursuant to Texas Government Code Section: 551.071 *et seq.* The Board may then re-enter into Open Session for further discussion and necessary action.

   A. Deliberation Regarding Security Devices or Security Audits. *Texas Gov't Code §551.076 and §551.089*

B. Personnel Matters. *Texas Gov't Code §551.074*

1) New hires/terminations/employee discipline

2) Consider recommendation to hire HR Director

3) Consider recommendation to hire Athletic Director/ Head Football Coach

C. Deliberation Regarding Real Property. *Texas Gov't Code §551.072*

D. Consultation with Attorney. *Texas Gov't Code §551.071*

10. The Board will reconvene and take possible action on items discussed in executive session - Presiding Officer

11. Prepare for next meeting - Presiding Officer Discussion to include, but not limited to: Set date, time, and place of next meeting, upcoming agenda items

12. Adjourn - Presiding Officer

Wimberley ISD
Excellence. Innovation. Service.

STRATEGIC PLAN UPDATE

WIMBERLEY ISD STRATEGIC PLAN 2023-2027

Wimberley ISD
Excellence. Innovation. Service.

WE BELIEVE



- **STUDENTS** are engaged partners in a challenging, relevant education provided within a safe and nurturing environment.
- **PARENTS** and **FAMILIES** are invited, informed, and engaged educational partners.
- **FACULTY** and **STAFF MEMBERS** are invested professionals who are equipped and supported to inspire lifelong learners.
- **CAMPUS ADMINISTRATORS** are leaders who create safe, nurturing environments and consistently communicate, inspire, and empower.
- The **SUPERINTENDENT** and **CENTRAL OFFICE STAFF** are servant leaders who consistently and transparently inform, support and empower our students, staff, and community.
- The **BOARD OF TRUSTEES** is a unified team supporting students, staff, families and the community by creating effective policies to ensure all students have access to a high-quality education that prepares them to be productive members of the Wimberley community and beyond.

MISSION

Wimberley ISD is dedicated to excellence in education, empowering the next generation of Texans to have a positive impact locally and globally.

VISION

Excellence, Innovation, Service

PRIORITIES

1. **EMPOWER** Student Excellence
   - 1.1 Academic Achievement - Growth at All Levels
   - 1.2 Safety and Well-Being of Students
   - 1.3 College and/or Career and/or Military Ready Students
2. **SUPPORT** Faculty and Staff Excellence
   - 2.1 Faculty and Staff Satisfaction, Engagement, and Well-Being
   - 2.2 Continuous Development and Training
   - 2.3 Competitive Compensation and Benefits for Faculty and Staff
3. **STRENGTHEN** Community Excellence
   - 3.1 Parent and Family Satisfaction and Engagement
   - 3.2 Community Satisfaction and Engagement
   - 3.3 Community Partnerships
4. **ENSURE** Operational Excellence
   - 4.1 Strong Financial Stewardship and Operational Efficiency
   - 4.2 Systematic, Long-Range, Transparent Facility Planning
   - 4.3 Open Two-Way Communication

Priority 4
Ensure Operational Excellence

4.1 - Strong Financial Stewardship and Operational Efficiency

WISD Summary of Bond 2025 Issuance & Planning

- May 2025
  - Bond Election
  - Bond Election Canvassing
  - PSF Guarantee Application Submission
  - Adoption of Educational Specification & Long Range Facilities Master Plan
  - Adoption of a Reimbursement Resolution
  - Rank/Selection of Project Management Firm
  - Rank/Selection of Architectural & Engineering Firm

WISD Summary of Bond 2025 Issuance & Planning

- June 2025
  - Rating Agency Call (6/9/25)
  - June Board Meeting (6/16/25)
    - Rank/Selection of Professional Service Firms
    - Adoption of Prevailing Wage Rates
    - Adoption of Construction Delivery Method(s)
    - Adoption of a Delegation/Parameters Order authorizing the issuance of Bonds
  - Receive Credit Rating (6/18/25)
  - Preliminary Market Review with Underwriting Syndicate (6/20/25)
  - Price & Award Bonds (week of June 23rd)

WISD Summary of Bond 2025 Issuance & Planning

- July 2025
  - Delivery of Issued Bond Proceeds
    - Approximately 30 days after sale
    - July 22, 2025

Questions?

WIMBERLEY INDEPENDENT SCHOOL DISTRICT
BOARD OF EDUCATION
WIMBERLEY, TEXAS

Subject: Consideration and possible action to adopt the WISD Educational Specifications and Long-Range Facilities Master Plan

Date: May 19, 2025

Presented by: Mike Doyle

Action

1. BACKGROUND INFORMATION

Educational specifications and a long-range facilities master plan are critical planning tools that align district facility needs with the instructional goals, academic vision, and long-term growth projections of the district.

Educational specifications define the instructional and operational requirements for future school facilities, including classroom types, learning environments, technology infrastructure, safety and security needs, and support spaces. These specifications ensure that new or renovated facilities support modern teaching and learning practices, and reflect community expectations and district priorities.

The long-range facilities master plan (LRFMP) provides a comprehensive assessment of current facilities and outlines strategic recommendations for renovations, replacements, or new construction. It incorporates demographic trends, enrollment projections, facility condition assessments, and equity considerations to prioritize investments across the district over a multi-year horizon.

In order to comply with Texas Administrative Code (TAC) §61.1036, the Board of Trustees must adopt both the Educational Specifications and the Long-Range Facilities Master Plan before a District can hire an architect.

2. ADMINISTRATIVE RECOMMENDATION

It is the administrations recommendation that the Board adopts the WISD Educational Specifications and Long-Range Facilities Master Plan as presented.

3. BOARD ACTION REQUIRED

Yes

Educational Specifications for Wimberley Independent School District

1. **District Mission, Vision, Goals, and Pedagogy**
    a. Mission: Wimberley ISD is dedicated to excellence in education, empowering the next generation of Texans to have a positive impact locally and globally.
    b. Vision: Excellence, Innovation, Service
    c. We Believe:
        i. Students are engaged partners in a challenging, relevant education provided within a safe and nurturing environment.
        ii. Parents and Families are invited, informed, and engaged educational partners.
        iii. Faculty and Staff Members are invested professionals who are equipped and supported to inspire lifelong learners.
        iv. Campus Administrators create safe, nurturing environments and consistently communicate, inspire, and empower.
        v. The Superintendent and Central Office Staff are servant leaders who transparently inform, support, and empower students, staff, and the community.
        vi. The Board of Trustees ensures all students have access to a high-quality education, preparing them for productive futures in Wimberley and beyond.

2. **District Priorities:**
    a. Empower Student Excellence
        i. Academic Achievement - Growth at All Levels
        ii. Safety and Well-Being of Students
        iii. College, Career, and Military Readiness
    b. Support Faculty and Staff Excellence
        i. Faculty and Staff Satisfaction, Engagement, and Well-Being
        ii. Continuous Development and Training
        iii. Competitive Compensation and Benefits
    c. Strengthen Community Excellence
        i. Parent and Family Satisfaction and Engagement
        ii. Community Satisfaction and Engagement
        iii. Community Partnerships
    d. Ensure Operational Excellence
        i. Strong Financial Stewardship and Operational Efficiency
        ii. Long-Range, Transparent Facility Planning
        iii. Open Two-Way Communication

3. **Facility Type, Grades Served, and Enrollment**
    a. Facility Type: High School
        i. Grades Served: 9-12
        ii. Student Enrollment: 821

    b. Facility Type: Junior High School
        i. Grades Served: 6-8
        ii. Student Enrollment: 639

    c. Facility Type: Elementary School
        i. Grades Served: 3-5
        ii. Student Enrollment: 553

    d. Facility Type: Primary School
        i. Grades Served: Pre-k – 2
        ii. Student Enrollment: 650

4. **Multi-Hazard Emergency Operations Plan (EOP)**
    a. Wimberley ISD adheres to Texas Education Code (TEC) §37.108 and follows Texas School Safety Center (TxSSC) guidelines, addressing the five phases of emergency management:
        i. **Prevention** activities to protect life and property include, but are not limited to: Cyberbullying prevention, conduct school threat assessment, pandemic influenza sanitation measures, building access control procedures, security systems and cameras.
        ii. **Mitigation** focuses on activities that eliminate or reduce the loss of life and property from a disaster by avoiding or lessening the impact and providing value by creating safer communities. The effectiveness of mitigation is dependent on district and campus policy to sustain mitigation activities. Mitigation activities include, but are not limited to: Train in school threat assessment, retro-fitting structures, updating/conducting risk assessments, conducting public education activities, purchasing insurance for persons and property.
        iii. **Preparedness** actions involve a combination of planning, resources, training, exercising, and organizing to build, sustain, and improve operational capabilities. Preparedness is the process of identifying the personnel, training, and equipment needed for hazards and developing district plans. Preparedness activities include, but are not limited to: Developing EOPs, revising policies and plans, conducting drills, trainings, and exercises.
        iv. **Response** phase of emergency management addresses short-term activities including, immediate actions to save lives, protect property, and meet basic human needs. Response also includes the execution of emergency operations plans. The focus of this phase is to meet the basic needs including the physical and psychological safety of the students, faculty, staff, and surrounding community until more permanent solutions can be identified. Provisions shall be included in a district's EOP for supporting the psychological safety of students and district personnel during the response phase following a disaster or emergency. Physical and psychological safety actions can be addressed in the Health and Medical Annex. Training staff, including substitute teachers, in Psychological First Aid will help reduce

stress-related symptoms as well as physical and psychological needs of survivors. Response activities include, but are not limited to: *Providing first aid, Evacuation, Sheltering and Reunification*

v. **Recovery** activities include, but are not limited to: Implementing the district's Continuity of Operations Plan (COOP), *rebuilding of facilities, restoration of district services, counseling programs, and documentation of lessons learned (After Action Report).*

5. <u>Inclusive Design Goals and Considerations</u>

a. Wimberley ISD is committed to inclusive learning environments, supporting:
   i. Intervention for core subjects to close learning gaps.
   ii. Scheduled tutorials to support individualized learning needs.
   iii. Support from Inclusion and ESL teachers in core content classes.
   iv. Programs to increase postsecondary readiness.
   v. Expanded extracurricular opportunities.
   vi. Specialized learning opportunities for gifted and special populations.

b. Facility designs will comply with Texas Accessibility Standards (TAS 2012), ensuring:
   i. Ramps and elevators for multi-level buildings.
   ii. ADA-compliant parking and clear entry routes.
   iii. Dedicated bus drop-off loops with accessibility features.

6. **<u>Minimum Square Footage Requirements</u>**

a. Wimberley ISD follows a Level 3 (L3) Flexibility Model, incorporating:
   i. Multiple student/teacher presentation spaces.
   ii. Outdoor access visible from classrooms.
   iii. Mobile, flexible furniture arrangements.
   iv. Interactive multipurpose walls and digital technology integration.

b. All future new construction, additions, and renovations will align with the Quantitative method of compliance as identified in sub-section (h) of Chapter 61, subchapter CC.
   i. Square footage may be comprised of classrooms, science labs, collaboration areas, and elective classrooms that are utilized at least 51% of the school day.
   ii. Square footage may not include cafeterias, gymnasiums, library, administration areas, and other building support spaces.

Long Range Facilities Master Plan for Wimberley Independent School District

1. **Instructional Programs at Wimberley ISD Schools**
    a. Core Curriculum: English Language Arts, Mathematics, Science and Social Studies through Grade Level, Honors, Advanced Placement and Dual Credit coursework.
    b. Special Services: Ensures all students with disabilities ages 3 - 21, as well as children with visual impairments and/or Deaf/Hard of Hearing have access to a free, appropriate public education. Services include special education, dyslexia, emergent bilingual, section 504 as well as gifted and talented.
    c. Career and Technology Education (CTE): Endorsements in Business and Industry, STEM, Public Service, Arts and Humanities and Multidisciplinary. Practicum experiences for Business and Industry, STEM and Public Service students.
    d. Electives: Performing and Fine Arts classes in visual arts, music, choir, theater, theater costume and set design. Other electives include: Languages Other Than English (LOTE) in Spanish and American Sign Language, Health, Professional Communication, Physical Education, Athletics/Team Sports, Debate, Speech, Psychology, Sociology, Peer Assisted Leadership (PALS) and Unified Champs.

2. **Educational Specifications**
    a. Refer to the District's "Educational Specifications". Notes here summarize key considerations and components of the District's Mission, Vision, and other aspects of the Ed Specs.
        i. Mission: Wimberley ISD is dedicated to excellence in education, empowering the next generation of Texans to have a positive impact locally and globally.
        ii. Vision: Excellence, Innovation, Service
        iii. We Believe:
            1. Students are engaged partners in a challenging, relevant education provided within a safe and nurturing environment.
            2. Parents and Families are invited, informed, and engaged educational partners.
            3. Faculty and Staff Members are invested professionals who are equipped and supported to inspire lifelong learners.
            4. Campus Administrators create safe, nurturing environments and consistently communicate, inspire, and empower.
            5. The Superintendent and Central Office Staff are servant leaders who transparently inform, support, and empower students, staff, and the community.
            6. The Board of Trustees ensures all students have access to a high-quality education, preparing them for productive futures in Wimberley and beyond.

3. **Evaluation of the WISD Campuses**
    a. Refer to the Facilities Conditions Assessment completed in November of 2024 by AG|CM Inc.
    b. Improvements proposed include, but are not limited to:
        i. WHS – Facility and 'end of life' improvements and renovations to systems, finishes, exterior envelope, roofing, equipment, and some site elements.
        ii. WHS – New and renovated performing and fine arts spaces
        iii. WHS – New and renovated athletics support spaces
        iv. WHS – Athletic equipment upgrades including bleachers, goals, scoreboard, a/v systems, flooring, etc.
        v. DJHS - Facility and 'end of life' improvements and renovations to systems, finishes, exterior envelope, roofing, equipment, and some site elements.
        vi. DJHS - New and renovated performing and fine arts spaces.
        vii. DJHS - New and renovated athletics support spaces
        viii. DJHS - Athletic equipment upgrades including bleachers, goals, scoreboard, a/v systems, flooring, etc.
        ix. JWES - Facility and 'end of life' improvements and renovations to systems, finishes, exterior envelope, roofing, equipment, and some site elements.
        x. BHES – Additional on-site parking.
        xi. Additional District support space improvements, additions, and renovations in support of educational goals, operational improvements, and extra-curricular activities.

4. **Wimberley ISD Enrollment Projections and School Capacities**

School Year	2019-20	2020-21	2021-22	2022-23	2023-24		2024-25	2025-26	2026-27	2027-28
Early Education	44	43	1	3	0		2	2	2	2
Pre-kindergarten	74	80	157	178	152		161	160	160	160
Kindergarten	140	155	172	146	169		152	163	162	162
Grade 1	167	145	159	193	161		167	152	163	162
Grade 2	161	164	145	179	187		168	167	152	163
Grade 3	200	164	164	165	184		189	168	167	152
Grade 4	163	200	163	184	179		194	189	168	167
Grade 5	200	174	208	182	189		170	194	189	168
Grade 6	198	210	183	232	196		200	185	209	204
Grade 7	200	205	224	188	237		203	200	185	209
Grade 8	191	207	208	228	192		236	203	200	185
Grade 9	219	211	205	228	238		196	251	218	215
Grade 10	231	215	203	207	220		235	196	251	218
Grade 11	174	221	198	192	190		198	235	196	251
Grade 12	175	168	223	195	206		192	198	235	196
Totals	**2537**	**2562**	**2613**	**2700**	**2700**		**2663**	**2663**	**2657**	**2614**
Year to Year Change		25	51	87	0		-37	0	-6	-43

a. Wimberley High School:
   i. Current Capacity: 1,064 students
b. Danforth Junior High School:
   i. Current Capacity: 855 students
c. Jacobs Well Elementary School:
   i. Current Capacity: 800 students
d. Blue Hole Primary School:
   i. Current Capacity: 800 students

5. **Safety and Security Compliance**
   a. All campuses, including any proposed improvements, additions, and renovations to facilities intend to comply with TEA's Chapter 62, Subchapter CC, regarding safety and security standards compliance requirements.
      i. Projects will ensure there is adequate communications technology and infrastructure to allow for emergency response communications and to implement access control restrictions.
      ii. All new construction, as well as additions and renovations, will comply with the additional safety and security standards noted in sub-section (k), pending established construction budgets.

WIMBERLEY INDEPENDENT SCHOOL DISTRICT
BOARD OF EDUCATION
WIMBERLEY, TEXAS

Subject: Consideration and approval of a resolution relating to establishing the district's intention to reimburse itself for the prior lawful expenditure of funds relating to constructing various district improvements from the proceeds of tax-exempt obligations to be issued by the district for authorized purposes; authorizing other matters incident and related thereto; and providing an effective date.

Date: 5/19/2025

Presented by: Mike Doyle

Action

1. BACKGROUND INFORMATION

In anticipation of the May 2025 bond financing, it is necessary for the District to declare its intent to reimburse itself for prior expenditures related to the Bond 2025 projects. This reimbursement resolution will allow WISD to reimburse the general fund with Bond 2025 proceeds.

2. ADMINISTRATIVE RECOMMENDATION

It is administration's recommendation that the WISD Board of Trustees adopts a reimbursement resolution.

3. BOARD ACTION REQUIRED

Yes

A RESOLUTION RELATING TO ESTABLISHING THE WIMBERLEY INDEPENDENT SCHOOL DISTRICT'S INTENTION TO REIMBURSE ITSELF FOR THE PRIOR LAWFUL EXPENDITURE OF FUNDS RELATING TO CONSTRUCTING VARIOUS SCHOOL DISTRICT IMPROVEMENTS FROM THE PROCEEDS OF OBLIGATIONS TO BE ISSUED BY THE DISTRICT FOR AUTHORIZED PURPOSES; AUTHORIZING OTHER MATTERS INCIDENT AND RELATED THERETO; AND PROVIDING AN EFFECTIVE DATE

WHEREAS, the Board of Trustees (the *Board*) of the Wimberley Independent School District (the *District*) has entered into or will enter into various contracts pertaining to the expenditure of lawfully available funds of the Issuer to finance the costs associated with (i) (a) designing, constructing, renovating, improving, upgrading, updating, acquiring, and equipping school facilities, the purchase of the necessary sites for school facilities, the purchase of buses and vehicles, and the retrofitting of buses and vehicles with emergency, safety, or security equipment, (b) acquiring and updating instructional technology equipment, (c) designing, constructing, renovating, improving, upgrading, updating, acquiring, and equipping Texan Stadium, and (d) designing, constructing, renovating, improving, upgrading, updating, acquiring, and equipping a shaded multi-purpose practice field, items (a) through (d) collectively being projects approved by the voters at an election held on May 3, 2025 by the District (the *Construction Costs*), (ii) the payment of various engineering costs, including design testing, design engineering, and construction inspection related to the Construction Costs (the *Engineering Costs*), (iii) the payment of various architectural costs, including preparation of plans and specifications and various other plans and drawings related to the Construction Costs (the *Architectural Costs*), and (iv) the payment of various administrative costs, including the fees of bond counsel, financial advisor, project manager, project consultant, other professionals, and bond printer (the *Administrative Costs*) [the Construction Costs, the Engineering Costs, the Architectural Costs, and the Administrative Costs collectively constitute the costs of the Issuer's project that is the subject of this Resolution (the *Project*)]; and

WHEREAS, the provisions of Section 1201.042, as amended, Texas Government Code (*Section 1201.042*) provide that the proceeds from the sale of obligations issued to finance the acquisition, construction, equipping, or furnishing of any project or facilities, such as the Project, may be used to reimburse the District for costs attributable to such project or facilities paid or incurred before the date of issuance of such obligations; and

WHEREAS, the United States Department of Treasury (the *Department*) released Regulation Section 1.150-2 (the *Regulations*) which establishes when the proceeds of obligations are spent and therefore are no longer subject to various federal income tax restrictions contained in the Internal Revenue Code of 1986, as amended (the *Code*); and

WHEREAS, the District intends to reimburse itself, within eighteen months from the later of the date of expenditure or the date the property financed is placed in service (but in no event more than three years after the original expenditures are paid), for the prior lawful capital expenditure of funds from the proceeds of one or more series of tax-exempt obligations (the *Obligations*) that the District currently contemplates issuing in the principal amount of not to exceed $135,000,000 to finance a portion of the costs of the Project; and

WHEREAS, under the Regulations, to fund such reimbursement with proceeds of the Obligations, the District must declare its expectation ultimately to make such reimbursement before making the expenditures; and

WHEREAS, the District hereby finds and determines that the reimbursement for the prior expenditure of funds of the District is not inconsistent with the District's budgetary and financial circumstances; and

WHEREAS, the Board hereby finds and determines that the adoption of this Resolution is in the best interests of the residents of the District; now, therefore,

BE IT RESOLVED BY THE BOARD OF TRUSTEES OF THE WIMBERLEY INDEPENDENT SCHOOL DISTRICT THAT:

SECTION 1: This Resolution is a declaration of intent to establish the District's reasonable, official intent under section 1.150-2 of the Regulations and Section 1201.042 to reimburse itself from certain of the proceeds of the Obligations for any capital expenditures previously incurred (not more than 60 days prior to the date hereof) or to be incurred with respect to the Project from the District's General Fund or other lawfully available funds of the District.

SECTION 2: The District intends to issue the Obligations and allocate within 30 days after the date of issuance of the Obligations the proceeds therefrom to reimburse the District for prior lawful expenditures with respect to the Project in a manner to comply with the Regulations.

SECTION 3: The reimbursed expenditure will be a type properly chargeable to a capital account (or would be so chargeable with a proper election) under general Federal income tax principles.

SECTION 4: The District intends to otherwise comply, in addition to those matters addressed within this Resolution, with all the requirements contained in the Regulations.

SECTION 5: This Resolution may be relied upon by the appropriate officials at the Office of the Attorney General for the State of Texas and establishes compliance by the District with the requirements of Texas law and the Regulations.

SECTION 6: With respect to the proceeds of the Obligations allocated to reimburse the District for prior expenditures, the District shall not employ an abusive device under Treasury Regulation Section 1.148-10, including using within one year of the reimbursement allocation, the funds corresponding to the proceeds of the Obligations in a manner that results in the creation of "replacement proceeds", as defined in Treasury Regulation Section 1.148-1, of the Obligations or another issue of tax-exempt obligations.

SECTION 7: The recitals contained in the preamble hereof are hereby found to be true, and such recitals are hereby made a part of this Resolution for all purposes and are adopted as a part of the judgment and findings of the Board.

SECTION 8: All orders and resolutions, or parts thereof, which are in conflict or inconsistent with any provision of this Resolution are hereby repealed to the extent of such conflict,

and the provisions of this Resolution shall be and remain controlling as to the matters resolved herein.

SECTION 9: This Resolution shall be construed and enforced in accordance with the laws of the State of Texas and the United States of America.

SECTION 10: If any provision of this Resolution or the application thereof to any person or circumstance shall be held to be invalid, the remainder of this Resolution and the application of such provision to other persons and circumstances shall nevertheless be valid, and the Board hereby declares that this Resolution would have been enacted without such invalid provision.

SECTION 11: It is officially found, determined, and declared that the meeting at which this Resolution is adopted was open to the public and public notice of the time, place, and subject matter of the public business to be considered at such meeting, including this Resolution, was given, all as required by Chapter 551, as amended, Texas Government Code.

SECTION 12: This Resolution shall be in force and effect from and after its final passage, and it is so resolved.

[The remainder of this page intentionally left blank]

PASSED, ADOPTED AND APPROVED on this the 19th day of May, 2025.

WIMBERLEY INDEPENDENT SCHOOL DISTRICT

_____

President, Board of Trustees

ATTEST:

_____

Secretary, Board of Trustees

(DISTRICT SEAL)

CERTIFICATE OF SECRETARY

THE STATE OF TEXAS	§
	§
COUNTIES OF HAYS AND COMAL	§
	§
WIMBERLEY INDEPENDENT	§
SCHOOL DISTRICT	§

THE UNDERSIGNED HEREBY CERTIFIES that:

On the 19th day of May, 2025, the Board of Trustees (the *Board*) of the Wimberley Independent School District (the *District*) convened in regular session at its regular meeting place in the District (the *Meeting*), the duly constituted members of the Board being as follows:

Dr. Rob Campbell	President
Ken Strange	Vice President
Chad Canine	Secretary
Andrea Justus	Trustee
Lindsey Deringer	Trustee
Will Conley	Trustee
Lexi Jones	Trustee

and all of such persons were present at the Meeting, except the following: _____, thus constituting a quorum. Among other business considered at the Meeting, the attached resolution (the *Resolution*) entitled:

> A RESOLUTION RELATING TO ESTABLISHING THE WIMBERLEY INDEPENDENT SCHOOL DISTRICT'S INTENTION TO REIMBURSE ITSELF FOR THE PRIOR LAWFUL EXPENDITURE OF FUNDS RELATING TO CONSTRUCTING VARIOUS SCHOOL DISTRICT IMPROVEMENTS FROM THE PROCEEDS OF OBLIGATIONS TO BE ISSUED BY THE DISTRICT FOR AUTHORIZED PURPOSES; AUTHORIZING OTHER MATTERS INCIDENT AND RELATED THERETO; AND PROVIDING AN EFFECTIVE DATE

was introduced and submitted to the Board for passage and adoption. After presentation and discussion of the Resolution, a motion was made by Trustee _____ that the Resolution be finally passed and adopted. The motion was seconded by Trustee _____ and carried by the following vote:

__ voted "For" __ voted "Against" __ abstained

all as shown in the official Minutes of the Board for the Meeting.

The attached Resolution is a true and correct copy of the original on file in the official records of the District; the duly qualified and acting members of the Board on the date of the Meeting are those persons shown above, and, according to the records of my office, each member of the Board was given actual notice of the time, place, and purpose of the Meeting and had actual notice that the Resolution would be considered; and the Meeting and deliberation of the aforesaid public business, was open to the public and written notice of said meeting, including the subject of the Resolution, was posted and given in advance thereof in compliance with the provisions of Chapter 551, as amended, Texas Government Code.

[*The remainder of this page left intentionally blank.*]

IN WITNESS WHEREOF, I have signed my name officially and affixed the seal of the District, this 19th day of May, 2025.

_____
Secretary, Board of Trustees
Wimberley Independent School District

(DISTRICT SEAL)

WIMBERLEY INDEPENDENT SCHOOL DISTRICT
BOARD OF EDUCATION
WIMBERLEY, TEXAS

Subject: Consideration and Possible Action Regarding Ranking/Selection of Project Management Services, Including Possible Delegation of Authority to the Superintendent or Designee to Negotiate and Execute a Contract at a Fair and Reasonable Price

Date: May 19, 2025

Presented by: Mike Doyle

Action

1. BACKGROUND INFORMATION

WISD utilized the RFP method of procurement with the intent to enter into an agreement with a qualified and experienced firm to obtain timely and professional Project Management Services related to Bond 2025 projects.

WISD ensures procurement compliance by conducting/completing the RFP process.

2. ADMINISTRATIVE RECOMMENDATION

It is administration's recommendation that the Board approve the ranking of Project Management firms as presented by Administration and delegate authority to the Superintendent, or designee, to negotiate a contract with the top-ranked firm and to execute a contract, and if a contract cannot be negotiated with the top-ranked firm, then for the Superintendent to terminate negotiations with the top-ranked and go on to the next-ranked until a mutually agreeable contract can be executed at fair and reasonable price.

3. BOARD ACTION REQUIRED

Yes

Wimberley Independent School District
WISD PROJECT NAME – PROJECT MANAGEMENT SERVICES
PROJECT NUMBER - RFQ-MD-2425-02
Evaluation: Thursday, May 8, 2025
Submission Ranking

Firms	Rank
AGCM, Inc.	1
TWS Advisory Group	2
Spire Consulting Group	3

WIMBERLEY INDEPENDENT SCHOOL DISTRICT
BOARD OF EDUCATION
WIMBERLEY, TEXAS

Subject: Consideration and Possible Action Regarding Ranking/Selection of Architectural & Engineering Services, Including Possible Delegation of Authority to The Superintendent or Designee to Negotiate and Execute A Contract at a Fair and Reasonable Price

Date: May 19, 2025

Presented by: Mike Doyle

Action

1. BACKGROUND INFORMATION

WISD utilized the RFP method of procurement with the intent to enter into an agreement with a qualified and experienced firm to obtain timely and professional Architectural & Engineering Services related to Bond 2025 projects.

WISD ensures procurement compliance by conducting/completing the RFP process.

2. ADMINISTRATIVE RECOMMENDATION

It is administration's recommendation that the Board approve the ranking of Architectural & Engineering firms as presented by Administration and delegate authority to the Superintendent, or designee, to negotiate a contract with the top-ranked firm and to execute a contract, and if a contract cannot be negotiated with the top-ranked firm, then for the Superintendent to terminate negotiations with the top-ranked and go on to the next-ranked until a mutually agreeable contract can be executed at fair and reasonable price.

3. BOARD ACTION REQUIRED

Yes

Wimberley Independent School District
WISD PROJECT NAME – ARCHITECTURAL & ENGINEERING SERVICES
PROJECT NUMBER - RFQ-MD-2425-04
Evaluation: Tuesday, May 13, 2025
Submission Ranking

Firms	Rank
O'Connell Robertson	1
Huckabee	2
PBK	2
Corgan	4
VLK	4
Pfluger Architects, Inc.	6
Claycomb Associates, Inc.	7
Cushing Terrell	8
Autoarch Architects	9
ADM Group, Inc.	10
Reliance Architecture, LLC.	11
KNRG Architects	12
Wright Group Architects – Planners, PLLC.	13
Hollon-Cannon Group	14
Amtech Solutions, Inc.	15
Millennium Engineers Group	16

WIMBERLEY INDEPENDENT SCHOOL DISTRICT
BOARD OF EDUCATION
WIMBERLEY, TEXAS

Subject: Consideration and Possible Action Regarding the Designation of Investment Officers for Wimberley ISD

Date: May 19, 2025

Presented by: Mike Doyle

Action

1. BACKGROUND INFORMATION

The designated Investment Officer(s) shall have authority to invest District funds in accordance with the Public Funds Investment Act, the District's Investment Policy, and any other applicable laws and regulations. The Investment Officer(s) are authorized to engage in investment transactions on behalf of the District and to act as necessary to carry out their duties in the best interest of the District.

The following individuals will be designated as Investment Officers for Wimberley ISD:

- The Superintendent of Schools
- The Chief Financial Officer
- The District Accountant

2. ADMINISTRATIVE RECOMMENDATION

It is the administrations recommendation that the Board approve the designation of the listed Investment Officers for Wimberley ISD and authorize them to conduct investment transactions on the District's behalf.

3. BOARD ACTION REQUIRED

Yes

Superintendent
Greg Bonewald, Ed.D.

Asst. Superintendent
Jason Valentine

Chief Financial Officer
Michael Doyle

RESOLUTION OF THE BOARD TO DESIGNATE INVESTMENT OFFICERS

WHEREAS, the Board of Trustees of the Wimberley Independent School District (the "District") is required under the Texas Public Funds Investment Act (Texas Government Code Chapter 2256) to designate one or more investment officers to be responsible for the investment of its funds and to ensure compliance with the District's investment policy;

WHEREAS, the Board of Trustees recognizes the need to designate responsible individuals to oversee and manage the investment of public funds in accordance with applicable laws and the District's investment strategy;

NOW, THEREFORE, BE IT RESOLVED by the Board of Trustees of the Wimberley Independent School District that:

1. **Designation of Investment Officers:**
   The following individuals are hereby designated as Investment Officers for the District:
   - The Superintendent of Schools
   - The Chief Financial Officer (CFO)
   - The District Accountant
2. **Authority and Responsibility:**
   The designated Investment Officers shall have authority to invest District funds in accordance with the Public Funds Investment Act, the District's Investment Policy, and any other applicable laws and regulations. They are authorized to engage in investment transactions on behalf of the District and to act as necessary to carry out their duties in the best interest of the District.
3. **Compliance:**
   Each Investment Officer shall attend investment training as required by law and shall ensure that all investments are made in accordance with the District's approved Investment Policy.
4. **Effective Date:**
   This resolution shall become effective immediately upon adoption and shall remain in effect until modified or rescinded by further action of the Board of Trustees.

PASSED AND APPROVED this ___ day of _____**, 2025**.

President, Board of Trustees
Wimberley Independent School District

ATTEST:

Secretary, Board of Trustees
Wimberley Independent School District

WIMBERLEY INDEPENDENT SCHOOL DISTRICT
BOARD OF EDUCATION
WIMBERLEY, TEXAS

Subject: Textbook Selection Committees 24-25 **Date: May 19, 2025**

Presenter: Jason Valentine

Action

BACKGROUND INFORMATION

Please find the recommendations for textbook selection committees below. You can also find the Proclamation 2024 in blue below outlining the current subjects for consideration.

Committee Recommendations by ELA Grades 3-5

JWE Members: SueAnna Thomas, Annmarie Campbell, Carissa Story, Traci Biggers, Amy Sherrill, Melissa Ivicic, Lezlie Wright, Stephanie Hall, Marcie Jenkins

IMRA 2025

The committee reviewed the only two choices available in the Instructional Materials Review and Approval List for 2025. After a thorough review, SAVVAS, *Texas My View Literacy,* English and Spanish was overwhelmingly selected by the committee. It had the most available resources for integrations with our current platforms that teachers use on a daily basis. *MyView Literacy* was also considered to be the most engaging and aesthetically pleasing for elementary age students.

Demo of MyView
SAVVAS Realize
Username: TXmyViewIMRA
Password: Savvas#1

ADMINISTRATIVE RECOMMENDATION

Approve as presented

BOARD ACTION REQUIRED

Yes

Wimberley ISD

Excellence. Innovation. Service.

Monthly Financial Report

Reported on May 19, 2025

Financial Data through April 30, 2025

Wimberley ISD

Excellence. Innovation. Service.

Combined Balance Sheet Highlights

Total Cash & Investment Balances for all Governmental & Proprietary Funds	$35,162,562
Total Cash & Investments - General Fund	$17,889,467
Total Cash & Investments - Debt Service	$15,029,331
Unaudited Ending General Fund Balance	$16,140,723

Current position of the unaudited ending General Fund Balance is equivalent to 6.87 operating months

Wimberley ISD
Excellence. Innovation. Service.

State of Revenues, Expenditures – General Fund

Revenue	$27,502,301	90% of the budget revenue
Activity	$18,705,889	59% of the overall revised budget expenditures

Wimberley ISD
Excellence. Innovation. Service.

State of Revenues, Expenditures – Child Nutrition

Revenue	$864,229.28	78% of budgeted revenue
Activity	$860,867.26	71% of budgeted expenditures

Wimberley ISD
Excellence. Innovation. Service.

State of Revenues, Expenditures – Debt Service

Revenue	$10,291,462	96% of budgeted revenue
Activity	$1,553,970	18% of budgeted expenditures

Wimberley ISD
Excellence. Innovation. Service.

State of Revenues, Expenditures – Special Revenue

Revenue	$1,698,980
Activity	$1,660,564

Wimberley ISD
Excellence. Innovation. Service.

State of Revenues, Expenditures – Enterprise Funds

	Blue Hole After School Program	Jacob's Well After School Program	Blue Hole PK Program
Revenue	$138,144	$79,848	$490,328
Activity	$75,231	$35,133	$301,317

Total net profit through the month - $298,638

Wimberley ISD

Excellence. Innovation. Service.

Current Tax Collections

- Total Current Month Tax Collections:
  - $394,917

- Total Fiscal Year to Date Tax Collection:
  - $34,125,690
  - 97% of Levy
  - Previous year comparison
    - 97%

- Total Budgeted Tax Revenue
  - $35,349,005
  - Percent of Budget Collected - 97%
  - Previous year comparison
    - 97%

Wimberley Independent School District
Combined Balance Sheet
for the Month Ending April 30, 2025
(Un-Audited)

		General Fund	Child Nutrition Fund	Debt Service Fund	Special Revenue Funds	Enterprise Funds	Total
	Assets:						
11XX	Cash and Cash Equivalents	$ (919,095.28)	$ 373,050.81	$ 8,549.91	$ 154,692.50	$ 1,065,384.07	$ 682,582.01
	Current Investments	18,808,562.88	330.00	15,020,781.89	650,105.34	200.00	34,479,980.11
	Total Cash and Investments	**$ 17,889,467.60**	**$ 373,380.81**	**$ 15,029,331.80**	**$ 804,797.84**	**$ 1,065,584.07**	**$ 35,162,562.12**
12XX	Property Taxes - Delinquent	1,245,581.00	-	376,299.00	-	-	1,621,880.00
	Allowance for Uncollectible Taxes	(124,559.00)	-	(37,631.00)	-	-	(162,190.00)
	Accrued Interest	0.04	-	817.59	-	-	817.63
	Due from State Agencies	3,401.45	46,161.85	-	90,006.88	1,013.00	140,583.18
	Due from other Governments	35,783.93	-	15,126.50	-	-	50,910.43
	Due from Other Funds	11,281.64	-	-	3,914.00		15,195.64
	Other Receivables	11,943.71	79,716.89	-	3,163.86	-	94,824.46
	Total Receivables	**$ 1,183,432.77**	**$ 125,878.74**	**$ 354,612.09**	**$ 97,084.74**	**$ 1,013.00**	**$ 1,762,021.34**
13XX	Inventories	10,742.83	21,678.83	-	-	-	32,421.66
	Prepaid Items	-	-	-	-	-	-
	Other Current Assets	**$ 10,742.83**	**$ 21,678.83**	**$ -**	**$ -**	**$ -**	**$ 32,421.66**
	Total Current Assets	**$ 19,083,643.20**	**$ 520,938.38**	**$ 15,383,943.89**	**$ 901,882.58**	**$ 1,066,597.07**	**$ 36,957,005.12**
215X	Accounts Payable	$ 850.01	-	-	-	-	$ 850.01
	Other Liabilities	-	-	-		-	-
	Payroll Deductions and Withholdings	113,179.42	-	-	-	-	113,179.42
216X	Accrued Wages Payable	1,358,260.86	26,610.39	-	-	-	1,384,871.25
	Due to Debt Service	-	-	-	-	-	-
	Due to State Agencies	-	-	2,883.00	-	-	2,883.00
	Due to other Governments	173,984.32	-	2,541.67	12,294.64	-	188,820.63
22XX	Accrued Expenses	53,892.18	1,992.61	-	-	0.21	55,885.00
23XX	Deferred Revenues	121,730.76	-	-	412.72	25,763.28	147,906.76
	Deferred Inflows	1,121,022.00	-	338,668.00	-	-	1,459,690.00
	Total Liabilities	**$ 2,942,919.55**	**$ 28,603.00**	**$ 344,092.67**	**$ 12,707.36**	**$ 25,763.49**	**$ 3,354,086.07**
	Fund Balance/Equity						
	Reserved/Designated Fund Balance	**9,616.57**	**151,789.51**	**3,448,613.06**	**-**	-	**3,610,019.14**
3601	Reserved for Current Year						
3602	Expenditures/Expenses	-	-	$ -	-	-	-
3600	Unreserved Fund Balance/Fund Equity	$ 16,131,107.08	340,545.87	11,591,238.16	889,175.22	1,040,833.58	29,992,899.91
	Total Fund Balance/Equity	**$ 16,140,723.65**	**$ 492,335.38**	**$ 15,039,851.22**	**$ 889,175.22**	**$ 1,040,833.58**	**$ 33,602,919.05**
	Total Liabilities and Fund Equity	**$ 19,083,643.20**	**$ 520,938.38**	**$ 15,383,943.89**	**$ 901,882.58**	**$ 1,066,597.07**	**$ 36,957,005.12**

Wimberley Independent School District
Statement of Revenues, Expenditures, and Changes in Fund Balance
for the Month Ending April 30, 2025
(Un-Audited)

	GENERAL FUND						
	Prior Year Actual Revenues/ Expenditures	Original Budget	Revised Budget	Encumbrances	Current Year Actual Revenues/ Expenditures	Unrealized/ Unexpended Budget	Percentage Y-T-D
Revenues:							
Local	$ 24,059,480.02	$ 26,367,627	$ 26,390,319	$ -	$ 25,320,645.98	1,438,410.27	95.95%
State	$ 2,298,698.32	3,981,764	3,981,764	$ -	$ 2,049,417.53	2,149,140.09	51.47%
Federal	$ 69,673.13	75,000	75,000	$ -	$ 132,237.81	-53,267.02	176.32%
Other Sources	$ 91,878.00	91,878	91,878	$ -	$ -	91,878.00	0.00%
Total Revenues	$ 26,519,729.47	**$ 30,516,269**	**$ 30,538,961**	**$ -**	**$ 27,502,301.32**	**$ 3,626,161.34**	90.06%
11-Instruction	$ 10,061,746.91	15,237,323	15,338,113	84,133.52	10,373,483.23	4,880,496.25	67.63%
12-Library	$ 175,480.63	254,980	254,980	5,386.19	166,850.30	82,743.51	65.44%
13-Prof Dev	$ 86,990.64	191,325	213,948	2,501.00	105,179.99	106,267.01	49.16%
21-Instruct Admin	$ 376,392.79	543,863	523,863	2,300.15	331,669.56	189,893.29	63.31%
23-Campus Admin	$ 869,667.83	1,323,230	1,323,230	4,257.76	872,127.59	446,844.65	65.91%
31-Counselors	$ 718,867.44	1,216,713	1,141,345	7,776.39	829,181.15	304,387.46	72.65%
33-Health Services	$ 153,341.35	305,718	305,718	107.16	179,366.40	126,244.44	58.67%
34-Transportation	$ 677,450.17	1,051,112	1,077,896	41,599.82	723,751.36	312,544.82	67.14%
36-Co-Curricular	$ 994,017.32	1,387,800	1,387,510	13,340.62	976,291.79	397,877.59	70.36%
41-Gen Admin	$ 929,520.66	1,494,517	1,473,924	7,367.87	1,028,439.58	438,116.55	69.78%
51-Maintenance	$ 2,395,038.86	3,710,157	3,703,735	404,186.90	2,404,157.18	895,390.92	64.91%
52-Security	$ 252,210.32	652,259	654,259	6,981.65	166,366.38	480,910.97	25.43%
53-Data Services	$ 312,143.13	464,677	457,845	4,787.28	321,824.10	131,233.62	70.29%
81-Facilities Acquisition/Constr.	$ -	-	-	-	$ -	-	NA
91-Purchase of WADA-Chp 49	$ -	3,466,927	3,466,927	-	$ -	3,466,927.00	0.00%
99-Other Intergovernmental charge	$ 211,521.70	321,400	321,400	-	$ 227,201.18	94,198.82	70.69%
00-Other Uses	$ -	21,000	21,000	-	$ -	21,000.00	0.00%
Total Expenditures and Other Uses	$ 18,214,389.75	**$ 31,643,001**	**$ 31,665,693**	**$ 584,726.31**	**$ 18,705,889.79**	**$ 12,375,076.90**	59.07%
Excess of Revenues Over (Under) Expenditures and Other Uses	$ 8,305,339.72	**$ (1,126,732)**	**$ (1,126,732)**	**(584,726.31)**	**$ 8,796,411.53**		
Fund Balance as of September 1, 2024		**$ 7,344,311**	**$ 7,344,311**	**(12,301.25)**	**$ 7,344,311.00**		
Fund Balance Ending - Monthly Reporting Period		**$ 6,217,579**	**$ 6,217,579**	**(597,027.56)**	**$ 16,140,722.53**	**$ (10,520,171.09)**	

Wimberley Independent School District
Detail of Expenditures & Other Uses(Program) - General Fund
for the Month Ending April 30, 2025
(Un-Audited)

	GENERAL FUND						
	Prior Year Actual Revenues/ Expenditures	Original Budget	Revised Budget	Encumbrances	Current Year Actual Revenues/ Expenditures	Unrealized/ Unexpended Budget	Percentage Y-T-D
Expenditures and Other Uses by Program Code:							
11-Basic Educational Services	***6,654,848.34***	10,075,703	9,906,932	60,192.86	6,777,809.28	3,068,929.86	68.41%
21-Gifted and Talented	***171,416.38***	157,217	155,380	-	86,182.65	69,197.35	55.47%
22-Career and Technical	***603,929.70***	792,411	1,096,086	6,877.64	711,025.80	378,182.56	64.87%
23-Services to Students with Disabilities	***2,031,363.92***	3,219,947	3,204,656	29,790.20	2,152,792.08	1,022,073.72	67.18%
24-Accelerated Education	***409,896.42***	670,147	668,744	138.02	380,216.17	288,389.81	56.86%
25-Bilingual Education and Special Language	***165,295.28***	328,216	328,528	499.99	205,440.82	122,587.19	62.53%
28-Disciplinary Alternative Education (DAEP)	***73,972.52***	112,595	112,595	-	75,353.10	37,241.90	66.92%
33-Prekindergarten Special Education Services	***106,268.35***	138,987	155,317	10,590.08	93,825.93	50,900.99	60.41%
36-Early Education Allotment	***136,890.48***	209,394	209,394	-	141,481.42	67,912.58	67.57%
37-Dyslexia	***77,697.10***	104,318	104,109	-	71,377.17	32,731.83	68.56%
38-College, Career & Military Readiness	***136,420.82***	208,494	208,987	-	183,436.20	25,550.80	87.77%
43-Dyslexia - Special Education	***138,311.64***	244,789	244,967	-	168,757.02	76,209.98	68.89%
91-Athletics and Related Activities	***845,010.83***	1,187,561	1,183,946	11,315.49	824,712.59	347,917.92	69.66%
99-Undistributed	***6,663,067.97***	14,193,222	14,086,052	465,322.03	6,833,479.56	6,787,250.41	48.51%
Total Expenditures and Other Uses	***18,214,389.75***	**31,643,001**	**31,665,693**	**584,726.31**	**18,705,889.79**	**12,375,076.90**	59.07%

General Fund Revenues Collected Year to Date

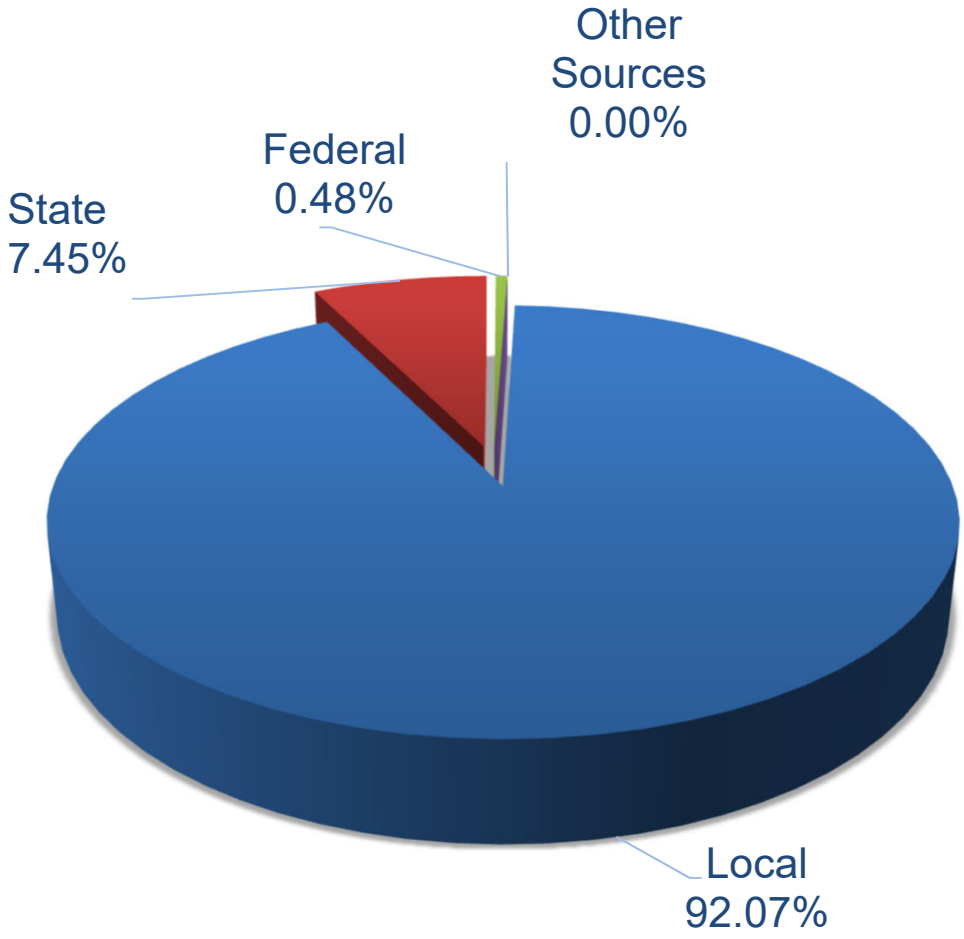

Local State Federal Other Sources

General Fund Expenditures Year to Date

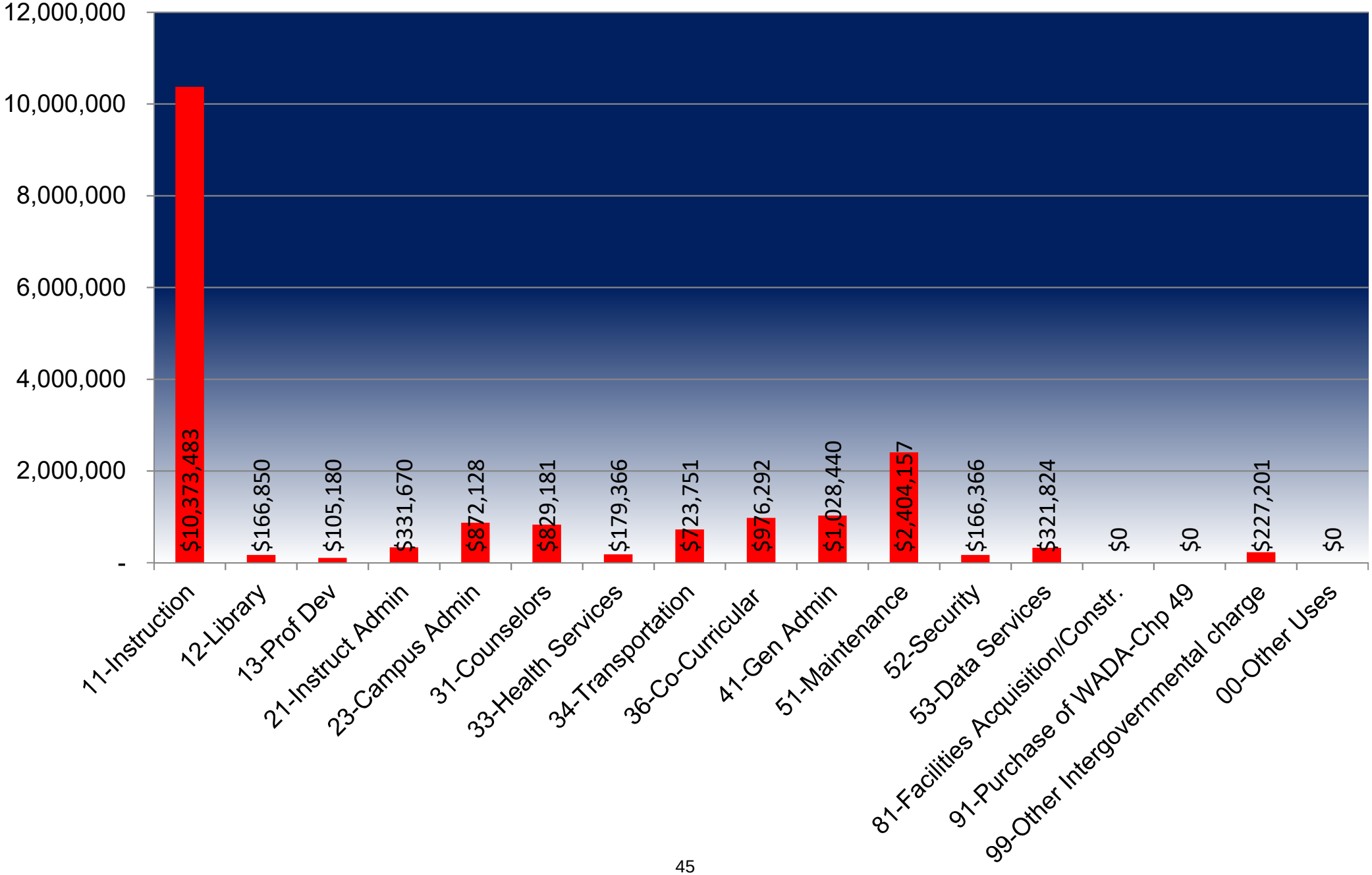

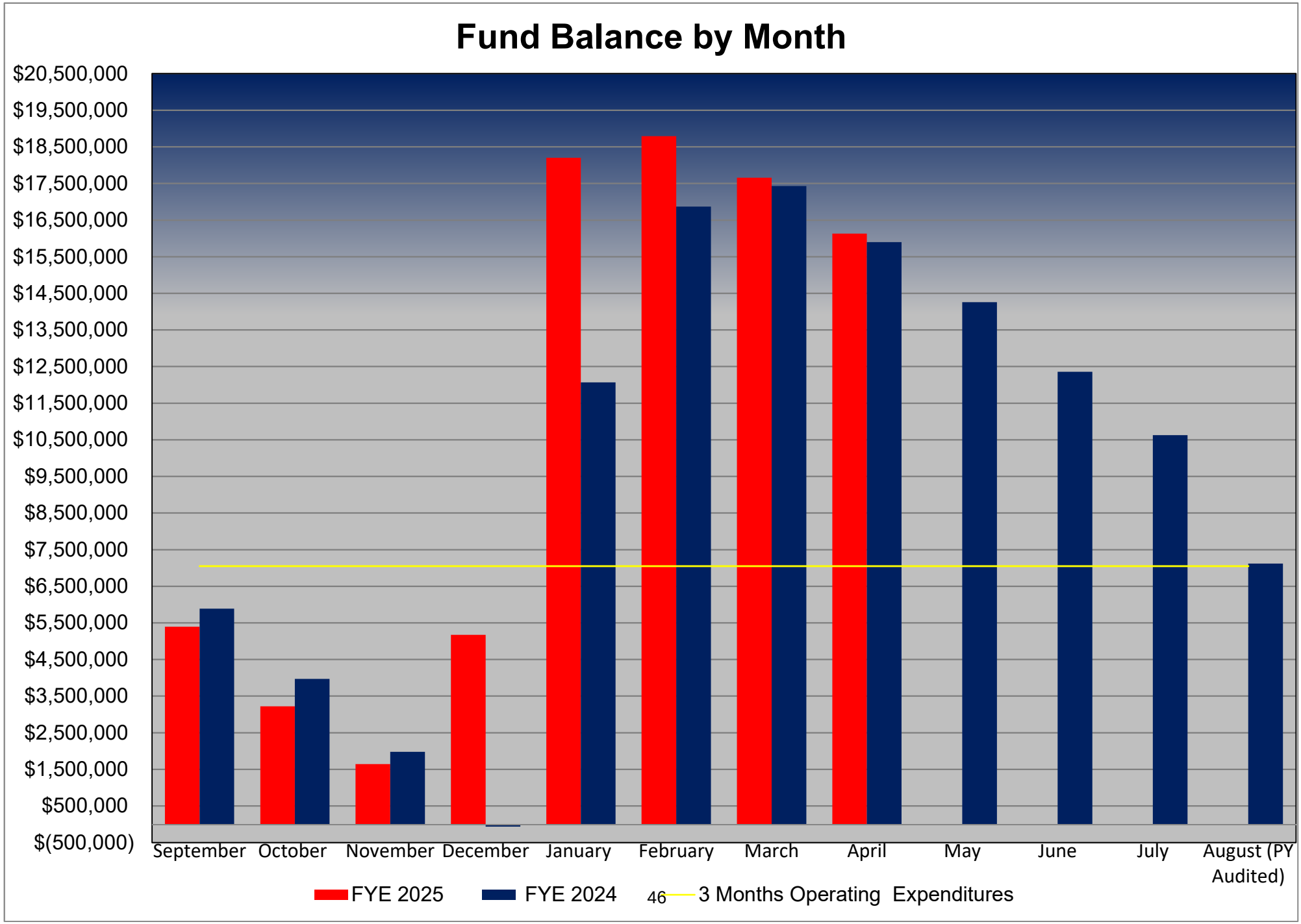
Fund Balance by Month
$20,500,000
$19,500,000
$18,500,000
$17,500,000
$16,500,000
$15,500,000
$14,500,000
$13,500,000
$12,500,000
$11,500,000
$10,500,000
$9,500,000
$8,500,000
$7,500,000
$6,500,000
$5,500,000
$4,500,000
$3,500,000
$2,500,000
$1,500,000
$500,000
$(500,000)
September
October
November
December
January
February
March
April
May
June
July
August (PY Audited)
FYE 2025
FYE 2024
3 Months Operating Expenditures

Wimberley Independent School District
Statement of Revenues, Expenditures, and Changes in Fund Balance
for the Month Ending April 30, 2025
(Un-Audited)

CHILD NUTRITION FUND

	Prior Year Actual Revenues/ Expenditures	Original Budget	Revised Budget	Current Year Actual Revenues/ Expenditures	Unrealized/ Unexpended Budget	Percentage Y-T-D
Revenues and Other Resources:						
Local	$ 522,329.80	$ 582,775	$ 582,775	$ 538,740.71	$ 44,034.29	92.44%
State	4,694.63	5,550	5,550	$ 4,603.59	946.41	82.95%
Federal	453,317.85	555,000	504,121	$ 320,884.98	183,236.02	63.65%
Other sources	-	21,000	21,000	$ -	21,000.00	0.00%
Total Revenues and Other Resources	**$ 980,342.28**	**$ 1,164,325**	**$ 1,113,446**	**$ 864,229.28**	**$ 249,216.72**	77.62%
Expenditures and Other Uses:						
35-6100 Payroll	293,927.60	517,021	517,021	$ 346,675.09	170,345.91	67.05%
35-6200 Professional and Contracted Services	29.84	220	7,820	$ 5,864.03	1,955.97	74.99%
35-6300 Supplies & Materials	422,030.80	572,084	597,315	$ 489,131.76	108,183.24	81.89%
52-6300 Supplies & Materials	2,755.59	3,000	1,525	$ 1,255.69	269.31	82.34%
35-6400 Food Service Other Operating Expenses	9,153.96	13,000	12,350	$ 11,180.79	1,169.21	90.53%
35-6600 Food Service Capital Expenses	31,142.08	105,000	74,165	$ 6,759.90	67,405.10	9.11%
Total Expenditures	**$ 759,039.87**	**$ 1,210,325**	**$ 1,210,196**	**$ 860,867.26**	**$ 349,328.74**	71.13%
Excess of Revenues and Other Resources Over (Under) Expenditures	**$ 221,302.41**	**$ (46,000)**	**$ (96,750)**	**$ 3,362.02**		
Fund Balance as of September 1, 2024		**488,973**	**488,973**	**488,973.00**		
Fund Balance Ending - Monthly Reporting Period		**$ 442,973**	**$ 392,223**	**$ 492,335.02**	**$ 100,112.02**	

	Prior Year/Mo.	Current Year/Mo.	Increase/ (Decrease)	% Change	Prior Year/Mo.	Current Year/Day	Increase / (Decrease)	% Change
School Breakfast Program Meals Served: (Days)					*19*	*20*		
Free-Bkfst	2,570	1,693	(877)	-34%	135	85	(50)	-37%
Reduced-Bkfst	200	229	29	15%	11	11	-	NA
Paid-Bkfst	1,984	1,808	(176)	-9%	104	90	(14)	-13%
Total	**4,754**	**3,730**	**(1,024)**	**-22%**	**250**	**186**	**(64)**	**-26%**
School Lunch Program Meals Served:								
Free-Lunch	7,639	6,587	(1,052)	-14%	402	329	(73)	-18%
Reduced-Lunch	556	569	13	2%	29	28	(1)	-3%
Paid-Lunch	12,232	13,452	1,220	10%	644	673	29	5%
Total	**20,427**	**20,608**	**181**	**1%**	**1,075**	**1,030**	**(45)**	**-4%**
Grand Totals	**25,181**	**24,338**	**(843)**	**-3%**	**1,325**	**1,216**	**(109)**	**-8%**

	Prior Year/Mo.	Current Year/Mo.	Increase/(Decrease)	% Change
Number of Children approved for Free Meals	**656**	**576**	**(80)**	**-12.2%**
Number of Children approved for Reduced Meals	**55**	**46**	**(9)**	**-16.4%**
Total	**711**	**622**	**(89)**	**-12.5%**

47

Wimberley Independent School District
Statement of Revenues, Expenditures, and Changes in Fund Balance
for the Month Ending April 30, 2025
(Un-Audited)

DEBT SERVICE FUND

	Prior Year Actual Revenues/ Expenditures	Original Budget	Revised Budget	Current Year Actual Revenues/ Expenditures	Unrealized/ Unexpended Budget	Percentage Y-T-D
Revenues:						
Local Revenue						
Taxes, Current Year Levy	8,877,244.44	$ 9,685,800	$ 9,685,800	9,324,112.29	$ 361,687.71	96.27%
Taxes, Prior Year	19,554.39	45,000	45,000	46,012.00	(1,012.00)	102.25%
Penalties, Interest and Other Tax Revenues	45,474.71	45,000	45,000	64,155.00	$ (19,155.00)	142.57%
Earnings from Investments	205,777.37	450,000	450,000	344,958.67	105,041.33	76.66%
Miscellaneous Revenue	-	-	-	-	-	NA
Local Revenue	**$ 9,148,050.91**	**$ 10,225,800**	**$ 10,225,800**	**$ 9,779,237.96**	**$ 446,562.04**	**95.63%**
State Revenue						
Additional State Aid for Homestead Exemption	$ 480,531.00	$ -	$ 512,224	$ 512,224.00	-	100.00%
State Revenue	**$ 480,531.00**	**$ -**	**$ 512,224**	**$ 512,224.00**	**$ -**	**100.00%**
Other Sources						
Issuance of Bonds	$ -	$ -	$ -	$ -	-	NA
Operating Transfer In	$ -	$ -	$ -	$ -	-	NA
Bond Premium/Discount	$ -	$ -	$ -	$ -	-	NA
Other Source Revenue	**$ -**	**$ -**	**$ -**	**$ -**	**$ -**	**0.00%**
Total Revenue	**$ 9,628,581.91**	**$ 10,225,800.00**	**$ 10,738,024.00**	**$ 10,291,461.96**	**$ 446,562.04**	**95.84%**
Expenditures:						
71-6511 Bond Principal	-	1,335,000	1,335,000	-	1,335,000.00	0.00%
71-6511 Bond Principal - DFC	-	4,251,058	4,251,058	-	4,251,058.00	0.00%
71-6521 Interest on Bonds	1,714,864.60	3,107,942	3,107,942	1,553,970.86	1,553,971.14	50.00%
71-6599 Other Debt Service Fees	2,550.00	15,000	15,000	1,000.00	14,000.00	6.67%
Total Expenditures	**$ 1,717,414.60**	**$ 8,709,000**	**$ 8,709,000**	**$ 1,554,970.86**	**$ 7,154,029.14**	17.85%
Excess of Revenues Over (Under) Expenditures	**$ 7,911,167.31**	**$ 1,516,800**	**$ 2,029,024**	**$ 8,736,491.10**		
Fund Balance as of September 1, 2024		**$ 6,303,361**	**$ 6,303,361**	**$ 6,303,361.00**		
Fund Balance Ending - Monthly Reporting Period		**$ 7,820,161**	**$ 8,332,385**	**$ 15,039,852.10**	**$ (6,707,467.10)**	

Wimberley Independent School District
Statement of Revenues, Expenditures, and Changes in Fund Balance
for the Month Ending April 30, 2025
(Un-Audited)

	SPECIAL REVENUE FUNDS				
	Prior Year Actual Revenues/ Expenditures	Revised Budget	Current Year Actual Revenues/ Expenditures	Unrealized/ Unexpended Budget	Percentage Y-T-D
Revenues:					
Local	*$ 929,547.78*	$ 1,231,442	$ 752,697.98	$ 478,744.24	61.12%
State	*135,931.62*	208,599	140,852.11	67,746.89	67.52%
Federal	*1,469.00*	1,874,508	805,430.28	1,069,077.72	42.97%
Total Revenues	*$ 1,066,948.40*	**$ 3,314,549**	**$ 1,698,980.37**	**$ 1,615,568.85**	51.26%
Expenditures:					
11-Instruction	*126,211.74*	1,053,321.61	684,977.70	368,343.91	65.03%
12-Library	*-*	4,000.00	3,293.93	706.07	82.35%
13-Prof Dev	*-*	7,400.00	6,718.49	681.51	90.79%
21-Instruct Admin	*-*	150.00	148.80	-	99.20%
23-School Leadership	*48,832.58*	60,791.00	59,374.41	1,416.59	97.67%
31-Counselors	*55,570.48*	120,645.00	33,236.75	87,408.25	27.55%
33-Health Services	*2,073.46*	4,679.68	929.79	3,749.89	19.87%
34-Transportation	*-*	-	-	-	NA
36-Co-Curricular	*797,195.94*	1,349,086.21	668,549.88	680,536.33	49.56%
41-Gen Admin	*3,042.45*	17,223.41	1,126.20	16,097.21	6.54%
51-Maintenance	*-*	-	-	-	NA
52-Security	*-*	899,845.00	202,207.89	697,637.11	22.47%
53-Data Services	*-*	-	-	-	NA
61-Community Service	*-*	-	-	-	NA
81-Facilities Acquisition/Constr	*-*	-	-	-	NA
99-Other Intergovernmental Charges	*-*	-	-	-	NA
00-Other Uses	*-*	-	-	-	NA
Total Expenditures	*$ 1,032,926.65*	**$ 3,517,141.91**	**$ 1,660,563.84**	**$ 1,856,576.87**	47.21%
Excess of Revenues Over (Under) Expenditures	*$ 34,021.75*	**$ (202,592.69)**	**$ 38,416.53**		
Unaudited Fund Balance September 1, 2024		**$ 852,290.00**	**$ 852,290.00**		
Fund Balance Ending - Monthly Reporting Period		**$ 649,697.31**	**$ 890,706.53**	**$ 241,009.22**	

Wimberley Independent School District
Statement of Revenues, Expenses, and Changes in Equity
for the Month Ending April 30, 2025
(Un-Audited)

	ENTERPRISE FUNDS			
	2024-2025 Blue Hole After School Program	2024-2025 Jacob's Well After School Program	2024-2025 Blue Hole Pre-K Program	2024-2025 Total Revenues/ Expenses
Revenues and Other Resources:				
Local	$ 133,602.39	$ 77,561.19	$ 471,011.23	$ 682,174.81
State	4,541.33	2,286.42	19,316.77	26,144.52
Other sources	-	-	-	-
Total Revenues and Other Resources	**$ 138,143.72**	**$ 79,847.61**	**$ 490,328.00**	**$ 708,319.33**
Expenses and Other Uses:				
6100 Payroll	71,762.26	33,602.92	295,942.58	401,307.76
6200 Professional and Contracted Services	-	-	-	-
6300 Supplies and Materials	3,468.75	1,530.39	5,374.36	10,373.50
6400 Other Operating Expenses	-	-	-	-
6600 Capital Outlay	-	-	-	-
8000-Other Uses	-	-	-	-
Total Expenses	**$ 75,231.01**	**$ 35,133.31**	**$ 301,316.94**	**$ 411,681.26**
Excess of Revenues and Other Resources Over (Under) Expenses	**$ 62,912.71**	**$ 44,714.30**	**$ 189,011.06**	**$ 296,638.07**
Fund Balance September 1, 2024	**$ 183,626.92**	**$ 75,489.08**	**$ 478,405.00**	**$ 737,521.00**
Fund Balance Ending - Monthly Reporting Period	**$ 246,539.63**	**$ 120,203.38**	**$ 667,416.06**	**$ 1,034,159.07**

Wimberley Independent School District
Monthly Tax Collection Report
for the Month Ending April 30, 2025

	Prior Year 2023-2024				Current Year 2024-2025			
Current Month Tax Collections:	**General Fund**	**Debt Service Fund**	**Total**	**% of Levy**	**General Fund**	**Debt Service Fund**	**Total**	**% of Levy**
5711 Taxes-Current Year Tax Levy	$ 231,356.84	$ 88,488.79	$ 319,845.63	**1.34%**	$ 251,593.51	$ 96,228.86	$ 347,822.37	**1.12%**
5712 Taxes-Delinquent Collections	$ 68,916.75	$ 17,927.64	$ 86,844.39		$ 7,164.01	$ 2,645.60	$ 9,809.61	
5719 Penalties and Interest	$ 27,429.30	$ 9,983.48	$ 37,412.78		$ 27,105.03	$ 10,179.94	$ 37,284.97	
Total Current Month Collections	**$ 327,702.89**	**$ 116,399.91**	**$ 444,102.80**		**$ 285,862.55**	**$ 109,054.40**	**$ 394,916.95**	
Fiscal Year to Date Collections:								
5711 Taxes-Current Year Tax Levy	$ 23,219,352.84	$ 8,877,244.44	$ 32,096,597.28	**97.39%**	$ 24,378,198.22	$ 9,324,112.29	$ 33,702,310.51	**96.56%**
5712 Taxes-Delinquent Collections	$ 79,198.55	$ 19,554.39	$ 98,752.94		$ 133,703.30	$ 46,012.00	$ 179,715.30	
5719 Penalties and Interest	$ 133,706.54	$ 45,474.71	$ 179,181.25		$ 179,465.89	$ 64,198.73	$ 243,664.62	
Total Revenue Collected	**$ 23,432,257.93**	**$ 8,942,273.54**	**$ 32,374,531.47**		**24,691,367.41**	**9,434,323.02**	**34,125,690.43**	
Total Budgeted Tax Revenue (Current, Delinquent, Penalty & Interest)	**$ 24,196,895.00**	**$ 9,227,561.00**	**$ 33,424,456.00**		**$ 25,573,205.00**	**$ 9,775,800.00**	**$ 35,349,005.00**	
Percentage of Budget Collected	**96.84%**	**96.91%**	**96.86%**		**96.55%**	**96.51%**	**96.54%**	

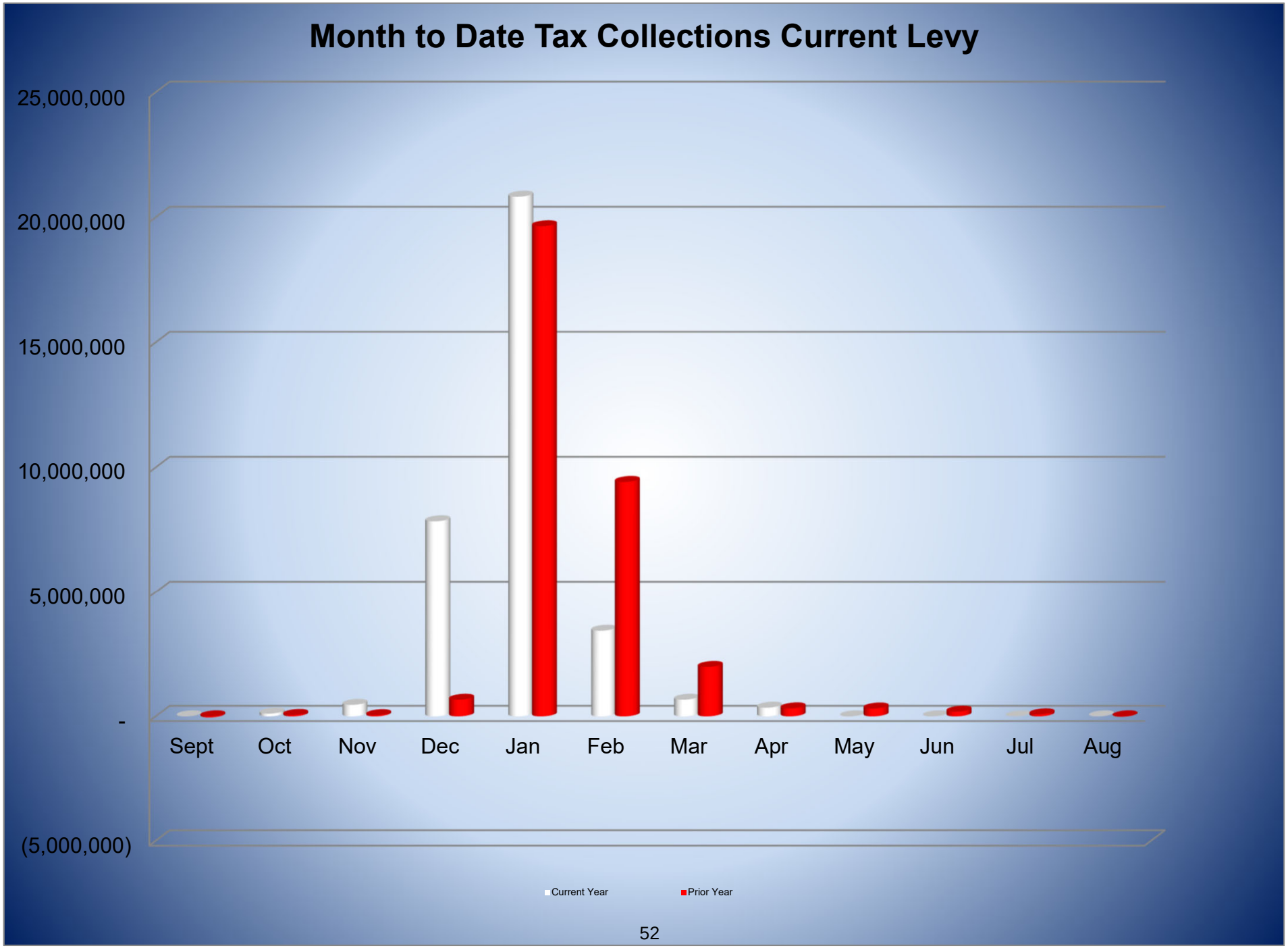
Month to Date Tax Collections Current Levy
25,000,000
20,000,000
15,000,000
10,000,000
5,000,000
-
(5,000,000)
Sept
Oct
Nov
Dec
Jan
Feb
Mar
Apr
May
Jun
Jul
Aug
Current Year
Prior Year

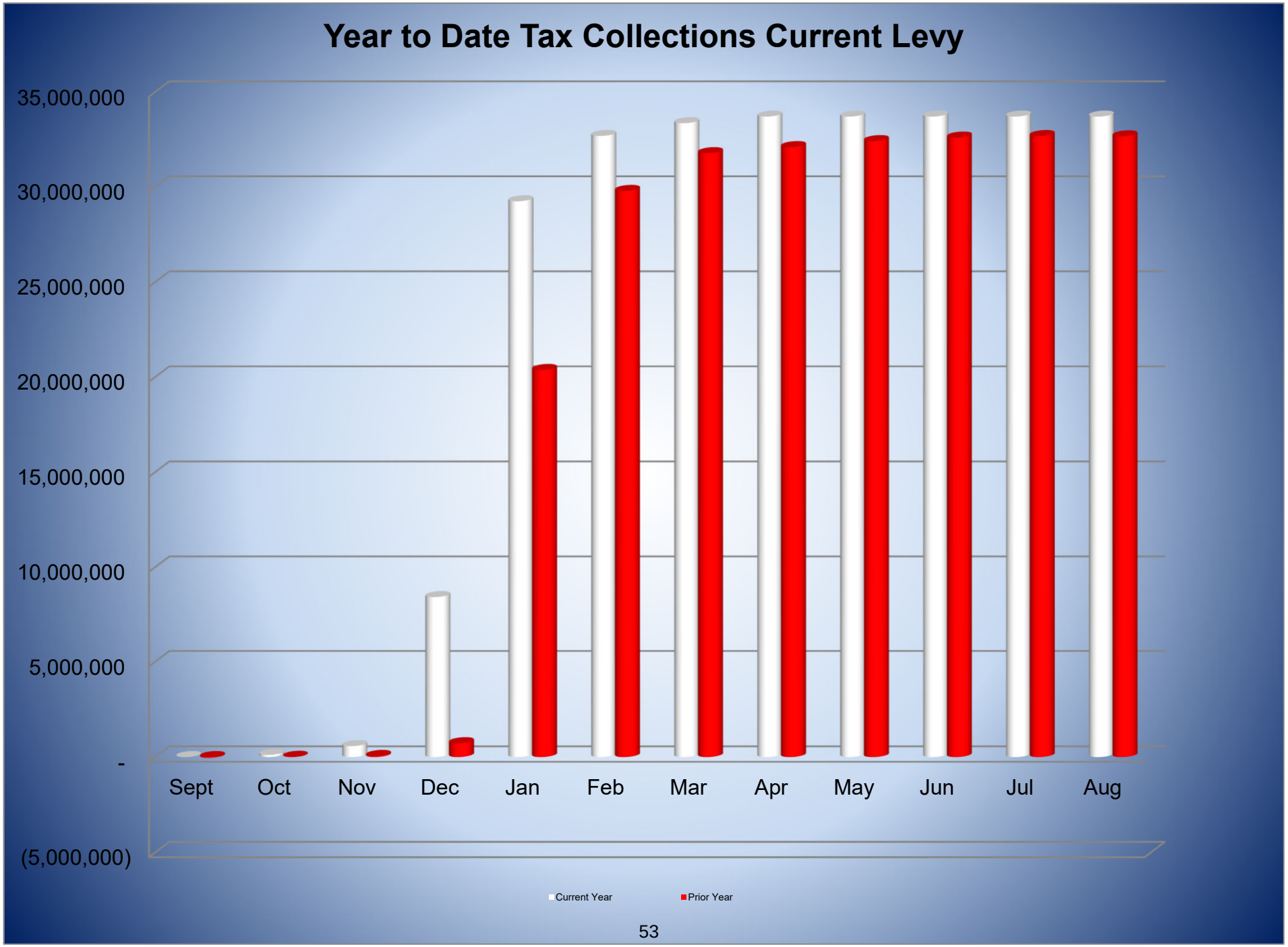
Year to Date Tax Collections Current Levy
35,000,000
30,000,000
25,000,000
20,000,000
15,000,000
10,000,000
5,000,000
-
(5,000,000)
Sept
Oct
Nov
Dec
Jan
Feb
Mar
Apr
May
Jun
Jul
Aug
Current Year
Prior Year
53

Wimberley Independent School District
Summary of Transportation - Student Riders
for the Month Ending April 30, 2025

Days:	13	20	21	15	14	17	18	16	20		154	Average	Daily	Annual
Morning:	**Aug**	**Sept**	**Oct**	**Nov**	**Dec**	**Jan**	**Feb**	**Mar**	**Apr**	**May**	**Total**	**Ridership**	**Mileage**	**Mileage**
Route 1	286.0	496.0	460.0	346.0	353.0	363.0	424.0	385.0	434.0		3,547.0	23.0	46.50	7,161.00
Route 2	305.0	530.0	539.0	318.0	304.0	446.0	449.0	363.0	427.0		3,681.0	23.9	35.00	5,390.00
Route 3	369.0	577.0	597.0	414.0	372.0	369.0	441.0	396.0	524.0		4,059.0	26.4	48.00	7,392.00
Route 4	430.0	735.0	721.0	546.0	480.0	613.0	607.0	542.0	652.0		5,326.0	34.6	34.00	5,236.00
Route 5	441.0	674.0	633.0	434.0	365.0	424.0	478.0	404.0	506.0		4,359.0	28.3	38.00	5,852.00
Route 6	262.0	353.0	342.0	233.0	217.0	310.0	328.0	302.0	357.0		2,704.0	17.6	34.00	5,236.00
Route 7	335.0	557.0	509.0	371.0	383.0	463.0	469.0	389.0	541.0		4,017.0	26.1	35.00	5,390.00
Route 8	384.0	618.0	629.0	425.0	343.0	396.0	399.0	357.0	407.0		3,958.0	25.7	32.00	4,928.00
Route 9	366.0	574.0	602.0	427.0	365.0	428.0	418.0	380.0	455.0		4,015.0	26.1	30.00	4,620.00
Route 11	92.0	142.0	185.0	134.0	125.0	139.0	152.0	133.0	163.0		1,265.0	8.2	32.00	4,928.00
Route 12	70.0	105.0	115.0	61.0	54.0	59.0	70.0	61.0	75.0		670.0	4.4	27.00	4,158.00
Route 13	15.0	12.0	5.0	2.0	3.0	4.0	4.0	4.0	4.0		53.0	0.3	84.00	12,936.00
Route 15	-	-	-	-	-	-					-	-	0.00	0.00
Route 16	60.0	88.0	77.0	45.0	44.0	81.0	66.0	58.0	81.0		600.0	3.9	42.00	6,468.00
Route 17	-	-	-	-							-	-	49.00	7,546.00
SS	-	-	-	-							-	-		0.00
Total	**3,415.0**	**5,461.0**	**5,414.0**	**3,756.0**	**3,408.0**	**4,095.0**	**4,305.0**	**3,774.0**	**4,626.0**	**-**	**38,254.0**	**248.4**	**566.50**	**87,241.00**
Average number of students	**262.7**	**273.1**	**257.8**	**250.4**	**243.4**	**240.9**	**239.2**	**235.9**	**231.3**	**-**	**248.4**			

Afternoon:	**Aug**	**September**	**October**	**November**	**December**	**January**	**Febuary**	**March**	**April**	**May**	**Total**	**Average Ridership**	**Daily Mileage**	**Annual Mileage**
Route 1	411.0	632.0	659.0	470.0	497.0	475.0	484.0	450.0	556.0		4,634.0	30.1	44.00	6,776.00
Route 2	712.0	1,020.0	1,016.0	737.0	694.0	789.0	808.0	734.0	940.0		7,450.0	48.4	36.50	5,621.00
Route 3	524.0	807.0	801.0	570.0	513.0	610.0	664.0	636.0	803.0		5,928.0	38.5	47.00	7,238.00
Route 4	357.0	680.0	686.0	469.0	461.0	518.0	523.0	497.0	659.0		4,850.0	31.5	30.00	4,620.00
Route 5	380.0	633.0	678.0	460.0	355.0	398.0	412.0	410.0	496.0		4,222.0	27.4	36.00	5,544.00
Route 6	446.0	670.0	667.0	515.0	478.0	533.0	569.0	532.0	685.0		5,095.0	33.1	28.00	4,312.00
Route 7	646.0	1,026.0	1,058.0	768.0	684.0	816.0	821.0	828.0	1,000.0		7,647.0	49.7	35.00	5,390.00
Route 8	679.0	1,003.0	1,012.0	694.0	641.0	657.0	731.0	741.0	876.0		7,034.0	45.7	25.00	3,850.00
Route 9	538.0	838.0	864.0	651.0	600.0	692.0	687.0	663.0	807.0		6,340.0	41.2	27.00	4,158.00
Route 10	949.0	1,372.0	1,453.0	1,051.0	953.0	1,128.0	1,214.0	1,105.0	1,243.0		10,468.0	68.0	0.00	0.00
Route 11	99.0	170.0	197.0	120.0	121.0	139.0	141.0	140.0	171.0		1,298.0	8.4	26.00	4,004.00
Route 12	85.0	128.0	125.0	74.0	62.0	76.0	82.0	80.0	92.0		804.0	5.2	27.00	4,158.00
Route 13	14.0	11.0	3.0	2.0	3.0	7.0	3.0	2.0	4.0		49.0	0.3	84.00	12,936.00
Route 16	42.0	72.0	55.0	21.0	24.0	50.0	51.0	35.0	44.0		394.0	2.6	42.00	6,468.00
Route 17	-	-	-	-							-	-	49.00	7,546.00
SS	-	-	-	-							-	-	0.00	0.00
Total	**5,882.0**	**9,062.0**	**9,274.0**	**6,602.0**	**6,086.0**	**6,888.0**	**7,190.0**	**6,853.0**	**8,376.0**	**-**	**66,213.0**	**430.0**	**536.50**	**82,621.00**
Average number of students	**452.5**	**453.1**	**441.6**	**440.1**	**434.7**	**405.2**	**399.4**	**428.3**	**418.8**	**-**	**430.0**			
Average daily mileage						54							**1,103.00**	

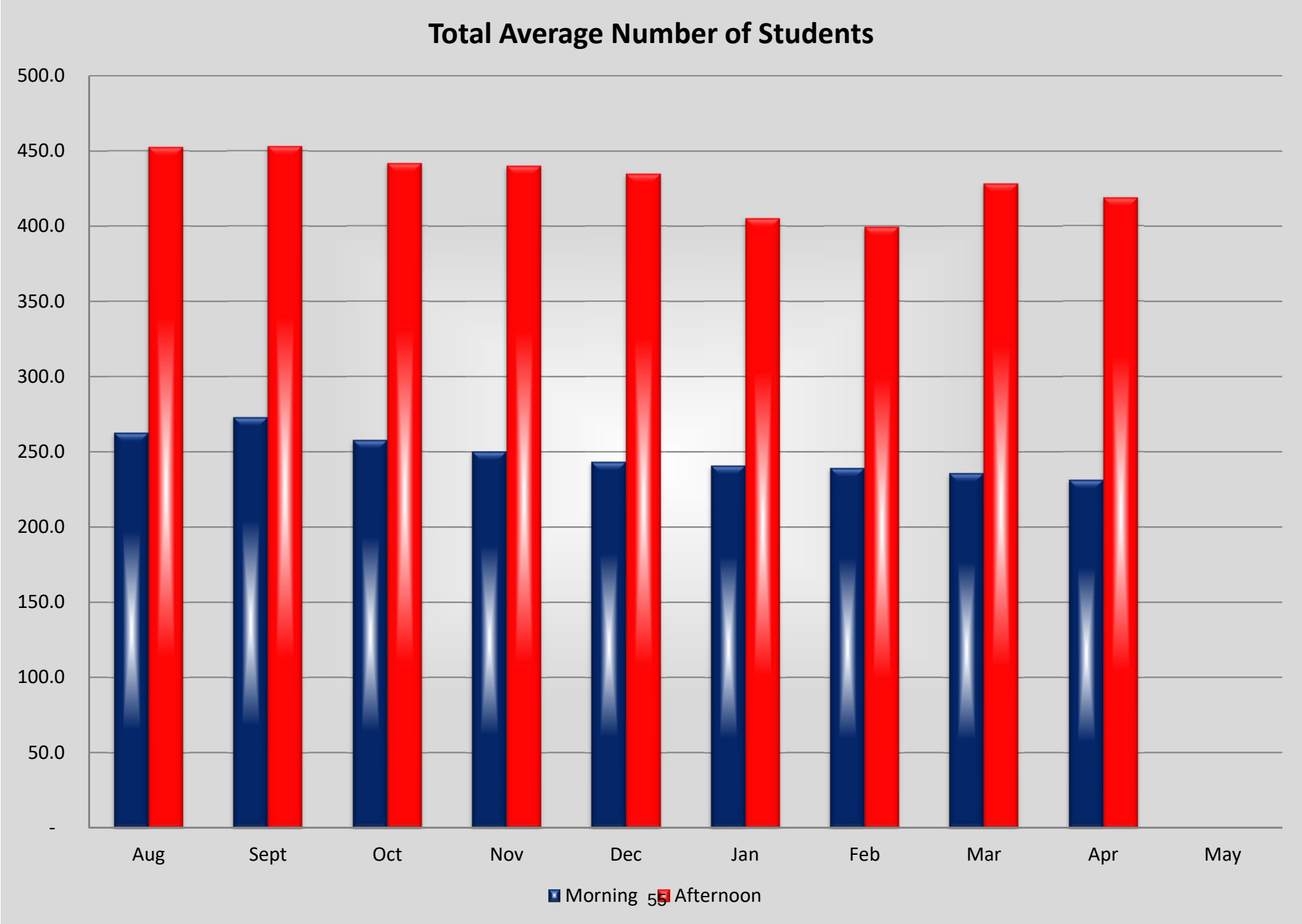
Total Average Number of Students
500.0
450.0
400.0
350.0
300.0
250.0
200.0
150.0
100.0
50.0
-
Aug
Sept
Oct
Nov
Dec
Jan
Feb
Mar
Apr
May
Morning
Afternoon

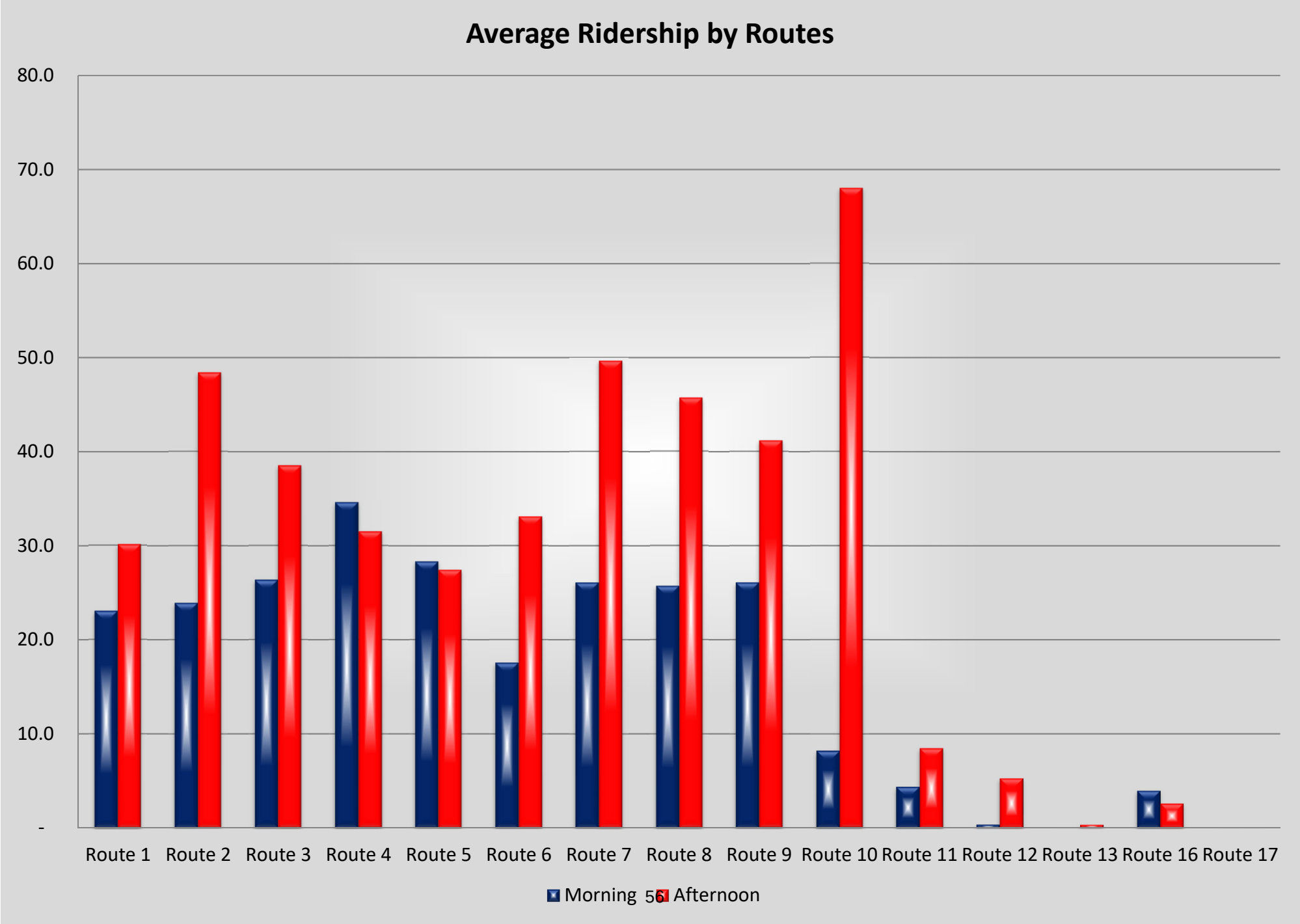
Average Ridership by Routes
80.0
70.0
60.0
50.0
40.0
30.0
20.0
10.0
-
Route 1
Route 2
Route 3
Route 4
Route 5
Route 6
Route 7
Route 8
Route 9
Route 10
Route 11
Route 12
Route 13
Route 16
Route 17
Morning
Afternoon

Wimberley ISD

Excellence. Innovation. Service.

24-25 Budget Update

May 2025

Wimberley ISD

Excellence. Innovation. Service.

Wimberley ISD 2024-2025 Revenue Projection (May 2025) Fund 199					
Total Revised Budgeted Revenue				$	30,538,961
Projected Local Revenue	57XX	$	26,258,453		
Projected State Revenue	58XX	$	3,917,866		
Projected Federal Revenue	59XX	$	226,458		
Total Projected Revenue				$	30,402,777
Under/(Over) Budget					**$136,184**
Percentage Differential (of Total Budeted Revenue)					**0.45%**

Wimberley ISD

Excellence. Innovation. Service.

Wimberley ISD
2024-2025 Expenditure Projection (Historical Average Method)
Fund 199

Revised Budgeted Payroll Expenditures	61XX			$	22,885,987
Actual Expenditures through April 30th		$	15,361,383		
Projected May - August Expenditures - historical two year average		$	7,356,537		
Total Projected Expenditures				$	22,717,920
Under/(Over) Budget					**$168,067**
Percentage Differential (of Total Projected Payroll)					**0.73%**

Wimberley ISD
2024-2025 Expenditure Projection (Historical Average Method)
Fund 199

	Total Fiscal Exp.	YTD April Exp.	May - August Exp.
2023-2024 61XX Expenditures	$ 22,135,051	$ 14,633,953	$ 7,501,098
2022-2023 61XX Expenditures	$ 22,267,554	$ 15,055,578	$ 7,211,976
			$ 14,713,074
Two Year Average May - August Payroll Expense			$ 7,356,537

Wimberley ISD

Excellence. Innovation. Service.

Wimberley ISD 2024-2025 Non-Payroll Projection (May 2025) Fund 199					
Total Non-Payroll Revised Budgeted Expenditures				$	8,258,836
Actual Non-payroll Expenditures to April 30th	General Ledger	$	3,344,507		
Projected Expenditures to August 31st	62XX	$	954,263		
Projected Expenditures to August 31st	63XX	$	401,593		
Projected Expenditures to August 31st	64XX	$	126,500		
Projected Expenditures to August 31st	66XX	$	162,635		
Projected Expenditures to August 31st	89XX	$	11,197		
Total Projected Recapture Payment		$	3,413,061		
Total Projected Non-Payroll Expenditures				$	8,413,756
Under/(Over) Budget					**($154,920)**
Percentage Differential (of Total Projected Non-Payroll)					**-1.88%**

Wimberley ISD

Excellence. Innovation. Service.

Wimberley ISD 2024-2025 EOY Projection (May 2025) Fund 199				
Total Estimated Revenue			$	30,402,777
Total Projected Payroll Expenditure	$	22,717,920		
Total Projected Non-Payroll Expenditure	$	8,413,756		
Total Projected Expenditure			$	31,131,676
Under/(Over) Budget				**($728,899)**

Adopted Deficit = $1,117,732
Projected Deficit = $728,899

Potential Savings = $388,833

WIMBERLEY INDEPENDENT SCHO0L DISTRICT

FY24 Student Enrollment

05/13/2024

Tuition based Pre-K 88

EE/PPCD	#REF!									#REF!	Transfers	
											Employee	Non Employee
PK	PK-4	106		*PK-3*	58					164	1	4
Kindergarten	15	20	20	19	20	19	22	19		154	2	16
First Grade	20	21	19	21	22	22	22	20		167	3	16
Second Grade	21	22	19	21	20	22	19	22	21	187	3	25
Third Grade	21	20	20	22	22	22	22	22	21	192	4	21
Fourth Grade	22	22	21	22	22	22	21	21	20	193	5	25
Fifth Grade	19	19	20	22	21	21	21	20		163	2	26
Sixth Grade										199	4	34
Seventh Grade										197	10	28
Eighth Grade										232	5	20
Ninth Grade										191	5	35
Tenth Grade										224	2	44
Eleventh Grade										195	5	25
Twelfth Grade										179	3	25
											54	344
Enrollment Total	**2725**			**FUNDED TOTAL:**						**2637**	398	

BLUE HOLE CAMPUS
EC/Kindergarten - 2nd Grade **672**

JACOB'S WELL CAMPUS
3rd - 5th Grade **548**

DANFORTH CAMPUS
6TH - 8TH Grade **628**

HIGH SCHOOL
9TH - 12TH Grade **789**
In District Enrollment ***2239***

FY25 Attendance
2025

	Aug	Sept	Oct	Nov	Dec	Jan	Feb	Mar	Apr	May
WHS	97.38	94.34	93.67	93.51	94.83	92.39	93.04	92.96	92.42	
Danforth	96.66	95.57	95.45	94.66	94.85	92.80	95.11	93.47	96.36	
Jacob's Well	97.38	96.69	96.67	95.83	96.10	94.61	95.09	95.36	95.51	
Blue Hole	96.86	94.98	96.24	94.89	95.03	91.75	95.64	94.82	94.72	
District	97.08	95.27	95.29	94.45	94.93	92.09	94.21	94.04	93.40	
YTD	97.08	95.87	95.68	95.55	95.46	94.88	94.71	94.66	94.50	
FY24 by month	97.01	95.52	95.24	94.66	94.15	94.29	92.93	93.62	94.38	
FY24 YTD	97.01	96.07	95.75	95.48	95.26	95.10	94.75	94.63	94.60	

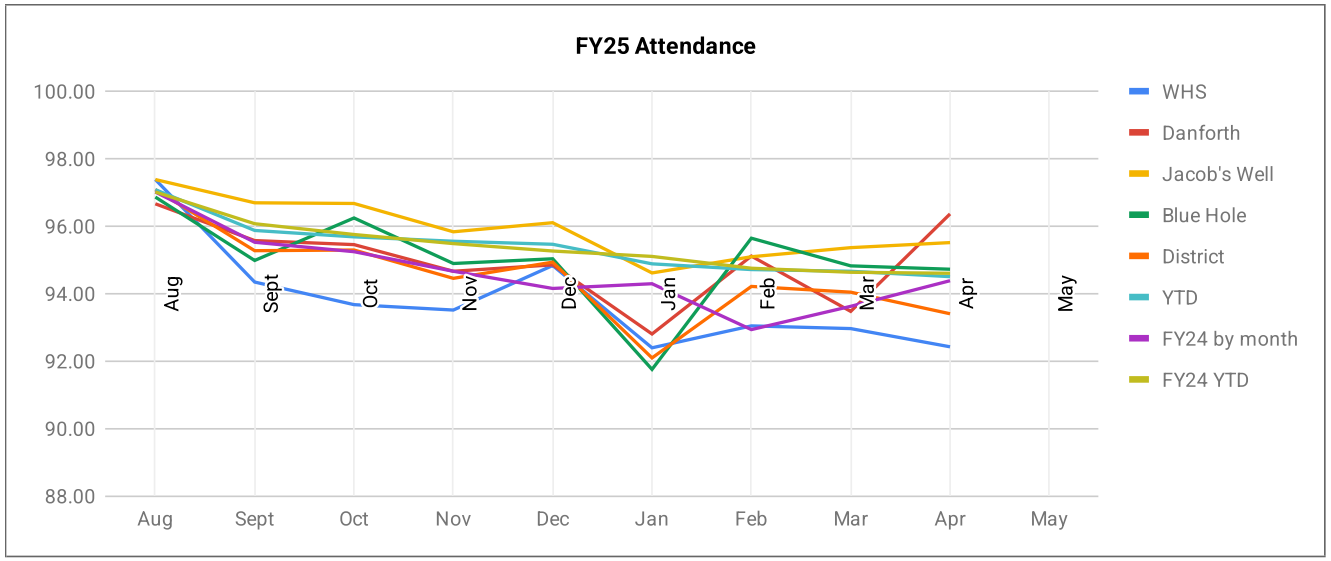

FY25 Budgeted Attendance Rate	94.50	based off FY24 rate
FY25 Year to Date Actual Attendance Rate	94.88	
Difference	+0.38	

	FY25	FY24 Aug	
WHS	97.38	96.96	0.42
Danforth	96.66	96.31	0.35
Jacob's Well	97.38	98.01	-0.63
Blue Hole	96.86	96.92	-0.06
District	97.08	97.01	0.07
YTD	97.08	97.01	0.07
			0.02

		Sept	
WHS	94.34	94.14	0.20
Danforth	95.57	96.11	-0.54
Jacob's Well	96.69	96.66	0.03
Blue Hole	94.98	95.80	-0.82
District	95.27	95.52	-0.25
YTD	95.87	96.07	-0.20
			-0.28

		Oct	
WHS	93.67	93.10	0.57
Danforth	95.45	96.83	-1.38
Jacob's Well	96.67	96.75	-0.08
Blue Hole	96.24	95.23	1.01
District	95.29	95.24	0.05
YTD	95.68	95.75	-0.07
			0.03

		Nov	
WHS	93.51	94.50	-0.99
Danforth	94.66	94.71	-0.05
Jacob's Well	95.83	96.30	-0.47
Blue Hole	94.89	93.45	1.44
District	94.45	94.66	-0.21
YTD	95.55	95.48	0.07
			-0.02

		Dec	
WHS	94.83	93.31	1.52
Danforth	94.85	93.42	1.43
Jacob's Well	96.10	96.13	-0.03
Blue Hole	95.03	94.25	0.78
District	94.93	94.15	0.78
YTD	95.46	95.26	0.20
			0.92

	FY25	FY24 Jan	
WHS	92.39	94.90	-2.51
Danforth	92.80	94.40	-1.60
Jacob's Well	94.61	94.28	0.33
Blue Hole	91.75	93.42	-1.67
District	92.09	94.29	-2.20
YTD	94.88	95.10	-0.22
			-1.36

		Feb	
WHS	93.04	92.47	0.57
Danforth	95.11	92.68	2.43
Jacob's Well	95.09	93.84	1.25
Blue Hole	95.64	92.99	2.65
District	94.21	92.93	1.28
YTD	94.71	94.75	-0.04
			1.73

		Mar	
WHS	92.96	91.21	1.75
Danforth	93.47	94.27	-0.80
Jacob's Well	95.36	95.10	0.26
Blue Hole	94.82	94.77	0.05
District	94.40	93.62	0.78
YTD	94.66	94.63	0.03
			0.32

		Apr	
WHS	92.42	91.50	0.92
Danforth	96.36	94.94	1.42
Jacob's Well	95.51	96.28	-0.77
Blue Hole	94.72	95.84	-1.12
District	93.40	94.38	-0.98
YTD	94.60	94.60	0.00
			0.11

		May	
WHS		94.94	-94.94
Danforth		95.13	-95.13
Jacob's Well		96.16	-96.16
Blue Hole		94.81	-94.81
District		95.21	-95.21
YTD		94.81	-94.81
			-95.26

Minutes of Regular Meeting

Board of Trustees

A Regular Meeting of the Board of Trustees of Wimberley Independent School District was held Monday, **Monday, April 14, 2025**, beginning at **6:00 PM** in the WISD Administration Building, 951 FM 2325, Wimberley, TX 78676.

1. Call the meeting to order and determine a quorum - The regular meeting of the Board of Trustees of the Wimberley Independent School District was called to order by Dr. Campbell at 6:00 p.m. A quorum was established with the following members present: Dr. Rob Campbell, Chad Canine, Will Conley, Lindsey Deringer, Lexi Jones. Andrea Justus and Ken Strange were Absent.

   Administrators Present: Dr. Bonewald, Jason Valentine, Michael Doyle, Laurie Grisham, Ryan Wilkes, Joseph Holzmann, SueAnna Thomas, Marlayna Zachary
   Directors Present: Allen Bruggman, Christi Moeller
   The Pledge of Allegiance to the U.S. flag was led by the Board of Trustees. Dr. Campbell held a moment of reflection and the District's Vision, Mission and Goals were read.

1. Special Recognition – Lady Texan Soccer Team
   Dr. Bonewald recognized the Lady Texan Soccer Team for their historic achievements this season. He extended his congratulations to the players and coaching staff for their remarkable success and the strong team they have built. Dr. Bonewald also acknowledged the overwhelming support from the community and the involvement across all campuses in celebrating the team's accomplishments.
   Coach Nicols then addressed the board, sharing what a joy the season had been and highlighting the lasting impact these athletes have had on the Wimberley soccer program.

2. PUBLIC FORUM - No individual came forward to speak.

3. Information Items

   A. Strategic Plan Update: Priority 2 - Support of Staff - Jason Valentine
      Mr. Valentine provided an update on the district's Strategic Plan, emphasizing the continued support and involvement of faculty and staff. He highlighted several key focus areas:
      - **Faculty and Staff Satisfaction and Well-Being:**
        Ongoing efforts are in place to support staff satisfaction, engagement, and overall well-being through regular feedback and recognition initiatives.
      - **Continuous Development and Training:**
        The district remains committed to professional growth, offering dedicated training days to enhance instructional practices and leadership development.
      - **Competitive Compensation and Benefits:**
        Mr. Valentine discussed the district's focus on maintaining competitive salaries and benefits to attract and retain high-quality staff.

      His presentation reinforced the district's dedication to supporting its employees as a key element of the Strategic Plan.

4. CFO's Report - Chief Financial Officer, Mike Doyle

A. Financials
Chief Financial Officer, Michael Doyle, presented the monthly financial report to the Board, providing an overview of the district's current financial standing. The presentation included key highlights from the past month's performance, a summary of budget variances, and updates on revenue and expenditures. Mr. Doyle also discussed notable trends, addressed questions from the Board regarding financial projections, and outlined ongoing fiscal strategies. Additionally, he provided an update on current tax collections.

5. Superintendent's Report
Dr. Bonewald provided a comprehensive update covering legislative, academic, extracurricular, and district-wide highlights:
- **Legislative Update:**
  Dr. Bonewald briefly discussed current House Bills under consideration at the Capitol that could impact public school districts across the state. He emphasized the importance of staying informed and engaged in the legislative process.
- **Recognition and Achievements:**
  - **Texan of the Month:** Lindsey Hill, English teacher at Danforth Junior High, was recognized for her outstanding contributions to students and campus culture.
  - **UIL Academic District Meet:** Wimberley ISD students scored an impressive 698 points.
  - **Fine Arts Accomplishments:**
    - Band and Concert Sight-Reading Contest: WISD earned straight Division 1 ratings—the highest possible score.
    - High School Choir also received straight Division 1 ratings.
  - **Wimberley Wonders:** This team competed at the state level and were crowned state champions.
  - **BHP Pre-K Program:** Students completed their swim lessons at the YMCA in Dripping Springs.
  - **Staff Recognition:** Melvin was recognized for his dedicated support of the Blue Hole Primary event and his significant help at the recent track meet.
- **Athletics Update:**
  - Baseball and softball seasons are progressing well.
  - Track and field has seen strong performances, with many students advancing to the regional meet.
- **Bond and Election Information:**
  Dr. Bonewald shared information about upcoming bond presentations, the election process, and early voting opportunities.

6. Consent Agenda - Presiding Officer
Motion to approve the consent agenda as presented excluding B. Minutes of the Regular Meeting - March 10, 2025. This motion, made by Will Conley and seconded by Lindsey Deringer, Passed. Yea: 4, Nay: 0, Absent: 2
Motion to approve item B in the consent Agenda. This motion, made by Will Conley and seconded by Chad Canine, Passed. Yea: 4, Nay: 0, Absent: 2, Abstain 1
A. Minutes of the Regular Meeting - March 10, 2025
B. Budget Amendment No. 7

C. Consideration and Possible Action Regarding Ranking/Selection of Commercial Real Estate Broker Services

D. Certification of Provision of Instructional Materials 25-26
E. Accept Donation from the Jacob's Well Elementary PTO given to Jacob's Well Elementary for the purchase of a digital marquee.

7. Closed Session - The Board adjourned into closed session at 6:41 p.m. pursuant to Texas Government Code Section: 551.071 et seq.

   A. Deliberation Regarding Security Devices or Security Audits. *Texas Gov't Code §551.076 and §551.089*
   B. Personnel Matters. *Texas Gov't Code §551.074*
      1) New hires/terminations/employee discipline
   C. Deliberation Regarding Real Property. *Texas Gov't Code §551.072*
   D. Consultation with Attorney. *Texas Gov't Code §551.071*

8. The Board will reconvene and take possible action on items discussed in executive session - The Board reconvened at 7:22 p.m.
   Motion to offer employment to Sherry Christensen as a Math Intervention Teacher at WISD. This motion, made by Chad Canine and seconded by Will Conley, Passed.Yea: 5, Nay: 0, Absent: 2
   Motion to offer employment to Erin Jennings as an Assistant Principal at Wimberley High School. This motion, made by Chad Canine and seconded by Will Conley, Passed. Yea: 5, Nay: 0, Absent: 2
   Motion that we support the recommendation for Magen Buck to be the Assistant Principal for Jacobs Well Elementary. This motion, made by Chad Canine and seconded by Will Conley, Passed. Yea: 5, Nay: 0, Absent: 2

9. Prepare for next meeting - The next regular meeting is scheduled for May 19, 2025 at 6:00 p.m.

10. Adjourn - Presiding Officer
    There being no further business to discuss, motion to adjourn at 6:48 p.m. This motion, made by Chad Canine and seconded by Will Conley, Passed. Yea: 5, Nay: 0, Absent: 2

_____ _____

Chad Canine, Secretary Dr. Rob Campbell, President

Minutes of Special Meeting

Board of Trustees

A Special Meeting of the Board of Trustees of Wimberley Independent School District was held Monday, **Thursday, May 8, 2025**, beginning at **12:00 PM** in the WISD Administration Building, 951 FM 2325, Wimberley, TX 78676.

1. Call the Meeting to Order and Determine a Quorum -The special meeting of the Board of Trustees of the Wimberley Independent School District was called to order by Dr. Campbell at 12:00 p.m. A quorum was established with the following members present: Dr. Rob Campbell, Will Conley, and Ken Strange. Chad Canine, Lexi Jones, Lindsey Deringer and Andrea Justus were absent.

   Administrators Present: Dr. Bonewald, Jason Valentine
   Directors Present: Allen Bruggman and Michael Doyle
   The Pledge of Allegiance to the U.S. flag was led by the Board of Trustees. Dr. Campbell held a moment of reflection and the District's Vision, Mission and Goals were read.

1. Public Forum - No one from the public came forward to speak.

2. Action Item

   A. Consideration and approval of a resolution canvassing the returns and declaring the results of a bond election; and other matters in connection therewith. Motion to adopt a resolution canvasing the returns and declaring the results of a bond election. This motion, made by Ken Strange and seconded by Will Conley, Passed. Yea: 3, Nay: 0, Absent: 4

3. Adjourn - Presiding Officer - There being no further business to discuss, motion to adjourn the meeting at 12:10 p.m. This motion, made by Ken Strange and seconded by Will Conley, Passed. Yea: 3, Nay: 0, Absent: 4

_____ _____

Chad Canine, Secretary Dr. Rob Campbell, President

WIMBERLEY ISD
FY 2024-25
Budget Amendment 8

May 19, 2025

RECOMMENDATION:

The Administration recommends the listed budget amendments and transfers be approved.

BACKGROUND INFORMATION:

In accordance with the TEA budget and accounting procedures and guidelines, the District's official budget includes the General Fund, Food Service Fund, and the Debt Service Fund. The Board of Trustees should approve the adoption of the budgets associated with these funds, and subsequent amendments, at the *Fund Function* level. Other Special Revenue Funds for grants and capital projects should be approved on a *Project Basis*; and consequently, *are* not required to be approved with the same level of detail.

The administration routinely allows transfers of existing budgeted funds within the same fund function in order to accommodate the necessary operations of the requesting department or campus. These transfers usually become necessary due to account coding requirements. Requests for transfers of existing funds between functions are reviewed by the administration to ensure that the related expenditures will not exceed the overall approved budget at the function level. These requests allowed at the administrative level are subject to final approval by the Board of Trustees.

In addition to the transfers of existing budget funds outlined above, the Board of Trustees must approve requests for new appropriations prior to expenditure. These requests include appropriations from fund balance, and reappropriation of designated fund balances.

ADMINISTRATIVE CONSIDERATIONS:

The Administration has reviewed the following transfers/re-appropriations and determined the following:

REVENUES

- Fnc 34 – Received TASB payment for Bus 29, $2,500
- Fnc 35 – Child Nutrition Department did not receive a grant that had been anticipated/budgeted for at the beginning of the FY 25, ($50,879)

EXPENSES

- Fnc 11 – allocated funds from (Fnc 36) for instructional purposes, $400.
- Fnc 13 – allocated funds from (Fnc 21) and (Fnc 31) for staff development in the SPED Depart., $1080.
- Fnc 21 – reallocated funds to (Fnc 13) for staffed development in the SPED Depart., ($190); reallocated funds (Fnc 41) to reclass lobbying expenses, ($20.65)
- Fun 23 – reallocated funds (Fnc 41) to reclass lobbying expenses, ($18.15)

- Fnc 31 – reallocated funds (Fnc 13) for staff development in the SPED Depart., ($890)
- Fnc 34 – allocated revenue received from TASB, $2,500
- Fnc 35 – reallocating CN Fund Balance for commodity purchases that were originally planned through a federal grant, $59,000.
- Fnc 36 – reallocated funds to (Fnc 11) for instructional purposes, ($400).
- Fnc 41 – allocated funds from (Fnc 21), (Fnc 23), and (Fnc 52) for lobbying expenses, $53.02; allocated funds from (Fnc 53) for staff development, $1,500; allocated funds from (Fnc 53) to cover HUB Investment Mgmt. fee, $5,332.
- Fnc 52 – reallocated funds to (Fnc 41) to reclass lobbying expenses, ($14.22)
- Fnc 53 – reallocated funds to (Fnc 41) for staff development and HUB Investment Mgmt. fees ($6,832)

ACTION REQUIRED:
Board Approval

SUPPORT INFORMATION:

Additional information provided upon request.
Mike Doyle – Chief Financial Officer

WIMBERLEY ISD
FY2024-25
Budget Amendment 8

	GENERAL FUND			CHILD NUTRITION PROGRAM			DEBT SERVICE			TOTAL REVISED BUDGET		
	FY2024-25 Revised Adopted Budget	Budget Amendment No. 8	FY2024-25 Revised Budget	FY2024-25 Revised Adopted Budget	Budget Amendment No. 8	FY2024-25 Revised Budget	FY2024-25 Revised Adopted Budget	Budget Amendment No. 8	FY2024-25 Revised Budget	FY2024-25 Revised Adopted Budget	Budget Amendment No. 8	FY2024-25 Revised Budget
5700 - Local Revenue	26,387,819	2,500	26,390,319	582,775		582,775	10,225,800		10,225,800	37,196,394	2,500	37,198,894
5800 - State Revenue	3,981,764		3,981,764	5,550		5,550	512,224		512,224	4,499,538	0	4,499,538
5900 - Federal Revenue	75,000		75,000	555,000	(50,879)	504,121	0		0	630,000	(50,879)	579,121
7900 - Other Resources Non-Op Revenue	91,878		91,878	21,000		21,000	0		0	112,878	0	112,878
Total Revenues	30,536,461	2,500	30,538,961	1,164,325	(50,879)	1,113,446	10,738,024	0	10,738,024	42,438,810	(48,379)	42,390,431
00 Other Resources Non-Op Expense	21,000		21,000			0			0	21,000	0	21,000
11 Instruction	15,337,713	400	15,338,113			0			0	15,274,378	400	15,274,778
12 Instructional Resources/Media	254,980		254,980			0			0	254,980	0	254,980
13 Instruction Staff Development	213,948	1,080	215,028			0			0	212,325	1,080	213,405
21 Instructional Leadership	523,863	(210.65)	523,652			0			0	523,863	(211)	523,652
23 School Leadership	1,323,230	(18.15)	1,323,212			0			0	1,323,230	(18)	1,323,212
31 Guidance & Counseling Services	1,141,345	(890.00)	1,140,455			0			0	1,178,413	(890)	1,177,523
33 Health Services	305,718		305,718			0			0	305,718	0	305,718
34 Student (Pupil) Transportation	1,075,396	2,500	1,077,896			0			0	1,075,396	2,500	1,077,896
35 Food Services	0		0	1,208,671	59,000	1,267,671			0	1,210,325	59,000	1,269,325
36 Cocurricular/Extracurricular	1,387,910	(400)	1,387,510			0			0	1,387,800	(400)	1,387,400
41 General Administration	1,467,092	6,885.02	1,473,977			0			0	1,495,092	6,885	1,501,977
51 Plant Maintenance & Operations	3,703,735		3,703,735			0			0	3,703,735	0	3,703,735
52 Security & Monitoring Services	654,259	(14.22)	654,245	1,525		1,525			0	654,259	(14)	654,245
53 Data Processing Services	464,677	(6,832)	457,845			0			0	464,677	(6,832)	457,845
61 Community Services	0		0			0			0	0	0	0
71 Debt Services	0		0			0	8,709,000		8,709,000	8,709,000	0	8,709,000
81 Facilities Acquisition/Constr.	0		0			0			0	0	0	0
91 Chapter 49 Payments	3,466,927		3,466,927			0			0	3,466,927	0	3,466,927
99 Other Intergovernmental charge	321,400		321,400			0			0	321,400	0	321,400
Total Expenditures	31,663,193	2,500	31,665,693	1,210,196	59,000	1,269,196	8,709,000	0	8,709,000	41,582,518	61,500	41,644,018
Fund Balance as of 9/1/2024	7,344,311	0	7,344,311	488,973	0	488,973	6,303,361	0	6,303,361	14,136,645	0	14,136,645
Net Changes in Fund Balance	(1,126,732)	0	(1,126,732)	(45,871)	(109,879)	(155,750)	2,029,024	0	2,029,024	856,292	(109,879)	746,413
Projected End of Year Fund Balance	6,217,579	0	6,217,579	443,102	(109,879)	333,223	8,332,385	0	8,332,385	14,992,937	(109,879)	14,883,058