



Board of Trustees
Agenda of Regular Meeting
Monday, June 19, 2023, 6:00 PM
WISD Administration Building, 951 FM 2325,
Wimberley, TX 78676

Vision Statement - Excellence, Innovation, Service

Mission Statement - Wimberley I.S.D. is dedicated to excellence in education, empowering the next generation of Texans to have a positive impact locally and globally.

The subjects to be discussed or considered or upon which any formal action may be taken are as listed below. Items do not have to be taken in the order shown on this meeting notice.

1. Call the meeting to order and determine a quorum - Presiding Officer Pledge of Allegiance, Reflection, Welcome
2. Special Recognition – Presenter Dr. Bonewald
 - A. City of Wimberley- Mayor Fulkerson- WISD Recognition
3. PUBLIC FORUM - Presiding Officer
 - Persons who wish to present public comments must sign in prior to meeting start on the day of the meeting and list his/her name; name of the group that he/she represents; and agenda item.
 - Each speaker's submitted comments will be allowed three minutes for presentation to the Board, with six minutes granted to a person with a translator.
 - The same rules will be observed for public comments on non-agenda items with the following exceptions, 1) public comments on non-agenda items will only be scheduled for regular meetings of the Board and 2) the total time that will be allowed on non-agenda public comments will be 30 minutes.
 - Please keep your comments or criticisms civil and courteous.
 - Please also avoid using profanity and refrain from making personal attacks on others.
 - Except for the speaker's student, no other student's name or identity should be discussed.
 - If you have a concern that you would like heard and resolved, please present your concern through the District's grievance policies. Grievance forms can be obtained at the Central Administration Office or on the District's website.
 - Trustees are not permitted by law to respond or discuss public comments. However, the Board President may direct a speaker to the appropriate administrator for further discussion.
4. Information items
 - A. Strategic Plan Update: Priority 2 - Support Faculty and Staff Excellence- Presenters Allen Bruggman, Jason Valentine, Greg Bonewald
 - B. A Summary of the Proposed Danforth JH Health Curriculum - Presenter Marnie Moore, SHAC Chair
5. Action Items
 - A. Possible Action on Danforth JH Health Curriculum - Presenter Dr. Bonewald

6. CFO's Report - Chief Financial Officer, Moises Santiago
 - A. Financials
 - B. Check Register
 - C. Quarterly Investment Report (March - May)
 - D. Current Year Budget Status
 - E. 2023-2024 Preliminary Budget Preparation and Assumptions
7. Superintendent's Report
 - A. Legislative Update
 - B. SHAC Committee Membership
8. Consent Agenda - Presiding Officer Discussion and necessary action - The following items may be considered for approval in part or in entirety.
 - A. Quarterly Budget Amendment
 - B. Student Enrollment and Attendance
 - C. Minutes of the Regular Meeting, May 15, 2023
 - D. Resolution Extending Depository Contract
9. Closed Session - Presiding Officer The Board may adjourn into closed session pursuant to Texas Government Code Section: 551.071 *et seq.* The Board may then re-enter into Open Session for further discussion and necessary action.
 - A. Deliberation Regarding Security Devices or Security Audits. *Texas Gov't Code §551.076 and §551.089*
 - B. Personnel Matters. *Texas Gov't Code §551.074*
 - 1) New hires/terminations/employee discipline
 - C. Deliberation Regarding Real Property. *Texas Gov't Code §551.072*
 - D. Consultation with Attorney. *Texas Gov't Code §551.071*
 - 1) Local policy recommendations
10. The Board will reconvene and take possible action on items discussed in executive session - Presiding Officer
 - A. Discuss and consider possible action on Local Policy Amendments:
 - CL - Buildings, Grounds, and Equipment Management
 - EF - Instructional Resources
 - EMB - Miscellaneous Instructional Policies Teaching About Controversial Issues
 - FNA - Student Expression Distribution of Nonschool Literature
 - GKDA - Nonschool Use of School Facilities Distribution of Nonschool Literature
11. Prepare for next meeting - Presiding Officer Discussion to include, but not limited to: Set date, time, and place of next meeting, upcoming agenda items
12. Adjourn - Presiding Officer



Date: June 19, 2023

Monthly Financial Highlights

- The monthly Financial Reports represent financial data through May 31, 2023.
- The cash and investment balances of all governmental and proprietary funds at month end is \$38,293,773. The General Fund makes up the largest portion of that number with \$23,126,979 or roughly 60% and the Debt Service \$13,044,590 (34%). The unaudited ending general fund balance as of May 31, 2023 is \$21,790,155 equivalent to 9.66 operating months (**see page 2**).
- Through the end of the month (9/12 or 75.0% of the budget year):
 - The General Fund has collected \$34,381,943 (99.85% of the budget revenue) and has spent \$19,871,804 (56.05% of the revised budget expenditures) (**See page 3**).
 - The Child Nutrition fund has collected \$1,132,675 (93.28% of its budgeted revenue) and has spent \$812,801 (77.74% of its budgeted expenditures) (**See page 8**).
 - Meals served during the month of May 2023 decreased by 7,778 when compared to May 2022, equivalent to 36% for total breakfasts and 21% for total lunches (**See page 8**).
 - The operating days in May 2023 (18 days) were the same when compared to May 2022. When converting the meals to those served during an operating day, daily meals decreased by 36% for total breakfasts and total lunches decreased by 21% (**See page 8**).
 - The number of children approved for Free Meals in May 2023 was 648 and the number approved for reduced meals was 67. All meals were provided at free of charge the previous year under the SSO program (**See page 8**).
 - The Debt Service fund collected \$9,572,685 (99.71% of the budgeted revenue). A total of \$1,749,940 in bond interest was paid during the month. Debt service payments are made twice a year, February 15th and August 15th (**See page 9**).
- Special Revenue funds consist of Federal, State, and local grants received by the District. Some of these grants such as Title I and IDEA are non-competitive grants which the District receives based on certain types of student population reported through PEIMS. Other grants such as the San Marcos Civic Foundation and the Wimberley Education Foundation are competitive grants and are awarded based on demonstrated needs. This group of funds also includes Federal ESSER funding. Total revenue collected is \$2,099,412 and total expenditures spent is \$1,877,947 (**See page 10**).



Division of Business Support Services

951 FM 2325
Wimberley, Texas 78676
Ph: (512) 847-2414
Fx: (512) 847-2142

- Total proprietary funds (Blue Hole Afterschool Program, Jacob's Well Afterschool Program and Tuition Based Pre-K Program) revenue collected is \$129,515, \$75,854, and \$622,570, respectively. Total expenditures are \$57,336, \$32,561, and \$171,412, respectively. Resulting in a net profit of \$72,179, \$43,293, and \$451,158 respectively, through the month of May 2023. (**See page 11**).
- Current Tax collections for the month of May 2023 totaled \$328,441 representing 0.81% of the levy collected during the month. Approximately 96.51% of the total levy has been collected through the end of May 2023, compared to 97.05% the previous year. About 96.58% of the budgeted tax revenue has been realized year to date as compared to 97.89% over the previous year (**See page 12**).
- During the month of May 2023 there was total of 4,904 student riders in the morning routes and 8,701 in the afternoon routes with an average number of student riders of 272 in the morning and 483 in the afternoon routes, which is a decrease 11.9% student ridership over the previous year. During the entire 2022-23 SY, the district had 127,461 student riders, which was a decline of 14,687 (-10.3%) when compared to the previous year. The district currently had 14 mornings and 13 afternoon routes at an average daily mileage of 662 (**See page 15**).

Should have any questions regarding these financials please contact me.

Moises Santiago SFO, RTSBA
Chief Financial Officer
Wimberley Independent School District

Wimberley Independent School District

Financial Reports

May 31, 2023

Wimberley Independent School District
Combined Balance Sheet
for the Month Ending May 31, 2023
(Un-Audited)

| | <u>General</u> <u>Fund</u> | <u>Child Nutrition</u> <u>Fund</u> | <u>Debt Service</u> <u>Fund</u> | <u>Special Revenue</u> <u>Funds</u> | <u>Enterprising</u> <u>Funds</u> | <u>Total</u> | |
|----------------------------|--|---------------------------------------|------------------------------------|--|-------------------------------------|----------------------|-------------------------|
| Assets: | | | | | | | |
| 11XX | Cash and Cash Equivalents | \$ (625,223.40) | \$ 681,381.28 | \$ 89,022.88 | \$ 739,782.76 | \$ 691,752.06 | \$ 1,576,715.58 |
| | Current Investments | 23,752,202.85 | - | 12,955,567.18 | 9,286.96 | - | 36,717,056.99 |
| | Total Cash and Investments | \$ 23,126,979.45 | \$ 681,381.28 | \$ 13,044,590.06 | \$ 749,069.72 | \$ 691,752.06 | \$ 38,293,772.57 |
| 12XX | Property Taxes - Delinquent | 899,474.00 | - | 226,541.00 | - | - | 1,126,015.00 |
| | Allowance for Uncollectible Taxes | (89,944.00) | - | (22,653.00) | - | - | (112,597.00) |
| | Accrued Interest | 0.04 | - | 817.59 | - | - | 817.63 |
| | Due from State Agencies | 498,382.45 | 51,384.58 | - | 270,650.31 | - | 820,417.34 |
| | Due from other Governments | 88,764.44 | - | 26,447.19 | - | 41.60 | 115,253.23 |
| | Due from Other Funds | 230,306.99 | - | (585.45) | 34,774.38 | 212,088.00 | 476,583.92 |
| | Other Receivables | 8,955.87 | 28,950.32 | - | 2,870.86 | - | 40,777.05 |
| | Total Receivables | \$ 1,635,939.79 | \$ 80,334.90 | \$ 230,567.33 | \$ 308,295.55 | \$ 212,129.60 | \$ 2,467,267.17 |
| 13XX | Inventories | 10,685.63 | 22,688.96 | - | - | - | 33,374.59 |
| | Prepaid Items | - | - | - | - | - | - |
| | Other Current Assets | \$ 10,685.63 | \$ 22,688.96 | \$ - | \$ - | \$ - | \$ 33,374.59 |
| | Total Current Assets | \$ 24,773,604.87 | \$ 784,405.14 | \$ 13,275,157.39 | \$ 1,057,365.27 | \$ 903,881.66 | \$ 40,794,414.33 |
| | | | | | | | |
| 215X | Accounts Payable | \$ 18,664.88 | 141.90 | - | 1,200.00 | 30.01 | \$ 20,036.79 |
| | Other Liabilities | - | - | - | - | - | - |
| | Payroll Deductions and Withholdings | 144,774.06 | - | - | - | - | 144,774.06 |
| 216X | Accrued Wages Payable | 1,340,289.20 | 19,132.40 | - | - | - | 1,359,421.60 |
| | Due to Debt Service | - | - | - | - | - | - |
| | Due to State Agencies | 187,274.00 | - | 6,404.00 | - | - | 193,678.00 |
| | Due to other Governments | 257,757.73 | - | 5,700.34 | 223,262.20 | - | 486,720.27 |
| 22XX | Accrued Expenses | 69,608.87 | 2,479.98 | - | - | 102.90 | 72,191.75 |
| 23XX | Deferred Revenues | 155,551.14 | 21,949.95 | - | 58,884.35 | 38,480.22 | 274,865.66 |
| | Deferred Inflows | 809,530.00 | - | 203,888.00 | - | - | 1,013,418.00 |
| | Total Liabilities | \$ 2,983,449.88 | \$ 43,704.23 | \$ 215,992.34 | \$ 283,346.55 | \$ 38,613.13 | \$ 3,565,106.13 |
| Fund Balance/Equity | | | | | | | |
| | Reserved/Designated Fund Balance | 11,637.01 | 140,645.33 | 3,448,613.06 | 549,791.00 | - | 4,150,686.40 |
| 3601 | Reserved for Current Year | - | - | - | - | - | - |
| 3602 | Expenditures/Expenses | 21,778,517.98 | 600,055.58 | \$ 9,610,551.99 | 224,227.72 | 865,268.53 | 33,078,621.80 |
| 3600 | Unreserved Fund Balance/Fund Equity | \$ - | - | - | - | - | - |
| | Total Fund Balance/Equity | \$ 21,790,154.99 | \$ 740,700.91 | \$ 13,059,165.05 | \$ 774,018.72 | \$ 865,268.53 | \$ 37,229,308.20 |
| | Total Liabilities and Fund Equity | \$ 24,773,604.87 | \$ 784,405.14 | \$ 13,275,157.39 | \$ 1,057,365.27 | \$ 903,881.66 | \$ 40,794,414.33 |

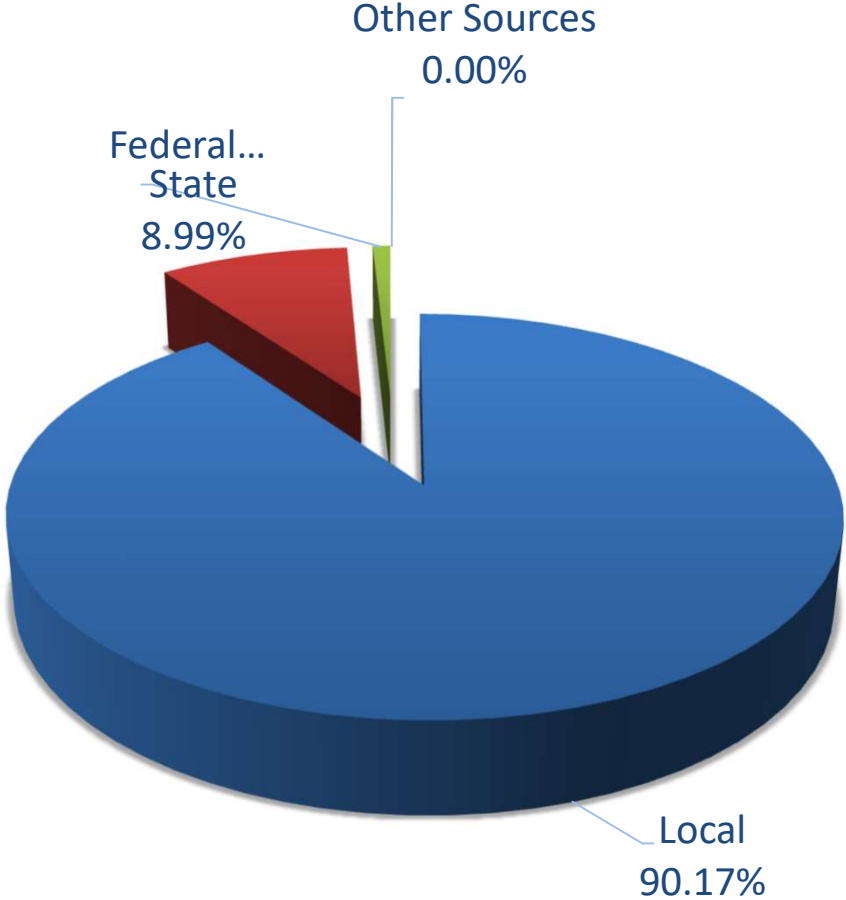
Wimberley Independent School District
Statement of Revenues, Expenditures, and Changes in Fund Balance
for the Month Ending May 31, 2023
(Un-Audited)

| | GENERAL FUND | | | | | | |
|---|---|----------------------------------|---------------------------------|----------------------|---|--|-----------------------------------|
| | <u>Prior Year</u> <u>Actual Revenues/</u> <u>Expenditures</u> | <u>Original</u> <u>Budget</u> | <u>Revised</u> <u>Budget</u> | <u>Encumbrances</u> | <u>Current Year</u> <u>Actual Revenues/</u> <u>Expenditures</u> | <u>Unrealized/</u> <u>Unexpended</u> <u>Budget</u> | <u>Percentage</u> <u>Y-T-D</u> |
| Revenues: | | | | | | | |
| Local | \$ 25,254,830.33 | \$ 31,645,845 | \$ 31,637,225 | \$ - | \$ 31,000,666.89 | (636,558.16) | 97.99% |
| State | \$ 2,106,314.06 | 2,423,663 | 2,423,663 | \$ - | \$ 3,091,294.93 | 667,631.93 | 127.55% |
| Federal | \$ 204,542.61 | 195,000 | 218,000 | \$ - | \$ 289,980.80 | 71,980.80 | 133.02% |
| Other Sources | \$ - | 155,832 | 155,832 | \$ - | \$ - | (155,832.00) | 0.00% |
| Total Revenues | \$ 27,565,687.00 | \$ 34,420,340 | \$ 34,434,720 | \$ - | \$ 34,381,942.62 | \$ (52,777.43) | 99.85% |
| | | | | | | | |
| 11-Instruction | \$ 11,051,938.56 | 14,797,018 | 14,825,890 | 144,285.58 | \$ 11,165,783.17 | 3,515,821.30 | 75.31% |
| 12-Library | \$ 212,770.29 | 267,641 | 272,770 | 6,505.82 | \$ 208,557.46 | 57,706.72 | 76.46% |
| 13-Prof Dev | \$ 180,386.24 | 171,645 | 188,786 | 19,279.50 | \$ 97,251.44 | 72,255.06 | 51.51% |
| 21-Instruct Admin | \$ 357,607.74 | 470,032 | 394,418 | 5,178.32 | \$ 418,293.80 | (29,054.12) | 106.05% |
| 23-Campus Admin | \$ 928,593.20 | 1,320,131 | 1,323,548 | 1,707.23 | \$ 997,200.38 | 324,640.39 | 75.34% |
| 31-Counselors | \$ 851,985.49 | 795,037 | 945,467 | 2,135.00 | \$ 681,133.81 | 262,198.19 | 72.04% |
| 33-Health Services | \$ 124,085.29 | 283,556 | 233,225 | 1,362.59 | \$ 177,053.59 | 54,808.82 | 75.92% |
| 34-Transportation | \$ 603,114.83 | 976,009 | 907,039 | 50,922.00 | \$ 468,319.57 | 387,797.43 | 51.63% |
| 36-Co-Curricular | \$ 986,503.82 | 1,354,923 | 1,357,493 | 27,017.93 | \$ 1,078,047.39 | 252,427.68 | 79.41% |
| 41-Gen Admin | \$ 1,026,424.46 | 1,422,196 | 1,448,985 | 3,777.63 | \$ 1,013,721.88 | 431,485.49 | 69.96% |
| 51-Maintenance | \$ 2,526,795.93 | 3,574,913 | 3,576,423 | 425,643.91 | \$ 2,563,624.96 | 587,154.13 | 71.68% |
| 52-Security | \$ 333,257.66 | 780,657 | 819,752 | 12,936.37 | \$ 407,823.22 | 398,992.41 | 49.75% |
| 53-Data Services | \$ 329,183.63 | 481,053 | 482,428 | 2,680.00 | \$ 394,401.92 | 85,346.08 | 81.75% |
| 61-Community Services | \$ - | 390 | 390 | - | \$ - | 390.00 | 0.00% |
| 81-Facilities Acquisition/Constr. | \$ - | - | - | - | \$ - | - | NA |
| 91-Purchase of WADA-Chp 49 | \$ 548,529.00 | 8,393,449 | 8,393,449 | - | \$ - | 8,393,449.00 | 0.00% |
| 99-Other Intergovernmental charge | \$ 179,380.42 | 283,400 | 283,400 | - | \$ 200,591.86 | 82,808.14 | 70.78% |
| 00-Other Uses | \$ - | - | - | - | \$ - | - | NA |
| Total Expenditures and Other Uses | \$ 20,240,556.56 | \$ 35,372,050 | \$ 35,453,463 | \$ 703,431.88 | \$ 19,871,804.45 | \$ 14,878,226.72 | 56.05% |
| | | | | | | | |
| Excess of Revenues Over (Under) | | | | | | | |
| Expenditures and Other Uses | \$ 7,325,130.44 | \$ (951,710) | \$ (1,018,743) | (703,431.88) | \$ 14,510,138.17 | | |
| | | | | | | | |
| Unaudited Beginning Fund Balance September 1, 2022 | | \$ 7,279,617 | \$ 7,279,617 | - | \$ 7,279,617.00 | | |
| | | | | | | | |
| Fund Balance Ending - Monthly Reporting Period | | \$ 6,327,907 | \$ 6,260,874 | (703,431.88) | \$ 21,789,755.17 | \$ 15,528,881.17 | |

Wimberley Independent School District
Detail of Expenditures & Other Uses(Program) - General Fund
for the Month Ending May 31, 2023
(Un-Audited)

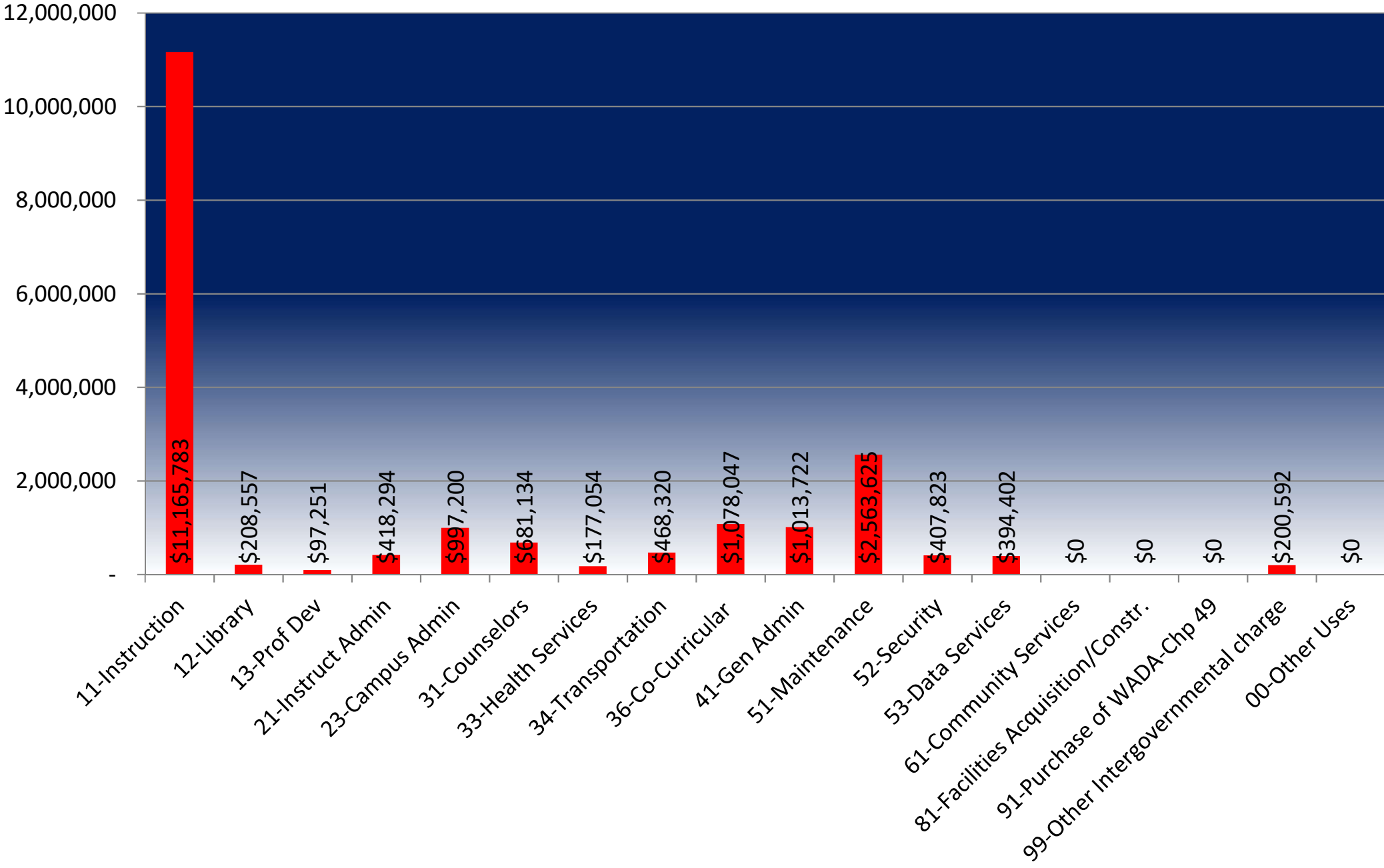
| | GENERAL FUND | | | | | | |
|---|---|----------------------------------|---------------------------------|---------------------|---|--|-----------------------------------|
| | <u>Prior Year</u> <u>Actual Revenues/</u> <u>Expenditures</u> | <u>Original</u> <u>Budget</u> | <u>Revised</u> <u>Budget</u> | <u>Encumbrances</u> | <u>Current Year</u> <u>Actual Revenues/</u> <u>Expenditures</u> | <u>Unrealized/</u> <u>Unexpended</u> <u>Budget</u> | <u>Percentage</u> <u>Y-T-D</u> |
| Expenditures and Other Uses by Program Code: | | | | | | | |
| 11-Basic Educational Services | 7,383,082.52 | 10,425,363 | 10,437,960 | 132,345.22 | 7,407,731.24 | 2,897,883.59 | 70.97% |
| 21-Gifted and Talented | 221,175.46 | 285,212 | 285,072 | 165.00 | 203,521.31 | 81,385.69 | 71.39% |
| 22-Career and Technical | 721,732.21 | 960,444 | 959,350 | 2,591.66 | 733,576.16 | 223,182.18 | 76.47% |
| 23-Services to Students with Disabilities | 1,935,682.96 | 2,479,724 | 2,495,489 | 19,175.33 | 2,141,577.08 | 334,736.59 | 85.82% |
| 24-Accelerated Education | 342,532.38 | 407,479 | 407,479 | 940.00 | 497,736.26 | (91,197.26) | 122.15% |
| 25-Bilingual Education and Special Language | 168,443.12 | 292,440 | 292,559 | 2,825.00 | 194,691.94 | 95,042.06 | 66.55% |
| 28-Disciplinary Alternative Education (DAEP) | 76,526.79 | 102,176 | 102,176 | - | 78,122.11 | 24,053.89 | 76.46% |
| 32-Pre-Kindergarten | 363,407.56 | - | - | - | - | - | NA |
| 33-Prekindergarten Special Education Services | 47,480.80 | 55,792 | 56,192 | - | 51,850.25 | 4,341.75 | 92.27% |
| 35-Prekindergarten Bilingual Services | 55,103.84 | - | - | - | - | - | NA |
| 36-Early Education Allotment | 133,974.11 | 85,053 | 85,053 | - | 196,631.23 | (111,578.23) | 231.19% |
| 37-Dyslexia | 114,650.59 | 159,340 | 158,740 | - | 117,504.41 | 41,235.59 | 74.02% |
| 38-College, Career & Military Readiness | 181,890.64 | 242,733 | 242,733 | - | 183,663.73 | 59,069.27 | 75.66% |
| 43-Dyslexia - Special Education | 59,222.03 | 82,683 | 82,483 | - | 62,382.53 | 20,100.47 | 75.63% |
| 91-Athletics and Related Activities | 843,449.93 | 1,140,266 | 1,141,614 | 19,585.03 | 910,464.12 | 211,564.85 | 79.75% |
| 99-Undistributed | 7,592,201.62 | 18,653,345 | 18,706,563 | 525,804.64 | 7,092,352.08 | 11,088,406.28 | 37.91% |
| Total Expenditures and Other Uses | 20,240,556.56 | 35,372,050 | 35,453,463 | 703,431.88 | 19,871,804.45 | 14,878,226.72 | 56.05% |

General Fund Revenues Collected to Date

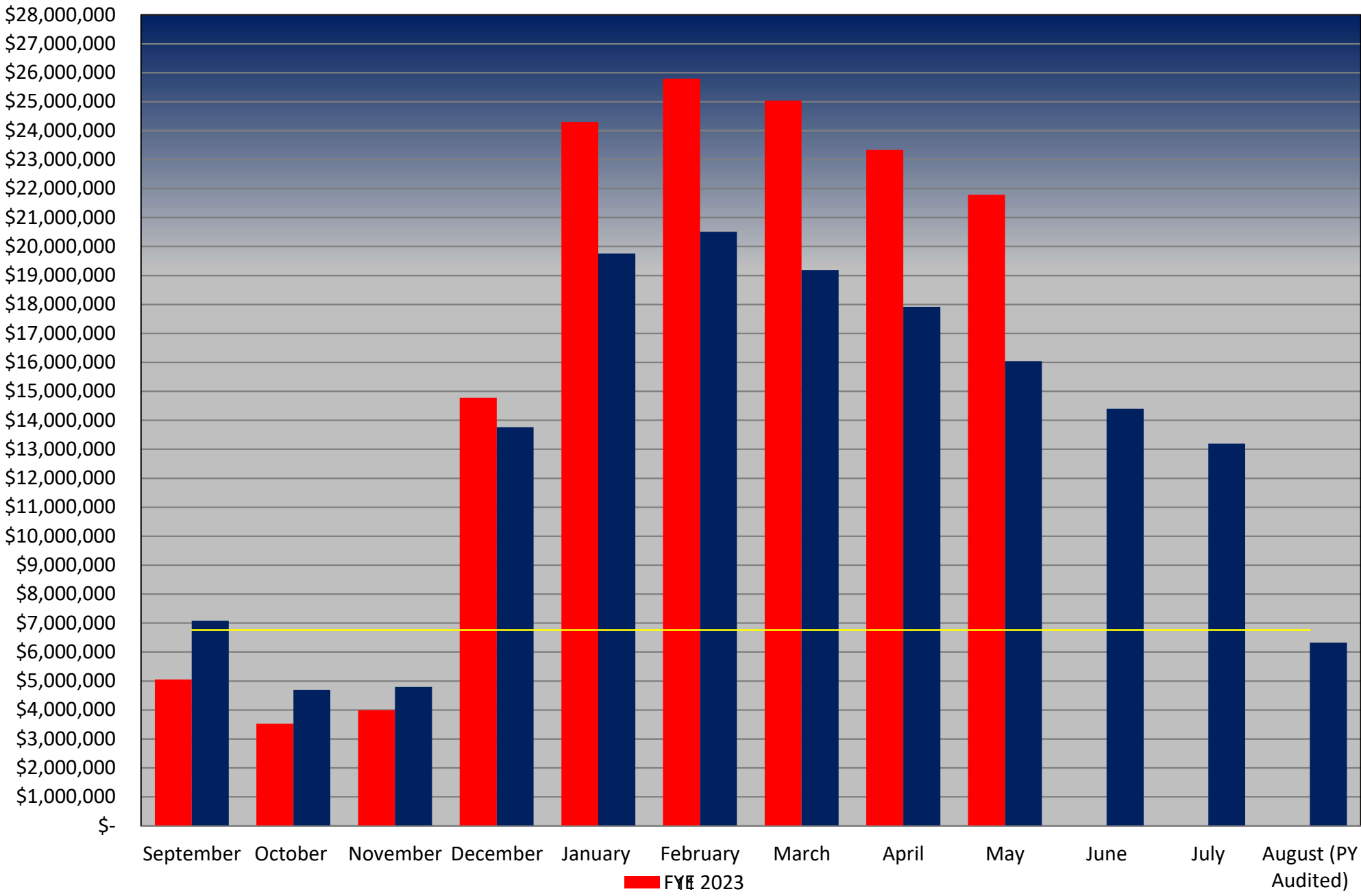


■ Local ■ State ■ Federal ■ Other Sources

General Fund Expenditures to Date



Fund Balance by Month



Wimberley Independent School District
Statement of Revenues, Expenditures, and Changes in Fund Balance
for the Month Ending May 31, 2023
(Un-Audited)

| | CHILD NUTRITION FUND | | | | | |
|---|---|----------------------------|---------------------------|---|--|-----------------------------|
| | <u>Prior Year</u> <u>Actual Revenues/ Expenditures</u> | <u>Original Budget</u> | <u>Revised Budget</u> | <u>Current Year</u> <u>Actual Revenues/ Expenditures</u> | <u>Unrealized/ Unexpended Budget</u> | <u>Percentage Y-T-D</u> |
| Revenues and Other Resources: | | | | | | |
| Local | \$ 147,939.75 | \$ 325,900 | \$ 325,900 | \$ 562,968.95 | \$ 237,068.95 | 172.74% |
| State | 15,039.84 | 15,135 | 15,135 | 5,547.38 | (9,587.62) | 36.65% |
| Federal | 1,224,868.67 | 821,500 | 873,252 | 564,158.44 | (309,093.56) | 64.60% |
| Other sources | - | - | - | - | - | NA |
| Total Revenues and Other Resources | \$ 1,387,848.26 | \$ 1,162,535 | \$ 1,214,287 | \$ 1,132,674.77 | \$ (81,612.23) | 93.28% |
| Expenditures and Other Uses: | | | | | | |
| 35-6100 Payroll | 338,111.85 | 431,795 | 431,795 | 287,426.82 | 144,368.18 | 66.57% |
| 35-6200 Professional and Contracted Services | 33.98 | 13,406 | 13,406 | 51.96 | 13,354.04 | 0.39% |
| 35-6341 Food Supplies | 420,974.46 | 292,295 | 452,147 | 417,871.01 | 34,275.99 | 92.42% |
| 35-6342 Non-Food Supplies | 41,278.48 | 38,795 | 47,295 | 35,106.80 | 12,188.20 | 74.23% |
| 35-6344 USDA Commodities | 65,815.96 | 50,000 | 50,000 | 54,116.26 | (4,116.26) | 108.23% |
| 35-6349 Miscellaneous Supplies | 660.13 | 7,800 | 7,800 | 15.98 | 7,784.02 | 0.20% |
| 35-6300 Supplies & Materials | 20,838.71 | 40,221 | 24,821 | 14,401.25 | 10,419.75 | 58.02% |
| 35-6400 Food Service Other Operating Expenses | 3,335.00 | 12,500 | 6,500 | 3,665.06 | 2,834.94 | 56.39% |
| 35-6600 Food Service Capital Expenses | - | 16,289 | 11,789 | 146.30 | 11,642.70 | 1.24% |
| Total Expenditures | \$ 891,048.57 | \$ 903,101 | \$ 1,045,553 | \$ 812,801.44 | \$ 232,751.56 | 77.74% |
| Excess of Revenues and Other Resources Over (Under) Expenditures | \$ 496,799.69 | \$ 259,434 | \$ 168,734 | \$ 319,873.33 | | |
| Unaudited Fund Balance September 1, 2022 | | 420,828 | 420,828 | 420,828.00 | | |
| Fund Balance Ending - Monthly Reporting Period | | \$ 680,262 | \$ 589,562 | \$ 740,701.33 | \$ 151,139.33 | |

| | Prior Year/Mo. | Current Year/Mo. | Increase/(Decrease) | % Change | Current | | Increase / | |
|--|----------------|------------------|---------------------|-------------|----------------|--------------|--------------|-------------|
| | | | | | Prior Year/Mo. | Year/Day | (Decrease) | % Change |
| School Breakfast Program Meals Served: (Days) | | | | | 18 | 18 | | |
| Free-Bkfst | 7,543 | 2,622 | (4,921) | -65% | 419 | 146 | (273) | -65% |
| Reduced-Bkfst | - | 236 | 236 | #DIV/0! | - | 13 | 13 | #DIV/0! |
| Paid-Bkfst | - | 1,946 | 1,946 | #DIV/0! | - | 108 | 108 | #DIV/0! |
| Total | 7,543 | 4,804 | (2,739) | -36% | 419 | 267 | (152) | -36% |
| School Lunch Program Meals Served: | | | | | | | | |
| Free-Lunch | 23,803 | 7,002 | (16,801) | -71% | 1,322 | 389 | (933) | -71% |
| Reduced-Lunch | - | 625 | 625 | #DIV/0! | - | 35 | 35 | #DIV/0! |
| Paid-Lunch | - | 11,137 | 11,137 | #DIV/0! | - | 619 | 619 | #DIV/0! |
| Total | 23,803 | 18,764 | (5,039) | -21% | 1,322 | 1,043 | (279) | -21% |
| Grant Totals | 31,346 | 23,568 | (7,778) | -25% | 1,741 | 1,310 | (431) | -25% |

| | Prior Year/Mo. | Current Year/Mo. | Increase/(Decrease) | % Change |
|---|----------------|------------------|---------------------|----------------|
| Number of Children approved for Free Meals | - | 648 | 648 | #DIV/0! |
| Number of Children approved for Reduced Meals | - | 67 | 67 | #DIV/0! |
| Total | - | 12 | 715 | #DIV/0! |

Wimberley Independent School District
Statement of Revenues, Expenditures, and Changes in Fund Balance
for the Month Ending May 31, 2023
(Un-Audited)

DEBT SERVICE FUND

| | <u>Prior Year</u> <u>Actual Revenues/</u> <u>Expenditures</u> | | <u>Original</u> <u>Budget</u> | | <u>Revised</u> <u>Budget</u> | | <u>Current Year</u> <u>Actual Revenues/</u> <u>Expenditures</u> | | <u>Unrealized/</u> <u>Unexpended</u> <u>Budget</u> | <u>Percentage</u> <u>Y-T-D</u> |
|---|---|----|----------------------------------|----|---------------------------------|----|---|----|--|-----------------------------------|
| Revenues: | | | | | | | | | | |
| Local Revenue | | | | | | | | | | |
| Taxes, Current Year Levy | 7,476,133.60 | \$ | 9,466,608 | \$ | 9,466,608 | | 9,135,523.21 | \$ | (331,084.79) | 96.50% |
| Taxes, Prior Year | 72,644.69 | | 40,000 | | 40,000 | | 43,561.27 | | 3,561.27 | 108.90% |
| Penalties, Interest and Other Tax Revenues | 55,297.38 | | 40,700 | | 40,700 | | 41,611.03 | \$ | 911.03 | 102.24% |
| Earnings from Investments | (3,854.71) | | 3,000 | | 3,000 | | 166,201.08 | | 163,201.08 | 5540.04% |
| Miscellaneous Revenue | - | | - | | - | | - | | - | NA |
| Local Revenue | \$ 7,600,220.96 | \$ | 9,550,308 | \$ | 9,550,308 | \$ | 9,386,896.59 | \$ | (163,411.41) | 98.29% |
| State Revenue | | | | | | | | | | |
| Additional State Aid for Homestead Exemption | \$ 52,685.00 | \$ | 50,000 | \$ | 50,000 | \$ | 185,759.00 | | 135,759.00 | 371.52% |
| State Revenue | \$ 52,685.00 | \$ | 50,000 | \$ | 50,000 | \$ | 185,759.00 | \$ | 135,759 | 371.52% |
| Other Sources | | | | | | | | | | |
| Issuance of Bonds | \$ - | \$ | - | \$ | - | \$ | - | | - | NA |
| Operating Transfer In | \$ - | \$ | - | \$ | - | \$ | 29.07 | | 29.07 | NA |
| Bond Premium/Discount | \$ - | \$ | - | \$ | - | \$ | - | | - | NA |
| Other Source Revenue | \$ - | \$ | - | \$ | - | \$ | 29.07 | \$ | 29 | 0.00% |
| Total Revenue | \$ 7,652,905.96 | \$ | 9,600,308.00 | \$ | 9,600,308.00 | \$ | 9,572,684.66 | \$ | (27,623.34) | 99.71% |
| Expenditures: | | | | | | | | | | |
| 71-6511 Bond Principal | - | | 2,350,000 | | 2,350,000 | | - | | 2,350,000.00 | 0.00% |
| 71-6521 Interest on Bonds | 1,789,889.60 | | 3,494,780 | | 3,494,780 | | 1,747,389.60 | | 1,747,390.40 | 50.00% |
| 71-6599 Other Debt Service Fees | 2,300.00 | | 10,500 | | 10,500 | | 2,550.00 | | 7,950.00 | 24.29% |
| | | | - | | - | | - | | - | |
| Total Expenditures | \$ 1,792,189.60 | \$ | 5,855,280 | \$ | 5,855,280 | \$ | 1,749,939.60 | \$ | 4,105,340.40 | 29.89% |
| Excess of Revenues | | | | | | | | | | |
| Over (Under) Expenditures | \$ 5,860,716.36 | \$ | 3,745,028 | \$ | 3,745,028 | \$ | 7,822,745.06 | | | |
| Unaudited Fund Balance September 1, 2022 | | \$ | 5,236,420 | \$ | 5,236,420 | \$ | 5,236,420.00 | | | |
| Fund Balance Ending - Monthly Reporting Period | | \$ | 8,981,448 | \$ | 8,981,448 | \$ | 13,059,165.06 | \$ | 4,077,717.06 | |

Wimberley Independent School District
Statement of Revenues, Expenditures, and Changes in Fund Balance
for the Month Ending May 31, 2023
(Un-Audited)

| SPECIAL REVENUE FUNDS | | | | | | |
|---|---|--------------------------|---|--|-----------------------------------|--|
| | <u>Prior Year</u> <u>Actual Revenues/</u> <u>Expenditures</u> | <u>Revised Budget</u> | <u>Current Year</u> <u>Actual Revenues/</u> <u>Expenditures</u> | <u>Unrealized/</u> <u>Unexpended</u> <u>Budget</u> | <u>Percentage</u> <u>Y-T-D</u> | |
| Revenues: | | | | | | |
| Local | \$ 582,173.28 | \$ 1,817,614 | \$ 763,965.49 | \$ (1,053,648.92) | 42.03% | |
| State | 119,695.96 | 209,143 | 4,403.32 | (204,739.68) | 2.11% | |
| Federal | 389,417.81 | 1,939,498 | 1,331,043.49 | (608,454.51) | 68.63% | |
| Total Revenues | \$ 1,091,287.05 | \$ 3,966,255 | \$ 2,099,412.30 | \$ (1,866,843.11) | 52.93% | |
| Expenditures: | | | | | | |
| 11-Instruction | 43,737.68 | 1,390,829 | 827,480.84 | 563,348.14 | 59.50% | |
| 12-Library | - | - | 4,888.80 | (4,888.80) | NA | |
| 13-Prof Dev | - | 73,383 | 48,609.31 | 24,773.69 | 66.24% | |
| 21-Instruct Admin | - | 129,539 | 73,059.59 | 56,479.41 | 56.40% | |
| 23-School Leadership | - | 0 | 26,292.90 | (26,292.70) | 13146450.00% | |
| 31-Counselors | 3,731.77 | 147,706 | 110,910.89 | 36,794.87 | 75.09% | |
| 33-Health Services | 81,746.89 | 114,245 | 80,472.79 | 33,772.33 | 70.44% | |
| 34-Transportation | - | - | 15,288.42 | (15,288.42) | NA | |
| 36-Co-Curricular | 538,096.32 | 1,220,080 | 614,474.93 | 605,605.42 | 50.36% | |
| 41-Gen Admin | 3,932.32 | 123,835 | 23,738.85 | 100,096.15 | 19.17% | |
| 51-Maintenance | - | - | 36,065.82 | (36,065.82) | NA | |
| 52-Security | - | 208,119 | 9,940.40 | 198,178.60 | 4.78% | |
| 53-Data Services | - | - | 6,723.66 | (6,723.66) | NA | |
| 61-Community Service | - | - | - | - | NA | |
| 81-Facilities Acquisition/Constr | - | - | - | - | NA | |
| 99-Other Intergovernmental Charges | - | - | - | - | NA | |
| 00-Other Uses | - | - | - | - | NA | |
| Total Expenditures | \$ 671,244.98 | \$ 3,407,736 | \$ 1,877,947.20 | \$ 1,529,789 | 55.11% | |
| Excess of Revenues | | | | | | |
| Over (Under) Expenditures | \$ 420,042.07 | \$ 558,519.00 | \$ 221,465.10 | | | |
| Unaudited Fund Balance September 1, 2022 | | \$ 992,442.00 | \$ 992,442.00 | \$ 992,442.00 | | |
| Fund Balance Ending - Monthly Reporting Period | | \$ 141,550,961.00 | \$ 1,213,907.10 | \$ (337,053.90) | | |

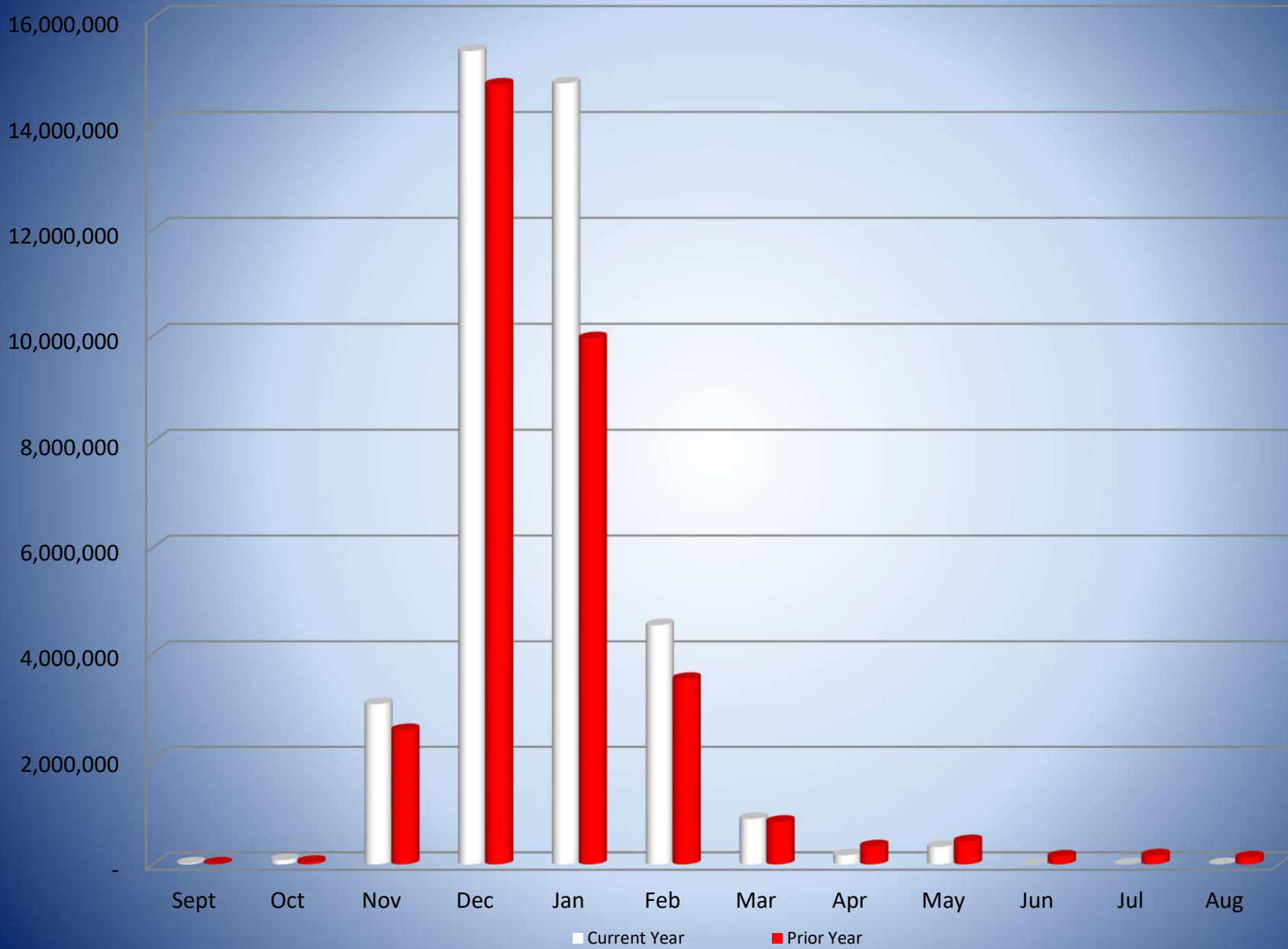
Wimberley Independent School District
Statement of Revenues, Expenses, and Changes in Equity
for the Month Ending May 31, 2023
(Un-Audited)

| | <u>2022-2023</u> <u>Blue Hole</u> <u>After School</u> <u>Program</u> | <u>2022-2023</u> <u>Jacob's Well</u> <u>After School</u> <u>Program</u> | <u>2022-2023</u> <u>Blue Hole</u> <u>Pre-K</u> <u>Program</u> | <u>2022-2023</u> <u>Total Revenues/</u> <u>Expenses</u> |
|---|---|--|--|---|
| <i>Revenues and Other Resources:</i> | | | | |
| Local | \$ 126,626.49 | \$ 73,967.68 | \$ 612,667.44 | \$ 813,261.61 |
| State | 2,888.85 | 1,885.99 | 9,902.49 | 14,677.33 |
| Other sources | - | - | - | - |
| Total Revenues and Other Resources | \$ 129,515.34 | \$ 75,853.67 | \$ 622,569.93 | \$ 827,938.94 |
| <i>Expenses and Other Uses:</i> | | | | |
| 6100 Payroll | 51,934.28 | 29,724.36 | 171,093.99 | 252,752.63 |
| 6200 Professional and Contracted Services | - | - | - | - |
| 6300 Supplies and Materials | 5,401.96 | - | 317.98 | 5,719.94 |
| 6400 Other Operating Expenses | - | 2,836.77 | - | 2,836.77 |
| 6600 Capital Outlay | - | - | - | - |
| 8000-Other Uses | - | - | - | - |
| Total Expenses | \$ 57,336.24 | \$ 32,561.13 | \$ 171,411.97 | \$ 261,309.34 |
| Excess of Revenues and Other Resources | | | | |
| Over (Under) Expenses | \$ 72,179.10 | \$ 43,292.54 | \$ 451,157.96 | \$ 566,629.60 |
| Unaudited Fund Equity September 1, 2022 | \$ 75,508.00 | \$ 47,562.00 | \$ 168,896.00 | \$ 291,966.00 |
| Fund Balance Ending - Monthly Reporting Period | \$ 147,687.10 | \$ 90,854.54 | \$ 620,053.96 | \$ 858,595.60 |

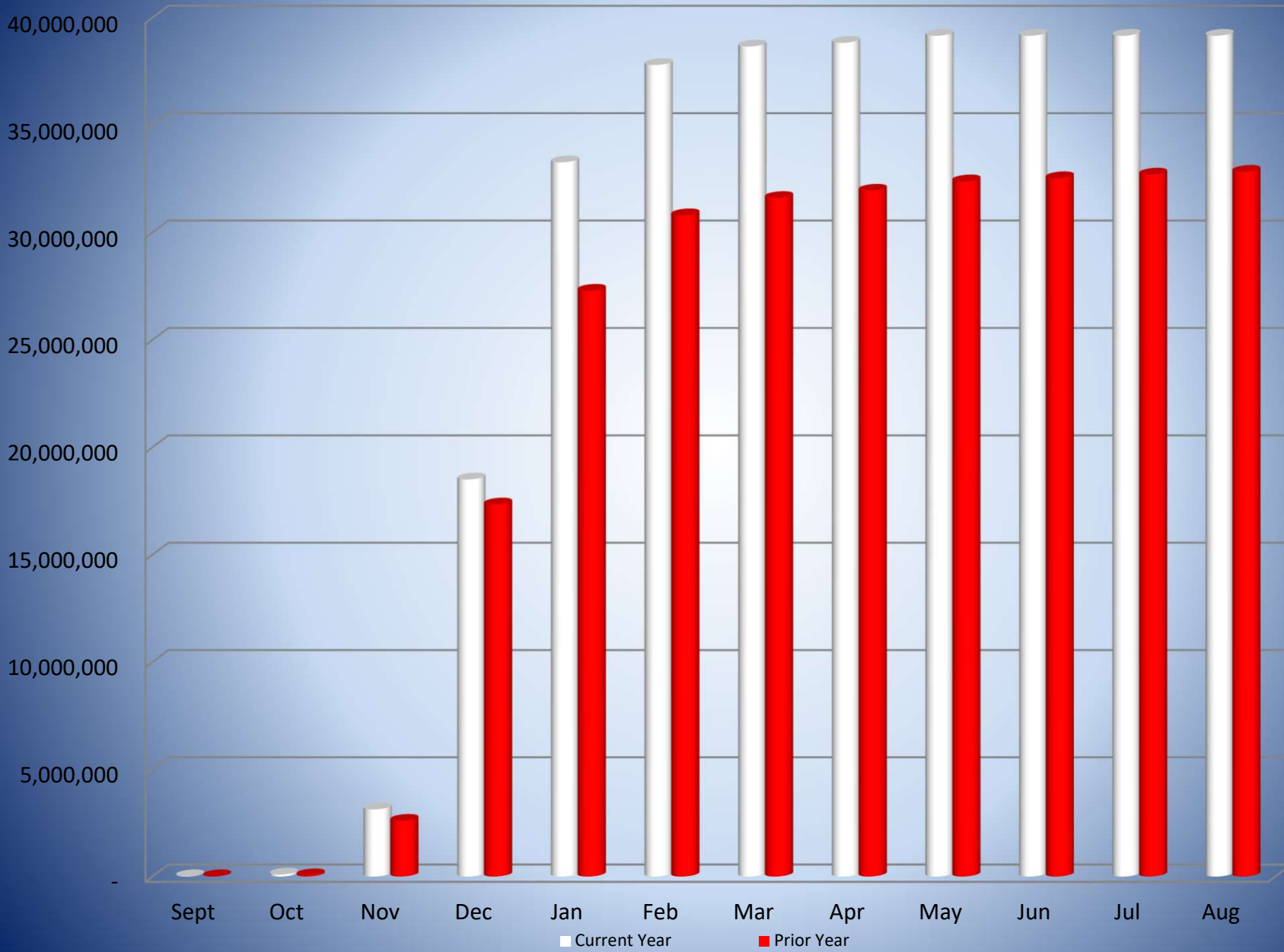
Wimberley Independent School District
Monthly Tax Collection Report
for the Month Ending May 31, 2023

| | Prior Year 2021-2022 | | | | Current Year 2022-2023 | | | |
|---|-------------------------|------------------------|-------------------------|-----------|-------------------------|------------------------|-------------------------|-----------|
| | General Fund | Debt Service Fund | Total | % of Levy | General Fund | Debt Service Fund | Total | % of Levy |
| Current Month Tax Collections: | | | | | | | | |
| 5711 Taxes-Current Year Tax Levy | \$ 335,032.81 | \$ 100,568.36 | \$ 435,601.17 | 1.31% | \$ 251,827.23 | \$ 76,613.39 | \$ 328,440.62 | 0.81% |
| 5712 Taxes-Delinquent Collections | \$ 67,657.12 | \$ 19,152.26 | \$ 86,809.38 | | \$ 9,948.94 | \$ 2,931.72 | \$ 12,880.66 | |
| 5719 Penalties and Interest | \$ 37,801.21 | \$ 11,093.17 | \$ 48,894.38 | | \$ 16,999.36 | \$ 5,101.81 | \$ 22,101.17 | |
| Total Current Month Collections | \$ 440,491.14 | \$ 130,813.79 | \$ 571,304.93 | | \$ 278,775.53 | \$ 84,646.92 | \$ 363,422.45 | |
| Fiscal Year to Date Collections: | | | | | | | | |
| 5711 Taxes-Current Year Tax Levy | \$ 24,908,987.26 | \$ 7,476,133.60 | \$ 32,385,120.86 | 97.05% | \$ 30,028,419.16 | \$ 9,135,523.21 | \$ 39,163,942.37 | 96.51% |
| 5712 Taxes-Delinquent Collections | \$ 284,275.95 | \$ 76,682.39 | \$ 360,958.34 | | \$ 145,820.67 | \$ 43,561.27 | \$ 189,381.94 | |
| 5719 Penalties and Interest | \$ 182,106.51 | \$ 51,259.68 | \$ 233,366.19 | | \$ 141,030.51 | \$ 41,611.03 | \$ 182,641.54 | |
| Total Revenue Collected | \$ 25,375,369.72 | \$ 7,604,075.67 | \$ 32,979,445.39 | | 30,315,270.34 | 9,220,695.51 | 39,535,965.85 | |
| Total Budgeted Tax Revenue (Current, Delinquent, Penalty & Interest) | \$ 25,917,271.00 | \$ 7,774,424.00 | \$ 33,691,695.00 | | \$ 31,390,395.00 | \$ 9,546,608.00 | \$ 40,937,003.00 | |
| Percentage of Budget Collected | 97.91% | 97.81% | 97.89% | | 96.57% | 96.59% | 96.58% | |

Month to Date Tax Collections Current Levy



Year to Date Tax Collections Current Levy

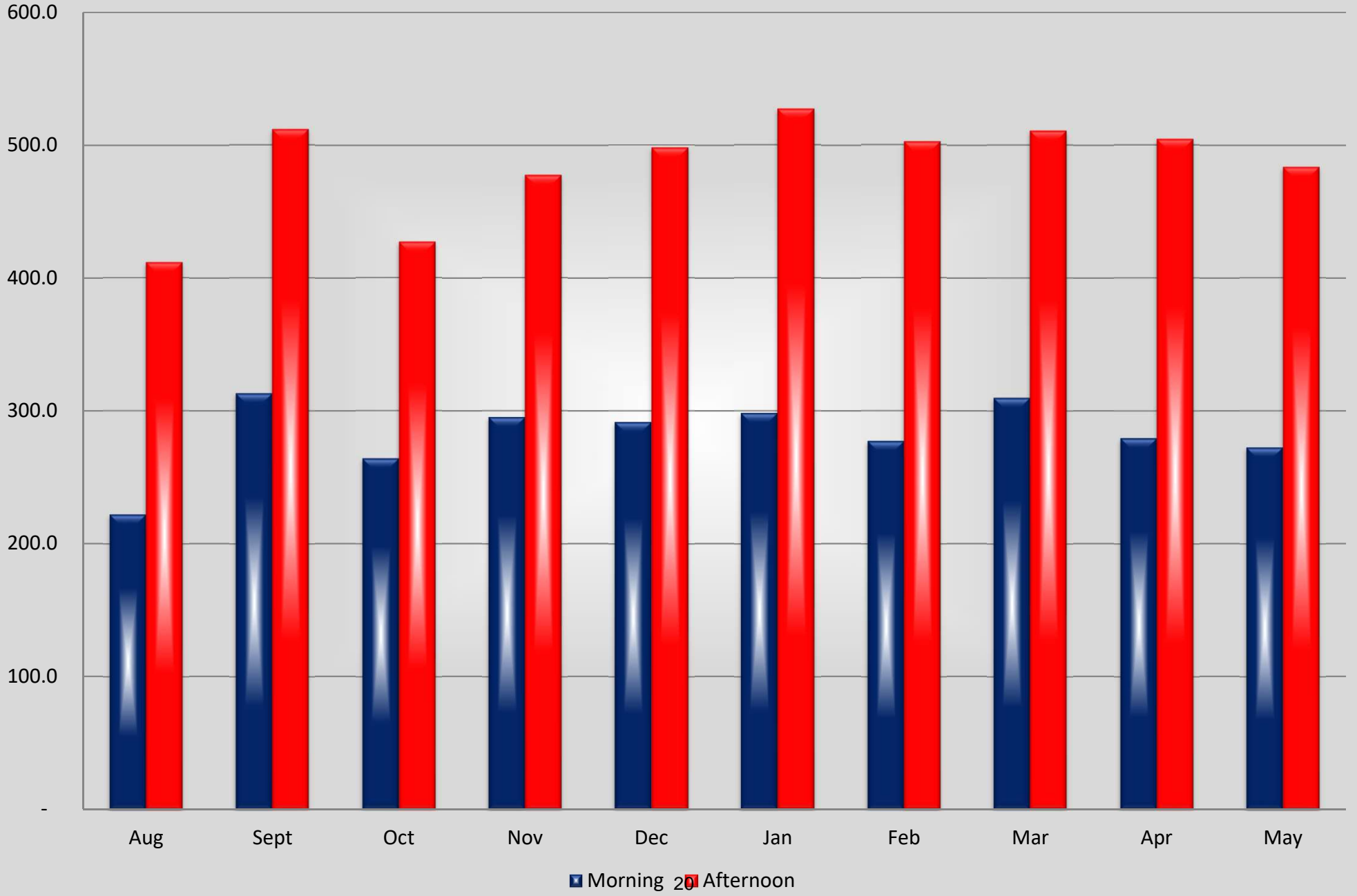


Wimberley Independent School District
Summary of Transportation - Student Riders
for the Month Ending May 31, 2023

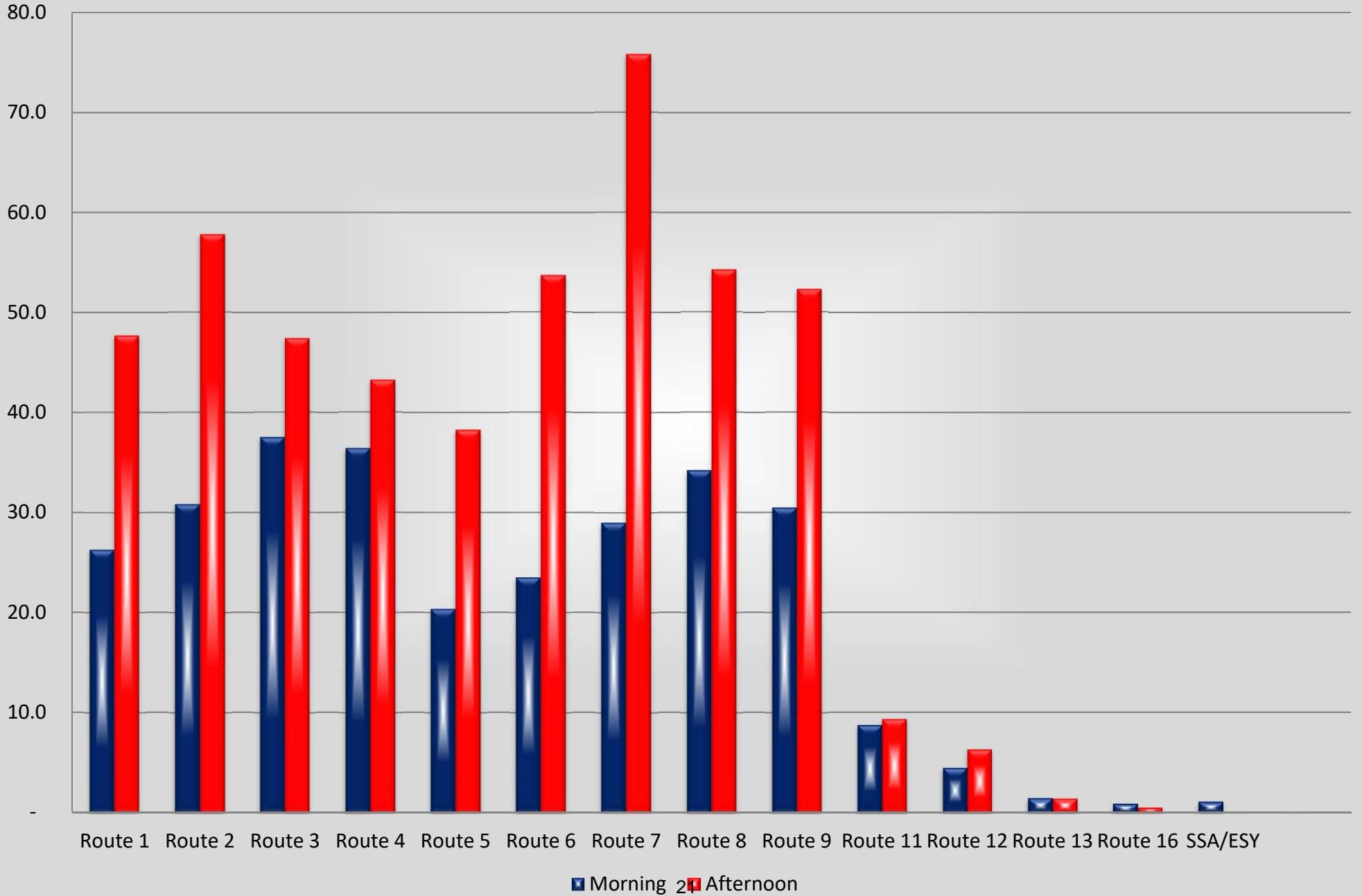
| | Days: | 11 | 21 | 19 | 17 | 11 | 17 | 16 | 18 | 17 | 18 | 165 | <u>Average</u> | <u>Daily</u> | <u>Annual</u> |
|-----------------------------------|----------------|----------------|----------------|----------------|----------------|----------------|----------------|----------------|----------------|----------------|-----------------|------------------|----------------|------------------|---------------|
| Morning: | <u>Aug</u> | <u>Sept</u> | <u>Oct</u> | <u>Nov</u> | <u>Dec</u> | <u>Jan</u> | <u>Feb</u> | <u>Mar</u> | <u>Apr</u> | <u>May</u> | <u>Total</u> | <u>Ridership</u> | <u>Mileage</u> | <u>Mileage</u> | |
| Route 1 | 262.0 | 628.0 | 529.0 | 529.0 | 272.0 | 463.0 | 395.0 | 443.0 | 392.0 | 423.0 | 4,336.0 | 26.3 | 39.35 | 6,492.75 | |
| Route 2 | 379.0 | 779.0 | 517.0 | 517.0 | 331.0 | 490.0 | 446.0 | 524.0 | 507.0 | 596.0 | 5,086.0 | 30.8 | 29.29 | 4,832.85 | |
| Route 3 | 407.0 | 874.0 | 708.0 | 708.0 | 411.0 | 675.0 | 604.0 | 665.0 | 586.0 | 548.0 | 6,186.0 | 37.5 | 24.80 | 4,092.00 | |
| Route 4 | 353.0 | 793.0 | 576.0 | 576.0 | 418.0 | 599.0 | 513.0 | 994.0 | 568.0 | 613.0 | 6,003.0 | 36.4 | 25.07 | 4,136.55 | |
| Route 5 | 195.0 | 408.0 | 353.0 | 353.0 | 237.0 | 358.0 | 324.0 | 373.0 | 378.0 | 380.0 | 3,359.0 | 20.4 | 19.54 | 3,224.10 | |
| Route 6 | 276.0 | 650.0 | 421.0 | 421.0 | 271.0 | 407.0 | 333.0 | 412.0 | 356.0 | 330.0 | 3,877.0 | 23.5 | 27.27 | 4,499.55 | |
| Route 7 | 134.0 | 722.0 | 531.0 | 531.0 | 377.0 | 520.0 | 453.0 | 539.0 | 491.0 | 485.0 | 4,783.0 | 29.0 | 28.98 | 4,781.70 | |
| Route 8 | 20.0 | 729.0 | 617.0 | 617.0 | 388.0 | 722.0 | 602.0 | 703.0 | 595.0 | 648.0 | 5,641.0 | 34.2 | 17.51 | 2,889.15 | |
| Route 9 | 276.0 | 676.0 | 515.0 | 515.0 | 338.0 | 572.0 | 489.0 | 591.0 | 535.0 | 520.0 | 5,027.0 | 30.5 | 18.12 | 2,989.80 | |
| Route 11 | 89.0 | 186.0 | 146.0 | 146.0 | 96.0 | 149.0 | 138.0 | 164.0 | 155.0 | 166.0 | 1,435.0 | 8.7 | 22.18 | 3,659.70 | |
| Route 12 | 34.0 | 98.0 | 76.0 | 76.0 | 49.0 | 79.0 | 78.0 | 78.0 | 83.0 | 79.0 | 730.0 | 4.4 | 29.99 | 4,948.35 | |
| Route 13 | 10.0 | 20.0 | 15.0 | 15.0 | 10.0 | 12.0 | 13.0 | 21.0 | 49.0 | 62.0 | 227.0 | 1.4 | 38.67 | 6,380.55 | |
| Route 15 | 3.0 | 16.0 | 15.0 | 15.0 | 10.0 | 17.0 | 16.0 | 18.0 | 17.0 | 11.0 | 138.0 | 0.8 | 0.59 | 97.35 | |
| Route 16 | - | - | - | - | - | 9.0 | 32.0 | 52.0 | 38.0 | 43.0 | 174.0 | 1.1 | | | |
| ESY | 4.0 | - | - | - | - | - | - | - | - | - | 4.0 | 0.0 | 9.80 | 1,617.00 | |
| Total | 2,442.0 | 6,579.0 | 5,019.0 | 5,019.0 | 3,208.0 | 5,072.0 | 4,436.0 | 5,577.0 | 4,750.0 | 4,904.0 | 47,006.0 | 284.9 | 331.16 | 54,641.40 | |
| Average number of students | 222.0 | 313.3 | 264.2 | 295.2 | 291.6 | 298.4 | 277.3 | 309.8 | 279.4 | 272.4 | 284.9 | | | | |

| | | | | | | | | | | | | <u>Average</u> | <u>Daily</u> | <u>Annual</u> |
|-----------------------------------|----------------|------------------|----------------|-----------------|-----------------|----------------|-----------------|----------------|----------------|----------------|-----------------|------------------|----------------|------------------|
| Afternoon: | <u>August</u> | <u>September</u> | <u>October</u> | <u>November</u> | <u>December</u> | <u>January</u> | <u>February</u> | <u>March</u> | <u>April</u> | <u>May</u> | <u>Total</u> | <u>Ridership</u> | <u>Mileage</u> | <u>Mileage</u> |
| Route 1 | 557.0 | 1,060.0 | 848.0 | 848.0 | 542.0 | 896.0 | 758.0 | 832.0 | 743.0 | 780.0 | 7,864.0 | 47.7 | 40.71 | 6,717.15 |
| Route 2 | 773.0 | 1,265.0 | 856.0 | 856.0 | 602.0 | 1,020.0 | 916.0 | 1,044.0 | 1,036.0 | 1,167.0 | 9,535.0 | 57.8 | 28.71 | 4,737.15 |
| Route 3 | 500.0 | 1,055.0 | 788.0 | 788.0 | 514.0 | 866.0 | 704.0 | 853.0 | 851.0 | 899.0 | 7,818.0 | 47.4 | 34.02 | 5,613.30 |
| Route 4 | 476.0 | 1,041.0 | 716.0 | 716.0 | 489.0 | 793.0 | 706.0 | 794.0 | 696.0 | 702.0 | 7,129.0 | 43.2 | 24.98 | 4,121.70 |
| Route 5 | 376.0 | 781.0 | 657.0 | 657.0 | 434.0 | 725.0 | 670.0 | 686.0 | 653.0 | 668.0 | 6,307.0 | 38.2 | 24.41 | 4,027.65 |
| Route 6 | 539.0 | 1,132.0 | 898.0 | 898.0 | 586.0 | 951.0 | 895.0 | 1,046.0 | 962.0 | 950.0 | 8,857.0 | 53.7 | 21.54 | 3,554.10 |
| Route 7 | 465.0 | 1,662.0 | 1,244.0 | 1,244.0 | 872.0 | 1,361.0 | 1,343.0 | 1,527.0 | 1,414.0 | 1,377.0 | 12,509.0 | 75.8 | 26.12 | 4,309.80 |
| Route 8 | 260.0 | 1,245.0 | 988.0 | 988.0 | 657.0 | 1,045.0 | 894.0 | 1,083.0 | 905.0 | 883.0 | 8,948.0 | 54.2 | 20.00 | 3,300.00 |
| Route 9 | 406.0 | 1,123.0 | 841.0 | 841.0 | 594.0 | 1,001.0 | 876.0 | 1,012.0 | 988.0 | 945.0 | 8,627.0 | 52.3 | 21.22 | 3,501.30 |
| Route 11 | 108.0 | 218.0 | 153.0 | 153.0 | 104.0 | 159.0 | 140.0 | 168.0 | 162.0 | 165.0 | 1,530.0 | 9.3 | 27.59 | 4,552.35 |
| Route 12 | 54.0 | 147.0 | 109.0 | 109.0 | 76.0 | 132.0 | 112.0 | 109.0 | 96.0 | 84.0 | 1,028.0 | 6.2 | 22.78 | 3,758.70 |
| Route 13 | 10.0 | 20.0 | 15.0 | 15.0 | 8.0 | 12.0 | 13.0 | 17.0 | 52.0 | 59.0 | 221.0 | 1.3 | 38.61 | 6,370.65 |
| Route 16 | - | - | - | - | - | - | 14.0 | 24.0 | 18.0 | 17.0 | 73.0 | 0.4 | | 0.00 |
| SSA/ESY | 4.0 | - | - | - | - | - | - | - | - | 5.0 | 9.0 | 0.1 | 0.00 | 0.00 |
| Total | 4,528.0 | 10,749.0 | 8,113.0 | 8,113.0 | 5,478.0 | 8,961.0 | 8,041.0 | 9,195.0 | 8,576.0 | 8,701.0 | 80,455.0 | 487.6 | 330.69 | 54,563.85 |
| Average number of students | 411.6 | 511.9 | 427.0 | 477.2 | 498.0 | 527.1 | 502.6 | 510.8 | 504.5 | 483.4 | 487.6 | | | |
| Average daily mileage | | | | | | | | | | | | | 661.85 | |

Total Average Number of Students



Average Ridership by Routes



| CHECK NUMBER | CHECK DATE | ACCOUNT NUMBER | VENDOR | INVOICE DESCRIPTION | AMOUNT |
|--------------|------------|-------------------------------|-------------------------------------|---|--------|
| 0 | 05/01/2023 | 461 E 36 6499 61 001 0 99 000 | Blanco Brew | AP Week Snacks | 15.72 |
| 0 | 05/01/2023 | 199 E 36 6412 00 001 0 22 AGR | Brookshire Brothers | Student/Employee Travel College Station | 38.56 |
| 0 | 05/01/2023 | 461 E 36 6499 TS 001 0 99 000 | College Board | TSI Tests | 350.00 |
| 0 | 05/03/2023 | 161 E 36 6411 ME 001 0 91 000 | Chick-fil-A | Admin meals | 31.45 |
| 0 | 05/03/2023 | 161 E 36 6411 ME 001 0 91 000 | Chick-fil-A | Regional Tennis Admin Meals | 21.39 |
| 0 | 05/03/2023 | 461 E 36 6499 AI 001 0 91 000 | Chick-fil-A | Girls soccer banquet drinks | 85.15 |
| 0 | 05/03/2023 | 461 E 36 6499 88 001 0 23 000 | Chick-fil-A | Life skills meals for field trip | 91.70 |
| 0 | 05/01/2023 | 461 E 36 6499 77 001 0 99 000 | Dollar General | Supplies for track and field day for Pals. | 62.60 |
| 0 | 05/01/2023 | 240 E 35 6499 00 999 0 99 000 | Dollar General | Key Chain For CN Assistant | 3.25 |
| 0 | 05/01/2023 | 199 E 34 6239 00 805 0 99 000 | Education Service Center, Region 13 | Shad Scharlach Bus Driver Training | 110.00 |
| 0 | 05/01/2023 | 161 E 36 6239 00 999 0 91 000 | Education Service Center, Region 13 | Jaqueline Johnson Bus Training | 110.00 |
| 0 | 05/01/2023 | 461 E 36 6499 AF 001 0 91 000 | HEB Credit Receivables | Hotdog & Burger Buns For BAB/SOF Concessions | 4.77 |
| 0 | 05/01/2023 | 461 E 36 6499 AG 001 0 91 000 | HEB Credit Receivables | Hotdog & Burger Buns For BAB/SOF Concessions | 4.78 |
| 0 | 05/01/2023 | 199 E 11 6399 02 102 0 11 GEN | HEB Credit Receivables | Snacks For 2nd Grade Field Trip | 83.88 |
| 0 | 05/01/2023 | 461 E 36 6499 AF 001 0 91 000 | HEB Credit Receivables | Concession Items | 13.21 |
| 0 | 05/01/2023 | 461 E 36 6499 AG 001 0 91 000 | HEB Credit Receivables | Concession Items | 8.80 |
| 0 | 05/01/2023 | 461 E 36 6499 00 102 0 99 000 | HEB Credit Receivables | Admin Day Flowers/Cards | 38.54 |
| 0 | 05/01/2023 | 461 E 36 6499 00 041 0 99 000 | HEB Credit Receivables | Library/ Principal Staff Incentive for Appreciation Week. | 35.96 |
| 0 | 05/01/2023 | 199 E 41 6499 00 701 0 99 000 | HEB Credit Receivables | Kitchen supplies - Admin | 33.41 |
| 0 | 05/01/2023 | 461 E 36 6499 00 102 0 99 000 | HEB Credit Receivables | Volunteer Appreciation Breakfast | 35.17 |
| 0 | 05/01/2023 | 461 E 36 6499 AG 001 0 91 000 | HEB Credit Receivables | Softball Concession Supplies | 9.59 |
| 0 | 05/01/2023 | 461 E 36 6499 AF 001 0 91 000 | HEB Credit Receivables | Baseball concessions | 4.12 |
| 0 | 05/01/2023 | 461 E 36 6499 00 102 0 99 000 | HEB Credit Receivables | Teacher Meeting | 126.31 |
| 0 | 05/01/2023 | 461 E 36 6499 AF 001 0 91 000 | HEB Credit Receivables | Concession Items | 71.63 |
| 0 | 05/01/2023 | 461 E 36 6499 AG 001 0 91 000 | HEB Credit Receivables | Concession Items | 47.75 |
| 0 | 05/01/2023 | 461 E 36 6499 AF 001 0 91 000 | HEB Credit Receivables | Baseball/Softball Concessions | 115.59 |
| 0 | 05/01/2023 | 461 E 36 6499 AG 001 0 91 000 | HEB Credit Receivables | Baseball/Softball Concessions | 77.06 |
| 0 | 05/01/2023 | 461 E 36 6499 00 102 0 99 000 | HEB Credit Receivables | Volunteer Appreciation Breakfast | 22.80 |
| 0 | 05/01/2023 | 461 E 36 6499 61 001 0 99 000 | HEB Credit Receivables | Breakfast food for interview panel. | 14.34 |
| 0 | 05/01/2023 | 199 E 41 6499 00 701 0 99 000 | HEB Credit Receivables | Kitchen supplies - Central Office | 59.25 |
| 0 | 05/01/2023 | 461 E 36 6499 61 001 0 99 000 | HEB Credit Receivables | Lunch for AP Interviews | 70.83 |
| 0 | 05/01/2023 | 461 E 36 6499 AF 001 0 91 000 | HEB Credit Receivables | Baseball Concessions | -18.89 |
| 0 | 05/01/2023 | 461 E 36 6499 00 041 0 99 000 | HEB Credit Receivables | Food items for Luncheon to celebrate Kara Harney retirement | 43.21 |
| 0 | 05/01/2023 | 711 E 61 6399 00 102 0 99 000 | HEB Credit Receivables | Kid connection snacks | 38.64 |
| 0 | 05/01/2023 | 461 E 36 6499 00 102 0 99 000 | HEB Credit Receivables | Drinks & Snacks for Map Testing Training | 151.50 |
| 0 | 05/01/2023 | 240 E 35 6499 00 999 0 99 000 | HEB Credit Receivables | Gluten Free Food For JWE Student | 11.36 |
| 0 | 05/01/2023 | 461 E 36 6499 AG 001 0 91 000 | HEB Credit Receivables | Softball concessions | 40.30 |
| 0 | 05/01/2023 | 461 E 36 6499 AD 001 0 91 000 | HEB Credit Receivables | Track Team Snacks | 73.98 |
| 0 | 05/01/2023 | 461 E 36 6499 AE 001 0 91 000 | HEB Credit Receivables | Track Team Snacks | 73.98 |

| CHECK | | CHECK | | ACCOUNT | | INVOICE | | | | |
|--------|------------|-------------------------------|-----|-------------------------------------|-------------|---|-------------|--|--|--------|
| NUMBER | DATE | NUMBER | | | | VENDOR | DESCRIPTION | | | AMOUNT |
| 0 | 05/01/2023 | 199 E 41 6499 00 750 0 99 | HRS | HEB Credit | Receivables | Substitute/New Hire Orientation Snacks & Lunch | | | | 41.83 |
| 0 | 05/01/2023 | 461 E 36 6499 AF 001 0 91 000 | | HEB Credit | Receivables | Baseball/Softball Concessions | | | | 56.41 |
| 0 | 05/01/2023 | 461 E 36 6499 AG 001 0 91 000 | | HEB Credit | Receivables | Baseball/Softball Concessions | | | | 56.40 |
| 0 | 05/01/2023 | 199 E 11 6399 01 102 0 11 | GEN | HEB Credit | Receivables | Supplies For 1st Grade | | | | 51.46 |
| 0 | 05/01/2023 | 461 E 36 6499 AF 001 0 91 000 | | HEB Credit | Receivables | Baseball Softball concessions | | | | 37.26 |
| 0 | 05/01/2023 | 461 E 36 6499 AG 001 0 91 000 | | HEB Credit | Receivables | Baseball Softball concessions | | | | 37.26 |
| 0 | 05/01/2023 | 461 E 36 6499 61 001 0 99 000 | | HEB Credit | Receivables | Supplies for office | | | | 46.21 |
| 0 | 05/01/2023 | 461 E 36 6499 61 001 0 99 000 | | HEB Credit | Receivables | Vending Supplies | | | | 15.58 |
| 0 | 05/01/2023 | 461 E 36 6499 AF 001 0 91 000 | | HEB Credit | Receivables | Baseball concessions | | | | 3.56 |
| 0 | 05/01/2023 | 461 E 36 6499 AC 001 0 91 000 | | HEB Credit | Receivables | Golf Snacks and Drinks for tournament | | | | 40.93 |
| 0 | 05/01/2023 | 461 E 36 6499 AF 001 0 91 000 | | HEB Credit | Receivables | Baseball Concessions | | | | 4.16 |
| 0 | 05/01/2023 | 461 E 36 6499 00 102 0 99 000 | | HEB Credit | Receivables | GIST Meeting Snacks | | | | 34.29 |
| 0 | 05/01/2023 | 461 E 36 6499 AD 001 0 91 000 | | HEB Credit | Receivables | Boys/Girls Track | | | | 34.38 |
| 0 | 05/01/2023 | 461 E 36 6499 AE 001 0 91 000 | | HEB Credit | Receivables | Boys/Girls Track | | | | 34.37 |
| 0 | 05/01/2023 | 461 E 36 6499 61 001 0 99 000 | | HEB Credit | Receivables | Breakfast food for interview panel. | | | | 37.33 |
| 0 | 05/01/2023 | 240 E 35 6499 00 999 0 99 000 | | HEB Credit | Receivables | Gluten Free For Student | | | | 27.70 |
| 0 | 05/01/2023 | 199 E 11 6399 00 001 0 22 | FCS | HEB Credit | Receivables | Classroom Supplies For FCS Class | | | | 94.45 |
| 0 | 05/01/2023 | 199 E 11 6399 00 001 0 22 | FCS | HEB Credit | Receivables | Classroom Supplies For FCS Class | | | | 83.41 |
| 0 | 05/03/2023 | 461 E 36 6499 AD 001 0 91 000 | | Jason's Deli | | TRACK MEALS | | | | 184.03 |
| 0 | 05/03/2023 | 461 E 36 6499 AE 001 0 91 000 | | Jason's Deli | | TRACK MEALS | | | | 184.02 |
| 0 | 05/01/2023 | 461 E 36 6499 A6 001 0 91 000 | | Kelly's Hill Country | BBQ | District Tennis Meals | | | | 223.10 |
| 0 | 05/01/2023 | 199 E 41 6499 00 701 0 99 000 | | Kelly's Hill Country | BBQ | Supt Faculty Advisory Committee (see list) | | | | 94.88 |
| 0 | 05/01/2023 | 199 E 41 6499 00 702 0 99 000 | | Kelly's Hill Country | BBQ | 4/12/23 Board meeting meal | | | | 53.25 |
| 0 | 05/01/2023 | 199 E 41 6499 00 701 0 99 000 | | Kelly's Hill Country | BBQ | 4/12/23 Board meeting meal | | | | 8.85 |
| 0 | 05/01/2023 | 461 E 36 6499 00 041 0 99 000 | | Leaning Pear LLC | | Office Staff meals for Assistant Principal Day. | | | | 28.15 |
| 0 | 05/01/2023 | 461 E 36 6499 AG 001 0 91 000 | | Michaels Stores Inc | | Softball Senior Gifts | | | | 57.36 |
| 0 | 05/01/2023 | 461 E 36 6499 00 102 0 99 000 | | Mima's | | Lunch Meeting | | | | 55.27 |
| 0 | 05/03/2023 | 199 E 33 6411 00 001 0 99 000 | | National Association of School Nurs | | National Assoc. of School Nurses Ann Wood | | | | 320.00 |
| 0 | 05/01/2023 | 461 E 36 6499 34 001 0 99 000 | | National Speech & Debate Associatio | | Academic All American Certificates | | | | 10.00 |
| 0 | 05/01/2023 | 162 E 11 6399 00 001 0 11 000 | | Pender's Music Company | | Band Supplies Music | | | | 93.00 |
| 0 | 05/01/2023 | 461 E 36 6499 AH 001 0 91 000 | | Pizza Hut | | Boys Soccer Banquet | | | | 282.95 |
| 0 | 05/01/2023 | 461 E 36 6499 18 041 0 99 000 | | Pizza Hut | | Pizza for band event | | | | 76.62 |
| 0 | 05/01/2023 | 461 E 36 6499 77 001 0 99 000 | | Pizza Hut | | Food for track and field day for Pals. | | | | 120.00 |
| 0 | 05/01/2023 | 865 E 36 6499 23 001 0 99 000 | | Premier Entertainment Group | | Prom Expenses DJ | | | | 559.94 |
| 0 | 05/01/2023 | 199 E 11 6399 00 001 0 11 | GEN | Ready Refresh | | Water Machine Rental | | | | 44.37 |
| 0 | 05/01/2023 | 865 E 36 6499 40 041 0 99 000 | | Sam's Club Direct | | NJHS Club Fundraiser Candy | | | | 164.82 |
| 0 | 05/01/2023 | 711 E 61 6399 00 102 0 99 000 | | Sam's Club Direct | | Kid Connection Snacks | | | | 472.53 |
| 0 | 05/01/2023 | 711 E 61 6499 00 101 0 99 000 | | Sam's Club Direct | | Snacks for Kid Connection | | | | 757.68 |
| 0 | 05/03/2023 | 199 E 41 6499 00 702 0 99 000 | | Schlotzsky's | | Board meeting 4/17/2023 | | | | 84.35 |

| CHECK NUMBER | CHECK DATE | ACCOUNT NUMBER | VENDOR | INVOICE DESCRIPTION | AMOUNT |
|--------------|------------|-------------------------------|-------------------------------------|--|-----------|
| 0 | 05/03/2023 | 199 E 41 6499 00 701 0 99 000 | Schlotzsky's | Board meeting 4/17/2023 | 156.61 |
| 0 | 05/01/2023 | 199 E 34 6411 00 805 0 99 000 | Texas Association for Pupil Transpo | 23-24 TAPT Membership & Full Conference Access | 275.00 |
| 0 | 05/01/2023 | 199 E 34 6495 00 805 0 99 000 | Texas Association for Pupil Transpo | 23-24 TAPT Membership & Full Conference Access | 50.00 |
| 0 | 05/01/2023 | 199 E 23 6411 00 041 0 99 000 | TASSP | TASSP Summer Workshop for Katy Huebner. | 295.00 |
| 0 | 05/01/2023 | 199 E 23 6411 00 001 0 99 000 | TASSP | Jason Giesen: TASSP 2023 Summer Workshop-Registration Fee & Membership Fee | 565.00 |
| 0 | 05/01/2023 | 199 E 23 6411 00 001 0 99 000 | TASSP | Shiela Parker: TASSP 2023 Summer Workshop - Registration Fee | 295.00 |
| 0 | 05/03/2023 | 199 E 52 6299 00 810 0 99 000 | Texas Dept of Public Safety | Safety Dept - Criminal History checks | 30.93 |
| 0 | 05/03/2023 | 199 E 33 6411 00 001 0 99 000 | Texas School Nurse Administrators A | 2023 TX School Nurse Admin. Assoc. Annual Conference | 375.00 |
| 0 | 05/01/2023 | 461 E 36 6499 A8 001 0 91 000 | Walmart Business | Basketball Banquet | 23.85 |
| 0 | 05/01/2023 | 461 E 36 6499 AA 001 0 91 000 | Walmart Business | Basketball Banquet | 23.84 |
| 0 | 05/01/2023 | 461 E 36 6499 61 001 0 99 000 | Walmart Business | Lunch for AP interviews. | 25.09 |
| 0 | 05/01/2023 | 461 E 36 6499 A8 001 0 91 000 | Walmart Business | Basketball Banquet | 30.26 |
| 0 | 05/01/2023 | 461 E 36 6499 AA 001 0 91 000 | Walmart Business | Basketball Banquet | 30.25 |
| 0 | 05/03/2023 | 461 E 36 6499 AF 001 0 91 000 | Whataburger, Inc. | Baseball student meals | 236.25 |
| 0 | 05/03/2023 | 161 E 36 6412 ME 001 0 91 DCO | Whataburger, Inc. | Meals at regional golf | 67.30 |
| 0 | 05/03/2023 | 461 E 36 6499 AF 001 0 91 000 | Whataburger, Inc. | Baseball Team Meals | 252.63 |
| 0 | 05/03/2023 | 199 E 36 6412 00 001 0 99 UIL | Whataburger, Inc. | Meals For UIL Travel | 303.33 |
| 0 | 05/03/2023 | 199 E 36 6412 00 001 0 99 UIL | Whataburger, Inc. | Meals For UIL Travel | 81.29 |
| 0 | 05/01/2023 | 199 E 34 6319 00 805 0 99 000 | Wimberley Ace Hardware | Open PO for ACE | 11.88 |
| 0 | 05/01/2023 | 461 E 36 6499 AF 001 0 91 000 | Wimberley Ace Hardware | Baseball Softball Concessions | 12.50 |
| 0 | 05/01/2023 | 461 E 36 6499 AG 001 0 91 000 | Wimberley Ace Hardware | Baseball Softball Concessions | 12.49 |
| 0 | 05/01/2023 | 461 E 36 6499 AF 001 0 91 000 | Wimberley Ace Hardware | Baseball Softball Concessions | 12.50 |
| 0 | 05/01/2023 | 461 E 36 6499 AG 001 0 91 000 | Wimberley Ace Hardware | Baseball Softball Concessions | 12.49 |
| 0 | 05/01/2023 | 461 E 36 6499 AA 001 0 91 000 | Wimberley Ace Hardware | Basketball Banquet Incentives | 167.86 |
| 0 | 05/01/2023 | 461 E 36 6499 AA 001 0 91 000 | Wimberley Ace Hardware | Basketball banquet incentives | 25.47 |
| Totals for 0 | | | | | 10,195.67 |
| 52897 | 05/04/2023 | 199 E 51 6499 00 999 0 99 000 | Amazon Capital Services | Maint Supplies | 53.25 |
| 52897 | 05/04/2023 | 711 E 61 6499 00 101 0 99 000 | Amazon Capital Services | Supplies for Kid Connection | 54.38 |
| 52897 | 05/04/2023 | 199 E 11 6399 02 102 0 11 GEN | Amazon Capital Services | Spangenberg \$150. Big Book of Silly Jokes for Kids | 14.15 |
| | | | | \$5.99 Tru Ray Construction Paper 12 x 18 Assorted Colors | |
| | | | | \$14.19 Dsheengo Inflatable Globes 12 pieces \$17.99 | |
| | | | | Order 2 sets of these | |
| | | | | \$17.99 Cakolink Vintage Aesthetic Vinyl Stickers | |
| | | | | \$5.98 Olansit 200 pcs Water Bottle Stickers \$5.99 | |
| | | | | Astrobrights Mega Collection Colored Paper 625 Sheets | |
| | | | | \$17.49 Creative Teaching Press Woodland Friends Name Tags | |

| CHECK NUMBER | CHECK DATE | ACCOUNT NUMBER | VENDOR | INVOICE DESCRIPTION | AMOUNT |
|------------------|------------|-------------------------------|-----------------------------|--|----------|
| | | | | Labels \$10.66 Camping Party Decorations Camping Banner | |
| | | | | Laminated \$8.99 32 piece 8 Colors Mini Bubble Wands | |
| | | | | \$11.95 Tru Ray Construction Paper 12 x 18 Holiday Green | |
| | | | | \$8.59 Tru Ray Construction Paper 12 x 18 Festive Red | |
| | | | | \$7.27 Tru Ray Construction Paper 12 x 18 Black Pack of 50 | |
| | | | | \$6.10 8 pack Sticky Post it notes 3x3 \$7.19 | |
| 52897 | 05/04/2023 | 195 E 53 6399 00 831 0 99 000 | Amazon Capital Services | Technology Supplies | 503.94 |
| 52897 | 05/04/2023 | 199 E 41 6399 00 701 0 99 000 | Amazon Capital Services | Credit-Wrist Blood Pressure Monitor | -29.99 |
| 52897 | 05/04/2023 | 199 E 11 6399 00 041 0 11 GEN | Amazon Capital Services | Supplies | 140.50 |
| 52897 | 05/04/2023 | 199 E 23 6399 00 001 0 99 000 | Amazon Capital Services | Supplies For Academic Awards | 25.99 |
| 52897 | 05/04/2023 | 461 E 36 6499 AF 001 0 91 000 | Amazon Capital Services | Baseball Equipment | 28.98 |
| Totals for 52897 | | | | | 791.20 |
| 52898 | 05/04/2023 | 199 E 41 6499 00 701 0 99 000 | American Assoc. of Notaries | Notary for Jordyn Collie | 108.90 |
| Totals for 52898 | | | | | 108.90 |
| 52899 | 05/04/2023 | 199 E 51 6259 09 001 0 99 000 | Aqua Texas, Inc | 2022-2023: Sewer - March 2023 | 1,934.67 |
| 52899 | 05/04/2023 | 199 E 51 6259 09 041 0 99 000 | Aqua Texas, Inc | 2022-2023: Sewer - March 2023 | 1,337.81 |
| 52899 | 05/04/2023 | 199 E 51 6259 09 102 0 99 000 | Aqua Texas, Inc | 2022-2023: Sewer - March 2023 | 604.86 |
| 52899 | 05/04/2023 | 199 E 51 6259 09 804 0 99 000 | Aqua Texas, Inc | 2022-2023: Sewer - March 2023 | 195.92 |
| 52899 | 05/04/2023 | 199 E 51 6259 06 101 0 99 000 | Aqua Texas, Inc | 2022-2023: Water and Sewer - Open PO | 930.38 |
| 52899 | 05/04/2023 | 199 E 51 6259 06 801 0 99 000 | Aqua Texas, Inc | 2022-2023: Water and Sewer - Open PO | 231.25 |
| 52899 | 05/04/2023 | 199 E 51 6259 06 802 0 99 000 | Aqua Texas, Inc | 2022-2023: Water and Sewer - Open PO | 231.25 |
| 52899 | 05/04/2023 | 199 E 51 6259 06 805 0 99 000 | Aqua Texas, Inc | 2022-2023: Water and Sewer - Open PO | 231.25 |
| 52899 | 05/04/2023 | 199 E 51 6259 09 101 0 99 000 | Aqua Texas, Inc | 2022-2023: Water and Sewer - Open PO | 1,333.42 |
| 52899 | 05/04/2023 | 199 E 51 6259 09 801 0 99 000 | Aqua Texas, Inc | 2022-2023: Water and Sewer - Open PO | 235.51 |
| 52899 | 05/04/2023 | 199 E 51 6259 09 802 0 99 000 | Aqua Texas, Inc | 2022-2023: Water and Sewer - Open PO | 235.51 |
| 52899 | 05/04/2023 | 199 E 51 6259 09 805 0 99 000 | Aqua Texas, Inc | 2022-2023: Water and Sewer - Open PO | 235.52 |
| 52899 | 05/04/2023 | 199 E 51 6259 06 102 0 99 BHP | Aqua Texas, Inc | 2022-2023: Water and Sewer - Open PO | 566.52 |
| Totals for 52899 | | | | | 8,303.87 |
| 52900 | 05/04/2023 | 161 E 36 6299 GO 001 0 91 DCO | Austin Chapter Softball | Scrimmage Fees | 850.00 |
| Totals for 52900 | | | | | 850.00 |
| 52901 | 05/04/2023 | 199 E 41 6411 MI 701 0 99 000 | Bonewald, Gregory | Travel Reimbursement 04/01/23 - 04/30/23 | 169.12 |
| Totals for 52901 | | | | | 169.12 |
| 52902 | 05/04/2023 | 240 E 35 6341 BK 102 0 99 SCA | Brothers Food Service | Breakfast/Lunch Produce | 103.00 |
| 52902 | 05/04/2023 | 240 E 35 6341 LU 102 0 99 SCA | Brothers Food Service | Breakfast/Lunch Produce | 413.00 |

| CHECK CHECK | | ACCOUNT | | INVOICE | |
|------------------|------------|-------------------------------|-------------------------------|--|----------|
| NUMBER | DATE | NUMBER | VENDOR | DESCRIPTION | AMOUNT |
| 52902 | 05/04/2023 | 240 E 35 6341 BK 101 0 99 SCA | Brothers Food Service | Breakfast/Lunch Food- Jacob's Well Elementary | 72.90 |
| 52902 | 05/04/2023 | 240 E 35 6341 LU 101 0 99 SCA | Brothers Food Service | Breakfast/Lunch Food- Jacob's Well Elementary | 272.10 |
| 52902 | 05/04/2023 | 240 E 35 6341 BK 001 0 99 SCA | Brothers Food Service | Breakfast/Lunch Food | 31.75 |
| 52902 | 05/04/2023 | 240 E 35 6341 LU 001 0 99 SCA | Brothers Food Service | Breakfast/Lunch Food | 206.10 |
| 52902 | 05/04/2023 | 240 E 35 6341 BK 041 0 99 SCA | Brothers Food Service | Breakfast/Lunch Food | 61.75 |
| 52902 | 05/04/2023 | 240 E 35 6341 LU 041 0 99 SCA | Brothers Food Service | Breakfast/Lunch Food | 253.95 |
| 52902 | 05/04/2023 | 240 E 35 6341 LU 041 0 99 SCA | Brothers Food Service | Breakfast/Lunch Food | -2.00 |
| Totals for 52902 | | | | | 1,412.55 |
| 52903 | 05/04/2023 | 199 E 41 6399 00 701 0 99 000 | Bruggman, Allen | Reimbursement for general office expenses | 146.01 |
| Totals for 52903 | | | | | 146.01 |
| 52904 | 05/04/2023 | 161 E 36 6499 PD 001 0 91 DCO | Canyon Lake High School | Girls Soccer Playoff: Wimberley vs. Davenport 03/30/23 | 389.00 |
| Totals for 52904 | | | | | 389.00 |
| 52905 | 05/04/2023 | 461 E 36 6499 A6 001 0 91 000 | Centex Recognition | Tennis Shirts/Sweatshirts | 1,707.50 |
| Totals for 52905 | | | | | 1,707.50 |
| 52906 | 05/04/2023 | 461 E 36 6499 AF 001 0 91 000 | Chick-fil-A | Sandwiches for Baseball - 50 regular + 10 Spicy | 302.40 |
| Totals for 52906 | | | | | 302.40 |
| 52907 | 05/04/2023 | 461 E 36 6499 AG 001 0 91 000 | City of Wimberley | Community Center Rental - Softball | 300.00 |
| 52907 | 05/04/2023 | 461 E 36 6499 AG 001 0 91 000 | City of Wimberley | Community Center Rental - Softball | 288.75 |
| Totals for 52907 | | | | | 588.75 |
| 52908 | 05/04/2023 | 195 E 11 6395 00 001 0 11 000 | Dell Marketing L.P. | New Google Chrome Books | 9,032.10 |
| Totals for 52908 | | | | | 9,032.10 |
| 52909 | 05/04/2023 | 199 E 51 6259 08 001 0 99 000 | Frontier Communications, Inc. | 2022-2023: Telephone Lines for Fire Alarms - Open PO | 497.20 |
| 52909 | 05/04/2023 | 199 E 51 6259 08 041 0 99 000 | Frontier Communications, Inc. | 2022-2023: Telephone Lines for Fire Alarms - Open PO | 343.54 |
| 52909 | 05/04/2023 | 199 E 51 6259 08 101 0 99 000 | Frontier Communications, Inc. | 2022-2023: Telephone Lines for Fire Alarms - Open PO | 189.68 |
| 52909 | 05/04/2023 | 199 E 51 6259 08 804 0 99 000 | Frontier Communications, Inc. | 2022-2023: Telephone Lines for Fire Alarms - Open PO | 141.03 |
| 52909 | 05/04/2023 | 199 E 51 6259 08 805 0 99 000 | Frontier Communications, Inc. | 2022-2023: Telephone Lines for Fire Alarms - Open PO | 169.34 |
| 52909 | 05/04/2023 | 199 E 51 6259 08 833 0 23 000 | Frontier Communications, Inc. | 2022-2023: Telephone Lines for Fire Alarms - Open PO | 95.92 |
| 52909 | 05/04/2023 | 199 E 51 6259 08 836 0 99 000 | Frontier Communications, Inc. | 2022-2023: Telephone Lines for Fire Alarms - Open PO | 168.22 |
| Totals for 52909 | | | | | 1,604.93 |
| 52910 | 05/04/2023 | 461 E 36 6499 AG 001 0 91 000 | GameGrade | Softball Lineup Cards | 93.00 |
| Totals for 52910 | | | | | 93.00 |

| CHECK CHECK | | ACCOUNT | | INVOICE | | AMOUNT |
|------------------|------------|-------------------------------|--------------------------------|---|--|----------|
| NUMBER | DATE | NUMBER | VENDOR | DESCRIPTION | | |
| 52918 | 05/04/2023 | 199 E 34 6249 00 805 0 99 000 | Kyrish Truck Centers of Austin | DEF Sensor Replacement | | 627.55 |
| Totals for 52918 | | | | | | 627.55 |
| 52919 | 05/04/2023 | 240 E 35 6341 LU 101 0 99 000 | La Costenita Distributor Inc | Lunch Food-Jacob's Well Elementary | | 297.36 |
| 52919 | 05/04/2023 | 240 E 35 6341 LU 041 0 99 000 | La Costenita Distributor Inc | Lunch Food 2022-2023 | | 289.44 |
| Totals for 52919 | | | | | | 586.80 |
| 52920 | 05/04/2023 | 240 E 35 6341 BK 102 0 99 000 | Labatt Food Service LLC | Breakfast/Lunch Food and Non-Food Blue Hole Primary | | 211.96 |
| 52920 | 05/04/2023 | 240 E 35 6341 LU 102 0 99 000 | Labatt Food Service LLC | Breakfast/Lunch Food and Non-Food Blue Hole Primary | | 1,465.32 |
| 52920 | 05/04/2023 | 240 E 35 6342 LU 102 0 99 000 | Labatt Food Service LLC | Breakfast/Lunch Food and Non-Food Blue Hole Primary | | 435.42 |
| 52920 | 05/04/2023 | 240 E 35 6342 BK 102 0 99 000 | Labatt Food Service LLC | Breakfast/Lunch Food and Non-Food Blue Hole Primary | | 145.14 |
| 52920 | 05/04/2023 | 240 E 35 6341 BK 102 0 99 SCA | Labatt Food Service LLC | Breakfast/Lunch Food and Non-Food Blue Hole Primary | | 183.75 |
| 52920 | 05/04/2023 | 240 E 35 6341 LU 102 0 99 SCA | Labatt Food Service LLC | Breakfast/Lunch Food and Non-Food Blue Hole Primary | | 655.25 |
| Totals for 52920 | | | | | | 3,096.84 |
| 52921 | 05/04/2023 | 161 E 36 6399 00 041 0 91 GLF | Llano High School Golf | JH Golf Invitational 04/24/23 | | 330.00 |
| 52921 | 05/04/2023 | 161 E 36 6399 00 001 0 91 GLF | Llano High School Golf | JH Golf Invitational 04/24/23 | | 67.24 |
| 52921 | 05/04/2023 | 461 E 36 6499 AC 041 0 91 000 | Llano High School Golf | JH Golf Invitational 04/24/23 | | 2.76 |
| Totals for 52921 | | | | | | 400.00 |
| 52922 | 05/04/2023 | 199 E 51 6259 08 001 0 99 000 | LogMeIn Communications, Inc | 2022-2023: Telephone - May 2023 | | 1,953.87 |
| 52922 | 05/04/2023 | 199 E 51 6259 08 041 0 99 000 | LogMeIn Communications, Inc | 2022-2023: Telephone - May 2023 | | 1,135.73 |
| 52922 | 05/04/2023 | 199 E 51 6259 08 101 0 99 000 | LogMeIn Communications, Inc | 2022-2023: Telephone - May 2023 | | 904.27 |
| 52922 | 05/04/2023 | 199 E 51 6259 08 102 0 99 000 | LogMeIn Communications, Inc | 2022-2023: Telephone - May 2023 | | 1,435.05 |
| 52922 | 05/04/2023 | 199 E 51 6259 08 804 0 99 000 | LogMeIn Communications, Inc | 2022-2023: Telephone - May 2023 | | 548.24 |
| 52922 | 05/04/2023 | 199 E 51 6259 08 805 0 99 000 | LogMeIn Communications, Inc | 2022-2023: Telephone - May 2023 | | 138.50 |
| 52922 | 05/04/2023 | 199 E 51 6259 08 808 0 99 000 | LogMeIn Communications, Inc | 2022-2023: Telephone - May 2023 | | 112.85 |
| 52922 | 05/04/2023 | 199 E 51 6259 08 807 0 99 000 | LogMeIn Communications, Inc | 2022-2023: Telephone - May 2023 | | 320.60 |
| 52922 | 05/04/2023 | 199 E 51 6259 08 836 0 99 000 | LogMeIn Communications, Inc | 2022-2023: Telephone - May 2023 | | 664.91 |
| Totals for 52922 | | | | | | 7,214.02 |
| 52923 | 05/04/2023 | 461 E 36 6499 AC 001 0 91 000 | Marble Falls ISD | Middle School Invitational Golf Tournament 05/08/23 | | 600.00 |
| Totals for 52923 | | | | | | 600.00 |
| 52924 | 05/04/2023 | 199 E 41 6219 00 701 0 99 000 | Moak Casey LLC | Continuous Improvement Consortium Monthly Dues for April 23 | | 1,200.00 |
| Totals for 52924 | | | | | | 1,200.00 |
| 52925 | 05/04/2023 | 161 E 36 6299 GW 041 0 91 DCO | Morrow, Bryan | Game Worker 04/18/23 | | 25.00 |

| CHECK NUMBER | CHECK DATE | ACCOUNT NUMBER | VENDOR | INVOICE DESCRIPTION | AMOUNT |
|------------------|------------|-------------------------------|-------------------------|---|-----------|
| Totals for 52925 | | | | | 25.00 |
| 52926 | 05/04/2023 | 199 E 11 6399 00 001 0 22 FCS | Nasco | Supplies For FCS | 174.25 |
| Totals for 52926 | | | | | 174.25 |
| 52927 | 05/04/2023 | 161 A 00 1243 SD 000 0 00 000 | Neil, Jack | Game Worker for Hosted Playoff Game 042423_Dripping Springs vs. Johnson | 50.00 |
| 52927 | 05/04/2023 | 161 A 00 1243 SD 000 0 00 000 | Neil, Jack | Game worker: 4/27 Fredericksburg vs. La Vernia | 50.00 |
| Totals for 52927 | | | | | 100.00 |
| 52929 | 05/04/2023 | 240 E 35 6341 BK 102 0 99 000 | DFA Dairy Brands DALLAS | Breakfast/Lunch Food-Blue Hole Primary | 118.43 |
| 52929 | 05/04/2023 | 240 E 35 6341 LU 102 0 99 000 | DFA Dairy Brands DALLAS | Breakfast/Lunch Food-Blue Hole Primary | 355.29 |
| 52929 | 05/04/2023 | 240 E 35 6341 BK 102 0 99 000 | DFA Dairy Brands DALLAS | Breakfast/Lunch Food-Blue Hole Primary | 101.54 |
| 52929 | 05/04/2023 | 240 E 35 6341 LU 102 0 99 000 | DFA Dairy Brands DALLAS | Breakfast/Lunch Food-Blue Hole Primary | 304.62 |
| 52929 | 05/04/2023 | 240 E 35 6341 BK 101 0 99 000 | DFA Dairy Brands DALLAS | Breakfast/Lunch Food-Jacob's Well Elementary | 45.69 |
| 52929 | 05/04/2023 | 240 E 35 6341 LU 101 0 99 000 | DFA Dairy Brands DALLAS | Breakfast/Lunch Food-Jacob's Well Elementary | 106.62 |
| 52929 | 05/04/2023 | 240 E 35 6341 BK 101 0 99 000 | DFA Dairy Brands DALLAS | Breakfast/Lunch Food-Jacob's Well Elementary | 81.27 |
| 52929 | 05/04/2023 | 240 E 35 6341 LU 101 0 99 000 | DFA Dairy Brands DALLAS | Breakfast/Lunch Food-Jacob's Well Elementary | 189.62 |
| 52929 | 05/04/2023 | 240 E 35 6341 LU 041 0 99 000 | DFA Dairy Brands DALLAS | Breakfast/Lunch Food | 56.17 |
| 52929 | 05/04/2023 | 240 E 35 6341 BK 041 0 99 000 | DFA Dairy Brands DALLAS | Breakfast/Lunch Food | 16.94 |
| 52929 | 05/04/2023 | 240 E 35 6341 LU 041 0 99 000 | DFA Dairy Brands DALLAS | Breakfast/Lunch Food | 116.48 |
| 52929 | 05/04/2023 | 240 E 35 6341 BK 041 0 99 000 | DFA Dairy Brands DALLAS | Breakfast/Lunch Food | 38.83 |
| 52929 | 05/04/2023 | 240 E 35 6341 LU 001 0 99 000 | DFA Dairy Brands DALLAS | Breakfast/Lunch Food | 78.86 |
| 52929 | 05/04/2023 | 240 E 35 6341 BK 001 0 99 000 | DFA Dairy Brands DALLAS | Breakfast/Lunch Food | 25.40 |
| 52929 | 05/04/2023 | 240 E 35 6341 LU 001 0 99 000 | DFA Dairy Brands DALLAS | Breakfast/Lunch Food | 131.44 |
| 52929 | 05/04/2023 | 240 E 35 6341 BK 001 0 99 000 | DFA Dairy Brands DALLAS | Breakfast/Lunch Food | 43.81 |
| Totals for 52929 | | | | | 1,811.01 |
| 52930 | 05/04/2023 | 199 E 51 6259 10 806 0 99 000 | PEC | 2022-2023: Electric - April 2023 | 227.14 |
| 52930 | 05/04/2023 | 199 E 51 6259 10 808 0 99 000 | PEC | 2022-2023: Electric - April 2023 | 3,901.30 |
| 52930 | 05/04/2023 | 199 E 51 6259 10 001 0 99 000 | PEC | 2022-2023: Electric - April | 10,909.61 |
| 52930 | 05/04/2023 | 199 E 51 6259 10 041 0 99 000 | PEC | 2022-2023: Electric - April | 5,912.23 |
| 52930 | 05/04/2023 | 199 E 51 6259 10 101 0 99 000 | PEC | 2022-2023: Electric - April | 6,563.65 |
| 52930 | 05/04/2023 | 199 E 51 6259 10 102 0 99 000 | PEC | 2022-2023: Electric - April | 1,522.31 |
| 52930 | 05/04/2023 | 199 E 51 6259 10 800 0 99 000 | PEC | 2022-2023: Electric - April | 909.14 |
| 52930 | 05/04/2023 | 199 E 51 6259 10 801 0 99 000 | PEC | 2022-2023: Electric - April | 565.90 |
| 52930 | 05/04/2023 | 199 E 51 6259 10 802 0 99 000 | PEC | 2022-2023: Electric - April | 565.90 |
| 52930 | 05/04/2023 | 199 E 51 6259 10 804 0 99 000 | PEC | 2022-2023: Electric - April | 691.80 |
| 52930 | 05/04/2023 | 199 E 51 6259 10 805 0 99 000 | PEC | 2022-2023: Electric - April | 565.89 |

| CHECK | | CHECK | | ACCOUNT | | INVOICE | | | |
|------------------|------------|-------------------------------|--|---------|--|----------------------------|---|--|-----------|
| NUMBER | DATE | NUMBER | | | | VENDOR | DESCRIPTION | | AMOUNT |
| 52930 | 05/04/2023 | 199 E 51 6259 10 806 0 99 000 | | | | PEC | 2022-2023: Electric - April | | 97.69 |
| 52930 | 05/04/2023 | 199 E 51 6259 10 830 0 99 000 | | | | PEC | 2022-2023: Electric - April | | 622.41 |
| 52930 | 05/04/2023 | 199 E 51 6259 10 836 0 99 000 | | | | PEC | 2022-2023: Electric - April | | 5,843.48 |
| Totals for 52930 | | | | | | | | | 38,898.45 |
| 52931 | 05/04/2023 | 199 E 11 6399 00 001 0 11 CH1 | | | | J W Pepper & Son, Inc. | Choir Sheet Music | | 29.88 |
| 52931 | 05/04/2023 | 199 E 36 6399 00 001 0 99 CH1 | | | | J W Pepper & Son, Inc. | Choir Sheet Music | | 35.02 |
| 52931 | 05/04/2023 | 162 E 11 6329 00 041 0 11 000 | | | | J W Pepper & Son, Inc. | Aladdin Scores | | 7.50 |
| Totals for 52931 | | | | | | | | | 72.40 |
| 52932 | 05/04/2023 | 199 E 51 6319 01 102 0 99 BHP | | | | Safeway Supply, Inc. | Scrubber knobs | | 12.60 |
| Totals for 52932 | | | | | | | | | 12.60 |
| 52933 | 05/04/2023 | 461 E 36 6499 AF 001 0 91 000 | | | | Sam's Club Direct | Food/Drinks For Baseball & Softball Concessions | | 127.45 |
| 52933 | 05/04/2023 | 461 E 36 6499 AG 001 0 91 000 | | | | Sam's Club Direct | Food/Drinks For Baseball & Softball Concessions | | 84.97 |
| 52933 | 05/04/2023 | 461 E 36 6499 AF 001 0 91 000 | | | | Sam's Club Direct | Food/Drinks For Baseball & Softball Concessions | | 708.49 |
| 52933 | 05/04/2023 | 461 E 36 6499 AG 001 0 91 000 | | | | Sam's Club Direct | Food/Drinks For Baseball & Softball Concessions | | 472.33 |
| 52933 | 05/04/2023 | 461 E 36 6499 AG 001 0 91 000 | | | | Sam's Club Direct | Food/Drinks For Baseball & Softball Concessions | | 78.74 |
| 52933 | 05/04/2023 | 461 E 36 6499 AF 001 0 91 000 | | | | Sam's Club Direct | Food/Drinks For Baseball & Softball Concessions | | 118.12 |
| Totals for 52933 | | | | | | | | | 1,590.10 |
| 52934 | 05/04/2023 | 461 E 36 6499 A8 001 0 91 000 | | | | Schleder, Melodie | Basketball Banquet Items | | 46.13 |
| 52934 | 05/04/2023 | 461 E 36 6499 AA 001 0 91 000 | | | | Schleder, Melodie | Basketball Banquet Items | | 46.12 |
| Totals for 52934 | | | | | | | | | 92.25 |
| 52935 | 05/04/2023 | 461 E 36 6499 94 001 0 22 000 | | | | Southern Floral Co. | Flowers for Floral Design. | | 452.76 |
| 52935 | 05/04/2023 | 461 E 36 6499 94 001 0 22 000 | | | | Southern Floral Co. | Flowers for Floral Design. | | 21.49 |
| Totals for 52935 | | | | | | | | | 474.25 |
| 52936 | 05/04/2023 | 199 E 41 6399 00 750 0 99 HRS | | | | Staples Business Advantage | Toner cartridges and folders | | 424.31 |
| 52936 | 05/04/2023 | 199 E 41 6399 00 750 0 99 000 | | | | Staples Business Advantage | Supplies & Office Chair | | 345.91 |
| Totals for 52936 | | | | | | | | | 770.22 |
| 52937 | 05/04/2023 | 199 E 41 6299 00 702 0 99 000 | | | | TASB, Inc | TASB Localized Update 120 | | 730.84 |
| Totals for 52937 | | | | | | | | | 730.84 |
| 52938 | 05/04/2023 | 240 E 35 6341 LU 102 0 99 000 | | | | The New World Bakery, Inc | Breakfast/Lunch Food | | 54.00 |
| 52938 | 05/04/2023 | 240 E 35 6341 LU 041 0 99 000 | | | | The New World Bakery, Inc | Breakfast/Lunch Food-Danforth JH | | 55.08 |
| 52938 | 05/04/2023 | 240 E 35 6341 BK 041 0 99 000 | | | | The New World Bakery, Inc | Breakfast/Lunch Food-Danforth JH | | 9.50 |

| CHECK | | CHECK | | ACCOUNT | | INVOICE | | | |
|--------|------------|-------------------------------|--|---------|------------------------------|---|------------------|----------|--|
| NUMBER | DATE | NUMBER | | | VENDOR | DESCRIPTION | | AMOUNT | |
| 52938 | 05/04/2023 | 240 E 35 6341 LU 001 0 99 000 | | | The New World Bakery, Inc | Breakfast/Lunch Food High School | | 28.80 | |
| 52938 | 05/04/2023 | 240 E 35 6341 BK 001 0 99 000 | | | The New World Bakery, Inc | Breakfast/Lunch Food High School | | 11.40 | |
| 52938 | 05/04/2023 | 240 E 35 6341 LU 102 0 99 000 | | | The New World Bakery, Inc | Breakfast/Lunch Food Jacob's Well Elementary | | 45.00 | |
| 52938 | 05/04/2023 | 240 E 35 6341 BK 101 0 99 000 | | | The New World Bakery, Inc | Breakfast/Lunch Food Jacob's Well Elementary | | 11.40 | |
| | | | | | | | Totals for 52938 | 215.18 | |
| 52939 | 05/04/2023 | 199 E 51 6249 00 001 0 99 000 | | | Turnkey Security, Inc. | 22-23 OPEN PO - SECURITY MONITORING SERVICE FEE | | 100.00 | |
| 52939 | 05/04/2023 | 199 E 51 6249 00 041 0 99 000 | | | Turnkey Security, Inc. | 22-23 OPEN PO - SECURITY MONITORING SERVICE FEE | | 25.00 | |
| 52939 | 05/04/2023 | 199 E 51 6249 00 101 0 99 000 | | | Turnkey Security, Inc. | 22-23 OPEN PO - SECURITY MONITORING SERVICE FEE | | 25.00 | |
| 52939 | 05/04/2023 | 199 E 51 6249 00 804 0 99 000 | | | Turnkey Security, Inc. | 22-23 OPEN PO - SECURITY MONITORING SERVICE FEE | | 25.00 | |
| 52939 | 05/04/2023 | 199 E 51 6249 00 805 0 99 000 | | | Turnkey Security, Inc. | 22-23 OPEN PO - SECURITY MONITORING SERVICE FEE | | 25.00 | |
| 52939 | 05/04/2023 | 199 E 51 6249 00 102 0 99 BHP | | | Turnkey Security, Inc. | 22-23 OPEN PO - SECURITY MONITORING SERVICE FEE | | 25.00 | |
| | | | | | | | Totals for 52939 | 225.00 | |
| 52940 | 05/04/2023 | 199 E 11 6329 00 001 0 21 ENG | | | Texas Educational Paperbacks | Novels for English class | | 779.40 | |
| | | | | | | | Totals for 52940 | 779.40 | |
| 52941 | 05/04/2023 | 199 E 21 6411 MI 832 0 99 000 | | | Valentine, Jason | Travel Reimbursement 04/20/23 - 04/26/23 | | 117.90 | |
| | | | | | | | Totals for 52941 | 117.90 | |
| 52942 | 05/04/2023 | 865 E 36 6499 GD 101 0 99 000 | | | Wells Fargo Bank - Cash | Reimburse petty cash for Garden Club | | 57.31 | |
| | | | | | | | Totals for 52942 | 57.31 | |
| 52943 | 05/04/2023 | 865 E 36 6499 GD 101 0 99 000 | | | Wimberley Gardens, LLC | Supplies for Garden Club | | 209.93 | |
| | | | | | | | Totals for 52943 | 209.93 | |
| 52944 | 05/04/2023 | 199 E 51 6259 06 001 0 99 000 | | | Wimberley Water Supply | 2022-2023: Water - Open PO | | 1,759.90 | |
| 52944 | 05/04/2023 | 199 E 51 6259 06 041 0 99 000 | | | Wimberley Water Supply | 2022-2023: Water - Open PO | | 1,486.80 | |
| 52944 | 05/04/2023 | 199 E 51 6259 06 102 0 99 000 | | | Wimberley Water Supply | 2022-2023: Water - Open PO | | 279.22 | |
| 52944 | 05/04/2023 | 199 E 51 6259 06 804 0 99 000 | | | Wimberley Water Supply | 2022-2023: Water - Open PO | | 92.35 | |
| 52944 | 05/04/2023 | 199 E 51 6259 06 830 0 99 000 | | | Wimberley Water Supply | 2022-2023: Water - Open PO | | 41.61 | |
| 52944 | 05/04/2023 | 199 E 51 6259 06 808 0 99 000 | | | Wimberley Water Supply | 2022-2023: Water - Open PO | | 1,111.55 | |
| | | | | | | | Totals for 52944 | 4,771.43 | |
| 52946 | 05/11/2023 | 199 E 11 6399 00 102 0 11 GEN | | | Amazon Capital Services | STEM---\$150. Kids Toys STEM Board Games - Smart Logical Road | | 89.97 | |
| 52946 | 05/11/2023 | 199 E 11 6399 KI 102 0 11 GEN | | | Amazon Capital Services | Sumers \$150. Amazon Basics Sheet Protector Aneco 24 Pieces 13.5 by 13.5 Inches Non-Woven JOYIN 24 Pack 14.6'' Big Bubble Wands Bulk Stickers for Water Bottles, 200PCS Water | | 17.99 | |

| CHECK NUMBER | CHECK DATE | ACCOUNT NUMBER | VENDOR | INVOICE DESCRIPTION | AMOUNT |
|------------------|------------|-------------------------------|-------------------------------------|--|-----------|
| 52946 | 05/11/2023 | 195 E 53 6395 00 041 0 99 000 | Amazon Capital Services | Bottle Dry Erase Erasers, 36 Pack Magnetic Whiteboard Eraser Maxell 190319 Stereo Headphone, Black VoizVony 12'' Beach Balls for Kids - 12 Pack Beach Ball BulkSummer Stickers for Kids, 400 Pcs GIFTINBOX Kids Sunglasses Bulk, Roll over image to zoom in Neenah Cardstock, 8.5" x 11", 90 JH Tech supplies | 122.58 |
| Totals for 52946 | | | | | 230.54 |
| 52947 | 05/11/2023 | 161 E 36 6299 GO 001 0 91 DCO | Austin Baseball Umpires Association | Scrimmage Fees 2023 | 750.00 |
| Totals for 52947 | | | | | 750.00 |
| 52948 | 05/11/2023 | 195 E 11 6395 CB 999 0 11 000 | B & H Photo & Electronics Corp. | Testing CB - invoice 212467443 | 919.38 |
| 52948 | 05/11/2023 | 195 E 11 6395 CB 999 0 11 000 | B & H Photo & Electronics Corp. | Testing CB - 212584920 | 20,532.82 |
| Totals for 52948 | | | | | 21,452.20 |
| 52950 | 05/11/2023 | 865 E 36 6499 15 041 0 99 000 | C.C. Creations LTD | BE3001CFUC 3001C Bella Unisex Jersey SS T-shirt - Gold | 385.99 |
| 52950 | 05/11/2023 | 865 E 36 6499 15 041 0 99 000 | C.C. Creations LTD | CR9930CHM 9930 Charles River Camden Crew Neck Sweatshirt 100% Cotton - Chambray | 1,458.00 |
| 52950 | 05/11/2023 | 865 E 36 6499 15 041 0 99 000 | C.C. Creations LTD | CHCC8CNAV CC8C Long-Sleeve Tagles T-Shirt - Navy | 448.50 |
| 52950 | 05/11/2023 | 865 E 36 6499 15 041 0 99 000 | C.C. Creations LTD | CLT1000INP 1000 Colortone 100% Cotton Spider Tee- independence | 420.00 |
| 52950 | 05/11/2023 | 865 E 36 6499 15 041 0 99 000 | C.C. Creations LTD | CHCC8CNAV CC8C Long-Sleve Tagless T-Shirt - Navy | 19.50 |
| 52950 | 05/11/2023 | 865 E 36 6499 15 041 0 99 000 | C.C. Creations LTD | BE3001CFUC 3001C Bella Unisex Jersey SS T-Shirt - Fuchsia | 361.20 |
| 52950 | 05/11/2023 | 865 E 36 6499 15 041 0 99 000 | C.C. Creations LTD | Augusta Girls/ ladies shorts in navy/ black/ red | 1,018.40 |
| Totals for 52950 | | | | | 4,111.59 |
| 52951 | 05/11/2023 | 199 E 34 6249 00 805 0 99 000 | Conley Enterprises Co. Inc. | Flat Tire Repair Patch Vehicle #58 | 25.00 |
| 52951 | 05/11/2023 | 199 E 51 6249 05 830 0 99 000 | Conley Enterprises Co. Inc. | 22/23 OPEN PO FOR STATE INSPECTIONS | 511.60 |
| Totals for 52951 | | | | | 536.60 |
| 52952 | 05/11/2023 | 161 A 00 1243 SD 000 0 00 000 | Cornic, Jean-Claude | Security Hosted Baseball 050523 | 200.00 |
| Totals for 52952 | | | | | 200.00 |
| 52953 | 05/11/2023 | 199 E 51 6319 00 001 0 99 000 | Cragg's Do It Best Lumber & Home Ce | MARCH - AUG 22-23 OPEN PO FOR MAINT SUPPLIES AND MATERIALS | 3.23 |
| 52953 | 05/11/2023 | 199 E 51 6319 00 041 0 99 000 | Cragg's Do It Best Lumber & Home Ce | MARCH - AUG 22-23 OPEN PO FOR MAINT SUPPLIES AND MATERIALS | 3.23 |
| 52953 | 05/11/2023 | 199 E 51 6319 00 101 0 99 000 | Cragg's Do It Best Lumber & Home Ce | MARCH - AUG 22-23 OPEN PO FOR MAINT SUPPLIES AND MATERIALS | 3.23 |
| 52953 | 05/11/2023 | 199 E 51 6319 00 102 0 99 000 | Cragg's Do It Best Lumber & Home Ce | MARCH - AUG 22-23 OPEN PO FOR MAINT SUPPLIES AND MATERIALS | 3.23 |
| 52953 | 05/11/2023 | 199 E 51 6319 00 830 0 99 000 | Cragg's Do It Best Lumber & Home Ce | MARCH - AUG 22-23 OPEN PO FOR MAINT SUPPLIES AND MATERIALS | 3.23 |
| 52953 | 05/11/2023 | 199 E 51 6319 00 808 0 99 000 | Cragg's Do It Best Lumber & Home Ce | MARCH - AUG 22-23 OPEN PO FOR MAINT SUPPLIES AND MATERIALS | 3.23 |

| CHECK | | CHECK | | ACCOUNT | | | | INVOICE | AMOUNT |
|--------|------------|-------------------------------|--|---------|-------------------------------------|--|------------------|----------|--------|
| NUMBER | DATE | NUMBER | | | VENDOR | DESCRIPTION | | | |
| 52953 | 05/11/2023 | 199 E 51 6319 00 800 0 99 000 | | | Cragg's Do It Best Lumber & Home Ce | MARCH - AUG 22-23 OPEN PO FOR MAINT SUPPLIES AND MATERIALS | | 3.23 | |
| 52953 | 05/11/2023 | 199 E 51 6319 00 804 0 99 000 | | | Cragg's Do It Best Lumber & Home Ce | MARCH - AUG 22-23 OPEN PO FOR MAINT SUPPLIES AND MATERIALS | | 3.23 | |
| 52953 | 05/11/2023 | 199 E 51 6319 00 102 0 99 BHP | | | Cragg's Do It Best Lumber & Home Ce | MARCH - AUG 22-23 OPEN PO FOR MAINT SUPPLIES AND MATERIALS | | 3.22 | |
| | | | | | | | Totals for 52953 | 29.06 | |
| 52954 | 05/11/2023 | 865 E 36 6499 31 101 0 99 000 | | | Crisis Bread Basket | Donation from Student Council | | 1,170.00 | |
| | | | | | | | Totals for 52954 | 1,170.00 | |
| 52955 | 05/11/2023 | 161 E 36 6499 00 001 0 91 BKB | | | Cuero ISD | Boys Basketball Playoff Game 022423 | | 1,243.94 | |
| | | | | | | | Totals for 52955 | 1,243.94 | |
| 52956 | 05/11/2023 | 199 E 11 6399 00 001 0 11 GEN | | | Dex Imaging LLC | Black Toner & Staples For Upstairs Workroom Left Side | | 99.00 | |
| 52956 | 05/11/2023 | 199 E 11 6399 00 001 0 11 GEN | | | Dex Imaging LLC | Staples For Workroom Right Side Machine | | 99.00 | |
| | | | | | | | Totals for 52956 | 198.00 | |
| 52957 | 05/11/2023 | 161 E 36 6399 00 001 0 91 BGF | | | Double J Ranch Golf Club | Golf Tournament Green Fees 050123 | | 640.00 | |
| | | | | | | | Totals for 52957 | 640.00 | |
| 52960 | 05/11/2023 | 865 E 36 6499 50 001 0 22 000 | | | Texas FFA Association | Swine Validation Tags | | 75.00 | |
| | | | | | | | Totals for 52960 | 75.00 | |
| 52961 | 05/11/2023 | 199 E 12 6329 00 001 0 99 000 | | | Follett Content Solutions LLC | Follett - WHS | | 2,014.08 | |
| | | | | | | | Totals for 52961 | 2,014.08 | |
| 52962 | 05/11/2023 | 461 E 36 6499 70 001 0 99 000 | | | Guerra, Mi | Doc Richards Scholarship | | 1,000.00 | |
| | | | | | | | Totals for 52962 | 1,000.00 | |
| 52963 | 05/11/2023 | 161 E 36 6399 00 001 0 91 000 | | | Hill Country Springs | 5 gal water delivery | | 14.99 | |
| 52963 | 05/11/2023 | 461 E 36 6499 00 041 0 99 000 | | | Hill Country Springs | Drinking water delivery | | 67.99 | |
| | | | | | | | Totals for 52963 | 82.98 | |
| 52964 | 05/11/2023 | 199 E 21 6299 00 833 0 23 000 | | | Houston ISD | Texas SHARS Medicaid Administration | | 163.23 | |
| | | | | | | | Totals for 52964 | 163.23 | |
| 52965 | 05/11/2023 | 199 E 51 6259 07 041 0 99 000 | | | Hydro Gas Co. | 2022-2023: Propane - Open PO | | 1,645.24 | |
| | | | | | | | Totals for 52965 | 1,645.24 | |
| 52966 | 05/11/2023 | 199 E 13 6411 00 001 0 22 JOU | | | Jostens Inc. | Jostens Yearbook Workshop | | 750.00 | |
| | | | | | | | Totals for 52966 | 750.00 | |

| CHECK | | CHECK | | ACCOUNT | | INVOICE | | | |
|--------|------------|-------------------------------|--|---------|--|------------------------------|---|------------------|-----------|
| NUMBER | DATE | NUMBER | | | | VENDOR | DESCRIPTION | | AMOUNT |
| 52967 | 05/11/2023 | 199 E 51 6319 00 001 0 99 000 | | | | King Feed & Hardware, Inc | MARCH - AUG 22-23 OPEN PO MAINT MATERIALS AND SUPPLIES | | 10.99 |
| 52967 | 05/11/2023 | 199 E 51 6319 00 830 0 99 000 | | | | King Feed & Hardware, Inc | MARCH - AUG 22-23 OPEN PO MAINT MATERIALS AND SUPPLIES | | 33.99 |
| | | | | | | | | Totals for 52967 | 44.98 |
| 52968 | 05/11/2023 | 199 E 51 6249 00 041 0 99 000 | | | | Kurita America Inc. | 22 - 23 MONTHLY WATER TREATMENT/CHEMICAL SERVICES OPEN PO | | 501.22 |
| | | | | | | | | Totals for 52968 | 501.22 |
| 52970 | 05/11/2023 | 240 E 35 6341 BK 101 0 99 000 | | | | Labatt Food Service LLC | Breakfast/Lunch Food and Non-Food | | 156.22 |
| 52970 | 05/11/2023 | 240 E 35 6341 LU 101 0 99 000 | | | | Labatt Food Service LLC | Breakfast/Lunch Food and Non-Food | | 1,654.72 |
| 52970 | 05/11/2023 | 240 E 35 6342 BK 101 0 99 000 | | | | Labatt Food Service LLC | Breakfast/Lunch Food and Non-Food | | 2.99 |
| 52970 | 05/11/2023 | 240 E 35 6342 LU 101 0 99 000 | | | | Labatt Food Service LLC | Breakfast/Lunch Food and Non-Food | | 2.99 |
| 52970 | 05/11/2023 | 240 E 35 6341 BK 101 0 99 SCA | | | | Labatt Food Service LLC | Breakfast/Lunch Food and Non-Food | | 137.26 |
| 52970 | 05/11/2023 | 240 E 35 6341 LU 101 0 99 SCA | | | | Labatt Food Service LLC | Breakfast/Lunch Food and Non-Food | | 331.65 |
| 52970 | 05/11/2023 | 240 E 35 6341 BK 101 0 99 000 | | | | Labatt Food Service LLC | Breakfast/Lunch Food and Non-Food | | 205.36 |
| 52970 | 05/11/2023 | 240 E 35 6341 LU 101 0 99 000 | | | | Labatt Food Service LLC | Breakfast/Lunch Food and Non-Food | | 1,581.32 |
| 52970 | 05/11/2023 | 240 E 35 6342 BK 101 0 99 000 | | | | Labatt Food Service LLC | Breakfast/Lunch Food and Non-Food | | 98.86 |
| 52970 | 05/11/2023 | 240 E 35 6342 LU 101 0 99 000 | | | | Labatt Food Service LLC | Breakfast/Lunch Food and Non-Food | | 195.08 |
| 52970 | 05/11/2023 | 240 E 35 6341 BK 101 0 99 SCA | | | | Labatt Food Service LLC | Breakfast/Lunch Food and Non-Food | | 76.56 |
| 52970 | 05/11/2023 | 240 E 35 6341 LU 101 0 99 SCA | | | | Labatt Food Service LLC | Breakfast/Lunch Food and Non-Food | | 257.80 |
| 52970 | 05/11/2023 | 240 E 35 6341 LU 041 0 99 000 | | | | Labatt Food Service LLC | Breakfast/Lunch Food and Non-Food | | 2,898.54 |
| 52970 | 05/11/2023 | 240 E 35 6341 BK 041 0 99 000 | | | | Labatt Food Service LLC | Breakfast/Lunch Food and Non-Food | | 206.21 |
| 52970 | 05/11/2023 | 240 E 35 6341 BK 041 0 99 SCA | | | | Labatt Food Service LLC | Breakfast/Lunch Food and Non-Food | | 38.48 |
| 52970 | 05/11/2023 | 240 E 35 6341 LU 041 0 99 000 | | | | Labatt Food Service LLC | Breakfast/Lunch Food and Non-Food | | 2,613.84 |
| 52970 | 05/11/2023 | 240 E 35 6341 BK 041 0 99 000 | | | | Labatt Food Service LLC | Breakfast/Lunch Food and Non-Food | | 313.15 |
| 52970 | 05/11/2023 | 240 E 35 6342 BK 041 0 99 000 | | | | Labatt Food Service LLC | Breakfast/Lunch Food and Non-Food | | 27.79 |
| 52970 | 05/11/2023 | 240 E 35 6342 LU 041 0 99 000 | | | | Labatt Food Service LLC | Breakfast/Lunch Food and Non-Food | | 47.16 |
| 52970 | 05/11/2023 | 240 E 35 6341 BK 041 0 99 SCA | | | | Labatt Food Service LLC | Breakfast/Lunch Food and Non-Food | | 52.75 |
| | | | | | | | | Totals for 52970 | 10,898.73 |
| 52971 | 05/11/2023 | 199 E 11 6268 00 001 0 11 GRE | | | | Ladybug Events & Designs LLC | Graduation decorating. | | 842.32 |
| | | | | | | | | Totals for 52971 | 842.32 |
| 52972 | 05/11/2023 | 161 E 36 6399 00 001 0 91 BGF | | | | Legends Golf Course | State Golf Tournament Fees 052123 | | 600.00 |
| | | | | | | | | Totals for 52972 | 600.00 |
| 52973 | 05/11/2023 | 865 E 36 6499 50 001 0 22 000 | | | | Massey, Molly | Premium Reimbursement 1st place winner. | | 250.00 |
| | | | | | | | | Totals for 52973 | 250.00 |

| CHECK | | CHECK | | ACCOUNT | | INVOICE | | | | |
|--------|------------|-------------------------------|--|---------|--|--------------------|--|--|------------------|----------|
| NUMBER | DATE | NUMBER | | | | VENDOR | DESCRIPTION | | | AMOUNT |
| 52974 | 05/11/2023 | 199 E 34 6311 GS 805 0 23 000 | | | | Midtex Oil, L.P. | 2022-2023: Unleaded Fuel | | | 377.10 |
| 52974 | 05/11/2023 | 199 E 51 6311 GS 830 0 99 000 | | | | Midtex Oil, L.P. | 2022-2023: Unleaded Fuel | | | 1,271.37 |
| 52974 | 05/11/2023 | 199 E 34 6311 GS 805 0 99 000 | | | | Midtex Oil, L.P. | 2022-2023: Unleaded Fuel | | | 377.10 |
| 52974 | 05/11/2023 | 195 E 53 6311 GS 831 0 99 000 | | | | Midtex Oil, L.P. | 2022-2023: Unleaded Fuel | | | 129.29 |
| 52974 | 05/11/2023 | 199 E 34 6311 DS 805 0 99 000 | | | | Midtex Oil, L.P. | 2022-2023: Diesel Fuel | | | 5,278.50 |
| 52974 | 05/11/2023 | 199 E 34 6311 DS 805 0 23 000 | | | | Midtex Oil, L.P. | 2022-2023: Diesel Fuel | | | 1,759.50 |
| 52974 | 05/11/2023 | 199 E 34 6311 00 805 0 23 000 | | | | Midtex Oil, L.P. | 2022-2023: Diesel Fuel | | | 2.49 |
| 52974 | 05/11/2023 | 199 E 34 6311 00 805 0 99 000 | | | | Midtex Oil, L.P. | 2022-2023: Diesel Fuel | | | 7.46 |
| | | | | | | | | | Totals for 52974 | 9,202.81 |
| 52975 | 05/11/2023 | 461 E 36 6499 93 101 0 99 000 | | | | Moran, Amber | Reimburse for Schlitterbahn | | | 35.00 |
| | | | | | | | | | Totals for 52975 | 35.00 |
| 52976 | 05/11/2023 | 161 E 36 6299 GW 001 0 91 DCO | | | | Morrow, Bryan | Game Worker: Texans/Boerne-4.28.23 Texans/Navarro-5.4.23 | | | 60.00 |
| 52976 | 05/11/2023 | 161 E 36 6299 GW 001 0 91 DCO | | | | Morrow, Bryan | Game Worker: Texans/Boerne-4.28.23 Texans/Navarro-5.4.23 | | | 50.00 |
| | | | | | | | | | Totals for 52976 | 110.00 |
| 52977 | 05/11/2023 | 199 E 34 6319 00 805 0 99 000 | | | | NAPA Auto Parts | Batteries | | | 732.84 |
| | | | | | | | | | Totals for 52977 | 732.84 |
| 52978 | 05/11/2023 | 199 E 11 6399 00 001 0 22 AGR | | | | Nasco | Supplies for AG Class. | | | 163.97 |
| | | | | | | | | | Totals for 52978 | 163.97 |
| 52979 | 05/11/2023 | 161 A 00 1243 SD 000 0 00 000 | | | | Neil, Jack | Game Worker for Hosted playoff Games 5/4, 5/5, 5/6 | | | 50.00 |
| 52979 | 05/11/2023 | 161 A 00 1243 SD 000 0 00 000 | | | | Neil, Jack | Game Worker for Hosted playoff Games 5/4, 5/5, 5/6 | | | 50.00 |
| 52979 | 05/11/2023 | 161 A 00 1243 SD 000 0 00 000 | | | | Neil, Jack | Game Worker for Hosted playoff Games 5/4, 5/5, 5/6 | | | 50.00 |
| 52979 | 05/11/2023 | 161 A 00 1243 SD 000 0 00 000 | | | | Neil, Jack | Game Worker for Hosted playoff Games 5/4, 5/5, 5/6 | | | 100.00 |
| | | | | | | | | | Totals for 52979 | 250.00 |
| 52980 | 05/11/2023 | 199 E 41 6499 00 750 0 99 000 | | | | Nelco | 5110HB PP Laser Ck Herr Blue : Accounts Payable Checks Qty : 3000 | | | 805.80 |
| 52980 | 05/11/2023 | 199 E 41 6499 00 750 0 99 000 | | | | Nelco | 5110HB PP Laser Ck Herr Blue : Accounts Payable Checks Qty : 3000 | | | 453.90 |
| 52980 | 05/11/2023 | 199 E 41 6499 00 750 0 99 000 | | | | Nelco | 5110HB PP Laser Ck Herr Blue : Accounts Payable Checks Qty : 3000 | | | 125.97 |
| | | | | | | | | | Totals for 52980 | 1,385.67 |
| 52981 | 05/11/2023 | 199 E 41 6399 00 750 0 99 000 | | | | Office Depot, Inc. | Pocket Folder For Business Office | | | 130.50 |
| | | | | | | | | | Totals for 52981 | 130.50 |

| CHECK CHECK | | ACCOUNT | | INVOICE | | |
|------------------|------------|-------------------------------|--|-------------------------------------|---|----------|
| NUMBER | DATE | NUMBER | | VENDOR | DESCRIPTION | AMOUNT |
| 52982 | 05/11/2023 | 244 E 11 6399 00 001 3 22 000 | | PassAssured LLC | ***Perkins***Aztec's Individual Pharmacy Technician Training Program | 2,990.00 |
| Totals for 52982 | | | | | | 2,990.00 |
| 52983 | 05/11/2023 | 461 E 36 6499 70 001 0 99 000 | | Pierce, Kayla | Doc Richards Scholarship | 1,000.00 |
| Totals for 52983 | | | | | | 1,000.00 |
| 52984 | 05/11/2023 | 199 E 41 6269 00 750 0 99 000 | | Pitney Bowes Global Financial Servi | 2022-2023: Pitney Bowes Postage Machine Lease - Open PO | 437.34 |
| Totals for 52984 | | | | | | 437.34 |
| 52985 | 05/11/2023 | 199 E 23 6399 00 001 0 99 000 | | Pitney Bowes Purchase Power | 2022-2023: Postage - May 2023 | 143.80 |
| 52985 | 05/11/2023 | 199 E 23 6399 00 041 0 99 000 | | Pitney Bowes Purchase Power | 2022-2023: Postage - May 2023 | 61.30 |
| 52985 | 05/11/2023 | 199 E 23 6399 00 101 0 99 000 | | Pitney Bowes Purchase Power | 2022-2023: Postage - May 2023 | 3.35 |
| 52985 | 05/11/2023 | 199 E 23 6399 00 102 0 99 000 | | Pitney Bowes Purchase Power | 2022-2023: Postage - May 2023 | 5.05 |
| 52985 | 05/11/2023 | 199 E 41 6399 00 701 0 99 000 | | Pitney Bowes Purchase Power | 2022-2023: Postage - May 2023 | 3.35 |
| 52985 | 05/11/2023 | 199 E 41 6399 00 750 0 99 000 | | Pitney Bowes Purchase Power | 2022-2023: Postage - May 2023 | 147.20 |
| 52985 | 05/11/2023 | 199 E 21 6399 00 833 0 23 000 | | Pitney Bowes Purchase Power | 2022-2023: Postage - May 2023 | 91.10 |
| 52985 | 05/11/2023 | 199 E 41 6399 00 750 0 99 HRS | | Pitney Bowes Purchase Power | 2022-2023: Postage - May 2023 | 4.85 |
| 52985 | 05/11/2023 | 199 A 00 1290 00 000 0 00 WEF | | Pitney Bowes Purchase Power | 2022-2023: Postage - May 2023 | 40.00 |
| Totals for 52985 | | | | | | 500.00 |
| 52986 | 05/11/2023 | 199 E 51 6499 00 830 0 99 000 | | Ready Refresh | 22/23 OPEN PO MONTHLY WATER SERVICE | 147.90 |
| Totals for 52986 | | | | | | 147.90 |
| 52987 | 05/11/2023 | 199 E 41 6495 00 701 0 99 000 | | Rotary Club Of Wimberley | Apr and May Dues and Meals | 128.00 |
| Totals for 52987 | | | | | | 128.00 |
| 52988 | 05/11/2023 | 461 E 36 6499 A8 001 0 91 000 | | Sam's Club Direct | Supplies For Basketball Banquet | 116.04 |
| 52988 | 05/11/2023 | 461 E 36 6499 AA 001 0 91 000 | | Sam's Club Direct | Supplies For Basketball Banquet | 116.04 |
| 52988 | 05/11/2023 | 461 E 36 6499 AA 001 0 91 000 | | Sam's Club Direct | Supplies For Basketball Banquet | 25.97 |
| 52988 | 05/11/2023 | 461 E 36 6499 A8 001 0 91 000 | | Sam's Club Direct | Supplies For Basketball Banquet | 25.97 |
| 52988 | 05/11/2023 | 461 E 36 6499 A8 001 0 91 000 | | Sam's Club Direct | Supplies For Basketball Banquet | 14.98 |
| 52988 | 05/11/2023 | 461 E 36 6499 AA 001 0 91 000 | | Sam's Club Direct | Supplies For Basketball Banquet | 14.98 |
| Totals for 52988 | | | | | | 313.98 |
| 52989 | 05/11/2023 | 461 E 36 6499 94 001 0 22 000 | | Southern Floral Co. | Flowers for Floral Design. | 634.25 |
| Totals for 52989 | | | | | | 634.25 |

| CHECK | | CHECK | | ACCOUNT | | INVOICE | | | |
|--------|------------|-------------------------------|--|---------|------------------------------|---|--|------------------|----------|
| NUMBER | DATE | NUMBER | | | VENDOR | DESCRIPTION | | AMOUNT | |
| 52990 | 05/11/2023 | 199 E 34 6319 00 805 0 99 000 | | | Southwest Bus Sales Inc. | Transportation Supplies | | 762.50 | |
| 52990 | 05/11/2023 | 199 E 34 6319 00 805 0 99 000 | | | Southwest Bus Sales Inc. | Transportation Supplies | | 84.88 | |
| 52990 | 05/11/2023 | 199 E 34 6319 00 805 0 99 000 | | | Southwest Bus Sales Inc. | AC Compressor, Alternator, & Inside Mirror | | 255.30 | |
| 52990 | 05/11/2023 | 199 E 34 6319 00 805 0 99 000 | | | Southwest Bus Sales Inc. | AC Compressor, Alternator, & Inside Mirror | | 206.95 | |
| 52990 | 05/11/2023 | 199 E 34 6319 00 805 0 99 000 | | | Southwest Bus Sales Inc. | AC Compressor, Alternator, & Inside Mirror | | 60.00 | |
| 52990 | 05/11/2023 | 199 E 34 6319 00 805 0 99 000 | | | Southwest Bus Sales Inc. | AC Compressor, Alternator, & Inside Mirror | | 45.00 | |
| 52990 | 05/11/2023 | 199 E 34 6319 00 805 0 99 000 | | | Southwest Bus Sales Inc. | Wheel Bearings | | 35.00 | |
| 52990 | 05/11/2023 | 199 E 34 6319 00 805 0 99 000 | | | Southwest Bus Sales Inc. | Wheel Bearings | | 8.00 | |
| | | | | | | | | Totals for 52990 | 1,457.63 |
| 52991 | 05/11/2023 | 461 E 36 6499 PV 001 0 99 000 | | | Texas Dept of Motor Vehicles | Monthly Usage Fee | | 28.40 | |
| | | | | | | | | Totals for 52991 | 28.40 |
| 52992 | 05/11/2023 | 199 E 51 6259 22 001 0 99 000 | | | Texas Disposal Systems, Inc. | 2022-2023: Trash & Recycling Pick Up - Open PO | | 1,398.88 | |
| 52992 | 05/11/2023 | 199 E 51 6259 22 041 0 99 000 | | | Texas Disposal Systems, Inc. | 2022-2023: Trash & Recycling Pick Up - Open PO | | 736.96 | |
| 52992 | 05/11/2023 | 199 E 51 6259 22 101 0 99 000 | | | Texas Disposal Systems, Inc. | 2022-2023: Trash & Recycling Pick Up - Open PO | | 722.00 | |
| 52992 | 05/11/2023 | 199 E 51 6259 22 102 0 99 000 | | | Texas Disposal Systems, Inc. | 2022-2023: Trash & Recycling Pick Up - Open PO | | 722.00 | |
| 52992 | 05/11/2023 | 199 E 51 6259 22 800 0 99 000 | | | Texas Disposal Systems, Inc. | 2022-2023: Trash & Recycling Pick Up - Open PO | | 340.48 | |
| 52992 | 05/11/2023 | 199 E 51 6259 22 830 0 99 000 | | | Texas Disposal Systems, Inc. | 2022-2023: Trash & Recycling Pick Up - Open PO | | 281.12 | |
| 52992 | 05/11/2023 | 199 E 51 6259 22 805 0 99 000 | | | Texas Disposal Systems, Inc. | 2022-2023: Trash & Recycling Pick Up - Open PO | | 83.67 | |
| 52992 | 05/11/2023 | 199 E 51 6259 22 801 0 99 000 | | | Texas Disposal Systems, Inc. | 2022-2023: Trash & Recycling Pick Up - Open PO | | 83.67 | |
| 52992 | 05/11/2023 | 199 E 51 6259 22 802 0 99 000 | | | Texas Disposal Systems, Inc. | 2022-2023: Trash & Recycling Pick Up - Open PO | | 83.66 | |
| 52992 | 05/11/2023 | 199 E 51 6259 22 804 0 99 000 | | | Texas Disposal Systems, Inc. | 2022-2023: Trash & Recycling Pick Up - Open PO | | 256.48 | |
| 52992 | 05/11/2023 | 199 E 51 6259 22 836 0 99 000 | | | Texas Disposal Systems, Inc. | 2022-2023: Trash & Recycling Pick Up - Open PO | | 680.96 | |
| | | | | | | | | Totals for 52992 | 5,389.88 |
| 52993 | 05/11/2023 | 161 E 36 6495 00 001 0 91 DCO | | | THSADA | Lacey Lambert State Conference Registration 2023 | | 100.00 | |
| | | | | | | | | Totals for 52993 | 100.00 |
| 52994 | 05/11/2023 | 829 E 00 6499 00 000 0 00 SMC | | | Watson, Thomas | Lila McCall Scholarship Awarded To Thomas Watson - 2023 Senior | | 750.00 | |
| | | | | | | | | Totals for 52994 | 750.00 |
| 52995 | 05/11/2023 | 461 E 36 6499 21 101 0 99 000 | | | Wilkes, Michelle | Reimburse for PE supplies | | 87.68 | |
| | | | | | | | | Totals for 52995 | 87.68 |
| 52996 | 05/11/2023 | 199 E 23 6411 MI 001 0 99 000 | | | Wilkes, Ryan | Mileage Reimbursement for Fredericksburg, Bandera, Marble Falls Varsity Soccer. Canyon Lake HS and Boerne Varsity Baseball, San Antonio State Tennis. | | 436.23 | |

| CHECK NUMBER | CHECK DATE | ACCOUNT NUMBER | VENDOR | INVOICE DESCRIPTION | AMOUNT |
|------------------|------------|-------------------------------|-------------------------------------|---|-----------|
| Totals for 52996 | | | | | 436.23 |
| 53000 | 05/11/2023 | 199 E 51 6319 00 001 0 99 000 | Wimberley Ace Hardware | MARCH - AUG 22-23 OPEN PO FOR MAINT SUPPLIES AND MATERIALS | 2.53 |
| 53000 | 05/11/2023 | 199 E 51 6319 00 830 0 99 000 | Wimberley Ace Hardware | MARCH - AUG 22-23 OPEN PO FOR MAINT SUPPLIES AND MATERIALS | 11.58 |
| 53000 | 05/11/2023 | 199 E 51 6319 00 001 0 99 000 | Wimberley Ace Hardware | MARCH - AUG 22-23 OPEN PO FOR MAINT SUPPLIES AND MATERIALS | 8.49 |
| 53000 | 05/11/2023 | 199 E 51 6319 00 001 0 99 000 | Wimberley Ace Hardware | MARCH - AUG 22-23 OPEN PO FOR MAINT SUPPLIES AND MATERIALS | 13.58 |
| 53000 | 05/11/2023 | 199 E 11 6399 00 001 0 22 VBT | Wimberley Ace Hardware | Open PO for Supplies for AG | 78.13 |
| 53000 | 05/11/2023 | 199 E 51 6319 00 041 0 99 000 | Wimberley Ace Hardware | MARCH - AUG 22-23 OPEN PO FOR MAINT SUPPLIES AND MATERIALS | 3.03 |
| 53000 | 05/11/2023 | 195 E 53 6499 00 831 0 99 000 | Wimberley Ace Hardware | 22/23 OPEN PO TECH MATERIALS AND SUPPLIES | 60.31 |
| 53000 | 05/11/2023 | 199 E 51 6319 00 830 0 99 000 | Wimberley Ace Hardware | MARCH - AUG 22-23 OPEN PO FOR MAINT SUPPLIES AND MATERIALS | 6.95 |
| 53000 | 05/11/2023 | 199 E 51 6319 00 041 0 99 000 | Wimberley Ace Hardware | MARCH - AUG 22-23 OPEN PO FOR MAINT SUPPLIES AND MATERIALS | 2.53 |
| 53000 | 05/11/2023 | 199 E 51 6319 00 041 0 99 000 | Wimberley Ace Hardware | MARCH - AUG 22-23 OPEN PO FOR MAINT SUPPLIES AND MATERIALS | 22.08 |
| 53000 | 05/11/2023 | 199 E 51 6319 00 102 0 99 BHP | Wimberley Ace Hardware | MARCH - AUG 22-23 OPEN PO FOR MAINT SUPPLIES AND MATERIALS | 11.62 |
| 53000 | 05/11/2023 | 199 E 52 6399 00 810 0 99 000 | Wimberley Ace Hardware | Security Supplies | 48.14 |
| 53000 | 05/11/2023 | 199 E 11 6399 00 001 0 22 AGR | Wimberley Ace Hardware | Open PO for supplies for AG Class. | 128.37 |
| Totals for 53000 | | | | | 397.34 |
| 53002 | 05/11/2023 | 199 E 21 6411 00 833 0 23 000 | Education Service Center, Region 13 | Manifestation Determination Review (MDR) Legal Mandates and Guidelines for Application | 45.00 |
| 53002 | 05/11/2023 | 199 E 31 6411 00 833 0 23 000 | Education Service Center, Region 13 | Manifestation Determination Review (MDR) Legal Mandates and Guidelines for Application | 45.00 |
| 53002 | 05/11/2023 | 199 E 21 6411 00 833 0 23 000 | Education Service Center, Region 13 | Manifestation Determination Review (MDR) Legal Mandates and Guidelines for Application | 45.00 |
| 53002 | 05/11/2023 | 199 E 31 6411 00 833 0 23 000 | Education Service Center, Region 13 | Manifestation Determination Review (MDR) Legal Mandates and Guidelines for Application | 45.00 |
| 53002 | 05/11/2023 | 199 E 31 6411 00 833 0 23 000 | Education Service Center, Region 13 | How to Evaluate and Support Students with Limited Language in both English and Spanish Virtual April 2023 | 45.00 |
| 53002 | 05/11/2023 | 199 E 51 6259 11 999 0 99 000 | Education Service Center, Region 13 | 2022-2023 TXED Internet Services Quarterly Billing | 15,800.00 |
| Totals for 53002 | | | | | 16,025.00 |
| 53003 | 05/11/2023 | 199 E 36 6239 00 001 0 99 000 | Education Service Center, Region 20 | Transportation Dept BD Drug & Alcohol | 70.00 |
| 53003 | 05/11/2023 | 161 E 36 6239 00 999 0 91 000 | Education Service Center, Region 20 | Transportation Dept BD Drug & Alcohol | 70.00 |
| 53003 | 05/11/2023 | 161 E 36 6239 00 999 0 91 000 | Education Service Center, Region 20 | Transportation Dept BD Drug & Alcohol | 70.00 |
| 53003 | 05/11/2023 | 161 E 36 6239 00 999 0 91 000 | Education Service Center, Region 20 | Transportation Dept BD Drug & Alcohol | 70.00 |
| 53003 | 05/11/2023 | 161 E 36 6239 00 999 0 91 000 | Education Service Center, Region 20 | Transportation Dept BD Drug & Alcohol | 70.00 |
| 53003 | 05/11/2023 | 199 E 34 6239 00 805 0 99 000 | Education Service Center, Region 20 | Transportation Dept BD Drug & Alcohol | 70.00 |
| 53003 | 05/11/2023 | 161 E 36 6239 00 999 0 91 000 | Education Service Center, Region 20 | Transportation Dept BD Drug & Alcohol | 70.00 |
| 53003 | 05/11/2023 | 161 E 36 6239 00 999 0 91 000 | Education Service Center, Region 20 | Transportation Dept BD Drug & Alcohol | 50.00 |
| 53003 | 05/11/2023 | 199 E 34 6239 00 805 0 99 000 | Education Service Center, Region 20 | Transportation Dept BD Drug & Alcohol | 50.00 |

| CHECK NUMBER | CHECK DATE | ACCOUNT NUMBER | VENDOR | INVOICE DESCRIPTION | AMOUNT |
|------------------|------------|-------------------------------|---------------------------|--|----------|
| Totals for 53003 | | | | | 590.00 |
| 53004 | 05/11/2023 | 199 E 11 6399 00 001 0 11 SCI | Vernier Software | Temperature Probes for Science Lab. | 257.77 |
| Totals for 53004 | | | | | 257.77 |
| 53006 | 05/18/2023 | 199 E 51 6319 00 001 0 99 000 | Amazon Capital Services | Label Maker | 52.48 |
| 53006 | 05/18/2023 | 199 E 51 6319 00 041 0 99 000 | Amazon Capital Services | Label Maker | 52.48 |
| 53006 | 05/18/2023 | 199 E 51 6319 00 101 0 99 000 | Amazon Capital Services | Label Maker | 52.48 |
| 53006 | 05/18/2023 | 199 E 51 6319 00 102 0 99 000 | Amazon Capital Services | Label Maker | 52.48 |
| 53006 | 05/18/2023 | 199 E 51 6319 00 800 0 99 000 | Amazon Capital Services | Label Maker | 52.48 |
| 53006 | 05/18/2023 | 199 E 51 6319 00 804 0 99 000 | Amazon Capital Services | Label Maker | 52.48 |
| 53006 | 05/18/2023 | 199 E 51 6319 00 102 0 99 BHP | Amazon Capital Services | Label Maker | 52.51 |
| 53006 | 05/18/2023 | 199 E 51 6319 02 830 0 99 000 | Amazon Capital Services | HVAC Monitor | 168.00 |
| 53006 | 05/18/2023 | 199 E 31 6399 00 811 0 99 000 | Amazon Capital Services | Mental Health Awareness Month project supplies | 226.39 |
| 53006 | 05/18/2023 | 199 E 41 6399 00 750 0 99 000 | Amazon Capital Services | Cable For Scanner | 15.44 |
| 53006 | 05/18/2023 | 199 E 41 6399 00 701 0 99 000 | Amazon Capital Services | signs for bathrooms | 13.58 |
| 53006 | 05/18/2023 | 199 E 11 6399 00 001 0 11 GEN | Amazon Capital Services | Scantrons | 205.50 |
| 53006 | 05/18/2023 | 199 E 36 6399 00 001 0 99 DRA | Amazon Capital Services | Supplies for Theater and OAP. | 330.65 |
| 53006 | 05/18/2023 | 199 E 36 6399 00 001 0 99 DRA | Amazon Capital Services | Supplies for Theater and OAP. | -95.67 |
| 53006 | 05/18/2023 | 199 E 11 6399 00 001 0 11 GEN | Amazon Capital Services | Supplies for Texan Academy | 60.27 |
| 53006 | 05/18/2023 | 199 E 11 6399 00 001 0 11 TEX | Amazon Capital Services | Supplies for Texan Academy | 1,088.06 |
| 53006 | 05/18/2023 | 199 E 11 6399 00 001 0 11 GEN | Amazon Capital Services | Supplies for Texan Academy | -1.82 |
| 53006 | 05/18/2023 | 199 E 11 6399 00 001 0 11 TEX | Amazon Capital Services | Supplies for Texan Academy | -33.08 |
| 53006 | 05/18/2023 | 199 E 11 6399 00 001 0 11 GEN | Amazon Capital Services | Supplies for Texan Academy | -3.49 |
| 53006 | 05/18/2023 | 199 E 11 6399 00 001 0 11 TEX | Amazon Capital Services | Supplies for Texan Academy | -63.12 |
| Totals for 53006 | | | | | 2,278.10 |
| 53007 | 05/18/2023 | 199 E 52 6499 00 810 0 99 000 | Amp Your Good Inc. | ***WEF***Stop The Bleed Training Kit | 570.00 |
| 53007 | 05/18/2023 | 493 E 52 6399 00 810 0 99 M01 | Amp Your Good Inc. | ***WEF***Stop The Bleed Training Kit | 500.00 |
| Totals for 53007 | | | | | 1,070.00 |
| 53008 | 05/18/2023 | 461 E 36 6499 A3 001 0 91 000 | Au Concepts & Designs LLC | Decals for Football | 1,198.50 |
| Totals for 53008 | | | | | 1,198.50 |
| 53010 | 05/18/2023 | 240 E 35 6341 BK 102 0 99 SCA | Brothers Food Service | Breakfast/Lunch Produce | 140.25 |
| 53010 | 05/18/2023 | 240 E 35 6341 LU 102 0 99 SCA | Brothers Food Service | Breakfast/Lunch Produce | 670.75 |
| 53010 | 05/18/2023 | 240 E 35 6341 BK 102 0 99 SCA | Brothers Food Service | Breakfast/Lunch Produce | 103.75 |
| 53010 | 05/18/2023 | 240 E 35 6341 LU 102 0 99 SCA | Brothers Food Service | Breakfast/Lunch Produce | 410.25 |
| 53010 | 05/18/2023 | 240 E 35 6341 BK 101 0 99 SCA | Brothers Food Service | Breakfast/Lunch Food- Jacob's Well Elementary | 117.30 |

| CHECK | | CHECK | | ACCOUNT | | | | INVOICE | | |
|------------------|------------|-------------------------------|-------------------------|--|-------------------------|--|--------|-------------|----------|--|
| NUMBER | DATE | NUMBER | | | | | VENDOR | DESCRIPTION | AMOUNT | |
| 53010 | 05/18/2023 | 240 E 35 6341 LU 101 0 99 SCA | Brothers Food Service | Breakfast/Lunch Food- | Jacob's Well Elementary | | | | 373.70 | |
| 53010 | 05/18/2023 | 240 E 35 6341 BK 101 0 99 SCA | Brothers Food Service | Breakfast/Lunch Food- | Jacob's Well Elementary | | | | 90.90 | |
| 53010 | 05/18/2023 | 240 E 35 6341 LU 101 0 99 SCA | Brothers Food Service | Breakfast/Lunch Food- | Jacob's Well Elementary | | | | 287.10 | |
| 53010 | 05/18/2023 | 240 E 35 6341 BK 041 0 99 SCA | Brothers Food Service | Breakfast/Lunch Food | | | | | 58.00 | |
| 53010 | 05/18/2023 | 240 E 35 6341 LU 041 0 99 SCA | Brothers Food Service | Breakfast/Lunch Food | | | | | 240.70 | |
| 53010 | 05/18/2023 | 240 E 35 6341 BK 041 0 99 SCA | Brothers Food Service | Breakfast/Lunch Food | | | | | 69.25 | |
| 53010 | 05/18/2023 | 240 E 35 6341 LU 041 0 99 SCA | Brothers Food Service | Breakfast/Lunch Food | | | | | 290.45 | |
| 53010 | 05/18/2023 | 240 E 35 6341 BK 001 0 99 SCA | Brothers Food Service | Breakfast/Lunch Food | | | | | 49.00 | |
| 53010 | 05/18/2023 | 240 E 35 6341 LU 001 0 99 SCA | Brothers Food Service | Breakfast/Lunch Food | | | | | 301.85 | |
| 53010 | 05/18/2023 | 240 E 35 6341 BK 001 0 99 SCA | Brothers Food Service | Breakfast/Lunch Food | | | | | 50.50 | |
| 53010 | 05/18/2023 | 240 E 35 6341 LU 001 0 99 SCA | Brothers Food Service | Breakfast/Lunch Food | | | | | 306.15 | |
| 53010 | 05/18/2023 | 240 E 35 6341 BK 001 0 99 SCA | Brothers Food Service | Breakfast/Lunch Food | | | | | -19.51 | |
| 53010 | 05/18/2023 | 240 E 35 6341 LU 001 0 99 SCA | Brothers Food Service | Breakfast/Lunch Food | | | | | -58.49 | |
| Totals for 53010 | | | | | | | | | 3,481.90 | |
| 53012 | 05/18/2023 | 199 E 36 6399 00 001 0 99 DRA | Centex Recognition | Jackets and Plaques for Theatre. | | | | | 386.50 | |
| 53012 | 05/18/2023 | 195 E 53 6319 00 831 0 99 000 | Centex Recognition | Tech Shirt Order | | | | | 409.88 | |
| 53012 | 05/18/2023 | 461 E 36 6499 43 001 0 99 000 | Centex Recognition | UIL Plaques | | | | | 63.41 | |
| 53012 | 05/18/2023 | 461 E 36 6499 A4 041 0 91 000 | Centex Recognition | JH Girls Track Shirts | | | | | 308.70 | |
| 53012 | 05/18/2023 | 461 E 36 6499 AE 041 0 91 000 | Centex Recognition | JH Girls Track Shirts | | | | | 678.75 | |
| 53012 | 05/18/2023 | 461 E 36 6499 A8 001 0 91 000 | Centex Recognition | Boys Basketball Towels | | | | | 195.75 | |
| 53012 | 05/18/2023 | 461 E 36 6499 AF 001 0 91 000 | Centex Recognition | Baseball Shirts | | | | | 232.00 | |
| 53012 | 05/18/2023 | 461 E 36 6499 AI 001 0 91 000 | Centex Recognition | Girls Soccer Playoff Shirts | | | | | 476.20 | |
| 53012 | 05/18/2023 | 461 E 36 6499 41 041 0 99 000 | Centex Recognition | Yearbook Shirts | | | | | 255.00 | |
| 53012 | 05/18/2023 | 461 E 36 6499 00 041 0 99 000 | Centex Recognition | Tumblers for Teacher Incentive | | | | | 305.00 | |
| Totals for 53012 | | | | | | | | | 3,311.19 | |
| 53013 | 05/18/2023 | 240 E 35 6341 LU 999 0 99 000 | Central Texas Food Bank | School Lunch Program | | | | | 29.90 | |
| 53013 | 05/18/2023 | 240 E 35 6341 LU 999 0 99 000 | Central Texas Food Bank | School Lunch Program | | | | | 43.92 | |
| 53013 | 05/18/2023 | 240 E 35 6341 LU 999 0 99 000 | Central Texas Food Bank | School Lunch Program | | | | | 43.92 | |
| 53013 | 05/18/2023 | 240 E 35 6341 LU 999 0 99 000 | Central Texas Food Bank | School Lunch Program | | | | | 58.63 | |
| Totals for 53013 | | | | | | | | | 176.37 | |
| 53014 | 05/18/2023 | 240 E 35 6411 MI 999 0 99 000 | Currin, Joyce | Mileage Reimbursement-4/3/23 through 4/18/23 | | | | | 69.76 | |
| Totals for 53014 | | | | | | | | | 69.76 | |
| 53017 | 05/18/2023 | 199 E 11 6244 00 001 0 11 ZAB | Dex Imaging LLC | May-Aug: District Copy Maintenance | | | | | 1.08 | |
| 53017 | 05/18/2023 | 199 E 11 6244 00 001 0 11 ZAB | Dex Imaging LLC | May-Aug: District Copy Maintenance | | | | | 34.85 | |
| 53017 | 05/18/2023 | 199 E 11 6244 00 001 0 11 ZAB | Dex Imaging LLC | May-Aug: District Copy Maintenance | | | | | 890.30 | |

| CHECK | | CHECK | | ACCOUNT | | INVOICE | | | | |
|------------------|------------|-------------------------------|--|---------|--|-------------------------------------|--|--|--|----------|
| NUMBER | DATE | NUMBER | | | | VENDOR | DESCRIPTION | | | AMOUNT |
| 53017 | 05/18/2023 | 199 E 11 6244 00 041 0 11 ZAB | | | | Dex Imaging LLC | May-Aug: District Copy Maintenance | | | 360.22 |
| 53017 | 05/18/2023 | 199 E 11 6244 00 101 0 11 ZAB | | | | Dex Imaging LLC | May-Aug: District Copy Maintenance | | | 824.30 |
| 53017 | 05/18/2023 | 199 E 23 6244 00 041 0 99 ZAB | | | | Dex Imaging LLC | May-Aug: District Copy Maintenance | | | 46.72 |
| 53017 | 05/18/2023 | 199 E 11 6244 00 102 0 11 ZAB | | | | Dex Imaging LLC | May-Aug: District Copy Maintenance | | | 111.97 |
| 53017 | 05/18/2023 | 161 E 36 6244 00 808 0 91 ZAB | | | | Dex Imaging LLC | May-Aug: District Copy Maintenance | | | 198.34 |
| 53017 | 05/18/2023 | 199 E 11 6244 00 001 0 11 ZAB | | | | Dex Imaging LLC | May-Aug: District Copy Maintenance | | | 36.95 |
| 53017 | 05/18/2023 | 199 E 11 6244 00 041 0 11 ZAB | | | | Dex Imaging LLC | May-Aug: District Copy Maintenance | | | 281.79 |
| 53017 | 05/18/2023 | 199 E 11 6244 00 102 0 11 ZAB | | | | Dex Imaging LLC | May-Aug: District Copy Maintenance | | | 359.09 |
| 53017 | 05/18/2023 | 199 E 12 6244 00 001 0 99 ZAB | | | | Dex Imaging LLC | May-Aug: District Copy Maintenance | | | 45.79 |
| 53017 | 05/18/2023 | 199 E 21 6244 00 832 0 99 ZAB | | | | Dex Imaging LLC | May-Aug: District Copy Maintenance | | | 8.26 |
| 53017 | 05/18/2023 | 199 E 21 6244 00 833 0 23 ZAB | | | | Dex Imaging LLC | May-Aug: District Copy Maintenance | | | 330.78 |
| 53017 | 05/18/2023 | 199 E 23 6244 00 001 0 99 ZAB | | | | Dex Imaging LLC | May-Aug: District Copy Maintenance | | | 67.12 |
| 53017 | 05/18/2023 | 199 E 23 6244 00 041 0 99 ZAB | | | | Dex Imaging LLC | May-Aug: District Copy Maintenance | | | 121.69 |
| 53017 | 05/18/2023 | 199 E 23 6244 00 101 0 99 ZAB | | | | Dex Imaging LLC | May-Aug: District Copy Maintenance | | | 147.60 |
| 53017 | 05/18/2023 | 199 E 23 6244 00 102 0 99 ZAB | | | | Dex Imaging LLC | May-Aug: District Copy Maintenance | | | 468.66 |
| 53017 | 05/18/2023 | 199 E 31 6244 00 001 0 99 ZAB | | | | Dex Imaging LLC | May-Aug: District Copy Maintenance | | | 85.30 |
| 53017 | 05/18/2023 | 199 E 31 6244 00 041 0 99 ZAB | | | | Dex Imaging LLC | May-Aug: District Copy Maintenance | | | 178.92 |
| 53017 | 05/18/2023 | 199 E 34 6244 00 805 0 99 ZAB | | | | Dex Imaging LLC | May-Aug: District Copy Maintenance | | | 23.43 |
| 53017 | 05/18/2023 | 199 E 41 6244 00 701 0 99 ZAB | | | | Dex Imaging LLC | May-Aug: District Copy Maintenance | | | 72.57 |
| 53017 | 05/18/2023 | 199 E 41 6244 00 750 0 99 ZAB | | | | Dex Imaging LLC | May-Aug: District Copy Maintenance | | | 41.18 |
| 53017 | 05/18/2023 | 199 E 41 6244 HR 750 0 99 ZAB | | | | Dex Imaging LLC | May-Aug: District Copy Maintenance | | | 38.06 |
| 53017 | 05/18/2023 | 240 E 35 6244 00 999 0 99 000 | | | | Dex Imaging LLC | May-Aug: District Copy Maintenance | | | 4.14 |
| Totals for 53017 | | | | | | | | | | 4,779.11 |
| 53018 | 05/18/2023 | 199 E 31 6411 00 811 0 99 000 | | | | Education Service Center, Region 13 | Creative Techniques Conference - Jill Jacobs | | | 150.00 |
| 53018 | 05/18/2023 | 199 E 31 6411 00 811 0 99 000 | | | | Education Service Center, Region 13 | Creative Techniques Conference | | | 150.00 |
| Totals for 53018 | | | | | | | | | | 300.00 |
| 53019 | 05/18/2023 | 199 E 51 6249 00 102 0 99 BHP | | | | Extreme Texas Air LLC | HVAC Service Call - BHP | | | 247.50 |
| 53019 | 05/18/2023 | 199 E 51 6249 00 041 0 99 000 | | | | Extreme Texas Air LLC | HVAC - Danforth | | | 1,027.50 |
| Totals for 53019 | | | | | | | | | | 1,275.00 |
| 53020 | 05/18/2023 | 199 E 51 6319 01 001 0 99 000 | | | | Ferguson Enterprises, LLC | Custodial Supply Order | | | 1,615.67 |
| 53020 | 05/18/2023 | 199 E 51 6319 01 041 0 99 000 | | | | Ferguson Enterprises, LLC | Custodial Supply Order | | | 1,615.67 |
| 53020 | 05/18/2023 | 199 E 51 6319 01 101 0 99 000 | | | | Ferguson Enterprises, LLC | Custodial Supply Order | | | 1,615.67 |
| 53020 | 05/18/2023 | 199 E 51 6319 01 102 0 99 BHP | | | | Ferguson Enterprises, LLC | Custodial Supply Order | | | 1,615.72 |
| 53020 | 05/18/2023 | 199 E 51 6319 01 001 0 99 000 | | | | Ferguson Enterprises, LLC | Summer Custodial Supplies | | | 40.07 |
| 53020 | 05/18/2023 | 199 E 51 6319 01 041 0 99 000 | | | | Ferguson Enterprises, LLC | Summer Custodial Supplies | | | 40.07 |
| 53020 | 05/18/2023 | 199 E 51 6319 01 101 0 99 000 | | | | Ferguson Enterprises, LLC | Summer Custodial Supplies | | | 40.07 |

| CHECK CHECK | | ACCOUNT | | INVOICE | | |
|------------------|------------|-------------------------------|--|-------------------------------|---|-----------|
| NUMBER | DATE | NUMBER | | VENDOR | DESCRIPTION | AMOUNT |
| 53020 | 05/18/2023 | 199 E 51 6319 01 800 0 99 000 | | Ferguson Enterprises, LLC | Summer Custodial Supplies | 40.07 |
| 53020 | 05/18/2023 | 199 E 51 6319 01 804 0 99 000 | | Ferguson Enterprises, LLC | Summer Custodial Supplies | 40.07 |
| 53020 | 05/18/2023 | 199 E 51 6319 01 805 0 99 000 | | Ferguson Enterprises, LLC | Summer Custodial Supplies | 40.07 |
| 53020 | 05/18/2023 | 199 E 51 6319 01 102 0 99 BHP | | Ferguson Enterprises, LLC | Summer Custodial Supplies | 40.08 |
| Totals for 53020 | | | | | | 6,743.23 |
| 53021 | 05/18/2023 | 199 E 12 6329 00 041 0 99 000 | | Follett Content Solutions LLC | Follett - Danforth | 3,682.00 |
| Totals for 53021 | | | | | | 3,682.00 |
| 53022 | 05/18/2023 | 195 E 53 6395 LF 831 0 99 000 | | Frontline Technologies Group | Asset Management Solution 2022-2023 | 3,627.40 |
| 53022 | 05/18/2023 | 199 E 21 6394 00 833 0 23 000 | | Frontline Technologies Group | IEP-eStar v5, unlimited usage for internal employees start date 07/01/23 end date 06/30/24 | 6,431.03 |
| Totals for 53022 | | | | | | 10,058.43 |
| 53023 | 05/18/2023 | 161 E 36 6499 00 041 0 91 VOB | | Glen Rose ISD | Volleyball Tournament 2023 Entry Fee | 450.00 |
| Totals for 53023 | | | | | | 450.00 |
| 53024 | 05/18/2023 | 240 E 35 6342 BK 041 0 99 000 | | Gulf Coast Paper Co. | Breakfast/Lunch Non-Food (Supplies) | 165.56 |
| 53024 | 05/18/2023 | 240 E 35 6342 LU 041 0 99 000 | | Gulf Coast Paper Co. | Breakfast/Lunch Non-Food (Supplies) | 496.69 |
| 53024 | 05/18/2023 | 240 E 35 6342 BK 001 0 99 000 | | Gulf Coast Paper Co. | Breakfast/Lunch Non-Food (Supplies) | 129.50 |
| 53024 | 05/18/2023 | 240 E 35 6342 LU 001 0 99 000 | | Gulf Coast Paper Co. | Breakfast/Lunch Non-Food (Supplies) | 388.50 |
| 53024 | 05/18/2023 | 240 E 35 6342 BK 101 0 99 000 | | Gulf Coast Paper Co. | Non Breakfast & Lunch Supplies For JWE | 140.83 |
| 53024 | 05/18/2023 | 240 E 35 6342 LU 101 0 99 000 | | Gulf Coast Paper Co. | Non Breakfast & Lunch Supplies For JWE | 328.97 |
| 53024 | 05/18/2023 | 240 E 35 6342 LU 101 0 99 000 | | Gulf Coast Paper Co. | Breakfast/Lunch Non-Food Jacob's Well Elementary | 204.54 |
| 53024 | 05/18/2023 | 240 E 35 6342 BK 101 0 99 000 | | Gulf Coast Paper Co. | Breakfast/Lunch Non-Food Jacob's Well Elementary | 87.66 |
| Totals for 53024 | | | | | | 1,942.25 |
| 53025 | 05/18/2023 | 461 E 36 6499 38 041 0 99 000 | | Hill Country Trophy, LLC | UIL Student Awards | 30.00 |
| Totals for 53025 | | | | | | 30.00 |
| 53026 | 05/18/2023 | 199 E 11 6399 00 001 0 22 AGR | | Hobby Lobby Stores, Inc. | Open PO for supplies for AG Class. | 197.80 |
| Totals for 53026 | | | | | | 197.80 |
| 53027 | 05/18/2023 | 240 E 35 6341 LU 101 0 99 000 | | La Costenita Distributor Inc | Lunch Food-Jacob's Well Elementary | 250.08 |
| 53027 | 05/18/2023 | 240 E 35 6341 LU 101 0 99 000 | | La Costenita Distributor Inc | Lunch Food-Jacob's Well Elementary | 235.20 |
| Totals for 53027 | | | | | | 485.28 |
| 53028 | 05/18/2023 | 240 E 35 6341 LU 001 0 99 000 | | Labatt Food Service LLC | Breakfast/Lunch Food Non-Food Wimberley High School | 3,014.35 |
| 53028 | 05/18/2023 | 240 E 35 6341 BK 001 0 99 000 | | Labatt Food Service LLC | Breakfast/Lunch Food Non-Food Wimberley High School | 78.84 |

| CHECK | | CHECK | | ACCOUNT | | INVOICE | | | |
|--------|------------|-------------------------------|--|---------|--------------------------------|--|--|------------------|----------|
| NUMBER | DATE | NUMBER | | | VENDOR | DESCRIPTION | | AMOUNT | |
| 53028 | 05/18/2023 | 240 E 35 6342 BK 001 0 99 000 | | | Labatt Food Service LLC | Breakfast/Lunch Food Non-Food Wimberley High School | | 54.14 | |
| 53028 | 05/18/2023 | 240 E 35 6342 LU 001 0 99 000 | | | Labatt Food Service LLC | Breakfast/Lunch Food Non-Food Wimberley High School | | 91.76 | |
| 53028 | 05/18/2023 | 240 E 35 6341 BK 001 0 99 SCA | | | Labatt Food Service LLC | Breakfast/Lunch Food Non-Food Wimberley High School | | 94.67 | |
| 53028 | 05/18/2023 | 240 E 35 6341 LU 001 0 99 SCA | | | Labatt Food Service LLC | Breakfast/Lunch Food Non-Food Wimberley High School | | 150.36 | |
| 53028 | 05/18/2023 | 240 E 35 6341 LU 001 0 99 000 | | | Labatt Food Service LLC | Breakfast/Lunch Food Non-Food Wimberley High School | | 2,404.49 | |
| 53028 | 05/18/2023 | 240 E 35 6341 BK 001 0 99 000 | | | Labatt Food Service LLC | Breakfast/Lunch Food Non-Food Wimberley High School | | 67.08 | |
| 53028 | 05/18/2023 | 240 E 35 6342 BK 001 0 99 000 | | | Labatt Food Service LLC | Breakfast/Lunch Food Non-Food Wimberley High School | | 20.09 | |
| 53028 | 05/18/2023 | 240 E 35 6342 LU 001 0 99 000 | | | Labatt Food Service LLC | Breakfast/Lunch Food Non-Food Wimberley High School | | 60.22 | |
| 53028 | 05/18/2023 | 240 E 35 6341 BK 001 0 99 SCA | | | Labatt Food Service LLC | Breakfast/Lunch Food Non-Food Wimberley High School | | 40.00 | |
| 53028 | 05/18/2023 | 240 E 35 6341 LU 001 0 99 SCA | | | Labatt Food Service LLC | Breakfast/Lunch Food Non-Food Wimberley High School | | 140.65 | |
| | | | | | | | | Totals for 53028 | 6,216.65 |
| 53029 | 05/18/2023 | 199 E 34 6499 00 805 0 99 000 | | | Lower Colorado River Authority | 2022-2023 Monthly Radio Service for Transportation Dept. - Open PO | | 457.31 | |
| 53029 | 05/18/2023 | 199 E 34 6499 00 805 0 23 000 | | | Lower Colorado River Authority | 2022-2023 Monthly Radio Service for Transportation Dept. - Open PO | | 169.54 | |
| | | | | | | | | Totals for 53029 | 626.85 |
| 53030 | 05/18/2023 | 199 E 34 6319 00 805 0 99 000 | | | Mid-American Research Chemical | Cleaning Supplies | | 744.00 | |
| | | | | | | | | Totals for 53030 | 744.00 |
| 53031 | 05/18/2023 | 199 E 11 6399 00 001 0 22 MFG | | | Matheson Tri-Gas, Inc. | Open PO for Gas Cylinder Rentals 2022-2023. | | 126.47 | |
| 53031 | 05/18/2023 | 199 E 11 6399 00 001 0 22 MFG | | | Matheson Tri-Gas, Inc. | Open PO for Gas Cylinder Rentals 2022-2023. | | 126.47 | |
| | | | | | | | | Totals for 53031 | 252.94 |
| 53032 | 05/18/2023 | 199 E 34 6319 VF 805 0 23 000 | | | Midtex Oil, L.P. | DEF Fluid Bulk | | 173.68 | |
| 53032 | 05/18/2023 | 199 E 34 6319 VF 805 0 99 000 | | | Midtex Oil, L.P. | DEF Fluid Bulk | | 521.02 | |
| | | | | | | | | Totals for 53032 | 694.70 |
| 53033 | 05/18/2023 | 199 E 52 6394 00 810 0 99 000 | | | Navigate360 LLC | Threat Assessment Platform Using NTAC Methodology With Full Unlimited Access To All Users-3rd Yr of 3 Yr Contract | | 4,375.44 | |
| | | | | | | | | Totals for 53033 | 4,375.44 |
| 53034 | 05/18/2023 | 199 E 11 6399 00 001 0 11 GRE | | | Nolen, Rhonda | Reimbursement for Graduation Supplies. | | 15.57 | |
| | | | | | | | | Totals for 53034 | 15.57 |
| 53037 | 05/18/2023 | 240 E 35 6341 BK 102 0 99 000 | | | DFA Dairy Brands DALLAS | Breakfast/Lunch Food-Blue Hole Primary | | 94.45 | |
| 53037 | 05/18/2023 | 240 E 35 6341 LU 102 0 99 000 | | | DFA Dairy Brands DALLAS | Breakfast/Lunch Food-Blue Hole Primary | | 283.33 | |
| 53037 | 05/18/2023 | 240 E 35 6341 BK 102 0 99 000 | | | DFA Dairy Brands DALLAS | Breakfast/Lunch Food-Blue Hole Primary | | 103.04 | |

| CHECK | | CHECK | | ACCOUNT | | INVOICE | | | |
|--------|------------|-------------------------------|--|---------|-------------------------|--|--|------------------|----------|
| NUMBER | DATE | NUMBER | | | VENDOR | DESCRIPTION | | AMOUNT | |
| 53037 | 05/18/2023 | 240 E 35 6341 LU 102 0 99 000 | | | DFA Dairy Brands DALLAS | Breakfast/Lunch Food-Blue Hole Primary | | 309.12 | |
| 53037 | 05/18/2023 | 240 E 35 6341 BK 102 0 99 000 | | | DFA Dairy Brands DALLAS | Breakfast/Lunch Food-Blue Hole Primary | | 77.28 | |
| 53037 | 05/18/2023 | 240 E 35 6341 LU 102 0 99 000 | | | DFA Dairy Brands DALLAS | Breakfast/Lunch Food-Blue Hole Primary | | 231.84 | |
| 53037 | 05/18/2023 | 240 E 35 6341 BK 101 0 99 000 | | | DFA Dairy Brands DALLAS | Breakfast/Lunch Food-Jacob's Well Elementary | | 82.47 | |
| 53037 | 05/18/2023 | 240 E 35 6341 LU 101 0 99 000 | | | DFA Dairy Brands DALLAS | Breakfast/Lunch Food-Jacob's Well Elementary | | 192.42 | |
| 53037 | 05/18/2023 | 240 E 35 6341 BK 101 0 99 000 | | | DFA Dairy Brands DALLAS | Breakfast/Lunch Food-Jacob's Well Elementary | | 77.31 | |
| 53037 | 05/18/2023 | 240 E 35 6341 LU 101 0 99 000 | | | DFA Dairy Brands DALLAS | Breakfast/Lunch Food-Jacob's Well Elementary | | 180.39 | |
| 53037 | 05/18/2023 | 240 E 35 6341 BK 101 0 99 000 | | | DFA Dairy Brands DALLAS | Breakfast/Lunch Food-Jacob's Well Elementary | | 41.23 | |
| 53037 | 05/18/2023 | 240 E 35 6341 LU 101 0 99 000 | | | DFA Dairy Brands DALLAS | Breakfast/Lunch Food-Jacob's Well Elementary | | 96.19 | |
| 53037 | 05/18/2023 | 240 E 35 6341 LU 041 0 99 000 | | | DFA Dairy Brands DALLAS | Breakfast/Lunch Food | | 128.85 | |
| 53037 | 05/18/2023 | 240 E 35 6341 BK 041 0 99 000 | | | DFA Dairy Brands DALLAS | Breakfast/Lunch Food | | 42.95 | |
| 53037 | 05/18/2023 | 240 E 35 6341 LU 041 0 99 000 | | | DFA Dairy Brands DALLAS | Breakfast/Lunch Food | | 56.92 | |
| 53037 | 05/18/2023 | 240 E 35 6341 BK 041 0 99 000 | | | DFA Dairy Brands DALLAS | Breakfast/Lunch Food | | 17.17 | |
| 53037 | 05/18/2023 | 240 E 35 6341 LU 001 0 99 000 | | | DFA Dairy Brands DALLAS | Breakfast/Lunch Food | | 95.64 | |
| 53037 | 05/18/2023 | 240 E 35 6341 BK 001 0 99 000 | | | DFA Dairy Brands DALLAS | Breakfast/Lunch Food | | 30.07 | |
| 53037 | 05/18/2023 | 240 E 35 6341 LU 001 0 99 000 | | | DFA Dairy Brands DALLAS | Breakfast/Lunch Food | | 75.70 | |
| 53037 | 05/18/2023 | 240 E 35 6341 BK 001 0 99 000 | | | DFA Dairy Brands DALLAS | Breakfast/Lunch Food | | 12.91 | |
| 53037 | 05/18/2023 | 240 E 35 6341 LU 001 0 99 000 | | | DFA Dairy Brands DALLAS | Breakfast/Lunch Food | | 95.64 | |
| 53037 | 05/18/2023 | 240 E 35 6341 BK 001 0 99 000 | | | DFA Dairy Brands DALLAS | Breakfast/Lunch Food | | 30.07 | |
| | | | | | | | | Totals for 53037 | 2,354.99 |
| 53038 | 05/18/2023 | 199 E 51 6319 00 001 0 99 000 | | | Rexel USA, Inc. | Electrical Supplies - DW | | 182.10 | |
| 53038 | 05/18/2023 | 199 E 51 6319 00 041 0 99 000 | | | Rexel USA, Inc. | Electrical Supplies - DW | | 182.10 | |
| 53038 | 05/18/2023 | 199 E 51 6319 00 101 0 99 000 | | | Rexel USA, Inc. | Electrical Supplies - DW | | 182.10 | |
| 53038 | 05/18/2023 | 199 E 51 6319 00 102 0 99 000 | | | Rexel USA, Inc. | Electrical Supplies - DW | | 182.10 | |
| 53038 | 05/18/2023 | 199 E 51 6319 00 808 0 99 000 | | | Rexel USA, Inc. | Electrical Supplies - DW | | 182.10 | |
| 53038 | 05/18/2023 | 199 E 51 6319 00 804 0 99 000 | | | Rexel USA, Inc. | Electrical Supplies - DW | | 182.10 | |
| 53038 | 05/18/2023 | 199 E 51 6319 00 102 0 99 BHP | | | Rexel USA, Inc. | Electrical Supplies - DW | | 181.70 | |
| | | | | | | | | Totals for 53038 | 1,274.30 |
| 53039 | 05/18/2023 | 199 E 41 6299 00 750 0 99 000 | | | Robert V. Reim Co. | Professional Services | | 1,755.00 | |
| | | | | | | | | Totals for 53039 | 1,755.00 |
| 53040 | 05/18/2023 | 240 E 35 6411 00 999 0 99 000 | | | Safe Food 4 U | Manager's Certification Renewal-Rhonda Slusser | | 125.00 | |
| | | | | | | | | Totals for 53040 | 125.00 |
| 53041 | 05/18/2023 | 199 E 51 6319 01 001 0 99 000 | | | Safeway Supply, Inc. | Floor Wax | | 2,750.00 | |
| 53041 | 05/18/2023 | 199 E 51 6319 01 041 0 99 000 | | | Safeway Supply, Inc. | Floor Wax | | 2,750.00 | |
| 53041 | 05/18/2023 | 199 E 51 6319 01 101 0 99 000 | | | Safeway Supply, Inc. | Floor Wax | | 2,750.00 | |

| CHECK CHECK | | ACCOUNT | | INVOICE | | AMOUNT |
|-------------|------------|-------------------------------|-------------------------|--|------------------|----------|
| NUMBER | DATE | NUMBER | VENDOR | DESCRIPTION | | |
| | | | | | Totals for 53041 | 8,250.00 |
| 53042 | 05/18/2023 | 461 E 36 6499 61 001 0 99 000 | Sam's Club Direct | Vending Supplies and AP testing Supplies. | | 282.02 |
| 53042 | 05/18/2023 | 461 E 36 6499 87 001 0 99 000 | Sam's Club Direct | Vending Supplies and AP testing Supplies. | | 103.54 |
| | | | | | Totals for 53042 | 385.56 |
| 53043 | 05/18/2023 | 199 E 41 6499 00 750 0 99 000 | San Marcos Daily Record | Legal Classified Line Ads 041323-042023 & 042023-042723 | | 56.20 |
| 53043 | 05/18/2023 | 199 E 41 6499 00 750 0 99 000 | San Marcos Daily Record | Legal Classified Line Ads 041323-042023 & 042023-042723 | | 51.18 |
| 53043 | 05/18/2023 | 199 E 21 6491 00 833 0 23 000 | San Marcos Daily Record | Public Notice: student file destruction date. | | 66.06 |
| 53043 | 05/18/2023 | 199 E 21 6491 00 833 0 24 SPE | San Marcos Daily Record | Public Notice: student file destruction date. | | 66.06 |
| | | | | | Totals for 53043 | 239.50 |
| 53044 | 05/18/2023 | 240 E 35 6411 MI 999 0 99 000 | Slusser, Rhonda | Mileage Reimbursement-4/26/23 FS Manager's Certification Class-Austin | | 64.19 |
| | | | | | Totals for 53044 | 64.19 |
| 53045 | 05/18/2023 | 199 E 34 6319 00 805 0 99 000 | Southern Tire Mart, LLC | Tires | | 2,112.00 |
| | | | | | Totals for 53045 | 2,112.00 |
| 53046 | 05/18/2023 | 199 E 51 6249 00 102 0 99 BHP | T.E.A.M. Solutions Inc. | HVAC Contracted Services - BHP | | 350.00 |
| | | | | | Totals for 53046 | 350.00 |
| 53047 | 05/18/2023 | 199 E 51 6319 00 001 0 99 000 | Tex-Air Filters | WHS quarterly filters | | 611.80 |
| | | | | | Totals for 53047 | 611.80 |
| 53048 | 05/18/2023 | 161 E 36 6499 00 001 0 91 BAB | TxTag | JV Baseball Toll Fees | | 7.96 |
| | | | | | Totals for 53048 | 7.96 |
| 53049 | 05/18/2023 | 199 E 21 6411 MI 832 0 99 000 | Valentine, Jason | Travel Reimbursement 05/12/23 | | 52.40 |
| 53049 | 05/18/2023 | 199 E 21 6411 00 832 0 99 000 | Valentine, Jason | Travel Reimbursement 05/12/23 | | 16.50 |
| | | | | | Totals for 53049 | 68.90 |
| 53050 | 05/18/2023 | 240 R 00 5751 00 000 0 00 000 | Vetterick, Rebecca | A. Nebgen Meal Account Refund | | 282.90 |
| | | | | | Totals for 53050 | 282.90 |
| 53051 | 05/18/2023 | 461 E 36 6499 38 041 0 99 000 | Vineyard, Jessica | Refund student fee for choir trip student was unable to attend. | | 40.00 |
| | | | | | Totals for 53051 | 40.00 |

| CHECK | | CHECK | | ACCOUNT | | INVOICE | | | | |
|--------|------------|-------------------------------|--|---------|--|----------------------------------|--|--|------------------|--------|
| NUMBER | DATE | NUMBER | | | | VENDOR | DESCRIPTION | | | AMOUNT |
| 53052 | 05/18/2023 | 461 E 36 6499 AD 001 0 91 000 | | | | Walmart Business | Snacks/Drinks for Regional Track Meet | | | 38.48 |
| 53052 | 05/18/2023 | 461 E 36 6499 AE 001 0 91 000 | | | | Walmart Business | Snacks/Drinks for Regional Track Meet | | | 38.47 |
| | | | | | | | | | Totals for 53052 | 76.95 |
| 53056 | 05/18/2023 | 199 E 51 6319 00 001 0 99 000 | | | | Wimberley Ace Hardware | MARCH - AUG 22-23 OPEN PO FOR MAINT SUPPLIES AND MATERIALS | | | 21.24 |
| 53056 | 05/18/2023 | 199 E 51 6319 00 101 0 99 000 | | | | Wimberley Ace Hardware | MARCH - AUG 22-23 OPEN PO FOR MAINT SUPPLIES AND MATERIALS | | | 23.43 |
| 53056 | 05/18/2023 | 199 E 51 6319 00 830 0 99 000 | | | | Wimberley Ace Hardware | MARCH - AUG 22-23 OPEN PO FOR MAINT SUPPLIES AND MATERIALS | | | 10.19 |
| 53056 | 05/18/2023 | 199 E 51 6319 00 001 0 99 000 | | | | Wimberley Ace Hardware | MARCH - AUG 22-23 OPEN PO FOR MAINT SUPPLIES AND MATERIALS | | | 6.79 |
| 53056 | 05/18/2023 | 199 E 51 6319 00 101 0 99 000 | | | | Wimberley Ace Hardware | MARCH - AUG 22-23 OPEN PO FOR MAINT SUPPLIES AND MATERIALS | | | 47.92 |
| 53056 | 05/18/2023 | 199 E 51 6319 00 830 0 99 000 | | | | Wimberley Ace Hardware | MARCH - AUG 22-23 OPEN PO FOR MAINT SUPPLIES AND MATERIALS | | | 86.98 |
| 53056 | 05/18/2023 | 199 E 51 6319 00 001 0 99 000 | | | | Wimberley Ace Hardware | MARCH - AUG 22-23 OPEN PO FOR MAINT SUPPLIES AND MATERIALS | | | 16.13 |
| 53056 | 05/18/2023 | 199 E 51 6319 00 001 0 99 000 | | | | Wimberley Ace Hardware | MARCH - AUG 22-23 OPEN PO FOR MAINT SUPPLIES AND MATERIALS | | | 10.19 |
| 53056 | 05/18/2023 | 199 E 51 6319 00 102 0 99 000 | | | | Wimberley Ace Hardware | MARCH - AUG 22-23 OPEN PO FOR MAINT SUPPLIES AND MATERIALS | | | 6.45 |
| 53056 | 05/18/2023 | 199 E 51 6319 00 001 0 99 000 | | | | Wimberley Ace Hardware | MARCH - AUG 22-23 OPEN PO FOR MAINT SUPPLIES AND MATERIALS | | | 9.99 |
| 53056 | 05/18/2023 | 199 E 51 6319 00 102 0 99 BHP | | | | Wimberley Ace Hardware | MARCH - AUG 22-23 OPEN PO FOR MAINT SUPPLIES AND MATERIALS | | | 8.49 |
| 53056 | 05/18/2023 | 199 E 51 6319 00 830 0 99 000 | | | | Wimberley Ace Hardware | MARCH - AUG 22-23 OPEN PO FOR MAINT SUPPLIES AND MATERIALS | | | 8.49 |
| | | | | | | | | | Totals for 53056 | 256.29 |
| 53057 | 05/25/2023 | 199 E 41 6495 00 701 0 99 000 | | | | Association Insurance Management | Liability coverage for Greg Bonewald | | | 55.00 |
| | | | | | | | | | Totals for 53057 | 55.00 |
| 53059 | 05/25/2023 | 199 E 11 6399 03 101 0 11 GEN | | | | Amazon Capital Services | Supplies for Mrs. Myers | | | 303.14 |
| 53059 | 05/25/2023 | 199 E 11 6399 03 101 0 11 GEN | | | | Amazon Capital Services | Supplies for Mrs. Myers | | | -15.10 |
| 53059 | 05/25/2023 | 199 E 11 6399 03 101 0 11 GEN | | | | Amazon Capital Services | Supplies for Mrs. Myers | | | -13.30 |
| 53059 | 05/25/2023 | 199 E 11 6399 03 101 0 11 GEN | | | | Amazon Capital Services | Supplies for Mrs. Myers | | | -13.08 |
| 53059 | 05/25/2023 | 199 E 11 6399 03 101 0 11 GEN | | | | Amazon Capital Services | Supplies for Mrs. Myers | | | -16.18 |
| 53059 | 05/25/2023 | 199 E 41 6499 00 701 0 99 000 | | | | Amazon Capital Services | supplies for districtwide picnic | | | 144.01 |
| 53059 | 05/25/2023 | 162 E 11 6399 00 001 0 11 000 | | | | Amazon Capital Services | tuba supplies and guard stuff | | | 314.04 |
| 53059 | 05/25/2023 | 461 E 36 6499 18 001 0 99 000 | | | | Amazon Capital Services | flash drives for senior gifts | | | 59.08 |
| 53059 | 05/25/2023 | 162 E 11 6399 00 001 0 11 000 | | | | Amazon Capital Services | storage stuff | | | 145.02 |
| | | | | | | | | | Totals for 53059 | 907.63 |
| 53060 | 05/25/2023 | 161 A 00 1243 SD 000 0 00 000 | | | | Baley, David | Softball Official Dripping/East Central, Bowie/New Braunfels, Clemens/Round Rock | | | 130.00 |
| 53060 | 05/25/2023 | 161 A 00 1243 SD 000 0 00 000 | | | | Baley, David | Softball Official Dripping/East Central, Bowie/New Braunfels, Clemens/Round Rock | | | 140.00 |
| 53060 | 05/25/2023 | 161 A 00 1243 SD 000 0 00 000 | | | | Baley, David | Softball Official Dripping/East Central, Bowie/New Braunfels, Clemens/Round Rock | | | 130.00 |
| | | | | | | | | | Totals for 53060 | 400.00 |

| CHECK CHECK | | ACCOUNT | INVOICE | | |
|------------------|------------|-------------------------------|--------------------------|--|-----------|
| NUMBER | DATE | NUMBER | VENDOR | DESCRIPTION | AMOUNT |
| 53061 | 05/25/2023 | 461 E 36 6499 43 001 0 99 000 | Biggers, Bradley | Reimbursement from UIL Meet. Parking and food. | 86.10 |
| Totals for 53061 | | | | | 86.10 |
| 53062 | 05/25/2023 | 161 A 00 1243 SD 000 0 00 000 | Bippert, Brady | Baseball Official- Columbus/Lytle- 051123,051223 | 215.98 |
| 53062 | 05/25/2023 | 161 A 00 1243 SD 000 0 00 000 | Bippert, Brady | Baseball Official- Columbus/Lytle- 051123,051223 | 215.98 |
| Totals for 53062 | | | | | 431.96 |
| 53063 | 05/25/2023 | 240 R 00 5751 00 000 0 00 000 | Branco, Kelly | A. Lillis Meal Account Refund | 273.75 |
| Totals for 53063 | | | | | 273.75 |
| 53064 | 05/25/2023 | 199 E 41 6411 MI 701 0 99 000 | Bruggman, Allen | Travel Reimbursement 05/11 - 05/19/23 | 99.17 |
| 53064 | 05/25/2023 | 199 E 41 6411 00 701 0 99 000 | Bruggman, Allen | Travel Reimbursement 05/11 - 05/19/23 | 10.00 |
| Totals for 53064 | | | | | 109.17 |
| 53065 | 05/25/2023 | 199 E 11 6394 00 041 0 11 TEC | CDW Government, Inc. | Toner for Christi Moeller | 359.88 |
| 53065 | 05/25/2023 | 199 E 11 6394 00 041 0 11 TEC | CDW Government, Inc. | Toner for Christi Moeller | 219.12 |
| Totals for 53065 | | | | | 579.00 |
| 53066 | 05/25/2023 | 461 E 36 6499 SO 001 0 23 000 | Centex Recognition | Special Olympics Letterman Jackets | 309.00 |
| Totals for 53066 | | | | | 309.00 |
| 53067 | 05/25/2023 | 161 A 00 1243 SD 000 0 00 000 | Cochran, David | Baseball Official- Columbus/Lytle- 051123,051223 | 145.00 |
| 53067 | 05/25/2023 | 161 A 00 1243 SD 000 0 00 000 | Cochran, David | Baseball Official- Columbus/Lytle- 051123,051223 | 145.00 |
| Totals for 53067 | | | | | 290.00 |
| 53068 | 05/25/2023 | 461 E 36 6499 87 001 0 99 000 | College Board | AP Exams | 27,748.00 |
| Totals for 53068 | | | | | 27,748.00 |
| 53069 | 05/25/2023 | 240 E 35 6411 MI 999 0 99 000 | Currin, Joyce | Mileage reimbursement 4/19/23-4/25/23 Joyce Currin | 32.69 |
| Totals for 53069 | | | | | 32.69 |
| 53070 | 05/25/2023 | 199 E 13 6411 00 102 0 99 000 | Dietz, Dolly | Conference The Royal Sonesta Houston Galleria | 516.01 |
| Totals for 53070 | | | | | 516.01 |
| 53071 | 05/25/2023 | 199 E 51 6249 00 041 0 99 000 | Extreme Texas Air LLC | HVAC - WHS | 1,095.00 |
| Totals for 53071 | | | | | 1,095.00 |
| 53072 | 05/25/2023 | 199 E 51 6299 00 830 0 99 000 | Facility Solutions Group | FSG- baseball/softball lights | 649.31 |

| CHECK CHECK | | ACCOUNT | INVOICE | | AMOUNT |
|------------------|------------|-------------------------------|------------------------------|---|--------|
| NUMBER | DATE | NUMBER | VENDOR | DESCRIPTION | |
| Totals for 53072 | | | | | 649.31 |
| 53073 | 05/25/2023 | 461 E 36 6499 49 101 0 99 000 | Friday, Stephanie | Reimburse for headset | 74.99 |
| Totals for 53073 | | | | | 74.99 |
| 53074 | 05/25/2023 | 865 E 36 6499 50 001 0 22 000 | Gandy Ink | shirts for FFA | 69.30 |
| Totals for 53074 | | | | | 69.30 |
| 53075 | 05/25/2023 | 161 A 00 1243 SD 000 0 00 000 | Garcia Jr., Onecimo | Softball Official Bowie/New Braunfels | 140.00 |
| Totals for 53075 | | | | | 140.00 |
| 53076 | 05/25/2023 | 161 A 00 1243 SD 000 0 00 000 | Hammond, Thomas SR | Softball Official - New Braunfels/Bowie- 051123 | 150.00 |
| Totals for 53076 | | | | | 150.00 |
| 53077 | 05/25/2023 | 865 E 36 6499 BB 001 0 99 000 | Hays Caldwell Women's Center | Donation from Leo Club. | 500.00 |
| Totals for 53077 | | | | | 500.00 |
| 53078 | 05/25/2023 | 240 R 00 5751 00 000 0 00 000 | Heatly, Charles | C. Heatly Meal Account Refund | 500.35 |
| Totals for 53078 | | | | | 500.35 |
| 53079 | 05/25/2023 | 461 E 36 6499 00 101 0 99 000 | HEB Credit Receivables | Teacher Treats Spring Semester | 118.92 |
| Totals for 53079 | | | | | 118.92 |
| 53080 | 05/25/2023 | 161 A 00 1243 SD 000 0 00 000 | Hernandez, Raymundo | Softball Official - Clemens/Round Rock - 050523, 050623 | 145.00 |
| 53080 | 05/25/2023 | 161 A 00 1243 SD 000 0 00 000 | Hernandez, Raymundo | Softball Official - Clemens/Round Rock - 050523, 050623 | 145.00 |
| Totals for 53080 | | | | | 290.00 |
| 53081 | 05/25/2023 | 461 E 36 6499 AC 001 0 91 000 | Hill Country Trophy, LLC | Golf Medals and Plaques 022423 | 321.00 |
| Totals for 53081 | | | | | 321.00 |
| 53083 | 05/25/2023 | 199 E 34 6299 00 805 0 99 000 | Hofmann's Supply | Cylinder Rental | 14.98 |
| 53083 | 05/25/2023 | 199 E 34 6299 00 805 0 99 000 | Hofmann's Supply | Cylinder Rental | 14.98 |
| 53083 | 05/25/2023 | 199 E 34 6299 00 805 0 99 000 | Hofmann's Supply | Cylinder Rental | 14.98 |
| 53083 | 05/25/2023 | 199 E 34 6299 00 805 0 99 000 | Hofmann's Supply | Cylinder Rental | 14.98 |
| 53083 | 05/25/2023 | 199 E 34 6299 00 805 0 99 000 | Hofmann's Supply | Cylinder Rental | 14.98 |
| 53083 | 05/25/2023 | 199 E 34 6299 00 805 0 99 000 | Hofmann's Supply | Cylinder Rental | 14.98 |
| 53083 | 05/25/2023 | 199 E 34 6299 00 805 0 99 000 | Hofmann's Supply | Cylinder Rental | 14.98 |
| 53083 | 05/25/2023 | 199 E 34 6299 00 805 0 99 000 | Hofmann's Supply | Cylinder Rental | 14.98 |
| 53083 | 05/25/2023 | 199 E 34 6299 00 805 0 99 000 | Hofmann's Supply | Cylinder Rental | 14.98 |

| CHECK | | CHECK | | ACCOUNT | | INVOICE | | | |
|--------|------------|-------------------------------|--|---------|------------------------------|---|--|------------------|----------|
| NUMBER | DATE | NUMBER | | | VENDOR | DESCRIPTION | | AMOUNT | |
| 53083 | 05/25/2023 | 199 E 34 6299 00 805 0 99 000 | | | Hofmann's Supply | Cylinder Rental | | 14.98 | |
| 53083 | 05/25/2023 | 199 E 34 6299 00 805 0 99 000 | | | Hofmann's Supply | Cylinder Rental | | 14.98 | |
| 53083 | 05/25/2023 | 199 E 34 6299 00 805 0 99 000 | | | Hofmann's Supply | Cylinder Rental | | 14.98 | |
| | | | | | | | | Totals for 53083 | 179.76 |
| 53084 | 05/25/2023 | 199 E 51 6259 07 001 0 99 000 | | | Hydro Gas Co. | 2022-2023: Propane - Open PO | | 187.53 | |
| 53084 | 05/25/2023 | 199 E 51 6259 07 041 0 99 000 | | | Hydro Gas Co. | 2022-2023: Propane - Open PO | | 388.28 | |
| 53084 | 05/25/2023 | 199 E 51 6259 07 102 0 99 000 | | | Hydro Gas Co. | 2022-2023: Propane - Open PO | | 28.76 | |
| 53084 | 05/25/2023 | 199 E 51 6259 07 001 0 99 000 | | | Hydro Gas Co. | 2022-2023: Propane - Open PO | | 146.30 | |
| 53084 | 05/25/2023 | 199 E 51 6259 07 041 0 99 000 | | | Hydro Gas Co. | 2022-2023: Propane - Open PO | | 302.92 | |
| 53084 | 05/25/2023 | 199 E 51 6259 07 102 0 99 000 | | | Hydro Gas Co. | 2022-2023: Propane - Open PO | | 22.43 | |
| | | | | | | | | Totals for 53084 | 1,076.22 |
| 53085 | 05/25/2023 | 161 E 36 6299 GO 001 0 91 DCO | | | Iapichino, Christopher | Baseball Official - Wimberley/Navarro - 050423 | | 135.00 | |
| | | | | | | | | Totals for 53085 | 135.00 |
| 53086 | 05/25/2023 | 199 E 52 6299 00 001 0 99 000 | | | Interquest Detection Canines | 2022-2023: Canine Contraband Detection | | 300.00 | |
| 53086 | 05/25/2023 | 199 E 52 6299 00 041 0 99 000 | | | Interquest Detection Canines | 2022-2023: Canine Contraband Detection | | 300.00 | |
| | | | | | | | | Totals for 53086 | 600.00 |
| 53087 | 05/25/2023 | 161 A 00 1243 SD 000 0 00 000 | | | James, William | Baseball Official 050523, 050623 - Davenport/LaVernia | | 120.00 | |
| 53087 | 05/25/2023 | 161 A 00 1243 SD 000 0 00 000 | | | James, William | Baseball Official 050523, 050623 - Davenport/LaVernia | | 120.00 | |
| | | | | | | | | Totals for 53087 | 240.00 |
| 53088 | 05/25/2023 | 161 A 00 1243 SD 000 0 00 000 | | | Johnson, Joe | Softball Official 050423, 050523, 050623 - Dripping/East Central | | 130.00 | |
| 53088 | 05/25/2023 | 161 A 00 1243 SD 000 0 00 000 | | | Johnson, Joe | Softball Official 050423, 050523, 050623 - Dripping/East Central | | 130.00 | |
| 53088 | 05/25/2023 | 161 A 00 1243 SD 000 0 00 000 | | | Johnson, Joe | Softball Official 050423, 050523, 050623 - Dripping/East Central | | 130.00 | |
| | | | | | | | | Totals for 53088 | 390.00 |
| 53089 | 05/25/2023 | 199 E 41 6499 00 701 0 99 000 | | | Kelly's Hill Country BBQ | Delivery/Set-up Taco Bar | | 1,500.00 | |
| | | | | | | | | Totals for 53089 | 1,500.00 |
| 53090 | 05/25/2023 | 199 E 11 6112 00 101 0 11 000 | | | Maniatis, Nicole | Reissung Payment to N. Maniatis via AP. Employee's account was closed. | | 45.52 | |
| | | | | | | | | Totals for 53090 | 45.52 |

| CHECK | | CHECK | | ACCOUNT | | INVOICE | | | |
|--------|------------|-------------------------------|--|---------|----------------------------------|--|--|------------------|----------|
| NUMBER | DATE | NUMBER | | | VENDOR | DESCRIPTION | | AMOUNT | |
| 53091 | 05/25/2023 | 199 E 51 6319 00 001 0 99 000 | | | Marks Plumbing Parts | Plumbing Supplies | | 237.23 | |
| 53091 | 05/25/2023 | 199 E 51 6319 00 041 0 99 000 | | | Marks Plumbing Parts | Plumbing Supplies | | 237.23 | |
| 53091 | 05/25/2023 | 199 E 51 6319 00 101 0 99 000 | | | Marks Plumbing Parts | Plumbing Supplies | | 237.23 | |
| 53091 | 05/25/2023 | 199 E 51 6319 00 102 0 99 000 | | | Marks Plumbing Parts | Plumbing Supplies | | 237.23 | |
| 53091 | 05/25/2023 | 199 E 51 6319 00 800 0 99 000 | | | Marks Plumbing Parts | Plumbing Supplies | | 237.23 | |
| 53091 | 05/25/2023 | 199 E 51 6319 00 804 0 99 000 | | | Marks Plumbing Parts | Plumbing Supplies | | 237.23 | |
| 53091 | 05/25/2023 | 199 E 51 6319 00 102 0 99 BHP | | | Marks Plumbing Parts | Plumbing Supplies | | 237.39 | |
| | | | | | | | | Totals for 53091 | 1,660.77 |
| 53092 | 05/25/2023 | 161 A 00 1243 SD 000 0 00 000 | | | Mays-Thompson, John | Baseball Official 050523 & 050623- Davenport/Lavernia | | 135.00 | |
| 53092 | 05/25/2023 | 161 A 00 1243 SD 000 0 00 000 | | | Mays-Thompson, John | Baseball Official 050523 & 050623- Davenport/Lavernia | | 135.00 | |
| | | | | | | | | Totals for 53092 | 270.00 |
| 53093 | 05/25/2023 | 161 A 00 1243 SD 000 0 00 000 | | | Mitchell, Thomas | Baseball Official - Davenport/La Vernia - 050523, 050623 | | 135.00 | |
| 53093 | 05/25/2023 | 161 A 00 1243 SD 000 0 00 000 | | | Mitchell, Thomas | Baseball Official - Davenport/La Vernia - 050523, 050623 | | 135.00 | |
| | | | | | | | | Totals for 53093 | 270.00 |
| 53094 | 05/25/2023 | 161 A 00 1243 SD 000 0 00 000 | | | Morrow, Bryan | Hosted Playoff Game Worker: Columbus/Lytle | | 50.00 | |
| | | | | | | | | Totals for 53094 | 50.00 |
| 53095 | 05/25/2023 | 865 E 36 6499 NT 001 0 99 000 | | | National Technical Honor Society | National Technical Honor Society Dues. | | 100.00 | |
| 53095 | 05/25/2023 | 199 E 36 6399 00 001 0 99 NTH | | | National Technical Honor Society | Cords for National Tech. Honor Society | | 300.00 | |
| | | | | | | | | Totals for 53095 | 400.00 |
| 53096 | 05/25/2023 | 161 A 00 1243 SD 000 0 00 000 | | | Neil, Jack | Hosted Playoff Ticket Scanner: Columbus/Lytle | | 50.00 | |
| 53096 | 05/25/2023 | 161 A 00 1243 SD 000 0 00 000 | | | Neil, Jack | Hosted Game Ticket Scanner - Baseball -Columbus/Lytle Game 2, Softball- Bowie/New Braunfels | | 50.00 | |
| 53096 | 05/25/2023 | 161 A 00 1243 SD 000 0 00 000 | | | Neil, Jack | Hosted Game Ticket Scanner - Baseball -Columbus/Lytle Game 2, Softball- Bowie/New Braunfels | | 50.00 | |
| | | | | | | | | Totals for 53096 | 150.00 |
| 53097 | 05/25/2023 | 199 E 31 6339 00 833 0 23 000 | | | PAR Inc. | Testing materials | | 1,020.00 | |
| 53097 | 05/25/2023 | 199 E 31 6339 00 833 0 23 000 | | | PAR Inc. | Testing Material | | 289.90 | |
| | | | | | | | | Totals for 53097 | 1,309.90 |
| 53098 | 05/25/2023 | 199 E 31 6339 00 833 0 23 000 | | | Pearson | Testing Materials | | 250.80 | |
| | | | | | | | | Totals for 53098 | 250.80 |
| 53099 | 05/25/2023 | 865 E 36 6499 23 001 0 99 000 | | | Premier Entertainment Group | DJ Deposit for Prom 2024. | | 747.00 | |

| CHECK | | CHECK | | ACCOUNT | | | | INVOICE | | | |
|--------|------------|----------|---------|----------|-----|--|---------------------------------|--|--|----------|--|
| NUMBER | DATE | NUMBER | | | | | VENDOR | DESCRIPTION | | AMOUNT | |
| | | | | | | | | | Totals for 53099 | 747.00 | |
| 53100 | 05/25/2023 | 161 A 00 | 1243 SD | 000 0 00 | 000 | | Russell, Irvin | Baseball Official Lytle/Columbus_051223, 051123 | | 145.00 | |
| 53100 | 05/25/2023 | 161 A 00 | 1243 SD | 000 0 00 | 000 | | Russell, Irvin | Baseball Official Lytle/Columbus_051223, 051123 | | 145.00 | |
| | | | | | | | | | Totals for 53100 | 290.00 | |
| 53101 | 05/25/2023 | 461 E 36 | 6499 66 | 001 0 99 | 000 | | Sam's Club Direct | Sunshine Club supplies for birthdays. | | 174.98 | |
| | | | | | | | | | Totals for 53101 | 174.98 | |
| 53102 | 05/25/2023 | 199 E 34 | 6319 00 | 805 0 99 | 000 | | Southwest Bus Sales Inc. | Oil Cooler Housing Cummins | | 180.00 | |
| 53102 | 05/25/2023 | 199 E 34 | 6319 00 | 805 0 99 | 000 | | Southwest Bus Sales Inc. | DEF Sensors | | 1,676.85 | |
| 53102 | 05/25/2023 | 199 E 34 | 6319 00 | 805 0 99 | 000 | | Southwest Bus Sales Inc. | Gasket Kit & Defroster Fans | | 232.76 | |
| | | | | | | | | | Totals for 53102 | 2,089.61 | |
| 53103 | 05/25/2023 | 199 E 41 | 6499 00 | 702 0 99 | 000 | | Standard Chair of Gardner, Inc. | Retirement gifts | | 2,253.00 | |
| | | | | | | | | | Totals for 53103 | 2,253.00 | |
| 53104 | 05/25/2023 | 162 E 36 | 6249 00 | 041 0 99 | 000 | | Strait Music | Repairs: Bari Sax Clarinet | | 90.00 | |
| 53104 | 05/25/2023 | 162 E 36 | 6249 00 | 041 0 99 | 000 | | Strait Music | Repairs: Bari Sax Clarinet | | 45.00 | |
| 53104 | 05/25/2023 | 162 E 36 | 6249 00 | 041 0 99 | 000 | | Strait Music | Repairs: Bari Sax Clarinet | | 12.00 | |
| 53104 | 05/25/2023 | 162 E 36 | 6399 00 | 001 0 99 | 000 | | Strait Music | soundboard mixer and drum sticks | | 465.00 | |
| 53104 | 05/25/2023 | 162 E 36 | 6399 00 | 001 0 99 | 000 | | Strait Music | soundboard mixer and drum sticks | | 12.00 | |
| | | | | | | | | | Totals for 53104 | 624.00 | |
| 53105 | 05/25/2023 | 199 E 41 | 6299 00 | 702 0 99 | 000 | | TASB, Inc | Local District Update 2023.03, Unique Policy Changes DCE | | 38.00 | |
| | | | | | | | | | Local District Update 2023.04- Base Version Policy Changes | | |
| | | | | | | | | | FB,FFH,FFC | | |
| 53105 | 05/25/2023 | 199 E 41 | 6299 00 | 702 0 99 | 000 | | TASB, Inc | Local District Update 2023.03, Unique Policy Changes DCE | | 72.00 | |
| | | | | | | | | | Local District Update 2023.04- Base Version Policy Changes | | |
| | | | | | | | | | FB,FFH,FFC | | |
| | | | | | | | | | Totals for 53105 | 110.00 | |
| 53106 | 05/25/2023 | 161 E 36 | 6495 00 | 001 0 91 | DCO | | Texas High School Coaches Asso | Wimberley ISD Coaches Membership & Clinic: Nietfeld, Mauk, Barthels J., Valero, Bagby, Wisdom, McNeely, Whitten, Owens, DeMarco, Lambert W., Dydalewicz, Saucier, Warren, Lambert L., Pharis, Barthels S. | | 1,120.00 | |
| 53106 | 05/25/2023 | 161 E 36 | 6411 00 | 001 0 91 | 000 | | Texas High School Coaches Asso | Wimberley ISD Coaches Membership & Clinic: Nietfeld, Mauk, Barthels J., Valero, Bagby, Wisdom, McNeely, Whitten, Owens, DeMarco, Lambert W., Dydalewicz, Saucier, Warren, | | 840.00 | |

| CHECK NUMBER | CHECK DATE | ACCOUNT NUMBER | VENDOR | INVOICE DESCRIPTION | AMOUNT |
|--------------|------------|-------------------------------|--------------------------|--|-----------|
| | | | | Lambert L., Pharis, Barthels S. | |
| | | | | Totals for 53106 | 1,960.00 |
| 53107 | 05/25/2023 | 199 E 51 6249 00 001 0 99 000 | Texas Dept of Licensing | 2023 High School Inspection Filing Fee | 20.00 |
| | | | | Totals for 53107 | 20.00 |
| 53108 | 05/25/2023 | 161 E 36 6495 00 001 0 91 DCO | Texas Girls Coaches Assn | Membership & Clinic Registration: (12) Wimberley ISD Coaches - Daily C., Davis K., Swafford L., Bargfrede C., Hall C., Salinas M., Johnson Jill, Johnson Jaqueline, Lambert L., Barthels S., Klick R., Daily B. | 840.00 |
| 53108 | 05/25/2023 | 161 E 36 6411 00 001 0 91 000 | Texas Girls Coaches Assn | Membership & Clinic Registration: (12) Wimberley ISD Coaches - Daily C., Davis K., Swafford L., Bargfrede C., Hall C., Salinas M., Johnson Jill, Johnson Jaqueline, Lambert L., Barthels S., Klick R., Daily B. | 780.00 |
| | | | | Totals for 53108 | 1,620.00 |
| 53109 | 05/25/2023 | 199 E 41 6499 00 701 0 99 000 | The Waters Point LLC | facility use for employee end of year picnic 5/24 | 650.00 |
| | | | | Totals for 53109 | 650.00 |
| 53110 | 05/25/2023 | 461 E 36 6499 29 001 0 99 000 | Thiam, Azula | Theatre Scholarship. | 500.00 |
| | | | | Totals for 53110 | 500.00 |
| 53111 | 05/25/2023 | 865 E 36 6499 15 001 0 99 000 | UCA | JV Cheer Camp | 6,953.00 |
| 53111 | 05/25/2023 | 865 E 36 6499 15 001 0 99 000 | UCA | Varsity Cheer Camp | 11,743.00 |
| | | | | Totals for 53111 | 18,696.00 |
| 53112 | 05/25/2023 | 161 E 36 6411 MI 999 0 91 000 | Warren, Douglas | March/April Mileage 1268mi x.655/mi | 830.54 |
| | | | | Totals for 53112 | 830.54 |
| 53113 | 05/25/2023 | 865 E 36 6499 GD 101 0 99 000 | Wells Fargo Bank - Cash | Reimburse Petty Cash | 59.10 |
| 53113 | 05/25/2023 | 199 E 23 6399 00 101 0 99 000 | Wells Fargo Bank - Cash | Reimburse Petty Cash | 6.99 |
| | | | | Totals for 53113 | 66.09 |
| 53114 | 05/25/2023 | 161 A 00 1243 SD 000 0 00 000 | Wenmohs, Lance | Softball Official 050423 & 050523 - Dripping/East Central | 130.00 |
| 53114 | 05/25/2023 | 161 A 00 1243 SD 000 0 00 000 | Wenmohs, Lance | Softball Official 050423 & 050523 - Dripping/East Central | 130.00 |
| | | | | Totals for 53114 | 260.00 |
| 53115 | 05/25/2023 | 161 A 00 1243 SD 000 0 00 000 | Williams, Patrick | Baseball Official 050523, 050623 - Davenport/Lavernia | 120.00 |
| 53115 | 05/25/2023 | 161 A 00 1243 SD 000 0 00 000 | Williams, Patrick | Baseball Official 050523, 050623 - Davenport/Lavernia | 120.00 |

| CHECK NUMBER | CHECK DATE | ACCOUNT NUMBER | VENDOR | INVOICE DESCRIPTION | AMOUNT |
|------------------|------------|-------------------------------|----------------------------|--|----------|
| Totals for 53115 | | | | | 240.00 |
| 53117 | 05/25/2023 | 199 E 51 6319 00 001 0 99 000 | Wimberley Ace Hardware | MARCH - AUG 22-23 OPEN PO FOR MAINT SUPPLIES AND MATERIALS | 14.99 |
| 53117 | 05/25/2023 | 199 E 51 6319 00 041 0 99 000 | Wimberley Ace Hardware | MARCH - AUG 22-23 OPEN PO FOR MAINT SUPPLIES AND MATERIALS | 28.88 |
| 53117 | 05/25/2023 | 199 E 51 6319 00 102 0 99 BHP | Wimberley Ace Hardware | MARCH - AUG 22-23 OPEN PO FOR MAINT SUPPLIES AND MATERIALS | 8.49 |
| 53117 | 05/25/2023 | 199 E 51 6319 00 102 0 99 BHP | Wimberley Ace Hardware | MARCH - AUG 22-23 OPEN PO FOR MAINT SUPPLIES AND MATERIALS | 34.48 |
| 53117 | 05/25/2023 | 199 E 52 6399 00 810 0 99 000 | Wimberley Ace Hardware | Supplies For Security | 26.84 |
| 53117 | 05/25/2023 | 461 E 41 6499 00 701 0 99 RCY | Wimberley Ace Hardware | gift cards for Superintendent Faculty Advisory Committee | 160.00 |
| Totals for 53117 | | | | | 273.68 |
| 53118 | 05/25/2023 | 199 E 36 6299 00 001 0 91 DAN | Wimberley Dance Elite, LLC | 3rd Installment for Texan Stars | 2,435.00 |
| 53118 | 05/25/2023 | 865 E 36 6499 17 001 0 99 000 | Wimberley Dance Elite, LLC | Reimbursement from Texas Stars Trip to Macy Thanksgiving Day Parade. | 2,825.00 |
| Totals for 53118 | | | | | 5,260.00 |
| 53119 | 05/25/2023 | 199 E 11 6399 00 001 0 11 SCI | Zimmerman, Katie | Reimbursement for science supplies. | 49.47 |
| Totals for 53119 | | | | | 49.47 |
| 53120 | 05/31/2023 | 199 E 13 6411 00 101 0 23 000 | AEP Connections LLC | Practical Trauma-Informed Strategies to Reduce Anxiety in Students | 150.00 |
| Totals for 53120 | | | | | 150.00 |
| 53121 | 05/31/2023 | 199 E 52 6399 00 810 0 99 000 | Amazon Capital Services | Waterproofing circuit boards | 60.70 |
| 53121 | 05/31/2023 | 195 E 53 6319 00 831 0 99 000 | Amazon Capital Services | Tech Supplies | 250.98 |
| Totals for 53121 | | | | | 311.68 |
| 53122 | 05/31/2023 | 865 E 36 6499 15 041 0 99 000 | Annie Mae & Wes LLC | Custom Cheer Bows | 270.00 |
| Totals for 53122 | | | | | 270.00 |
| 53123 | 05/31/2023 | 199 E 51 6259 09 001 0 99 000 | Aqua Texas, Inc | 2022-2023: Sewer - Open PO | 1,983.09 |
| 53123 | 05/31/2023 | 199 E 51 6259 09 041 0 99 000 | Aqua Texas, Inc | 2022-2023: Sewer - Open PO | 1,431.42 |
| 53123 | 05/31/2023 | 199 E 51 6259 09 102 0 99 000 | Aqua Texas, Inc | 2022-2023: Sewer - Open PO | 613.98 |
| 53123 | 05/31/2023 | 199 E 51 6259 09 804 0 99 000 | Aqua Texas, Inc | 2022-2023: Sewer - Open PO | 193.86 |
| 53123 | 05/31/2023 | 199 E 51 6259 06 101 0 99 000 | Aqua Texas, Inc | 2022-2023: Water and Sewer - Open PO | 943.88 |
| 53123 | 05/31/2023 | 199 E 51 6259 06 801 0 99 000 | Aqua Texas, Inc | 2022-2023: Water and Sewer - Open PO | 219.33 |
| 53123 | 05/31/2023 | 199 E 51 6259 06 802 0 99 000 | Aqua Texas, Inc | 2022-2023: Water and Sewer - Open PO | 219.33 |
| 53123 | 05/31/2023 | 199 E 51 6259 06 805 0 99 000 | Aqua Texas, Inc | 2022-2023: Water and Sewer - Open PO | 219.33 |
| 53123 | 05/31/2023 | 199 E 51 6259 09 101 0 99 000 | Aqua Texas, Inc | 2022-2023: Water and Sewer - Open PO | 1,596.52 |
| 53123 | 05/31/2023 | 199 E 51 6259 09 801 0 99 000 | Aqua Texas, Inc | 2022-2023: Water and Sewer - Open PO | 277.16 |

| CHECK | | CHECK | | ACCOUNT | | INVOICE | | | |
|--------|------------|-------------------------------|--|---------|-------------------------------|---|--|------------------|----------|
| NUMBER | DATE | NUMBER | | | VENDOR | DESCRIPTION | | AMOUNT | |
| 53123 | 05/31/2023 | 199 E 51 6259 09 802 0 99 000 | | | Aqua Texas, Inc | 2022-2023: Water and Sewer - Open PO | | 277.16 | |
| 53123 | 05/31/2023 | 199 E 51 6259 09 805 0 99 000 | | | Aqua Texas, Inc | 2022-2023: Water and Sewer - Open PO | | 277.16 | |
| 53123 | 05/31/2023 | 199 E 51 6259 06 102 0 99 BHP | | | Aqua Texas, Inc | 2022-2023: Water and Sewer - Open PO | | 553.72 | |
| | | | | | | | | Totals for 53123 | 8,805.94 |
| 53124 | 05/31/2023 | 199 E 51 6319 00 804 0 99 000 | | | Architectural Division 8 Inc | Key blanks for district | | 148.00 | |
| | | | | | | | | Totals for 53124 | 148.00 |
| 53125 | 05/31/2023 | 461 E 36 6499 49 102 0 99 000 | | | Armatta, Holly | Muffins for moms | | 17.50 | |
| | | | | | | | | Totals for 53125 | 17.50 |
| 53126 | 05/31/2023 | 161 E 36 6399 00 001 0 91 FTB | | | Athletic Supply Inc. | Football Shirts | | 577.02 | |
| 53126 | 05/31/2023 | 461 E 36 6499 A3 001 0 91 000 | | | Athletic Supply Inc. | Football Shirts | | 214.98 | |
| 53126 | 05/31/2023 | 161 E 36 6399 00 001 0 91 FTB | | | Athletic Supply Inc. | Football Shirts | | 925.27 | |
| 53126 | 05/31/2023 | 461 E 36 6499 A3 001 0 91 000 | | | Athletic Supply Inc. | Football Shirts | | 344.73 | |
| 53126 | 05/31/2023 | 461 E 36 6499 AD 001 0 91 000 | | | Athletic Supply Inc. | Track Supplies | | 979.00 | |
| 53126 | 05/31/2023 | 461 E 36 6499 AH 001 0 91 000 | | | Athletic Supply Inc. | Boys Soccer Jerseys | | 651.00 | |
| 53126 | 05/31/2023 | 461 E 36 6499 AH 001 0 91 000 | | | Athletic Supply Inc. | Boys Soccer Replacement Jersey | | 58.00 | |
| | | | | | | | | Totals for 53126 | 3,750.00 |
| 53127 | 05/31/2023 | 240 E 35 6341 BK 101 0 99 SCA | | | Brothers Food Service | Breakfast/Lunch Food- Jacob's Well Elementary | | 96.90 | |
| 53127 | 05/31/2023 | 240 E 35 6341 LU 101 0 99 SCA | | | Brothers Food Service | Breakfast/Lunch Food- Jacob's Well Elementary | | 335.10 | |
| 53127 | 05/31/2023 | 240 E 35 6341 BK 001 0 99 SCA | | | Brothers Food Service | Breakfast/Lunch Food | | 43.50 | |
| 53127 | 05/31/2023 | 240 E 35 6341 LU 001 0 99 SCA | | | Brothers Food Service | Breakfast/Lunch Food | | 268.15 | |
| | | | | | | | | Totals for 53127 | 743.65 |
| 53128 | 05/31/2023 | 461 E 36 6499 A8 001 0 91 000 | | | BSN Sports Inc. | Supplies for Basketball Camp | | 201.40 | |
| 53128 | 05/31/2023 | 461 E 36 6499 AA 001 0 91 000 | | | BSN Sports Inc. | Supplies for Basketball Camp | | 201.40 | |
| 53128 | 05/31/2023 | 161 E 36 6399 00 001 0 91 CRC | | | BSN Sports Inc. | Cross Country Supplies | | 148.40 | |
| | | | | | | | | Totals for 53128 | 551.20 |
| 53129 | 05/31/2023 | 161 E 36 6399 00 001 0 91 SOF | | | Cardinal's Sports Center Inc. | Softball Pants | | 288.98 | |
| 53129 | 05/31/2023 | 461 E 36 6499 AG 001 0 91 000 | | | Cardinal's Sports Center Inc. | Softball Pants | | 100.02 | |
| 53129 | 05/31/2023 | 461 E 36 6499 AI 001 0 91 000 | | | Cardinal's Sports Center Inc. | Girls Soccer Replacement Jersey | | 56.50 | |
| | | | | | | | | Totals for 53129 | 445.50 |
| 53130 | 05/31/2023 | 461 E 36 6499 49 102 0 99 000 | | | Coggin, Monica | Muffins for mom | | 97.29 | |
| | | | | | | | | Totals for 53130 | 97.29 |

| CHECK | | CHECK | | ACCOUNT | | INVOICE | | | |
|--------|------------|-------------------------------|--|---------|---------------------------|---|------------------|----------|--|
| NUMBER | DATE | NUMBER | | | VENDOR | DESCRIPTION | | AMOUNT | |
| 53135 | 05/31/2023 | 199 E 51 6319 01 800 0 99 000 | | | Ferguson Enterprises, LLC | Summer Custodial Supplies | | 534.78 | |
| 53135 | 05/31/2023 | 199 E 51 6319 01 804 0 99 000 | | | Ferguson Enterprises, LLC | Summer Custodial Supplies | | 534.79 | |
| 53135 | 05/31/2023 | 199 E 51 6319 01 805 0 99 000 | | | Ferguson Enterprises, LLC | Summer Custodial Supplies | | 534.79 | |
| 53135 | 05/31/2023 | 199 E 51 6319 01 102 0 99 BHP | | | Ferguson Enterprises, LLC | Summer Custodial Supplies | | 534.78 | |
| | | | | | | | Totals for 53135 | 3,743.48 | |
| 53136 | 05/31/2023 | 199 E 51 6299 00 830 0 99 000 | | | Herrgon Maintenance LLC | 22-23 OPEN PO LAWN MAINT SERVICE CONTRACT | | 9,116.67 | |
| | | | | | | | Totals for 53136 | 9,116.67 | |
| 53137 | 05/31/2023 | 461 E 36 6499 49 102 0 99 000 | | | Kelley, Haley | Muffins for moms | | 100.00 | |
| | | | | | | | Totals for 53137 | 100.00 | |
| 53138 | 05/31/2023 | 461 E 36 6499 49 102 0 99 000 | | | Kroening, Mercedes | Muffins for moms | | 74.84 | |
| | | | | | | | Totals for 53138 | 74.84 | |
| 53141 | 05/31/2023 | 240 E 35 6341 BK 101 0 99 000 | | | Labatt Food Service LLC | Breakfast/Lunch Food and Non-Food | | 93.95 | |
| 53141 | 05/31/2023 | 240 E 35 6341 LU 101 0 99 000 | | | Labatt Food Service LLC | Breakfast/Lunch Food and Non-Food | | 2,195.03 | |
| 53141 | 05/31/2023 | 240 E 35 6342 BK 101 0 99 000 | | | Labatt Food Service LLC | Breakfast/Lunch Food and Non-Food | | 26.86 | |
| 53141 | 05/31/2023 | 240 E 35 6342 LU 101 0 99 000 | | | Labatt Food Service LLC | Breakfast/Lunch Food and Non-Food | | 67.57 | |
| 53141 | 05/31/2023 | 240 E 35 6341 BK 101 0 99 SCA | | | Labatt Food Service LLC | Breakfast/Lunch Food and Non-Food | | 86.87 | |
| 53141 | 05/31/2023 | 240 E 35 6341 LU 101 0 99 SCA | | | Labatt Food Service LLC | Breakfast/Lunch Food and Non-Food | | 122.46 | |
| 53141 | 05/31/2023 | 240 E 35 6341 BK 101 0 99 000 | | | Labatt Food Service LLC | Breakfast/Lunch Food and Non-Food | | 167.82 | |
| 53141 | 05/31/2023 | 240 E 35 6341 LU 101 0 99 000 | | | Labatt Food Service LLC | Breakfast/Lunch Food and Non-Food | | 1,604.86 | |
| 53141 | 05/31/2023 | 240 E 35 6342 BK 101 0 99 000 | | | Labatt Food Service LLC | Breakfast/Lunch Food and Non-Food | | 26.85 | |
| 53141 | 05/31/2023 | 240 E 35 6342 LU 101 0 99 000 | | | Labatt Food Service LLC | Breakfast/Lunch Food and Non-Food | | 44.61 | |
| 53141 | 05/31/2023 | 240 E 35 6341 BK 101 0 99 SCA | | | Labatt Food Service LLC | Breakfast/Lunch Food and Non-Food | | 74.26 | |
| 53141 | 05/31/2023 | 240 E 35 6341 LU 101 0 99 SCA | | | Labatt Food Service LLC | Breakfast/Lunch Food and Non-Food | | 104.68 | |
| 53141 | 05/31/2023 | 240 E 35 6341 LU 041 0 99 000 | | | Labatt Food Service LLC | Breakfast/Lunch Food and Non-Food | | 2,367.56 | |
| 53141 | 05/31/2023 | 240 E 35 6341 BK 041 0 99 000 | | | Labatt Food Service LLC | Breakfast/Lunch Food and Non-Food | | 58.09 | |
| 53141 | 05/31/2023 | 240 E 35 6342 BK 041 0 99 000 | | | Labatt Food Service LLC | Breakfast/Lunch Food and Non-Food | | 25.44 | |
| 53141 | 05/31/2023 | 240 E 35 6342 LU 041 0 99 000 | | | Labatt Food Service LLC | Breakfast/Lunch Food and Non-Food | | 39.52 | |
| 53141 | 05/31/2023 | 240 E 35 6341 BK 041 0 99 SCA | | | Labatt Food Service LLC | Breakfast/Lunch Food and Non-Food | | 13.42 | |
| 53141 | 05/31/2023 | 240 E 35 6341 LU 041 0 99 000 | | | Labatt Food Service LLC | Breakfast/Lunch Food and Non-Food | | 2,220.43 | |
| 53141 | 05/31/2023 | 240 E 35 6341 BK 041 0 99 000 | | | Labatt Food Service LLC | Breakfast/Lunch Food and Non-Food | | 106.70 | |
| 53141 | 05/31/2023 | 240 E 35 6342 BK 041 0 99 000 | | | Labatt Food Service LLC | Breakfast/Lunch Food and Non-Food | | 102.63 | |
| 53141 | 05/31/2023 | 240 E 35 6342 LU 041 0 99 000 | | | Labatt Food Service LLC | Breakfast/Lunch Food and Non-Food | | 123.80 | |
| 53141 | 05/31/2023 | 240 E 35 6341 LU 041 0 99 000 | | | Labatt Food Service LLC | Breakfast/Lunch Food and Non-Food | | 246.85 | |
| 53141 | 05/31/2023 | 240 E 35 6341 LU 001 0 99 000 | | | Labatt Food Service LLC | Breakfast/Lunch Food Non-Food Wimberley High School | | 2,040.60 | |
| 53141 | 05/31/2023 | 240 E 35 6341 BK 001 0 99 000 | | | Labatt Food Service LLC | Breakfast/Lunch Food Non-Food Wimberley High School | | 151.65 | |

| CHECK | | CHECK | | ACCOUNT | | INVOICE | | | |
|--------|------------|-------------------------------|--|---------|-------------------------|---|--|------------------|-----------|
| NUMBER | DATE | NUMBER | | | VENDOR | DESCRIPTION | | AMOUNT | |
| 53141 | 05/31/2023 | 240 E 35 6342 BK 001 0 99 000 | | | Labatt Food Service LLC | Breakfast/Lunch Food Non-Food Wimberley High School | | 13.54 | |
| 53141 | 05/31/2023 | 240 E 35 6342 LU 001 0 99 000 | | | Labatt Food Service LLC | Breakfast/Lunch Food Non-Food Wimberley High School | | 13.54 | |
| 53141 | 05/31/2023 | 240 E 35 6341 BK 001 0 99 SCA | | | Labatt Food Service LLC | Breakfast/Lunch Food Non-Food Wimberley High School | | 82.50 | |
| 53141 | 05/31/2023 | 240 E 35 6341 LU 001 0 99 SCA | | | Labatt Food Service LLC | Breakfast/Lunch Food Non-Food Wimberley High School | | 154.03 | |
| 53141 | 05/31/2023 | 240 E 35 6341 LU 001 0 99 000 | | | Labatt Food Service LLC | Breakfast/Lunch Food Non-Food Wimberley High School | | 4,919.82 | |
| 53141 | 05/31/2023 | 240 E 35 6341 BK 001 0 99 000 | | | Labatt Food Service LLC | Breakfast/Lunch Food Non-Food Wimberley High School | | 68.45 | |
| 53141 | 05/31/2023 | 240 E 35 6342 BK 001 0 99 000 | | | Labatt Food Service LLC | Breakfast/Lunch Food Non-Food Wimberley High School | | 28.76 | |
| 53141 | 05/31/2023 | 240 E 35 6342 LU 001 0 99 000 | | | Labatt Food Service LLC | Breakfast/Lunch Food Non-Food Wimberley High School | | 31.73 | |
| 53141 | 05/31/2023 | 240 E 35 6341 BK 001 0 99 SCA | | | Labatt Food Service LLC | Breakfast/Lunch Food Non-Food Wimberley High School | | 134.36 | |
| 53141 | 05/31/2023 | 240 E 35 6341 LU 001 0 99 SCA | | | Labatt Food Service LLC | Breakfast/Lunch Food Non-Food Wimberley High School | | 250.78 | |
| | | | | | | | | Totals for 53141 | 17,810.02 |
| 53142 | 05/31/2023 | 461 E 36 6499 49 102 0 99 000 | | | Lewis, Yvonne | Muffins for moms | | 100.00 | |
| | | | | | | | | Totals for 53142 | 100.00 |
| 53143 | 05/31/2023 | 461 E 36 6499 49 102 0 99 000 | | | Marek, Tiffany | Muffins for moms | | 100.00 | |
| | | | | | | | | Totals for 53143 | 100.00 |
| 53144 | 05/31/2023 | 199 E 41 6219 00 701 0 99 000 | | | Moak Casey LLC | Continuous Improvement Consortium Monthly Dues for May 23 | | 1,200.00 | |
| | | | | | | | | Totals for 53144 | 1,200.00 |
| 53147 | 05/31/2023 | 240 E 35 6341 BK 102 0 99 000 | | | DFA Dairy Brands DALLAS | Breakfast/Lunch Food-Blue Hole Primary | | 77.28 | |
| 53147 | 05/31/2023 | 240 E 35 6341 LU 102 0 99 000 | | | DFA Dairy Brands DALLAS | Breakfast/Lunch Food-Blue Hole Primary | | 231.84 | |
| 53147 | 05/31/2023 | 240 E 35 6341 BK 102 0 99 000 | | | DFA Dairy Brands DALLAS | Breakfast/Lunch Food-Blue Hole Primary | | 77.28 | |
| 53147 | 05/31/2023 | 240 E 35 6341 LU 102 0 99 000 | | | DFA Dairy Brands DALLAS | Breakfast/Lunch Food-Blue Hole Primary | | 231.84 | |
| 53147 | 05/31/2023 | 240 E 35 6341 BK 102 0 99 000 | | | DFA Dairy Brands DALLAS | Breakfast/Lunch Food-Blue Hole Primary | | 68.71 | |
| 53147 | 05/31/2023 | 240 E 35 6341 LU 102 0 99 000 | | | DFA Dairy Brands DALLAS | Breakfast/Lunch Food-Blue Hole Primary | | 206.13 | |
| 53147 | 05/31/2023 | 240 E 35 6341 BK 101 0 99 000 | | | DFA Dairy Brands DALLAS | Breakfast/Lunch Food-Jacob's Well Elementary | | 51.54 | |
| 53147 | 05/31/2023 | 240 E 35 6341 LU 101 0 99 000 | | | DFA Dairy Brands DALLAS | Breakfast/Lunch Food-Jacob's Well Elementary | | 120.26 | |
| 53147 | 05/31/2023 | 240 E 35 6341 BK 101 0 99 000 | | | DFA Dairy Brands DALLAS | Breakfast/Lunch Food-Jacob's Well Elementary | | 67.00 | |
| 53147 | 05/31/2023 | 240 E 35 6341 LU 101 0 99 000 | | | DFA Dairy Brands DALLAS | Breakfast/Lunch Food-Jacob's Well Elementary | | 156.32 | |
| 53147 | 05/31/2023 | 240 E 35 6341 BK 101 0 99 000 | | | DFA Dairy Brands DALLAS | Breakfast/Lunch Food-Jacob's Well Elementary | | 20.61 | |
| 53147 | 05/31/2023 | 240 E 35 6341 LU 101 0 99 000 | | | DFA Dairy Brands DALLAS | Breakfast/Lunch Food-Jacob's Well Elementary | | 48.10 | |
| 53147 | 05/31/2023 | 240 E 35 6341 LU 041 0 99 000 | | | DFA Dairy Brands DALLAS | Breakfast/Lunch Food | | 51.49 | |
| 53147 | 05/31/2023 | 240 E 35 6341 BK 041 0 99 000 | | | DFA Dairy Brands DALLAS | Breakfast/Lunch Food | | 17.17 | |
| 53147 | 05/31/2023 | 240 E 35 6341 LU 041 0 99 000 | | | DFA Dairy Brands DALLAS | Breakfast/Lunch Food | | 79.99 | |
| 53147 | 05/31/2023 | 240 E 35 6341 BK 041 0 99 000 | | | DFA Dairy Brands DALLAS | Breakfast/Lunch Food | | 25.76 | |
| 53147 | 05/31/2023 | 240 E 35 6341 LU 041 0 99 000 | | | DFA Dairy Brands DALLAS | Breakfast/Lunch Food | | 25.78 | |
| 53147 | 05/31/2023 | 240 E 35 6341 BK 041 0 99 000 | | | DFA Dairy Brands DALLAS | Breakfast/Lunch Food | | 8.60 | |

| CHECK | | CHECK | | ACCOUNT | | INVOICE | | | |
|--------|------------|-------------------------------|--|---------|-----------------------------|---|--|------------------|-----------|
| NUMBER | DATE | NUMBER | | | VENDOR | DESCRIPTION | | AMOUNT | |
| 53147 | 05/31/2023 | 240 E 35 6341 LU 001 0 99 000 | | | DFA Dairy Brands DALLAS | Breakfast/Lunch Food | | 67.13 | |
| 53147 | 05/31/2023 | 240 E 35 6341 BK 001 0 99 000 | | | DFA Dairy Brands DALLAS | Breakfast/Lunch Food | | 21.48 | |
| 53147 | 05/31/2023 | 240 E 35 6341 LU 001 0 99 000 | | | DFA Dairy Brands DALLAS | Breakfast/Lunch Food | | 80.03 | |
| 53147 | 05/31/2023 | 240 E 35 6341 BK 001 0 99 000 | | | DFA Dairy Brands DALLAS | Breakfast/Lunch Food | | 25.77 | |
| 53147 | 05/31/2023 | 240 E 35 6341 LU 001 0 99 000 | | | DFA Dairy Brands DALLAS | Breakfast/Lunch Food | | 41.39 | |
| 53147 | 05/31/2023 | 240 E 35 6341 BK 001 0 99 000 | | | DFA Dairy Brands DALLAS | Breakfast/Lunch Food | | 12.89 | |
| | | | | | | | | Totals for 53147 | 1,814.39 |
| 53148 | 05/31/2023 | 199 E 51 6259 10 001 0 99 000 | | | PEC | 2022-2023: Electric - Open PO | | 12,457.54 | |
| 53148 | 05/31/2023 | 199 E 51 6259 10 041 0 99 000 | | | PEC | 2022-2023: Electric - Open PO | | 7,448.46 | |
| 53148 | 05/31/2023 | 199 E 51 6259 10 101 0 99 000 | | | PEC | 2022-2023: Electric - Open PO | | 7,781.04 | |
| 53148 | 05/31/2023 | 199 E 51 6259 10 102 0 99 000 | | | PEC | 2022-2023: Electric - Open PO | | 1,865.33 | |
| 53148 | 05/31/2023 | 199 E 51 6259 10 800 0 99 000 | | | PEC | 2022-2023: Electric - Open PO | | 506.67 | |
| 53148 | 05/31/2023 | 199 E 51 6259 10 801 0 99 000 | | | PEC | 2022-2023: Electric - Open PO | | 406.50 | |
| 53148 | 05/31/2023 | 199 E 51 6259 10 802 0 99 000 | | | PEC | 2022-2023: Electric - Open PO | | 406.50 | |
| 53148 | 05/31/2023 | 199 E 51 6259 10 804 0 99 000 | | | PEC | 2022-2023: Electric - Open PO | | 802.36 | |
| 53148 | 05/31/2023 | 199 E 51 6259 10 805 0 99 000 | | | PEC | 2022-2023: Electric - Open PO | | 406.50 | |
| 53148 | 05/31/2023 | 199 E 51 6259 10 806 0 99 000 | | | PEC | 2022-2023: Electric - Open PO | | 52.90 | |
| 53148 | 05/31/2023 | 199 E 51 6259 10 830 0 99 000 | | | PEC | 2022-2023: Electric - Open PO | | 654.13 | |
| 53148 | 05/31/2023 | 199 E 51 6259 10 836 0 99 000 | | | PEC | 2022-2023: Electric - Open PO | | 6,603.57 | |
| 53148 | 05/31/2023 | 199 E 51 6259 10 806 0 99 000 | | | PEC | 2022-2023: Electric - Open PO | | 162.65 | |
| 53148 | 05/31/2023 | 199 E 51 6259 10 808 0 99 000 | | | PEC | 2022-2023: Electric - Open PO | | 5,267.74 | |
| | | | | | | | | Totals for 53148 | 44,821.89 |
| 53149 | 05/31/2023 | 461 E 36 6499 PV 001 0 99 000 | | | Shelburne Advertising, Inc. | Parking Tags | | 417.50 | |
| | | | | | | | | Totals for 53149 | 417.50 |
| 53150 | 05/31/2023 | 461 E 36 6499 49 102 0 99 000 | | | Skrovan, Lesley | Muffins for moms | | 100.00 | |
| | | | | | | | | Totals for 53150 | 100.00 |
| 53151 | 05/31/2023 | 199 E 34 6319 00 805 0 99 000 | | | Southwest Bus Sales Inc. | Maintenance Items For Transportation | | 1,764.19 | |
| | | | | | | | | Totals for 53151 | 1,764.19 |
| 53152 | 05/31/2023 | 199 E 41 6499 00 701 0 99 000 | | | Tatum, Cassandra | Reimbursement for meal, K. Tatum, S. Mebane, K. Nance. Picnic 5/24 food already gone | | 64.60 | |
| | | | | | | | | Totals for 53152 | 64.60 |
| 53153 | 05/31/2023 | 199 E 23 6411 00 101 0 99 000 | | | TEPSA | PD Summer Conference | | 409.00 | |
| 53153 | 05/31/2023 | 199 E 23 6411 00 101 0 99 000 | | | TEPSA | PD Summer Conference | | 409.00 | |

| CHECK CHECK | | ACCOUNT | | INVOICE | | | | AMOUNT |
|-------------|------------|-------------------------------|--|-------------------------------|--|--|------------------|--------|
| NUMBER | DATE | NUMBER | | VENDOR | DESCRIPTION | | | |
| | | | | | | | Totals for 53153 | 818.00 |
| 53158 | 05/31/2023 | 240 E 35 6341 LU 102 0 99 000 | | The New World Bakery, Inc | Breakfast/Lunch Food | | | 57.60 |
| 53158 | 05/31/2023 | 240 E 35 6341 LU 102 0 99 000 | | The New World Bakery, Inc | Breakfast/Lunch Food | | | 43.20 |
| 53158 | 05/31/2023 | 240 E 35 6341 LU 102 0 99 000 | | The New World Bakery, Inc | Breakfast/Lunch Food | | | 63.00 |
| 53158 | 05/31/2023 | 240 E 35 6341 LU 102 0 99 000 | | The New World Bakery, Inc | Breakfast/Lunch Food Jacob's Well Elementary | | | 82.27 |
| 53158 | 05/31/2023 | 240 E 35 6341 BK 101 0 99 000 | | The New World Bakery, Inc | Breakfast/Lunch Food Jacob's Well Elementary | | | 11.40 |
| 53158 | 05/31/2023 | 240 E 35 6341 LU 102 0 99 000 | | The New World Bakery, Inc | Breakfast/Lunch Food Jacob's Well Elementary | | | 45.85 |
| 53158 | 05/31/2023 | 240 E 35 6341 BK 101 0 99 000 | | The New World Bakery, Inc | Breakfast/Lunch Food Jacob's Well Elementary | | | 8.55 |
| 53158 | 05/31/2023 | 240 E 35 6341 BK 101 0 99 000 | | The New World Bakery, Inc | Breakfast/Lunch Food Jacob's Well Elementary | | | 43.90 |
| 53158 | 05/31/2023 | 240 E 35 6341 LU 102 0 99 000 | | The New World Bakery, Inc | Breakfast/Lunch Food Jacob's Well Elementary | | | 57.75 |
| 53158 | 05/31/2023 | 240 E 35 6341 BK 101 0 99 000 | | The New World Bakery, Inc | Breakfast/Lunch Food Jacob's Well Elementary | | | 8.55 |
| 53158 | 05/31/2023 | 240 E 35 6341 LU 041 0 99 000 | | The New World Bakery, Inc | Breakfast/Lunch Food-Danforth JH | | | 84.98 |
| 53158 | 05/31/2023 | 240 E 35 6341 BK 041 0 99 000 | | The New World Bakery, Inc | Breakfast/Lunch Food-Danforth JH | | | 9.50 |
| 53158 | 05/31/2023 | 240 E 35 6341 LU 041 0 99 000 | | The New World Bakery, Inc | Breakfast/Lunch Food-Danforth JH | | | -34.22 |
| 53158 | 05/31/2023 | 240 E 35 6341 LU 041 0 99 000 | | The New World Bakery, Inc | Breakfast/Lunch Food-Danforth JH | | | 34.22 |
| 53158 | 05/31/2023 | 240 E 35 6341 LU 041 0 99 000 | | The New World Bakery, Inc | Breakfast/Lunch Food-Danforth JH | | | 44.64 |
| 53158 | 05/31/2023 | 240 E 35 6341 LU 041 0 99 000 | | The New World Bakery, Inc | Breakfast/Lunch Food-Danforth JH | | | 81.00 |
| 53158 | 05/31/2023 | 240 E 35 6341 BK 041 0 99 000 | | The New World Bakery, Inc | Breakfast/Lunch Food-Danforth JH | | | 9.50 |
| 53158 | 05/31/2023 | 240 E 35 6341 LU 001 0 99 000 | | The New World Bakery, Inc | Breakfast/Lunch Food High School | | | 48.24 |
| 53158 | 05/31/2023 | 240 E 35 6341 LU 001 0 99 000 | | The New World Bakery, Inc | Breakfast/Lunch Food High School | | | -5.40 |
| 53158 | 05/31/2023 | 240 E 35 6341 LU 001 0 99 000 | | The New World Bakery, Inc | Breakfast/Lunch Food High School | | | 28.80 |
| 53158 | 05/31/2023 | 240 E 35 6341 BK 001 0 99 000 | | The New World Bakery, Inc | Breakfast/Lunch Food High School | | | 13.30 |
| 53158 | 05/31/2023 | 240 E 35 6341 LU 001 0 99 000 | | The New World Bakery, Inc | Breakfast/Lunch Food High School | | | 5.40 |
| 53158 | 05/31/2023 | 240 E 35 6341 LU 001 0 99 000 | | The New World Bakery, Inc | Breakfast/Lunch Food High School | | | 60.84 |
| 53158 | 05/31/2023 | 240 E 35 6341 BK 001 0 99 000 | | The New World Bakery, Inc | Breakfast/Lunch Food High School | | | 31.00 |
| 53158 | 05/31/2023 | 240 E 35 6341 LU 001 0 99 000 | | The New World Bakery, Inc | Breakfast/Lunch Food High School | | | 63.00 |
| 53158 | 05/31/2023 | 240 E 35 6341 LU 001 0 99 000 | | The New World Bakery, Inc | Breakfast/Lunch Food High School | | | 28.80 |
| 53158 | 05/31/2023 | 240 E 35 6341 BK 001 0 99 000 | | The New World Bakery, Inc | Breakfast/Lunch Food High School | | | 13.30 |
| 53158 | 05/31/2023 | 240 E 35 6341 LU 001 0 99 000 | | The New World Bakery, Inc | Breakfast/Lunch Food High School | | | -3.78 |
| 53158 | 05/31/2023 | 240 E 35 6341 BK 001 0 99 000 | | The New World Bakery, Inc | Breakfast/Lunch Food High School | | | -1.26 |
| | | | | | | | Totals for 53158 | 933.93 |
| 53159 | 05/31/2023 | 162 E 13 6495 00 041 0 99 000 | | TMEA | Dues for TMEA Apolinar | | | 195.00 |
| 53159 | 05/31/2023 | 162 E 13 6495 00 041 0 99 000 | | TMEA | Dues TMEA Spano | | | 135.00 |
| | | | | | | | Totals for 53159 | 330.00 |
| 53160 | 05/31/2023 | 199 E 13 6411 00 001 0 99 MTH | | University Of Texas At Austin | AP Summer Institute Calculus | | | 595.00 |
| | | | | | | | Totals for 53160 | 595.00 |

| CHECK CHECK | | ACCOUNT | | INVOICE | | AMOUNT |
|-------------|------------|-------------------------------|--------------------------------|--|--------------------|------------|
| NUMBER | DATE | NUMBER | VENDOR | DESCRIPTION | | |
| 53162 | 05/31/2023 | 199 E 51 6319 00 830 0 99 000 | Wimberley Ace Hardware | MARCH - AUG 22-23 OPEN PO FOR MAINT SUPPLIES AND MATERIALS | | 44.38 |
| 53162 | 05/31/2023 | 199 E 51 6319 00 830 0 99 000 | Wimberley Ace Hardware | MARCH - AUG 22-23 OPEN PO FOR MAINT SUPPLIES AND MATERIALS | | 14.99 |
| 53162 | 05/31/2023 | 199 E 51 6319 00 102 0 99 BHP | Wimberley Ace Hardware | MARCH - AUG 22-23 OPEN PO FOR MAINT SUPPLIES AND MATERIALS | | 3.58 |
| 53162 | 05/31/2023 | 199 E 51 6319 00 830 0 99 000 | Wimberley Ace Hardware | MARCH - AUG 22-23 OPEN PO FOR MAINT SUPPLIES AND MATERIALS | | 35.68 |
| 53162 | 05/31/2023 | 199 E 51 6319 00 830 0 99 000 | Wimberley Ace Hardware | MARCH - AUG 22-23 OPEN PO FOR MAINT SUPPLIES AND MATERIALS | | 13.99 |
| | | | | | Totals for 53162 | 112.62 |
| 53163 | 05/31/2023 | 493 L 00 2310 00 000 0 00 000 | Wimberley Education Foundation | Balance of WEF Accounts for FY23, Reimb. For Mini Grant | | 556.17 |
| | | | | | Money Not Expended | |
| 53163 | 05/31/2023 | 493 L 00 2310 00 000 0 00 000 | Wimberley Education Foundation | Balance of WEF Accounts for FY23, Reimb. For Grant Money | | 633.44 |
| | | | | | Not Expended | |
| | | | | | Totals for 53163 | 1,189.61 |
| | | | | | Totals for checks | 464,885.68 |

FUND SUMMARY

| <u>FUND</u> | <u>DESCRIPTION</u> | <u>BALANCE SHEET</u> | <u>REVENUE</u> | <u>EXPENSE</u> | <u>TOTAL</u> |
|-------------|------------------------------|----------------------|----------------|----------------|--------------|
| 161 | Athletics Fund | 4,411.96 | 0.00 | 14,256.78 | 18,668.74 |
| 162 | Band | 0.00 | 0.00 | 1,513.56 | 1,513.56 |
| 195 | ERATE/Technology | 0.00 | 0.00 | 35,588.68 | 35,588.68 |
| 199 | General Operating Fund | 40.00 | 0.00 | 265,999.93 | 266,039.93 |
| 240 | Food Service Fund | 0.00 | 1,057.00 | 54,324.88 | 55,381.88 |
| 244 | CARL PERKINS, TITLE I PART C | 0.00 | 0.00 | 2,990.00 | 2,990.00 |
| 461 | Campus Activity Funds | 0.00 | 0.00 | 50,734.66 | 50,734.66 |
| 493 | WISD Education Foundation | 1,189.61 | 0.00 | 670.70 | 1,860.31 |
| 711 | Afterschool Program | 0.00 | 0.00 | 1,323.23 | 1,323.23 |
| 829 | Scholarship Funds | 0.00 | 0.00 | 750.00 | 750.00 |
| 865 | ACTIVITY FUND | 0.00 | 0.00 | 30,034.69 | 30,034.69 |
| *** | Fund Summary Totals *** | 5,641.57 | 1,057.00 | 458,187.11 | 464,885.68 |

***** End of report *****

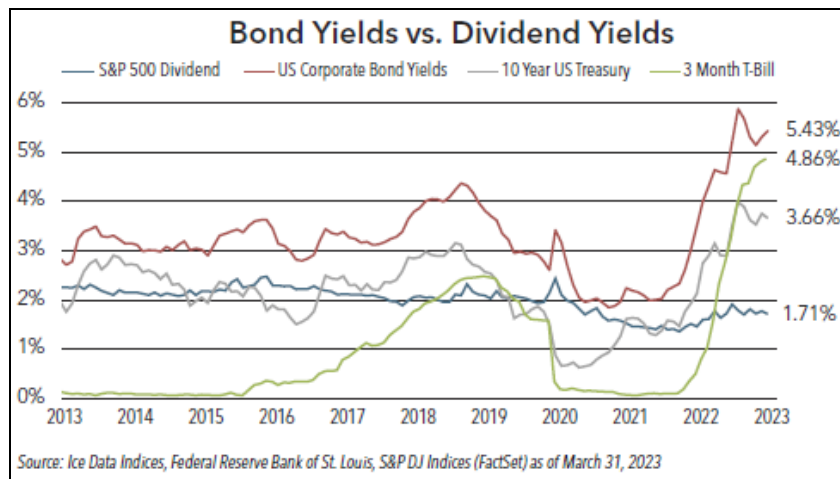
Portfolio Investments Summary

3rd Quarter Ending May 31, 2023

Your Portfolio:

Now that the US debt ceiling drama is behind us, the Feds will once again be focused on controlling inflation while monitoring financial conditions to ensure they do not force the US into an unnecessary recession. Even though rates hiked again during May, taking the target Fed Fund Rate to 5.00-5.25%, during this week’s meeting on Tuesday the Feds left the rates unchanged, but warned that additional tightening could be possible in the months ahead – possibly to 5.25-5.5% during the July meeting (Saphir & Derby, 2023).

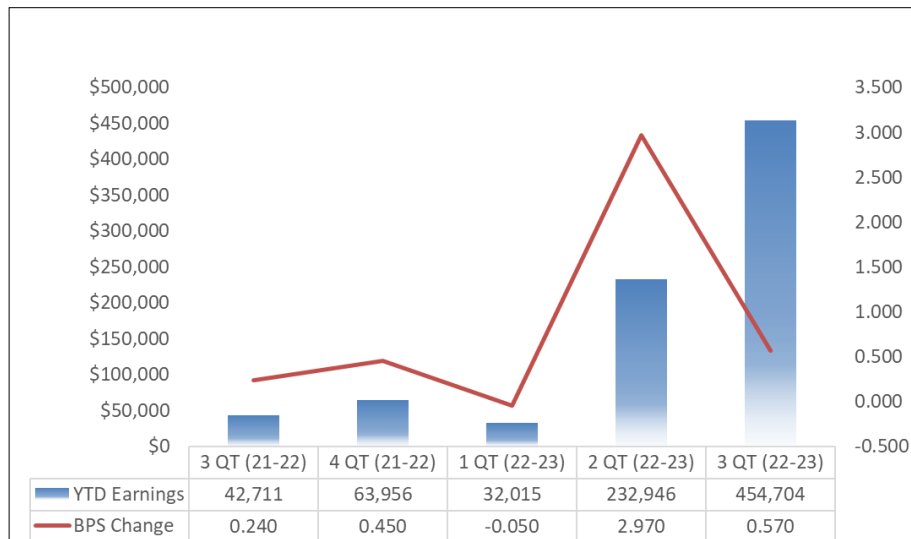
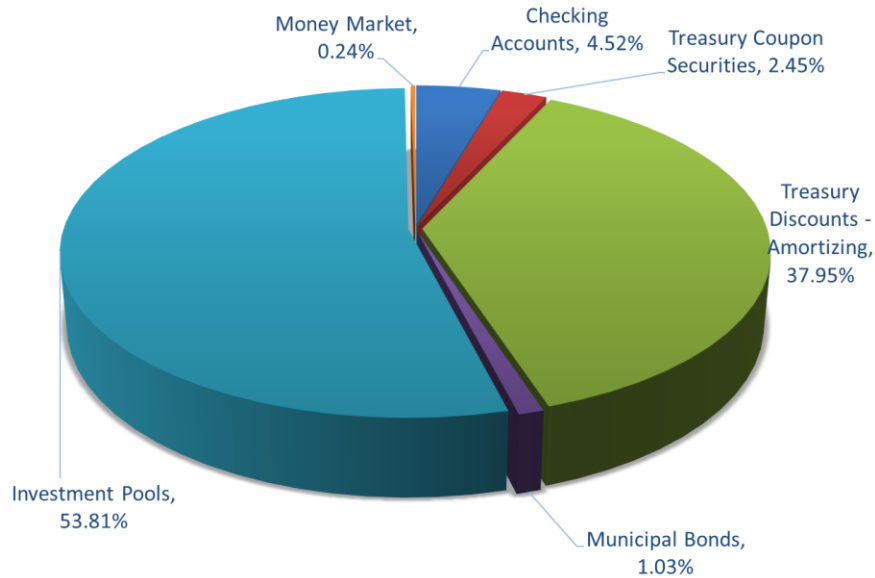
Even though the rapid rise in interest rates is hurting parts of the economy, the recent events such as the bank failures, the federal debt ceiling debates, the war in Ukraine, etc., have contributed to fixed income boasting a positive return above 3%. The chart below depicts how bonds are currently offering more attractive yields than other assets (FNBO, 2023).



Considering the fact that the path of rates is difficult to predict, it is worthwhile noticing that its prudent to lock in some yields in order to protect against decreasing rates and investment pool yields in the near future, recommends TCG. Current treasury bond yields are between 4.51-5.35% in the 3-month to 24-month maturity (Light, 2023).

Given the current environment, the district is currently focusing on its investment pool and treasury and agency bonds due to their attractive yields. The 3rd QT total earnings were \$454,704, at an effective rate of return of 4.46% (increase 0.57 BPS) as depicted in Figure 2. The average daily balance was \$40.4M (increase of 67% from the previous quarter). The entire portfolio’s ending book value was \$38,728,191 with a market value of \$38,705,903 as of the end of the 3rd QT. Figure 1 below shows the District’s investments portfolio asset allocation by investment type.

**Figure 1: Investment Portfolio Allocation
3 QT Ending May 31, 2023**



References

FNBO (2023) – *2nd Quarter Economic and Financial Market Commentary*.
<https://www.fnbo.com/content/dam/fnbo/documents/wealth/wealth-commentary-q2-2023.pdf>

Light, E. (2023, June 6). TCG – *Quarterly Investment Update: 3 QT 2022-23*. Internal email communication.

Saphir, A. & Derby, M. (2023, June 13) – *Fed Kicks Off Meeting-by-Meeting Policymaking Amid High Uncertainty*.
<https://www.reuters.com/markets/rates-bonds/fed-kicks-off-meeting-by-meeting-policymaking-amid-high-uncertainty-2023-06-13/>

Wimberley Independent School District

Quarterly Investment Portfolio Report

Month Ending May 31, 2023



**Wimberley ISD
Portfolio Management
Portfolio Summary
May 31, 2023**

TCG Advisors, a HUB Intl Co
900 S Capital of Texas Hwy
350
Austin, TX 78746
(512)600-5200

| Investments | Par Value | Market Value | Book Value | % of Portfolio | Term | Days to Maturity | YTM 365 Equiv. |
|---|----------------------|----------------------|----------------------|-----------------------|-------------|-------------------------|-----------------------|
| Checking Accounts | 1,749,829.85 | 1,749,829.85 | 1,749,829.85 | 4.52 | 1 | 1 | 0.000 |
| Treasury Coupon Securities | 951,000.00 | 935,243.21 | 950,639.73 | 2.45 | 728 | 120 | 0.354 |
| Treasury Discounts -Amortizing | 14,791,000.00 | 14,689,282.87 | 14,696,174.34 | 37.95 | 135 | 48 | 5.004 |
| Municipal Bonds | 400,000.00 | 400,000.00 | 400,000.00 | 1.03 | 693 | 0 | 0.260 |
| Investment Pools | 20,840,353.18 | 20,840,353.18 | 20,840,353.18 | 53.81 | 1 | 1 | 5.230 |
| Money Markets | 91,193.74 | 91,193.74 | 91,193.74 | 0.24 | 1 | 1 | 4.390 |
| Investments | 38,823,376.77 | 38,705,902.85 | 38,728,190.84 | 100.00% | 77 | 22 | 4.735 |
| Cash and Accrued Interest | | | | | | | |
| Accrued Interest at Purchase | | 0.00 | 0.00 | | | | |
| Ending Accrued Interest | | 4,305.02 | 4,305.02 | | | | |
| Subtotal | | 4,305.02 | 4,305.02 | | | | |
| Total Cash and Investments Value | 38,823,376.77 | 38,710,207.87 | 38,732,495.86 | | 77 | 22 | 4.735 |

| Total Earnings | May 31 Period Ending |
|---------------------------------|-----------------------------|
| Current Year | 454,704.28 |
| Average Daily Balance | 40,486,361.85 |
| Effective Rate of Return | 4.46% |

Moises Santiago, Chief Financial Officer



**Wimberley ISD
Fund ACT - Activity
Investments by Fund
May 31, 2023**

TCG Advisors, a HUB Intl Co
900 S Capital of Texas Hwy
350
Austin, TX 78746
(512)600-5200

| CUSIP | Investment # | Issuer | Purchase Date | Book Value | Par Value | Market Value | Current Rate | YTM 360 | YTM 365 | Maturity Days To Date Maturity |
|--------------------------------------|--------------|------------------|---------------|-------------------|-------------------|-------------------|--------------|--------------|--------------|--------------------------------|
| Checking Accounts | | | | | | | | | | |
| 1112 | 10400 | Wells Fargo Bank | 01/01/2019 | 697,335.83 | 697,335.83 | 697,335.83 | | | | 1 |
| Subtotal and Average | | | | 697,335.83 | 697,335.83 | 697,335.83 | | 0.000 | 0.000 | 1 |
| Investment Pools | | | | | | | | | | |
| SYS10417 | 10441 | LoneStar | 03/06/2020 | 9,286.96 | 9,286.96 | 9,286.96 | 5.230 | 5.158 | 5.230 | 1 |
| Subtotal and Average | | | | 9,286.96 | 9,286.96 | 9,286.96 | | 5.158 | 5.230 | 1 |
| Total Investments and Average | | | | 706,622.79 | 706,622.79 | 706,622.79 | | 0.068 | 0.069 | 1 |

**Fund CP - Capital Projects
Investments by Fund
May 31, 2023**

| CUSIP | Investment # | Issuer | Purchase Date | Book Value | Par Value | Market Value | Current Rate | YTM 360 | YTM 365 | Maturity Days To Date Maturity |
|--------------------------------------|--------------|------------------|---------------|-------------|-------------|--------------|--------------|--------------|--------------|--------------------------------|
| Checking Accounts | | | | | | | | | | |
| 1112 | 10411 | Wells Fargo Bank | 01/01/2019 | 0.00 | 0.00 | 0.00 | | | | 1 |
| Subtotal and Average | | | | 0.00 | 0.00 | 0.00 | | 0.000 | 0.000 | 0 |
| Total Investments and Average | | | | 0.00 | 0.00 | 0.00 | | 0.000 | 0.000 | 0 |

**Fund IS - Interest and Sinking
Investments by Fund
May 31, 2023**

| CUSIP | Investment # | Issuer | Purchase Date | Book Value | Par Value | Market Value | Current Rate | YTM 360 | YTM 365 | Maturity Days To Date Maturity |
|--------------------------------------|--------------|------------------|---------------|---------------------|---------------------|---------------------|--------------|--------------|--------------|--------------------------------|
| Checking Accounts | | | | | | | | | | |
| 1112 | 10412 | Wells Fargo Bank | 01/01/2019 | 154.70 | 154.70 | 154.70 | | | | 1 |
| Subtotal and Average | | | | 154.70 | 154.70 | 154.70 | | 0.000 | 0.000 | 1 |
| Investment Pools | | | | | | | | | | |
| SYS10417 | 10433 | LoneStar | 01/01/2019 | 4,078,824.27 | 4,078,824.27 | 4,078,824.27 | 5.230 | 5.158 | 5.230 | 1 |
| Subtotal and Average | | | | 4,078,824.27 | 4,078,824.27 | 4,078,824.27 | | 5.158 | 5.230 | 1 |
| Total Investments and Average | | | | 4,078,978.97 | 4,078,978.97 | 4,078,978.97 | | 5.158 | 5.230 | 1 |

**Fund ACTPYB - Accounts Payable
Investments by Fund
May 31, 2023**

| CUSIP | Investment # | Issuer | Purchase Date | Book Value | Par Value | Market Value | Current Rate | YTM 360 | YTM 365 | Maturity Days To Date Maturity |
|--------------------------------------|--------------|------------------|---------------|-------------------|-------------------|-------------------|--------------|--------------|--------------|--------------------------------|
| Checking Accounts | | | | | | | | | | |
| 1112 | 10414 | Wells Fargo Bank | 01/01/2019 | 201,214.54 | 201,214.54 | 201,214.54 | | | | 1 |
| Subtotal and Average | | | | 201,214.54 | 201,214.54 | 201,214.54 | | 0.000 | 0.000 | 1 |
| Total Investments and Average | | | | 201,214.54 | 201,214.54 | 201,214.54 | | 0.000 | 0.000 | 1 |

**Fund GEN - General
Investments by Fund
May 31, 2023**

| CUSIP | Investment # | Issuer | Purchase Date | Book Value | Par Value | Market Value | Current Rate | YTM 360 | YTM 365 | Maturity Date | Days To Maturity |
|---------------------------------------|--------------|----------------------------|---------------|----------------------|----------------------|----------------------|--------------|--------------|--------------|---------------|------------------|
| Checking Accounts | | | | | | | | | | | |
| 1112 | 10413 | Wells Fargo Bank | 01/01/2019 | 543,847.94 | 543,847.94 | 543,847.94 | | | | | 1 |
| Subtotal and Average | | | | 543,847.94 | 543,847.94 | 543,847.94 | | 0.000 | 0.000 | | 1 |
| Treasury Discounts -Amortizing | | | | | | | | | | | |
| 912797FN2 | 10495 | U.S. Treasury | 02/16/2023 | 3,422,584.50 | 3,428,000.00 | 3,422,078.13 | 4.742 | 4.882 | 4.950 | 06/13/2023 | 12 |
| 912796Y37 | 10496 | U.S. Treasury | 02/16/2023 | 4,183,035.83 | 4,218,000.00 | 4,180,067.95 | 4.738 | 4.912 | 4.980 | 08/03/2023 | 63 |
| Subtotal and Average | | | | 7,605,620.33 | 7,646,000.00 | 7,602,146.08 | | 4.899 | 4.967 | | 40 |
| Investment Pools | | | | | | | | | | | |
| SYS10417 | 10432 | LoneStar | 01/01/2019 | 16,752,241.95 | 16,752,241.95 | 16,752,241.95 | 5.230 | 5.158 | 5.230 | | 1 |
| Subtotal and Average | | | | 16,752,241.95 | 16,752,241.95 | 16,752,241.95 | | 5.158 | 5.230 | | 1 |
| Money Markets | | | | | | | | | | | |
| TD MM | 10466 | TD Ameritrade Money Market | 05/12/2021 | 2,325.56 | 2,325.56 | 2,325.56 | 4.390 | 4.329 | 4.390 | | 1 |
| Subtotal and Average | | | | 2,325.56 | 2,325.56 | 2,325.56 | | 4.330 | 4.390 | | 1 |
| Total Investments and Average | | | | 24,904,035.78 | 24,944,415.45 | 24,900,561.53 | | 4.966 | 5.035 | | 12 |

**Fund PYRLL - Payroll
Investments by Fund
May 31, 2023**

| CUSIP | Investment # | Issuer | Purchase Date | Book Value | Par Value | Market Value | Current Rate | YTM 360 | YTM 365 | Maturity Days To Date Maturity |
|--------------------------------------|--------------|------------------|---------------|-------------------|-------------------|-------------------|--------------|--------------|--------------|--------------------------------|
| Checking Accounts | | | | | | | | | | |
| 1112 | 10415 | Wells Fargo Bank | 01/01/2019 | 307,276.84 | 307,276.84 | 307,276.84 | | | | 1 |
| Subtotal and Average | | | | 307,276.84 | 307,276.84 | 307,276.84 | | 0.000 | 0.000 | 1 |
| Total Investments and Average | | | | 307,276.84 | 307,276.84 | 307,276.84 | | 0.000 | 0.000 | 1 |

Fund CP2018 - Capital Projects 2018
Investments by Fund
May 31, 2023

| CUSIP | Investment # | Issuer | Purchase Date | Book Value | Par Value | Market Value | Current Rate | YTM 360 | YTM 365 | Maturity Days To Date Maturity |
|--------------------------------------|--------------|----------|---------------|-------------|-------------|--------------|--------------|--------------|--------------|--------------------------------|
| Investment Pools | | | | | | | | | | |
| SYS10417 | 10418 | LoneStar | 01/01/2019 | 0.00 | 0.00 | 0.00 | 3.990 | 3.935 | 3.990 | 1 |
| Subtotal and Average | | | | 0.00 | 0.00 | 0.00 | 0.000 | 0.000 | 0.000 | 0 |
| Total Investments and Average | | | | 0.00 | 0.00 | 0.00 | 0.000 | 0.000 | 0.000 | 0 |

**Fund DBTSRV - Debt Service
Investments by Fund
May 31, 2023**

| CUSIP | Investment # | Issuer | Purchase Date | Book Value | Par Value | Market Value | Current Rate | YTM 360 | YTM 365 | Maturity Date | Days To Maturity |
|---------------------------------------|--------------|----------------------------|---------------|---------------------|---------------------|---------------------|--------------|--------------|--------------|---------------|------------------|
| Treasury Coupon Securities | | | | | | | | | | | |
| 91282CCU3 | 10481 | U.S. Treasury | 09/02/2021 | 499,903.03 | 500,000.00 | 493,457.00 | 0.125 | 0.202 | 0.205 | 08/31/2023 | 91 |
| 91282CDD0 | 10484 | U.S. Treasury | 11/02/2021 | 450,736.70 | 451,000.00 | 441,786.21 | 0.375 | 0.511 | 0.518 | 10/31/2023 | 152 |
| Subtotal and Average | | | | 950,639.73 | 951,000.00 | 935,243.21 | | 0.349 | 0.354 | | 119 |
| Treasury Discounts -Amortizing | | | | | | | | | | | |
| 912796Y37 | 10494 | U.S. Treasury | 02/16/2023 | 4,056,097.14 | 4,090,000.00 | 4,053,219.04 | 4.738 | 4.912 | 4.980 | 08/03/2023 | 63 |
| 912796ZZ5 | 10497 | U.S. Treasury | 05/17/2023 | 3,034,456.87 | 3,055,000.00 | 3,033,917.75 | 4.945 | 5.058 | 5.128 | 07/20/2023 | 49 |
| Subtotal and Average | | | | 7,090,554.01 | 7,145,000.00 | 7,087,136.79 | | 4.975 | 5.044 | | 57 |
| Municipal Bonds | | | | | | | | | | | |
| 223663KW4 | 10476 | COWETA CO GA WTR-A | 07/08/2021 | 400,000.00 | 400,000.00 | 400,000.00 | 2.000 | 0.256 | 0.260 | 06/01/2023 | 0 |
| Subtotal and Average | | | | 400,000.00 | 400,000.00 | 400,000.00 | | 0.256 | 0.260 | | 0 |
| Money Markets | | | | | | | | | | | |
| TD MM | 10448 | TD Ameritrade Money Market | 10/14/2020 | 88,868.18 | 88,868.18 | 88,868.18 | 4.390 | 4.329 | 4.390 | | 1 |
| Subtotal and Average | | | | 88,868.18 | 88,868.18 | 88,868.18 | | 4.330 | 4.390 | | 1 |
| Total Investments and Average | | | | 8,530,061.92 | 8,584,868.18 | 8,511,248.18 | | 4.231 | 4.290 | | 60 |



**Wimberley ISD
Summary by Type
May 31, 2023
Grouped by Fund**

TCG Advisors, a HUB Intl Co
900 S Capital of Texas Hwy
350
Austin, TX 78746
(512)600-5200

| Security Type | Number of Investments | Par Value | Book Value | % of Portfolio | Average YTM 365 | Average Days to Maturity |
|------------------------------------|--------------------------|----------------------|----------------------|-------------------|--------------------|-----------------------------|
| Fund: Activity | | | | | | |
| Investment Pools | 1 | 9,286.96 | 9,286.96 | 0.02 | 5.230 | 1 |
| Checking Accounts | 1 | 697,335.83 | 697,335.83 | 1.80 | 0.000 | 1 |
| Subtotal | 2 | 706,622.79 | 706,622.79 | 1.82 | 0.069 | 1 |
| Fund: Accounts Payable | | | | | | |
| Checking Accounts | 1 | 201,214.54 | 201,214.54 | 0.52 | 0.000 | 1 |
| Subtotal | 1 | 201,214.54 | 201,214.54 | 0.52 | 0.000 | 1 |
| Fund: Capital Projects | | | | | | |
| Checking Accounts | 1 | 0.00 | 0.00 | 0.00 | 0.000 | 0 |
| Subtotal | 1 | 0.00 | 0.00 | 0.00 | 0.000 | 0 |
| Fund: Capital Projects 2018 | | | | | | |
| Investment Pools | 1 | 0.00 | 0.00 | 0.00 | 0.000 | 0 |
| Subtotal | 1 | 0.00 | 0.00 | 0.00 | 0.000 | 0 |
| Fund: Debt Service | | | | | | |
| Municipal Bonds | 1 | 400,000.00 | 400,000.00 | 1.03 | 0.260 | 0 |
| Money Markets | 1 | 88,868.18 | 88,868.18 | 0.23 | 4.390 | 1 |
| Treasury Coupon Securities | 2 | 951,000.00 | 950,639.73 | 2.45 | 0.354 | 120 |
| Treasury Discounts -Amortizing | 2 | 7,145,000.00 | 7,090,554.01 | 18.31 | 5.044 | 57 |
| Subtotal | 6 | 8,584,868.18 | 8,530,061.92 | 22.02 | 4.290 | 61 |
| Fund: General | | | | | | |
| Investment Pools | 1 | 16,752,241.95 | 16,752,241.95 | 43.26 | 5.230 | 1 |
| Money Markets | 1 | 2,325.56 | 2,325.56 | 0.01 | 4.390 | 1 |
| Treasury Discounts -Amortizing | 2 | 7,646,000.00 | 7,605,620.33 | 19.64 | 4.967 | 40 |
| Checking Accounts | 1 | 543,847.94 | 543,847.94 | 1.40 | 0.000 | 1 |
| Subtotal | 5 | 24,944,415.45 | 24,904,035.78 | 64.31 | 5.035 | 13 |
| Fund: Interest and Sinking | | | | | | |

Wimberley ISD
 Summary by Type
 May 31, 2023
 Grouped by Fund

| Security Type | Number of Investments | Par Value | Book Value | % of Portfolio | Average YTM 365 | Average Days to Maturity |
|-----------------------------------|--------------------------|----------------------|----------------------|-------------------|--------------------|-----------------------------|
| Fund: Interest and Sinking | | | | | | |
| Investment Pools | 1 | 4,078,824.27 | 4,078,824.27 | 10.53 | 5.230 | 1 |
| Checking Accounts | 1 | 154.70 | 154.70 | 0.00 | 0.000 | 1 |
| Subtotal | 2 | 4,078,978.97 | 4,078,978.97 | 10.53 | 5.230 | 1 |
| Fund: Payroll | | | | | | |
| Checking Accounts | 1 | 307,276.84 | 307,276.84 | 0.79 | 0.000 | 1 |
| Subtotal | 1 | 307,276.84 | 307,276.84 | 0.79 | 0.000 | 1 |
| Total and Average | 19 | 38,823,376.77 | 38,728,190.84 | 100.00 | 4.735 | 22 |



Wimberley ISD
Cash Reconciliation Report
For the Period March 1, 2023 - May 31, 2023
Grouped by Fund

TCG Advisors, a HUB Intl Co
 900 S Capital of Texas Hwy
 350
 Austin, TX 78746
 (512)600-5200

| Trans. Date | Investment # | Fund | Trans. Type | Security ID | Par Value | Security Description | Maturity Date | Purchases | Interest | Redemptions | Cash |
|---------------------|--------------|--------|-------------|-------------|--------------|---------------------------------|---------------|----------------------|-----------------|---------------------|---------------------|
| Debt Service | | | | | | | | | | | |
| 04/30/2023 | 10484 | DBTSRV | Interest | 91282CDD0 | 451,000.00 | USTR 0.5M 0.38% Mat. 10/31/2023 | 10/31/2023 | 0.00 | 845.63 | 0.00 | 845.63 |
| 05/01/2023 | 10473 | DBTSRV | Interest | 230198JY0 | 500,000.00 | CULLMA 0.5M 2.00% Mat. | 05/01/2023 | 0.00 | 5,000.00 | 0.00 | 5,000.00 |
| 05/01/2023 | 10473 | DBTSRV | Maturity | 230198JY0 | 500,000.00 | CULLMA 0.5M 2.00% Mat. | 05/01/2023 | 0.00 | 0.00 | 500,000.00 | 500,000.00 |
| 05/16/2023 | 10493 | DBTSRV | Maturity | 912797FE2 | 3,035,000.00 | USTR 3.0M 4.63% Mat. 05/16/2023 | 05/16/2023 | 0.00 | 0.00 | 3,035,000.00 | 3,035,000.00 |
| 05/17/2023 | 10497 | DBTSRV | Purchase | 912796ZZ5 | 3,055,000.00 | USTR 3.1M 4.95% Mat. 07/20/2023 | 07/20/2023 | -3,028,168.16 | 0.00 | 0.00 | -3,028,168.16 |
| 05/31/2023 | 10472 | DBTSRV | Interest | 91282CCD1 | 75,000.00 | USTR 0.1M 0.13% Mat. 05/31/2023 | 05/31/2023 | 0.00 | 46.88 | 0.00 | 46.88 |
| 05/31/2023 | 10472 | DBTSRV | Maturity | 91282CCD1 | 75,000.00 | USTR 0.1M 0.13% Mat. 05/31/2023 | 05/31/2023 | 0.00 | 0.00 | 75,000.00 | 75,000.00 |
| Subtotal | | | | | | | | -3,028,168.16 | 5,892.51 | 3,610,000.00 | 587,724.35 |
| General | | | | | | | | | | | |
| 05/01/2023 | 10475 | GEN | Interest | 510336SR2 | 1,000,000.00 | LAKEOR 1.0M 0.30% Mat. | 05/01/2023 | 0.00 | 1,500.00 | 0.00 | 1,500.00 |
| 05/01/2023 | 10475 | GEN | Maturity | 510336SR2 | 1,000,000.00 | LAKEOR 1.0M 0.30% Mat. | 05/01/2023 | 0.00 | 0.00 | 1,000,000.00 | 1,000,000.00 |
| Subtotal | | | | | | | | 0.00 | 1,500.00 | 1,000,000.00 | 1,001,500.00 |
| Total | | | | | | | | -3,028,168.16 | 7,392.51 | 4,610,000.00 | 1,589,224.35 |



**Wimberley ISD
Purchases Report
Sorted by Fund - Maturity Date
March 1, 2023 - May 31, 2023**

TCG Advisors, a HUB Intl Co
900 S Capital of Texas Hwy
350
Austin, TX 78746
(512)600-5200

| CUSIP | Investment # | Fund | Sec. Type | Issuer | Original Par Value | Purchase Date | Payment Periods | Principal Purchased | Accrued Interest at Purchase | Rate at Purchase | Maturity Date | YTM | Ending Book Value |
|---------------------|--------------|--------|-----------|------------------------|---------------------|---------------|---------------------|---------------------|------------------------------|------------------|---------------|-------|---------------------|
| Debt Service | | | | | | | | | | | | | |
| 912796ZZ5 | 10497 | DBTSRV | ATD | USTR | 3,055,000.00 | 05/17/2023 | 07/20 - At Maturity | 3,028,168.16 | | 4.945 | 07/20/2023 | 5.058 | 3,034,456.87 |
| | | | | Subtotal | 3,055,000.00 | | | 3,028,168.16 | 0.00 | | | | 3,034,456.87 |
| | | | | Total Purchases | 3,055,000.00 | | | 3,028,168.16 | 0.00 | | | | 3,034,456.87 |



**Wimberley ISD
Maturity Report
Sorted by Maturity Date
Amounts due during March 1, 2023 - May 31, 2023**

TCG Advisors, a HUB Intl Co
900 S Capital of Texas Hwy
350
Austin, TX 78746
(512)600-5200

| CUSIP | Investment # | Fund | Sec. Type | Issuer | Par Value | Maturity Date | Purchase Date | Rate at Maturity | Book Value at Maturity | Interest | Maturity Proceeds | Net Income |
|-------------------------|--------------|--------|-----------|--------|---------------------|---------------|---------------|------------------|------------------------|-----------------|---------------------|-----------------|
| 230198JY0 | 10473 | DBTSRV | MUN | CULLMA | 500,000.00 | 05/01/2023 | 06/24/2021 | 2.000 | 500,000.00 | 5,000.00 | 505,000.00 | 5,000.00 |
| 510336SR2 | 10475 | GEN | MUN | LAKEOR | 1,000,000.00 | 05/01/2023 | 06/29/2021 | 0.300 | 1,000,000.00 | 1,500.00 | 1,001,500.00 | 1,500.00 |
| 912797FE2 | 10493 | DBTSRV | ATD | USTR | 3,035,000.00 | 05/16/2023 | 02/16/2023 | 4.634 | 3,035,000.00 | 0.00 | 3,035,000.00 | 0.00 |
| 91282CCD1 | 10472 | DBTSRV | TRC | USTR | 75,000.00 | 05/31/2023 | 06/10/2021 | 0.125 | 75,000.00 | 46.88 | 75,046.88 | 46.88 |
| Total Maturities | | | | | 4,610,000.00 | | | | 4,610,000.00 | 6,546.88 | 4,616,546.88 | 6,546.88 |



**Wimberley ISD
Interest Earnings
Sorted by Fund - Maturity Date
March 1, 2023 - May 31, 2023
Yield on Beginning Book Value**

TCG Advisors, a HUB Intl Co
900 S Capital of Texas Hwy
350
Austin, TX 78746
(512)600-5200

| CUSIP | Investment # | Fund | Security Type | Ending Par Value | Beginning Book Value | Ending Book Value | Maturity Date | Current Rate | Annualized Yield | Adjusted Interest Earnings | | |
|-----------------------------------|--------------|--------|-----------------|----------------------|----------------------|----------------------|---------------|--------------|------------------|----------------------------|-------------------------|----------------------------|
| | | | | | | | | | | Interest Earned | Amortization/ Accretion | Adjusted Interest Earnings |
| Fund: Activity | | | | | | | | | | | | |
| SYS10417 | 10441 | ACT | RRP | 9,286.96 | 45,525.62 | 9,286.96 | | 5.230 | 2.121 | 243.34 | 0.00 | 243.34 |
| 1112 | 10400 | ACT | PA1 | 697,335.83 | 603,499.17 | 697,335.83 | | | | 0.00 | 0.00 | 0.00 |
| | | | Subtotal | 706,622.79 | 649,024.79 | 706,622.79 | | | 0.149 | 243.34 | 0.00 | 243.34 |
| Fund: Accounts Payable | | | | | | | | | | | | |
| 1112 | 10414 | ACTPYB | PA1 | 201,214.54 | 101,253.82 | 201,214.54 | | | | 0.00 | 0.00 | 0.00 |
| | | | Subtotal | 201,214.54 | 101,253.82 | 201,214.54 | | | | 0.00 | 0.00 | 0.00 |
| Fund: Debt Service | | | | | | | | | | | | |
| TD MM | 10448 | DBTSRV | RR2 | 88,868.18 | 1,097.98 | 88,868.18 | | 4.390 | 16.567 | 45.85 | 0.00 | 45.85 |
| 230198JY0 | 10473 | DBTSRV | MUN | 0.00 | 501,286.81 | 0.00 | 05/01/2023 | 2.000 | 0.453 | 1,666.67 | -1,286.81 | 379.86 |
| 912797FE2 | 10493 | DBTSRV | ATD | 0.00 | 3,005,219.18 | 0.00 | 05/16/2023 | 4.634 | 4.759 | 0.00 | 29,780.82 | 29,780.82 |
| 91282CCD1 | 10472 | DBTSRV | TRC | 0.00 | 74,997.60 | 0.00 | 05/31/2023 | 0.125 | 0.138 | 23.44 | 2.40 | 25.84 |
| 223663KW4 | 10476 | DBTSRV | MUN | 400,000.00 | 401,737.41 | 400,000.00 | 06/01/2023 | 2.000 | 0.259 | 2,000.00 | -1,737.41 | 262.59 |
| 912796ZZ5 | 10497 | DBTSRV | ATD | 3,055,000.00 | 0.00 | 3,034,456.87 | 07/20/2023 | 4.945 | 5.053 | 0.00 | 6,288.71 | 6,288.71 |
| 912796Y37 | 10494 | DBTSRV | ATD | 4,090,000.00 | 4,006,588.20 | 4,056,097.14 | 08/03/2023 | 4.738 | 4.902 | 0.00 | 49,508.94 | 49,508.94 |
| 91282CCU3 | 10481 | DBTSRV | TRC | 500,000.00 | 499,804.99 | 499,903.03 | 08/31/2023 | 0.125 | 0.202 | 156.25 | 98.04 | 254.29 |
| 91282CDD0 | 10484 | DBTSRV | TRC | 451,000.00 | 450,577.34 | 450,736.70 | 10/31/2023 | 0.375 | 0.517 | 427.39 | 159.36 | 586.75 |
| | | | Subtotal | 8,584,868.18 | 8,941,309.51 | 8,530,061.92 | | | 3.954 | 4,319.60 | 82,814.05 | 87,133.65 |
| Fund: General | | | | | | | | | | | | |
| SYS10417 | 10432 | GEN | RRP | 16,752,241.95 | 18,758,506.01 | 16,752,241.95 | | 5.230 | 4.743 | 224,278.35 | 0.00 | 224,278.35 |
| 1112 | 10413 | GEN | PA1 | 543,847.94 | 557,934.44 | 543,847.94 | | | | 0.00 | 0.00 | 0.00 |
| TD MM | 10466 | GEN | RR2 | 2,325.56 | 4,788.50 | 2,325.56 | | 4.390 | 2.988 | 36.06 | 0.00 | 36.06 |
| 510336SR2 | 10475 | GEN | MUN | 0.00 | 1,000,002.27 | 0.00 | 05/01/2023 | 0.300 | 0.298 | 500.00 | -2.27 | 497.73 |
| 912797FN2 | 10495 | GEN | ATD | 3,428,000.00 | 3,381,065.63 | 3,422,584.50 | 06/13/2023 | 4.742 | 4.872 | 0.00 | 41,518.87 | 41,518.87 |
| 912796Y37 | 10496 | GEN | ATD | 4,218,000.00 | 4,131,977.04 | 4,183,035.83 | 08/03/2023 | 4.738 | 4.903 | 0.00 | 51,058.79 | 51,058.79 |
| | | | Subtotal | 24,944,415.45 | 27,834,273.89 | 24,904,035.78 | | | 4.579 | 224,814.41 | 92,575.39 | 317,389.80 |
| Fund: Interest and Sinking | | | | | | | | | | | | |
| SYS10417 | 10433 | IS | RRP | 4,078,824.27 | 3,662,414.41 | 4,078,824.27 | | 5.230 | 5.410 | 49,937.49 | 0.00 | 49,937.49 |

**Wimberley ISD
Interest Earnings
March 1, 2023 - May 31, 2023**

| CUSIP | Investment # | Fund | Security Type | Ending Par Value | Beginning Book Value | Ending Book Value | Maturity Date | Current Rate | Adjusted Interest Earnings | | | |
|-----------------------------------|--------------|-------|-----------------|----------------------|----------------------|----------------------|---------------|--------------|----------------------------|-------------------|-------------------------|----------------------------|
| | | | | | | | | | Annualized Yield | Interest Earned | Amortization/ Accretion | Adjusted Interest Earnings |
| Fund: Interest and Sinking | | | | | | | | | | | | |
| 1112 | 10412 | IS | PA1 | 154.70 | 1,154.70 | 154.70 | | | 0.00 | 0.00 | 0.00 | |
| | | | Subtotal | 4,078,978.97 | 3,663,569.11 | 4,078,978.97 | | | 5.408 | 49,937.49 | 0.00 | 49,937.49 |
| Fund: Payroll | | | | | | | | | | | | |
| 1112 | 10415 | PYRLL | PA1 | 307,276.84 | 308,673.04 | 307,276.84 | | | 0.00 | 0.00 | 0.00 | |
| | | | Subtotal | 307,276.84 | 308,673.04 | 307,276.84 | | | 0.00 | 0.00 | 0.00 | |
| | | | Total | 38,823,376.77 | 41,498,104.16 | 38,728,190.84 | | | 4.404 | 279,314.84 | 175,389.44 | 454,704.28 |



**Wimberley ISD
Amortization Schedule
March 1, 2023 - May 31, 2023
Sorted By Fund - Maturity Date**

TCG Advisors, a HUB Intl Co
900 S Capital of Texas Hwy
350
Austin, TX 78746
(512)600-5200

| Investment # | Maturity Date | Beginning Par Value | | | | Amounts Amortized | | | | |
|---------------------|----------------------|---------------------|-----------------|----------------------|------------------------------|----------------------|----------------------------------|------------------------------|----------------------------------|---------------------------------------|
| Issuer | Fund | Amort. Date | Current Rate | Purchase Principal | Original Premium or Discount | Ending Book Value | And Unamortized As of 03/01/2023 | Amount Amortized This Period | Amt Amortized Through 05/31/2023 | Amount Unamortized Through 05/31/2023 |
| Debt Service | | | | | | | | | | |
| 10473 | DBTSRV | 05/01/2023 | 500,000.00 | 514,305.00 | 14,305.00 | 0.00 | -13,018.19 | -1,286.81 | -14,305.00 | 0.00 |
| | CULLMAN CO WTR REV-B | | 2.000 | | | | 1,286.81 | | | |
| 10493 | DBTSRV | 05/16/2023 | 3,035,000.00 | 3,000,257.45 | -34,742.55 | 0.00 | 4,961.73 | 29,780.82 | 34,742.55 | 0.00 |
| | U.S. Treasury | | 4.634 | | | | -29,780.82 | | | |
| 10472 | DBTSRV | 05/31/2023 | 75,000.00 | 74,981.05 | -18.95 | 0.00 | 16.55 | 2.40 | 18.95 | 0.00 |
| | U.S. Treasury | | 0.125 | | | | -2.40 | | | |
| 10476 | DBTSRV | 06/01/2023 | 400,000.00 | 413,185.00 | 13,185.00 | 400,000.00 | -11,447.59 | -1,737.41 | -13,185.00 | 0.00 |
| | COWETA CO GA WTR-A | | 2.000 | | | | 1,737.41 | | | |
| 10497 | DBTSRV | 07/20/2023 | 3,055,000.00 | 3,028,168.16 | -26,831.84 | 3,034,456.87 | 0.00 | 6,288.71 | 6,288.71 | -20,543.13 |
| | U.S. Treasury | | 4.945 | | | | -26,831.84 | | | |
| 10494 | DBTSRV | 08/03/2023 | 4,090,000.00 | 3,999,592.37 | -90,407.63 | 4,056,097.14 | 6,995.83 | 49,508.94 | 56,504.77 | -33,902.86 |
| | U.S. Treasury | | 4.738 | | | | -83,411.80 | | | |
| 10481 | DBTSRV | 08/31/2023 | 500,000.00 | 499,224.22 | -775.78 | 499,903.03 | 580.77 | 98.04 | 678.81 | -96.97 |
| | U.S. Treasury | | 0.125 | | | | -195.01 | | | |
| 10484 | DBTSRV | 10/31/2023 | 451,000.00 | 449,738.95 | -1,261.05 | 450,736.70 | 838.39 | 159.36 | 997.75 | -263.30 |
| | U.S. Treasury | | 0.375 | | | | -422.66 | | | |
| | | | Subtotal | 11,979,452.20 | -126,547.80 | 8,441,193.74 | -11,072.51 | 82,814.05 | 71,741.54 | -54,806.26 |
| | | | | | | | -137,620.31 | | | |
| General | | | | | | | | | | |
| 10475 | GEN | 05/01/2023 | 1,000,000.00 | 1,000,025.00 | 25.00 | 0.00 | -22.73 | -2.27 | -25.00 | 0.00 |
| | LAKE ORION CMNTY SCH | | 0.300 | | | | 2.27 | | | |
| 10495 | GEN | 06/13/2023 | 3,428,000.00 | 3,375,198.83 | -52,801.17 | 3,422,584.50 | 5,866.80 | 41,518.87 | 47,385.67 | -5,415.50 |
| | U.S. Treasury | | 4.742 | | | | -46,934.37 | | | |
| 10496 | GEN | 08/03/2023 | 4,218,000.00 | 4,124,762.21 | -93,237.79 | 4,183,035.83 | 7,214.83 | 51,058.79 | 58,273.62 | -34,964.17 |
| | U.S. Treasury | | 4.738 | | | | -86,022.96 | | | |
| | | | Subtotal | 8,499,986.04 | -146,013.96 | 7,605,620.33 | 13,058.90 | 92,575.39 | 105,634.29 | -40,379.67 |
| | | | | | | | -132,955.06 | | | |
| | | | Total | 20,479,438.24 | -272,561.76 | 16,046,814.07 | 1,986.39 | 175,389.44 | 177,375.83 | -95,185.93 |
| | | | | | | | -270,575.37 | | | |



**Wimberley ISD
Accrued Interest
Sorted by Fund - Maturity Date
March 1, 2023 - May 31, 2023**

TCG Advisors, a HUB Intl Co
900 S Capital of Texas Hwy
350
Austin, TX 78746
(512)600-5200

| CUSIP | Investment # | Security Type | Par Value | Maturity Date | Current Rate | * Beginning Accrued Interest | Adjusted Acc'd Int. at Purchase During Period | Interest Earned | Interest Received | * Ending Accrued Interest |
|------------------------------|--------------|-----------------|----------------------|---------------|--------------|------------------------------|---|-------------------|-------------------|---------------------------|
| Activity | | | | | | | | | | |
| 1112 | 10400 | PA1 | 697,335.83 | | | 0.00 | 0.00 | 0.00 | 0.00 | 0.00 |
| SYS10417 | 10441 | RRP | 9,286.96 | | 5.230 | 0.00 | 0.00 | 243.34 | 243.34 | 0.00 |
| | | Subtotal | 706,622.79 | | | 0.00 | 0.00 | 243.34 | 243.34 | 0.00 |
| Accounts Payable | | | | | | | | | | |
| 1112 | 10414 | PA1 | 201,214.54 | | | 0.00 | 0.00 | 0.00 | 0.00 | 0.00 |
| | | Subtotal | 201,214.54 | | | 0.00 | 0.00 | 0.00 | 0.00 | 0.00 |
| Capital Projects | | | | | | | | | | |
| 1112 | 10411 | PA1 | 0.00 | | | 0.00 | 0.00 | 0.00 | 0.00 | 0.00 |
| | | Subtotal | 0.00 | | | 0.00 | 0.00 | 0.00 | 0.00 | 0.00 |
| Capital Projects 2018 | | | | | | | | | | |
| SYS10417 | 10418 | RRP | 0.00 | | 3.990 | 0.00 | 0.00 | 0.00 | 0.00 | 0.00 |
| | | Subtotal | 0.00 | | | 0.00 | 0.00 | 0.00 | 0.00 | 0.00 |
| Debt Service | | | | | | | | | | |
| TD MM | 10448 | RR2 | 88,868.18 | | 4.390 | 0.00 | 0.00 | 45.85 | 45.85 | 0.00 |
| 230198JY0 | 10473 | MUN | 0.00 | 05/01/2023 | 2.000 | 3,333.33 | 0.00 | 1,666.67 | 5,000.00 | 0.00 |
| 912797FE2 | 10493 | ATD | 0.00 | 05/16/2023 | 4.634 | 0.00 | 0.00 | 0.00 | 0.00 | 0.00 |
| 91282CCD1 | 10472 | TRC | 0.00 | 05/31/2023 | 0.125 | 23.44 | 0.00 | 23.44 | 46.88 | 0.00 |
| 223663KW4 | 10476 | MUN | 400,000.00 | 06/01/2023 | 2.000 | 2,000.00 | 0.00 | 2,000.00 | 0.00 | 4,000.00 |
| 912796ZZ5 | 10497 | ATD | 3,055,000.00 | 07/20/2023 | 4.945 | 0.00 | 0.00 | 0.00 | 0.00 | 0.00 |
| 912796Y37 | 10494 | ATD | 4,090,000.00 | 08/03/2023 | 4.738 | 0.00 | 0.00 | 0.00 | 0.00 | 0.00 |
| 91282CCU3 | 10481 | TRC | 500,000.00 | 08/31/2023 | 0.125 | 1.70 | 0.00 | 156.25 | 0.00 | 157.95 |
| 91282CDD0 | 10484 | TRC | 451,000.00 | 10/31/2023 | 0.375 | 565.31 | 0.00 | 427.39 | 845.63 | 147.07 |
| | | Subtotal | 8,584,868.18 | | | 5,923.78 | 0.00 | 4,319.60 | 5,938.36 | 4,305.02 |
| General | | | | | | | | | | |
| 1112 | 10413 | PA1 | 543,847.94 | | | 0.00 | 0.00 | 0.00 | 0.00 | 0.00 |
| SYS10417 | 10432 | RRP | 16,752,241.95 | | 5.230 | 0.00 | 0.00 | 224,278.35 | 224,278.35 | 0.00 |
| TD MM | 10466 | RR2 | 2,325.56 | | 4.390 | 0.00 | 0.00 | 36.06 | 36.06 | 0.00 |
| 510336SR2 | 10475 | MUN | 0.00 | 05/01/2023 | 0.300 | 1,000.00 | 0.00 | 500.00 | 1,500.00 | 0.00 |
| 912797FN2 | 10495 | ATD | 3,428,000.00 | 06/13/2023 | 4.742 | 0.00 | 0.00 | 0.00 | 0.00 | 0.00 |
| 912796Y37 | 10496 | ATD | 4,218,000.00 | 08/03/2023 | 4.738 | 0.00 | 0.00 | 0.00 | 0.00 | 0.00 |
| | | Subtotal | 24,944,415.45 | | | 1,000.00 | 0.00 | 224,814.41 | 225,814.41 | 0.00 |

* Beginning Accrued may not include investments that redeemed in the previous month that had outstanding accrued interest. Ending Accrued includes outstanding purchase interest.

**Wimberley ISD
Accrued Interest
Sorted by Fund - Maturity Date**

| CUSIP | Investment # | Security Type | Par Value | Maturity Date | Current Rate | * Beginning Accrued Interest | Adjusted Acc'd Int. at Purchase During Period | Interest Earned | Interest Received | * Ending Accrued Interest |
|-----------------------------|--------------|-----------------|----------------------|---------------|--------------|---------------------------------|---|--------------------|----------------------|------------------------------|
| Interest and Sinking | | | | | | | | | | |
| 1112 | 10412 | PA1 | 154.70 | | | 0.00 | 0.00 | 0.00 | 0.00 | 0.00 |
| SYS10417 | 10433 | RRP | 4,078,824.27 | | 5.230 | 0.00 | 0.00 | 49,937.49 | 49,937.49 | 0.00 |
| | | Subtotal | 4,078,978.97 | | | 0.00 | 0.00 | 49,937.49 | 49,937.49 | 0.00 |
| Payroll | | | | | | | | | | |
| 1112 | 10415 | PA1 | 307,276.84 | | | 0.00 | 0.00 | 0.00 | 0.00 | 0.00 |
| | | Subtotal | 307,276.84 | | | 0.00 | 0.00 | 0.00 | 0.00 | 0.00 |
| | | Total | 38,823,376.77 | | | 6,923.78 | 0.00 | 279,314.84 | 281,933.60 | 4,305.02 |

* Beginning Accrued may not include investments that redeemed in the previous month that had outstanding accrued interest. Ending Accrued includes outstanding purchase interest.



**Wimberley ISD
Inventory by Maturity Report
May 31, 2023**

TCG Advisors, a HUB Intl Co
900 S Capital of Texas Hwy
350
Austin, TX 78746
(512)600-5200

| CUSIP | Investment # | Fund | Sec. Type | Issuer | Purchase Date | Book Value | Current Rate | Maturity Date | Maturity Amount | Total Days | Par Value | YTM | | Days to Maturity |
|-----------------------------------|--------------|--------|-----------|--------------------|---------------|----------------------|--------------|---------------|----------------------|------------|----------------------|--------------|--------------|------------------|
| | | | | | | | | | | | | 360 | 365 | |
| 223663KW4 | 10476 | DBTSRV | MUN | COWETA CO GA WTR-A | 07/08/2021 | 400,000.00 | 2.000 | 06/01/2023 | 400,000.00 | 693 | 400,000.00 | 0.256 | 0.260 | 0 |
| 912797FN2 | 10495 | GEN | ATD | U.S. Treasury | 02/16/2023 | 3,422,584.50 | 4.742 | 06/13/2023 | 3,428,000.00 | 117 | 3,428,000.00 | 4.883 | 4.951 | 12 |
| 912796ZZ5 | 10497 | DBTSRV | ATD | U.S. Treasury | 05/17/2023 | 3,034,456.87 | 4.945 | 07/20/2023 | 3,055,000.00 | 64 | 3,055,000.00 | 5.058 | 5.128 | 49 |
| 912796Y37 | 10494 | DBTSRV | ATD | U.S. Treasury | 02/16/2023 | 4,056,097.14 | 4.738 | 08/03/2023 | 4,090,000.00 | 168 | 4,090,000.00 | 4.912 | 4.981 | 63 |
| 912796Y37 | 10496 | GEN | ATD | U.S. Treasury | 02/16/2023 | 4,183,035.83 | 4.738 | 08/03/2023 | 4,218,000.00 | 168 | 4,218,000.00 | 4.912 | 4.981 | 63 |
| 91282CCU3 | 10481 | DBTSRV | TRC | U.S. Treasury | 09/02/2021 | 499,903.03 | 0.125 | 08/31/2023 | 500,000.00 | 728 | 500,000.00 | 0.203 | 0.206 | 91 |
| 91282CDD0 | 10484 | DBTSRV | TRC | U.S. Treasury | 11/02/2021 | 450,736.70 | 0.375 | 10/31/2023 | 451,000.00 | 728 | 451,000.00 | 0.512 | 0.519 | 152 |
| Subtotal and Average | | | | | | 16,046,814.07 | | | 16,142,000.00 | | 16,142,000.00 | 4.547 | 4.610 | 51 |
| Net Maturities and Average | | | | | | 16,046,814.07 | | | 16,142,000.00 | | 16,142,000.00 | 4.547 | 4.610 | 51 |



Wimberley ISD
Projected Cashflow Report
Sorted by Monthly
For the Period June 1, 2023 - November 30, 2023

TCG Advisors, a HUB Intl Co
 900 S Capital of Texas Hwy
 350
 Austin, TX 78746
 (512)600-5200

| Projected Trans. Date | Investment # | Fund | Security ID | Transaction Type | Issuer | Par Value | Original Cost | Principal | Interest | Total |
|-------------------------------|--------------|--------|-------------|---------------------|--------------------|----------------------|----------------------|----------------------|-----------------|----------------------|
| June 2023 | | | | | | | | | | |
| 06/01/2023 | 10476 | DBTSRV | 223663KW4 | Maturity | COWETA CO GA WTR-A | 400,000.00 | 413,160.00 | 400,000.00 | 4,000.00 | 404,000.00 |
| 06/13/2023 | 10495 | GEN | 912797FN2 | Maturity | U.S. Treasury | 3,428,000.00 | 3,375,173.83 | 3,428,000.00 | 0.00 | 3,428,000.00 |
| Total for June 2023 | | | | | | 3,828,000.00 | 3,788,333.83 | 3,828,000.00 | 4,000.00 | 3,832,000.00 |
| July 2023 | | | | | | | | | | |
| 07/20/2023 | 10497 | DBTSRV | 912796ZZ5 | Maturity | U.S. Treasury | 3,055,000.00 | 3,028,143.16 | 3,055,000.00 | 0.00 | 3,055,000.00 |
| Total for July 2023 | | | | | | 3,055,000.00 | 3,028,143.16 | 3,055,000.00 | 0.00 | 3,055,000.00 |
| August 2023 | | | | | | | | | | |
| 08/03/2023 | 10494 | DBTSRV | 912796Y37 | Maturity | U.S. Treasury | 4,090,000.00 | 3,999,567.37 | 4,090,000.00 | 0.00 | 4,090,000.00 |
| 08/03/2023 | 10496 | GEN | 912796Y37 | Maturity | U.S. Treasury | 4,218,000.00 | 4,124,737.21 | 4,218,000.00 | 0.00 | 4,218,000.00 |
| 08/31/2023 | 10481 | DBTSRV | 91282CCU3 | Maturity | U.S. Treasury | 500,000.00 | 499,199.22 | 500,000.00 | 312.50 | 500,312.50 |
| Total for August 2023 | | | | | | 8,808,000.00 | 8,623,503.80 | 8,808,000.00 | 312.50 | 8,808,312.50 |
| October 2023 | | | | | | | | | | |
| 10/31/2023 | 10484 | DBTSRV | 91282CDD0 | Maturity | U.S. Treasury | 451,000.00 | 449,713.95 | 451,000.00 | 845.63 | 451,845.63 |
| Total for October 2023 | | | | | | 451,000.00 | 449,713.95 | 451,000.00 | 845.63 | 451,845.63 |
| GRAND TOTALS: | | | | | | 16,142,000.00 | 15,889,694.74 | 16,142,000.00 | 5,158.13 | 16,147,158.13 |



**Wimberley ISD
Credit Rating Report
May 31, 2023
Sorted by S&P - Maturity Date**

TCG Advisors, a HUB Intl Co
900 S Capital of Texas Hwy
350
Austin, TX 78746
(512)600-5200

| Investment # | Issuer | Security # | Purchase Principal | Book Value | Market Value | S&P Rating | Moody's Rating | Purchase Date | Maturity Date | Days To Maturity | Stated Rate | YTM | % of Total |
|---|--------|------------|-----------------------|----------------------|----------------------|---------------|-------------------|------------------|------------------|---------------------|----------------|--------------|---------------|
| 10476 | COWETA | 223663KW4 | 413,160.00 | 400,000.00 | 400,000.00 | AA+ | None | 07/08/2021 | 06/01/2023 | | 2.000 | 0.260 | 1.03 |
| 10495 | USTR | 912797FN2 | 3,375,173.83 | 3,422,584.50 | 3,422,078.13 | AA+ | Aaa | 02/16/2023 | 06/13/2023 | 12 | 4.742 | 4.883 | 8.84 |
| 10497 | USTR | 912796ZZ5 | 3,028,143.16 | 3,034,456.87 | 3,033,917.75 | AA+ | Aaa | 05/17/2023 | 07/20/2023 | 49 | 4.945 | 5.058 | 7.84 |
| 10494 | USTR | 912796Y37 | 3,999,567.37 | 4,056,097.14 | 4,053,219.04 | AA+ | Aaa | 02/16/2023 | 08/03/2023 | 63 | 4.738 | 4.912 | 10.47 |
| 10496 | USTR | 912796Y37 | 4,124,737.21 | 4,183,035.83 | 4,180,067.95 | AA+ | Aaa | 02/16/2023 | 08/03/2023 | 63 | 4.738 | 4.912 | 10.80 |
| 10481 | USTR | 91282CCU3 | 499,199.22 | 499,903.03 | 493,457.00 | AA+ | Aaa | 09/02/2021 | 08/31/2023 | 91 | 0.125 | 0.206 | 1.29 |
| 10484 | USTR | 91282CDD0 | 449,713.95 | 450,736.70 | 441,786.21 | AA+ | Aaa | 11/02/2021 | 10/31/2023 | 152 | 0.375 | 0.519 | 1.16 |
| SubTotal for AA+ | | | 15,889,694.74 | 16,046,814.07 | 16,024,526.08 | | | | | 51 | 4.443 | 4.548 | 41.43 |
| 10400 | WF | 1112 | 697,335.83 | 697,335.83 | 697,335.83 | None | None | 01/01/2019 | | 1 | | | 1.80 |
| 10411 | WF | 1112 | 0.00 | 0.00 | 0.00 | None | None | 01/01/2019 | | 1 | | | 0.00 |
| 10412 | WF | 1112 | 154.70 | 154.70 | 154.70 | None | None | 01/01/2019 | | 1 | | | 0.00 |
| 10413 | WF | 1112 | 543,847.94 | 543,847.94 | 543,847.94 | None | None | 01/01/2019 | | 1 | | | 1.40 |
| 10414 | WF | 1112 | 201,214.54 | 201,214.54 | 201,214.54 | None | None | 01/01/2019 | | 1 | | | 0.52 |
| 10415 | WF | 1112 | 307,276.84 | 307,276.84 | 307,276.84 | None | None | 01/01/2019 | | 1 | | | 0.79 |
| 10418 | LNSTR | SYS10417 | 0.00 | 0.00 | 0.00 | None | None | 01/01/2019 | | 1 | 3.990 | 3.990 | 0.00 |
| 10432 | LNSTR | SYS10417 | 16,752,241.95 | 16,752,241.95 | 16,752,241.95 | None | None | 01/01/2019 | | 1 | 5.230 | 5.230 | 43.26 |
| 10433 | LNSTR | SYS10417 | 4,078,824.27 | 4,078,824.27 | 4,078,824.27 | None | None | 01/01/2019 | | 1 | 5.230 | 5.230 | 10.53 |
| 10441 | LNSTR | SYS10417 | 9,286.96 | 9,286.96 | 9,286.96 | None | None | 03/06/2020 | | 1 | 5.230 | 5.230 | 0.02 |
| 10448 | TDMM | TD MM | 88,868.18 | 88,868.18 | 88,868.18 | None | None | 10/14/2020 | | 1 | 4.390 | 4.390 | 0.23 |
| 10466 | TDMM | TD MM | 2,325.56 | 2,325.56 | 2,325.56 | None | None | 05/12/2021 | | 1 | 4.390 | 4.390 | 0.01 |
| SubTotal for No Specified Rating | | | 22,681,376.77 | 22,681,376.77 | 22,681,376.77 | | | | | 1 | 4.823 | 4.823 | 58.56 |



Wimberley ISD
Texas Compliance Change in Val Report
Sorted by Fund
March 1, 2023 - May 31, 2023

TCG Advisors, a HUB Intl Co
 900 S Capital of Texas Hwy
 350
 Austin, TX 78746
 (512)600-5200

| Inv # | Issuer | Fund | Purch Date | Interest Accrual | Beginning Book Value | | | | Ending Book Value |
|---|------------|--------|------------|-------------------|------------------------|----------------------|--------------|-----------------|---------------------|
| Cusip | Par Value | YTM | Mat Date | Interest Received | Beginning Market Value | Purchases/ Additions | Redemptions | Change in Value | Ending Market Value |
| Fund: Activity | | | | | | | | | |
| 10400 | WF | ACT | 01/01/2019 | 0.00 | 603,499.17 | 299,980.40 | 206,143.74 | 93,836.66 | 697,335.83 |
| 1112 | 697,335.83 | 0.000 | / / | 0.00 | 603,499.17 | 299,980.40 | 206,143.74 | 93,836.66 | 697,335.83 |
| 10441 | LNSTR | ACT | 03/06/2020 | 243.34 | 45,525.62 | 243.34 | 36,482.00 | -36,238.66 | 9,286.96 |
| SYS10417 | 9,286.96 | 5.230 | / / | 243.34 | 45,525.62 | 243.34 | 36,482.00 | -36,238.66 | 9,286.96 |
| Sub Totals For: Fund: Activity | | | | 243.34 | 649,024.79 | 300,223.74 | 242,625.74 | 57,598.00 | 706,622.79 |
| | | | | 243.34 | 649,024.79 | 300,223.74 | 242,625.74 | 57,598.00 | 706,622.79 |
| Fund: Accounts Payable | | | | | | | | | |
| 10414 | WF | ACTPYB | 01/01/2019 | 0.00 | 101,253.82 | 1,488,876.37 | 1,388,915.65 | 99,960.72 | 201,214.54 |
| 1112 | 201,214.54 | 0.000 | / / | 0.00 | 101,253.82 | 1,488,876.37 | 1,388,915.65 | 99,960.72 | 201,214.54 |
| Sub Totals For: Fund: Accounts Payable | | | | 0.00 | 101,253.82 | 1,488,876.37 | 1,388,915.65 | 99,960.72 | 201,214.54 |
| | | | | 0.00 | 101,253.82 | 1,488,876.37 | 1,388,915.65 | 99,960.72 | 201,214.54 |
| Fund: Bond Fund | | | | | | | | | |
| 10431 | TDMM | BOND | 01/01/2019 | 0.00 | 0.00 | 0.00 | 0.00 | 0.00 | 0.00 |
| TD MM | 0.00 | 0.000 | / / | 0.00 | 0.00 | 0.00 | 0.00 | 0.00 | 0.00 |
| Sub Totals For: Fund: Bond Fund | | | | 0.00 | 0.00 | 0.00 | 0.00 | 0.00 | 0.00 |
| | | | | 0.00 | 0.00 | 0.00 | 0.00 | 0.00 | 0.00 |
| Fund: Capital Projects | | | | | | | | | |
| 10411 | WF | CP | 01/01/2019 | 0.00 | 0.00 | 0.00 | 0.00 | 0.00 | 0.00 |
| 1112 | 0.00 | 0.000 | / / | 0.00 | 0.00 | 0.00 | 0.00 | 0.00 | 0.00 |
| Sub Totals For: Fund: Capital Projects | | | | 0.00 | 0.00 | 0.00 | 0.00 | 0.00 | 0.00 |
| | | | | 0.00 | 0.00 | 0.00 | 0.00 | 0.00 | 0.00 |

Fund: Capital Projects 201

Wimberley ISD
Texas Compliance Change in Val Report
March 1, 2023 - May 31, 2023

| Inv # | Issuer | Fund | Purch Date | Interest Accrual | Beginning Book Value | | | | Ending Book Value |
|---|--------------|--------|------------|-------------------|------------------------|----------------------|--------------|-----------------|---------------------|
| Cusip | Par Value | YTM | Mat Date | Interest Received | Beginning Market Value | Purchases/ Additions | Redemptions | Change in Value | Ending Market Value |
| 10417 | LNSTR | CP2016 | 01/01/2019 | 0.00 | 0.00 | 0.00 | 0.00 | 0.00 | 0.00 |
| SYS10417 | 0.00 | 0.000 | / / | 0.00 | 0.00 | 0.00 | 0.00 | 0.00 | 0.00 |
| Sub Totals For: Fund: Capital Projects 201 | | | | 0.00 | 0.00 | 0.00 | 0.00 | 0.00 | 0.00 |
| | | | | 0.00 | 0.00 | 0.00 | 0.00 | 0.00 | 0.00 |
| Fund: Capital Projects 201 | | | | | | | | | |
| 10418 | LNSTR | CP2018 | 01/01/2019 | 0.00 | 0.00 | 0.00 | 0.00 | 0.00 | 0.00 |
| SYS10417 | 0.00 | 3.990 | / / | 0.00 | 0.00 | 0.00 | 0.00 | 0.00 | 0.00 |
| Sub Totals For: Fund: Capital Projects 201 | | | | 0.00 | 0.00 | 0.00 | 0.00 | 0.00 | 0.00 |
| | | | | 0.00 | 0.00 | 0.00 | 0.00 | 0.00 | 0.00 |
| Fund: Debt Service | | | | | | | | | |
| 10448 | TDMM | DBTSRV | 10/14/2020 | 45.85 | 1,097.98 | 3,115,938.36 | 3,028,168.16 | 87,770.20 | 88,868.18 |
| TD MM | 88,868.18 | 4.390 | / / | 45.85 | 1,097.98 | 3,115,938.36 | 3,028,168.16 | 87,770.20 | 88,868.18 |
| 10472 | USTR | DBTSRV | 06/10/2021 | 23.44 | 74,997.60 | 0.00 | 75,000.00 | -74,997.60 | 0.00 |
| 91282CCD1 | 0.00 | 0.000 | 05/31/2023 | 46.88 | 74,112.41 | 0.00 | 75,000.00 | -74,112.41 | 0.00 |
| 10473 | CULLMA | DBTSRV | 06/24/2021 | 1,666.67 | 501,286.81 | 0.00 | 500,000.00 | -501,286.81 | 0.00 |
| 230198JY0 | 0.00 | 0.000 | 05/01/2023 | 5,000.00 | 497,461.15 | 0.00 | 500,000.00 | -497,461.15 | 0.00 |
| 10476 | COWETA | DBTSRV | 07/08/2021 | 2,000.00 | 401,737.41 | 0.00 | 0.00 | -1,737.41 | 400,000.00 |
| 223663KW4 | 400,000.00 | 0.260 | 06/01/2023 | 0.00 | 397,024.92 | 0.00 | 0.00 | 2,975.08 | 400,000.00 |
| 10481 | USTR | DBTSRV | 09/02/2021 | 156.25 | 499,804.99 | 0.00 | 0.00 | 98.04 | 499,903.03 |
| 91282CCU3 | 500,000.00 | 0.205 | 08/31/2023 | 0.00 | 487,949.20 | 0.00 | 0.00 | 5,507.80 | 493,457.00 |
| 10484 | USTR | DBTSRV | 11/02/2021 | 427.39 | 450,577.34 | 0.00 | 0.00 | 159.36 | 450,736.70 |
| 91282CDD0 | 451,000.00 | 0.518 | 10/31/2023 | 845.63 | 437,152.86 | 0.00 | 0.00 | 4,633.35 | 441,786.21 |
| 10493 | USTR | DBTSRV | 02/16/2023 | 0.00 | 3,005,219.18 | 0.00 | 3,035,000.00 | -3,005,219.18 | 0.00 |
| 912797FE2 | 0.00 | 0.000 | 05/16/2023 | 0.00 | 3,005,254.27 | 0.00 | 3,035,000.00 | -3,005,254.27 | 0.00 |
| 10494 | USTR | DBTSRV | 02/16/2023 | 0.00 | 4,006,588.20 | 0.00 | 0.00 | 49,508.94 | 4,056,097.14 |
| 912796Y37 | 4,090,000.00 | 4.912 | 08/03/2023 | 0.00 | 4,005,983.63 | 0.00 | 0.00 | 47,235.41 | 4,053,219.04 |

Wimberley ISD
Texas Compliance Change in Val Report
March 1, 2023 - May 31, 2023

| Inv # | Issuer | Fund | Purch Date | Interest Accrual | Beginning Book Value | Purchases/ Additions | Redemptions | Change in Value | Ending Book Value |
|---|---------------|--------|------------|-------------------|------------------------|----------------------|---------------|-----------------|---------------------|
| Cusip | Par Value | YTM | Mat Date | Interest Received | Beginning Market Value | | | | Ending Market Value |
| 10497 | USTR | DBTSRV | 05/17/2023 | 0.00 | 0.00 | 3,028,143.16 | 0.00 | 3,034,456.87 | 3,034,456.87 |
| 912796ZZ5 | 3,055,000.00 | 5.058 | 07/20/2023 | 0.00 | 0.00 | 3,028,143.16 | 0.00 | 3,033,917.75 | 3,033,917.75 |
| Sub Totals For: Fund: Debt Service | | | | 4,319.60 | 8,941,309.51 | 6,144,081.52 | 6,638,168.16 | -411,247.59 | 8,530,061.92 |
| | | | | 5,938.36 | 8,906,036.42 | 6,144,081.52 | 6,638,168.16 | -394,788.24 | 8,511,248.18 |
| Fund: General | | | | | | | | | |
| 10413 | WF | GEN | 01/01/2019 | 0.00 | 557,934.44 | 6,808,643.02 | 6,822,729.52 | -14,086.50 | 543,847.94 |
| 1112 | 543,847.94 | 0.000 | / / | 0.00 | 557,934.44 | 6,808,643.02 | 6,822,729.52 | -14,086.50 | 543,847.94 |
| 10432 | LNSTR | GEN | 01/01/2019 | 224,278.35 | 18,758,506.01 | 3,977,198.94 | 5,983,463.00 | -2,006,264.06 | 16,752,241.95 |
| SYS10417 | 16,752,241.95 | 5.230 | / / | 224,278.35 | 18,758,506.01 | 3,977,198.94 | 5,983,463.00 | -2,006,264.06 | 16,752,241.95 |
| 10466 | TDMM | GEN | 05/12/2021 | 36.06 | 4,788.50 | 1,536.06 | 3,999.00 | -2,462.94 | 2,325.56 |
| TD MM | 2,325.56 | 4.390 | / / | 36.06 | 4,788.50 | 1,536.06 | 3,999.00 | -2,462.94 | 2,325.56 |
| 10475 | LAKEOR | GEN | 06/29/2021 | 500.00 | 1,000,002.27 | 0.00 | 1,000,000.00 | -1,000,002.27 | 0.00 |
| 510336SR2 | 0.00 | 0.000 | 05/01/2023 | 1,500.00 | 992,368.00 | 0.00 | 1,000,000.00 | -992,368.00 | 0.00 |
| 10495 | USTR | GEN | 02/16/2023 | 0.00 | 3,381,065.63 | 0.00 | 0.00 | 41,518.87 | 3,422,584.50 |
| 912797FN2 | 3,428,000.00 | 4.882 | 06/13/2023 | 0.00 | 3,380,860.89 | 0.00 | 0.00 | 41,217.24 | 3,422,078.13 |
| 10496 | USTR | GEN | 02/16/2023 | 0.00 | 4,131,977.04 | 0.00 | 0.00 | 51,058.79 | 4,183,035.83 |
| 912796Y37 | 4,218,000.00 | 4.912 | 08/03/2023 | 0.00 | 4,131,354.27 | 0.00 | 0.00 | 48,713.68 | 4,180,067.95 |
| Sub Totals For: Fund: General | | | | 224,814.41 | 27,834,273.89 | 10,787,378.02 | 13,810,191.52 | -2,930,238.11 | 24,904,035.78 |
| | | | | 225,814.41 | 27,825,812.11 | 10,787,378.02 | 13,810,191.52 | -2,925,250.58 | 24,900,561.53 |
| Fund: Interest and Sinking | | | | | | | | | |
| 10412 | WF | IS | 01/01/2019 | 0.00 | 1,154.70 | 0.00 | 1,000.00 | -1,000.00 | 154.70 |
| 1112 | 154.70 | 0.000 | / / | 0.00 | 1,154.70 | 0.00 | 1,000.00 | -1,000.00 | 154.70 |
| 10433 | LNSTR | IS | 01/01/2019 | 49,937.49 | 3,662,414.41 | 416,409.86 | 0.00 | 416,409.86 | 4,078,824.27 |
| SYS10417 | 4,078,824.27 | 5.230 | / / | 49,937.49 | 3,662,414.41 | 416,409.86 | 0.00 | 416,409.86 | 4,078,824.27 |
| Sub Totals For: Fund: Interest and Sinking | | | | 49,937.49 | 3,663,569.11 | 416,409.86 | 1,000.00 | 415,409.86 | 4,078,978.97 |
| | | | | 49,937.49 | 3,663,569.11 | 416,409.86 | 1,000.00 | 415,409.86 | 4,078,978.97 |
| Fund: Payroll | | | | | | | | | |

Wimberley ISD
Texas Compliance Change in Val Report
March 1, 2023 - May 31, 2023

| Inv # | Issuer | Fund | Purch Date | Interest Accrual | Beginning Book Value | | | | Ending Book Value |
|--------------------------------------|------------|-------|------------|-------------------|------------------------|----------------------|---------------|-----------------|---------------------|
| Cusip | Par Value | YTM | Mat Date | Interest Received | Beginning Market Value | Purchases/ Additions | Redemptions | Change in Value | Ending Market Value |
| 10415 | WF | PYRLL | 01/01/2019 | 0.00 | 308,673.04 | 5,504,950.70 | 5,506,346.90 | -1,396.20 | 307,276.84 |
| 1112 | 307,276.84 | 0.000 | / / | 0.00 | 308,673.04 | 5,504,950.70 | 5,506,346.90 | -1,396.20 | 307,276.84 |
| Sub Totals For: Fund: Payroll | | | | 0.00 | 308,673.04 | 5,504,950.70 | 5,506,346.90 | -1,396.20 | 307,276.84 |
| | | | | 0.00 | 308,673.04 | 5,504,950.70 | 5,506,346.90 | -1,396.20 | 307,276.84 |
| Report Grand Totals: | | | | 279,314.84 | 41,498,104.16 | 24,641,920.21 | 27,587,247.97 | -2,769,913.32 | 38,728,190.84 |
| | | | | 281,933.60 | 41,454,369.29 | 24,641,920.21 | 27,587,247.97 | -2,748,466.44 | 38,705,902.85 |

| GLOSSARY | |
|----------------------------|--|
| PAR VALUE | The face value of investment. |
| MARKET VALUE | The face value multiplied by the market price. It is the last reported price from the report date. |
| BOOK VALUE | The cost of a bond, plus or minus adjustments for purchase discount or premium adjustments. |
| AMORTIZATION/ACCRETION | Amortization (accretion) is the process of reducing (increasing) the original cost of the investment on a daily basis in order to equal par value at maturity. Amortization calculations vary by investment type and the basis associated with the type of investment. |
| SECURITY TYPE DEFINITIONS | Security types are broad category of investments with similar characteristics and risk features such as agency securities, corporate bonds, municipal bonds, and money markets. Codes within the system are utilized to make calculations based on the underlying security. Security type labels are customizable. |
| ACP | Commercial Paper |
| FAC | Federal Agency Coupon Securities |
| PA1 | Checking Accounts |
| RR2 | Money Market Accounts |
| RRP | Investment Pools |
| TRC | Treasury Coupon Securities |
| PURCHASE PRINCIPAL | The original cost of the bond. Par value multiplied by purchase price. |
| PREMIUM/DISCOUNT | A bond with price below 100 is discount. A bond with price above 100 is premium. |
| ADJUSTED INTEREST EARNINGS | Net between interest earned and amortization/accretion adjustments within a report period. |
| EFFECTIVE RATE OF RETURN | Interest earnings adjusted for amortization of premiums and accretion for discounts plus any realized gain or loss divided by the average daily balance of the portfolio divided by 365 and then multiplied by the actual days in the report period. |
| YIELD TO MATURITY | The yield of an investment as of the purchase date assuming that the bond is held to maturity. |
| YTM 360 | The yield is based on a hypothetical year that has only 360 days. |
| YTM 365 | The yield is based on a 365-day year. |
| REMAINING COST | The original cost of an investment taking into consideration any partial sales or redemptions for the par value that remains. |
| STATED RATE | Coupon rate (yield the bond paid on its issue date). |
| CURRENT RATE | A bond's annual return based on its annual coupon payments and current price (as opposed to its original price or face). |

Statement Disclosures

The information provided in this report was created by TCG Advisors utilizing data from your custodian that is considered reliable. TCG Advisors is relying on the information provided by your custodian; TCG Advisors has not audited or otherwise verified the accuracy of the methodology, calculations, or information in this report. As a result, the methodology, calculations, and information presented in the report are not guaranteed by TCG Advisors.

TCG Advisors is independent of your custodian.

You should consider the account statements received directly from your account custodian as the prevailing document for your account. Please review the information contained on this statement against the statement provided to you from the account custodian or product sponsor. The reported value on your account statement you received from the account custodian may differ from the reported value on this quarterly statement due to a variety of factors including the treatment of accrued income and dividends, rounding and other considerations. If there is any unexplained discrepancy between this statement and the account statement you received from the account custodian, please immediately contact TCG Advisors and/or your account custodian. Discrepancies should be reported to TCG Advisors via telephone at 512-600-5268.

The account portfolio or assets in the account are valued at the starting and ending points of the period. Cash flows are included in the calculation based on when they occurred during the period.

Performance data quoted represents past performance and does not guarantee future results. The investment return and principal of an investment will fluctuate so that an investor's shares when redeemed may be worth more or less than their original cost. All investments have investment risks such as fluctuation in investment principal including the complete loss of principal invested. The values represented in the report may not reflect the original cost of a client's initial investment. TCG Advisors standard reporting does not reflect reinvestment of dividends and other earnings in the performance numbers, unless the account holder specifically asks for inclusion of such earnings. Performance report calculations and figures should not be relied upon for tax purposes.

If you have any changes in your financial situation, risk tolerance, investment objectives or if you wish to impose or modify any reasonable restrictions on the management of your account(s), please contact TCG Advisors immediately. Also, please contact us if you would like a current copy of our Disclosure Document, which includes a description of the advisory services we offer.

This material is not intended to present an opinion on legal or tax matters. Please consult with your attorney or tax advisor and compare this document to your custodial statement for accuracy, as applicable.

WIMBERLEY ISD FY 2022-23 Budget Amendment #4

June 19, 2023

RECOMMENDATION:

The Administration recommends the listed budget amendments and transfers be approved.

BACKGROUND INFORMATION:

In accordance with the TEA budget and accounting procedures and guidelines, the District's official budget includes the General Fund, Food Service Fund, and the Debt Service Fund. The Board of Trustees should approve the adoption of the budgets associated with these funds, and subsequent amendments, at the *Fund Function* level. Other Special Revenue Funds for grants and capital projects should be approved on a *Project Basis*; and consequently, *are* not required to be approved with the same level of detail.

The administration routinely allows transfers of existing budgeted funds within the same fund function in order to accommodate the necessary operations of the requesting department or campus. These transfers usually become necessary due to account coding requirements. Requests for transfers of existing funds between functions are reviewed by the administration to ensure that the related expenditures will not exceed the overall approved budget at the function level. These requests allowed at the administrative level are subject to final approval by the Board of Trustees.

In addition to the transfers of existing budget funds outlined above, the Board of Trustees must approve requests for new appropriations prior to expenditure. These requests include appropriations from fund balance, and reappropriation of designated fund balances.

ADMINISTRATIVE CONSIDERATIONS:

The Administration has reviewed the following transfers/re-appropriations and determined the following:

GENERAL FUND

- Fund 199 (General Fund) - Local Revenues:
 - Adjust tax revenues due to a decrease in tax collections (96.6%), -\$558,495
 - Adjust interest revenues due to unexpected higher interest earnings, \$597,000
 - Adjust other local sources of revenues to align to actual earned revenue, \$41,870

Net Change in Local Revenue Budget is \$80,375

- Fund 199 (General Fund) - State Revenues:
 - Adjust Available School Fund revenue due to TEA adopting final 2022-23 per capital rate, \$469,212
 - Adjust Foundation School Program revenue due to anticipated Chap 49 Recapture Credit, \$443,600
 - Adjust the TRS On-Behalf state's contribution, \$115,925 (book entry only)

Net Change in State Revenue Budget is \$1,028,737

- Fund 199 (General Fund) - Federal Revenues:
 - Adjust federal revenue due to higher SHARS Medicaid reimbursable cost, \$71,981
Net Change in Federal Revenue Budget is \$71,981
- Fund 199 (General Fund) – Other Resources Revenue:
 - Adjustment due to actual Tuition Based/Afterschool Program operational costs, -\$63,952
Net Change in Other Resources Revenue Budget is - \$63,952

Net Change in the General Fund Revenue Budget is \$1,117,141 (See page 3)

Net Change in the General Fund Expenditure Budget is \$0.00 (See page 3)

Note: At this point no adjustments are being made to the GF expenditure budget until the next board meeting.

FOOD SERVICE

- Fund 240 – Food Service Revenues
 - Local Revenue – increase due to higher ala carte and reduced-price meals as compared to prior year when all meals were free of charge due to COVID, \$304,100
 - State Revenue – decrease due to lower meal participation, -\$9,588
 - Federal Revenue - decrease due to lower meal participation and increase in reduced-price meals (local revenue) as compared to prior year when all meals were free of charge due to COVID, -\$277,502
- Fund 240 – Food Service Expenditures
 - Increased expenditure budget due to walking-freezer project at High School Cafeteria, \$199,500
 - Reallocation of funds for general supplies, \$34,947

Net Change in the Food Service Revenue Budget is \$17,010 (See page 3)

Net Change in the Food Service Expenditure Budget is \$234,447 (See page 3)

ACTION REQUIRED

Board Approval

SUPPORT INFORMATION

Additional information provided upon request.

Contact: Moises Santiago – Chief Financial Officer

WIMBERLEY ISD
FY2022-23
Budget Amendment 4

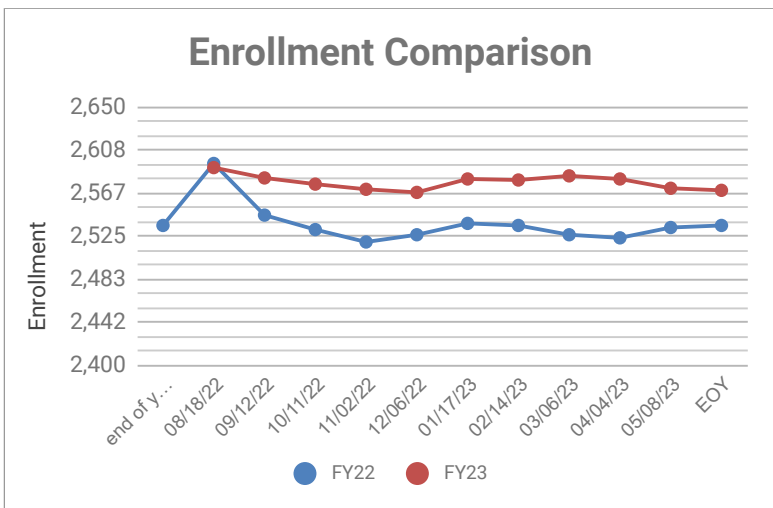
| | GENERAL FUND | | | CHILD NUTRITION PROGRAM | | | DEBT SERVICE | | | TOTAL REVISED BUDGET | | |
|---|-----------------------------|-----------------------|--------------------|-----------------------------|-----------------------|--------------------|-----------------------------|-----------------------|--------------------|-----------------------------|-----------------------|--------------------|
| | FY2022-23 Revised Budget | Budget Adjustments | Budget Amend #4 | FY2022-23 Revised Budget | Budget Adjustments | Budget Amend #4 | FY2022-23 Revised Budget | Budget Adjustments | Budget Amend #4 | FY2022-23 Revised Budget | Budget Adjustments | Budget Amend #4 |
| 5700 - Local Revenue | 31,637,225 | 80,375 | 31,717,600 | 325,900 | 304,100 | 630,000 | 9,550,308 | 0 | 9,550,308 | 41,513,433 | 384,475 | 41,897,908 |
| 5800 - State Revenue | 2,454,849 | 1,028,737 | 3,483,586 | 15,135 | (9,588) | 5,547 | 50,000 | 0 | 50,000 | 2,519,984 | 1,019,149 | 3,539,133 |
| 5900 - Federal Revenue | 218,000 | 71,981 | 289,981 | 873,252 | (277,502) | 595,750 | 0 | 0 | 0 | 1,091,252 | (205,521) | 885,731 |
| 7900 - Other Resources Non-Op Revenue | 155,832 | (63,952) | 91,880 | 0 | 0 | 0 | 0 | 0 | 0 | 155,832 | (63,952) | 91,880 |
| Total Revenues | 34,465,906 | 1,117,141 | 35,583,047 | 1,214,287 | 17,010 | 1,231,297 | 9,600,308 | 0 | 9,600,308 | 45,280,501 | 1,134,151 | 46,414,652 |
| 11 Instruction | 14,825,890 | 0 | 14,825,890 | | | 0 | | | 0 | 14,825,890 | 0 | 14,825,890 |
| 12 Instructional Resources/Media | 272,770 | 0 | 272,770 | | | 0 | | | 0 | 272,770 | 0 | 272,770 |
| 13 Instruction Staff Development | 188,786 | 0 | 188,786 | | | 0 | | | 0 | 188,786 | 0 | 188,786 |
| 21 Instructional Leadership | 394,418 | 0 | 394,418 | | | 0 | | | 0 | 394,418 | 0 | 394,418 |
| 23 School Leadership | 1,323,548 | 0 | 1,323,548 | | | 0 | | | 0 | 1,323,548 | 0 | 1,323,548 |
| 31 Guidance & Counseling Services | 945,467 | 0 | 945,467 | | | 0 | | | 0 | 945,467 | 0 | 945,467 |
| 33 Health Services | 233,225 | 0 | 233,225 | | | 0 | | | 0 | 233,225 | 0 | 233,225 |
| 34 Student (Pupil) Transportation | 907,039 | 0 | 907,039 | | | 0 | | | 0 | 907,039 | 0 | 907,039 |
| 35 Food Services | | | | 1,045,553 | 234,447 | 1,280,000 | | | 0 | 1,045,553 | 234,447 | 1,280,000 |
| 36 Cocurricular/Extracurricular | 1,357,493 | 0 | 1,357,493 | | | 0 | | | 0 | 1,357,493 | 0 | 1,357,493 |
| 41 General Administration | 1,448,985 | 0 | 1,448,985 | | | 0 | | | 0 | 1,448,985 | 0 | 1,448,985 |
| 51 Plant Maintenance & Operations | 3,576,423 | 0 | 3,576,423 | | | 0 | | | 0 | 3,576,423 | 0 | 3,576,423 |
| 52 Security & Monitoring Services | 819,752 | 0 | 819,752 | | | 0 | | | 0 | 819,752 | 0 | 819,752 |
| 53 Data Processing Services | 482,428 | 0 | 482,428 | | | 0 | | | 0 | 482,428 | 0 | 482,428 |
| 61 Community Services | 390 | 0 | 390 | | | 0 | | | 0 | 390 | 0 | 390 |
| 71 Debt Services | | | | | | 0 | 5,855,280 | 0 | 5,855,280 | 5,855,280 | 0 | 5,855,280 |
| 81 Facilities Acquisition/Constr. | | | | | | 0 | | | 0 | 0 | 0 | 0 |
| 91 Chapter 49 Payments | 8,393,449 | 0 | 8,393,449 | | | 0 | | | 0 | 8,393,449 | 0 | 8,393,449 |
| 99 Other Intergovernmental charge | 283,400 | 0 | 283,400 | | | 0 | | | 0 | 283,400 | 0 | 283,400 |
| 00 Other Resources Non-Op Expense | | | | | | 0 | | | 0 | 0 | 0 | 0 |
| Total Expenditures | 35,453,463 | 0 | 35,453,463 | 1,045,553 | 234,447 | 1,280,000 | 5,855,280 | 0 | 5,855,280 | 42,354,296 | 234,447 | 42,588,743 |
| Unaudited Beginning Fund Balance | 7,279,617 | 7,279,617 | 7,279,617 | 420,828 | 420,828 | 420,828 | 5,236,420 | 5,236,420 | 5,236,420 | 12,936,865 | 12,936,865 | 12,936,865 |
| Net Changes in Fund Balance | (987,557) | 1,117,141 | 129,584 | 168,734 | (217,437) | (48,703) | 3,745,028 | 0 | 3,745,028 | 2,926,205 | 899,704 | 3,825,909 |
| Projected End of Year Fund Balance | 6,292,060 | 8,396,758 | 7,409,201 | 589,562 | 203,391 | 372,125 | 8,981,448 | 5,236,420 | 8,981,448 | 15,863,070 | 13,836,569 | 16,762,774 |

WIMBERLEY INDEPENDENT SCHOOL DISTRICT FY23 Student Enrollment

| By Campus | 05/25/22 | 08/18/22 | 09/12/22 | 10/11/22 | 11/02/22 | 12/06/22 | 01/17/23 | 02/14/23 | 03/06/23 | 04/04/23 | 05/08/23 | EOY |
|--------------|----------|----------|----------|----------|----------|----------|----------|----------|----------|----------|----------|-----|
| Blue Hole | 536 | 578 | 577 | 568 | 571 | 572 | 579 | 575 | 576 | 580 | 573 | 573 |
| Jacob's Well | 558 | 522 | 525 | 528 | 528 | 530 | 533 | 538 | 542 | 541 | 539 | 539 |
| Danforth | 626 | 660 | 653 | 653 | 649 | 648 | 655 | 656 | 658 | 655 | 652 | 650 |
| WHS | 805 | 831 | 826 | 826 | 822 | 817 | 813 | 810 | 807 | 804 | 807 | 807 |

| All | end of | 08/18/22 | 09/12/22 | 10/11/22 | 11/02/22 | 12/06/22 | 01/17/23 | 02/14/23 | 03/06/23 | 04/04/23 | 05/08/23 | EOY |
|------|--------|----------|----------|----------|----------|----------|----------|----------|----------|----------|----------|------|
| FY22 | 2535 | 2595 | 2545 | 2531 | 2519 | 2526 | 2537 | 2535 | 2526 | 2523 | 2533 | 2535 |
| FY23 | | 2591 | 2581 | 2575 | 2570 | 2567 | 2580 | 2579 | 2583 | 2580 | 2571 | 2569 |

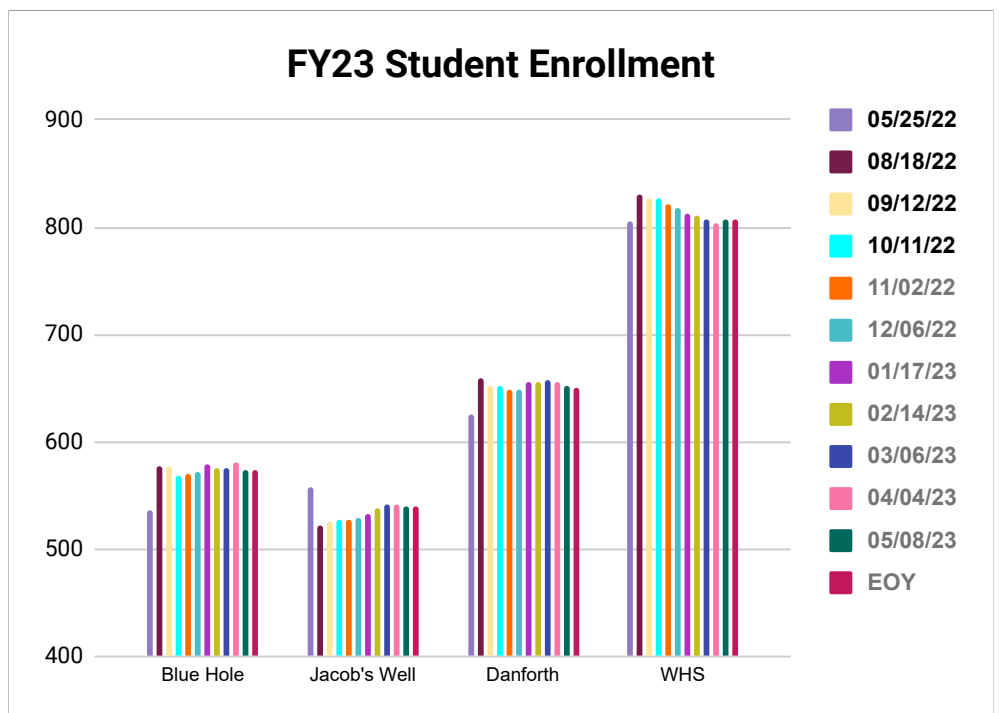
| Transfer | end of | 08/18/22 | 09/12/22 | 10/11/22 | 11/02/22 | 12/06/22 | 01/17/23 | 02/14/23 | 03/06/23 | 04/04/23 | 05/08/23 | EOY |
|----------|--------|----------|----------|----------|----------|----------|----------|----------|----------|----------|----------|-----|
| FY22 | 409 | 436 | 419 | 414 | 413 | 418 | 417 | 416 | 418 | 415 | 409 | 409 |
| FY23 | | 427 | 420 | 420 | 419 | 425 | 423 | 426 | 423 | 426 | 421 | 419 |



| All students | | FY23 | Transfer students | |
|--------------|------------|------|-------------------|------------|
| # | Increase % | | # | Increase % |
| 56 | 2% | Aug | 18 | 4% |
| 46 | 2% | Sept | 11 | 3% |
| 40 | 2% | Oct | 11 | 3% |
| 35 | 1% | Nov | 10 | 2% |
| 32 | 1% | Dec | 16 | 4% |
| 45 | 2% | Jan | 14 | 3% |
| 44 | 2% | Feb | 17 | 4% |
| 48 | 2% | Mar | 14 | 3% |
| 45 | 2% | Apr | 17 | 4% |
| 36 | 1% | May | 12 | 3% |
| 34 | 1% | EOY | 10 | 2% |

| EOY 2023 | All Students | Transfers Students | % Transfers |
|-----------|--------------|--------------------|-------------|
| District | 2569 | 419 | 16% |
| WHS | 807 | 130 | 16% |
| Danforth | 650 | 104 | 16% |
| JWE | 539 | 88 | 16% |
| Blue Hole | 573 | 97 | 17% |

| EOY FY23 | |
|--------------------------|------|
| FY23 Budgeted Enrollment | 2584 |
| FY23 Actual | 2569 |
| Difference | -15 |
| FY23 Budgeted Tuition PK | 84 |
| FY23 Actual Tuition PK | 110 |
| Difference | +26 |



WIMBERLEY INDEPENDENT SCHOOL DISTRICT
FY23 Student Enrollment
EOY - 5/24/2023

Tuition based Pre-K 110

| | | | | | | | | | | | Transfers | | |
|-------------------------|-------------|----|----|------|----|----|----|----|----|-----|----------------------|--------------|------------|
| | | | | | | | | | | | Employee | Non Employee | |
| EE/PPCD | 6 | | | | | | | | | | 6 | | |
| PK (drop in) | PK-4 | 42 | | PK-3 | 18 | | | | | | 60 | 2 | 9 |
| Kindergarten | 22 | 18 | 22 | 22 | 22 | 20 | 21 | | | | 147 | 2 | 22 |
| First Grade | 22 | 21 | 22 | 19 | 21 | 22 | 16 | 21 | 21 | 185 | 3 | 28 | |
| Second Grade | 20 | 20 | 17 | 21 | 22 | 21 | 21 | 21 | 18 | 181 | 5 | 26 | |
| Third Grade | 21 | 21 | 21 | 21 | 21 | 21 | 21 | 20 | | | 167 | 6 | 23 |
| Fourth Grade | 21 | 20 | 21 | 21 | 19 | 20 | 21 | 21 | 21 | 185 | 4 | 21 | |
| Fifth Grade | 23 | 23 | 23 | 23 | 25 | 24 | 23 | 23 | | | 187 | 4 | 30 |
| Sixth Grade | | | | | | | | | | | 233 | 10 | 30 |
| Seventh Grade | | | | | | | | | | | 192 | 6 | 22 |
| Eighth Grade | | | | | | | | | | | 225 | 4 | 32 |
| Ninth Grade | | | | | | | | | | | 227 | 2 | 39 |
| Tenth Grade | | | | | | | | | | | 206 | 4 | 27 |
| Eleventh Grade | | | | | | | | | | | 190 | 4 | 31 |
| Twelfth Grade | | | | | | | | | | | 184 | 3 | 20 |
| | | | | | | | | | | | 59 | 360 | |
| Enrollment Total | 2679 | | | | | | | | | | FUNDED TOTAL: | 2569 | 419 |

BLUE HOLE CAMPUS

EC/Kindergarten - 2nd Grade 573

JACOB'S WELL CAMPUS

3rd - 5th Grade 539

DANFORTH CAMPUS

6TH - 8TH Grade 650

HIGH SCHOOL

9TH - 12TH Grade 807

In District Enrollment

2150 97

| District Transfer Students | |
|----------------------------|-----|
| Appx. Savings to District | |
| Last year's amount | |
| \$2,506,760 | |
| Austin | 4 |
| Blanco | 31 |
| Comal | 73 |
| Dripping Spr | 22 |
| Hays | 75 |
| Leander | 1 |
| Luling | 1 |
| Navarro | 2 |
| San Marcos | 210 |



Minutes of Regular Meeting

Board of Trustees

A Regular Meeting of the Board of Trustees of Wimberley Independent School District was held Monday, **Monday, May 15, 2023**, beginning at **6:00 PM** in the WISD Administration Building 951 FM 2325 Wimberley, TX 78676.

1. Call the meeting to order and determine a quorum - The regular meeting of the Board of Trustees of the Wimberley Independent School District was called to order by Dr. Campbell at 6:00 p.m. A quorum was established with the following members present: Dr. Campbell, Lexi Jones, Andrea Justus, Nathan Cross, Will Conley, Chad Canine, Ken Strange.

Administrators Present: Dr. Bonewald, Jason Valentine, Moises Santiago, Lauri Grisham, Ryan Wilkes, Dara Brooks, SueAnna Thomas, Christi Moeller, Doug Warren
Directors Present: Allen Bruggman, Roz Simmons, Lori Pharis, Darrell Rivera.
The Pledge of Allegiance to the U.S. flag was led by the Board of Trustees. Dr. Campbell held a moment of reflection.

2. Special Recognition

Spring State Qualifiers - Athletic State Qualifiers - Coach Warren recognized the track sport. Coaches DeMarco and Coach Lacey Lambert. Coach Westley Lambert - coached state champions. Emily Thames State Champion long jump, Bailey Gold 7th Place 100 Hurdles, and Gabe Wray State Champion long jump. Tennis - Coaches Gustafen, Coffman and Pharis. John Moore State semifinalist in boys singles, Ella Malone State semifinalist in girls singles, Sara Cook and Gwen Pierce State Quarterfinalists in girls doubles.

Golf, Boys - Coach Saucier - compete next Monday at State - Jaxon Donaldson, Kellar Cudney, Cody Stoever, Hollis Eckols and Ethan Sharp.

Academic UIL Team - Coach Kyla Brookshier-DeLeon

Dramatic Interpretation - Azula Hunter-Thiam- Semi Finalist, placing 11th

Duet Acting - Azula Hunter-Thiam and Alex Davenport- Semi Finalist, placing 10th

Impromptu Speaking - Josh Bober- 4th Place

Policy Debate - Josh Bober and Kathryn McKinney placed 6th

Speech and Debate - Azula Hunter-Thiam, Alex Davenport, Josh Bober, Sammy Shelor, Kathryn McKinney, and Gage Trudea

Competing Wednesday and Thursday:

Feature Writing - Payton Shaw,

Science team - Jacob Mantsch, Kaitlyn Marinos, Kayla Pierce & Tyler Youens,

Social Studies Team - Trinity Rivera, Samuael Crow, Chloe Thompson and Rachel Caldwell.

Informative speaking - Josh Bober

Prose Interpretation - Azula Hunter Thiam

Poetry Interpretation - Chloe Swindle

Current Events - Alex Caldwell, Josh Bober, Hyatt Romp and John Moore.

National Speech and Debate - Josh Bober and Kathryn McKinney will be competing

on a team consisting of the two of them and three students from Hendrickson High School in World Schools Debate.

3. PUBLIC FORUM - No individual requested to address the Board during Public Forum.
4. Information Items
 - A. School Health Advisory Council Annual Report - Presenter: Marnie Moore - Marnie Moore presented the annual SHAC report for the Board. Members: Meredith Davenport, Jennifer Kirchner, David Knight, Kenneth Gustafson, Lori Pharis, Michelle Wilkes. SHAC has met 6 times this school year and have 2 more meetings schedule.
 - B. Strategic Plan Priority 3 Update: Strengthen Community Excellence - Presenters Allen Bruggman and Stephanie Breedyk - Dr. Bonewald introduced Allen Bruggman. Mr. Bruggman reviewed the Strategic Plan Update for the Board. Stephanie Breedyk reviewed the Practicum program stating there are 58 students this current year. Ms. Breedyk introduced students which reviewed their practicums. Kate Von Gonten, Claire Valentine, Lauren Boyle, David Fraprie, and Kinbe Perez. The students reviewed their experience for the Board.
 - C. Special Policy Review Committee Update - Presenter Jason Valentine - Jason Valentine introduced Brad Biggers, WHS student Tom Watson and Tucker Furlow that were part of the group that participated in the special policy review. The Board thanked all the members of the group for the work they accomplished. Dr. Campbell asked the Board to direct any questions to Mr. Valentine and asked that this agenda item be placed on the June board meeting.
5. Consider Approval of Campus Security Film Request for Proposal Bids -Roz Simmons reviewed the bid process for the Board and made the recommendation. Motion to approve the bid as presented. This motion, made by Ken Strange and seconded by Nathan Cross, Passed, Yea: 7, Nay: 0

The Board took a 5-minute break 7:00 - 7:05 p.m.

6. Discuss and Consider Approval of Board Operating Procedures - Dr. Campbell reviewed the item for the Board. Discussion was held concerning some amendments. Motion to approve as presented except Section 2 items 10-13, Section 3 bullet point C. This motion, made by Nathan Cross and seconded by Chad Canine, Passed. Yea: 7, Nay: 0

Motion to amend the motion to approve the Board Operating procedures with the exception of Section 2 items 10-13, Section 3 items 10C and on item 5H2 to remove term "budget committee". This motion, made by Nathan Cross and seconded by Chad Canine, Passed. Yea: 7, Nay: 0

7. Discussion and Consider Action to Appoint a TASB Delegate - Motion to nominate Lexi Jones to serve. This motion, made by Ken Strange and seconded by Will Conley, Passed. Yea: 7, Nay: 0

8. CFO's Report - Moises Santiago reviewed the financials for the Board. The check register was provided.
9. Superintendent's Report
 - A. WHS Safety Audit - Dr. Bonewald reviewed the WHS School Safety Audit which had zero findings.
 - B. Legislative Update - Dr. Bonewald reviewed Senate bill 8 which addresses Special Education ESA/Voucher, STAAR revisions, Education Commissioner more unilateral control of state assessments. House bill advancing property tax relief bill and Senate bill 418 regarding local district transfer policies.
 - C. Budget Preparation Update - Dr. Bonewald shared with the board preparation that the Administrative team has reviewed. Every Department and Campus is undergoing a five-year budget history, every position that opens is being reviewed to verify the staffing need before posting, and prioritizing pay and benefit competitiveness to attract and retain high-quality staff. The next steps will be a compensation plan options and impact analysis and the build-out detailed campus and department budgets.
10. Consent Agenda - Presiding Officer - Motion to approve the consent agenda as presented less 10B. This motion, made by Lexi Jones and seconded by Ken Strange, Passed. Yea: 7, Nay 0

Motion to amend the minutes of the April 17, 2023 meeting noting Lexi Jones left the meeting after executive session. This motion, made by Lexi Jones and seconded by Ken Strange, Passed. Yea: 5, Nay: 0, Abstain (With Conflict): 2
 - A. Student Enrollment and Attendance
 - B. Minutes of the Regular Meeting, April 17, 2023
 - C. Minutes of the Called Meeting, April 12, 2023
 - D. Request for Proposal - WHS Cafeteria freezer
 - E. TEKS Certification Summary 2023-2024
11. Closed Session - The Board adjourned into closed session at 7:50 p.m. pursuant to Texas Government Code Section: 551.071 et seq.
 - A. Deliberation Regarding Security Devices or Security Audits. *Texas Gov't Code §551.076 and §551.089*
 - B. Personnel Matters. *Texas Gov't Code §551.074*
 1. New hires/terminations/employee discipline
 - C. Deliberation Regarding Real Property. *Texas Gov't Code §551.072*
 - D. Consultation with Attorney. *Texas Gov't Code §551.071*
12. The Board will reconvene and take possible action on items discussed in executive session - The Board reconvened at 8:32 p.m. Motion to offer position at WISD Brady Reid, Kara Vogle, Brooke Daly. This motion, made by Ken Strange and seconded by Lexi Jones, Passed. Yea:7, Nay: 0

13. Prepare for next meeting - The next regular meeting is scheduled for June 19, 2023.
14. Adjourn - There being no further business to discuss, motion to adjourn at 8:33 p.m. This motion, made by Ken Strange and seconded by Lexi Jones, Passed. Yea: 7, Nay: 0

Andrea Justus, Secretary

Dr. Rob Campbell, President

**WIMBERLEY INDEPENDENT SCHOOL DISTRICT
BOARD OF EDUCATION**

CONSENT PAGE

Subject: Board Resolution Extending Depository Contract

Date: June 19, 2023

Presented by: Moises Santiago, CFO

1. [BACKGROUND INFORMATION](#)

The District went out for bids on FY2021 and received three proposals from local banks. On June 21, 2021, the Board awarded the depository contract to Wells Fargo Bank for a two-year period, with the option of renewing at the end of the original two-year contract period (August 31, 2023). According to TEC 45.205, the depository contract can be extended for three (3) additional two-year terms. Therefore, the original contract may be in effect for a total of eight (8) years. See attached TEA Q&A regarding depository contracts.

2. [ADMINISTRATIVE RECOMMENDATION](#)

That the Board approves to renew the depository contract for an additional two-year period (September 1, 2023 to August 31, 2025), and at the end of this period that the District goes out for bid before renewing for a Second two-year term. See attached Depository Extension Form.

3. [BOARD ACTION REQUIRED](#)

Board Approval

**Board Resolution Extending Depository Contract for Funds
Of Independent School Districts Under Texas Education Code,
Chapter 45, Subchapter G, School District Depositories**

Resolved by the Wimberley ISD Board of Trustees **that:**
Board of Trustees
Wells Fargo, N.A. located at Hays County
(Name of Depository Bank) *(Name of County)*

County, State of Texas, being a bank as defined in section 45.201 of the Texas Education Code, and Wimberley ISD (CDN: 105-905) agree to extend this depository
(Name of District)

contract pursuant to Texas Education Code Section 45.205, for an additional two-year term from 09/01/2023, through 08/31/2025. Under Texas Education Code Section 45.205(b), a school district and the district's depository bank may agree to extend a depository contract for three additional two-year terms. The extension constitutes the parties' First two-year term.
(first, second, third)

Furthermore, under Texas Education Code Section 45.205(c), the contract term and any extension must coincide with the school district's fiscal year.

AGREED AND ACCEPTED on behalf of Wimberley ISD
Name of District
this the 19th day of June, 2023.

Signature of President of School Board

AGREED AND ACCEPTED on behalf of Depository this the _____ day of _____, _____.

Typed Name of Depository

Signature of Authorized Bank Officer

Title of Authorized Bank Officer

Acknowledgement

Acknowledged before me in _____ County, Texas, on _____, 20____, by

_____, bank officer of the Depository named in the preceding document, for the Depository.

Signature of Notary

(SEAL)

Notary Public in and for _____
County, Texas

Depository Contracts Frequently Asked Questions

1. When are the depository contract documents due to the TEA?

The Texas Education Code (TEC), §45.208(e), was amended by Senate Bill 1376. As a result, as of June 4, 2019, a school district is not required to submit its Depository Contract for Funds of Independent School Districts and its Texas Surety Bond form, if applicable, to TEA.

All remaining depository contract rules are still in effect. If a school district makes changes to its direct deposit account, the district still must electronically submit a Direct Deposit Authorization form to TEA.

2. May our district send the bid or request for proposal notice to a bank by email?

Yes, your district may send the bid or request for proposal forms by email in addition to mailing the forms to the banks. In accordance with the Texas Education Code (TEC), §45.206, your district must mail to each bank located in the district, and, if desired, to other banks, a notice stating the time and place in which bid applications or proposals will be received. The notice must include a uniform bid blank or proposal blank in the form prescribed by State Board of Education rule.

3. Are we required to advertise in the newspaper?

Your district may advertise in the newspaper; however, it is not required to do so.

4. Is our district required to use the bid or proposal for depository services form and depository contract form provided by the TEA, or may our district develop its own?

Your district must use the bid or proposal form and depository contract form provided by the TEA, as required by the TEC, §45.206 and §45.208, and the State Board of Education (SBOE) rules found in 19 Texas Administrative Code (TAC) §109.51 and §109.52. Your district may **add** to the uniform bid or proposal form other terms that do not unfairly restrict competition between banks as stated in the TEC, §45.206(b).

5. Are there any special considerations when using a request for proposals instead of bids?

Yes, the TEC, §45.206(d), requires a district that uses a request for proposals to state the selection criteria (including the factors specified under §45.207[c]) in the request for proposals. When the proposals are received, the district must select the proposal that offers the best value based on the evaluation and ranking of each submitted proposal in relation to the previously stated selection criteria. In other words, the selection criteria may not be changed after the proposals are received.

6. The district must specify an amount for the cashier's check in the Bid Form for Depository Services or Proposal Form for Depository Services. What is an appropriate amount to request?

Your district determines the amount of the cashier's check. The amount of the cashier's check must cover bidding or proposal costs and any additional costs the district will incur in seeking new bids or proposals should the bank with the initial winning bid or proposal fail to enter into the depository contract.

8. Do we still have to go through the bidding or proposal process if there is only one bank located in the district?

Yes, your district must submit a bid or proposal notice and form to at least two banks, the one bank within the district and at least one bank outside the district.

9. How do I determine which banks to send the bank bid or request for proposal to? I know every bank in the district needs to receive it, but how do I ensure that I have included all banks?

You can do a search for bank offices within your district's boundaries on the following website:

<https://research.fdic.gov/bankfind/>.

The website allows you to limit your search by entering criteria specific to your district.

10. What if our school district decides to use a different method to select its depository?

As long as at least 60 days remain before the date your school district's current depository contract expires, your district can use the standard form used for documenting the method chosen to revoke its previous choice. Then your district must elect to use the other option and mail the appropriate forms to each bank located in the district, and, if desired, to other banks.

11. What if our school district sends the wrong forms to the banks (bid forms instead of proposal forms)?

If your school district has elected to use one method and sends forms for another method to banks, the district may mail the correct forms to all banks that received the incorrect forms. Your district must clarify which method will be used in the second mailing.

12. Our district went out for bids or proposals; however, our district was not satisfied with the initial bids or proposals received. May our district go out a second time for bids or proposals?

Yes, per the TEC, §45.207(d), "the board of trustees of the school district has the right to reject any and all bids or proposals." Please note that your district must allow sufficient time to accommodate any unexpected delays to ensure that district funds are received in a timely manner.

13. Is there a guideline anywhere on how to evaluate bank depository bids or proposals that is similar to the TEC, §44.031, which lists all the factors that must be considered in determining to whom to award a contract?

The TEC does not provide a guideline for the evaluation of a bank depository. However, your district should develop criteria in order of importance to be used in the evaluation process. The criteria developed should be based on the district's specific needs and concerns. Your district can use *Attachment A* to assist the district in making bank comparisons.

Please note that the bid and proposal forms refer to *Attachment A* as alternately "Bank Historical Information," "proposed fee schedule," and "Volumes for Pricing Transactions."

14. What are the beginning and ending dates that must be included on the bid or proposal form, contract form, and extension form?

The TEC, §45.205(c), requires that a contract term and any extension coincide with the school district's fiscal year. The two-year contract term also, begins and ends in odd-numbered years and is from either July 1 of one year through June 30 two years later or September 1 of one year through August 31 two years later; for example, July 1, 2021, through June 30, 2023, or September 1, 2021, through August 31, 2023.

15. Is there a form to document the selection of the method for choosing the depository?

To assist school districts, the TEA developed the *Depository Contract Data Sheet for Independent School Districts*, which can be used to document the method chosen. This form is optional.

16. Our district went out for bids in the 2015-2017 biennium and filed extensions during the 2017-2019 biennium and the 2019-2021 biennium's. Does our district qualify for another extension for the 2021-2023 biennium?

Yes, a district qualifies to extend its depository contract for three (3) additional two-year terms provided that the bank agrees as well (refer to the TEC, §45.205[b], as amended by Senate Bill 754, effective September 1, 2017).

17. If a district files an extension what forms must the district use?

If the district and the bank agree to extend the depository contract for an additional two-year term, then the district must complete the *Board Resolution Extending Depository Contract for Funds of Independent School Districts* form

18. Is there a form our district must use if its deposits will be secured by a surety bond?

Yes, the district must complete a *Texas School Depository Surety Bond Form* as required by the TEC, §45.208(a). That section states that "the bank or banks selected as school depository or depositories and the school district shall enter into a depository contract or contracts, bond or bonds, or other necessary instruments setting forth the duties and agreements pertaining to the depository, in a form and with the content prescribed by the State Board of Education." The applicable SBOE rule is 19 TAC §109.52.

19. What percentage of the district's funds must be covered by eligible securities?

According to the Texas Government Code, §2257.022(a), the total value of eligible security to secure a deposit of public funds must be in an amount not less than the amount of the deposit of public funds. However, please note that if a district agrees to the use of reducing principal securities to secure the deposit, then the amount of collateral must comply with §2257.022(b), which states that "the total value of eligible security described by Section 45.201(4)(D), Education Code, to secure a deposit of public funds of a school district must be in an amount not less than 110 percent of the amount of the deposit as determined under Subsection (a)."

20. How do I determine the Federal Deposit Insurance Corporation (FDIC) coverage limits?

Your school district can use the FDIC's Electronic Deposit Insurance Estimator (EDIE) to calculate the insurance coverage on school district deposits. EDIE is available on the following website: <https://www.fdic.gov/edie/index.html>.

21. May our district use a credit union for banking?

No, only institutions covered by FDIC insurance are eligible to serve as depositories. Credit Unions are not FDIC insured. The TEC, §45.201(2) defines “bank” as a bank, a savings and loan association, or a savings bank organized under the laws of this state, another state, or federal law that has its main office or a branch office in this state. The term does not include any bank the deposits of which are not insured by the Federal Deposit Insurance Corporation.

22. Our district has selected a new depository bank for the 2021-2023 biennium. May our district still keep the certificates of deposit (CDs) with the old depository bank?

Yes, your district may keep with the "old" bank any CDs that mature after the ending date of the depository contract. Please refer to Article IV.D. of the *Depository Contract for Funds of Independent School Districts* form.

23. May our school district select another depository in the event a bank is closed?

Yes, the Texas Local Government Code, §131.001, allows the local government authority of a county, municipality, or district to select by contract a special depository if the original depository bank suspends business or is taken charge of by a state or federal bank regulatory agency. When a bank fails, and is reopened, the FDIC usually negotiates a contract with the new bank. The contract will specify if or under what conditions the new bank will honor preexisting depository contracts. As soon as feasible, all safekeeping receipts should be reissued, showing the name of the new bank and the securities pledged to the district. Also, when a failed bank is reopened, the transit routing number, the bank address, the type of account, or the account number may change. The district must notify the TEA immediately of any changes that could affect the receipt of school funds and complete a new *Direct Deposit Authorization* form.

A list of failed banks and useful information for the customers and vendors of these banks are available on the following website: <http://www.fdic.gov/bank/individual/failed/banklist.html>.

24. Our district has elected to remain with its current depository, where the district funds are directly deposited. Is a Direct Deposit Authorization form still required?

No, the Direct Deposit Authorization form is required **only** if a district is changing the direct deposit account information. Please note that this form is not required if a district selects a new depository and the state funds received will continue to be directly deposited into an investment pool.

Use of Bathrooms and
Changing Facilities

The district will apply rules concerning the use of rest rooms, locker rooms and changing facilities in a manner consistent with the biological sex of each individual. Individuals will be required to use the rest room, locker room and changing facility that corresponds with their biological sex. Additionally, there is a single-user restroom available at each campus for all individuals who prefer not to use the multi-user restroom, locker room or changing facility.

For purposes of this policy, a statement of an individual's biological sex on the individual's birth certificate is considered to have correctly state the individual's biological sex only if the statement was (1) entered at or near the time of individual's birth; or (2) modified to correct any type of scrivener or clerical error in the individual's biological sex.

DRAFT

Note: For information related to the selection process and accounting of instructional materials, as this term is defined by state law and rule, see CMD and EFA.

Objectives

The District shall provide a wide range of instructional resources for students and faculty that present varying levels of difficulty, diversity of appeal, and a variety of points of view. Although professional staff members may select instructional resources for their use in accordance with District policy and administrative regulations, the ultimate authority for determining and approving the curriculum and instructional program of the District lies with the Board.

In this policy, “instructional resources” may include textbooks, library acquisitions, supplementary resources for classroom use, and any other instructional resources, including electronic resources, used for formal or informal teaching and learning purposes. The primary objectives of instructional resources are to implement, enrich, and support the District’s educational program.

The Board shall rely on District professional staff to select and acquire instructional resources that:

1. Enrich and support the curriculum, taking into consideration students’ varied interests, abilities, learning styles, and maturity levels.
2. Stimulate growth in factual knowledge, enjoyment of reading, literary appreciation, aesthetic values, and societal standards.
3. Present various sides of controversial issues so that students have an opportunity to develop, under guidance, skills in critical analysis and in making informed judgments in their daily lives.
4. Represent many ethnic, religious, and cultural groups and their contributions to the national heritage and world community.
5. Provide a wide range of background information that will enable students to make intelligent judgments in their daily lives.

Selection Criteria

In the selection of instructional resources, professional staff shall ensure that the resources:

1. Support and are consistent with the general educational goals of the state and District and the aims and objectives of individual schools and specific courses consistent with the District and campus improvement plans.

INSTRUCTIONAL RESOURCES

EF
(LOCAL)

2. Meet high standards for artistic quality and/or literary style, authenticity, educational significance, factual content, physical format, presentation, readability, and technical quality.
3. Are appropriate for the subject area and for the age, ability level, learning styles, and social and emotional development of the students for whom they are selected.
4. Are designed to help students gain an awareness of our pluralistic society.
5. Are designed to provide information that will motivate students and staff to examine their own attitudes and behavior; to understand their duties, responsibilities, rights, and privileges as citizens participating in our society; and to make informed choices in their daily lives.
6. For library selections, are integral to the instructional program, are appropriate for the reading levels and understanding of students, reflect the interests and needs of the students and faculty, are included because of their literary or artistic value and merit, and present information with the greatest degree of accuracy and clarity.

Administrators, teachers, library media specialists, other District personnel, parents, and community members, as appropriate, may recommend instructional resources for selection. Gifts of instructional resources shall be evaluated according to these criteria and accepted or rejected in accordance with CDC(LOCAL). [WISD Textbook Adoption Procedure and Library Book Selection Procedure \(Will be linked as resources on the WISD Website\).](#)

Selection of resources is an ongoing process that includes the removal of resources no longer appropriate and the periodic replacement or repair of resources that still have educational value.

Controversial Issues

District professional staff shall endeavor to maintain a balanced collection representing various views when selecting instructional resources on controversial issues. Resources shall be chosen to clarify historical and contemporary forces by presenting and analyzing intergroup tension and conflict objectively, placing emphasis on recognizing and understanding social and economic problems. [See also EMB regarding instruction about controversial issues and EHAA regarding human sexuality instruction.]

Challenged Resources

A parent of a District student, any employee, or any District resident may formally challenge an instructional resource used in the District's educational program on the basis of appropriateness.

INSTRUCTIONAL RESOURCES

EF
(LOCAL)

Informal
Reconsideration

The school receiving a complaint about the appropriateness of an instructional resource shall try to resolve the matter informally using the following procedure:

1. The principal or designee shall explain the school's selection process, the criteria for selection, and the qualifications of the professional staff who selected the questioned resource.
2. The principal or designee shall explain the intended educational purpose of the resource and any additional information regarding its use.
3. If appropriate, the principal or designee may offer a concerned parent an alternative instructional resource to be used by that parent's child in place of the challenged resource.
4. If the complainant wishes to make a formal challenge, the principal or designee shall provide the complainant a copy of this policy and a form to request a formal reconsideration of the resource.

Formal
Reconsideration

A complainant shall make any formal objection to an instructional resource on the form provided by the District and shall submit the completed and signed form to the principal. Upon receipt of the form, the principal shall appoint a reconsideration committee.

The reconsideration committee shall include at least one member of the instructional staff who has experience using the challenged resource with students or is familiar with the challenged resource's content. Other members of the committee may include District-level staff, library staff, secondary-level students, parents, and any other appropriate individuals.

All members of the committee shall review the challenged resource in its entirety. As soon as reasonably possible, the committee shall meet and determine whether the challenged resource conforms to the principles of selection set out in this policy. The committee shall prepare a written report of its findings and provide copies to the principal, the Superintendent or designee, and the complainant.

Appeal

The complainant may appeal the decision of the reconsideration committee in accordance with appropriate complaint policies, starting with the appropriate administrator. [See DGBA, FNG, and GF]

Guiding Principles

The following principles shall guide the Board and staff in responding to challenges of instructional resources:

1. A complainant may raise an objection to an instructional resource used in a school's educational program, despite the fact that the professional staff selecting the resources were

qualified to make the selection, followed the proper procedure, and adhered to the objectives and criteria for instructional resources set out in this policy.

2. A parent's ability to exercise control over reading, listening, or viewing matter extends only to his or her own child.
3. Access to a challenged resource shall not be restricted during the reconsideration process, except the District may deny access to a child if requested by the child's parent.

The major criterion for the final decision on challenged resources is the appropriateness of the resource for its intended educational use. No challenged instructional resource shall be removed solely because of the ideas expressed therein.

DRAFT

The District shall address controversial topics in an impartial and objective manner. Teachers shall not use the classroom to transmit personal beliefs regarding political or sectarian issues. Students and educators shall ensure that, to the extent possible, discussions are conducted fairly and courteously.

Selection of Topics

A teacher selecting topics for discussion in the classroom shall be adequately informed about the issue and capable of providing the instruction on the subject, free from personal bias. In addition, the teacher shall be certain that:

1. The issue in question is within the range, knowledge, maturity, and comprehension of the students.
2. The issue is current and educationally significant.
3. The consideration of the issue does not interfere with the required instruction.
4. Sufficient relevant information on all aspects of the issue is provided.

If a teacher is unsure about a topic of discussion or about the methods to employ, the teacher may discuss the issue with the principal.

Classroom Discussion

In guiding classroom discussion of controversial issues, teachers shall:

1. Foster students' critical thinking skills.
2. Encourage discussion based on rational analysis.
3. Create an atmosphere in which students learn to respect other's opinions and disagree courteously.
4. Ensure that multiple viewpoints about the issue are presented by introducing an unexpressed viewpoint when necessary.
5. Avoid any attempt to coerce or persuade students to adopt the teacher's point of view.
6. [Comply with instructional requirements and prohibitions imposed under Texas law.](#)

Students or Parent Concerns

A student or parent with concerns regarding instruction about controversial issues shall be directed to the complaint policy at FNG.

Certain Instructional
Requirements and
Prohibitions

Social Emotional Learning Concepts will be addressed through WISD TEXAN Roots Character Education program in accordance with TEC 29.906.

Concepts of Critical Race Theory as specifically defined by EMB (LEGAL) shall not be taught.

No concepts of sexual orientation, gender identity, or gender fluidity are taught in WISD.

The District will not promote, require or encourage the use of pronoun identifiers for students, teachers or any other persons in any manner that is inconsistent with the biological sex.

The District prohibits all obscene or ~~vulgar-harmful~~ materials as defined in EF(LEGAL).

DRAFT

STUDENT EXPRESSION
DISTRIBUTION OF NONSCHOOL LITERATURE

FNA
(LOCAL)

Written or printed materials, handbills, photographs, pictures, films, tapes, or other visual or auditory materials not sponsored by the District or by a District-affiliated school-support organization shall not be sold, circulated, distributed, or posted on any District premises by any District student, except in accordance with this policy.

The District shall not be responsible for, nor shall the District endorse, the contents of any nonschool literature distributed by students.

For purposes of this policy, "distribution" means the circulation of more than 25 copies of material from a source other than the District.

Materials distributed under the supervision of instructional personnel as a part of instruction or other authorized classroom activities shall not be considered nonschool literature and shall not be governed by this policy.

[For distribution of nonschool literature by nonstudents, see GKDA]

**Limitations on
Content**

Nonschool literature shall not be distributed by students on District property if:

1. The materials are obscene, vulgar, or otherwise inappropriate for the age and maturity of the audience.
2. The materials endorse actions endangering the health or safety of students.
3. The materials promote illegal use of drugs, alcohol, or other controlled substances.
4. The distribution of such materials would violate the intellectual property rights, privacy rights, or other rights of another person.
5. The materials contain defamatory statements about public figures or others.
6. The materials advocate imminent lawless or disruptive action and are likely to incite or produce such action.
7. The materials are hate literature or similar publications that scurrilously attack ethnic, religious, or racial groups or contain content aimed at creating hostility and violence, and the materials would materially and substantially interfere with school activities or the rights of others.
8. There is reasonable cause to believe that distribution of the nonschool literature would result in material and substantial interference with school activities or the rights of others.

9. [The materials promote prohibited concepts described in EMB.](#)

Prior Review

All nonschool literature intended for distribution by students on school campuses or other District premises under this policy shall be submitted to the principal for prior review in accordance with the following:

1. Materials shall include the name of the person or organization sponsoring the distribution.
2. Using the standards found in this policy at Limitations on Content, the principal shall approve or reject submitted materials within two school days of the time the materials were received.

Exceptions to Prior Review

Prior review shall not be required for distribution of nonschool literature by District students only in the following circumstances:

1. Distribution of materials by a student to other attendees during a meeting of a noncurriculum-related student group authorized to meet at school during noninstructional time in accordance with FNAB(LOCAL); or
2. Distribution of nonschool materials in circumstances for which exceptions to prior review are authorized at GKDA(LOCAL).

Even when prior review is not required, all other provisions of this policy shall apply.

Time, Place, and Manner Restrictions

Each campus principal shall designate times, locations, and means by which nonschool literature that is appropriate for distribution, as provided in this policy, may be made available or distributed by students to students or others at the principal's campus.

The Superintendent shall designate times, locations, and means for distribution of nonschool literature by students at District facilities other than school campuses, in accordance with this policy.

Violations of Policy

Failure to comply with this policy regarding distribution of nonschool literature shall result in appropriate administrative action, including but not limited to confiscation of nonconforming materials, suspension of a noncurriculum-related student group's use of District facilities, and/or other disciplinary action in accordance with the Student Code of Conduct.

Appeals

Decisions made by the administration in accordance with this policy may be appealed in accordance with FNG(LOCAL).

NONSCHOOL USE OF SCHOOL FACILITIES
DISTRIBUTION OF NONSCHOOL LITERATURE

GKDA
(LOCAL)

**Distribution of
Nonschool Literature
Permitted**

Written or printed materials, handbills, photographs, pictures, films, tapes, or other visual or auditory materials not sponsored by the District or by a District-affiliated school-support organization shall not be sold, circulated, distributed, or posted on any District premises by any District employee or by persons or groups not associated with the District, except in accordance with this policy.

The District shall not be responsible for, nor shall the District endorse, the contents of any nonschool literature distributed on any District premises.

[See CPAB regarding use of the District's internal mail system and FNAA regarding distribution of nonschool literature by students.]

**Limitations on
Content**

Nonschool literature shall not be distributed on District property if:

1. The materials are obscene, vulgar, or otherwise inappropriate for the age and maturity of the audience.
2. The materials endorse actions endangering the health or safety of students.
3. The materials promote illegal use of drugs, alcohol, or other controlled substances.
4. The distribution of such materials would violate the intellectual property rights, privacy rights, or other rights of another person.
5. The materials contain defamatory statements about public figures or others.
6. The materials advocate imminent lawless or disruptive action and are likely to incite or produce such action.
7. The materials are hate literature or similar publications that scurrilously attack ethnic, religious, or racial groups or contain content aimed at creating hostility and violence, and the materials would materially and substantially interfere with school activities or the rights of others.
8. There is reasonable cause to believe that distribution of the nonschool literature would result in material and substantial interference with school activities or the rights of others.
9. [The materials promote prohibited concepts described in EMB.](#)

Prior Review

All nonschool literature intended for distribution on school campuses or other District premises under this policy shall be submitted to the principal for prior review in accordance with the following:

NONSCHOOL USE OF SCHOOL FACILITIES
DISTRIBUTION OF NONSCHOOL LITERATURE

GKDA
(LOCAL)

1. Materials shall include the name of the person or organization sponsoring the distribution.
2. Using the standards found in this policy at Limitations on Content, the principal shall approve or reject submitted materials within two school days of the time the materials were received.

Exceptions to Prior Review

Prior review shall not be required for distribution of nonschool literature in the following circumstances:

1. Distribution of materials by an attendee to other attendees at a school-sponsored meeting intended for adults and held after school hours;
2. Distribution of materials by an attendee to other attendees at a community group meeting held in accordance with GKDA(LOCAL) or a noncurriculum-related student group meeting held in accordance with FNAB(LOCAL); or
3. Distribution for electioneering purposes during the time a school facility is being used as a polling place in accordance with state law [see BBBA].

All nonschool literature distributed under these exceptions shall be removed from District property immediately following the event at which the materials were distributed.

Even when prior review is not required, all other provisions of this policy shall apply.

Time, Place, and Manner Restrictions

Each campus principal shall designate times, locations, and means by which nonschool literature that is appropriate for distribution, as provided in this policy, may be made available or distributed to students or others at the principal's campus.

The Superintendent shall designate times, locations, and means for distribution of nonschool literature at District facilities other than school campuses, in accordance with this policy.

Violations of Policy

Failure to comply with this policy regarding distribution of nonschool literature shall result in appropriate administrative action, including but not limited to confiscation of nonconforming materials and/or suspension of use of District facilities. Appropriate law enforcement officials may be called if a person refuses to comply with this policy or fails to leave the premises when asked. [See GKA]

Appeals

Decisions made by the administration in accordance with this policy may be appealed in accordance with the appropriate District complaint policy. [See DGBA or GF]