



Board of Trustees  
Agenda of Regular Meeting  
Monday, March 20, 2023, 6:00 PM  
WISD Administration Building, 951 FM 2325,  
Wimberley, TX 78676

**Vision Statement - Excellence, Innovation, Service**

**Mission Statement - Wimberley I.S.D. is dedicated to excellence in education, empowering the next generation of Texans to have a positive impact locally and globally.**

*The subjects to be discussed or considered or upon which any formal action may be taken are as listed below. Items do not have to be taken in the order shown on this meeting notice.*

1. Call the meeting to order and determine a quorum - Presiding Officer Pledge of Allegiance, Reflection, Welcome
2. Special Recognition – Presenter Dr. Bonewald
  - A. WHS Band - State Solo and Ensemble
  - B. JWE Nurse - Annie Wood
3. PUBLIC FORUM - Presiding Officer
  - Persons who wish to present public comments must sign in prior to meeting start on the day of the meeting and list his/her name; name of the group that he/she represents; and agenda item.
  - Each speaker's submitted comments will be allowed three minutes for presentation to the Board, with six minutes granted to a person with a translator. A group of five persons or more shall appoint one speaker who will be allowed 3 minutes for public comments.
  - The same rules will be observed for public comments on non-agenda items with the following exceptions, 1) public comments on non-agenda items will only be scheduled for regular meetings of the Board and 2) the total time that will be allowed on non-agenda public comments will be 30 minutes.
  - Please keep your comments or criticisms civil and courteous.
  - Please also avoid using profanity and refrain from making personal attacks on others.
  - Except for the speaker's student, no other student's name or identity should be discussed.
  - If you have a concern that you would like heard and resolved, please present your concern through the District's grievance policies. Grievance forms can be obtained at the Central Administration Office or on the District's website.
  - Trustees are not permitted by law to respond or discuss public comments. However, the Board President may direct a speaker to the appropriate administrator for further discussion.
4. Information Item: Update on Policy Review Special Committee - Presenter Jason Valentine
5. Consider Approval of the Hays County Social Services Funding Agreement - Presenter Lori Pharis

6. Discuss and Consider Approval of Policy DCE (Local) Revision - Presenter Dr. Bonewald
7. CFO's Report - Chief Financial Officer, Moises Santiago
  - A. Financials
  - B. Check Register
  - C. Quarterly Investment Report
8. Superintendent's Report
  - A. SRO Staffing Update
  - B. Legislative Update
9. Consent Agenda - Presiding Officer Discussion and necessary action - The following items may be considered for approval in part or in entirety.
  - A. Budget Amendment
  - B. Student Enrollment and Attendance
  - C. Minutes of the Regular Meeting - February 27, 2023
  - D. Minutes of the Called Meeting - February 16, 2023
  - E. Revision of 2022-23 Compensation Plan to Include Facility Use Management Stipend
  - F. Board meeting date changes for 2023-24 school year
10. Closed Session - Presiding Officer The Board may adjourn into closed session pursuant to Texas Government Code Section: 551.071 *et seq.* The Board may then re-enter into Open Session for further discussion and necessary action.
  - A. Deliberation Regarding Security Devices or Security Audits. *Texas Gov't Code §551.076 and §551.089*
  - B. Personnel Matters. *Texas Gov't Code §551.074*
    - 1) New hires/terminations/employee discipline
    - 2) Approval of Renewal and Non-renewal of Standard and Probationary Professional contracts
  - C. Deliberation Regarding Real Property. *Texas Gov't Code §551.072*
  - D. Consultation with Attorney. *Texas Gov't Code §551.071*
11. The Board will reconvene and take possible action on items discussed in executive session - Presiding Officer
12. Prepare for next meeting - Presiding Officer Discussion to include, but not limited to: Set date, time, and place of next meeting, upcoming agenda items
13. Adjourn - Presiding Officer

**WIMBERLEY INDEPENDENT SCHOOL DISTRICT  
BOARD OF EDUCATION**

**ACTION PAGE**

---

**Subject: Hays County Social Services Funding Agreement**

**Date: 3/20/23**

**Presented by: Lori Pharis**

---

BACKGROUND INFORMATION:

Hays County has provided districts the opportunity to receive grant funding in the amount of \$200,000 per eligible district earmarked to support Mental Health Services. Hays County approved this grant in February, and with WISD Board approval, the district will have access to utilize these funds through December 31, 2026.

At this time, it is our intention to use this money to continue offerings that were made possible by temporary Federal ESSER Grant funding. These include positions and program support like: Wellness Center Coordinator position, Licensed Mental Health Professionals (part-time/hourly), and the TEXAN Roots program.

ADMINISTRATIVE RECOMMENDATION

Approve the Social Services Funding Agreement with Hays County as recommended.

BOARD ACTION REQUIRED

**HAYS COUNTY SOCIAL SERVICE FUNDING AGREEMENT  
WITH WIMBERLEY INDEPENDENT SCHOOL DISTRICT**

This Social Service Funding Agreement ("the Agreement"), is made by and between **Hays County, Texas** (the "County") located at 712 S. Stagecoach Trail, Suite 1071, Texas 78666, and the **Wimberley Independent School District** (the "Agency"), a special-purpose units of local government, located at 951 FM 2325, Wimberley, Texas 78676.

**RECITALS**

**WHEREAS**, on March 13, 2020, a Declaration of State of Disaster was issued by Governor Abbott certifying that the novel coronavirus (COVID-19), which has been recognized globally as a contagious respiratory virus, posed an imminent threat of disaster for all counties in Texas; and

**WHEREAS**, on April 12, 2020, Governor Abbott determined that that state of disaster continues to exist due to COVID-19 and issued a Proclamation renewing the disaster declaration for all counties; and

**WHEREAS**, on May 12, 2020, Governor Abbott determined that the state of disaster continues to exist due to COVID-19 and issued a Proclamation further renewing the disaster declaration for all counties; and

**WHEREAS**, as a result of COVID-19 and the response measures taken, the Agency is in need of assistance to meet the additional needs and services of the community, specifically funds to assist in the payment of behavioral health cares services for Wimberley Independent School District students affected by the COVID-19 pandemic; and

**WHEREAS**, the Agency would like to request funding from the County made available under Sections 602(b) and 603(b) of the Social Security Act (the Act) as added by section 9901 of the American Rescue Plan Act ("ARPA Act");

**WHEREAS**, the County seeks to implement funding derived from the ARPA Act after March 2, 2021 in order to maximize benefits for Hays County residents; and

**WHEREAS**, the County desires to engage the Agency as a subrecipient to assist the County in utilizing the ARPA Act funds.

**NOW, THEREFORE, WITNESSETH:**

**Recitals.** The recitals to this Agreement are hereby incorporated for all purposes.

1. **Effective Date.** The effective date of this Agreement ("Effective Date") is the date this Agreement has been finally approved by the County. Agency understands that this Agreement is dependent upon the approval of the County.
2. **Term.** The initial term of this Agreement is from the Effective Date to provide ARPA Act funding through December 31, 2024. Unless terminated by either party pursuant to paragraph 4.6, the Agreement will automatically renew for purposes of administering ARPA Act Funds, until December 31, 2024. After 2024, the contract must be revisited by County's governing body.

## I.

### GENERAL OVERVIEW

- 1.1 Purpose. The County has in good faith determined that this Agreement serves a public purpose. This public purpose includes, but is not limited to, the Agency's efforts to meet the additional needs and services of the community, specifically staffing costs, unemployment insurance costs, professional fees, additional contract services, supplies and related equipment and additional financial assistance, all incurred due to the impact of COVID-19 or in the delivery of public health and safety operations for Hays County residents.
- 1.2 Use of Funds. The Agency understands that the funds provided to it by the County will be used solely for the program services as more particularly described in Exhibit "A", attached hereto and incorporated herein ("Allowable Expenditures").
- 1.3 Distribution of ARPA Act Funds. The County will pay ARPA Act funds during the period that begins on the Effective Date and ends on December 31, 2024. All funding will comply with ARPA program guidelines and services described in Exhibit A as attached.

The Agency agrees to accept the not to exceed amount of \$200,000.00 that will be disbursed from ARPA Act Funds.

## II.

### AGENCY PERFORMANCE REQUIREMENTS

- 2.1 Subrecipient Status. The County and the Agency agree that the Agency is a Subrecipient as described in 2 C.F.R. §§ 200.93. A Subrecipient is a non-Federal agency that receives a subaward from a pass-through entity to carry out a part of a Federal program. The Agency, as a subrecipient, will be responsible for administering the expenditures of the ARPA Act funds (SLFRF Assistance Listing Number – Hays County ALN 21.027 awarded by United States Department of the Treasury) consistent with the terms and conditions of this Agreement and the Act. As a Subrecipient, the Agency will be responsible for, among other things, determining eligibility for distribution of Federal funds, making programmatic decisions, and taking responsibility for compliance with the ARPA Act and other federal laws.
- 2.2 Single Audit Act. The Allowable Expenditures are considered to be federal financial assistance subject to the Single Audit Act (31 U.S.C. §§ 7501-7507) and the related provisions of the Uniform Guidance, 2 C.F.R. §§ 200.303 regarding internal controls, §§ 200.330 through 200.332 regarding subrecipient monitoring and management, and subpart F regarding audit requirements. The Agency agrees to comply with the above.
- 2.3 Allowable Expenditures. The Agency agrees to comply with all applicable federal, state and local laws and regulations governing the expenditure of funds under this Agreement. The Agency shall submit to the County Auditor's office all necessary invoicing and appropriate documentation evidencing expenditures and that said expenditures are Allowable Expenditures. Allowable Expenditures are limited to those expenditures shown on Exhibit "A", attached hereto

and incorporated herein. The agency may elect to take the 10% de minimis indirect cost rate allowed by 2 C.F.R. Part 200. Despite this agreed upon payment, Agency agrees to return to the County the amount representing the prorated amount of the funds unearned if Agency's project progress is insufficient or this agreement is terminated for any reason or if Agency fails in any other respect under this agreement.

- 2.4 County Audit. The Agency agrees to allow the County to review Agency records to determine their compliance with the terms of this Agreement. Agency, during normal business hours shall allow County reasonable access to its records and books and all other relevant records related to the administrative services provided for in this Agreement.

### **III.**

#### **COUNTY PERFORMANCE REQUIREMENTS**

- 3.1 County Payment Responsibility. After receipt of the Agency's invoices, the County will endeavor to pay the Allowable Expenditures as soon as possible, but in any event no more than once monthly. The County shall have no obligation to pay Agency any Allowable Expenses over \$200,000.00 from ARPA Act Funds.

### **IV.**

#### **ADDITIONAL REQUIREMENTS RELATED TO THE AMERICAN RESCUE PLAN ACT (ARPA) (A.L.N. 21.027)**

- 4.1 Use of Funds
- a. The County and the Agency agree that the Agency is a Recipient for purpose of this Section IV. Recipient understands and agrees that the funds disbursed under this award may only be used in compliance with section 603(c) of the Social Security Act (the Act), Treasury's regulations implementing that section, and guidance issued by Treasury regarding the foregoing.
  - b. Recipient will determine prior to engaging in any project using this assistance that it has the institutional, managerial, and financial capability to ensure proper planning, management, and completion of such project.
- 4.2 Scope of Activities; Budget.
- a. Activities. The Agency shall provide and administer the ARPA Act activities with the provisions of this Agreement (hereinafter "Activities").
    - i. Such Activities shall include those activities included in the ARPA Act funds budget attached to this Agreement as Exhibit A.
    - ii. The Agency shall make no unauthorized changes in the ARPA Act Activities as approved by the County; however, amounts allocated to line items within the total amount of the Budget may be transferred without formal amendment among items upon written request by the Agency and approval by the County. All other changes must be amended in accordance with Section V of this Agreement.

- b. **Budget.** The Agency has submitted for approval to the County a detailed ARPA Act funds budget; which, in its approved form, is attached hereto as Exhibit A (hereinafter "Budget"). The County and the Agency may mutually agree to revise said budget from time to time in accordance with existing County policies. The County will pay to Agency ARPA Act funds consistent with Agency's Budget and in accordance with applicable County procedures, if any.

Except for lump sum advance payments authorized by the federal regulations and approved by the County, all payments made by Agency will be made for eligible expenses actually incurred and shall not exceed actual cash requirements.

- 4.3 **Period of Performance** The period of performance for this award begins on the date hereof and ends on December 31, 2026. As set forth in Treasury's implementing regulations, Recipient may use award funds to cover eligible costs incurred during the period that begins on the Effective Date, and ends on December 31, 2026.
- 4.4 **Reporting** Recipient agrees to comply with any reporting obligations established by Treasury as they relate to this award.
- 4.5 **Payment**
  - a. **Amount of Grant.** The amount to be paid to the Agency for the provision and administration of Activities under this Agreement shall be the total budget amount included in the ARPA funds budget attached to this contract as Exhibit A, payable as follows: drawdowns for the payment of eligible expenses shall be made upon Exhibit C, reviewed and approved by Hays County Program Manager for eligibility under the ARPA and for compliance with the terms of this Agreement.
  - b. **Vouchers; Voucher Review, Approval and Audit.** Payments shall be made to the Agency as a reimbursement and shall be expressly contingent upon (i) the Agency submitting a request on Exhibit C, that (a) states Professional Behavioral Health Services, Administration, Salaries and Fringe Benefits for Behavioral Health Services District Staff, and certain costs for delivering Behavioral Health Services including Equipment, Supplies, Contractual Services, Rent/utilities, and District Specific Costs, (b) certifies that the activities performed and the payment requested are in accordance with the terms of this Agreement, and (c) is accompanied by documentation satisfactory to the County supporting the amount claimed, including, where applicable, copy of Payroll Reports that show Salary and Fringe Benefits for District Staff, Contracts for Behavioral Health Services, Invoices and Proof of Payment for Professional Behavioral Health Services, Equipment, Supplies, Contractual Services, Rent/utilities, Administrative and District Specific Costs paid by the Agency during the preceding month, and (ii) review, approval and audit of the Exhibit C by the County Program Manager and/or the County Auditor or his or her duly designated representative (the "Auditor"). Drawdowns for the payment of eligible expenses shall be made against the activities specified herein and in accordance with applicable performance requirements.
- 4.6 **Insurance Payments** Funds may be used to pay for Insurance Premiums for Hays County Residents who are uninsured.
- 4.7 **Maintenance of and Access to Records**
  - a. Recipient shall maintain records and financial documents sufficient to evidence compliance with section 603(c) of the Act, Treasury's regulations implementing that section, and guidance issued by Treasury regarding the foregoing.
  - b. The Treasury Office of Inspector General and the Government Accountability Office, or their authorized representatives, shall have the right of access to records (electronic and otherwise) of Recipient in order to conduct audits or other investigations.

- c. Records shall be maintained by Recipient for a period of five (5) years after all funds have been expended or returned to Treasury, whichever is later.

4.8 Pre-award Costs. Pre-award costs, as defined in 2 C.F.R. § 200.458, may not be paid with funding from this award.

4.9 Administrative Costs Recipient may use funds provided under this award to cover both direct and indirect costs.

4.10 Cost Sharing. Cost sharing or matching funds are not required to be provided by Recipient.

4.11 Conflicts of Interest Recipient understands and agrees it must maintain a conflict of interest policy consistent with 2 C.F.R. § 200.318(c) and that such conflict-of-interest policy is applicable to each activity funded under this award. Recipient and subrecipients must disclose in writing to Treasury or the pass-through entity, as appropriate, any potential conflict of interest affecting the awarded funds in accordance with 2 C.F.R. § 200.112.

4.12 Compliance with Applicable Law and Regulations

a. Recipient agrees to comply with the requirements of section 603 of the Act, regulations adopted by Treasury pursuant to section 603(f) of the Act, and guidance issued by Treasury regarding the foregoing. Recipient also agrees to comply with all other applicable federal statutes, regulations, and executive orders, and Recipient shall provide for such compliance by other parties in any agreements it enters into with other parties relating to this award.

b. Federal regulations applicable to this award include, without limitation, the following:

- i. Uniform Administrative Requirements, Cost Principles, and Audit Requirements for Federal Awards, 2 C.F.R. Part 200, other than such provisions as Treasury may determine are inapplicable to this Award and subject to such exceptions as may be otherwise provided by Treasury. Subpart F - Audit Requirements of the Uniform Guidance, implementing the Single Audit Act, shall apply to this award.
- ii. Universal Identifier and System for Award Management (SAM), 2 C.F.R. Part 25, pursuant to which the award term set forth in Appendix A to 2 C.F.R. Part 25 is hereby incorporated by reference.
- iii. Reporting Subaward and Executive Compensation Information, 2 C.F.R. Part 170, pursuant to which the award term set forth in Appendix A to 2 C.F.R. Part 170 is hereby incorporated by reference.
- iv. OMB Guidelines to Agencies on Governmentwide Debarment and Suspension (Nonprocurement), 2 C.F.R. Part 180, including the requirement to include a term or condition in all lower tier covered transactions (contracts and subcontracts described in 2 C.F.R. Part 180, subpart B) that the award is subject to 2 C.F.R. Part 180 and Treasury's implementing regulation at 31 C.F.R. Part 19.
- v. Recipient Integrity and Performance Matters, pursuant to which the award term set forth in 2 C.F.R. Part 200, Appendix XII to Part 200 is hereby incorporated by reference.

- vi. Governmentwide Requirements for Drug-Free Workplace, 31 C.F.R. Part 20.
  - vii. New Restrictions on Lobbying, 31 C.F.R. Part 21.
  - viii. Uniform Relocation Assistance and Real Property Acquisitions Act of 1970 (42 U.S.C. §§ 4601-4655) and implementing regulations.
  - ix. Generally applicable federal environmental laws and regulations.
- c. Statutes and regulations prohibiting discrimination applicable to this award include, without limitation, the following:
- i. Title VI of the Civil Rights Act of 1964 (42 U.S.C. §§ 2000d et seq.) and Treasury's implementing regulations at 31 C.F.R. Part 22, which prohibit discrimination on the basis of race, color, or national origin under programs or activities receiving federal financial assistance;
  - ii. The Fair Housing Act, Title VIII of the Civil Rights Act of 1968 (42 U.S.C. §§ 3601 et seq.), which prohibits discrimination in housing on the basis of race, color, religion, national origin, sex, familial status, or disability;
  - iii. Section 504 of the Rehabilitation Act of 1973, as amended (29 U.S.C. § 794), which prohibits discrimination on the basis of disability under any program or activity receiving federal financial assistance;
  - iv. The Age Discrimination Act of 1975, as amended (42 U.S.C. §§ 6101 et seq.), and Treasury's implementing regulations at 31 C.F.R. Part 23, which prohibit discrimination on the basis of age in programs or activities receiving federal financial assistance; and
  - v. Title II of the Americans with Disabilities Act of 1990, as amended (42 U.S.C. §§ 12101 et seq.), which prohibits discrimination on the basis of disability under programs, activities, and services provided or made available by state and local governments or instrumentalities or agencies thereto.
- 4.13 Remedial Actions In the event of Recipient's noncompliance with section 603 of the Act, other applicable laws, Treasury's implementing regulations, guidance, or any reporting or other program requirements, Treasury may impose additional conditions on the receipt of a subsequent tranche of future award funds, if any, or take other available remedies as set forth in 2 C.F.R. § 200.339. In the case of a violation of section 603(c) of the Act regarding the use of funds, previous payments shall be subject to recoupment as provided in section 603(e) of the Act.
- 4.14 Hatch Act Recipient agrees to comply, as applicable, with requirements of the Hatch Act (5 U.S.C. §§ 1501-1508 and 7324-7328), which limit certain political activities of State or local government employees whose principal employment is in connection with an activity financed in whole or in part by this federal assistance.
- 4.15 False Statements Recipient understands that making false statements or claims in connection with this award is a violation of federal law and may result in criminal, civil, or administrative sanctions, including fines, imprisonment, civil damages and penalties, debarment from participating in federal awards or contracts, and/or any other remedy available by law.

4.16 Publications. Any publications produced with funds from this award must display the following language: "This project [is being] [was] supported, in whole or in part, by federal award number SLFRF5259 awarded to Hays County, Texas by the U.S. Department of the Treasury."

4.17 Debts Owed the Federal Government

- a. Any funds paid to Recipient (1) in excess of the amount to which Recipient is finally determined to be authorized to retain under the terms of this award; (2) that are determined by the Treasury Office of Inspector General to have been misused; or (3) that are determined by Treasury to be subject to a repayment obligation pursuant to section 603(e) of the Act and have not been repaid by Recipient shall constitute a debt to the federal government.
- b. Any debts determined to be owed the federal government must be paid promptly by Recipient. A debt is delinquent if it has not been paid by the date specified in Treasury's initial written demand for payment, unless other satisfactory arrangements have been made or if the Recipient knowingly or improperly retains funds that are a debt as defined in paragraph 14(a). Treasury will take any actions available to it to collect such a debt.

4.18 Disclaimer

- a. The United States expressly disclaims any and all responsibility or liability to Recipient or third persons for the actions of Recipient or third persons resulting in death, bodily injury, property damages, or any other losses resulting in any way from the performance of this award or any other losses resulting in any way from the performance of this award or any contract, or subcontract under this award.
- b. The acceptance of this award by Recipient does not in any way establish an agency relationship between the United States and Recipient.

4.19 Protections for Whistleblowers.

- a. In accordance with 41 U.S.C. § 4712, Recipient may not discharge, demote, or otherwise discriminate against an employee in reprisal for disclosing to any of the list of persons or entities provided below, information that the employee reasonably believes is evidence of gross mismanagement of a federal contract or grant, a gross waste of federal funds, an abuse of authority relating to a federal contract or grant, a substantial and specific danger to public health or safety, or a violation of law, rule, or regulation related to a federal contract (including the competition for or negotiation of a contract) or grant.
- b. The list of persons and entities referenced in the paragraph above includes the following:
  - i. A member of Congress or a representative of a committee of Congress;
  - ii. An Inspector General;
  - iii. The Government Accountability Office;
  - iv. A Treasury employee responsible for contract or grant oversight or management;
  - v. An authorized official of the Department of Justice or other law enforcement agency;
  - vi. A court or grand jury; or
  - vii. A management official or other employee of Recipient, contractor, or subcontractor who has the responsibility to investigate, discover, or address misconduct.
- c. Recipient shall inform its employees in writing of the rights and remedies provided under this section, in the predominant native language of the workforce.

- 4.20 Increasing Seat Belt Use in the United States. Pursuant to Executive Order 13043, 62 FR 19217 (Apr. 18, 1997), Recipient should encourage its contractors to adopt and enforce on-the- job seat belt policies and programs for their employees when operating company-owned, rented or personally owned vehicles.
- 4.21 Reducing Text Messaging While Driving Pursuant to Executive Order 13513, 74 FR 51225 (Oct. 6, 2009), Recipient should encourage its employees, subrecipients, and contractors to adopt and enforce policies that ban text messaging while driving, and Recipient should establish workplace safety policies to decrease accidents caused by distracted drivers.

## V

### GENERAL CONDITIONS

- 5.1. Amendments or Modifications. No amendments or modifications to this Agreement may be made, nor any provision waived, unless in writing signed by a person duly authorized to sign agreements on behalf of each party.
- 5.2. Relationship of Parties. In performing this Agreement, both the County and Agency will act in an individual capacity, and not as agents, representatives, employees, employers, partners, joint-venturers, or associates of one another. The employees or agents of either party may not be, nor be construed to be, the employees or agents of the other party for any purpose.
- 5.3. Captions. The captions in this Agreement are for convenience only and are not a part of this Agreement. The captions do not in any way limit or amplify the terms and provisions of this Agreement.
- 5.4. Venue and Law. Venue for any legal action related to this Agreement is in Hays County, Texas. This Agreement is subject to all legal requirements of County, State and Federal laws, and Agency agrees that it will promptly comply with all such applicable laws, regulations, orders and rules of the State, County and other applicable governmental agencies. This Agreement shall be governed by and construed in accordance with the laws and court decisions of the State of Texas without regard, however, to the conflicts of laws provisions of Texas law.
- 5.5. Sole Agreement. This Agreement constitutes the sole Agreement between County and Agency. Any prior agreements, promises, negotiations, or representations, verbal or otherwise, not expressly stated in this Agreement, are of no force and effect.
- 5.6. Termination: This Agreement may be terminated at any time at the option of either party, without future or prospective liability for performance upon giving thirty (30) days written notice thereof.
- 5.7. Survival of terms of Agreement and obligations of parties. The terms of this Agreement and the obligation of the parties relating to Section 14 shall survive the termination of this Agreement.
- 5.8. Public Information Act Requirements. The requirements of Subchapter J, Chapter 552, Government Code, may apply to this contract and the Agency agrees that the contract can be

terminated if the Agency knowingly or intentionally fails to comply with a requirement of that subchapter.

5.9. Certificate of Interested Parties. Agency agrees to comply with Texas Government Code Section 2252.908, as it may be amended, and to complete Form 1295 "Certificate of Interested Parties" as part of this Agreement if required by said statute.

5.10 Notices. Notices required by this Agreement are as follows:

County;

County Judge  
111 E. San Antonio St., Ste. 300  
San Marcos, Texas 78666

and

County Auditor  
712 S. Stagecoach Trail, Suite 1071  
San Marcos, Texas 78666


Agency:

Wimberley Independent School District  
951 FM 2325  
Wimberley, Texas 78676  
Attention: Dr. Greg Bonewald

5.11 Procurement. The Parties recognize that Agency's status as a Subrecipient satisfies procurement requirements under 2 C.F.R. Part 200. However, should the laws of the State of Texas also or instead be applied to this Agreement, then the Parties agree that the Hays County Commissioners Court, by way of approving this Agreement, has granted an exemption to competitive procurement pursuant to Texas Local Government Code §262.024(a)(4) and §262.024(a)(2).


(SIGNATURE PAGE FOLLOWS)

HAYS COUNTY, TEXAS.

By:   
Ruben Becerra  
Hays County Judge

2-28-2023  
Date

ATTEST:

By:  Deputy  
Elaine H. Cardenas MBA PhD  
Date



Wimberley Independent School District

By: \_\_\_\_\_  
Dr. Greg Bonewald  
Superintendent of Schools

\_\_\_\_\_  
Date

# Exhibit A

<b>Budget</b>		
<b>Line</b>	<b>Item</b>	<b>Approved Budget</b>
	<b>PERSONNEL</b>	
1	Salaries	\$71,818.18
2	Fringe Benefits	\$20,000.00
3	<b><i>SUBTOTAL PERSONNEL</i></b>	<b>\$91,818.18</b>
	<b>OPERATIONS</b>	
4	Professional Services - Behavioral	\$90,000.00
5	Equipment	\$0.00
6	Supplies	\$0.00
7	Contractual Services	\$0.00
8	Rent/Utilities	\$0.00
9	Department Specific Costs	\$0.00
10		\$0.00
11		\$0.00
12		\$0.00
13		\$0.00
14		\$0.00
15		\$0.00
16		\$0.00
17		\$0.00
18		\$0.00
19		\$0.00
20	<b><i>SUBTOTAL OPERATIONS</i></b>	<b>\$90,000.00</b>
21	<b><i>Personnel and Operations Subtotal</i></b>	<b>\$181,818.18</b>
	<b>INDIRECT COST</b>	
22	Administration - 10% de minimus	\$18,181.82
23	<b><i>SUBTOTAL Indirect Cost</i></b>	<b>\$18,181.82</b>
	<b>TOTALS</b>	<b>\$200,000.00</b>

---

---

**SUPPLEMENT OF FEDERALLY REQUIRED CONTRACT PROVISIONS PURSUANT  
TO THE AMERICAN RESCUE PLAN ACT**

---

---

The County of Hays (the “County”) is the recipient of American Rescue Plan Act (“ARPA”) funds from the United States Department of the Treasury (the “U.S. Treasury”). The County will be utilizing ARPA funds to pay for eligible expenses incurred under an agreement dated as of November 22, 2022, by and between the Agency and the County (the “Agreement”). Since the County will be utilizing ARPA funds to pay for expenses incurred under the Agreement, the Subrecipient shall comply with the following federally required supplementary conditions (the “Supplementary Conditions”) which are hereby incorporated into the Agreement.

Notwithstanding anything to the contrary in the Agreement, except as expressly provided under the terms of these Supplementary Conditions, the terms of these Supplementary Conditions shall be deemed to control in the event of a conflict with other provisions contained in the Agreement. The Subrecipient shall not perform any act, fail to perform any act, or refuse to comply with any County requests that would cause the County to be in violation of these Supplementary Conditions.

## SUPPLEMENTARY CONDITIONS

---

The following terms and conditions apply to the Agreement.

### GENERAL CONDITIONS

1. **PROVISIONS REQUIRED BY LAW DEEMED INSERTED.** Each and every provision of law and clause required by law to be inserted in the Agreement and/or these Supplementary Conditions, including, but not limited to all federal laws, regulations, executive orders, policies, procedures, and directives applicable to the receipt of ARPA funds, shall be deemed to be inserted herein and the Agreement and Supplementary Conditions shall be read and enforced as though it were included herein, and if through mistake or otherwise any such provision is not inserted, or is not correctly inserted, then upon the application of either party the Agreement and/or Supplementary Conditions shall forthwith be supplemented to make such insertion or correction.
2. **STATUTORY AND REGULATORY COMPLIANCE.** Subrecipient shall comply with all laws and regulations applicable to the ARPA funds, including but not limited to the applicable Office of Management and Budget Circulars, which may impact the administration of ARPA funds and/or set forth certain cost principles, including the allowability of certain expenses.
3. **BREACH OF CONTRACT TERMS.** The County reserves its right to all administrative, contractual, or legal remedies, including but not limited to suspension or termination of the Agreement, in instances where the Subrecipient or any of its subcontractors violate or breach any Agreement term. If the Subrecipient or any of its subcontractors violate or breach any Agreement term, they shall be subject to such sanctions and penalties as may be appropriate. The duties and obligations imposed by these Supplementary Conditions and the Agreement and the rights and remedies available thereunder shall be in addition to and not a limitation of any duties, obligations, rights and remedies otherwise imposed or available by law.
4. **ADMINISTRATIVE, COST, AUDIT AND PROGRAM REQUIREMENTS.** The Subrecipient must comply with the most recent version (unless a specific version is noted) of the Administrative Requirements, Cost Principles, and Audit requirements, and to the extent necessary cooperate and maintain information and documentation to allow County to comply with the applicable regulations governing use of the ARPA funds, including, but not limited to, 2 CFR Part 200 – Uniform Administrative Requirements, Cost Principles, and Audit Requirements for Federal Awards. Failure to do so may result in disallowance of costs upon audit. The Subrecipient, and, if applicable, subcontractors, shall only use ARPA funds for eligible ARPA activities as described under subsection (c)(1) of Section 603 of Title VI of the Social Security Act, as added by Section 9901 of ARPA, Section 35(b) of the ARPA Interim Final Rule (and final rule when effective), and all other applicable laws and regulations governing the use of ARPA funds.

**5. RECORDS AND REPORTING REQUIREMENTS.** The Subrecipient shall establish and maintain complete records, including accurate books, records, documents, accounts, financial records, supporting documents, statistical records, and all other evidence and records pertinent to performance of work done for the County under the Agreement (the "Records") consistent with generally accepted bookkeeping practices. Subrecipient shall retain the Records in accordance with Section 16 below. The County and any person or entity authorized to conduct an examination shall have access to the Records during normal business hours at an office of the Subrecipient within the County of Hays or, if no such office is available, at a mutually agreeable and reasonable venue within the County of Hays, for the term specified above for the purposes of inspection, auditing and copying. Nothing contained herein shall diminish, or in any way adversely affect, the County's right to discovery in any pending or future litigation. The Subrecipient shall complete and submit all reports, in such form and according to such schedule, as may be required by the County. The Subrecipient shall cooperate with all County efforts to comply with ARPA related requirements and regulations pertaining to recordkeeping and reporting.

**6. RIGHTS TO INVENTIONS MADE UNDER A CONTRACT OR AGREEMENT.** Contracts or agreements for the performance of experimental, developmental, or research work shall provide for the rights of the Federal Government and the County in any resulting invention in accordance with 37 C.F.R. Part 401, "Rights to Inventions Made by Nonprofit Organizations and Small Business Firms Under Government Grants, Contracts and Cooperative Agreements," and any implementing regulations issued by the U.S. Treasury.

**7. DEBARMENT AND SUSPENSION.** The Agreement is a covered transaction for purposes of 2 C.F.R. Part 180 and 2 C.F.R. Part 3000. As such the Subrecipient is required to verify that the Subrecipient and none of its principals (defined at 2 C.F.R. § 180.995), or its affiliates (defined at 2 C.F.R. § 180.905) are excluded (defined at 2 C.F.R. § 180.940) or disqualified (defined at 2 C.F.R. § 180.935). The Subrecipient must comply with 2 C.F.R. Part 180, subpart C and 2 C.F.R. Part 3000, subpart C and must include a requirement to comply with these regulations in any lower tier covered transaction (e.g., subcontract) it enters into. This certification is a material representation of fact relied upon by the County. If it is later determined that the Subrecipient did not comply with 2 C.F.R. Part 180, subpart C and 2 C.F.R. Part 3000, subpart C, in addition to remedies available to the County, the Federal Government may pursue available remedies, including but not limited to suspension and/or debarment. The Subrecipient agrees to comply with the requirements of 2 C.F.R. Part 180, subpart C and 2 C.F.R. Part 3000, subpart C throughout the period of the Agreement. The Subrecipient further agrees to include a provision requiring such compliance in its lower tier covered transactions.

**8. CONFLICTS OF INTEREST.** The Subrecipient shall notify the County as soon as possible if the Agreement or any aspect related to the anticipated work under this Agreement raises an actual or potential conflict of interest (as described in 2 C.F.R. Part 200). The Subrecipient shall explain the actual or potential conflict in writing in sufficient detail so that the County is able to assess such actual or potential conflict. The Subrecipient shall provide the County any additional information necessary for the County to fully assess and address such actual or potential conflict of interest. The Subrecipient shall accept any reasonable conflict mitigation strategy employed by the County, including but not limited to the use of an independent subcontractor(s) to perform the portion of work that gives rise to the actual or potential conflict. If requested by

the County, Subrecipient shall sign a certification affirming that it has no conflict of interest arising from performance of work on a specific task.

**9. SUBCONTRACTING.** The Subrecipient represents to the County that all work shall be performed by personnel experienced in the appropriate and applicable profession and areas of expertise, taking into account the nature of the work to be performed under the Agreement. The Subrecipient will include these Supplementary Conditions in every subcontract issued by it so that such provisions will be binding upon each of its subcontractors as well as the requirement to flow down such terms to all lower-tiered subcontractors.

**10. ASSIGNABILITY.** The Subrecipient shall not assign any interest in the Agreement, and shall not transfer any interest in the same (whether by assignment or novation) without prior written approval of the County.

**11. INDEMNIFICATION.** To the extent allowed by Texas law the Subrecipient shall indemnify, defend, and hold harmless the County and their agents and employees from and against any and all claims, actions, suits, charges, and judgments arising from or related to the negligence or willful misconduct of the Subrecipient in the performance of the services called for in the Agreement.

**12. TERMINATION.** If the Agreement does not include termination provisions elsewhere, the following termination provisions apply:

A. TERMINATION FOR CAUSE (Applicable to contracts exceeding \$10,000). If, through any cause, the Subrecipient shall fail to fulfill in a timely and proper manner his obligations under the Agreement, or if the Subrecipient shall violate any of the covenants, agreements, or stipulations of the Agreement, the County shall thereupon have the right to terminate the Agreement by giving written notice to the Subrecipient of such termination and specifying the effective date thereof, at least five (5) days before the effective date of such termination. In such event, all finished or unfinished documents, data, studies, surveys, drawings, maps, models, photographs, and reports prepared by the Subrecipient under the Agreement shall, at the option of the County, become the County's property and the Subrecipient shall be entitled to receive just and equitable compensation for any work satisfactorily completed hereunder. Notwithstanding the above, the Subrecipient shall not be relieved of liability to the County for damages sustained by the County by virtue of any breach of the Agreement by the Subrecipient, and the County may withhold any payments to the Subrecipient for the purpose of set-off until such time as the exact amount of damages due the County from the Subrecipient is determined.

B. TERMINATION FOR CONVENIENCE (Applicable to contracts exceeding \$10,000). The County may terminate the Agreement at any time by giving at least ten (10) days' notice in writing to the Subrecipient. If the Agreement is terminated by the County as provided herein, the Subrecipient will be paid for the time provided and expenses incurred up to the termination date.

**13. LOBBYING (Applicable to Agreements exceeding \$100,000).** The Subrecipient certifies, to the best of its knowledge and belief, that:

- A. No federal appropriated funds have been paid or will be paid, by or on behalf of the Subrecipient, to any person for influencing or attempting to influence an officer or employee of an agency, a Member of Congress, an officer or employee of Congress, or an employee of a Member of Congress in connection with the awarding of any federal contract, the making of any federal grant, the making of any federal loan, the entering into of any cooperative agreement, and the extension, continuation, renewal, amendment, or modification of any federal contract, grant, loan, or cooperative agreement.
- B. If any funds other than federal appropriated funds have been paid or will be paid to any person for influencing or attempting to influence an officer or employee of any agency, a Member of Congress, an officer or employee of Congress, or an employee of a Member of Congress in connection with this federal contract, grant, loan, or cooperative agreement, the Subrecipient shall complete and submit Standard Form-LLL, "Disclosure Form to Report Lobbying," in accordance with its instructions.
- C. The Subrecipient shall require that the language of this certification be included in the award documents for all subawards at all tiers (including subcontracts, subgrants, and contracts under grants, loans, and cooperative agreements) and that all subrecipients shall certify and disclose accordingly.

This certification is a material representation of fact upon which reliance was placed when this transaction was made or entered into. Submission of this certification is a prerequisite for making or entering into this transaction imposed by the Byrd Anti-Lobbying Amendment (31 U.S.C. § 1352). Any person who fails to file the required certification shall be subject to a civil penalty of not less than \$10,000 and not more than \$100,000 for each such failure.

**15. AUDIT / ACCESS TO RECORDS.** The County, U.S. Treasury, the Comptroller General of the United States, the Office of the Hays County Auditor, pertinent federal agencies, and other designated entities, or any of their duly authorized representatives, shall have, at any time and from time to time during normal business hours, access to any work product, books, documents, papers, and records of the Subrecipient which are directly pertinent to the Agreement, for the purpose of inspection, audits, examinations, and making excerpts, copies and transcriptions. Such audits may include review of the Subrecipient's accounting, financial, and reporting practices to determine compliance with the Agreement and reporting requirements; maintenance of accurate and reliable original accounting records in accordance with governmental accounting standards as well as generally accepted accounting principles; and specific compliance with allowable cost and expenditure documentation standards prescribed by applicable federal, State, and County guidelines. The Subrecipient agrees to provide the above referenced entities or their authorized representatives access to construction or other work sites pertaining to the work being completed under the Agreement. The foregoing is not intended to limit the County's right to audit and/or access Subrecipient records that may be provided under the Agreement.

**16. MAINTENANCE/RETENTION OF RECORDS.** Subrecipient shall retain all financial records, supporting documents, statistical records, and all other records pertinent to the Agreement (collectively, the "Records") (i) for three (3) years from the time of closeout of ARPA funds to the County that are applicable to the Agreement or for the period provided in other applicable laws and program requirements, such as 2 C.F.R. Part 200. (ii) for six (6) years after the closeout of the Agreement. (iii) for the minimum retention period that may provided under the Agreement. or (iv) as long as required by state law, whichever may be longer.

**17. COPYRIGHT.** Any creative or literary work developed or commissioned by the Subrecipient with ARPA funding provided by the County under the Agreement shall become the property of the County, entitling the County to assert a copyright therein, unless the parties have expressly agreed otherwise in a written instrument signed by them or if the ARPA funding provisions provide otherwise.

- A. If the County shares its right to copyright such work with the Subrecipient, the County and U.S. Treasury reserves a royalty-free, nonexclusive, and irrevocable license to reproduce, publish or otherwise use, and to authorize others to use: (a) the copyright in any work developed using ARPA funding provided by the County under the Agreement; and (b) any rights of copyright to which the Subrecipient, sub-Subrecipient, or a Subrecipient purchases ownership with ARPA funding support provided by the County under the Agreement.
- B. The Subrecipient shall submit one copy of all reports and publications resulting from the Agreement to the County within thirty (30) calendar days of completion. Any document generated pursuant to the ARPA funding must contain the following language:

"This project was supported by ARPA funding administered by the County of Hays, Texas and the U.S. Department of the Treasury. Points of view in this document are those of the author and do not necessarily represent the official position or policies of the County of Hays, Texas or the U.S. Department of the Treasury."

**18. COUNTY SEAL, LOGO, AND FLAGS.** The Subrecipient shall not use the County seal(s), logos, crests, or reproductions of flags or likenesses of County agency officials without specific County pre-approval.

**19. NO OBLIGATION BY FEDERAL GOVERNMENT.** The Federal Government is not a party to the Agreement or these Supplementary Conditions and is not subject to any obligations or liabilities to the County, Subrecipient, or any other party pertaining to any matter resulting from the Agreement.

**20. PROGRAM FRAUD AND FALSE OR FRAUDULENT STATEMENTS OR RELATED ACTS.** The Subrecipient acknowledges that 31 U.S.C. Chap. 38 (Administrative Remedies for False Claims and Statements) applies to the Subrecipient's actions pertaining to the Agreement.

**21. PROHIBITION ON CERTAIN TELECOMMUNICATIONS AND VIDEO SURVEILLANCE SERVICES OR EQUIPMENT.**

- A. The Subrecipient and/or applicable subcontractor is prohibited from obligating or expending loan or grant funds to:
1. procure or obtain;
  2. extend or renew a contract to procure or obtain; or
  3. enter into a contract (or extend or renew a contract) to procure or obtain equipment, services, or systems that uses covered telecommunications equipment or services as a substantial or essential component of any system, or as critical technology as part of any system. As described in Public Law 115–232, section 889, covered telecommunications equipment is telecommunications equipment produced by Huawei Technologies Company or ZTE Corporation (or any subsidiary or affiliate of such entities).
    - I. For the purpose of public safety, security of government facilities, physical security surveillance of critical infrastructure, and other national security purposes, video surveillance and telecommunications equipment produced by Hytera Communications Corporation, Hangzhou Hikvision Digital Technology Company, or Dahua Technology Company (or any subsidiary or affiliate of such entities).
    - II. Telecommunications or video surveillance services provided by such entities or using such equipment.
    - III. Telecommunications or video surveillance equipment or services produced or provided by an entity that the Secretary of Defense, in consultation with the Director of the National Intelligence or the Director of the Federal Bureau of Investigation, reasonably believes to be an entity owned or controlled by, or otherwise connected to, the government of a covered foreign country.
- B. In implementing the prohibition under Public Law 115–232, section 889, subsection (f), paragraph (1), heads of executive agencies administering loan, grant, or subsidy programs shall prioritize available funding and technical support to assist affected businesses, institutions and organizations as is reasonably necessary for those affected entities to transition from covered communications equipment and services, to procure replacement equipment and services, and to ensure that communications service to users and customers is sustained.

- C. The Subrecipient and/or applicable subcontractor's attention is directed to Public Law 115-232, section 889 for additional information.
- D. The Subrecipient and/or applicable subcontractor's attention is directed to 2 CFR § 200.471.

**22. DOMESTIC PREFERENCES FOR PROCUREMENTS.**

- A. As appropriate and to the extent consistent with law, the Subrecipient and applicable subcontractors should, to the greatest extent practicable under a Federal award, provide a preference for the purchase, acquisition, or use of goods, products, or materials produced in the United States (including but not limited to iron, aluminum, steel, cement, and other manufactured products). The requirements of this section must be included in all subawards including all contracts and purchase orders for work or products under this award.
- B. For purposes of this section:
  - 1. "Produced in the United States" means, for iron and steel products, that all manufacturing processes, from the initial melting stage through the application of coatings, occurred in the United States.
  - 2. "Manufactured products" means items and construction materials composed in whole or in part of nonferrous metals such as aluminum; plastics and polymer-based products such as polyvinyl chloride pipe; aggregates such as concrete; glass, including optical fiber; and lumber.

**CIVIL RIGHTS AND DIVERSITY PROVISIONS**

**23. SMALL AND MINORITY FIRMS, WOMEN'S BUSINESS ENTERPRISES, AND LABOR SURPLUS AREA FIRMS.** The Subrecipient will comply with the small and minority firms, women's business enterprise, and labor surplus area requirements as set forth at 2 C.F.R. Part 200. Subrecipient will use its best efforts to afford small businesses, minority business enterprises, and women's business enterprises the maximum practicable opportunity to participate in the performance of the Agreement. As used in these Supplementary Conditions, the terms "small business" means a business that meets the criteria set forth in Section 3(a) of the Small Business Act, as amended (15 U.S.C. § 632), and "minority and women's business enterprise" means a business at least fifty-one (51) percent owned and controlled by minority group members or women. For the purpose of this definition, "minority group members" are Afro-Americans, Spanish-speaking, Spanish surnamed, or Spanish-heritage Americans, Asian-Americans, and American Indians. The County may rely on written representations by businesses regarding their status as minority and female business enterprises in lieu of an independent investigation.

The Subrecipient will take necessary affirmative steps to assure that minority firms, women's business enterprises, and labor surplus area firms are used in subcontracting when possible. Steps include:

- A. Placing qualified small and minority businesses and women's business enterprises on solicitation lists;
- B. Assuring that small and minority businesses, and women's business enterprises are solicited whenever they are potential sources;
- C. Dividing total requirements, when economically feasible, into smaller tasks or quantities to permit maximum participation by small and minority business, and women's business enterprises;
- D. Establishing delivery schedules, where the requirement permits, which encourage participation by small and minority business, and women's business enterprises; and
- E. Using the services and assistance of the Small Business Administration, and the Minority Business Development Agency of the Department of Commerce.

**24. TITLES VI AND VIII OF THE CIVIL RIGHTS ACT OF 1964 AND EXECUTIVE ORDER 11063.** The Subrecipient shall comply with the provisions of Titles VI and VIII of the Civil Rights Act of 1964 and with Executive Order 11063. No person shall, on the grounds of race, color, religion, sex, or national origin, be excluded from participation in, be denied the benefits of, or be subjected to discrimination under any program or activity receiving Federal financial assistance. No person shall, on the grounds of race, color, religion, sex, or national origin, be discriminated against in the sale, rental, or financing of dwellings. To the extent that any such sale, lease or other transfer of land shall occur, Subrecipient, in undertaking its obligation to carry out the program assisted hereunder, will not itself so discriminate.

**25. SECTION 504 OF THE REHABILITATION ACT OF 1973 AND THE AMERICANS WITH DISABILITIES ACT OF 1990.** The Subrecipient shall comply with section 504 of the Rehabilitation Act of 1973 (29 U.S.C. § 794), as amended, and any applicable regulations, and with the Americans with Disabilities Act of 1990 (42 U.S.C. § 126), as amended, and any applicable regulations. The Subrecipient agrees that no qualified individual with handicaps shall, solely on the basis of handicap, be excluded from participation in, be denied the benefits of, or otherwise be subjected to discrimination under any program or activity that receives federal financial assistance.

**26. AGE DISCRIMINATION ACT OF 1975.** The Subrecipient shall comply with the Age Discrimination Act of 1975 (42 U.S.C. § 6101 et seq.), as amended, and any applicable regulations. No person in the United States shall, on the basis of age, be excluded from participation in, be denied the benefits of, or be subjected to discrimination under, any program or activity receiving federal financial assistance.

**27. NONDISCRIMINATION.** The Subrecipient shall comply with all federal, state, and local statutory, regulatory and constitutional non-discrimination provisions. Except as otherwise provided under 41 CFR Part 60, if the Agreement meets the definition of "federally assisted construction contract" in 41 CFR Part 60-1.3, the Subrecipient shall comply with and must include in each non-exempt subcontract the following equal opportunity clause provided under 41 CFR § 60-1.4(b), in accordance with Executive Order 11246, "Equal Employment Opportunity" (30 FR 12319, 12935, 3 CFR Part, 1964-1965 Comp., p. 339), as amended by Executive Order 11375, "Amending Executive Order 11246 Relating to Equal Employment Opportunity," and implementing regulations at 41 CFR part 60, "Office of Federal Contract Compliance Programs, Equal Employment Opportunity, Department of Labor":

- A. The Subrecipient will not discriminate against any employee or applicant for employment because of race, color, religion, sex, sexual orientation, gender identity, or national origin. The Subrecipient will take affirmative action to ensure that applicants are employed, and that employees are treated during employment, without regard to their race, color, religion, sex, sexual orientation, gender identity, or national origin. Such action shall include, but not be limited to the following: Employment, upgrading, demotion, or transfer; recruitment or recruitment advertising; layoff or termination; rates of pay or other forms of compensation; and selection for training, including apprenticeship. The Subrecipient agrees to post in conspicuous places, available to employees and applicants for employment, notices to be provided setting forth the provisions of this nondiscrimination clause.
- B. The Subrecipient will, in all solicitations or advertisements for employees placed by or on behalf of the Subrecipient, state that all qualified applicants will receive consideration for employment without regard to race, color, religion, sex, sexual orientation, gender identity, or national origin.
- C. The Subrecipient will not discharge or in any other manner discriminate against any employee or applicant for employment because such employee or applicant has inquired about, discussed, or disclosed the compensation of the employee or applicant or another employee or applicant. This provision shall not apply to instances in which an employee who has access to the compensation information of other employees or applicants as a part of such employee's essential job functions discloses the compensation of such other employees or applicants to individuals who do not otherwise have access to such information, unless such disclosure is in response to a formal complaint or charge, in furtherance of an investigation, proceeding, hearing, or action, including an investigation conducted by the employer, or is consistent with the Subrecipient's legal duty to furnish information.
- D. The Subrecipient will send to each labor union or representative of workers with which it has a collective bargaining agreement or other contract or understanding, a notice to be provided advising the said labor union or workers' representatives of the Subrecipient's commitments under this section, and shall post copies of the notice in conspicuous places available to employees and applicants for employment.

- E. The Subrecipient will comply with all provisions of Executive Order 11246 of September 24, 1965, and of the rules, regulations, and relevant orders of the Secretary of Labor.
- F. The Subrecipient will furnish all information and reports required by Executive Order 11246 of September 24, 1965, and by rules, regulations, and orders of the Secretary of Labor, or pursuant thereto, and will permit access to its books, records, and accounts by the administering agency and the Secretary of Labor for purposes of investigation to ascertain compliance with such rules, regulations, and orders.
- G. In the event of the Subrecipient's noncompliance with the nondiscrimination clauses of these Supplementary Conditions or with any of the said rules, regulations, or orders, the Agreement may be canceled, terminated, or suspended in whole or in part and the Subrecipient may be declared ineligible for further Government contracts or federally assisted construction contracts in accordance with procedures authorized in Executive Order 11246 of September 24, 1965, and such other sanctions may be imposed and remedies invoked as provided in Executive Order 11246 of September 24, 1965, or by rule, regulation, or order of the Secretary of Labor, or as otherwise provided by law.
- H. The Subrecipient will include the portion of the sentence immediately preceding paragraph (A) and the provisions of paragraphs (A) through (H) in every subcontract or purchase order unless exempted by rules, regulations, or orders of the Secretary of Labor issued pursuant to section 204 of Executive Order 11246 of September 24, 1965, so that such provisions will be binding upon each subcontractor or vendor. The Subrecipient will take such action with respect to any subcontract or purchase order as the administering agency may direct as a means of enforcing such provisions, including sanctions for noncompliance; *provided*, however, that in the event a Subrecipient becomes involved in, or is threatened with, litigation with a subcontractor or vendor as a result of such direction by the administering agency, the Subrecipient may request the United States to enter into such litigation to protect the interests of the United States.

With respect to construction contracts and subcontracts exceeding \$10,000, The Subrecipient shall comply with Executive Order 11246 of September 24, 1965, entitled "Equal Employment Opportunity," as amended by Executive Order 11375 of October 13, 1967; Executive Order 11478 of August 8, 1969; Executive Order 12107 of December 28, 1978; Executive Order 12086 of October 5, 1978; and as supplemented in Department of Labor regulations (41 C.F.R. Part 60). Subrecipient shall include the following specifications, which are required pursuant to 41 C.F.R. 60-4.3 in all Federal and federally assisted construction contracts in excess of \$10,000 to be performed in geographical areas designated by the Director (as such term is defined below) pursuant to and as referenced in 41 C.F.R. 60-4.6 and in construction subcontracts in excess of \$10,000 necessary in whole or in part to the performance of nonconstruction Federal contracts and subcontracts covered under the Executive Order 11246. For the purposes of the Equal Opportunity Construction Contract Specifications and Clause below, the term "Construction Work" means the construction, rehabilitation, alteration, conversion, extension, demolition or repair of buildings, highways, or other changes or improvements to real property, including facilities providing utility services. The term also includes the supervision, inspection, and other onsite functions incidental to the actual construction.

**29. SECTION 503 OF THE REHABILITATION ACT OF 1973 (Applicable to contracts exceeding \$10,000).** The Subrecipient shall comply with section 503 of the Rehabilitation Act of 1973 (29 U.S.C. § 793), as amended, and any applicable regulations.

- A. The Subrecipient will not discriminate against any employee or applicant for employment because of physical or mental disability in regard to any position for which the employee or applicant for employment is qualified. The Subrecipient agrees to take affirmative action to employ, advance in employment and otherwise treat qualified individuals with disabilities without discrimination based on their physical or mental disability in all employment practices, including the following:
  - 1. Recruitment, advertising, and job application procedures;
  - 2. Hiring, upgrading, promotion, award of tenure, demotion, transfer, layoff, termination, right of return from layoff and rehiring;
  - 3. Rates of pay or any other form of compensation and changes in compensation;
  - 4. Job assignments, job classifications, organizational structures, position descriptions, lines of progression, and seniority lists;
  - 5. Leaves of absence, sick leave, or any other leave;
  - 6. Fringe benefits available by virtue of employment, whether or not administered by the Subrecipient;
  - 7. Selection and financial support for training, including apprenticeship, professional meetings, conferences, and other related activities, and selection for leaves of absence to pursue training;
  - 8. Activities sponsored by the Subrecipient including social or recreational programs; and
  - 9. Any other term, condition, or privilege of employment.
- B. The Subrecipient agrees to comply with the rules, regulations, and relevant orders of the Secretary of Labor issued pursuant to the Rehabilitation Act of 1973.
- C. In the event of the Subrecipient's noncompliance with the requirements of this clause, actions for noncompliance may be taken in accordance with the rules, regulations, and relevant orders of the Secretary of Labor issued pursuant to the Rehabilitation Act of 1973.
- D. The Subrecipient agrees to post in conspicuous places, available to employees and applicants for employment, notices in a form to be prescribed by the Deputy Assistant Secretary for Federal Contract Compliance Programs, provided by or through the contracting officer. Such notices shall state the rights of applicants and employees as well as the Subrecipient's obligation under the law to take affirmative action to employ and advance in employment qualified employees and applicants with disabilities. The Subrecipient must ensure that applicants and employees with disabilities are informed of the contents of the notice (e.g., the Subrecipient may have the notice read to a visually disabled individual, or may lower the posted notice so that it might be read by a person in a wheelchair).

- E. The Subrecipient will notify each labor organization or representative of workers with which it has a collective bargaining agreement or other contract understanding, that the Subrecipient is bound by the terms of section 503 of the Rehabilitation Act of 1973, as amended, and is committed to take affirmative action to employ and advance in employment individuals with physical or mental disabilities.
  
- F. The Subrecipient will include the provisions of this clause in every subcontract or purchase order in excess of \$10,000, unless exempted by the rules, regulations, or orders of the Secretary issued pursuant to section 503 of the Rehabilitation Act of 1973, as amended, so that such provisions will be binding upon each subcontractor or vendor. The Subrecipient will take such action with respect to any subcontract or purchase order as the Deputy Assistant Secretary for Federal Contract Compliance Programs may direct to enforce such provisions, including action for noncompliance.

# Exhibit C

## SAMPLE INVOICE

### Hays County CONTRACT EXPENDITURE REPORT

Report Period: JANUARY 2023

Invoice Number: 01

Agency: **Wimberley Independent School District**

Program:

Agency contact: **512-847-2414**

Current contract term:

E-mail:

Line	Approved Budget		Actual Expenditures & Balance		
	Item	Approved Budget	Programmatic Expenditures	Cumulative Expenditures	Budget Balance
	<b>PERSONNEL</b>				
1	Salaries	\$71,818.18	\$0.00	\$0.00	\$71,818.18
2	Finge Benefits	\$20,000.00	\$0.00	\$0.00	\$20,000.00
3	<b><i>SUBTOTAL PERSONNEL</i></b>	<b>\$91,818.18</b>	<b>\$0.00</b>	<b>\$0.00</b>	<b>\$91,818.18</b>
	<b>OPERATIONS</b>				
4	Professional Services - Behavioral	\$90,000.00	\$0.00	\$0.00	\$90,000.00
5	Equipment	\$0.00	\$0.00	\$0.00	\$0.00
6	Supplies	\$0.00	\$0.00	\$0.00	\$0.00
7	Contractual Services	\$0.00	\$0.00	\$0.00	\$0.00
8	Rent/Utilities	\$0.00	\$0.00	\$0.00	\$0.00
9	Department Specific Costs	\$0.00	\$0.00	\$0.00	\$0.00
10		\$0.00	\$0.00	\$0.00	\$0.00
11		\$0.00	\$0.00	\$0.00	\$0.00
12		\$0.00	\$0.00	\$0.00	\$0.00
13		\$0.00	\$0.00	\$0.00	\$0.00
14		\$0.00	\$0.00	\$0.00	\$0.00
15		\$0.00	\$0.00	\$0.00	\$0.00
16		\$0.00	\$0.00	\$0.00	\$0.00
17		\$0.00	\$0.00	\$0.00	\$0.00
18		\$0.00	\$0.00	\$0.00	\$0.00
19		\$0.00	\$0.00	\$0.00	\$0.00
20	<b><i>SUBTOTAL OPERATIONS</i></b>	<b>\$90,000.00</b>	<b>\$0.00</b>	<b>\$0.00</b>	<b>\$90,000.00</b>
21	<b><i>Personnel and Operations Subtotal</i></b>	<b>\$181,818.18</b>	<b>\$0.00</b>	<b>\$0.00</b>	<b>\$181,818.18</b>
	<b>INDIRECT COST</b>				
22	Administration - 10% de minimus	\$18,181.82	\$0.00	\$0.00	\$18,181.82
23	<b><i>SUBTOTAL Indirect Cost</i></b>	<b>\$18,181.82</b>	<b>\$0.00</b>	<b>\$0.00</b>	<b>\$18,181.82</b>
24	<b>PAYMENT REQUEST</b>				
25	<b>TOTALS</b>	<b>\$200,000.00</b>	<b>\$0.00</b>	<b>\$0.00</b>	<b>\$200,000.00</b>

Preparer's Signature: \_\_\_\_\_

Date: \_\_\_\_\_

Authorized Signature: \_\_\_\_\_

Date: \_\_\_\_\_

<b>APH USE ONLY:</b> Reviewed & approved by: _____ Date: _____
---

**WIMBERLEY INDEPENDENT SCHOOL DISTRICT  
BOARD OF EDUCATION**

**ACTION PAGE**

---

**Subject: Discuss and Consider Approval of Policy DCE(LOCAL) Revision**

**Date: 3/20/2023**

**Presented by: Dr. Bonewald**

---

BACKGROUND INFORMATION

The current DCE(LOCAL) policy restricts the Board's ability to offer a Non-Chapter 21 contract to District leaders in supervisory roles within WISD. This policy revision would provide the Board of Trustees with greater flexibility to provide a contractual agreement to supervisory employees approved at the Board's discretion.

ADMINISTRATIVE RECOMMENDATION

Approve the revision of policy DCE(LOCAL) as recommended.

BOARD ACTION REQUIRED

### PROPOSED REVISIONS 3.3.23

**Non-Chapter 21  
Contracts**

Non-Chapter 21 contracts shall be provided for positions included on the list approved by the Board. A non-Chapter 21 contract shall not be governed by Chapter 21 of the Education Code.

~~The District shall employ on non-Chapter 21 contracts, not to be governed by Chapter 21 of the Education Code, the following positions: chief financial officer.~~

**Appeal of  
Employment Actions**

An employee may appeal discharge during the contract period in accordance with DCE(LEGAL).

An employee whose contract is not reissued at the end of the contract period may appeal in accordance with DGBA(LOCAL).



Date: March 20, 2023

## Monthly Financial Highlights

- The monthly Financial Reports represent financial data through February 28, 2023.
- The cash and investment balances of all governmental and proprietary funds at month end is \$41,512,906. The General Fund makes up the largest portion of that number with \$27,093,157 or roughly 65% and the Debt Service \$12,591,615 (30%). The unaudited ending general fund balance as of February 28, 2023 is \$25,790,255 equivalent to 11.48 operating months (**see page 2**).
- Through the end of the month (6/12 or 50.0% of the budget year):
  - The General Fund has collected \$31,959,941 (92.85% of the budget revenue) and has spent \$13,438,066 (37.99% of the revised budget expenditures) (**See page 3**).
  - The Child Nutrition fund has collected \$731,259 (62.90% of its budgeted revenue) and has spent \$514,021 (56.92% of its budgeted expenditures) (**See page 8**).
    - Meals served during the month of February 2023 decreased by 6,845 when compared to February 2022, equivalent to 36% for total breakfasts and 20% for total lunches (**See page 8**).
    - The operating days in February 2023 (16 days) were equal days when compared to February 2022. When converting the meals to those served during an operating day, daily meals decreased by 36% for total breakfasts and total lunches decreased by 20% (**See page 8**).
    - The number of children approved for Free Meals in February 2023 was 648 and the number approved for reduced meals was 73. All meals were provided at free of charge the previous year under the SSO program (**See page 8**).
  - The Debt Service fund collected \$9,138,350 (95.19% of the budgeted revenue). A total of \$1,748,940 in bond interest was paid during the month. Debt service payments are made twice a year, February 15<sup>th</sup> and August 15<sup>th</sup> (**See page 9**).
- Special Revenue funds consist of Federal, State, and local grants received by the District. Some of these grants such as Title I and IDEA are non-competitive grants which the District receives based on certain types of student population reported through PEIMS. Other grants such as the San Marcos Civic Foundation and the Wimberley Education Foundation are competitive grants and are awarded based on demonstrated needs. This group of funds also includes Federal ESSER funding. Total revenue collected is \$1,516,153 and total expenditures spent is \$1,455,631 (**See page 10**).



**Division of Business Support Services**

951 FM 2325  
Wimberley, Texas 78676  
Ph: (512) 847-2414  
Fx: (512) 847-2142

- Total proprietary funds (Blue Hole Afterschool Program, Jacob's Well Afterschool Program and Tuition Based Pre-K Program) revenue collected is \$94,057, \$57,738, and \$445,726, respectively. Total expenditures are \$34,220, \$18,756, and \$122,438, respectively. Resulting in a net profit of \$59,837, \$38,982, and \$323,288 respectively, through the month of February 2023. (**See page 11**).
- Current Tax collections for the month of February 2023 totaled \$4,531,337 representing 11.17% of the levy collected during the month. Approximately 93.15% of the total levy has been collected through the end of February 2023, compared to 92.31% the previous year. About 92.92% of the budgeted tax revenue has been realized year to date as compared to 92.39% over the previous year (**See page 12**).
- During the month of February 2023 there was total of 4,436 student riders in the morning routes and 8,041 in the afternoon routes with an average number of student riders of 277 in the morning and 502 in the afternoon routes, which is a decrease 10.2% student ridership over the previous year. The district currently has 14 mornings and 13 afternoon routes at an average daily mileage of 662 (**See page 15**).

Should have any questions regarding these financials please contact me.

**Moises Santiago** SFO, RTSBA  
Chief Financial Officer  
Wimberley Independent School District

**Wimberley Independent School District**  
**Combined Balance Sheet**  
**for the Month Ending February 28, 2023**  
**(Un-Audited)**

	<u>General</u> <u>Fund</u>	<u>Child Nutrition</u> <u>Fund</u>	<u>Debt Service</u> <u>Fund</u>	<u>Special Revenue</u> <u>Funds</u>	<u>Enterprising</u> <u>Funds</u>	<u>Total</u>
<b>Assets:</b>						
11XX	Cash and Cash Equivalents	\$ 596,234.53	\$ 2,252.68	\$ 681,598.56	\$ 504,776.11	\$ 1,784,861.88
	Current Investments	27,093,156.86	-	12,589,362.05	45,525.62	39,728,044.53
	<b>Total Cash and Investments</b>	<b>\$ 27,093,156.86</b>	<b>\$ 596,234.53</b>	<b>\$ 12,591,614.73</b>	<b>\$ 727,124.18</b>	<b>\$ 41,512,906.41</b>
12XX	Property Taxes - Delinquent	899,474.00	-	226,541.00	-	1,126,015.00
	Allowance for Uncollectible Taxes	(89,944.00)	-	(22,653.00)	-	(112,597.00)
	Accrued Interest	0.04	-	817.59	-	817.63
	Due from State Agencies	498,382.45	48,842.91	-	132,823.84	680,049.20
	Due from other Governments	143,929.93	-	44,014.87	-	187,944.80
	Due from Other Funds	215,991.89	-	(585.45)	22,173.93	449,668.37
	Other Receivables	13,273.57	14,003.45	-	2,760.86	30,037.88
	<b>Total Receivables</b>	<b>\$ 1,681,107.88</b>	<b>\$ 62,846.36</b>	<b>\$ 248,135.01</b>	<b>\$ 157,758.63</b>	<b>\$ 2,361,935.88</b>
13XX	Inventories	12,842.12	22,688.96	-	-	35,531.08
	Prepaid Items	-	-	-	-	-
	<b>Other Current Assets</b>	<b>\$ 12,842.12</b>	<b>\$ 22,688.96</b>	<b>\$ -</b>	<b>\$ -</b>	<b>\$ 35,531.08</b>
	<b>Total Current Assets</b>	<b>\$ 28,787,106.86</b>	<b>\$ 681,769.85</b>	<b>\$ 12,839,749.74</b>	<b>\$ 884,882.81</b>	<b>\$ 716,864.11</b>
		<b>\$ 28,787,106.86</b>	<b>\$ 681,769.85</b>	<b>\$ 12,839,749.74</b>	<b>\$ 884,882.81</b>	<b>\$ 716,864.11</b>
		<b>\$ 28,787,106.86</b>	<b>\$ 681,769.85</b>	<b>\$ 12,839,749.74</b>	<b>\$ 884,882.81</b>	<b>\$ 716,864.11</b>
		<b>\$ 28,787,106.86</b>	<b>\$ 681,769.85</b>	<b>\$ 12,839,749.74</b>	<b>\$ 884,882.81</b>	<b>\$ 716,864.11</b>
		<b>\$ 28,787,106.86</b>	<b>\$ 681,769.85</b>	<b>\$ 12,839,749.74</b>	<b>\$ 884,882.81</b>	<b>\$ 716,864.11</b>
		<b>\$ 28,787,106.86</b>	<b>\$ 681,769.85</b>	<b>\$ 12,839,749.74</b>	<b>\$ 884,882.81</b>	<b>\$ 716,864.11</b>
		<b>\$ 28,787,106.86</b>	<b>\$ 681,769.85</b>	<b>\$ 12,839,749.74</b>	<b>\$ 884,882.81</b>	<b>\$ 716,864.11</b>
		<b>\$ 28,787,106.86</b>	<b>\$ 681,769.85</b>	<b>\$ 12,839,749.74</b>	<b>\$ 884,882.81</b>	<b>\$ 716,864.11</b>
		<b>\$ 28,787,106.86</b>	<b>\$ 681,769.85</b>	<b>\$ 12,839,749.74</b>	<b>\$ 884,882.81</b>	<b>\$ 716,864.11</b>
		<b>\$ 28,787,106.86</b>	<b>\$ 681,769.85</b>	<b>\$ 12,839,749.74</b>	<b>\$ 884,882.81</b>	<b>\$ 716,864.11</b>
		<b>\$ 28,787,106.86</b>	<b>\$ 681,769.85</b>	<b>\$ 12,839,749.74</b>	<b>\$ 884,882.81</b>	<b>\$ 716,864.11</b>
		<b>\$ 28,787,106.86</b>	<b>\$ 681,769.85</b>	<b>\$ 12,839,749.74</b>	<b>\$ 884,882.81</b>	<b>\$ 716,864.11</b>
		<b>\$ 28,787,106.86</b>	<b>\$ 681,769.85</b>	<b>\$ 12,839,749.74</b>	<b>\$ 884,882.81</b>	<b>\$ 716,864.11</b>
		<b>\$ 28,787,106.86</b>	<b>\$ 681,769.85</b>	<b>\$ 12,839,749.74</b>	<b>\$ 884,882.81</b>	<b>\$ 716,864.11</b>
		<b>\$ 28,787,106.86</b>	<b>\$ 681,769.85</b>	<b>\$ 12,839,749.74</b>	<b>\$ 884,882.81</b>	<b>\$ 716,864.11</b>
		<b>\$ 28,787,106.86</b>	<b>\$ 681,769.85</b>	<b>\$ 12,839,749.74</b>	<b>\$ 884,882.81</b>	<b>\$ 716,864.11</b>
		<b>\$ 28,787,106.86</b>	<b>\$ 681,769.85</b>	<b>\$ 12,839,749.74</b>	<b>\$ 884,882.81</b>	<b>\$ 716,864.11</b>
		<b>\$ 28,787,106.86</b>	<b>\$ 681,769.85</b>	<b>\$ 12,839,749.74</b>	<b>\$ 884,882.81</b>	<b>\$ 716,864.11</b>
		<b>\$ 28,787,106.86</b>	<b>\$ 681,769.85</b>	<b>\$ 12,839,749.74</b>	<b>\$ 884,882.81</b>	<b>\$ 716,864.11</b>
		<b>\$ 28,787,106.86</b>	<b>\$ 681,769.85</b>	<b>\$ 12,839,749.74</b>	<b>\$ 884,882.81</b>	<b>\$ 716,864.11</b>
		<b>\$ 28,787,106.86</b>	<b>\$ 681,769.85</b>	<b>\$ 12,839,749.74</b>	<b>\$ 884,882.81</b>	<b>\$ 716,864.11</b>
		<b>\$ 28,787,106.86</b>	<b>\$ 681,769.85</b>	<b>\$ 12,839,749.74</b>	<b>\$ 884,882.81</b>	<b>\$ 716,864.11</b>
		<b>\$ 28,787,106.86</b>	<b>\$ 681,769.85</b>	<b>\$ 12,839,749.74</b>	<b>\$ 884,882.81</b>	<b>\$ 716,864.11</b>
		<b>\$ 28,787,106.86</b>	<b>\$ 681,769.85</b>	<b>\$ 12,839,749.74</b>	<b>\$ 884,882.81</b>	<b>\$ 716,864.11</b>
		<b>\$ 28,787,106.86</b>	<b>\$ 681,769.85</b>	<b>\$ 12,839,749.74</b>	<b>\$ 884,882.81</b>	<b>\$ 716,864.11</b>
		<b>\$ 28,787,106.86</b>	<b>\$ 681,769.85</b>	<b>\$ 12,839,749.74</b>	<b>\$ 884,882.81</b>	<b>\$ 716,864.11</b>
		<b>\$ 28,787,106.86</b>	<b>\$ 681,769.85</b>	<b>\$ 12,839,749.74</b>	<b>\$ 884,882.81</b>	<b>\$ 716,864.11</b>
		<b>\$ 28,787,106.86</b>	<b>\$ 681,769.85</b>	<b>\$ 12,839,749.74</b>	<b>\$ 884,882.81</b>	<b>\$ 716,864.11</b>
		<b>\$ 28,787,106.86</b>	<b>\$ 681,769.85</b>	<b>\$ 12,839,749.74</b>	<b>\$ 884,882.81</b>	<b>\$ 716,864.11</b>
		<b>\$ 28,787,106.86</b>	<b>\$ 681,769.85</b>	<b>\$ 12,839,749.74</b>	<b>\$ 884,882.81</b>	<b>\$ 716,864.11</b>
		<b>\$ 28,787,106.86</b>	<b>\$ 681,769.85</b>	<b>\$ 12,839,749.74</b>	<b>\$ 884,882.81</b>	<b>\$ 716,864.11</b>
		<b>\$ 28,787,106.86</b>	<b>\$ 681,769.85</b>	<b>\$ 12,839,749.74</b>	<b>\$ 884,882.81</b>	<b>\$ 716,864.11</b>
		<b>\$ 28,787,106.86</b>	<b>\$ 681,769.85</b>	<b>\$ 12,839,749.74</b>	<b>\$ 884,882.81</b>	<b>\$ 716,864.11</b>
		<b>\$ 28,787,106.86</b>	<b>\$ 681,769.85</b>	<b>\$ 12,839,749.74</b>	<b>\$ 884,882.81</b>	<b>\$ 716,864.11</b>
		<b>\$ 28,787,106.86</b>	<b>\$ 681,769.85</b>	<b>\$ 12,839,749.74</b>	<b>\$ 884,882.81</b>	<b>\$ 716,864.11</b>
		<b>\$ 28,787,106.86</b>	<b>\$ 681,769.85</b>	<b>\$ 12,839,749.74</b>	<b>\$ 884,882.81</b>	<b>\$ 716,864.11</b>
		<b>\$ 28,787,106.86</b>	<b>\$ 681,769.85</b>	<b>\$ 12,839,749.74</b>	<b>\$ 884,882.81</b>	<b>\$ 716,864.11</b>
		<b>\$ 28,787,106.86</b>	<b>\$ 681,769.85</b>	<b>\$ 12,839,749.74</b>	<b>\$ 884,882.81</b>	<b>\$ 716,864.11</b>
		<b>\$ 28,787,106.86</b>	<b>\$ 681,769.85</b>	<b>\$ 12,839,749.74</b>	<b>\$ 884,882.81</b>	<b>\$ 716,864.11</b>
		<b>\$ 28,787,106.86</b>	<b>\$ 681,769.85</b>	<b>\$ 12,839,749.74</b>	<b>\$ 884,882.81</b>	<b>\$ 716,864.11</b>
		<b>\$ 28,787,106.86</b>	<b>\$ 681,769.85</b>	<b>\$ 12,839,749.74</b>	<b>\$ 884,882.81</b>	<b>\$ 716,864.11</b>
		<b>\$ 28,787,106.86</b>	<b>\$ 681,769.85</b>	<b>\$ 12,839,749.74</b>	<b>\$ 884,882.81</b>	<b>\$ 716,864.11</b>
		<b>\$ 28,787,106.86</b>	<b>\$ 681,769.85</b>	<b>\$ 12,839,749.74</b>	<b>\$ 884,882.81</b>	<b>\$ 716,864.11</b>
		<b>\$ 28,787,106.86</b>	<b>\$ 681,769.85</b>	<b>\$ 12,839,749.74</b>	<b>\$ 884,882.81</b>	<b>\$ 716,864.11</b>
		<b>\$ 28,787,106.86</b>	<b>\$ 681,769.85</b>	<b>\$ 12,839,749.74</b>	<b>\$ 884,882.81</b>	<b>\$ 716,864.11</b>
		<b>\$ 28,787,106.86</b>	<b>\$ 681,769.85</b>	<b>\$ 12,839,749.74</b>	<b>\$ 884,882.81</b>	<b>\$ 716,864.11</b>
		<b>\$ 28,787,106.86</b>	<b>\$ 681,769.85</b>	<b>\$ 12,839,749.74</b>	<b>\$ 884,882.81</b>	<b>\$ 716,864.11</b>
		<b>\$ 28,787,106.86</b>	<b>\$ 681,769.85</b>	<b>\$ 12,839,749.74</b>	<b>\$ 884,882.81</b>	<b>\$ 716,864.11</b>
		<b>\$ 28,787,106.86</b>	<b>\$ 681,769.85</b>	<b>\$ 12,839,749.74</b>	<b>\$ 884,882.81</b>	<b>\$ 716,864.11</b>
		<b>\$ 28,787,106.86</b>	<b>\$ 681,769.85</b>	<b>\$ 12,839,749.74</b>	<b>\$ 884,882.81</b>	<b>\$ 716,864.11</b>
		<b>\$ 28,787,106.86</b>	<b>\$ 681,769.85</b>	<b>\$ 12,839,749.74</b>	<b>\$ 884,882.81</b>	<b>\$ 716,864.11</b>
		<b>\$ 28,787,106.86</b>	<b>\$ 681,769.85</b>	<b>\$ 12,839,749.74</b>	<b>\$ 884,882.81</b>	<b>\$ 716,864.11</b>
		<b>\$ 28,787,106.86</b>	<b>\$ 681,769.85</b>	<b>\$ 12,839,749.74</b>	<b>\$ 884,882.81</b>	<b>\$ 716,864.11</b>
		<b>\$ 28,787,106.86</b>	<b>\$ 681,769.85</b>	<b>\$ 12,839,749.74</b>	<b>\$ 884,882.81</b>	<b>\$ 716,864.11</b>
		<b>\$ 28,787,106.86</b>	<b>\$ 681,769.85</b>	<b>\$ 12,839,749.74</b>	<b>\$ 884,882.81</b>	<b>\$ 716,864.11</b>
		<b>\$ 28,787,106.86</b>	<b>\$ 681,769.85</b>	<b>\$ 12,839,749.74</b>	<b>\$ 884,882.81</b>	<b>\$ 716,864.11</b>
		<b>\$ 28,787,106.86</b>	<b>\$ 681,769.85</b>	<b>\$ 12,839,749.74</b>	<b>\$ 884,882.81</b>	<b>\$ 716,864.11</b>
		<b>\$ 28,787,106.86</b>	<b>\$ 681,769.85</b>	<b>\$ 12,839,749.74</b>	<b>\$ 884,882.81</b>	<b>\$ 716,864.11</b>
		<b>\$ 28,787,106.86</b>	<b>\$ 681,769.85</b>	<b>\$ 12,839,749.74</b>	<b>\$ 884,882.81</b>	<b>\$ 716,864.11</b>
		<b>\$ 28,787,106.86</b>	<b>\$ 681,769.85</b>	<b>\$ 12,839,749.74</b>	<b>\$ 884,882.81</b>	<b>\$ 716,864.11</b>
		<b>\$ 28,787,106.86</b>	<b>\$ 681,769.85</b>	<b>\$ 12,839,749.74</b>	<b>\$ 884,882.81</b>	<b>\$ 716,864.11</b>
		<b>\$ 28,787,106.86</b>	<b>\$ 681,769.85</b>	<b>\$ 12,839,749.74</b>	<b>\$ 884,882.81</b>	<b>\$ 716,864.11</b>
		<b>\$ 28,787,106.86</b>	<b>\$ 681,769.85</b>	<b>\$ 12,839,749.74</b>	<b>\$ 884,882.81</b>	<b>\$ 716,864.11</b>
		<b>\$ 28,787,106.86</b>	<b>\$ 681,769.85</b>	<b>\$ 12,839,749.74</b>	<b>\$ 884,882.81</b>	<b>\$ 716,864.11</b>
		<b>\$ 28,787,106.86</b>	<b>\$ 681,769.85</b>	<b>\$ 12,839,749.74</b>	<b>\$ 884,882.81</b>	<b>\$ 716,864.11</b>
		<b>\$ 28,787,106.86</b>				

# **Wimberley Independent School District**

## **Quarterly Investment Portfolio Report**

**Month Ending February 28, 2023**

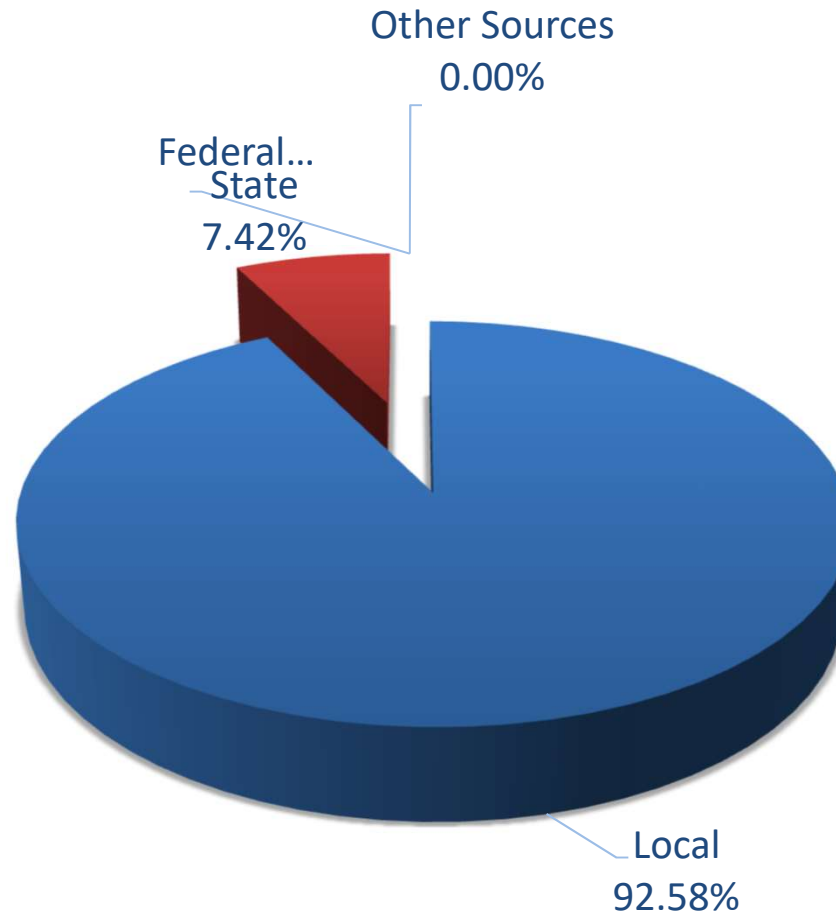
**Wimberley Independent School District**  
**Statement of Revenues, Expenditures, and Changes in Fund Balance**  
**for the Month Ending February 28, 2023**  
**(Un-Audited)**

	GENERAL FUND						
	<u>Prior Year</u> <u>Actual Revenues/</u> <u>Expenditures</u>	<u>Original</u> <u>Budget</u>	<u>Revised</u> <u>Budget</u>	<u>Encumbrances</u>	<u>Current Year</u> <u>Actual Revenues/</u> <u>Expenditures</u>	<u>Unrealized/</u> <u>Unexpended</u> <u>Budget</u>	<u>Percentage</u> <u>Y-T-D</u>
<b>Revenues:</b>							
Local	\$ 24,163,409.91	\$ 31,645,845	\$ 31,645,845	\$ -	\$ 29,587,048.89	(2,058,796.11)	93.49%
State	\$ 1,526,666.29	2,423,663	2,423,663	\$ -	\$ 2,372,891.77	(50,771.23)	97.91%
Federal	\$ 18,000.00	195,000	195,000	\$ -	\$ -	(195,000.00)	0.00%
Other Sources	\$ -	155,832	155,832	\$ -	\$ -	(155,832.00)	0.00%
<b>Total Revenues</b>	<b>\$ 25,708,076.20</b>	<b>\$ 34,420,340</b>	<b>\$ 34,420,340</b>	<b>\$ -</b>	<b>\$ 31,959,940.66</b>	<b>\$ (2,460,399.34)</b>	<b>92.85%</b>
11-Instruction	\$ 7,364,198.38	14,797,018	14,797,018	50,663.06	\$ 7,497,662.31	7,248,692.63	50.67%
12-Library	\$ 128,075.99	267,641	267,641	5,527.93	\$ 136,652.84	125,460.23	51.06%
13-Prof Dev	\$ 108,655.13	171,645	171,645	1,475.00	\$ 64,675.24	105,494.76	37.68%
21-Instruct Admin	\$ 243,444.86	470,032	470,032	10,548.51	\$ 282,789.12	176,694.37	60.16%
23-Campus Admin	\$ 612,508.85	1,320,131	1,320,131	3,268.95	\$ 698,445.95	618,416.10	52.91%
31-Counselors	\$ 550,087.82	795,037	795,037	2,655.00	\$ 449,657.38	342,724.62	56.56%
33-Health Services	\$ 81,917.60	283,556	283,556	1,111.66	\$ 118,782.90	163,661.44	41.89%
34-Transportation	\$ 387,853.16	976,009	976,009	76,747.87	\$ 330,430.07	568,831.06	33.86%
36-Co-Curricular	\$ 651,829.98	1,354,923	1,354,923	16,992.54	\$ 745,512.54	592,417.92	55.02%
41-Gen Admin	\$ 703,427.62	1,422,196	1,422,196	4,298.66	\$ 721,543.63	696,353.71	50.73%
51-Maintenance	\$ 1,748,793.30	3,574,913	3,574,913	723,540.49	\$ 1,758,077.67	1,093,294.84	49.18%
52-Security	\$ 160,057.31	780,657	780,657	10,340.00	\$ 200,090.76	570,226.24	25.63%
53-Data Services	\$ 219,474.02	481,053	481,053	5,721.64	\$ 302,977.68	172,353.68	62.98%
61-Community Services	\$ -	390	390	-	\$ -	390.00	0.00%
81-Facilities Acquisition/Constr.	\$ -	-	-	-	\$ -	-	NA
91-Purchase of WADA-Chp 49	\$ 436,753.00	8,393,449	8,393,449	-	\$ -	8,393,449.00	0.00%
99-Other Intergovernmental charge	\$ 118,941.91	283,400	283,400	-	\$ 130,767.65	152,632.35	46.14%
00-Other Uses	\$ -	-	-	-	\$ -	-	NA
<b>Total Expenditures and Other Uses</b>	<b>\$ 13,516,018.93</b>	<b>\$ 35,372,050</b>	<b>\$ 35,372,050</b>	<b>\$ 912,891.31</b>	<b>\$ 13,438,065.74</b>	<b>\$ 21,021,092.95</b>	<b>37.99%</b>
<b>Excess of Revenues Over (Under)</b>							
<b>Expenditures and Other Uses</b>	<b>\$ 12,192,057.27</b>	<b>\$ (951,710)</b>	<b>\$ (951,710)</b>	<b>(912,891.31)</b>	<b>\$ 18,521,874.92</b>		
<b>Unaudited Beginning Fund Balance September 1, 2022</b>		<b>\$ 7,279,617</b>	<b>\$ 7,279,617</b>	<b>-</b>	<b>\$ 7,279,617.00</b>		
		35					
<b>Fund Balance Ending - Monthly Reporting Period</b>		<b>\$ 6,327,907</b>	<b>\$ 6,327,907</b>	<b>(912,891.31)</b>	<b>\$ 25,801,491.92</b>	<b>\$ 19,473,584.92</b>	

**Wimberley Independent School District**  
**Detail of Expenditures & Other Uses(Program) - General Fund**  
**for the Month Ending February 28, 2023**  
**(Un-Audited)**

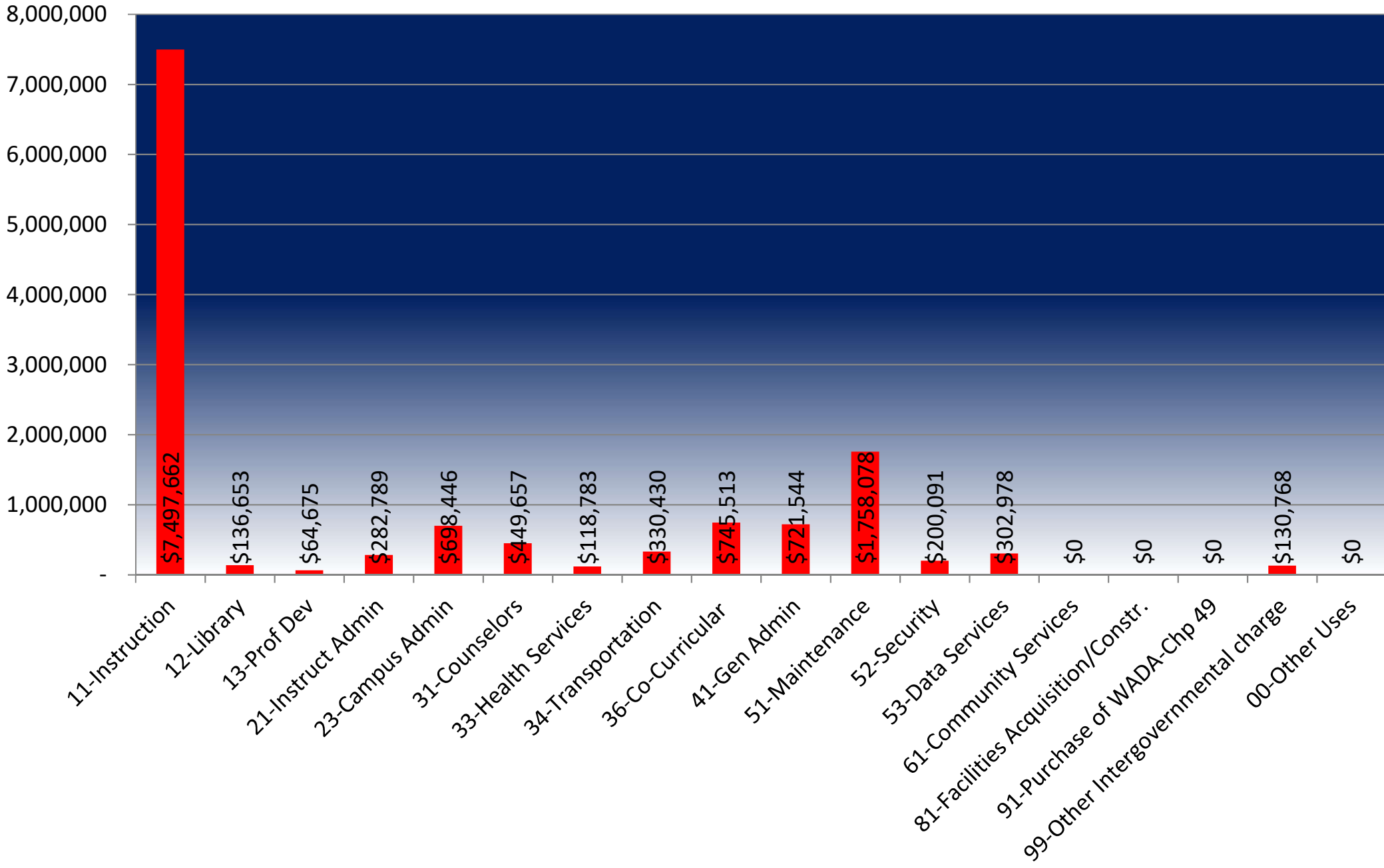
	GENERAL FUND						
	<u>Prior Year</u> <u>Actual Revenues/</u> <u>Expenditures</u>	<u>Original</u> <u>Budget</u>	<u>Revised</u> <u>Budget</u>	<u>Encumbrances</u>	<u>Current Year</u> <u>Actual Revenues/</u> <u>Expenditures</u>	<u>Unrealized/</u> <u>Unexpended</u> <u>Budget</u>	<u>Percentage</u> <u>Y-T-D</u>
<i>Expenditures and Other Uses by Program Code:</i>							
11-Basic Educational Services	<b>4,938,226.53</b>	10,425,363	10,425,363	31,880.79	5,174,292.76	5,219,189.45	49.63%
21-Gifted and Talented	<b>146,572.94</b>	285,212	285,212		133,467.48	151,744.52	46.80%
22-Career and Technical	<b>496,122.17</b>	960,444	960,444	4,434.55	489,897.93	466,111.52	51.01%
23-Services to Students with Disabilities	<b>1,284,570.68</b>	2,479,724	2,479,724	34,979.63	1,428,241.07	1,016,503.30	57.60%
24-Accelerated Education	<b>195,436.55</b>	407,479	407,479	924.78	199,615.94	206,938.28	48.99%
25-Bilingual Education and Special Language	<b>111,987.39</b>	292,440	292,440	275.00	145,293.71	146,871.29	49.68%
28-Disciplinary Alternative Education (DAEP)	<b>50,468.52</b>	102,176	102,176		51,625.35	50,550.65	50.53%
32-Pre-Kindergarten	<b>241,771.82</b>					-	NA
33-Prekindergarten Special Education Services	<b>31,594.78</b>	55,792	55,792		27,776.38	28,015.62	49.79%
35-Prekindergarten Bilingual Services	<b>36,622.89</b>					-	NA
36-Early Education Allotment	<b>89,359.96</b>	85,053	85,053		41,779.38	43,273.62	49.12%
37-Dyslexia	<b>76,700.92</b>	159,340	159,340		78,481.75	80,858.25	49.25%
38-College, Career & Military Readiness	<b>120,769.20</b>	242,733	242,733		121,728.43	121,004.57	50.15%
43-Dyslexia - Special Education	<b>38,506.30</b>	82,683	82,683		41,234.33	41,448.67	49.87%
91-Athletics and Related Activities	<b>569,543.80</b>	1,140,266	1,140,266	8,169.71	645,844.08	486,252.21	56.64%
99-Undistributed	<b>5,087,764.48</b>	18,653,345	18,653,345	832,226.85	4,858,787.15	12,962,331.00	26.05%
<b>Total Expenditures and Other Uses</b>	<b>13,516,018.93</b>	<b>35,372,050</b>	<b>35,372,050</b>	<b>912,891.31</b>	<b>13,438,065.74</b>	<b>21,021,092.95</b>	<b>37.99%</b>

## General Fund Revenues Collected to Date

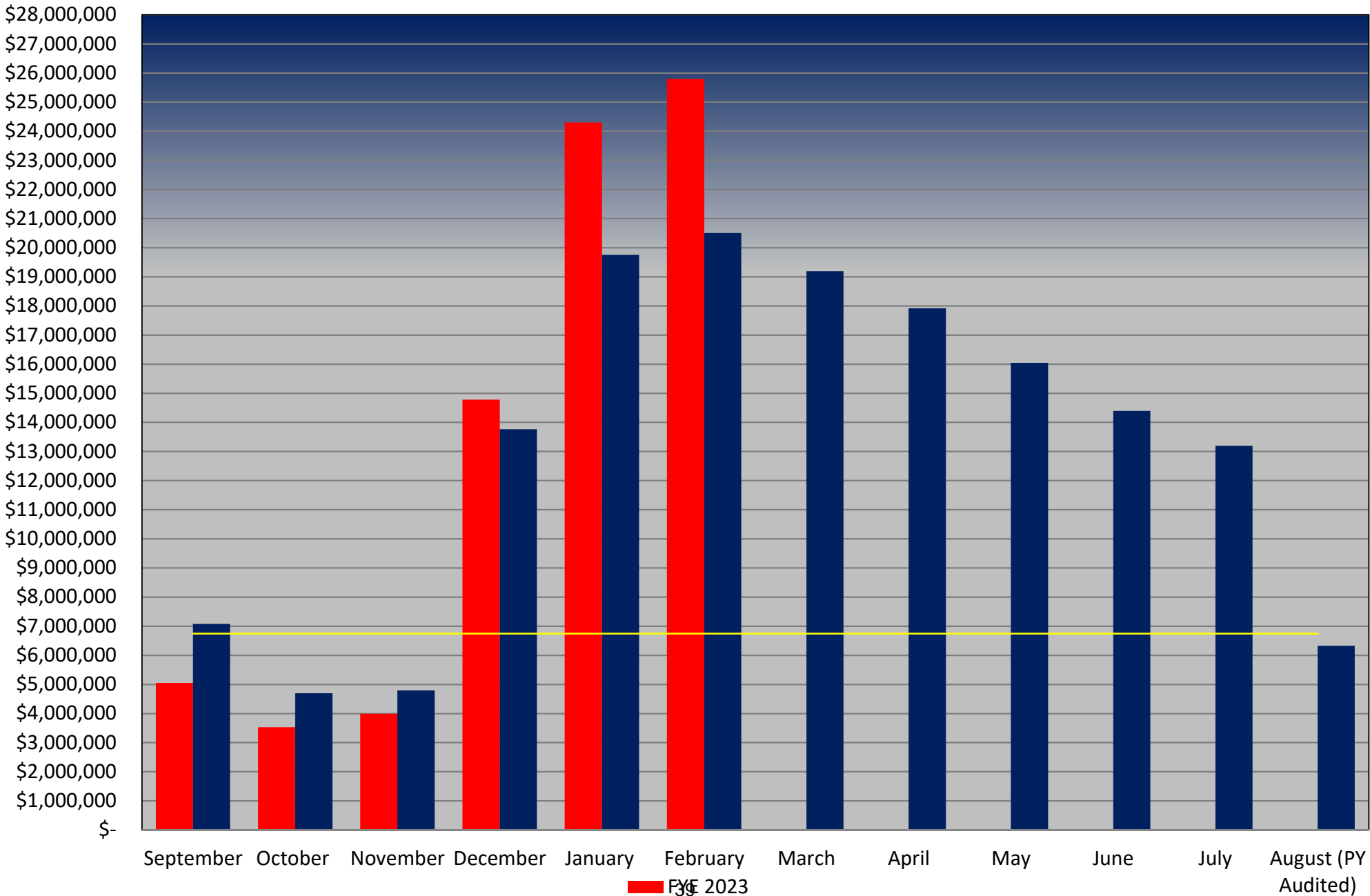


■ Local ■ State ■ Federal ■ Other Sources

# General Fund Expenditures to Date



# Fund Balance by Month



**Wimberley Independent School District**  
**Statement of Revenues, Expenditures, and Changes in Fund Balance**  
**for the Month Ending February 28, 2023**  
**(Un-Audited)**

	CHILD NUTRITION FUND					
	<u>Prior Year</u> <u>Actual Revenues/ Expenditures</u>	<u>Original Budget</u>	<u>Revised Budget</u>	<u>Current Year</u> <u>Actual Revenues/ Expenditures</u>	<u>Unrealized/ Unexpended Budget</u>	<u>Percentage Y-T-D</u>
<b>Revenues and Other Resources:</b>						
Local	\$ 102,078.13	\$ 325,900	\$ 325,900	\$ 379,854.30	\$ 53,954.30	116.56%
State	-	15,135	15,135	-	(15,135.00)	0.00%
Federal	702,925.81	821,500	821,500	351,404.79	(470,095.21)	42.78%
Other sources	-	-	-	-	-	NA
<b>Total Revenues and Other Resources</b>	<b>\$ 805,003.94</b>	<b>\$ 1,162,535</b>	<b>\$ 1,162,535</b>	<b>\$ 731,259.09</b>	<b>\$ (431,275.91)</b>	<b>62.90%</b>
<b>Expenditures and Other Uses:</b>						
35-6100 Payroll	228,337.22	431,795	431,795	195,513.88	236,281.12	45.28%
35-6200 Professional and Contracted Services	21.09	13,406	13,406	331.27	13,074.73	2.47%
35-6341 Food Supplies	213,639.17	292,295	292,295	278,357.77	13,937.23	95.23%
35-6342 Non-Food Supplies	25,046.03	38,795	38,795	23,201.05	15,593.95	59.80%
35-6344 USDA Commodities	-	50,000	50,000	-	50,000.00	0.00%
35-6349 Miscellaneous Supplies	365.13	7,800	7,800	15.98	7,784.02	0.20%
35-6300 Supplies & Materials	15,981.69	40,221	40,221	14,397.15	25,823.85	35.80%
35-6400 Food Service Other Operating Expenses	2,797.60	12,500	12,500	2,203.95	10,296.05	17.63%
35-6600 Food Service Capital Expenses	-	16,289	16,289	-	16,289.00	0.00%
<b>Total Expenditures</b>	<b>\$ 486,187.93</b>	<b>\$ 903,101</b>	<b>\$ 903,101</b>	<b>\$ 514,021.05</b>	<b>\$ 389,079.95</b>	<b>56.92%</b>
<b>Excess of Revenues and Other Resources Over (Under) Expenditures</b>	<b>\$ 318,816.01</b>	<b>\$ 259,434</b>	<b>\$ 259,434</b>	<b>\$ 217,238.04</b>		
<b>Unaudited Fund Balance September 1, 2022</b>		<b>420,828</b>	<b>420,828</b>	<b>420,828.00</b>		
<b>Fund Balance Ending - Monthly Reporting Period</b>		<b>\$ 680,262</b>	<b>\$ 680,262</b>	<b>\$ 638,066.04</b>	<b>\$ (42,195.96)</b>	

	Prior Year/Mo.	Current Year/Mo.	Increase/(Decrease)	% Change	Current Year / Increase /			
					Prior Year/Mo.	Year/Day	(Decrease)	% Change
<b>School Breakfast Program Meals Served: (Days)</b>					<b>16</b>	<b>16</b>		
Free-Bkfst	6,750	2,350	(4,400)	-65%	422	147	(275)	-65%
Reduced-Bkfst	-	260	260	#DIV/0!	-	16	16	#DIV/0!
Paid-Bkfst	-	1,743	1,743	#DIV/0!	-	109	109	#DIV/0!
<b>Total</b>	<b>6,750</b>	<b>4,353</b>	<b>(2,397)</b>	<b>-36%</b>	<b>422</b>	<b>272</b>	<b>(150)</b>	<b>-36%</b>
<b>School Lunch Program Meals Served:</b>								
Free-Lunch	22,623	6,639	(15,984)	-71%	1,414	415	(999)	-71%
Reduced-Lunch	-	632	632	#DIV/0!	-	40	40	#DIV/0!
Paid-Lunch	-	10,904	10,904	#DIV/0!	-	682	682	#DIV/0!
<b>Total</b>	<b>22,623</b>	<b>18,175</b>	<b>(4,448)</b>	<b>-20%</b>	<b>1,414</b>	<b>1,137</b>	<b>(277)</b>	<b>-20%</b>
<b>Grant Totals</b>	<b>29,373</b>	<b>22,528</b>	<b>(6,845)</b>	<b>-23%</b>	<b>1,836</b>	<b>1,409</b>	<b>(427)</b>	<b>-23%</b>

	Prior Year/Mo.	Current Year/Mo.	Increase/(Decrease)	% Change
Number of Children approved for Free Meals	-	648	648	#DIV/0!
Number of Children approved for Reduced Meals	-	73	73	#DIV/0!
<b>Total</b>	<b>-</b>	<b>40</b>	<b>721</b>	<b>721</b>

**Wimberley Independent School District**  
**Statement of Revenues, Expenditures, and Changes in Fund Balance**  
**for the Month Ending February 28, 2023**  
**(Un-Audited)**

**DEBT SERVICE FUND**

	<u>Prior Year</u> <u>Actual Revenues/</u> <u>Expenditures</u>		<u>Original</u> <u>Budget</u>		<u>Revised</u> <u>Budget</u>		<u>Current Year</u> <u>Actual Revenues/</u> <u>Expenditures</u>		<u>Unrealized/</u> <u>Unexpended/</u> <u>Budget</u>	<u>Percentage</u> <u>Y-T-D</u>
<b>Revenues:</b>										
<b>Local Revenue</b>										
Taxes, Current Year Levy	7,111,336.23	\$	9,466,608	\$	9,466,608		8,818,199.00	\$	(648,409.00)	93.15%
Taxes, Prior Year	43,734.36		40,000		40,000		35,055.24		(4,944.76)	87.64%
Penalties, Interest and Other Tax Revenues	23,480.10		40,700		40,700		18,536.58	\$	(22,163.42)	45.54%
Earnings from Investments	(4,799.38)		3,000		3,000		80,771.42		77,771.42	2692.38%
Miscellaneous Revenue	-		-		-		-		-	NA
<b>Local Revenue</b>	<b>\$ 7,173,751.31</b>	<b>\$</b>	<b>9,550,308</b>	<b>\$</b>	<b>9,550,308</b>	<b>\$</b>	<b>8,952,562.24</b>	<b>\$</b>	<b>(597,745.76)</b>	<b>93.74%</b>
<b>State Revenue</b>										
Additional State Aid for Homestead Exemption	\$ 52,685.00	\$	50,000	\$	50,000	\$	185,759.00		135,759.00	371.52%
<b>State Revenue</b>	<b>\$ 52,685.00</b>	<b>\$</b>	<b>50,000</b>	<b>\$</b>	<b>50,000</b>	<b>\$</b>	<b>185,759.00</b>	<b>\$</b>	<b>135,759</b>	<b>371.52%</b>
<b>Other Sources</b>										
Issuance of Bonds	\$ -	\$	-	\$	-	\$	-		-	NA
Operating Transfer In	\$ -	\$	-	\$	-	\$	29.07		29.07	NA
Bond Premium/Discount	\$ -	\$	-	\$	-	\$	-		-	NA
<b>Other Source Revenue</b>	<b>\$ -</b>	<b>\$</b>	<b>-</b>	<b>\$</b>	<b>-</b>	<b>\$</b>	<b>29.07</b>	<b>\$</b>	<b>29</b>	<b>0.00%</b>
<b>Total Revenue</b>	<b>\$ 7,226,436.31</b>	<b>\$</b>	<b>9,600,308.00</b>	<b>\$</b>	<b>9,600,308.00</b>	<b>\$</b>	<b>9,138,350.31</b>	<b>\$</b>	<b>(461,957.69)</b>	<b>95.19%</b>
<b>Expenditures:</b>										
71-6511 Bond Principal	-		2,350,000		2,350,000		-		2,350,000.00	0.00%
71-6521 Interest on Bonds	1,789,889.60		3,494,780		3,494,780		1,747,389.60		1,747,390.40	50.00%
71-6599 Other Debt Service Fees	2,300.00		10,500		10,500		1,550.00		8,950.00	14.76%
			-		-		-		-	
<b>Total Expenditures</b>	<b>\$ 1,792,189.60</b>	<b>\$</b>	<b>5,855,280</b>	<b>\$</b>	<b>5,855,280</b>	<b>\$</b>	<b>1,748,939.60</b>	<b>\$</b>	<b>4,106,340.40</b>	<b>29.87%</b>
<b>Excess of Revenues</b> <b>Over (Under) Expenditures</b>	<b>\$ 5,434,246.71</b>	<b>\$</b>	<b>3,745,028</b>	<b>\$</b>	<b>3,745,028</b>	<b>\$</b>	<b>7,389,410.71</b>			
<b>Unaudited Fund Balance September 1, 2022</b>		<b>\$</b>	<b>5,236,420</b>	<b>\$</b>	<b>5,236,420</b>	<b>\$</b>	<b>5,236,420.00</b>			
<b>Fund Balance Ending - Monthly Reporting Period</b>		<b>\$</b>	<b>8,981,448</b>	<b>\$</b>	<b>8,981,448</b>	<b>\$</b>	<b>12,625,830.71</b>	<b>\$</b>	<b>3,644,382.71</b>	

**Wimberley Independent School District**  
**Statement of Revenues, Expenditures, and Changes in Fund Balance**  
**for the Month Ending February 28, 2023**  
**(Un-Audited)**

<b>SPECIAL REVENUE FUNDS</b>						
	<u>Prior Year</u> <u>Actual Revenues/</u> <u>Expenditures</u>	<u>Revised Budget</u>	<u>Current Year</u> <u>Actual Revenues/</u> <u>Expenditures</u>	<u>Unrealized/</u> <u>Unexpended</u> <u>Budget</u>	<u>Percentage</u> <u>Y-T-D</u>	
<b>Revenues:</b>						
Local	\$ 374,624.36	\$ 1,477,182	\$ 553,527.12	\$ (923,655.25)	37.47%	
State	119,695.96	1,523	1,523.32	-	100.00%	
Federal	259,082.50	1,918,947	961,103.01	(957,843.99)	50.08%	
<b>Total Revenues</b>	<b>\$ 753,402.82</b>	<b>\$ 3,397,653</b>	<b>\$ 1,516,153.45</b>	<b>\$ (1,881,499.24)</b>	<b>44.62%</b>	
<b>Expenditures:</b>						
11-Instruction	43,096.96	1,375,823	654,498.72	721,324.26	47.57%	
12-Library	-	-	4,888.80	(4,888.80)	NA	
13-Prof Dev	-	64,947	33,714.34	31,232.66	51.91%	
21-Instruct Admin	-	136,039	54,139.22	81,899.78	39.80%	
23-School Leadership	-	-	26,292.90	(26,292.90)	NA	
31-Counselors	2,447.12	144,097	73,499.63	70,597.13	51.01%	
33-Health Services	55,519.92	114,245	61,392.21	52,852.91	53.74%	
34-Transportation	-	-	15,288.42	(15,288.42)	NA	
36-Co-Curricular	321,207.57	963,563	463,418.97	500,144.33	48.09%	
41-Gen Admin	3,062.00	122,064	23,263.49	98,800.51	19.06%	
51-Maintenance	-	-	36,065.82	(36,065.82)	NA	
52-Security	-	500	2,444.40	(1,944.40)	488.88%	
53-Data Services	-	-	6,723.66	(6,723.66)	NA	
61-Community Service	-	-	-	-	NA	
81-Facilities Acquisition/Constr	-	-	-	-	NA	
99-Other Intergovernmental Charges	-	-	-	-	NA	
00-Other Uses	-	-	-	-	NA	
<b>Total Expenditures</b>	<b>\$ 425,333.57</b>	<b>\$ 2,921,278</b>	<b>\$ 1,455,630.58</b>	<b>\$ 1,465,648</b>	<b>49.83%</b>	
<b>Excess of Revenues</b>						
<b>Over (Under) Expenditures</b>	<b>\$ 328,069.25</b>	<b>\$ 476,374.53</b>	<b>\$ 60,522.87</b>			
<b>Unaudited Fund Balance September 1, 2022</b>		<b>\$ 992,442.00</b>	<b>\$ 992,442.00</b>	<b>\$ 992,442.00</b>		
<b>Fund Balance Ending - Monthly Reporting Period</b>		<b>\$ 42 1,468,816.53</b>	<b>\$ 1,052,964.87</b>	<b>\$ (415,851.66)</b>		

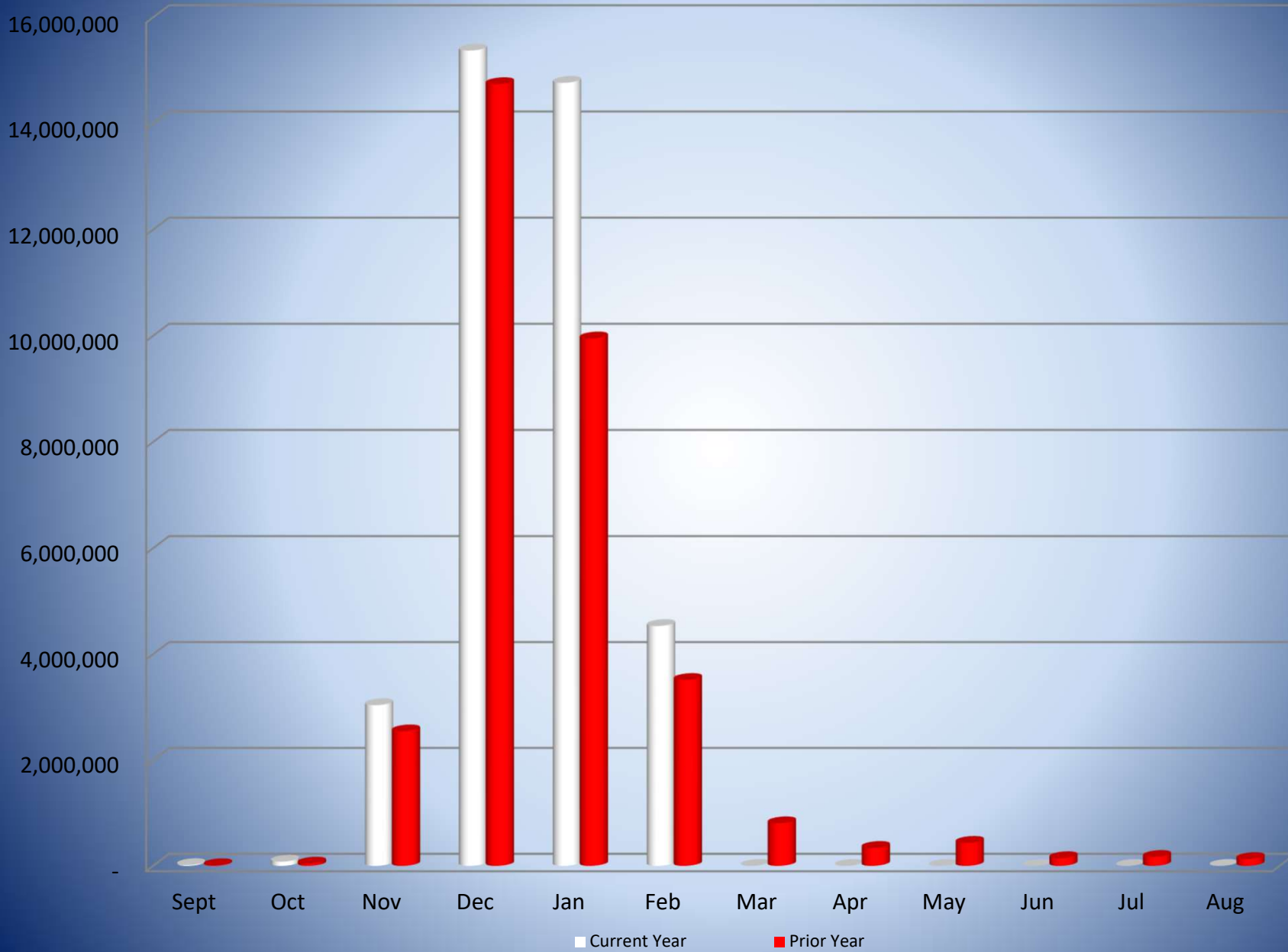
**Wimberley Independent School District**  
**Statement of Revenues, Expenses, and Changes in Equity**  
**for the Month Ending February 28, 2023**  
**(Un-Audited)**

	<u>2022-2023</u> <u>Blue Hole</u> <u>After School</u> <u>Program</u>	<u>2022-2023</u> <u>Jacob's Well</u> <u>After School</u> <u>Program</u>	<u>2022-2023</u> <u>Blue Hole</u> <u>Pre-K</u> <u>Program</u>	<u>2022-2023</u> <u>Total Revenues/</u> <u>Expenses</u>
<b><i>Revenues and Other Resources:</i></b>				
Local	\$ 92,283.43	\$ 56,535.85	\$ 439,207.39	\$ 588,026.67
State	1,773.42	1,202.09	6,518.92	9,494.43
Other sources	-	-	-	-
<b>Total Revenues and Other Resources</b>	<b>\$ 94,056.85</b>	<b>\$ 57,737.94</b>	<b>\$ 445,726.31</b>	<b>\$ 597,521.10</b>
<b><i>Expenses and Other Uses:</i></b>				
6100 Payroll	30,722.69	17,264.40	122,438.79	170,425.88
6200 Professional and Contracted Services	-	-	-	-
6300 Supplies and Materials	3,497.17	-	-	3,497.17
6400 Other Operating Expenses	-	1,491.95	-	1,491.95
6600 Capital Outlay	-	-	-	-
8000-Other Uses	-	-	-	-
<b>Total Expenses</b>	<b>\$ 34,219.86</b>	<b>\$ 18,756.35</b>	<b>\$ 122,438.79</b>	<b>\$ 175,415.00</b>
<b>Excess of Revenues and Other Resources</b>				
<b>Over (Under) Expenses</b>	<b>\$ 59,836.99</b>	<b>\$ 38,981.59</b>	<b>\$ 323,287.52</b>	<b>\$ 422,106.10</b>
<b>Unaudited Fund Equity September 1, 2022</b>	<b>\$ 75,508.00</b>	<b>\$ 47,562.00</b>	<b>\$ 168,896.00</b>	<b>\$ 291,966.00</b>
<b>Fund Balance Ending - Monthly Reporting Period</b>	<b>\$ 135,344.99</b>	<b>\$ 86,543.59</b>	<b>\$ 492,183.52</b>	<b>\$ 714,072.10</b>

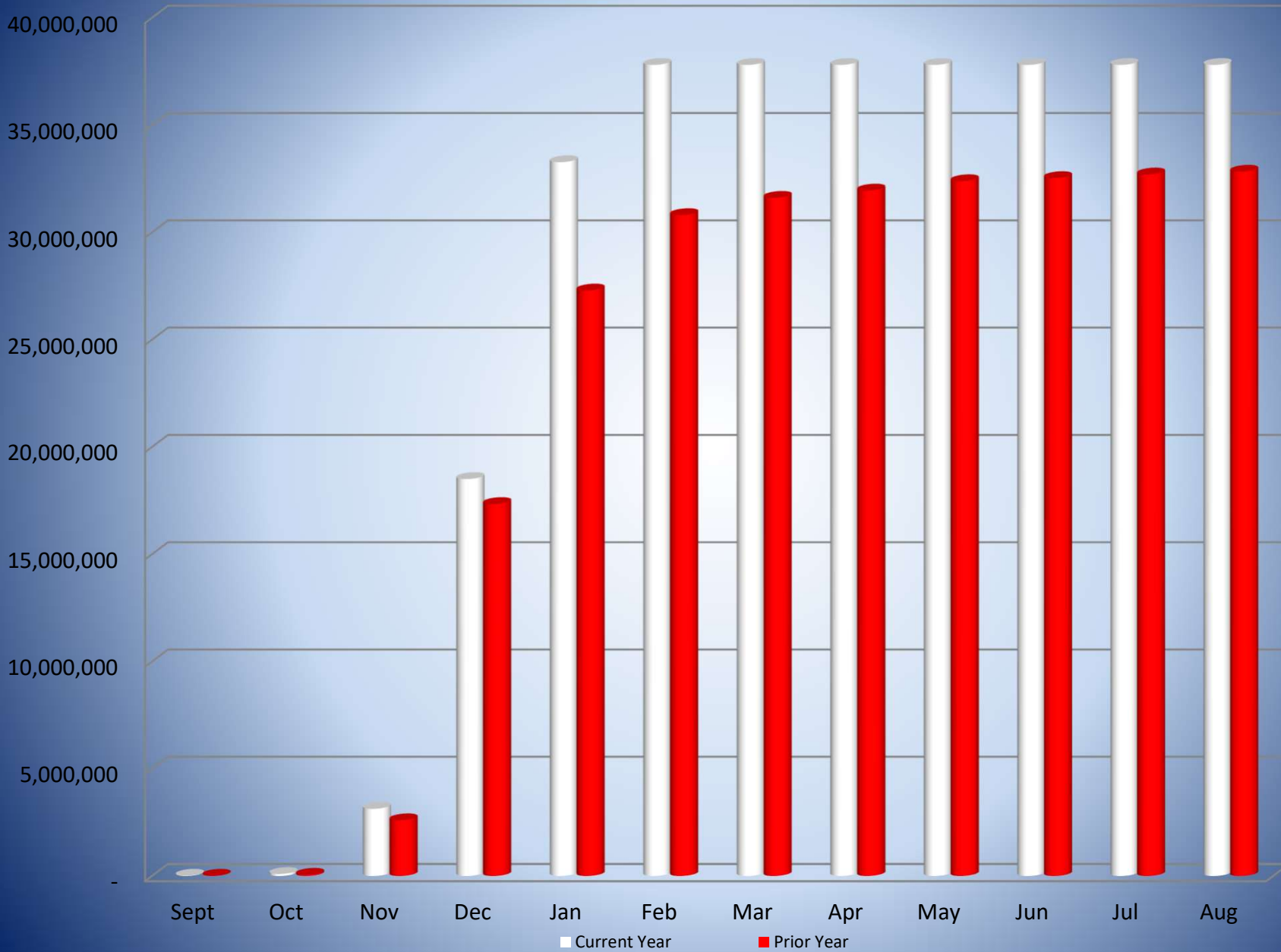
**Wimberley Independent School District**  
**Monthly Tax Collection Report**  
**for the Month Ending February 28, 2022**

	Prior Year 2021-2022				Current Year 2022-2023			
	General Fund	Debt Service Fund	Total	% of Levy	General Fund	Debt Service Fund	Total	% of Levy
<b>Current Month Tax Collections:</b>								
5711 Taxes-Current Year Tax Levy	\$ 2,701,683.22	\$ 810,951.27	\$ 3,512,634.49	10.53%	\$ 3,474,336.03	\$ 1,057,000.85	\$ 4,531,336.88	11.17%
5712 Taxes-Delinquent Collections	\$ 33,084.97	\$ 8,096.27	\$ 41,181.24		\$ 7,529.16	\$ 2,200.74	\$ 9,729.90	
5719 Penalties and Interest	\$ 29,391.93	\$ 8,403.07	\$ 37,795.00		\$ 38,670.75	\$ 11,680.52	\$ 50,351.27	
<b>Total Current Month Collections</b>	<b>\$ 2,764,160.12</b>	<b>\$ 827,450.61</b>	<b>\$ 3,591,610.73</b>		<b>\$ 3,520,535.94</b>	<b>\$ 1,070,882.11</b>	<b>\$ 4,591,418.05</b>	
<b>Fiscal Year to Date Collections:</b>								
5711 Taxes-Current Year Tax Levy	\$ 23,693,678.28	\$ 7,111,336.23	\$ 30,805,014.51	92.31%	\$ 28,985,379.51	\$ 8,818,199.00	\$ 37,803,578.51	93.15%
5712 Taxes-Delinquent Collections	\$ 182,207.51	\$ 47,772.06	\$ 229,979.57		\$ 117,048.42	\$ 35,055.24	\$ 152,103.66	
5719 Penalties and Interest	\$ 74,280.33	\$ 19,442.40	\$ 93,722.73		\$ 64,446.18	\$ 18,536.58	\$ 82,982.76	
<b>Total Revenue Collected</b>	<b>\$ 23,950,166.12</b>	<b>\$ 7,178,550.69</b>	<b>\$ 31,128,716.81</b>		<b>29,166,874.11</b>	<b>8,871,790.82</b>	<b>38,038,664.93</b>	
<b>Total Budgeted Tax Revenue (Current, Delinquent, Penalty &amp; Interest)</b>	<b>\$ 25,917,271.00</b>	<b>\$ 7,774,424.00</b>	<b>\$ 33,691,695.00</b>		<b>\$ 31,390,395.00</b>	<b>\$ 9,546,608.00</b>	<b>\$ 40,937,003.00</b>	
<b>Percentage of Budget Collected</b>	<b>92.41%</b>	<b>92.34%</b>	<b>92.39%</b>		<b>92.92%</b>	<b>92.93%</b>	<b>92.92%</b>	

# Month to Date Tax Collections Current Levy



# Year to Date Tax Collections Current Levy

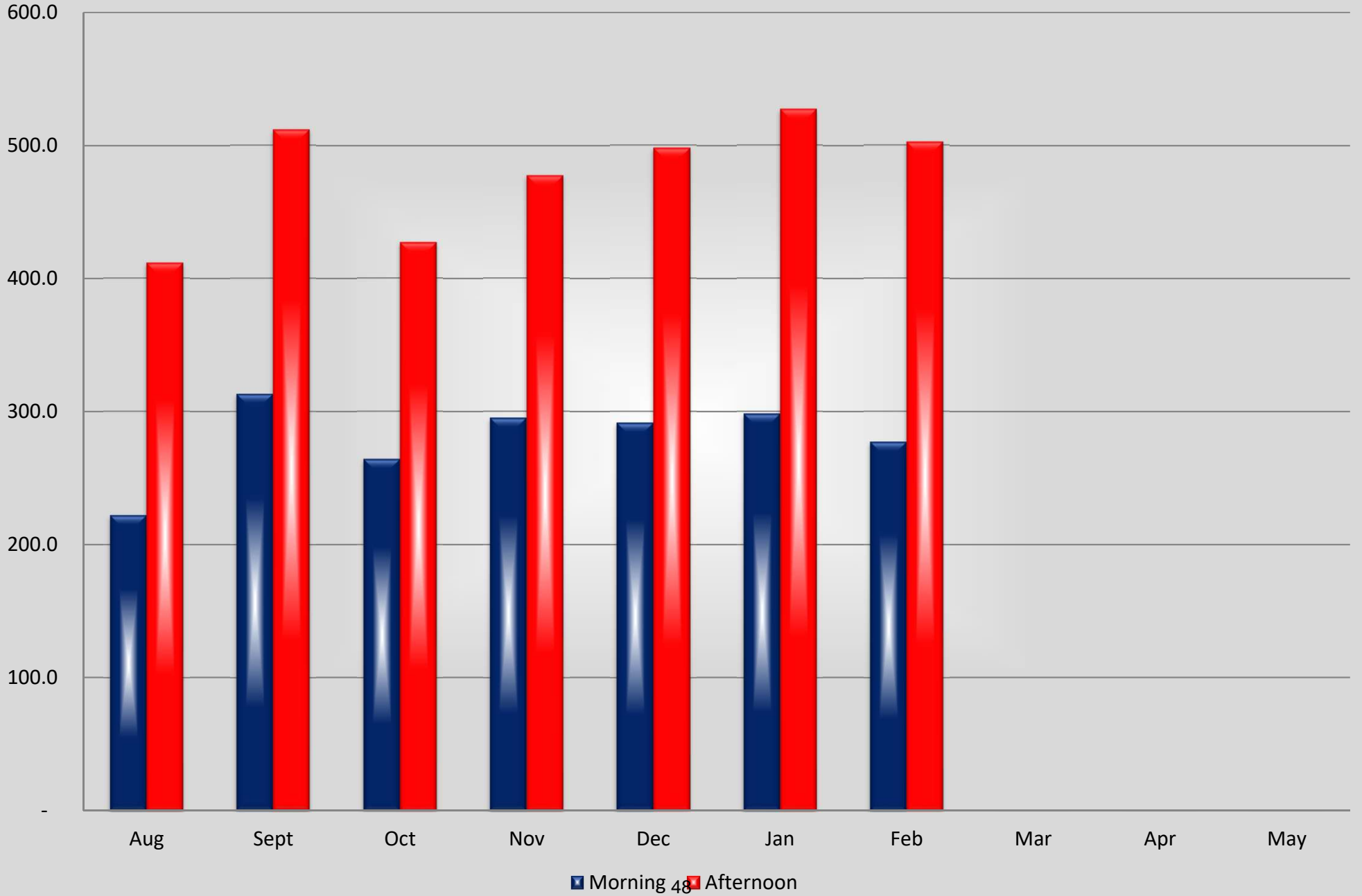


**Wimberley Independent School District**  
**Summary of Transportation - Student Riders**  
**for the Month Ending February 28, 2023**

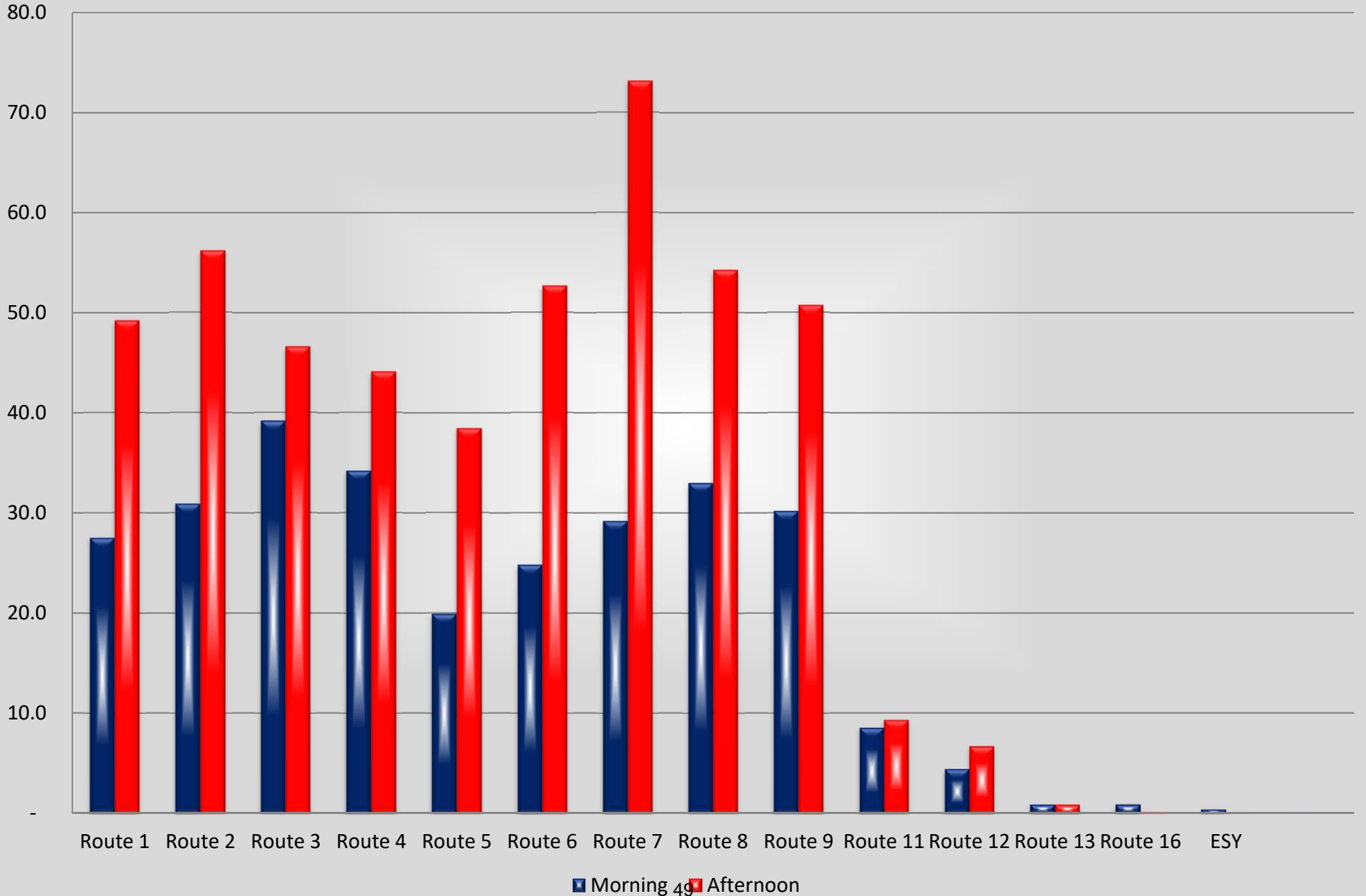
	Days:	11	21	19	17	11	17	16				112	Average	Daily	Annual
<b>Morning:</b>	<b>Aug</b>	<b>Sept</b>	<b>Oct</b>	<b>Nov</b>	<b>Dec</b>	<b>Jan</b>	<b>Feb</b>	<b>Mar</b>	<b>Apr</b>	<b>May</b>	<b>Total</b>	<b>Ridership</b>	<b>Mileage</b>	<b>Mileage</b>	
Route 1	262.0	628.0	529.0	529.0	272.0	463.0	395.0				3,078.0	27.5	39.35	4,407.20	
Route 2	379.0	779.0	517.0	517.0	331.0	490.0	446.0				3,459.0	30.9	29.29	3,280.48	
Route 3	407.0	874.0	708.0	708.0	411.0	675.0	604.0				4,387.0	39.2	24.80	2,777.60	
Route 4	353.0	793.0	576.0	576.0	418.0	599.0	513.0				3,828.0	34.2	25.07	2,807.84	
Route 5	195.0	408.0	353.0	353.0	237.0	358.0	324.0				2,228.0	19.9	19.54	2,188.48	
Route 6	276.0	650.0	421.0	421.0	271.0	407.0	333.0				2,779.0	24.8	27.27	3,054.24	
Route 7	134.0	722.0	531.0	531.0	377.0	520.0	453.0				3,268.0	29.2	28.98	3,245.76	
Route 8	20.0	729.0	617.0	617.0	388.0	722.0	602.0				3,695.0	33.0	17.51	1,961.12	
Route 9	276.0	676.0	515.0	515.0	338.0	572.0	489.0				3,381.0	30.2	18.12	2,029.44	
Route 11	89.0	186.0	146.0	146.0	96.0	149.0	138.0				950.0	8.5	22.18	2,484.16	
Route 12	34.0	98.0	76.0	76.0	49.0	79.0	78.0				490.0	4.4	29.99	3,358.88	
Route 13	10.0	20.0	15.0	15.0	10.0	12.0	13.0				95.0	0.8	38.67	4,331.04	
Route 15	3.0	16.0	15.0	15.0	10.0	17.0	16.0				92.0	0.8	0.59	66.08	
Route 16	-	-	-	-	-	9.0	32.0				41.0	0.4			
ESY	4.0	-	-	-	-	-	-				4.0	0.0	9.80	1,097.60	
<b>Total</b>	<b>2,442.0</b>	<b>6,579.0</b>	<b>5,019.0</b>	<b>5,019.0</b>	<b>3,208.0</b>	<b>5,072.0</b>	<b>4,436.0</b>	-	-	-	<b>31,775.0</b>	<b>283.7</b>	<b>331.16</b>	<b>37,089.92</b>	
<b>Average number of students</b>	<b>222.0</b>	<b>313.3</b>	<b>264.2</b>	<b>295.2</b>	<b>291.6</b>	<b>298.4</b>	<b>277.3</b>	-	-	-	<b>283.7</b>				

												Average	Daily	Annual
<b>Afternoon:</b>	<b>August</b>	<b>September</b>	<b>October</b>	<b>November</b>	<b>December</b>	<b>January</b>	<b>February</b>	<b>March</b>	<b>April</b>	<b>May</b>	<b>Total</b>	<b>Ridership</b>	<b>Mileage</b>	<b>Mileage</b>
Route 1	557.0	1,060.0	848.0	848.0	542.0	896.0	758.0				5,509.0	49.2	40.71	4,559.52
Route 2	773.0	1,265.0	856.0	856.0	602.0	1,020.0	916.0				6,288.0	56.1	28.71	3,215.52
Route 3	500.0	1,055.0	788.0	788.0	514.0	866.0	704.0				5,215.0	46.6	34.02	3,810.24
Route 4	476.0	1,041.0	716.0	716.0	489.0	793.0	706.0				4,937.0	44.1	24.98	2,797.76
Route 5	376.0	781.0	657.0	657.0	434.0	725.0	670.0				4,300.0	38.4	24.41	2,733.92
Route 6	539.0	1,132.0	898.0	898.0	586.0	951.0	895.0				5,899.0	52.7	21.54	2,412.48
Route 7	465.0	1,662.0	1,244.0	1,244.0	872.0	1,361.0	1,343.0				8,191.0	73.1	26.12	2,925.44
Route 8	260.0	1,245.0	988.0	988.0	657.0	1,045.0	894.0				6,077.0	54.3	20.00	2,240.00
Route 9	406.0	1,123.0	841.0	841.0	594.0	1,001.0	876.0				5,682.0	50.7	21.22	2,376.64
Route 11	108.0	218.0	153.0	153.0	104.0	159.0	140.0				1,035.0	9.2	27.59	3,090.08
Route 12	54.0	147.0	109.0	109.0	76.0	132.0	112.0				739.0	6.6	22.78	2,551.36
Route 13	10.0	20.0	15.0	15.0	8.0	12.0	13.0				93.0	0.8	38.61	4,324.32
Route 16	-	-	-	-	-	-	14.0				14.0	0.1		0.00
ESY	4.0	-	-	-	-	-	-				4.0	0.0	0.00	0.00
<b>Total</b>	<b>4,528.0</b>	<b>10,749.0</b>	<b>8,113.0</b>	<b>8,113.0</b>	<b>5,478.0</b>	<b>8,961.0</b>	<b>8,041.0</b>	-	-	-	<b>53,983.0</b>	<b>482.0</b>	<b>330.69</b>	<b>37,037.28</b>
<b>Average number of students</b>	<b>411.6</b>	<b>511.9</b>	<b>427.0</b>	<b>477.2</b>	<b>498.0</b>	<b>527.1</b>	<b>502.6</b>	-	-	-	<b>482.0</b>			
<b>Average daily mileage</b>														<b>661.85</b>

# Total Average Number of Students



# Average Ridership by Routes



CHECK CHECK		ACCOUNT		INVOICE	
NUMBER	DATE	NUMBER	VENDOR	DESCRIPTION	AMOUNT
0	02/01/2023	199 E 52 6396 00 810 0 99 000	ADI	Supplies for portable doors, AP Office, Ag Door locks	929.94
0	02/01/2023	199 E 51 6319 00 041 0 99 000	ADI	Complt Electric Strike Kit For DJHS	328.99
0	02/06/2023	199 E 36 6412 00 001 0 99 CH1	ATSSB Region 18	Entry Fees for Region 18 Choir Competition	410.00
0	02/06/2023	199 E 31 6499 00 811 0 99 000	Blanco Brew	WHS Counselor and Wellness Center Meeting - Lori Pharis, A. Phillips, K. Vannoy	18.91
0	02/06/2023	461 E 36 6499 A7 001 0 91 000	Chick-fil-A	District Swim Meals	78.79
0	02/06/2023	199 E 36 6412 00 001 0 22 AGR	Chick-fil-A	Fort Worth Stock show - Meal	14.77
0	02/06/2023	865 E 36 6499 15 001 0 99 000	Chick-fil-A	Cheer Competition Meals	228.64
0	02/06/2023	199 E 36 6399 00 001 0 99 OAP	Concord Theatricals Corp	Supplies for OAP	214.55
0	02/06/2023	461 E 36 6499 A3 001 0 91 000	Crown Awards	Football Trophy	262.24
0	02/06/2023	461 E 36 6499 43 001 0 99 000	Dollar General	Supplies UIL	39.90
0	02/06/2023	461 E 36 6499 66 001 0 99 000	Dollar General	Sunshine group goodie bag supplies.	21.15
0	02/06/2023	199 E 41 6499 00 701 0 99 000	Dollar General	Board appreciation supplies	26.90
0	02/06/2023	199 E 11 6399 00 001 0 22 EGN	Epilog Laser	Motor for laser cutter for Engineering	347.00
0	02/06/2023	199 E 11 6394 00 101 0 11 GEN	Flocabulary, LLC.	Subscription Renewal	149.39
0	02/06/2023	199 E 41 6499 00 701 0 99 000	Hays City Store	Board Appreciation dinner - 1/18/2023 Board meeting 7-Board members, Supt.	279.92
0	02/06/2023	199 E 34 6249 00 805 0 99 000	Hays County Tax Assessor	License Renewals For Maint. & SPED Vehicles M-02, M-03, M-09 & SE-02	25.50
0	02/06/2023	865 E 36 6499 15 001 0 99 000	HEB Credit Receivables	Cheer Competition Food	244.13
0	02/06/2023	461 E 36 6499 AH 001 0 91 000	HEB Credit Receivables	Boys Soccer Snacks and Drinks	73.54
0	02/06/2023	461 E 36 6499 61 001 0 99 000	HEB Credit Receivables	Donuts For National Law Enforcement Day	34.34
0	02/06/2023	461 E 36 6499 61 001 0 99 000	HEB Credit Receivables	Supplies for National Law Enforcement Day	15.10
0	02/06/2023	199 E 11 6399 00 102 0 11 GEN	HEB Credit Receivables	Perfect Attendance supplies	75.68
0	02/06/2023	461 E 36 6499 AI 001 0 91 000	HEB Credit Receivables	Girls Soccer Drinks Snacks	61.14
0	02/06/2023	461 E 36 6499 88 001 0 23 000	HEB Credit Receivables	Life skills classroom hygiene products and supplies.	151.71
0	02/06/2023	461 E 36 6499 AH 001 0 91 000	HEB Credit Receivables	Boys Soccer Snacks and Drinks	79.11
0	02/06/2023	240 E 35 6499 00 999 0 99 000	HEB Credit Receivables	Food For Student w/ Special Diet	15.66
0	02/06/2023	461 E 36 6499 66 001 0 99 000	HEB Credit Receivables	Sunshine group snack for goodie bag.	31.38
0	02/06/2023	461 E 36 6499 AH 001 0 91 000	HEB Credit Receivables	Boys Soccer Drinks and Snacks	31.28
0	02/06/2023	461 E 36 6499 AH 001 0 91 000	HEB Credit Receivables	Boys Soccer Tournament Drinks & Snacks	98.52
0	02/06/2023	461 E 36 6499 AH 001 0 91 000	HEB Credit Receivables	Boys Soccer Tournament Drinks and Snacks	63.81
0	02/06/2023	240 E 35 6499 00 999 0 99 000	HEB Credit Receivables	Food Service Office Supplies	5.42
0	02/06/2023	461 E 36 6499 61 001 0 99 000	HEB Credit Receivables	Coffee and supplies for office.	15.32
0	02/06/2023	199 E 23 6411 ME 001 0 99 000	HEB Credit Receivables	Meal/Snacks for JH Counselor Interviews after hours. 4:00-PM - 7:00PM	59.24
0	02/06/2023	199 E 41 6499 00 750 0 99 HRS	HEB Credit Receivables	New Hire Orientation for the Month of January - snacks	23.36
0	02/01/2023	199 E 52 6499 00 811 0 99 000	Kelly's Hill Country BBQ	Meeting AED - J.Gonzales, A.Woods, D.Jordan, R.Simmons	28.01
0	02/01/2023	199 E 41 6499 00 701 0 99 000	Kelly's Hill Country BBQ	Supt. Faculty Advisory Lunch	102.71

CHECK		CHECK		ACCOUNT				INVOICE				AMOUNT
NUMBER	DATE	NUMBER					VENDOR	DESCRIPTION				
0	02/01/2023	199 E 41 6499 00 750 0 99 000					Leaning Pear LLC	Business Office Lunch Meeting			128.80	
0	02/01/2023	199 E 36 6399 00 001 0 99 NHS					NASSP/NHS/NJHS	NHS Classic Certificates			78.99	
0	02/01/2023	199 E 36 6399 00 001 0 99 SPC					National Speech & Debate Associatio	Extemp Questions Order			180.00	
0	02/06/2023	199 E 11 6399 00 102 0 11 GEN					Pizza Hut	Pizza for perfect attendance			133.98	
0	02/01/2023	199 E 11 6399 00 001 0 11 GEN					Ready Refresh	Water Machine Rental			40.04	
0	02/06/2023	461 E 36 6499 00 041 0 99 000					Sam's Club Direct	UIL Hospitality			294.48	
0	02/06/2023	711 E 61 6499 00 101 0 99 000					Sam's Club Direct	Kid Connection Supplies			301.08	
0	02/06/2023	711 E 61 6399 00 102 0 99 000					Sam's Club Direct	Snacks for Kid Connection			800.21	
0	02/06/2023	199 E 41 6499 00 750 0 99 HRS					Schlotzsky's	Lunch for Student Teachers for the spring semester from Texas State.			144.90	
0	02/06/2023	199 E 41 6499 00 702 0 99 000					Schlotzsky's	Board meeting 1/23/23. 6 meals Board, 14 meals Admin			81.30	
0	02/06/2023	199 E 41 6499 00 701 0 99 000					Schlotzsky's	Board meeting 1/23/23. 6 meals Board, 14 meals Admin			189.66	
0	02/06/2023	199 E 11 6399 00 102 0 33 000					Target Stores Division	Car seat for student travel/Sped dept			189.99	
0	02/06/2023	199 E 41 6411 00 701 0 99 000					TASA	Greg Bonewald midwinter school finance template bootcamp			200.00	
0	02/06/2023	199 E 41 6411 00 750 0 99 000					TASA	2023 Midwinter Conference-Moises Santiago			775.00	
0	02/01/2023	199 E 13 6411 00 041 0 99 TEC					Texas Computer Ed. Association	TCEA Full Conference Professional Development			399.00	
0	02/01/2023	199 E 13 6411 00 041 0 99 MTH					Texas Computer Ed. Association	Math Professional Development TCEA			189.00	
0	02/06/2023	199 E 52 6499 00 810 0 99 000					Texas Dept of Public Safety	Volunteer Background checks - 35			107.62	
0	02/01/2023	199 E 13 6495 00 001 0 99 ART					Texas Art Education Assn	Membership Dues for Art Teacher			55.00	
0	02/06/2023	199 E 12 6411 00 999 0 99 000					Texas Library Asso.	TLA Conference.- For P Blakemore			360.00	
0	02/06/2023	199 E 12 6495 00 999 0 99 000					Texas Library Asso.	Membership dues for TxLA - P Blakemore			182.00	
0	02/01/2023	199 E 36 6399 00 001 0 99 SPC					The Forensics Files	Spring UIL LD File-Congressional Term Limits			30.00	
0	02/06/2023	461 E 36 6499 AH 001 0 91 000					Whataburger, Inc.	Boys Soccer Meals			176.65	
0	02/06/2023	461 E 36 6499 A8 041 0 91 000					Whataburger, Inc.	Coaches Meals			22.58	
0	02/06/2023	162 E 36 6412 00 001 0 99 000					Whataburger, Inc.	Travel for band			11.36	
0	02/06/2023	161 E 36 6411 ME 001 0 91 000					Whataburger, Inc.	Coaches Clinic Meals			55.48	
0	02/06/2023	461 E 36 6499 AH 001 0 91 000					Whataburger, Inc.	Boys Soccer Meals			227.08	
0	02/06/2023	199 E 36 6412 00 001 0 22 AGR					Whataburger, Inc.	Fort Worth Stock show - Meal			15.35	
0	02/07/2023	461 E 36 6499 AH 001 0 91 000					Wimberley Cafe	Boys Soccer Tournament Meals			260.00	
Totals for 0											10,215.60	
52053	02/02/2023	461 E 36 6499 43 001 0 99 000					A+ Computer Science	UIL Tests			105.00	
Totals for 52053											105.00	
52054	02/02/2023	199 E 11 6395 00 001 0 11 IMA					Amazon Capital Services	re order/replacement of defective product			487.99	
52054	02/02/2023	199 E 12 6399 00 101 0 99 000					Amazon Capital Services	JWE - beanbag chairs			163.96	
52054	02/02/2023	199 E 11 6399 00 101 0 11 MUS					Amazon Capital Services	Supplies for Music			294.87	
Totals for 52054											946.82	

CHECK		CHECK		ACCOUNT				INVOICE		
NUMBER	DATE	NUMBER				VENDOR	DESCRIPTION	AMOUNT		
52055	02/02/2023	162 E 13 6411 00 041 0 99 000				Apolinar, Adam	Reimburse PD, TI:ME conference add on		50.00	
								Totals for 52055	50.00	
52056	02/02/2023	461 E 36 6499 A0 001 0 91 000				Athletic Supply Inc.	Boys Track Uniforms		4,990.00	
								Totals for 52056	4,990.00	
52057	02/02/2023	199 E 36 6399 00 001 0 99 UIL				Brookshier-DeLeon, Kyla	Reimbursement for mailing UIL trophies.		42.61	
								Totals for 52057	42.61	
52058	02/02/2023	461 E 36 6499 49 041 0 99 000				CDW Government, Inc.	Chromebook		3,059.10	
								Totals for 52058	3,059.10	
52059	02/02/2023	461 E 36 6499 43 001 0 99 000				Cole, Tyler	UIL judging fee.		125.00	
								Totals for 52059	125.00	
52060	02/02/2023	199 E 52 6299 00 001 0 99 000				Compliance Consortium Corporation	2022-2023 - HS & JH Student Drug and Alcohol Testing		975.00	
52060	02/02/2023	199 E 52 6299 00 001 0 99 000				Compliance Consortium Corporation	2022-2023 - HS & JH Student Drug and Alcohol Testing		235.00	
								Totals for 52060	1,210.00	
52061	02/02/2023	199 E 51 6259 08 001 0 99 000				Frontier Communications, Inc.	2022-2023: Telephone Lines for Fire Alarms		496.43	
52061	02/02/2023	199 E 51 6259 08 041 0 99 000				Frontier Communications, Inc.	2022-2023: Telephone Lines for Fire Alarms		331.52	
52061	02/02/2023	199 E 51 6259 08 101 0 99 000				Frontier Communications, Inc.	2022-2023: Telephone Lines for Fire Alarms		192.93	
52061	02/02/2023	199 E 51 6259 08 804 0 99 000				Frontier Communications, Inc.	2022-2023: Telephone Lines for Fire Alarms		143.77	
52061	02/02/2023	199 E 51 6259 08 805 0 99 000				Frontier Communications, Inc.	2022-2023: Telephone Lines for Fire Alarms		163.58	
52061	02/02/2023	199 E 51 6259 08 833 0 23 000				Frontier Communications, Inc.	2022-2023: Telephone Lines for Fire Alarms		97.97	
52061	02/02/2023	199 E 51 6259 08 836 0 99 000				Frontier Communications, Inc.	2022-2023: Telephone Lines for Fire Alarms		170.96	
								Totals for 52061	1,597.16	
52062	02/02/2023	199 E 51 6249 00 001 0 99 000				Hired Killers, Inc.	22/23 OPEN PO PEST CONTROL FOR ALL CAMP		183.70	
52062	02/02/2023	199 E 51 6249 00 041 0 99 000				Hired Killers, Inc.	22/23 OPEN PO PEST CONTROL FOR ALL CAMP		99.53	
52062	02/02/2023	199 E 51 6249 00 101 0 99 000				Hired Killers, Inc.	22/23 OPEN PO PEST CONTROL FOR ALL CAMP		99.53	
52062	02/02/2023	199 E 51 6249 00 102 0 99 000				Hired Killers, Inc.	22/23 OPEN PO PEST CONTROL FOR ALL CAMP		99.53	
52062	02/02/2023	199 E 51 6249 02 800 0 99 000				Hired Killers, Inc.	22/23 OPEN PO PEST CONTROL FOR ALL CAMP		158.45	
52062	02/02/2023	199 E 51 6249 02 804 0 99 000				Hired Killers, Inc.	22/23 OPEN PO PEST CONTROL FOR ALL CAMP		61.60	
52062	02/02/2023	199 E 51 6249 02 805 0 99 000				Hired Killers, Inc.	22/23 OPEN PO PEST CONTROL FOR ALL CAMP		61.60	
52062	02/02/2023	199 E 51 6249 02 830 0 99 000				Hired Killers, Inc.	22/23 OPEN PO PEST CONTROL FOR ALL CAMP		61.51	
52062	02/02/2023	199 E 51 6249 00 102 0 99 BHP				Hired Killers, Inc.	22/23 OPEN PO PEST CONTROL FOR ALL CAMP		99.55	
								Totals for 52062	925.00	

CHECK		CHECK		ACCOUNT				INVOICE		
NUMBER	DATE	NUMBER					VENDOR	DESCRIPTION	AMOUNT	
52063	02/02/2023	199 E 52 6299 00 001 0 99 000					Interquest Detection Canines	2022-2023: Canine Contraband Detection	300.00	
52063	02/02/2023	199 E 52 6299 00 041 0 99 000					Interquest Detection Canines	2022-2023: Canine Contraband Detection	300.00	
Totals for 52063									600.00	
52064	02/02/2023	199 E 34 6319 00 805 0 99 000					Kyrish Truck Centers of Austin	Actuator Switch	72.19	
Totals for 52064									72.19	
52065	02/02/2023	240 E 35 6341 LU 041 0 99 000					Labatt Food Service LLC	Breakfast/Lunch Food and Non-Food	2,243.71	
52065	02/02/2023	240 E 35 6341 BK 041 0 99 000					Labatt Food Service LLC	Breakfast/Lunch Food and Non-Food	43.87	
52065	02/02/2023	240 E 35 6342 BK 041 0 99 000					Labatt Food Service LLC	Breakfast/Lunch Food and Non-Food	6.09	
52065	02/02/2023	240 E 35 6342 LU 041 0 99 000					Labatt Food Service LLC	Breakfast/Lunch Food and Non-Food	18.25	
Totals for 52065									2,311.92	
52066	02/02/2023	199 E 36 6412 00 001 0 99 UIL					Langham Creek HS	UIL competition entry fees.	455.00	
Totals for 52066									455.00	
52067	02/02/2023	199 E 51 6319 01 001 0 99 000					Mid-American Research Chemical	Custodial supplies for district	174.00	
52067	02/02/2023	199 E 51 6319 01 041 0 99 000					Mid-American Research Chemical	Custodial supplies for district	174.00	
52067	02/02/2023	199 E 51 6319 01 101 0 99 000					Mid-American Research Chemical	Custodial supplies for district	174.00	
52067	02/02/2023	199 E 51 6319 01 102 0 99 BHP					Mid-American Research Chemical	Custodial supplies for district	174.00	
Totals for 52067									696.00	
52068	02/02/2023	199 E 11 6399 00 001 0 22 MFG					Matheson Tri-Gas, Inc.	2022-2023 Gas Cylinder Rentals Open PO	389.47	
Totals for 52068									389.47	
52069	02/02/2023	199 E 11 6399 05 101 0 11 GEN					MathWarm-Ups.com	STAAR Countdown	795.00	
Totals for 52069									795.00	
52070	02/02/2023	461 E 36 6499 49 101 0 99 000					Office Depot, Inc.	Supplies for Mrs. Myers	28.39	
Totals for 52070									28.39	
52071	02/02/2023	461 E 36 6499 38 041 0 99 000					J W Pepper & Son, Inc.	Music	334.25	
52071	02/02/2023	461 E 36 6499 38 041 0 99 000					J W Pepper & Son, Inc.	Music	72.97	
Totals for 52071									407.22	
52072	02/02/2023	461 E 36 6499 61 001 0 99 000					Sam's Club Direct	Supplies for snack cart.	301.75	
Totals for 52072									301.75	
52073	02/02/2023	199 E 23 6411 MI 001 0 99 000					Scharlach, Shad	Mileage Reimbursement for Canyon Lake, Fredericksburg and	240.38	



CHECK		CHECK		ACCOUNT		INVOICE				
NUMBER	DATE	NUMBER				VENDOR	DESCRIPTION			AMOUNT
52081	02/02/2023	199 E 51 6259 06 001 0 99 000				Wimberley Water Supply	2022-2023: Water - January 2023			1,838.09
52081	02/02/2023	199 E 51 6259 06 041 0 99 000				Wimberley Water Supply	2022-2023: Water - January 2023			1,349.79
52081	02/02/2023	199 E 51 6259 06 804 0 99 000				Wimberley Water Supply	2022-2023: Water - January 2023			85.69
52081	02/02/2023	199 E 51 6259 06 830 0 99 000				Wimberley Water Supply	2022-2023: Water - January 2023			44.99
52081	02/02/2023	199 E 51 6259 06 808 0 99 000				Wimberley Water Supply	2022-2023: Water - January 2023			1,025.88
52081	02/02/2023	199 E 51 6259 06 836 0 99 000				Wimberley Water Supply	2022-2023: Water - January 2023			299.58
									Totals for 52081	4,644.02
52082	02/03/2023	161 E 36 6399 00 001 0 91 TRN				Alert Services, Inc.	Supplies for Trainer			49.95
									Totals for 52082	49.95
52086	02/03/2023	461 E 36 6499 49 101 0 99 000				Amazon Capital Services	Supplies for Mrs. Biggers			8.09
52086	02/03/2023	493 E 11 6399 00 001 0 11 G12				Amazon Capital Services	*****WEF*****Accessible Team & Individual Sports For Lifeling Fun & Health			211.93
52086	02/03/2023	161 E 36 6394 00 001 0 91 000				Amazon Capital Services	Ink for Coaches Office Printer at Texan Gym			92.97
52086	02/03/2023	161 E 36 6394 00 001 0 91 000				Amazon Capital Services	Printer for Coach Lambert's Office   Speaker for Girls Soccer			149.99
52086	02/03/2023	461 E 36 6499 AI 001 0 91 000				Amazon Capital Services	Printer for Coach Lambert's Office   Speaker for Girls Soccer			239.00
52086	02/03/2023	461 E 36 6499 AF 001 0 91 000				Amazon Capital Services	Baseball: Resistance Pitching Bands			125.97
52086	02/03/2023	199 E 52 6399 00 810 0 99 000				Amazon Capital Services	supplies for safety			127.24
52086	02/03/2023	199 E 52 6399 00 811 0 99 000				Amazon Capital Services	supplies for safety			6.10
52086	02/03/2023	199 E 11 6399 00 001 0 11 PED				Amazon Capital Services	Supplies for PE/Aerobics			27.99
52086	02/03/2023	199 E 11 6394 00 001 0 11 GEN				Amazon Capital Services	Document camera for classroom.			99.00
52086	02/03/2023	461 E 36 6499 33 041 0 99 000				Amazon Capital Services	JH Book order			212.87
52086	02/03/2023	199 E 12 6329 00 001 0 99 000				Amazon Capital Services	Book series - WHS Books - BHP			20.48
52086	02/03/2023	199 E 12 6329 00 102 0 99 000				Amazon Capital Services	Book series - WHS Books - BHP			20.45
52086	02/03/2023	199 E 11 6399 00 041 0 11 SCI				Amazon Capital Services	Science Supplies			648.32
52086	02/03/2023	199 E 11 6399 KI 102 0 11 GEN				Amazon Capital Services	Marek Classroom \$ The Biggest Snowman Ever The Biggest Valentine Ever Scotch Laminating Pouches Handy Art Little Masters Tempera Paints Set, 16oz Pack of 6 Purple Paper 2 pocket folders with prongs, 50 pack Amazon Basics Clear Sheet Protectors, 100 pack Neenah Cardstock, white, 300 sheets			157.84
									Totals for 52086	2,148.24
52087	02/03/2023	199 E 11 6395 00 101 0 11 GEN				Carpenter, Maggie	Reimburse for Flocabulary Subscription			149.39
									Totals for 52087	149.39

CHECK CHECK		ACCOUNT		INVOICE		AMOUNT
NUMBER	DATE	NUMBER	VENDOR	DESCRIPTION		
52088	02/03/2023	461 E 36 6499 AF 001 0 91 000	Cimmaron Sports	Net for Baseball		179.00
					Totals for 52088	179.00
52089	02/03/2023	161 E 36 6499 00 001 0 91 TEN	Clear Springs HS Tennis Booster Clu	Kemah Boardwalk Tennis Invitational 3/24-25/23		250.00
52089	02/03/2023	461 E 36 6499 A6 001 0 91 000	Clear Springs HS Tennis Booster Clu	All Access Pass, Shirts & Meals 18x\$30each + coaches		550.00
					Totals for 52089	800.00
52090	02/03/2023	461 E 36 6499 18 001 0 99 000	Complete Custom Itinerary Svc Inc	Next payment for Spring Band Trip		3,463.00
					Totals for 52090	3,463.00
52091	02/03/2023	199 E 11 6399 00 041 0 23 000	Griffis, John	Classroom management/incentives		29.72
52091	02/03/2023	199 E 11 6399 00 041 0 23 000	Griffis, John	Classroom management/incentives		25.68
52091	02/03/2023	199 E 11 6399 00 041 0 23 000	Griffis, John	Classroom management/incentives		13.42
52091	02/03/2023	199 E 11 6399 00 041 0 23 000	Griffis, John	Classroom management/incentives		7.50
52091	02/03/2023	199 E 11 6399 00 041 0 23 000	Griffis, John	Classroom management/incentives		36.50
					Totals for 52091	112.82
52092	02/03/2023	461 E 36 6499 00 041 0 99 000	Hill Country Springs	Drinking Water JH Campus		49.99
					Totals for 52092	49.99
52093	02/03/2023	199 E 41 6499 00 702 0 99 000	HEB Credit Receivables	Board snacks		37.29
					Totals for 52093	37.29
52094	02/03/2023	199 E 51 6299 00 830 0 99 000	Herrgon Maintenance LLC	22-23 Jan 2023 Inv. LAWN MAINT SERVICE CONTRACT		9,116.67
					Totals for 52094	9,116.67
52095	02/03/2023	461 E 36 6499 A3 001 0 91 000	Hill Country Trophy, LLC	UIL State Trophy Plate Football		30.00
					Totals for 52095	30.00
52096	02/03/2023	461 E 36 6499 18 001 0 99 000	Jones, Vanessa	refund for items not received. 2 pairs of band shorts and 2 band shirts.		72.00
					Totals for 52096	72.00
52097	02/03/2023	199 E 11 6399 05 101 0 11 GEN	Learning A-Z, LLC	Subscription for Ms. Grantham		128.00
					Totals for 52097	128.00
52098	02/03/2023	199 E 51 6259 08 001 0 99 000	LogMeIn Communications, Inc	2022-2023: Telephone - February 2023		1,860.07
52098	02/03/2023	199 E 51 6259 08 041 0 99 000	LogMeIn Communications, Inc	2022-2023: Telephone - February 2023		1,009.01
52098	02/03/2023	199 E 51 6259 08 101 0 99 000	LogMeIn Communications, Inc	2022-2023: Telephone - February 2023		762.13

CHECK		CHECK		ACCOUNT		INVOICE			
NUMBER	DATE	NUMBER			VENDOR	DESCRIPTION		AMOUNT	
52098	02/03/2023	199 E 51 6259 08 102 0 99 000			LogMeIn Communications, Inc	2022-2023: Telephone - February 2023		1,389.52	
52098	02/03/2023	199 E 51 6259 08 804 0 99 000			LogMeIn Communications, Inc	2022-2023: Telephone - February 2023		540.46	
52098	02/03/2023	199 E 51 6259 08 805 0 99 000			LogMeIn Communications, Inc	2022-2023: Telephone - February 2023		145.38	
52098	02/03/2023	199 E 51 6259 08 808 0 99 000			LogMeIn Communications, Inc	2022-2023: Telephone - February 2023		102.88	
52098	02/03/2023	199 E 51 6259 08 807 0 99 000			LogMeIn Communications, Inc	2022-2023: Telephone - February 2023		320.96	
52098	02/03/2023	199 E 51 6259 08 836 0 99 000			LogMeIn Communications, Inc	2022-2023: Telephone - February 2023		670.72	
							Totals for 52098	6,801.13	
52099	02/03/2023	199 E 52 6396 00 810 0 99 000			Lonestar Badge & Sign, Inc	Metal Signs (SSS Grant)		4,988.61	
							Totals for 52099	4,988.61	
52100	02/03/2023	199 E 12 6399 00 101 0 99 000			Office Depot, Inc.	JWE - supplies		246.52	
52100	02/03/2023	199 E 12 6399 00 101 0 99 000			Office Depot, Inc.	JWE - supplies		23.50	
							Totals for 52100	270.02	
52103	02/03/2023	461 E 36 6499 A8 001 0 91 000			Sam's Club Direct	Concessions for Boys and Girls Basketball		113.80	
52103	02/03/2023	461 E 36 6499 AA 001 0 91 000			Sam's Club Direct	Concessions for Boys and Girls Basketball		113.80	
52103	02/03/2023	461 E 36 6499 A8 001 0 91 000			Sam's Club Direct	Concessions for Boys and Girls Basketball		30.65	
52103	02/03/2023	461 E 36 6499 AA 001 0 91 000			Sam's Club Direct	Concessions for Boys and Girls Basketball		30.64	
52103	02/03/2023	461 E 36 6499 A8 001 0 91 000			Sam's Club Direct	Concessions for Boys and Girls Basketball		1,074.41	
52103	02/03/2023	461 E 36 6499 AA 001 0 91 000			Sam's Club Direct	Concessions for Boys and Girls Basketball		1,074.40	
52103	02/03/2023	461 E 36 6499 A8 001 0 91 000			Sam's Club Direct	Concessions for Boys and Girls Basketball		36.94	
52103	02/03/2023	461 E 36 6499 AA 001 0 91 000			Sam's Club Direct	Concessions for Boys and Girls Basketball		36.94	
52103	02/03/2023	461 E 36 6499 A8 001 0 91 000			Sam's Club Direct	Concessions for Boys and Girls Basketball		156.80	
52103	02/03/2023	461 E 36 6499 AA 001 0 91 000			Sam's Club Direct	Concessions for Boys and Girls Basketball		156.80	
52103	02/03/2023	461 E 36 6499 A8 001 0 91 000			Sam's Club Direct	Concessions for Boys and Girls Basketball		14.99	
52103	02/03/2023	461 E 36 6499 AA 001 0 91 000			Sam's Club Direct	Concessions for Boys and Girls Basketball		14.99	
52103	02/03/2023	461 E 36 6499 A8 001 0 91 000			Sam's Club Direct	Concessions for Boys and Girls Basketball		1.99	
52103	02/03/2023	461 E 36 6499 AA 001 0 91 000			Sam's Club Direct	Concessions for Boys and Girls Basketball		1.99	
52103	02/03/2023	461 E 36 6499 A8 001 0 91 000			Sam's Club Direct	Concessions for Boys and Girls Basketball		51.02	
52103	02/03/2023	461 E 36 6499 AA 001 0 91 000			Sam's Club Direct	Concessions for Boys and Girls Basketball		51.02	
52103	02/03/2023	461 E 36 6499 A8 001 0 91 000			Sam's Club Direct	Concessions for Boys and Girls Basketball		48.54	
52103	02/03/2023	461 E 36 6499 AA 001 0 91 000			Sam's Club Direct	Concessions for Boys and Girls Basketball		48.54	
52103	02/03/2023	461 E 36 6499 AI 001 0 91 000			Sam's Club Direct	Concessions For Girls Soccer		604.22	
52103	02/03/2023	461 E 36 6499 A8 041 0 91 000			Sam's Club Direct	Concessions For JH Basketball		503.33	
52103	02/03/2023	461 E 36 6499 AA 041 0 91 000			Sam's Club Direct	Concessions For JH Basketball		503.33	
							Totals for 52103	4,669.14	
52104	02/03/2023	199 E 11 6219 00 833 0 23 ECI			Sights Unseen Experience Based Lear ECI Services			2,280.00	

CHECK NUMBER	CHECK DATE	ACCOUNT NUMBER	VENDOR	INVOICE DESCRIPTION	AMOUNT
52104	02/03/2023	284 E 11 6219 00 833 2 23 ARP	Sights Unseen Experience Based Lear	Sights Unseen - CTVI Services for students with IEP services ages 3-21	2,000.00
52104	02/03/2023	224 E 11 6219 00 833 3 23 000	Sights Unseen Experience Based Lear	CTVI Services for students with IEP services ages 3-21.	2,940.00
Totals for 52104					7,220.00
52105	02/03/2023	161 E 36 6499 00 001 0 91 SWN	Southwest ISD	Entry Fees for Regional Swim	120.00
Totals for 52105					120.00
52106	02/03/2023	461 E 36 6499 29 001 0 99 000	Teed Shirts, Inc.	T Shirts for Lone Star Theater Festival.	445.50
Totals for 52106					445.50
52107	02/03/2023	199 E 51 6319 00 102 0 99 BHP	Tex-Air Filters	BHP air filters	813.45
Totals for 52107					813.45
52108	02/03/2023	199 E 11 6399 00 001 0 22 CTE	Ward's Science	Forensic Science Classroom Supplies.	237.72
Totals for 52108					237.72
52109	02/03/2023	461 E 36 6499 AG 001 0 91 000	Wimberley Shamrock	Tacos for Softball Scrimmage 2/4/23	137.50
Totals for 52109					137.50
52116	02/09/2023	199 E 11 6399 00 001 0 11 GEN	Amazon Capital Services	Office Supplies.	1,088.44
52116	02/09/2023	199 E 11 6399 PK 102 0 11 GEN	Amazon Capital Services	jbuck TOPSEAT TinyHiney Potty Elongated Toilet Seat, Adult/Child, w/Chromed Metal Hinges (Elongated	82.26
52116	02/09/2023	865 E 36 6499 CR 101 0 99 000	Amazon Capital Services	Supplies for 4th Grade Chess Club	53.98
52116	02/09/2023	493 E 11 6399 00 101 0 11 G11	Amazon Capital Services	*****WEF*****Growing Landscape Architects	101.95
52116	02/09/2023	195 E 53 6395 00 041 0 99 000	Amazon Capital Services	DJHS Tech Supplies	149.98
52116	02/09/2023	195 E 53 6395 00 001 0 99 000	Amazon Capital Services	WHS Tech Supplies	798.26
52116	02/09/2023	199 E 11 6399 00 102 0 23 000	Amazon Capital Services	Classroom supplies	188.45
52116	02/09/2023	195 E 53 6399 00 831 0 99 000	Amazon Capital Services	In house tech supplies	659.99
52116	02/09/2023	493 E 11 6399 00 001 0 22 G02	Amazon Capital Services	*****WEF*****Podcasting Equipment	1,130.35
52116	02/09/2023	493 E 11 6399 00 001 0 22 G02	Amazon Capital Services	*****WEF*****Podcasting Equipment	79.90
52116	02/09/2023	195 E 53 6399 00 831 0 99 000	Amazon Capital Services	General Tech Supplies	297.75
52116	02/09/2023	195 E 53 6395 00 001 0 99 000	Amazon Capital Services	WHS Tech	144.99
52116	02/09/2023	199 E 11 6399 00 001 0 11 SCI	Amazon Capital Services	Science Supplies	12.31
52116	02/09/2023	461 E 36 6499 AF 001 0 91 000	Amazon Capital Services	Baseball Supplies for Concessions	103.12
52116	02/09/2023	461 E 36 6499 AG 001 0 91 000	Amazon Capital Services	Baseball Supplies for Concessions	68.75
52116	02/09/2023	461 E 36 6499 88 001 0 23 000	Amazon Capital Services	Supplies for luncheon for Lifeskills class.	49.35
52116	02/09/2023	199 E 11 6399 02 102 0 11 GEN	Amazon Capital Services	Weger classroom\$ X-AC6 - Blue Cross Compatible Ballpoint Pen Refills. Smooth Writing German Ink and 1mm Medium Tip.	40.28

CHECK NUMBER	CHECK DATE	ACCOUNT NUMBER	VENDOR	INVOICE DESCRIPTION	AMOUNT
52116	02/09/2023	199 E 11 6399 02 102 0 11 GEN	Amazon Capital Services	#8511 TO Pencil Sharpener, SchoolPro Electric Edupress Sight Words Splat Game Grades K-1 Astrobrights Mega Collection, Colored Cardstock, "Frosty" 5-Color Astrobrights Mega Collection, Colored Cardstock, "Sunny" 5-Color Assortment, IRIS USA 5.9 Qt. Plastic Storage Container Bin with Latching Lid, Stackable Nestable Really Good Stuff Story Prompt Sticks - Generate Creative Writing Ideas with Fun and Inventive Writing Prompts - Weger classroom\$ X-AC6 - Blue Cross Compatible Ballpoint Pen Refills. Smooth Writing German Ink and lmm Medium Tip.	105.13
				#8511 TO Pencil Sharpener, SchoolPro Electric Edupress Sight Words Splat Game Grades K-1 Astrobrights Mega Collection, Colored Cardstock, "Frosty" 5-Color Astrobrights Mega Collection, Colored Cardstock, "Sunny" 5-Color Assortment, IRIS USA 5.9 Qt. Plastic Storage Container Bin with Latching Lid, Stackable Nestable Really Good Stuff Story Prompt Sticks - Generate Creative Writing Ideas with Fun and Inventive Writing Prompts - Totals for 52116	5,155.24
52117	02/09/2023	461 E 36 6499 A0 001 0 91 000	Athletic Supply Inc.	Girls Track Uniforms	4,445.00
				Totals for 52117	4,445.00
52118	02/09/2023	240 E 35 6411 MI 999 0 99 000	Baldwin, Heather	Mileage reimbursement 12/2/22-2/8/23	123.79
				Totals for 52118	123.79
52119	02/09/2023	161 E 36 6499 00 001 0 91 GTR	Blanco ISD	ATTN: Track Blanco Panther Relays 02/23/23	300.00
52119	02/09/2023	161 E 36 6499 00 001 0 91 TRA	Blanco ISD	ATTN: Track Blanco Panther Relays 02/23/23	300.00
				Totals for 52119	600.00
52120	02/09/2023	161 E 36 6499 PD 001 0 91 VOB	Boerne ISD	Attn: Athletics Volleyball Bi-district Playoff Game Wimberley vs. YMLA	157.52
				Totals for 52120	157.52
52121	02/09/2023	199 E 41 6411 MI 701 0 99 000	Bonewald, Gregory	Travel Reimbursement 01/01/23 - 01/31/23	270.91
				Totals for 52121	270.91
52123	02/09/2023	240 E 35 6341 BK 102 0 99 SCA	Brothers Food Service	Breakfast/Lunch Produce	136.68
52123	02/09/2023	240 E 35 6341 LU 102 0 99 SCA	Brothers Food Service	Breakfast/Lunch Produce	473.02





CHECK		CHECK		ACCOUNT				INVOICE				AMOUNT
NUMBER	DATE	NUMBER			VENDOR			DESCRIPTION				
52138	02/09/2023	199 E 51 6319 00 102 0 99 BHP			King Feed & Hardware, Inc			SEP - FEB 22-23 OPEN PO FOR MAINT SUPPLIES AND MATERIALS			7.20	
52138	02/09/2023	199 E 51 6319 00 001 0 99 000			King Feed & Hardware, Inc			SEP - FEB 22-23 OPEN PO FOR MAINT SUPPLIES AND MATERIALS			6.89	
52138	02/09/2023	199 E 51 6319 00 041 0 99 000			King Feed & Hardware, Inc			SEP - FEB 22-23 OPEN PO FOR MAINT SUPPLIES AND MATERIALS			6.89	
52138	02/09/2023	199 E 51 6319 00 101 0 99 000			King Feed & Hardware, Inc			SEP - FEB 22-23 OPEN PO FOR MAINT SUPPLIES AND MATERIALS			6.89	
52138	02/09/2023	199 E 51 6319 00 102 0 99 000			King Feed & Hardware, Inc			SEP - FEB 22-23 OPEN PO FOR MAINT SUPPLIES AND MATERIALS			6.89	
52138	02/09/2023	199 E 51 6319 00 830 0 99 000			King Feed & Hardware, Inc			SEP - FEB 22-23 OPEN PO FOR MAINT SUPPLIES AND MATERIALS			6.89	
52138	02/09/2023	199 E 51 6319 00 808 0 99 000			King Feed & Hardware, Inc			SEP - FEB 22-23 OPEN PO FOR MAINT SUPPLIES AND MATERIALS			6.89	
52138	02/09/2023	199 E 51 6319 00 800 0 99 000			King Feed & Hardware, Inc			SEP - FEB 22-23 OPEN PO FOR MAINT SUPPLIES AND MATERIALS			6.89	
52138	02/09/2023	199 E 51 6319 00 804 0 99 000			King Feed & Hardware, Inc			SEP - FEB 22-23 OPEN PO FOR MAINT SUPPLIES AND MATERIALS			6.89	
52138	02/09/2023	199 E 51 6319 00 102 0 99 BHP			King Feed & Hardware, Inc			SEP - FEB 22-23 OPEN PO FOR MAINT SUPPLIES AND MATERIALS			6.85	
Totals for 52138											126.53	
52139	02/09/2023	199 E 51 6249 00 041 0 99 000			Kurita America Inc.			22 - 23 MONTHLY WATER TREATMENT/CHEMICAL SERVICES OPEN PO			501.22	
Totals for 52139											501.22	
52140	02/09/2023	240 E 35 6341 LU 001 0 99 000			Labatt Food Service LLC			Breakfast Food/Non-Food Lunch Food/Non-Food			2,718.75	
52140	02/09/2023	240 E 35 6341 BK 001 0 99 000			Labatt Food Service LLC			Breakfast Food/Non-Food Lunch Food/Non-Food			82.31	
52140	02/09/2023	240 E 35 6342 BK 001 0 99 000			Labatt Food Service LLC			Breakfast Food/Non-Food Lunch Food/Non-Food			61.61	
52140	02/09/2023	240 E 35 6342 LU 001 0 99 000			Labatt Food Service LLC			Breakfast Food/Non-Food Lunch Food/Non-Food			179.87	
52140	02/09/2023	240 E 35 6341 BK 999 0 99 SCA			Labatt Food Service LLC			Breakfast Food/Non-Food Lunch Food/Non-Food			10.00	
52140	02/09/2023	240 E 35 6341 LU 001 0 99 SCA			Labatt Food Service LLC			Breakfast Food/Non-Food Lunch Food/Non-Food			53.80	
52140	02/09/2023	240 E 35 6341 BK 102 0 99 000			Labatt Food Service LLC			Breakfast/Lunch Food and Non-Food			209.67	
52140	02/09/2023	240 E 35 6341 LU 102 0 99 000			Labatt Food Service LLC			Breakfast/Lunch Food and Non-Food			1,689.35	
52140	02/09/2023	240 E 35 6342 LU 102 0 99 000			Labatt Food Service LLC			Breakfast/Lunch Food and Non-Food			432.67	
52140	02/09/2023	240 E 35 6342 BK 102 0 99 000			Labatt Food Service LLC			Breakfast/Lunch Food and Non-Food			144.23	
52140	02/09/2023	240 E 35 6341 BK 101 0 99 000			Labatt Food Service LLC			Breakfast/Lunch Food and Non-Food			292.31	
52140	02/09/2023	240 E 35 6341 LU 101 0 99 000			Labatt Food Service LLC			Breakfast/Lunch Food and Non-Food			2,342.06	
52140	02/09/2023	240 E 35 6342 BK 101 0 99 000			Labatt Food Service LLC			Breakfast/Lunch Food and Non-Food			26.35	
52140	02/09/2023	240 E 35 6342 LU 101 0 99 000			Labatt Food Service LLC			Breakfast/Lunch Food and Non-Food			61.49	
Totals for 52140											8,304.47	
52141	02/09/2023	199 E 11 6329 00 102 0 24 RI2			Lexia Learning Systems LLC			LEXIA Learning Systems 2yr Lexia Core 5 reading unlimited			3,500.00	
											school subscription renewal Quote Q-445811-5 option 2	
52141	02/09/2023	199 E 11 6395 00 102 0 11 TEC			Lexia Learning Systems LLC			LEXIA Learning Systems 2yr Lexia Core 5 reading unlimited			14,350.00	
											school subscription renewal Quote Q-445811-5 option 2	
Totals for 52141											17,850.00	
52142	02/09/2023	461 E 36 6499 43 001 0 99 000			Luling High School			Refund from UIL meet.			75.00	
Totals for 52142											75.00	



CHECK NUMBER	CHECK DATE	ACCOUNT NUMBER	VENDOR	INVOICE DESCRIPTION	AMOUNT
Totals for 52149					930.88
52150	02/09/2023	199 E 11 6219 00 833 0 23 000	San Marcos Interpreting Service for	ASL services for student	4,178.86
Totals for 52150					4,178.86
52151	02/09/2023	199 E 41 6212 00 750 0 99 000	Singleton, Clark & Company, PC	Audit - Professional Auditing Services - Issuance of Audit Report - Remaining 20% of Estimated Fee	5,520.00
Totals for 52151					5,520.00
52152	02/09/2023	865 E 36 6499 22 001 0 99 000	Six Flags Fiesta Texas	Tickets to Fiesta Texas for Senior Trip.	10,251.31
Totals for 52152					10,251.31
52153	02/09/2023	161 E 36 6399 00 001 0 91 SOF	Sportdecals, Inc	SOFTBALL HELMET DECALS	97.50
Totals for 52153					97.50
52154	02/09/2023	199 E 41 6399 00 701 0 99 000	Staples Business Advantage	supplies	6.52
Totals for 52154					6.52
52155	02/09/2023	461 E 36 6499 A8 001 0 91 000	Sweet Water Cookies	Senior Boxes of 6 cookies	189.00
Totals for 52155					189.00
52157	02/09/2023	199 E 51 6319 00 001 0 99 000	Wimberley Ace Hardware	SEP - FEB 22-23 OPEN PO FOR MAINT SUPPLIES AND MATERIALS	8.49
52157	02/09/2023	199 E 51 6319 00 830 0 99 000	Wimberley Ace Hardware	SEP - FEB 22-23 OPEN PO FOR MAINT SUPPLIES AND MATERIALS	116.94
52157	02/09/2023	199 E 51 6319 00 830 0 99 000	Wimberley Ace Hardware	SEP - FEB 22-23 OPEN PO FOR MAINT SUPPLIES AND MATERIALS	86.76
52157	02/09/2023	199 E 51 6319 00 101 0 99 000	Wimberley Ace Hardware	SEP - FEB 22-23 OPEN PO FOR MAINT SUPPLIES AND MATERIALS	11.04
52157	02/09/2023	199 E 51 6319 00 808 0 99 000	Wimberley Ace Hardware	SEP - FEB 22-23 OPEN PO FOR MAINT SUPPLIES AND MATERIALS	1.87
Totals for 52157					225.10
52158	02/09/2023	199 E 11 6399 00 001 0 22 CTE	Zimmerman, Katie	Reimbursement for items for class.	63.98
Totals for 52158					63.98
52166	02/16/2023	199 E 11 6399 KI 102 0 11 GEN	Amazon Capital Services	Kroening classroom \$ Animal toys Color paper Cardstock Pop-it dice game Learning numbers locks Mini Chalkboard signs: Wooden Vowel Reading:	149.85
52166	02/16/2023	199 E 11 6399 04 101 0 11 GEN	Amazon Capital Services	Supplies for Mrs. Wilkes	45.98
52166	02/16/2023	199 E 11 6399 00 001 0 11 GEN	Amazon Capital Services	Office Supplies.	32.97
52166	02/16/2023	199 E 11 6399 03 101 0 11 GEN	Amazon Capital Services	Supplies for Mrs. Germanio	11.97
52166	02/16/2023	461 E 36 6499 49 101 0 99 000	Amazon Capital Services	Supplies for Mrs. Germanio	125.41
52166	02/16/2023	865 E 36 6499 GD 101 0 99 000	Amazon Capital Services	Supplies for Garden Club	75.95



CHECK		CHECK		ACCOUNT		INVOICE			
NUMBER	DATE	NUMBER			VENDOR	DESCRIPTION		AMOUNT	
52166	02/16/2023	493 E 11 6399 00 041 0 11 M04			Amazon Capital Services	***WEF Mini Grant***Science Supplies For 8th Grade		217.40	
52166	02/16/2023	493 E 11 6399 00 041 0 99 M08			Amazon Capital Services	***WEF Mini*** STAAR Wars Rewards		329.30	
52166	02/16/2023	195 E 53 6395 00 041 0 99 000			Amazon Capital Services	DFJH Tech Supplies		48.95	
52166	02/16/2023	461 E 36 6499 62 041 0 99 000			Amazon Capital Services	Treat Bags		16.97	
52166	02/16/2023	199 E 11 6399 00 001 0 11 GEN			Amazon Capital Services	Shredder for AP office.		234.72	
52166	02/16/2023	199 E 11 6399 00 102 0 23 000			Amazon Capital Services	Credit-Little Tikes Snug n Secure Blue Swing		-17.34	
52166	02/16/2023	199 E 11 6399 00 102 0 33 000			Amazon Capital Services	Credit-Little Tikes Snug n Secure Blue Swing		-3.26	
52166	02/16/2023	195 E 11 6395 00 101 0 11 000			Amazon Capital Services	Credit-ASUS ROG Strix X299-E Gaming II ATX Motherboard		-515.99	
								Totals for 52166	3,580.82
52167	02/16/2023	199 E 11 6394 00 101 0 11 TEC			Apple, Inc	Ipad for Computer lab		528.00	
								Totals for 52167	528.00
52168	02/16/2023	195 E 11 6395 00 001 0 11 000			Best Buy - San Marcos	WHS Technology		939.98	
								Totals for 52168	939.98
52169	02/16/2023	199 E 11 6399 00 041 0 11 ART			Blick Art Materials LLC	Art Supplies		2,367.98	
52169	02/16/2023	199 E 11 6399 00 041 0 11 ART			Blick Art Materials LLC	Art Supplies		44.96	
								Totals for 52169	2,412.94
52170	02/16/2023	240 E 35 6341 BK 102 0 99 SCA			Brothers Food Service	Breakfast/Lunch Produce		82.18	
52170	02/16/2023	240 E 35 6341 LU 102 0 99 SCA			Brothers Food Service	Breakfast/Lunch Produce		341.52	
52170	02/16/2023	240 E 35 6341 BK 101 0 99 SCA			Brothers Food Service	Breakfast/Lunch Food		116.63	
52170	02/16/2023	240 E 35 6341 LU 101 0 99 SCA			Brothers Food Service	Breakfast/Lunch Food		396.62	
52170	02/16/2023	240 E 35 6341 BK 041 0 99 SCA			Brothers Food Service	Breakfast/Lunch Food		77.19	
52170	02/16/2023	240 E 35 6341 LU 041 0 99 SCA			Brothers Food Service	Breakfast/Lunch Food		293.06	
52170	02/16/2023	240 E 35 6341 BK 001 0 99 SCA			Brothers Food Service	Breakfast/Lunch Food		33.25	
52170	02/16/2023	240 E 35 6341 LU 001 0 99 SCA			Brothers Food Service	Breakfast/Lunch Food		269.10	
								Totals for 52170	1,609.55
52171	02/16/2023	461 E 36 6499 49 041 0 99 000			CDW Government, Inc.	Chromebook		310.00	
								Totals for 52171	310.00
52172	02/16/2023	461 E 36 6499 34 001 0 99 000			Centex Recognition	Shirts for Speech and Debate.		494.75	
52172	02/16/2023	461 E 36 6499 34 001 0 99 000			Centex Recognition	Shirts for Speech and Debate.		483.00	
								Totals for 52172	977.75
52173	02/16/2023	461 E 36 6499 A8 001 0 91 000			Chick-fil-A	Sandwiches for boys basketball playoff game		129.74	
								Totals for 52173	129.74



CHECK CHECK		ACCOUNT		INVOICE					
NUMBER	DATE	NUMBER		VENDOR	DESCRIPTION				AMOUNT
52181	02/16/2023	199 E 34 6239 00 805 0 99 000		Education Service Center, Region 13	Louis Titus 20 hour School Bus Certification Course				110.00
52181	02/16/2023	199 E 34 6239 00 805 0 99 000		Education Service Center, Region 13	Bus Driver Training 20 Hour certification course for Jorge Montemayor, Victoria Simpson, and Richard VanHoozer				110.00
52181	02/16/2023	199 E 34 6239 00 805 0 99 000		Education Service Center, Region 13	Bus Driver Training 20 Hour certification course for Victoria Simpson				110.00
52181	02/16/2023	199 E 34 6239 00 805 0 99 000		Education Service Center, Region 13	Bus Driver Training 20 Hour certification course for Richard VanHoozer				110.00
Totals for 52181									440.00
52182	02/16/2023	199 E 34 6239 00 805 0 99 000		Education Service Center, Region 20	Trans Dept BD Drug Alcohol				70.00
52182	02/16/2023	199 E 36 6239 00 001 0 99 000		Education Service Center, Region 20	Trans Dept BD Drug Alcohol				70.00
52182	02/16/2023	199 E 34 6239 00 805 0 99 000		Education Service Center, Region 20	Trans Dept BD Drug Alcohol				70.00
52182	02/16/2023	161 E 36 6239 00 999 0 91 000		Education Service Center, Region 20	Trans Dept BD Drug Alcohol				70.00
52182	02/16/2023	199 E 36 6239 00 001 0 99 000		Education Service Center, Region 20	Trans Dept BD Drug Alcohol				70.00
52182	02/16/2023	199 E 34 6239 00 805 0 99 000		Education Service Center, Region 20	Trans Dept BD Drug Alcohol				70.00
52182	02/16/2023	161 E 36 6239 00 999 0 91 000		Education Service Center, Region 20	Trans Dept BD Drug Alcohol				70.00
52182	02/16/2023	199 E 36 6239 00 001 0 99 000		Education Service Center, Region 20	Trans Dept BD Drug Alcohol				50.00
52182	02/16/2023	161 E 36 6239 00 999 0 91 000		Education Service Center, Region 20	Trans Dept BD Drug Alcohol				50.00
52182	02/16/2023	199 E 36 6239 00 001 0 99 000		Education Service Center, Region 20	Trans Dept BD Physicals - Brian Owens				90.00
Totals for 52182									680.00
52183	02/16/2023	199 E 11 6399 00 041 0 11 SCI		Flinn Scientific, Inc.	Flinn Science Orders				659.44
Totals for 52183									659.44
52184	02/16/2023	199 E 12 6329 00 102 0 99 000		Follett Content Solutions LLC	Follett - BHP - Dec 22				2,986.64
Totals for 52184									2,986.64
52185	02/16/2023	199 E 41 6211 00 701 0 99 000		The Fowler Law Firm, P.C.	3494-001 General Representation				1,397.50
Totals for 52185									1,397.50
52186	02/16/2023	199 E 51 6249 02 804 0 99 ZIN		Gerloff Company, Inc.	Water Damage Repairs to Admin Building				55,205.46
Totals for 52186									55,205.46
52187	02/16/2023	240 E 35 6342 LU 102 0 99 000		Gulf Coast Paper Co.	Open PO 2022-2023				365.25
52187	02/16/2023	240 E 35 6342 BK 102 0 99 000		Gulf Coast Paper Co.	Open PO 2022-2023				121.75
52187	02/16/2023	240 E 35 6342 LU 102 0 99 000		Gulf Coast Paper Co.	Open PO 2022-2023				77.85
52187	02/16/2023	240 E 35 6342 BK 102 0 99 000		Gulf Coast Paper Co.	Open PO 2022-2023				25.95
52187	02/16/2023	240 E 35 6342 BK 101 0 99 000		Gulf Coast Paper Co.	Open PO 2022-2023				102.24



CHECK		CHECK		ACCOUNT		INVOICE			
NUMBER	DATE	NUMBER			VENDOR	DESCRIPTION		AMOUNT	
52197	02/16/2023	240 E 35 6342 LU 102 0 99 000			Labatt Food Service LLC	Breakfast/Lunch Food and Non-Food		6.20	
52197	02/16/2023	240 E 35 6342 BK 102 0 99 000			Labatt Food Service LLC	Breakfast/Lunch Food and Non-Food		6.19	
52197	02/16/2023	240 E 35 6341 BK 102 0 99 000			Labatt Food Service LLC	Breakfast/Lunch Food and Non-Food		508.54	
52197	02/16/2023	240 E 35 6341 LU 102 0 99 000			Labatt Food Service LLC	Breakfast/Lunch Food and Non-Food		1,898.31	
52197	02/16/2023	240 E 35 6342 LU 102 0 99 000			Labatt Food Service LLC	Breakfast/Lunch Food and Non-Food		131.32	
52197	02/16/2023	240 E 35 6342 BK 102 0 99 000			Labatt Food Service LLC	Breakfast/Lunch Food and Non-Food		43.78	
52197	02/16/2023	240 E 35 6341 BK 101 0 99 000			Labatt Food Service LLC	Breakfast/Lunch Food and Non-Food		409.31	
52197	02/16/2023	240 E 35 6341 LU 101 0 99 000			Labatt Food Service LLC	Breakfast/Lunch Food and Non-Food		2,577.52	
52197	02/16/2023	240 E 35 6342 BK 101 0 99 000			Labatt Food Service LLC	Breakfast/Lunch Food and Non-Food		127.25	
52197	02/16/2023	240 E 35 6342 LU 101 0 99 000			Labatt Food Service LLC	Breakfast/Lunch Food and Non-Food		271.12	
52197	02/16/2023	240 E 35 6341 BK 101 0 99 000			Labatt Food Service LLC	Breakfast/Lunch Food and Non-Food		36.84	
52197	02/16/2023	240 E 35 6341 LU 101 0 99 000			Labatt Food Service LLC	Breakfast/Lunch Food and Non-Food		807.51	
52197	02/16/2023	240 E 35 6342 BK 101 0 99 000			Labatt Food Service LLC	Breakfast/Lunch Food and Non-Food		81.89	
52197	02/16/2023	240 E 35 6342 LU 101 0 99 000			Labatt Food Service LLC	Breakfast/Lunch Food and Non-Food		91.36	
52197	02/16/2023	240 E 35 6341 LU 041 0 99 000			Labatt Food Service LLC	Breakfast/Lunch Food and Non-Food		2,215.78	
52197	02/16/2023	240 E 35 6341 BK 041 0 99 000			Labatt Food Service LLC	Breakfast/Lunch Food and Non-Food		198.94	
52197	02/16/2023	240 E 35 6342 BK 041 0 99 000			Labatt Food Service LLC	Breakfast/Lunch Food and Non-Food		15.38	
52197	02/16/2023	240 E 35 6342 LU 041 0 99 000			Labatt Food Service LLC	Breakfast/Lunch Food and Non-Food		48.12	
52197	02/16/2023	240 E 35 6341 LU 041 0 99 000			Labatt Food Service LLC	Breakfast/Lunch Food and Non-Food		1,394.58	
52197	02/16/2023	240 E 35 6341 BK 041 0 99 000			Labatt Food Service LLC	Breakfast/Lunch Food and Non-Food		92.28	
52197	02/16/2023	240 E 35 6342 BK 041 0 99 000			Labatt Food Service LLC	Breakfast/Lunch Food and Non-Food		30.31	
52197	02/16/2023	240 E 35 6342 LU 041 0 99 000			Labatt Food Service LLC	Breakfast/Lunch Food and Non-Food		36.39	
52197	02/16/2023	240 E 35 6341 LU 001 0 99 000			Labatt Food Service LLC	Breakfast Food/Non-Food Lunch Food/Non-Food		3,406.79	
52197	02/16/2023	240 E 35 6341 BK 001 0 99 000			Labatt Food Service LLC	Breakfast Food/Non-Food Lunch Food/Non-Food		410.59	
52197	02/16/2023	240 E 35 6342 BK 001 0 99 000			Labatt Food Service LLC	Breakfast Food/Non-Food Lunch Food/Non-Food		27.63	
52197	02/16/2023	240 E 35 6342 LU 001 0 99 000			Labatt Food Service LLC	Breakfast Food/Non-Food Lunch Food/Non-Food		82.85	
52197	02/16/2023	240 E 35 6341 LU 001 0 99 000			Labatt Food Service LLC	Breakfast Food/Non-Food Lunch Food/Non-Food		1,951.48	
52197	02/16/2023	240 E 35 6341 BK 001 0 99 000			Labatt Food Service LLC	Breakfast Food/Non-Food Lunch Food/Non-Food		102.80	
52197	02/16/2023	240 E 35 6342 BK 001 0 99 000			Labatt Food Service LLC	Breakfast Food/Non-Food Lunch Food/Non-Food		21.46	
52197	02/16/2023	240 E 35 6342 LU 001 0 99 000			Labatt Food Service LLC	Breakfast Food/Non-Food Lunch Food/Non-Food		64.35	
								Totals for 52197	19,423.86
52198	02/16/2023	199 E 34 6394 00 805 0 99 000			Longhorn Bus Sales, LLC	Insite Pro Registration		926.00	
								Totals for 52198	926.00
52199	02/16/2023	162 E 36 6399 00 001 0 99 000			Lowe's Home Improvement Warehouse	Supplies For Band Storage		465.12	
								Totals for 52199	465.12
52200	02/16/2023	199 E 34 6499 00 805 0 99 000			Lower Colorado River Authority	2022-2023 Monthly Radio Service for Transportation Dept.		457.31	

CHECK		CHECK		ACCOUNT		INVOICE			
NUMBER	DATE	NUMBER			VENDOR	DESCRIPTION		AMOUNT	
52200	02/16/2023	199 E 34 6499 00 805 0 23 000			Lower Colorado River Authority	2022-2023 Monthly Radio Service for Transportation Dept.		169.54	
						Totals for 52200		626.85	
52201	02/16/2023	199 E 36 6499 00 001 0 22 STM			Mad Science of Austin & SA	Mad Science Fun Center for STEAM Fair.		785.00	
						Totals for 52201		785.00	
52202	02/16/2023	199 E 34 6411 00 805 0 99 000			Maresh, Alexander III	Mileage Reimb. For Travel To TX Starter & Alternator - Austin TX		49.78	
						Totals for 52202		49.78	
52203	02/16/2023	199 E 51 6319 00 001 0 99 000			Marks Plumbing Parts	Credit-ZURN Ecovanatge Floor Mount Top		-33.38	
52203	02/16/2023	199 E 51 6319 00 041 0 99 000			Marks Plumbing Parts	Credit-ZURN Ecovanatge Floor Mount Top		-33.38	
52203	02/16/2023	199 E 51 6319 00 101 0 99 000			Marks Plumbing Parts	Credit-ZURN Ecovanatge Floor Mount Top		-33.38	
52203	02/16/2023	199 E 51 6319 00 102 0 99 000			Marks Plumbing Parts	Credit-ZURN Ecovanatge Floor Mount Top		-33.39	
52203	02/16/2023	199 E 51 6319 00 102 0 99 BHP			Marks Plumbing Parts	Credit-ZURN Ecovanatge Floor Mount Top		-33.39	
52203	02/16/2023	199 E 51 6319 00 001 0 99 000			Marks Plumbing Parts	WHS Showers		167.87	
						Totals for 52203		0.95	
52204	02/16/2023	161 E 36 6299 GW 041 0 91 DCO			Morrow, Bryan	Clock Worker 01/23/23, 1/26/23, 1/27/23		25.00	
52204	02/16/2023	161 E 36 6299 GW 041 0 91 DCO			Morrow, Bryan	Clock Worker 01/23/23, 1/26/23, 1/27/23		30.00	
52204	02/16/2023	161 E 36 6299 GW 001 0 91 DCO			Morrow, Bryan	Clock Worker 01/23/23, 1/26/23, 1/27/23		35.00	
						Totals for 52204		90.00	
52205	02/16/2023	199 E 34 6319 00 805 0 99 000			NAPA Auto Parts	Core Refunds		-180.00	
52205	02/16/2023	199 E 34 6319 00 805 0 99 000			NAPA Auto Parts	Windshield De-Icer		35.16	
52205	02/16/2023	199 E 34 6319 00 805 0 99 000			NAPA Auto Parts	Supplies For Buses		992.76	
						Totals for 52205		847.92	
52206	02/16/2023	161 E 36 6299 GW 041 0 91 DCO			Neil, Jack	Ticket Scanner JH Boys District Tournament, Boys Soccer		49.00	
52206	02/16/2023	161 E 36 6299 GW 001 0 91 DCO			Neil, Jack	Ticket Scanner JH Boys District Tournament, Boys Soccer		42.88	
52206	02/16/2023	161 E 36 6299 GW 001 0 91 DCO			Neil, Jack	Game worker Girls Soccer 2/10/23		18.38	
						Totals for 52206		110.26	
52207	02/16/2023	865 E 36 6499 15 001 0 99 000			North Texas Tollway Authority	WHS Cheer Travel Jan 13-14		20.66	
						Totals for 52207		20.66	
52209	02/16/2023	240 E 35 6341 BK 102 0 99 000			DFA Dairy Brands DALLAS	Breakfast/Lunch Food		77.37	
52209	02/16/2023	240 E 35 6341 LU 102 0 99 000			DFA Dairy Brands DALLAS	Breakfast/Lunch Food		232.10	
52209	02/16/2023	240 E 35 6341 BK 102 0 99 000			DFA Dairy Brands DALLAS	Breakfast/Lunch Food		94.58	

CHECK		CHECK		ACCOUNT		INVOICE				
NUMBER	DATE	NUMBER			VENDOR	DESCRIPTION			AMOUNT	
52209	02/16/2023	240 E 35 6341 LU 102 0 99 000			DFA Dairy Brands DALLAS	Breakfast/Lunch Food			283.75	
52209	02/16/2023	240 E 35 6341 BK 102 0 99 000			DFA Dairy Brands DALLAS	Breakfast/Lunch Food			86.00	
52209	02/16/2023	240 E 35 6341 LU 102 0 99 000			DFA Dairy Brands DALLAS	Breakfast/Lunch Food			258.00	
52209	02/16/2023	240 E 35 6341 BK 101 0 99 000			DFA Dairy Brands DALLAS	Breakfast/Lunch Food			20.65	
52209	02/16/2023	240 E 35 6341 LU 101 0 99 000			DFA Dairy Brands DALLAS	Breakfast/Lunch Food			48.17	
52209	02/16/2023	240 E 35 6341 BK 101 0 99 000			DFA Dairy Brands DALLAS	Breakfast/Lunch Food			51.62	
52209	02/16/2023	240 E 35 6341 LU 101 0 99 000			DFA Dairy Brands DALLAS	Breakfast/Lunch Food			120.43	
52209	02/16/2023	240 E 35 6341 BK 101 0 99 000			DFA Dairy Brands DALLAS	Breakfast/Lunch Food			72.28	
52209	02/16/2023	240 E 35 6341 LU 101 0 99 000			DFA Dairy Brands DALLAS	Breakfast/Lunch Food			168.63	
52209	02/16/2023	240 E 35 6341 LU 041 0 99 000			DFA Dairy Brands DALLAS	Breakfast/Lunch Food			54.36	
52209	02/16/2023	240 E 35 6341 BK 041 0 99 000			DFA Dairy Brands DALLAS	Breakfast/Lunch Food			17.22	
52209	02/16/2023	240 E 35 6341 LU 041 0 99 000			DFA Dairy Brands DALLAS	Breakfast/Lunch Food			80.11	
52209	02/16/2023	240 E 35 6341 BK 041 0 99 000			DFA Dairy Brands DALLAS	Breakfast/Lunch Food			25.80	
52209	02/16/2023	240 E 35 6341 LU 041 0 99 000			DFA Dairy Brands DALLAS	Breakfast/Lunch Food			103.21	
52209	02/16/2023	240 E 35 6341 BK 041 0 99 000			DFA Dairy Brands DALLAS	Breakfast/Lunch Food			34.41	
52209	02/16/2023	240 E 35 6341 LU 001 0 99 000			DFA Dairy Brands DALLAS	Breakfast/Lunch Food			80.16	
52209	02/16/2023	240 E 35 6341 BK 001 0 99 000			DFA Dairy Brands DALLAS	Breakfast/Lunch Food			25.81	
52209	02/16/2023	240 E 35 6341 LU 001 0 99 000			DFA Dairy Brands DALLAS	Breakfast/Lunch Food			82.88	
52209	02/16/2023	240 E 35 6341 BK 001 0 99 000			DFA Dairy Brands DALLAS	Breakfast/Lunch Food			25.81	
52209	02/16/2023	240 E 35 6341 LU 001 0 99 000			DFA Dairy Brands DALLAS	Breakfast/Lunch Food			51.61	
52209	02/16/2023	240 E 35 6341 BK 001 0 99 000			DFA Dairy Brands DALLAS	Breakfast/Lunch Food			17.21	
									Totals for 52209	2,112.17
52210	02/16/2023	199 E 31 6339 00 833 0 23 SHR			Pearson	Testing Materials			320.86	
									Totals for 52210	320.86
52211	02/16/2023	162 E 36 6399 00 001 0 99 000			Pender's Music Company	Open PO to Pender's music for TMEA purchases			467.95	
									Totals for 52211	467.95
52212	02/16/2023	199 E 21 6399 00 832 0 99 000			Pitney Bowes Purchase Power	2022-2023: Postage - February 2023			1.75	
52212	02/16/2023	199 E 23 6399 00 001 0 99 000			Pitney Bowes Purchase Power	2022-2023: Postage - February 2023			141.80	
52212	02/16/2023	199 E 23 6399 00 041 0 99 000			Pitney Bowes Purchase Power	2022-2023: Postage - February 2023			40.60	
52212	02/16/2023	199 E 23 6399 00 101 0 99 000			Pitney Bowes Purchase Power	2022-2023: Postage - February 2023			33.15	
52212	02/16/2023	199 E 23 6399 00 102 0 99 000			Pitney Bowes Purchase Power	2022-2023: Postage - February 2023			2.15	
52212	02/16/2023	199 E 41 6399 00 701 0 99 000			Pitney Bowes Purchase Power	2022-2023: Postage - February 2023			3.75	
52212	02/16/2023	199 E 41 6399 00 750 0 99 000			Pitney Bowes Purchase Power	2022-2023: Postage - February 2023			123.40	
52212	02/16/2023	240 E 35 6399 00 999 0 99 000			Pitney Bowes Purchase Power	2022-2023: Postage - February 2023			59.80	
52212	02/16/2023	199 E 21 6399 00 833 0 23 000			Pitney Bowes Purchase Power	2022-2023: Postage - February 2023			69.80	
52212	02/16/2023	199 E 41 6399 00 750 0 99 HRS			Pitney Bowes Purchase Power	2022-2023: Postage - February 2023			7.85	



CHECK		CHECK		ACCOUNT		INVOICE			
NUMBER	DATE	NUMBER			VENDOR	DESCRIPTION		AMOUNT	
52220	02/16/2023	240 E 35 6341 LU 041 0 99 000			The New World Bakery, Inc	Breakfast/Lunch Food		80.28	
52220	02/16/2023	240 E 35 6341 BK 041 0 99 000			The New World Bakery, Inc	Breakfast/Lunch Food		5.70	
52220	02/16/2023	240 E 35 6341 LU 001 0 99 000			The New World Bakery, Inc	Breakfast/Lunch Food		30.24	
52220	02/16/2023	240 E 35 6341 BK 001 0 99 000			The New World Bakery, Inc	Breakfast/Lunch Food		11.40	
52220	02/16/2023	240 E 35 6341 LU 001 0 99 000			The New World Bakery, Inc	Breakfast/Lunch Food		10.80	
52220	02/16/2023	240 E 35 6341 LU 001 0 99 000			The New World Bakery, Inc	Breakfast/Lunch Food		30.24	
								Totals for 52220	332.40
52221	02/16/2023	162 E 36 6412 00 001 0 99 000			TxTag	WHS Band Travel 12/2/22 - 12/3/22		70.61	
								Totals for 52221	70.61
52222	02/16/2023	162 E 36 6499 00 041 0 99 000			UIL Music Region 18	Contest Fee		575.00	
								Totals for 52222	575.00
52223	02/16/2023	162 E 36 6499 00 001 0 99 000			UIL Music Region 26	UIL solo and ensemble entry fee Please return to John Winebrenner at WHS		636.00	
								Totals for 52223	636.00
52224	02/16/2023	199 E 21 6411 MI 832 0 99 000			Valentine, Jason	Travel Reimbursement - Jan 20 - Feb 13, 2023		577.71	
								Totals for 52224	577.71
52225	02/16/2023	461 E 36 6499 AG 001 0 91 000			Vasara Photography	Softball Banner and Social Media Promo Combo		1,605.00	
								Totals for 52225	1,605.00
52226	02/16/2023	199 E 41 6299 00 702 0 99 000			Verette, Ronald	January School Board Meeting		200.00	
								Totals for 52226	200.00
52229	02/16/2023	199 E 51 6319 00 101 0 99 000			Wimberley Ace Hardware	SEP - FEB 22-23 OPEN PO FOR MAINT SUPPLIES AND MATERIALS		8.49	
52229	02/16/2023	199 E 51 6319 00 001 0 99 000			Wimberley Ace Hardware	SEP - FEB 22-23 OPEN PO FOR MAINT SUPPLIES AND MATERIALS		2.83	
52229	02/16/2023	199 E 51 6319 00 041 0 99 000			Wimberley Ace Hardware	SEP - FEB 22-23 OPEN PO FOR MAINT SUPPLIES AND MATERIALS		2.83	
52229	02/16/2023	199 E 51 6319 00 101 0 99 000			Wimberley Ace Hardware	SEP - FEB 22-23 OPEN PO FOR MAINT SUPPLIES AND MATERIALS		2.83	
52229	02/16/2023	199 E 51 6319 00 102 0 99 000			Wimberley Ace Hardware	SEP - FEB 22-23 OPEN PO FOR MAINT SUPPLIES AND MATERIALS		2.83	
52229	02/16/2023	199 E 51 6319 00 830 0 99 000			Wimberley Ace Hardware	SEP - FEB 22-23 OPEN PO FOR MAINT SUPPLIES AND MATERIALS		2.83	
52229	02/16/2023	199 E 51 6319 00 808 0 99 000			Wimberley Ace Hardware	SEP - FEB 22-23 OPEN PO FOR MAINT SUPPLIES AND MATERIALS		2.83	
52229	02/16/2023	199 E 51 6319 00 800 0 99 000			Wimberley Ace Hardware	SEP - FEB 22-23 OPEN PO FOR MAINT SUPPLIES AND MATERIALS		2.83	
52229	02/16/2023	199 E 51 6319 00 804 0 99 000			Wimberley Ace Hardware	SEP - FEB 22-23 OPEN PO FOR MAINT SUPPLIES AND MATERIALS		2.83	
52229	02/16/2023	199 E 51 6319 00 102 0 99 BHP			Wimberley Ace Hardware	SEP - FEB 22-23 OPEN PO FOR MAINT SUPPLIES AND MATERIALS		2.82	
52229	02/16/2023	199 E 51 6319 00 001 0 99 000			Wimberley Ace Hardware	SEP - FEB 22-23 OPEN PO FOR MAINT SUPPLIES AND MATERIALS		1.89	
52229	02/16/2023	199 E 51 6319 00 041 0 99 000			Wimberley Ace Hardware	SEP - FEB 22-23 OPEN PO FOR MAINT SUPPLIES AND MATERIALS		1.89	



CHECK		CHECK		ACCOUNT		INVOICE			
NUMBER	DATE	NUMBER			VENDOR	DESCRIPTION		AMOUNT	
52236	02/23/2023	199 E 11 6399 00 101 0 23 000			Amazon Capital Services	Classroom supplies		39.98	
52236	02/23/2023	199 E 21 6399 00 833 0 23 000			Amazon Capital Services	Classroom supplies		52.61	
52236	02/23/2023	199 E 11 6395 00 102 0 23 000			Amazon Capital Services	Classroom supplies		39.95	
52236	02/23/2023	461 E 33 6499 00 999 0 99 WLL			Amazon Capital Services	***WEF Mini Grant**Wellness Center Upgrades		41.77	
52236	02/23/2023	493 E 33 6399 00 001 0 99 M10			Amazon Capital Services	***WEF Mini Grant**Wellness Center Upgrades		158.21	
52236	02/23/2023	865 E 36 6499 CR 101 0 99 000			Amazon Capital Services	Supplies for 4th Grade Chess Club		103.17	
52236	02/23/2023	199 E 11 6399 03 101 0 11 GEN			Amazon Capital Services	Supplies for Grant & Leinneweber		19.97	
52236	02/23/2023	461 E 36 6499 49 101 0 99 000			Amazon Capital Services	Supplies for Rivera		43.95	
52236	02/23/2023	461 E 36 6499 BG 001 0 23 000			Amazon Capital Services	Supplies for 18+ Program.		164.85	
52236	02/23/2023	199 E 11 6399 00 101 0 24 RDG			Amazon Capital Services	Supplies for Mrs. Evers		68.72	
52236	02/23/2023	199 E 11 6399 03 101 0 11 GEN			Amazon Capital Services	Supplies for Mrs. Grant		13.33	
52236	02/23/2023	461 E 36 6499 49 101 0 99 000			Amazon Capital Services	Supplies for Mrs. Grant		68.57	
52236	02/23/2023	199 E 11 6399 00 001 0 11 TEX			Amazon Capital Services	Supplies for Texan Academy.		59.28	
52236	02/23/2023	199 E 11 6399 03 101 0 11 GEN			Amazon Capital Services	Supplies for Grant & Leinneweber		222.58	
52236	02/23/2023	199 E 11 6399 00 001 0 11 ART			Amazon Capital Services	Supplies for Art Class.		273.11	
								Totals for 52236	3,996.34
52237	02/23/2023	199 E 36 6299 00 041 0 99 UIL			Anderwald, Sharon	UIL Writing Judge -District Meet		80.00	
								Totals for 52237	80.00
52238	02/23/2023	162 E 13 6411 00 041 0 99 000			Apolinar, Adam	TMEA Expense Report. I understand adjustments will be made.		826.17	
52238	02/23/2023	162 E 13 6411 MI 041 0 99 000			Apolinar, Adam	TMEA Expense Report. I understand adjustments will be made.		23.78	
								Totals for 52238	849.95
52239	02/23/2023	199 E 51 6259 06 101 0 99 000			Aqua Texas, Inc	2022-2023: Water and Sewer - Jan 2023		510.13	
52239	02/23/2023	199 E 51 6259 06 801 0 99 000			Aqua Texas, Inc	2022-2023: Water and Sewer - Jan 2023		193.02	
52239	02/23/2023	199 E 51 6259 06 802 0 99 000			Aqua Texas, Inc	2022-2023: Water and Sewer - Jan 2023		193.02	
52239	02/23/2023	199 E 51 6259 06 805 0 99 000			Aqua Texas, Inc	2022-2023: Water and Sewer - Jan 2023		193.02	
52239	02/23/2023	199 E 51 6259 09 101 0 99 000			Aqua Texas, Inc	2022-2023: Water and Sewer - Jan 2023		1,339.09	
52239	02/23/2023	199 E 51 6259 09 801 0 99 000			Aqua Texas, Inc	2022-2023: Water and Sewer - Jan 2023		235.56	
52239	02/23/2023	199 E 51 6259 09 802 0 99 000			Aqua Texas, Inc	2022-2023: Water and Sewer - Jan 2023		235.56	
52239	02/23/2023	199 E 51 6259 09 805 0 99 000			Aqua Texas, Inc	2022-2023: Water and Sewer - Jan 2023		235.56	
52239	02/23/2023	199 E 51 6259 06 102 0 99 BHP			Aqua Texas, Inc	2022-2023: Water and Sewer - Jan 2023		472.58	
52239	02/23/2023	199 E 51 6259 09 001 0 99 000			Aqua Texas, Inc	2022-2023: Sewer - Jan 2023		1,939.94	
52239	02/23/2023	199 E 51 6259 09 041 0 99 000			Aqua Texas, Inc	2022-2023: Sewer - Jan 2023		1,209.94	
52239	02/23/2023	199 E 51 6259 09 804 0 99 000			Aqua Texas, Inc	2022-2023: Sewer - Jan 2023		187.92	
52239	02/23/2023	199 E 51 6259 09 836 0 99 000			Aqua Texas, Inc	2022-2023: Sewer - Jan 2023		554.18	
								Totals for 52239	7,499.52

CHECK CHECK		ACCOUNT		INVOICE	
NUMBER	DATE	NUMBER	VENDOR	DESCRIPTION	AMOUNT
52240	02/23/2023	161 E 36 6399 00 001 0 91 BAB	Athletic Supply Inc.	Baseball Uniform/Supplies	678.96
52240	02/23/2023	461 E 36 6499 AF 001 0 91 000	Athletic Supply Inc.	Baseball Uniform/Supplies	4,583.04
Totals for 52240					5,262.00
52241	02/23/2023	461 E 36 6499 29 001 0 99 000	B & H Photo & Electronics Corp.	DLP Projector. Ultra-short throw.	3,189.38
52241	02/23/2023	461 E 33 6499 00 999 0 99 WLL	B & H Photo & Electronics Corp.	3M Privacy Filter For Wellness Center	97.82
Totals for 52241					3,287.20
52242	02/23/2023	240 E 35 6341 BK 102 0 99 SCA	Brothers Food Service	Breakfast/Lunch Produce	51.19
52242	02/23/2023	240 E 35 6341 LU 102 0 99 SCA	Brothers Food Service	Breakfast/Lunch Produce	191.56
52242	02/23/2023	240 E 35 6341 BK 101 0 99 SCA	Brothers Food Service	Breakfast/Lunch Food	87.26
52242	02/23/2023	240 E 35 6341 LU 101 0 99 SCA	Brothers Food Service	Breakfast/Lunch Food	292.09
52242	02/23/2023	240 E 35 6341 BK 041 0 99 SCA	Brothers Food Service	Breakfast/Lunch Food	50.73
52242	02/23/2023	240 E 35 6341 LU 041 0 99 SCA	Brothers Food Service	Breakfast/Lunch Food	254.07
52242	02/23/2023	240 E 35 6341 BK 001 0 99 SCA	Brothers Food Service	Breakfast/Lunch Food	34.73
52242	02/23/2023	240 E 35 6341 LU 001 0 99 SCA	Brothers Food Service	Breakfast/Lunch Food	279.67
Totals for 52242					1,241.30
52243	02/23/2023	461 E 36 6499 A0 001 0 91 000	BSN Sports Inc.	Girls Track Uniform/Supplies	2,728.50
52243	02/23/2023	161 E 36 6399 00 001 0 91 SOF	BSN Sports Inc.	Softball Hoodie	453.60
52243	02/23/2023	461 E 36 6499 AG 001 0 91 000	BSN Sports Inc.	Softball Shirts	177.00
52243	02/23/2023	461 E 36 6499 AG 001 0 91 000	BSN Sports Inc.	Softball Visors	864.00
Totals for 52243					4,223.10
52244	02/23/2023	195 E 11 6395 00 041 0 11 000	CDW Government, Inc.	Lenovo CB for DFJH	6,047.30
Totals for 52244					6,047.30
52245	02/23/2023	161 E 36 6499 00 001 0 91 GGO	Cedar Creek HS	Attn: Cedar Creek Golf - Jacob Hinson 1 Boys Team - 1 Girls Team Entry Fee	550.00
Totals for 52245					550.00
52247	02/23/2023	461 E 36 6499 A8 001 0 91 000	Centex Recognition	Boys Basketball Texan Posse Shirts	173.25
52247	02/23/2023	461 E 36 6499 A8 001 0 91 000	Centex Recognition	Boys Basketball Loud Crowd Tees	468.75
52247	02/23/2023	461 E 36 6499 A4 041 0 91 000	Centex Recognition	JH Girls Magnets	654.25
52247	02/23/2023	461 E 36 6499 A8 001 0 91 000	Centex Recognition	Hoopfest Padfolios	497.00
52247	02/23/2023	461 E 36 6499 AA 001 0 91 000	Centex Recognition	Hoopfest Padfolios	497.00
52247	02/23/2023	461 E 36 6499 A8 001 0 91 000	Centex Recognition	Boys Basketball Season Shirts	1,126.55
52247	02/23/2023	461 E 36 6499 A8 041 0 91 000	Centex Recognition	JH Boys Basketball Shirts	1,091.50
52247	02/23/2023	461 E 36 6499 AA 001 0 91 000	Centex Recognition	Girls Basketball Hoopfest Tees	1,025.00

CHECK CHECK		ACCOUNT		INVOICE		AMOUNT
NUMBER	DATE	NUMBER		VENDOR	DESCRIPTION	
Totals for 52247						5,533.30
52248	02/23/2023	199 E 51 6319 00 808 0 99 000		Cragg's Do It Best Lumber & Home Ce	SEP - FEB 22-23 OPEN PO FOR MAINT SUPPLIES AND MATERIALS	71.94
Totals for 52248						71.94
52249	02/23/2023	199 E 51 6299 00 830 0 99 000		Facility Solutions Group	FSG - Baseball/Softball lights	9,058.91
Totals for 52249						9,058.91
52250	02/23/2023	199 E 13 6411 MI 001 0 22 AGR		Giesen, Jason	Mileage reimbursement for San Angelo AG Mech Show.	288.20
Totals for 52250						288.20
52251	02/23/2023	199 E 11 6399 00 001 0 22 AGR		HEB Credit Receivables	Supplies for AG class.	144.50
52251	02/23/2023	461 E 36 6499 00 101 0 99 000		HEB Credit Receivables	Teacher Treats Spring Semester	132.63
Totals for 52251						277.13
52252	02/23/2023	199 E 51 6249 02 801 0 99 000		Hellas Construction, Inc.	Softball turf repairs	2,050.00
Totals for 52252						2,050.00
52253	02/23/2023	199 E 21 6299 00 833 0 23 000		Houston ISD	Texas SHARS Medicaid Administration	27.57
Totals for 52253						27.57
52254	02/23/2023	161 E 36 6499 00 001 0 91 BAB		Judson ISD	Baseball Round-Robin Tournament Fee 2/23-25/23	375.00
Totals for 52254						375.00
52255	02/23/2023	240 E 35 6341 LU 101 0 99 000		La Costenita Distributor Inc	Lunch Food 2022-2023	326.40
Totals for 52255						326.40
52257	02/23/2023	240 E 35 6341 BK 102 0 99 000		Labatt Food Service LLC	Breakfast/Lunch Food and Non-Food	366.35
52257	02/23/2023	240 E 35 6341 LU 102 0 99 000		Labatt Food Service LLC	Breakfast/Lunch Food and Non-Food	343.23
52257	02/23/2023	240 E 35 6342 LU 102 0 99 000		Labatt Food Service LLC	Breakfast/Lunch Food and Non-Food	324.38
52257	02/23/2023	240 E 35 6342 BK 102 0 99 000		Labatt Food Service LLC	Breakfast/Lunch Food and Non-Food	114.92
52257	02/23/2023	240 E 35 6341 BK 101 0 99 000		Labatt Food Service LLC	Breakfast/Lunch Food and Non-Food	167.09
52257	02/23/2023	240 E 35 6341 LU 101 0 99 000		Labatt Food Service LLC	Breakfast/Lunch Food and Non-Food	1,571.70
52257	02/23/2023	240 E 35 6342 BK 101 0 99 000		Labatt Food Service LLC	Breakfast/Lunch Food and Non-Food	23.63
52257	02/23/2023	240 E 35 6342 LU 101 0 99 000		Labatt Food Service LLC	Breakfast/Lunch Food and Non-Food	50.26
52257	02/23/2023	240 E 35 6341 LU 041 0 99 000		Labatt Food Service LLC	Breakfast/Lunch Food and Non-Food	1,470.61
52257	02/23/2023	240 E 35 6341 BK 041 0 99 000		Labatt Food Service LLC	Breakfast/Lunch Food and Non-Food	118.98
52257	02/23/2023	240 E 35 6342 BK 041 0 99 000		Labatt Food Service LLC	Breakfast/Lunch Food and Non-Food	87.04
52257	02/23/2023	240 E 35 6342 LU 041 0 99 000		Labatt Food Service LLC	Breakfast/Lunch Food and Non-Food	91.89

CHECK		CHECK		ACCOUNT		INVOICE			
NUMBER	DATE	NUMBER			VENDOR	DESCRIPTION		AMOUNT	
52257	02/23/2023	240 E 35 6342 BK 001 0 99 000			Labatt Food Service LLC	Breakfast Food/Non-Food Lunch Food/Non-Food		25.69	
52257	02/23/2023	240 E 35 6342 LU 001 0 99 000			Labatt Food Service LLC	Breakfast Food/Non-Food Lunch Food/Non-Food		49.97	
52257	02/23/2023	240 E 35 6341 BK 001 0 99 SCA			Labatt Food Service LLC	Breakfast Food/Non-Food Lunch Food/Non-Food		92.72	
52257	02/23/2023	240 E 35 6341 LU 001 0 99 SCA			Labatt Food Service LLC	Breakfast Food/Non-Food Lunch Food/Non-Food		1,790.28	
								Totals for 52257	6,688.74
52258	02/23/2023	161 E 36 6499 00 001 0 91 BAB			Liberty Hill High School	ATTN: BASEBALL - Coach Creek Baseball Tournament Fee		350.00	
								Totals for 52258	350.00
52259	02/23/2023	199 E 36 6299 00 041 0 99 UIL			Mansfield, Jeanene	Academic UIL Judge		80.00	
								Totals for 52259	80.00
52260	02/23/2023	199 E 11 6399 00 001 0 22 MFG			Matheson Tri-Gas, Inc.	2022-2023 Gas Cylinder Rentals Open PO		180.60	
52260	02/23/2023	199 E 11 6399 00 001 0 22 MFG			Matheson Tri-Gas, Inc.	2022-2023 Gas Cylinder Rentals Open PO		112.94	
								Totals for 52260	293.54
52261	02/23/2023	199 E 34 6311 GS 805 0 23 000			Midtex Oil, L.P.	2022-2023: Unleaded Fuel		397.90	
52261	02/23/2023	199 E 51 6311 GS 830 0 99 000			Midtex Oil, L.P.	2022-2023: Unleaded Fuel		1,341.49	
52261	02/23/2023	199 E 34 6311 GS 805 0 99 000			Midtex Oil, L.P.	2022-2023: Unleaded Fuel		397.90	
52261	02/23/2023	195 E 53 6311 GS 831 0 99 000			Midtex Oil, L.P.	2022-2023: Unleaded Fuel		136.42	
52261	02/23/2023	199 E 34 6311 DS 805 0 99 000			Midtex Oil, L.P.	2022-2023: Diesel Fuel		5,052.53	
52261	02/23/2023	199 E 34 6311 DS 805 0 23 000			Midtex Oil, L.P.	2022-2023: Diesel Fuel		1,684.18	
52261	02/23/2023	199 E 34 6311 00 805 0 23 000			Midtex Oil, L.P.	2022-2023: Diesel Fuel		2.49	
52261	02/23/2023	199 E 34 6311 00 805 0 99 000			Midtex Oil, L.P.	2022-2023: Diesel Fuel		7.46	
52261	02/23/2023	199 E 34 6311 DF 805 0 99 000			Midtex Oil, L.P.	DEF Fluid Bulk/Bulk Environmental Compliance Fee		574.65	
52261	02/23/2023	199 E 34 6311 DF 805 0 23 000			Midtex Oil, L.P.	DEF Fluid Bulk/Bulk Environmental Compliance Fee		191.55	
								Totals for 52261	9,786.57
52262	02/23/2023	161 E 36 6299 GW 041 0 91 DCO			Morrow, Bryan	Ticket Scanner 2/4/23 & 2/7/23		75.00	
52262	02/23/2023	161 E 36 6299 GW 001 0 91 DCO			Morrow, Bryan	Ticket Scanner 2/4/23 & 2/7/23		35.00	
								Totals for 52262	110.00
52263	02/23/2023	161 E 36 6299 GW 001 0 91 DCO			Neil, Jack	Gate Worker Boys Soccer 2/21/23		42.88	
								Totals for 52263	42.88
52265	02/23/2023	240 E 35 6341 BK 102 0 99 000			DFA Dairy Brands DALLAS	Breakfast/Lunch Food		60.25	
52265	02/23/2023	240 E 35 6341 LU 102 0 99 000			DFA Dairy Brands DALLAS	Breakfast/Lunch Food		180.76	
52265	02/23/2023	240 E 35 6341 BK 102 0 99 000			DFA Dairy Brands DALLAS	Breakfast/Lunch Food		77.42	
52265	02/23/2023	240 E 35 6341 LU 102 0 99 000			DFA Dairy Brands DALLAS	Breakfast/Lunch Food		232.25	

CHECK		CHECK		ACCOUNT		INVOICE				
NUMBER	DATE	NUMBER				VENDOR	DESCRIPTION			AMOUNT
52265	02/23/2023	240 E 35 6341 BK 101 0 99 000				DFA Dairy Brands DALLAS	Breakfast/Lunch Food			51.62
52265	02/23/2023	240 E 35 6341 LU 101 0 99 000				DFA Dairy Brands DALLAS	Breakfast/Lunch Food			120.43
52265	02/23/2023	240 E 35 6341 BK 101 0 99 000				DFA Dairy Brands DALLAS	Breakfast/Lunch Food			41.29
52265	02/23/2023	240 E 35 6341 LU 101 0 99 000				DFA Dairy Brands DALLAS	Breakfast/Lunch Food			96.33
52265	02/23/2023	240 E 35 6341 LU 041 0 99 000				DFA Dairy Brands DALLAS	Breakfast/Lunch Food			209.22
52265	02/23/2023	240 E 35 6341 BK 041 0 99 000				DFA Dairy Brands DALLAS	Breakfast/Lunch Food			68.84
52265	02/23/2023	240 E 35 6341 LU 041 0 99 000				DFA Dairy Brands DALLAS	Breakfast/Lunch Food			183.40
52265	02/23/2023	240 E 35 6341 BK 041 0 99 000				DFA Dairy Brands DALLAS	Breakfast/Lunch Food			60.23
52265	02/23/2023	240 E 35 6341 LU 001 0 99 000				DFA Dairy Brands DALLAS	Breakfast/Lunch Food			54.33
52265	02/23/2023	240 E 35 6341 BK 001 0 99 000				DFA Dairy Brands DALLAS	Breakfast/Lunch Food			17.21
52265	02/23/2023	240 E 35 6341 LU 001 0 99 000				DFA Dairy Brands DALLAS	Breakfast/Lunch Food			105.93
52265	02/23/2023	240 E 35 6341 BK 001 0 99 000				DFA Dairy Brands DALLAS	Breakfast/Lunch Food			34.41
									Totals for 52265	1,593.92
52267	02/23/2023	199 E 12 6399 00 041 0 99 000				Office Depot, Inc.	Danforth - supplies			160.48
52267	02/23/2023	461 E 36 6499 49 101 0 99 000				Office Depot, Inc.	Supplies for Mrs. Valentine			114.62
52267	02/23/2023	461 E 36 6499 49 101 0 99 000				Office Depot, Inc.	Supplies for Mrs. Valentine			17.99
52267	02/23/2023	199 E 11 6399 00 001 0 11 GEN				Office Depot, Inc.	Ink for office printer			11.04
52267	02/23/2023	199 E 11 6399 03 101 0 11 GEN				Office Depot, Inc.	Supplies for Mrs. Germanio			9.85
52267	02/23/2023	199 E 11 6399 03 101 0 11 GEN				Office Depot, Inc.	Supplies for Mrs. Germanio			215.67
52267	02/23/2023	461 E 36 6499 49 101 0 99 000				Office Depot, Inc.	Supplies for Mrs. Myers			23.99
									Totals for 52267	553.64
52268	02/23/2023	199 E 31 6339 00 833 0 23 SHR				PAR Inc.	Testing Material			293.00
									Totals for 52268	293.00
52269	02/23/2023	199 E 11 6219 00 833 0 23 000				Perez, Amanda	Physical Therapy Services for children ages 3-21			2,962.50
52269	02/23/2023	199 E 11 6219 00 833 0 23 ECI				Perez, Amanda	Physical Therapy Services for children ages 3-21			375.00
									Totals for 52269	3,337.50
52270	02/23/2023	162 E 36 6299 00 001 0 99 000				Perform America-Texas, LLC	Pre-UIL clinic Next Level Initiatives care of Perform America return check to me please			375.00
									Totals for 52270	375.00
52271	02/23/2023	199 E 36 6412 00 001 0 99 OAP				Riali, Rhonda	Reimbursement for Uhaul for OAP competition. ( P Card was decline so she paid with her own credit card)			183.65
									Totals for 52271	183.65
52272	02/23/2023	199 E 11 6219 IN 101 0 23 000				San Marcos Interpreting Service	Interpreting Service for ASL Interpreting Services at JWE for student			2,696.10

CHECK NUMBER	CHECK DATE	ACCOUNT NUMBER	VENDOR	INVOICE DESCRIPTION	AMOUNT
Totals for 52272					2,696.10
52273	02/23/2023	162 E 13 6494 00 001 0 99 000	Spano, Taylor	milage reimbursement for TMEA	83.84
Totals for 52273					83.84
52274	02/23/2023	199 E 41 6399 00 750 0 99 HRS	Staples Business Advantage	Pentel Retractable Ballpoint Pens	369.05
52274	02/23/2023	199 E 11 6399 00 041 0 11 GEN	Staples Business Advantage	Staples Order - Campus Supplies	426.35
52274	02/23/2023	199 E 41 6399 00 750 0 99 000	Staples Business Advantage	Business Office Supplies	204.10
Totals for 52274					999.50
52275	02/23/2023	493 E 11 6399 00 102 0 11 M11	TeachersPayTeachers	***WEF Mini Grant***Math & Literacy Rich Materials For Small Group Learning	235.98
Totals for 52275					235.98
52276	02/23/2023	161 E 36 6399 00 041 0 91 TEN	Tennis Outlet, Inc.	Tennis Balls for JH Tennis	742.50
Totals for 52276					742.50
52277	02/23/2023	240 E 35 6341 LU 102 0 99 000	The New World Bakery, Inc	Breakfast/Lunch Food	61.20
52277	02/23/2023	240 E 35 6341 BK 101 0 99 000	The New World Bakery, Inc	Breakfast/Lunch Food	5.70
52277	02/23/2023	240 E 35 6341 LU 101 0 99 000	The New World Bakery, Inc	Breakfast/Lunch Food	50.40
52277	02/23/2023	240 E 35 6341 LU 041 0 99 000	The New World Bakery, Inc	Breakfast/Lunch Food	26.28
52277	02/23/2023	240 E 35 6341 BK 041 0 99 000	The New World Bakery, Inc	Breakfast/Lunch Food	9.50
Totals for 52277					153.08
52278	02/23/2023	161 E 36 6412 00 001 0 91 DCO	TxTag	Dec 2022 WHS Football Travel	50.07
Totals for 52278					50.07
52279	02/23/2023	161 E 36 6499 PD 001 0 91 FTB	University Of Texas At Austin	Football Medals - State/Silver	850.00
Totals for 52279					850.00
52280	02/23/2023	161 E 36 6499 PD 001 0 91 000	University Of Texas At Austin	UIL FEE: Wimberley Basketball vs. YMLA Bi-District Playoff 2/20/23	140.64
Totals for 52280					140.64
52284	02/23/2023	199 E 11 6399 00 001 0 22 VBT	Wimberley Ace Hardware	Open PO for supplies for Vocation Building	36.19
52284	02/23/2023	199 E 51 6319 00 001 0 99 000	Wimberley Ace Hardware	SEP - FEB 22-23 OPEN PO FOR MAINT SUPPLIES AND MATERIALS	30.59
52284	02/23/2023	199 E 51 6319 00 001 0 99 000	Wimberley Ace Hardware	SEP - FEB 22-23 OPEN PO FOR MAINT SUPPLIES AND MATERIALS	15.29
52284	02/23/2023	199 E 51 6319 00 001 0 99 000	Wimberley Ace Hardware	SEP - FEB 22-23 OPEN PO FOR MAINT SUPPLIES AND MATERIALS	16.99
52284	02/23/2023	199 E 51 6319 00 001 0 99 000	Wimberley Ace Hardware	SEP - FEB 22-23 OPEN PO FOR MAINT SUPPLIES AND MATERIALS	24.64

CHECK		CHECK		ACCOUNT				INVOICE				
NUMBER	DATE	NUMBER					VENDOR	DESCRIPTION			AMOUNT	
52284	02/23/2023	199 E 51 6319 00 001 0 99 000					Wimberley Ace Hardware	SEP - FEB 22-23 OPEN PO FOR MAINT SUPPLIES AND MATERIALS			27.18	
52284	02/23/2023	199 E 51 6319 00 800 0 99 000					Wimberley Ace Hardware	Nuts & Bolts			6.64	
52284	02/23/2023	199 E 51 6319 00 830 0 99 000					Wimberley Ace Hardware	SEP - FEB 22-23 OPEN PO FOR MAINT SUPPLIES AND MATERIALS			13.04	
52284	02/23/2023	199 E 51 6319 00 001 0 99 000					Wimberley Ace Hardware	SEP - FEB 22-23 OPEN PO FOR MAINT SUPPLIES AND MATERIALS			13.99	
52284	02/23/2023	199 E 51 6319 00 001 0 99 000					Wimberley Ace Hardware	SEP - FEB 22-23 OPEN PO FOR MAINT SUPPLIES AND MATERIALS			26.99	
52284	02/23/2023	199 E 51 6319 00 800 0 99 000					Wimberley Ace Hardware	SEP - FEB 22-23 OPEN PO FOR MAINT SUPPLIES AND MATERIALS			14.80	
52284	02/23/2023	199 E 51 6319 00 830 0 99 000					Wimberley Ace Hardware	SEP - FEB 22-23 OPEN PO FOR MAINT SUPPLIES AND MATERIALS			22.00	
52284	02/23/2023	199 E 51 6319 00 830 0 99 000					Wimberley Ace Hardware	SEP - FEB 22-23 OPEN PO FOR MAINT SUPPLIES AND MATERIALS			22.99	
52284	02/23/2023	199 E 51 6319 00 830 0 99 000					Wimberley Ace Hardware	SEP - FEB 22-23 OPEN PO FOR MAINT SUPPLIES AND MATERIALS			11.04	
52284	02/23/2023	199 E 51 6319 00 800 0 99 000					Wimberley Ace Hardware	SEP - FEB 22-23 OPEN PO FOR MAINT SUPPLIES AND MATERIALS			12.74	
52284	02/23/2023	199 E 51 6319 00 041 0 99 000					Wimberley Ace Hardware	SEP - FEB 22-23 OPEN PO FOR MAINT SUPPLIES AND MATERIALS			4.05	
										Totals for 52284	299.16	
52285	02/23/2023	199 E 36 6299 00 041 0 99 UIL					Zickler, Karen	UIL Writing Judge 2023			80.00	
										Totals for 52285	80.00	
52290	02/24/2023	199 E 11 6399 05 101 0 11 GEN					Amazon Capital Services	Supplies for Mr. Stafford			164.43	
52290	02/24/2023	461 E 36 6499 AG 001 0 91 000					Amazon Capital Services	Softball Supplies			26.99	
52290	02/24/2023	461 E 36 6499 AF 001 0 91 000					Amazon Capital Services	Candy for Baseball Concessions			60.96	
52290	02/24/2023	461 E 36 6499 AG 001 0 91 000					Amazon Capital Services	Candy for Baseball Concessions			40.64	
52290	02/24/2023	199 E 11 6399 00 001 0 11 ART					Amazon Capital Services	Art Supplies and general office supplies.			12.01	
52290	02/24/2023	199 E 11 6399 00 001 0 11 GEN					Amazon Capital Services	Art Supplies and general office supplies.			38.32	
52290	02/24/2023	865 E 36 6499 35 001 0 99 000					Amazon Capital Services	Art Supplies and general office supplies.			4.99	
52290	02/24/2023	195 E 11 6395 00 101 0 11 000					Amazon Capital Services	JWE tech supplies			99.00	
52290	02/24/2023	199 E 11 6399 00 001 0 22 EGN					Amazon Capital Services	Supplies for Engineering Class.			293.97	
52290	02/24/2023	199 E 11 6399 00 001 0 22 EGN					Amazon Capital Services	Supplies for Engineering Class.			-2.40	
52290	02/24/2023	199 E 11 6399 00 001 0 22 EGN					Amazon Capital Services	Supplies for Engineering Class.			-1.20	
52290	02/24/2023	199 E 11 6399 00 001 0 22 EGN					Amazon Capital Services	Supplies for Engineering Class.			-1.20	
52290	02/24/2023	199 E 11 6399 00 001 0 22 EGN					Amazon Capital Services	Supplies for Engineering Class.			-1.19	
52290	02/24/2023	195 E 11 6395 00 041 0 11 000					Amazon Capital Services	DJHS Tech			159.80	
52290	02/24/2023	195 E 11 6395 00 101 0 11 000					Amazon Capital Services	JWE Tech Supplies			164.85	
52290	02/24/2023	461 E 36 6499 AE 041 0 91 000					Amazon Capital Services	JH Girls Track Athletic Supplies			67.35	
52290	02/24/2023	199 E 11 6399 00 001 0 11 GEN					Amazon Capital Services	Supplies for Office.			140.26	
52290	02/24/2023	199 E 11 6399 00 001 0 11 TEX					Amazon Capital Services	Supplies for Texan Academy.			139.90	
52290	02/24/2023	199 E 11 6399 00 001 0 11 MTH					Amazon Capital Services	Supplies for Math class.			35.17	
52290	02/24/2023	461 E 36 6499 00 102 0 99 000					Amazon Capital Services	Keurig K-Elite coffee maker water filters			150.80	
52290	02/24/2023	461 E 36 6499 49 101 0 99 000					Amazon Capital Services	Supplies for Mrs. LeFevre			194.79	
52290	02/24/2023	199 E 11 6399 00 001 0 11 ART					Amazon Capital Services	***WEF Mini***The Davinci Notebooks			15.12	
52290	02/24/2023	493 E 11 6399 00 001 0 11 M09					Amazon Capital Services	***WEF Mini***The Davinci Notebooks			500.00	

CHECK		CHECK		ACCOUNT		INVOICE			
NUMBER	DATE	NUMBER			VENDOR	DESCRIPTION		AMOUNT	
52290	02/24/2023	199 E 11 6399 00 001 0 11	ART	Amazon Capital Services	***WEF Mini***The Davinci Notebooks			-15.12	
52290	02/24/2023	493 E 11 6399 00 001 0 11	M09	Amazon Capital Services	***WEF Mini***The Davinci Notebooks			-38.26	
52290	02/24/2023	461 E 36 6499 49 101 0 99	000	Amazon Capital Services	Supplies for Mrs. Becken			84.36	
								Totals for 52290	2,334.34
52291	02/24/2023	161 E 36 6499 00 001 0 91	GGO	Bastrop High School	Attn: Bastrop Golf - Romonda Watley Golf Entry Fee			500.00	
52291	02/24/2023	461 E 36 6499 AC 001 0 91	000	Bastrop High School	Attn: Bastrop Golf - Romonda Watley Golf Entry Fee			150.00	
52291	02/24/2023	161 E 36 6499 00 001 0 91	GLF	Bastrop High School	Attn: Bastrop Golf - Romonda Watley Golf Entry Fee			75.00	
								Totals for 52291	725.00
52292	02/24/2023	199 E 11 6399 00 001 0 11	ART	Blick Art Materials LLC	Art Supplies			220.36	
								Totals for 52292	220.36
52293	02/24/2023	199 E 11 6399 00 102 0 11	GEN	Oriental Trading Company	Dara Brooks Treasure box refill Spike ball wiggler snake bouncy ball monster pop ups mini Lotsa pops Zoo stuffed animals slap bracelet			292.05	
								Totals for 52293	292.05
52294	02/24/2023	199 E 41 6419 00 702 0 99	000	San Luis Resort, Spa & Conference C	Hotel for Will Conley, TASB Governance Conference, March 1-4, 2023			634.38	
								Totals for 52294	634.38
52299	02/28/2023	461 E 36 6499 33 041 0 99	000	Amazon Capital Services	JH Book order			223.54	
52299	02/28/2023	493 E 11 6399 00 041 0 11	M04	Amazon Capital Services	***WEF Mini Grant***Science Supplies For 8th Grade			74.93	
52299	02/28/2023	493 E 11 6399 00 102 0 11	M11	Amazon Capital Services	***WEF Mini Grant***Math & Literacy Rich Materials For Small Group Learning			215.15	
52299	02/28/2023	199 E 12 6399 00 001 0 99	000	Amazon Capital Services	supplies - WHS			92.09	
52299	02/28/2023	199 E 11 6399 00 001 0 11	GEN	Amazon Capital Services	Supplies for office.			112.80	
52299	02/28/2023	199 E 36 6399 00 001 0 99	OAP	Amazon Capital Services	Supplies for One Act Play			94.37	
52299	02/28/2023	199 E 11 6399 00 001 0 11	ART	Amazon Capital Services	Supplies for art class.			160.99	
52299	02/28/2023	199 E 11 6399 03 101 0 11	GEN	Amazon Capital Services	Supplies for Mrs. Myers			211.49	
52299	02/28/2023	199 E 11 6399 03 101 0 11	GEN	Amazon Capital Services	Supplies for Mrs. Myers			9.58	
52299	02/28/2023	199 E 11 6399 04 101 0 11	GEN	Amazon Capital Services	Supplies for Parma			11.83	
52299	02/28/2023	199 E 11 6399 KI 102 0 11	GEN	Amazon Capital Services	Armatta Classroom \$ The Learning Journey: Match It! - Letters - 20 Piece Self-Correcting Spelling Puzzles for Three Letter Words with Matching Handy Art RPC881055 Acrylic Paint, 16 oz Fiskars Student Scissors, Scissors for School, 7 Inch, Favide 24 Pack Magnetic Whiteboard Dry Eraser Califone 3068AV Stereo/Mono Headphones, Astrobrights			171.16	

CHECK NUMBER	CHECK DATE	ACCOUNT NUMBER	VENDOR	INVOICE DESCRIPTION	AMOUNT
				Mega Collection, Colored Cardstock, "Retro" 102 PCS Punch	
				Cards Incentive Loyalty Reward	
52299	02/28/2023	461 E 36 6499 AF 001 0 91 000	Amazon Capital Services	Belts for baseball	29.98
52299	02/28/2023	461 E 36 6499 AG 001 0 91 000	Amazon Capital Services	Softball Bags	35.38
52299	02/28/2023	199 E 12 6399 00 001 0 99 000	Amazon Capital Services	DVD	38.89
52299	02/28/2023	199 E 12 6399 00 001 0 99 000	Amazon Capital Services	DVD	-28.90
52299	02/28/2023	199 E 34 6399 00 805 0 99 000	Amazon Capital Services	Transportation Office Supplies	124.47
52299	02/28/2023	199 E 34 6399 00 805 0 99 000	Amazon Capital Services	Transportation Office Supplies	225.31
Totals for 52299					1,803.06
52300	02/28/2023	199 E 11 6394 00 001 0 22 TEC	B & H Photo & Electronics Corp.	VMIX Software	997.92
52300	02/28/2023	493 E 33 6399 00 001 0 99 M10	B & H Photo & Electronics Corp.	***WEF Mini***Wellness Center Upgrades	81.05
52300	02/28/2023	195 E 11 6395 00 001 0 11 000	B & H Photo & Electronics Corp.	PB Desktop	-976.95
Totals for 52300					102.02
52301	02/28/2023	240 E 35 6341 BK 102 0 99 SCA	Brothers Food Service	Breakfast/Lunch Produce	114.93
52301	02/28/2023	240 E 35 6341 LU 102 0 99 SCA	Brothers Food Service	Breakfast/Lunch Produce	483.77
52301	02/28/2023	240 E 35 6341 BK 101 0 99 SCA	Brothers Food Service	Breakfast/Lunch Food	126.81
52301	02/28/2023	240 E 35 6341 LU 101 0 99 SCA	Brothers Food Service	Breakfast/Lunch Food	443.39
52301	02/28/2023	240 E 35 6341 BK 041 0 99 SCA	Brothers Food Service	Breakfast/Lunch Food	51.96
52301	02/28/2023	240 E 35 6341 LU 041 0 99 SCA	Brothers Food Service	Breakfast/Lunch Food	235.44
52301	02/28/2023	240 E 35 6341 BK 001 0 99 SCA	Brothers Food Service	Breakfast/Lunch Food	38.69
52301	02/28/2023	240 E 35 6341 LU 001 0 99 SCA	Brothers Food Service	Breakfast/Lunch Food	293.91
Totals for 52301					1,788.90
52302	02/28/2023	161 E 36 6399 00 041 0 91 GBB	BSN Sports Inc.	Uniforms for JH Girls	434.85
52302	02/28/2023	161 E 36 6399 00 041 0 91 GTR	BSN Sports Inc.	Uniforms for JH Girls	781.92
52302	02/28/2023	461 E 36 6499 A2 041 0 91 000	BSN Sports Inc.	Uniforms for JH Girls	543.82
52302	02/28/2023	461 E 36 6499 AE 041 0 91 000	BSN Sports Inc.	Uniforms for JH Girls	2,669.21
52302	02/28/2023	161 E 36 6399 00 001 0 91 SOF	BSN Sports Inc.	Softball Uniforms	159.00
Totals for 52302					4,588.80
52303	02/28/2023	195 E 11 6395 00 041 0 11 000	CDW Government, Inc.	CDW - DFJH	999.20
Totals for 52303					999.20
52304	02/28/2023	199 E 51 6319 00 001 0 99 000	Cragg's Do It Best Lumber & Home Ce	SEP - FEB 22-23 OPEN PO FOR MAINT SUPPLIES AND MATERIALS	319.61
52304	02/28/2023	199 E 51 6319 00 001 0 99 000	Cragg's Do It Best Lumber & Home Ce	SEP - FEB 22-23 OPEN PO FOR MAINT SUPPLIES AND MATERIALS	326.57
Totals for 52304					646.18







CHECK CHECK		ACCOUNT	INVOICE		
NUMBER	DATE	NUMBER	VENDOR	DESCRIPTION	AMOUNT
Totals for checks					531,481.73

FUND SUMMARY

<u>FUND</u>	<u>DESCRIPTION</u>	<u>BALANCE SHEET</u>	<u>REVENUE</u>	<u>EXPENSE</u>	<u>TOTAL</u>
161	Athletics Fund	0.00	0.00	10,125.50	10,125.50
162	Band	0.00	0.00	3,890.21	3,890.21
195	ERATE/Technology	0.00	0.00	15,781.50	15,781.50
199	General Operating Fund	15.95	0.00	362,945.20	362,961.15
224	IDEA B Formula	0.00	0.00	2,940.00	2,940.00
240	Food Service Fund	0.00	0.00	54,167.97	54,167.97
244	CARL PERKINS, TITLE I PART C	0.00	0.00	1,410.00	1,410.00
284	IDEA-B Preschool - ARRA-LEA	0.00	0.00	2,000.00	2,000.00
461	Campus Activity Funds	0.00	0.00	59,667.25	59,667.25
493	WISD Education Foundation	0.00	0.00	5,903.42	5,903.42
711	Afterschool Program	0.00	0.00	1,101.29	1,101.29
865	ACTIVITY FUND	0.00	0.00	11,533.44	11,533.44
***	Fund Summary Totals ***	15.95	0.00	531,465.78	531,481.73

\*\*\*\*\* End of report \*\*\*\*\*

# Portfolio Investments Summary

## 2nd Quarter Ending February 28, 2023

### Your Portfolio:

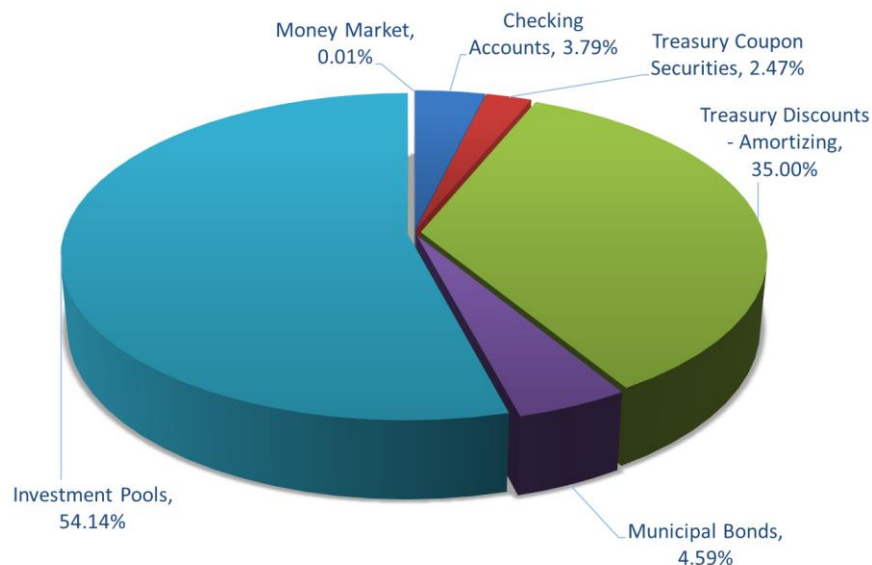
After these past week's banking turmoil and disconcerting markets, the district's investments portfolio remains safe and unaffected in a negative way. WISD's portfolio has no exposure for the reason that most of our investments are in US treasury bills and high-quality municipal bonds (Light, 2023). About 89% of our investments have locked in yields until the end of July 2023. This short-term investment strategy has kept our investments secure earning a return up to 4.7% during the 2<sup>nd</sup> QT and at the same time meeting short-term liquidity needs and in consideration of the high recapture payment of nearly \$9.5M that is due by August 2023.

During the month of February, the Federal Reserve once again hiked rates taking the target Fed funds range to 4.50-4.75%. A combination of stronger-than-expected employment figures and above-expectation inflation numbers have caused the market to price in additional rate hikes. Prior to February, the market was pricing a peak rate of ~5.00%. The market is now pricing in a peak rate of 5.75% as the highest probability path. While the ultimate peak in rates is difficult to predict, our base case is that we are much closer to the end rather than the beginning and we expect rates to peak at some point in 2023 (Light, 2023).

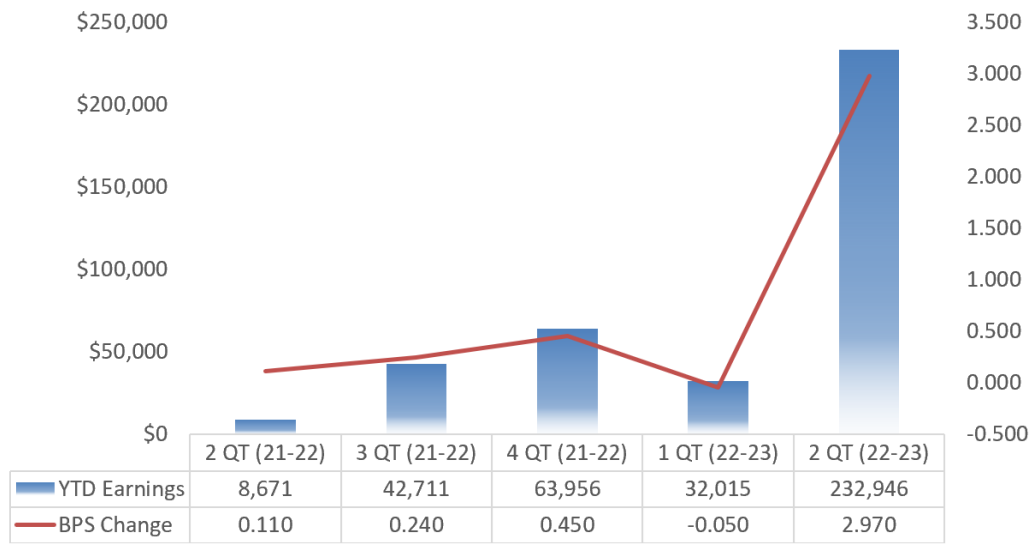
The 2<sup>nd</sup> QT average daily balance was \$24.2M (increase of 74% from the previous quarter). YTD earnings were \$232,946 at an effective rate of return of 3.89% (increase 3.0 BPS) as depicted in Figure 2. The entire portfolio's ending book value was \$41,498,104 with a market value of \$41,454,369 as of the end of the 2<sup>nd</sup> QT. Figure 1 below shows the District's investments portfolio asset allocation by investment type.

Subject to liquidity needs, the district will continue TCG's recommendation in short-term ultra-high-quality securities, focusing on treasury bonds given the current economic uncertainty and the attractive yields they provided.

**Figure 1: Investment Portfolio Allocation  
2 QT Ending February 28, 2023**



**Figure 2: 2 QT Earnings Ending February 28, 2023**



Reference

Light, E. (2023, March 9). TCG – *Quarterly Investment Update: 2 QT 2022-23*. Internal email communication.



**Wimberley ISD  
Portfolio Management  
Portfolio Summary  
February 28, 2023**

TCG Advisors, a HUB Intl Co  
900 S Capital of Texas Hwy  
350  
Austin, TX 78746  
(512)600-5200

<b>Investments</b>	<b>Par Value</b>	<b>Market Value</b>	<b>Book Value</b>	<b>% of Portfolio</b>	<b>Term</b>	<b>Days to Maturity</b>	<b>YTM 365 Equiv.</b>
Checking Accounts	1,572,515.17	1,572,515.17	1,572,515.17	3.79	1	1	0.000
Treasury Coupon Securities	1,026,000.00	999,214.47	1,025,379.93	2.47	727	203	0.340
Treasury Discounts -Amortizing	14,771,000.00	14,523,453.06	14,524,850.05	35.00	140	127	4.940
Municipal Bonds	1,900,000.00	1,886,854.07	1,903,026.49	4.59	677	68	0.331
Investment Pools	22,466,446.04	22,466,446.04	22,466,446.04	54.14	1	1	4.760
Money Markets	5,886.48	5,886.48	5,886.48	0.01	1	1	3.756
<b>Investments</b>	<b>41,741,847.69</b>	<b>41,454,369.29</b>	<b>41,498,104.16</b>	<b>100.00%</b>	<b>99</b>	<b>53</b>	<b>4.330</b>
<b>Cash and Accrued Interest</b>							
Accrued Interest at Purchase		0.00	0.00				
Ending Accrued Interest		6,923.78	6,923.78				
Subtotal		6,923.78	6,923.78				
<b>Total Cash and Investments Value</b>	<b>41,741,847.69</b>	<b>41,461,293.07</b>	<b>41,505,027.94</b>		<b>99</b>	<b>53</b>	<b>4.330</b>

<b>Total Earnings</b>	<b>February 28 Period Ending</b>
Current Year	232,946.60
<b>Average Daily Balance</b>	<b>24,284,478.99</b>
<b>Effective Rate of Return</b>	<b>3.89%</b>

Moises Santiago, Chief Financial Officer



**Wimberley ISD  
Fund ACT - Activity  
Investments by Fund  
February 28, 2023**

TCG Advisors, a HUB Intl Co  
900 S Capital of Texas Hwy  
350  
Austin, TX 78746  
(512)600-5200

CUSIP	Investment #	Issuer	Purchase Date	Book Value	Par Value	Market Value	Current Rate	YTM 360	YTM 365	Maturity Days To Date Maturity
<b>Checking Accounts</b>										
1112	10400	Wells Fargo Bank	01/01/2019	603,499.17	603,499.17	603,499.17				1
			<b>Subtotal and Average</b>	<b>603,499.17</b>	<b>603,499.17</b>	<b>603,499.17</b>		<b>0.000</b>	<b>0.000</b>	<b>1</b>
<b>Investment Pools</b>										
SYS10417	10441	LoneStar	03/06/2020	45,525.62	45,525.62	45,525.62	4.760	4.694	4.760	1
			<b>Subtotal and Average</b>	<b>45,525.62</b>	<b>45,525.62</b>	<b>45,525.62</b>		<b>4.695</b>	<b>4.760</b>	<b>1</b>
			<b>Total Investments and Average</b>	<b>649,024.79</b>	<b>649,024.79</b>	<b>649,024.79</b>		<b>0.329</b>	<b>0.334</b>	<b>1</b>

**Fund CP - Capital Projects  
Investments by Fund  
February 28, 2023**

CUSIP	Investment #	Issuer	Purchase Date	Book Value	Par Value	Market Value	Current Rate	YTM 360	YTM 365	Maturity Days To Date Maturity
<b>Checking Accounts</b>										
1112	10411	Wells Fargo Bank	01/01/2019	0.00	0.00	0.00				1
<b>Subtotal and Average</b>				<b>0.00</b>	<b>0.00</b>	<b>0.00</b>		<b>0.000</b>	<b>0.000</b>	<b>0</b>
<b>Total Investments and Average</b>				<b>0.00</b>	<b>0.00</b>	<b>0.00</b>		<b>0.000</b>	<b>0.000</b>	<b>0</b>

**Fund IS - Interest and Sinking  
Investments by Fund  
February 28, 2023**

CUSIP	Investment #	Issuer	Purchase Date	Book Value	Par Value	Market Value	Current Rate	YTM 360	YTM 365	Maturity Days To Date Maturity
<b>Checking Accounts</b>										
1112	10412	Wells Fargo Bank	01/01/2019	1,154.70	1,154.70	1,154.70				1
<b>Subtotal and Average</b>				<b>1,154.70</b>	<b>1,154.70</b>	<b>1,154.70</b>		<b>0.000</b>	<b>0.000</b>	<b>1</b>
<b>Investment Pools</b>										
SYS10417	10433	LoneStar	01/01/2019	3,662,414.41	3,662,414.41	3,662,414.41	4.760	4.694	4.760	1
<b>Subtotal and Average</b>				<b>3,662,414.41</b>	<b>3,662,414.41</b>	<b>3,662,414.41</b>		<b>4.695</b>	<b>4.760</b>	<b>1</b>
<b>Total Investments and Average</b>				<b>3,663,569.11</b>	<b>3,663,569.11</b>	<b>3,663,569.11</b>		<b>4.693</b>	<b>4.758</b>	<b>1</b>

**Fund ACTPYB - Accounts Payable  
Investments by Fund  
February 28, 2023**

CUSIP	Investment #	Issuer	Purchase Date	Book Value	Par Value	Market Value	Current Rate	YTM 360	YTM 365	Maturity Days To Date Maturity
<b>Checking Accounts</b>										
1112	10414	Wells Fargo Bank	01/01/2019	101,253.82	101,253.82	101,253.82				1
<b>Subtotal and Average</b>				<b>101,253.82</b>	<b>101,253.82</b>	<b>101,253.82</b>		<b>0.000</b>	<b>0.000</b>	<b>1</b>
<b>Total Investments and Average</b>				<b>101,253.82</b>	<b>101,253.82</b>	<b>101,253.82</b>		<b>0.000</b>	<b>0.000</b>	<b>1</b>

**Fund GEN - General  
Investments by Fund  
February 28, 2023**

CUSIP	Investment #	Issuer	Purchase Date	Book Value	Par Value	Market Value	Current Rate	YTM 360	YTM 365	Maturity Date	Days To Maturity
<b>Checking Accounts</b>											
1112	10413	Wells Fargo Bank	01/01/2019	557,934.44	557,934.44	557,934.44					1
<b>Subtotal and Average</b>				<b>557,934.44</b>	<b>557,934.44</b>	<b>557,934.44</b>		<b>0.000</b>	<b>0.000</b>		<b>1</b>
<b>Treasury Discounts -Amortizing</b>											
912797FN2	10495	U.S. Treasury	02/16/2023	3,381,065.63	3,428,000.00	3,380,860.89	4.742	4.882	4.950	06/13/2023	104
912796Y37	10496	U.S. Treasury	02/16/2023	4,131,977.04	4,218,000.00	4,131,354.27	4.738	4.912	4.980	08/03/2023	155
<b>Subtotal and Average</b>				<b>7,513,042.67</b>	<b>7,646,000.00</b>	<b>7,512,215.16</b>		<b>4.899</b>	<b>4.967</b>		<b>132</b>
<b>Municipal Bonds</b>											
510336SR2	10475	LAKE ORION CMNTY SCH	06/29/2021	1,000,002.27	1,000,000.00	992,368.00	0.300	0.295	0.300	05/01/2023	61
<b>Subtotal and Average</b>				<b>1,000,002.27</b>	<b>1,000,000.00</b>	<b>992,368.00</b>		<b>0.296</b>	<b>0.300</b>		<b>61</b>
<b>Investment Pools</b>											
SYS10417	10432	LoneStar	01/01/2019	18,758,506.01	18,758,506.01	18,758,506.01	4.760	4.694	4.760		1
<b>Subtotal and Average</b>				<b>18,758,506.01</b>	<b>18,758,506.01</b>	<b>18,758,506.01</b>		<b>4.695</b>	<b>4.760</b>		<b>1</b>
<b>Money Markets</b>											
TD MM	10466	TD Ameritrade Money Market	05/12/2021	4,788.50	4,788.50	4,788.50	3.756	3.704	3.756		1
<b>Subtotal and Average</b>				<b>4,788.50</b>	<b>4,788.50</b>	<b>4,788.50</b>		<b>3.705</b>	<b>3.756</b>		<b>1</b>
<b>Total Investments and Average</b>				<b>27,834,273.89</b>	<b>27,967,228.95</b>	<b>27,825,812.11</b>		<b>4.498</b>	<b>4.560</b>		<b>38</b>

**Fund PYRLL - Payroll  
Investments by Fund  
February 28, 2023**

CUSIP	Investment #	Issuer	Purchase Date	Book Value	Par Value	Market Value	Current Rate	YTM 360	YTM 365	Maturity Days To Date Maturity
<b>Checking Accounts</b>										
1112	10415	Wells Fargo Bank	01/01/2019	308,673.04	308,673.04	308,673.04				1
<b>Subtotal and Average</b>				<b>308,673.04</b>	<b>308,673.04</b>	<b>308,673.04</b>		<b>0.000</b>	<b>0.000</b>	<b>1</b>
<b>Total Investments and Average</b>				<b>308,673.04</b>	<b>308,673.04</b>	<b>308,673.04</b>		<b>0.000</b>	<b>0.000</b>	<b>1</b>

**Fund CP2018 - Capital Projects 2018**  
**Investments by Fund**  
**February 28, 2023**

CUSIP	Investment #	Issuer	Purchase Date	Book Value	Par Value	Market Value	Current Rate	YTM 360	YTM 365	Maturity Days To Date Maturity
<b>Investment Pools</b>										
SYS10417	10418	LoneStar	01/01/2019	0.00	0.00	0.00	3.990	3.935	3.990	1
<b>Subtotal and Average</b>				<b>0.00</b>	<b>0.00</b>	<b>0.00</b>	<b>0.000</b>	<b>0.000</b>	<b>0.000</b>	<b>0</b>
<b>Total Investments and Average</b>				<b>0.00</b>	<b>0.00</b>	<b>0.00</b>	<b>0.000</b>	<b>0.000</b>	<b>0.000</b>	<b>0</b>

**Fund DBTSRV - Debt Service  
Investments by Fund  
February 28, 2023**

CUSIP	Investment #	Issuer	Purchase Date	Book Value	Par Value	Market Value	Current Rate	YTM 360	YTM 365	Maturity Date	Days To Maturity
<b>Treasury Coupon Securities</b>											
91282CCD1	10472	U.S. Treasury	06/10/2021	74,997.60	75,000.00	74,112.41	0.125	0.152	0.154	05/31/2023	91
91282CCU3	10481	U.S. Treasury	09/02/2021	499,804.99	500,000.00	487,949.20	0.125	0.202	0.205	08/31/2023	183
91282CDD0	10484	U.S. Treasury	11/02/2021	450,577.34	451,000.00	437,152.86	0.375	0.511	0.518	10/31/2023	244
<b>Subtotal and Average</b>				<b>1,025,379.93</b>	<b>1,026,000.00</b>	<b>999,214.47</b>		<b>0.335</b>	<b>0.340</b>		<b>203</b>
<b>Treasury Discounts -Amortizing</b>											
912797FE2	10493	U.S. Treasury	02/16/2023	3,005,219.18	3,035,000.00	3,005,254.27	4.634	4.752	4.818	05/16/2023	76
912796Y37	10494	U.S. Treasury	02/16/2023	4,006,588.20	4,090,000.00	4,005,983.63	4.738	4.912	4.980	08/03/2023	155
<b>Subtotal and Average</b>				<b>7,011,807.38</b>	<b>7,125,000.00</b>	<b>7,011,237.90</b>		<b>4.844</b>	<b>4.911</b>		<b>121</b>
<b>Municipal Bonds</b>											
223663KW4	10476	COWETA CO GA WTR-A	07/08/2021	401,737.41	400,000.00	397,024.92	2.000	0.256	0.260	06/01/2023	92
230198JY0	10473	CULLMAN CO WTR REV-B	06/24/2021	501,286.81	500,000.00	497,461.15	2.000	0.443	0.450	05/01/2023	61
<b>Subtotal and Average</b>				<b>903,024.22</b>	<b>900,000.00</b>	<b>894,486.07</b>		<b>0.360</b>	<b>0.365</b>		<b>74</b>
<b>Money Markets</b>											
TD MM	10448	TD Ameritrade Money Market	10/14/2020	1,097.98	1,097.98	1,097.98	3.756	3.704	3.756		1
<b>Subtotal and Average</b>				<b>1,097.98</b>	<b>1,097.98</b>	<b>1,097.98</b>		<b>3.705</b>	<b>3.756</b>		<b>1</b>
<b>Total Investments and Average</b>				<b>8,941,309.51</b>	<b>9,052,097.98</b>	<b>8,906,036.42</b>		<b>3.874</b>	<b>3.928</b>		<b>125</b>



**Wimberley ISD  
Summary by Type  
February 28, 2023  
Grouped by Fund**

TCG Advisors, a HUB Intl Co  
900 S Capital of Texas Hwy  
350  
Austin, TX 78746  
(512)600-5200

Security Type	Number of Investments	Par Value	Book Value	% of Portfolio	Average YTM 365	Average Days to Maturity
<b>Fund: Activity</b>						
Investment Pools	1	45,525.62	45,525.62	0.11	4.760	1
Checking Accounts	1	603,499.17	603,499.17	1.45	0.000	1
<b>Subtotal</b>	<b>2</b>	<b>649,024.79</b>	<b>649,024.79</b>	<b>1.56</b>	<b>0.334</b>	<b>1</b>
<b>Fund: Accounts Payable</b>						
Checking Accounts	1	101,253.82	101,253.82	0.24	0.000	1
<b>Subtotal</b>	<b>1</b>	<b>101,253.82</b>	<b>101,253.82</b>	<b>0.24</b>	<b>0.000</b>	<b>1</b>
<b>Fund: Capital Projects</b>						
Checking Accounts	1	0.00	0.00	0.00	0.000	0
<b>Subtotal</b>	<b>1</b>	<b>0.00</b>	<b>0.00</b>	<b>0.00</b>	<b>0.000</b>	<b>0</b>
<b>Fund: Capital Projects 2018</b>						
Investment Pools	1	0.00	0.00	0.00	0.000	0
<b>Subtotal</b>	<b>1</b>	<b>0.00</b>	<b>0.00</b>	<b>0.00</b>	<b>0.000</b>	<b>0</b>
<b>Fund: Debt Service</b>						
Municipal Bonds	2	900,000.00	903,024.22	2.18	0.365	75
Money Markets	1	1,097.98	1,097.98	0.00	3.756	1
Treasury Coupon Securities	3	1,026,000.00	1,025,379.93	2.47	0.340	203
Treasury Discounts -Amortizing	2	7,125,000.00	7,011,807.38	16.90	4.911	121
<b>Subtotal</b>	<b>8</b>	<b>9,052,097.98</b>	<b>8,941,309.51</b>	<b>21.55</b>	<b>3.928</b>	<b>126</b>
<b>Fund: General</b>						
Municipal Bonds	1	1,000,000.00	1,000,002.27	2.41	0.300	61
Investment Pools	1	18,758,506.01	18,758,506.01	45.20	4.760	1
Money Markets	1	4,788.50	4,788.50	0.01	3.756	1
Treasury Discounts -Amortizing	2	7,646,000.00	7,513,042.67	18.10	4.967	132
Checking Accounts	1	557,934.44	557,934.44	1.34	0.000	1
<b>Subtotal</b>	<b>6</b>	<b>27,967,228.95</b>	<b>27,834,273.89</b>	<b>67.06</b>	<b>4.560</b>	<b>39</b>

**Wimberley ISD**  
**Summary by Type**  
**February 28, 2023**  
**Grouped by Fund**

Security Type	Number of Investments	Par Value	Book Value	% of Portfolio	Average YTM 365	Average Days to Maturity
<b>Fund: Interest and Sinking</b>						
Investment Pools	1	3,662,414.41	3,662,414.41	8.83	4.760	1
Checking Accounts	1	1,154.70	1,154.70	0.00	0.000	1
<b>Subtotal</b>	<b>2</b>	<b>3,663,569.11</b>	<b>3,663,569.11</b>	<b>8.83</b>	<b>4.758</b>	<b>1</b>
<b>Fund: Payroll</b>						
Checking Accounts	1	308,673.04	308,673.04	0.74	0.000	1
<b>Subtotal</b>	<b>1</b>	<b>308,673.04</b>	<b>308,673.04</b>	<b>0.74</b>	<b>0.000</b>	<b>1</b>
<b>Total and Average</b>	<b>22</b>	<b>41,741,847.69</b>	<b>41,498,104.16</b>	<b>100.00</b>	<b>4.330</b>	<b>53</b>



**Wimberley ISD**  
**Cash Reconciliation Report**  
**For the Period December 1, 2022 - February 28, 2023**  
**Grouped by Fund**

TCG Advisors, a HUB Intl Co  
 900 S Capital of Texas Hwy  
 350  
 Austin, TX 78746  
 (512)600-5200

Trans. Date	Investment #	Fund	Trans. Type	Security ID	Par Value	Security Description	Maturity Date	Purchases	Interest	Redemptions	Cash
<b>Debt Service</b>											
12/01/2022	10476	DBTSRV	Interest	223663KW4	400,000.00	COWETA 0.4M 2.00% Mat.	06/01/2023	0.00	4,000.00	0.00	4,000.00
01/12/2023	10491	DBTSRV	Maturity	912796XR5	507,000.00	USTR 0.5M 2.78% Mat. 01/12/2023	01/12/2023	0.00	0.00	507,000.00	507,000.00
01/26/2023	10486	DBTSRV	Maturity	912796S34	2,016,000.00	USTR 2.0M 0.86% Mat. 01/26/2023	01/26/2023	0.00	0.00	2,016,000.00	2,016,000.00
02/16/2023	10493	DBTSRV	Purchase	912797FE2	3,035,000.00	USTR 3.0M 4.63% Mat. 05/16/2023	05/16/2023	-3,000,257.45	0.00	0.00	-3,000,257.45
02/16/2023	10494	DBTSRV	Purchase	912796Y37	4,090,000.00	USTR 4.1M 4.74% Mat. 08/03/2023	08/03/2023	-3,999,592.37	0.00	0.00	-3,999,592.37
02/28/2023	10481	DBTSRV	Interest	91282CCU3	500,000.00	USTR 0.5M 0.13% Mat. 08/31/2023	08/31/2023	0.00	312.50	0.00	312.50
<b>Subtotal</b>								<b>-6,999,849.82</b>	<b>4,312.50</b>	<b>2,523,000.00</b>	<b>-4,472,537.32</b>
<b>General</b>											
01/26/2023	10488	GEN	Maturity	912796S34	5,035,000.00	USTR 5.0M 0.86% Mat. 01/26/2023	01/26/2023	0.00	0.00	3,771,000.00	3,771,000.00
02/16/2023	10495	GEN	Purchase	912797FN2	3,428,000.00	USTR 3.4M 4.74% Mat. 06/13/2023	06/13/2023	-3,375,198.83	0.00	0.00	-3,375,198.83
02/16/2023	10496	GEN	Purchase	912796Y37	4,218,000.00	USTR 4.2M 4.74% Mat. 08/03/2023	08/03/2023	-4,124,762.21	0.00	0.00	-4,124,762.21
<b>Subtotal</b>								<b>-7,499,961.04</b>	<b>0.00</b>	<b>3,771,000.00</b>	<b>-3,728,961.04</b>
<b>Total</b>								<b>-14,499,810.86</b>	<b>4,312.50</b>	<b>6,294,000.00</b>	<b>-8,201,498.36</b>



**Wimberley ISD  
Purchases Report  
Sorted by Fund - Maturity Date  
December 1, 2022 - February 28, 2023**

TCG Advisors, a HUB Intl Co  
900 S Capital of Texas Hwy  
350  
Austin, TX 78746  
(512)600-5200

CUSIP	Investment #	Fund	Sec. Type	Issuer	Original Par Value	Purchase Date	Payment Periods	Principal Purchased	Accrued Interest at Purchase	Rate at Purchase	Maturity Date	YTM	Ending Book Value
<b>Debt Service</b>													
912797FE2	10493	DBTSRV	ATD	USTR	3,035,000.00	02/16/2023	05/16 - At Maturity	3,000,257.45		4.634	05/16/2023	4.752	3,005,219.18
912796Y37	10494	DBTSRV	ATD	USTR	4,090,000.00	02/16/2023	08/03 - At Maturity	3,999,592.37		4.738	08/03/2023	4.912	4,006,588.20
		<b>Subtotal</b>			<b>7,125,000.00</b>			<b>6,999,849.82</b>		<b>0.00</b>			<b>7,011,807.38</b>
<b>General</b>													
912797FN2	10495	GEN	ATD	USTR	3,428,000.00	02/16/2023	06/13 - At Maturity	3,375,198.83		4.742	06/13/2023	4.883	3,381,065.63
912796Y37	10496	GEN	ATD	USTR	4,218,000.00	02/16/2023	08/03 - At Maturity	4,124,762.21		4.738	08/03/2023	4.912	4,131,977.04
		<b>Subtotal</b>			<b>7,646,000.00</b>			<b>7,499,961.04</b>		<b>0.00</b>			<b>7,513,042.67</b>
		<b>Total Purchases</b>			<b>14,771,000.00</b>			<b>14,499,810.86</b>		<b>0.00</b>			<b>14,524,850.05</b>



**Wimberley ISD  
Maturity Report  
Sorted by Maturity Date**

TCG Advisors, a HUB Intl Co  
900 S Capital of Texas Hwy  
350  
Austin, TX 78746  
(512)600-5200

**Amounts due during December 1, 2022 - February 28, 2023**

CUSIP	Investment #	Fund	Sec. Type	Issuer	Par Value	Maturity Date	Purchase Date	Rate at Maturity	Book Value at Maturity	Interest	Maturity Proceeds	Net Income
912796XR5	10491	DBTSRV	ATD	USTR	507,000.00	01/12/2023	07/14/2022	2.776	507,000.00	0.00	507,000.00	0.00
912796S34	10486	DBTSRV	ACP	USTR	2,016,000.00	01/26/2023	02/10/2022	0.859	2,016,000.00	0.00	2,016,000.00	0.00
912796S34	10488	GEN	ACP	USTR	3,771,000.00	01/26/2023	02/10/2022	0.858	3,771,000.00	0.00	3,771,000.00	0.00
<b>Total Maturities</b>					<b>6,294,000.00</b>				<b>6,294,000.00</b>	<b>0.00</b>	<b>6,294,000.00</b>	<b>0.00</b>



**Wimberley ISD**  
**Interest Earnings**  
**Sorted by Fund - Maturity Date**  
**December 1, 2022 - February 28, 2023**  
**Yield on Beginning Book Value**

TCG Advisors, a HUB Intl Co  
900 S Capital of Texas Hwy  
350  
Austin, TX 78746  
(512)600-5200

CUSIP	Investment #	Fund	Security Type	Ending Par Value	Beginning Book Value	Ending Book Value	Maturity Date	Current Rate	Annualized Yield	Adjusted Interest Earnings			
										Interest Earned	Amortization/ Accretion	Adjusted Interest Earnings	
<b>Fund: Activity</b>													
SYS10417	10441	ACT	RRP	45,525.62	166,255.33	45,525.62		4.760	3.265	1,338.29	0.00	1,338.29	
1112	10400	ACT	PA1	603,499.17	548,915.82	603,499.17				0.00	0.00	0.00	
			<b>Subtotal</b>	<b>649,024.79</b>	<b>715,171.15</b>	<b>649,024.79</b>				<b>0.759</b>	<b>1,338.29</b>	<b>0.00</b>	<b>1,338.29</b>
<b>Fund: Accounts Payable</b>													
1112	10414	ACTPYB	PA1	101,253.82	38,586.84	101,253.82				0.00	0.00	0.00	
			<b>Subtotal</b>	<b>101,253.82</b>	<b>38,586.84</b>	<b>101,253.82</b>				<b>0.00</b>	<b>0.00</b>	<b>0.00</b>	
<b>Fund: Debt Service</b>													
TD MM	10448	DBTSRV	RR2	1,097.98	11,839.71	1,097.98		3.756	35.299	1,030.52	0.00	1,030.52	
912796XR5	10491	DBTSRV	ATD	0.00	505,363.53	0.00	01/12/2023	2.776	2.814	0.00	1,636.47	1,636.47	
912796S34	10486	DBTSRV	ACP	0.00	2,013,309.86	0.00	01/26/2023	0.859	0.871	0.00	2,690.14	2,690.14	
230198JY0	10473	DBTSRV	MUN	500,000.00	503,217.02	501,286.81	05/01/2023	2.000	0.459	2,500.00	-1,930.21	569.79	
912797FE2	10493	DBTSRV	ATD	3,035,000.00	0.00	3,005,219.18	05/16/2023	4.634	4.643	0.00	4,961.73	4,961.73	
91282CCD1	10472	DBTSRV	TRC	75,000.00	74,995.24	74,997.60	05/31/2023	0.125	0.138	23.18	2.36	25.54	
223663KW4	10476	DBTSRV	MUN	400,000.00	403,474.82	401,737.41	06/01/2023	2.000	0.264	2,000.00	-1,737.41	262.59	
912796Y37	10494	DBTSRV	ATD	4,090,000.00	0.00	4,006,588.20	08/03/2023	4.738	4.911	0.00	6,995.83	6,995.83	
91282CCU3	10481	DBTSRV	TRC	500,000.00	499,709.08	499,804.99	08/31/2023	0.125	0.204	155.36	95.91	251.27	
91282CDD0	10484	DBTSRV	TRC	451,000.00	450,421.44	450,577.34	10/31/2023	0.375	0.519	420.48	155.90	576.38	
			<b>Subtotal</b>	<b>9,052,097.98</b>	<b>4,462,330.70</b>	<b>8,941,309.51</b>				<b>1.734</b>	<b>6,129.54</b>	<b>12,870.72</b>	<b>19,000.26</b>
<b>Fund: General</b>													
SYS10417	10432	GEN	RRP	18,758,506.01	1,539,273.42	18,758,506.01		4.760	36.944	140,221.12	0.00	140,221.12	
1112	10413	GEN	PA1	557,934.44	339,107.56	557,934.44				0.00	0.00	0.00	
TD MM	10466	GEN	RR2	4,788.50	4,382.56	4,788.50		3.756	176.483	1,907.13	0.00	1,907.13	
912796S34	10488	GEN	ACP	0.00	3,765,972.90	0.00	01/26/2023	0.858	0.870	0.00	5,027.10	5,027.10	
510336SR2	10475	GEN	MUN	1,000,000.00	1,000,005.66	1,000,002.27	05/01/2023	0.300	0.303	750.00	-3.39	746.61	
912797FN2	10495	GEN	ATD	3,428,000.00	0.00	3,381,065.63	06/13/2023	4.742	4.880	0.00	5,866.80	5,866.80	
912796Y37	10496	GEN	ATD	4,218,000.00	0.00	4,131,977.04	08/03/2023	4.738	4.911	0.00	7,214.83	7,214.83	
			<b>Subtotal</b>	<b>27,967,228.95</b>	<b>6,648,742.10</b>	<b>27,834,273.89</b>				<b>10.348</b>	<b>142,878.25</b>	<b>18,105.34</b>	<b>160,983.59</b>

**Wimberley ISD**  
**Interest Earnings**  
**December 1, 2022 - February 28, 2023**

CUSIP	Investment #	Fund	Security Type	Ending Par Value	Beginning Book Value	Ending Book Value	Maturity Date	Current Rate	Adjusted Interest Earnings			
									Annualized Yield	Interest Earned	Amortization/ Accretion	Adjusted Interest Earnings
<b>Fund: Interest and Sinking</b>												
SYS10417	10433	IS	RRP	3,662,414.41	1,515,903.95	3,662,414.41		4.760	13.811	51,624.46	0.00	51,624.46
1112	10412	IS	PA1	1,154.70	1,156.30	1,154.70				0.00	0.00	0.00
			<b>Subtotal</b>	<b>3,663,569.11</b>	<b>1,517,060.25</b>	<b>3,663,569.11</b>			<b>13.801</b>	<b>51,624.46</b>	<b>0.00</b>	<b>51,624.46</b>
<b>Fund: Payroll</b>												
1112	10415	PYRLL	PA1	308,673.04	322,177.94	308,673.04				0.00	0.00	0.00
			<b>Subtotal</b>	<b>308,673.04</b>	<b>322,177.94</b>	<b>308,673.04</b>				<b>0.00</b>	<b>0.00</b>	<b>0.00</b>
			<b>Total</b>	<b>41,741,847.69</b>	<b>13,704,068.98</b>	<b>41,498,104.16</b>			<b>7.079</b>	<b>201,970.54</b>	<b>30,976.06</b>	<b>232,946.60</b>



**Wimberley ISD  
Amortization Schedule  
December 1, 2022 - February 28, 2023  
Sorted By Fund - Maturity Date**

TCG Advisors, a HUB Intl Co  
900 S Capital of Texas Hwy  
350  
Austin, TX 78746  
(512)600-5200

Investment #	Maturity Date	Beginning Par Value				Amounts Amortized				
Issuer	Fund	Amort. Date	Current Rate	Purchase Principal	Original Premium or Discount	Ending Book Value	And Unamortized As of 12/01/2022	Amount Amortized This Period	Amt Amortized Through 02/28/2023	Amount Unamortized Through 02/28/2023
<b>Debt Service</b>										
10491 U.S. Treasury	DBTSRV	01/12/2023	507,000.00 2.776	499,908.62	-7,091.38	0.00	5,454.91 -1,636.47	1,636.47	7,091.38	0.00
10486 U.S. Treasury	DBTSRV	01/26/2023	2,016,000.00 0.859	1,999,186.64	-16,813.36	0.00	14,123.22 -2,690.14	2,690.14	16,813.36	0.00
10473 CULLMAN CO WTR REV-B	DBTSRV	05/01/2023	500,000.00 2.000	514,305.00	14,305.00	501,286.81	-11,087.98 3,217.02	-1,930.21	-13,018.19	1,286.81
10493 U.S. Treasury	DBTSRV	05/16/2023	3,035,000.00 4.634	3,000,257.45	-34,742.55	3,005,219.18	0.00 -34,742.55	4,961.73	4,961.73	-29,780.82
10472 U.S. Treasury	DBTSRV	05/31/2023	75,000.00 0.125	74,981.05	-18.95	74,997.60	14.19 -4.76	2.36	16.55	-2.40
10476 COWETA CO GA WTR-A	DBTSRV	06/01/2023	400,000.00 2.000	413,185.00	13,185.00	401,737.41	-9,710.18 3,474.82	-1,737.41	-11,447.59	1,737.41
10494 U.S. Treasury	DBTSRV	08/03/2023	4,090,000.00 4.738	3,999,592.37	-90,407.63	4,006,588.20	0.00 -90,407.63	6,995.83	6,995.83	-83,411.80
10481 U.S. Treasury	DBTSRV	08/31/2023	500,000.00 0.125	499,224.22	-775.78	499,804.99	484.86 -290.92	95.91	580.77	-195.01
10484 U.S. Treasury	DBTSRV	10/31/2023	451,000.00 0.375	449,738.95	-1,261.05	450,577.34	682.49 -578.56	155.90	838.39	-422.66
			<b>Subtotal</b>	<b>11,450,379.30</b>	<b>-123,620.70</b>	<b>8,940,211.53</b>	<b>-38.49</b> <b>-123,659.19</b>	<b>12,870.72</b>	<b>12,832.23</b>	<b>-110,788.47</b>
<b>General</b>										
10488 U.S. Treasury	GEN	01/26/2023	3,771,000.00 0.858	3,739,580.63	-31,419.37	0.00	26,392.27 -5,027.10	5,027.10	31,419.37	0.00
10475 LAKE ORION CMNTY SCH	GEN	05/01/2023	1,000,000.00 0.300	1,000,025.00	25.00	1,000,002.27	-19.34 5.66	-3.39	-22.73	2.27
10495 U.S. Treasury	GEN	06/13/2023	3,428,000.00 4.742	3,375,198.83	-52,801.17	3,381,065.63	0.00 -52,801.17	5,866.80	5,866.80	-46,934.37
10496 U.S. Treasury	GEN	08/03/2023	4,218,000.00 4.738	4,124,762.21	-93,237.79	4,131,977.04	0.00 -93,237.79	7,214.83	7,214.83	-86,022.96
			<b>Subtotal</b>	<b>12,239,566.67</b>	<b>-177,433.33</b>	<b>8,513,044.94</b>	<b>26,372.93</b> <b>-151,060.40</b>	<b>18,105.34</b>	<b>44,478.27</b>	<b>-132,955.06</b>
			<b>Total</b>	<b>23,689,945.97</b>	<b>-301,054.03</b>	<b>17,453,256.47</b>	<b>26,334.44</b> <b>-274,719.59</b>	<b>30,976.06</b>	<b>57,310.50</b>	<b>-243,743.53</b>



**Wimberley ISD  
Accrued Interest  
Sorted by Fund - Maturity Date  
December 1, 2022 - February 28, 2023**

TCG Advisors, a HUB Intl Co  
900 S Capital of Texas Hwy  
350  
Austin, TX 78746  
(512)600-5200

CUSIP	Investment #	Security Type	Par Value	Maturity Date	Current Rate	* Beginning Accrued Interest	Adjusted Acc'd Int. at Purchase During Period	Interest Earned	Interest Received	* Ending Accrued Interest
<b>Activity</b>										
1112	10400	PA1	603,499.17			0.00	0.00	0.00	0.00	0.00
SYS10417	10441	RRP	45,525.62		4.760	0.00	0.00	1,338.29	1,338.29	0.00
		<b>Subtotal</b>	<b>649,024.79</b>			<b>0.00</b>	<b>0.00</b>	<b>1,338.29</b>	<b>1,338.29</b>	<b>0.00</b>
<b>Accounts Payable</b>										
1112	10414	PA1	101,253.82			0.00	0.00	0.00	0.00	0.00
		<b>Subtotal</b>	<b>101,253.82</b>			<b>0.00</b>	<b>0.00</b>	<b>0.00</b>	<b>0.00</b>	<b>0.00</b>
<b>Capital Projects</b>										
1112	10411	PA1	0.00			0.00	0.00	0.00	0.00	0.00
		<b>Subtotal</b>	<b>0.00</b>			<b>0.00</b>	<b>0.00</b>	<b>0.00</b>	<b>0.00</b>	<b>0.00</b>
<b>Capital Projects 2018</b>										
SYS10417	10418	RRP	0.00		3.990	0.00	0.00	0.00	0.00	0.00
		<b>Subtotal</b>	<b>0.00</b>			<b>0.00</b>	<b>0.00</b>	<b>0.00</b>	<b>0.00</b>	<b>0.00</b>
<b>Debt Service</b>										
TD MM	10448	RR2	1,097.98			3.756	0.00	1,030.52	1,030.52	0.00
912796XR5	10491	ATD	0.00	01/12/2023	2.776	0.00	0.00	0.00	0.00	0.00
912796S34	10486	ACP	0.00	01/26/2023	0.859	0.00	0.00	0.00	0.00	0.00
230198JY0	10473	MUN	500,000.00	05/01/2023	2.000	833.33	0.00	2,500.00	0.00	3,333.33
912797FE2	10493	ATD	3,035,000.00	05/16/2023	4.634	0.00	0.00	0.00	0.00	0.00
91282CCD1	10472	TRC	75,000.00	05/31/2023	0.125	0.26	0.00	23.18	0.00	23.44
223663KW4	10476	MUN	400,000.00	06/01/2023	2.000	4,000.00	0.00	2,000.00	4,000.00	2,000.00
912796Y37	10494	ATD	4,090,000.00	08/03/2023	4.738	0.00	0.00	0.00	0.00	0.00
91282CCU3	10481	TRC	500,000.00	08/31/2023	0.125	158.84	0.00	155.36	312.50	1.70
91282CDD0	10484	TRC	451,000.00	10/31/2023	0.375	144.83	0.00	420.48	0.00	565.31
		<b>Subtotal</b>	<b>9,052,097.98</b>			<b>5,137.26</b>	<b>0.00</b>	<b>6,129.54</b>	<b>5,343.02</b>	<b>5,923.78</b>
<b>General</b>										
1112	10413	PA1	557,934.44			0.00	0.00	0.00	0.00	0.00
SYS10417	10432	RRP	18,758,506.01		4.760	0.00	0.00	140,221.12	140,221.12	0.00
TD MM	10466	RR2	4,788.50			3.756	0.00	1,907.13	1,907.13	0.00
912796S34	10488	ACP	0.00	01/26/2023	0.858	0.00	0.00	0.00	0.00	0.00
510336SR2	10475	MUN	1,000,000.00	05/01/2023	0.300	250.00	0.00	750.00	0.00	1,000.00
912797FN2	10495	ATD	3,428,000.00	06/13/2023	4.742	0.00	0.00	0.00	0.00	0.00
912796Y37	10496	ATD	4,218,000.00	08/03/2023	4.738	0.00	0.00	0.00	0.00	0.00

\* Beginning Accrued may not include investments that redeemed in the previous month that had outstanding accrued interest. Ending Accrued includes outstanding purchase interest.

**Wimberley ISD  
Accrued Interest  
Sorted by Fund - Maturity Date**

CUSIP	Investment #	Security Type	Par Value	Maturity Date	Current Rate	* Beginning Accrued Interest	Adjusted Acc'd Int. at Purchase During Period	Interest Earned	Interest Received	* Ending Accrued Interest
<b>Subtotal</b>			<b>27,967,228.95</b>			<b>250.00</b>	<b>0.00</b>	<b>142,878.25</b>	<b>142,128.25</b>	<b>1,000.00</b>
<b>Interest and Sinking</b>										
1112	10412	PA1	1,154.70			0.00	0.00	0.00	0.00	0.00
SYS10417	10433	RRP	3,662,414.41		4.760	0.00	0.00	51,624.46	51,624.46	0.00
<b>Subtotal</b>			<b>3,663,569.11</b>			<b>0.00</b>	<b>0.00</b>	<b>51,624.46</b>	<b>51,624.46</b>	<b>0.00</b>
<b>Payroll</b>										
1112	10415	PA1	308,673.04			0.00	0.00	0.00	0.00	0.00
<b>Subtotal</b>			<b>308,673.04</b>			<b>0.00</b>	<b>0.00</b>	<b>0.00</b>	<b>0.00</b>	<b>0.00</b>
<b>Total</b>			<b>41,741,847.69</b>			<b>5,387.26</b>	<b>0.00</b>	<b>201,970.54</b>	<b>200,434.02</b>	<b>6,923.78</b>

\* Beginning Accrued may not include investments that redeemed in the previous month that had outstanding accrued interest. Ending Accrued includes outstanding purchase interest.



**Wimberley ISD  
Inventory by Maturity Report  
February 28, 2023**

TCG Advisors, a HUB Intl Co  
900 S Capital of Texas Hwy  
350  
Austin, TX 78746  
(512)600-5200

CUSIP	Investment #	Fund	Sec. Type	Issuer	Purchase Date	Book Value	Current Rate	Maturity Date	Maturity Amount	Total Days	Par Value	YTM		Days to Maturity
												360	365	
230198JY0	10473	DBTSRV	MUN	CULLMAN CO WTR REV-B	06/24/2021	501,286.81	2.000	05/01/2023	500,000.00	676	500,000.00	0.444	0.450	61
510336SR2	10475	GEN	MUN	LAKE ORION CMNTY SCH	06/29/2021	1,000,002.27	0.300	05/01/2023	1,000,000.00	671	1,000,000.00	0.296	0.300	61
912797FE2	10493	DBTSRV	ATD	U.S. Treasury	02/16/2023	3,005,219.18	4.634	05/16/2023	3,035,000.00	89	3,035,000.00	4.752	4.819	76
91282CCD1	10472	DBTSRV	TRC	U.S. Treasury	06/10/2021	74,997.60	0.125	05/31/2023	75,000.00	720	75,000.00	0.153	0.155	91
223663KW4	10476	DBTSRV	MUN	COWETA CO GA WTR-A	07/08/2021	401,737.41	2.000	06/01/2023	400,000.00	693	400,000.00	0.256	0.260	92
912797FN2	10495	GEN	ATD	U.S. Treasury	02/16/2023	3,381,065.63	4.742	06/13/2023	3,428,000.00	117	3,428,000.00	4.883	4.951	104
912796Y37	10494	DBTSRV	ATD	U.S. Treasury	02/16/2023	4,006,588.20	4.738	08/03/2023	4,090,000.00	168	4,090,000.00	4.912	4.981	155
912796Y37	10496	GEN	ATD	U.S. Treasury	02/16/2023	4,131,977.04	4.738	08/03/2023	4,218,000.00	168	4,218,000.00	4.912	4.981	155
91282CCU3	10481	DBTSRV	TRC	U.S. Treasury	09/02/2021	499,804.99	0.125	08/31/2023	500,000.00	728	500,000.00	0.203	0.206	183
91282CDD0	10484	DBTSRV	TRC	U.S. Treasury	11/02/2021	450,577.34	0.375	10/31/2023	451,000.00	728	451,000.00	0.512	0.519	244
<b>Subtotal and Average</b>						<b>17,453,256.47</b>			<b>17,697,000.00</b>		<b>17,697,000.00</b>	<b>4.110</b>	<b>4.167</b>	<b>124</b>
<b>Net Maturities and Average</b>						<b>17,453,256.47</b>			<b>17,697,000.00</b>		<b>17,697,000.00</b>	<b>4.110</b>	<b>4.167</b>	<b>124</b>



**Wimberley ISD**  
**Projected Cashflow Report**  
**Sorted by Monthly**  
**For the Period March 1, 2023 - August 31, 2023**

TCG Advisors, a HUB Intl Co  
 900 S Capital of Texas Hwy  
 350  
 Austin, TX 78746  
 (512)600-5200

Projected Trans. Date	Investment #	Fund	Security ID	Transaction Type	Issuer	Par Value	Original Cost	Principal	Interest	Total
<b>April 2023</b>										
04/30/2023	10484	DBTSRV	91282CDD0	Interest	U.S. Treasury	0.00	0.00	0.00	845.63	845.63
<b>Total for April 2023</b>						<b>0.00</b>	<b>0.00</b>	<b>0.00</b>	<b>845.63</b>	<b>845.63</b>
<b>May 2023</b>										
05/01/2023	10473	DBTSRV	230198JY0	Maturity	CULLMAN CO WTR REV-B	500,000.00	514,280.00	500,000.00	5,000.00	505,000.00
05/01/2023	10475	GEN	510336SR2	Maturity	LAKE ORION CMNTY SCH	1,000,000.00	1,000,000.00	1,000,000.00	1,500.00	1,001,500.00
05/16/2023	10493	DBTSRV	912797FE2	Maturity	U.S. Treasury	3,035,000.00	3,000,232.45	3,035,000.00	0.00	3,035,000.00
05/31/2023	10472	DBTSRV	91282CCD1	Maturity	U.S. Treasury	75,000.00	74,956.05	75,000.00	46.88	75,046.88
<b>Total for May 2023</b>						<b>4,610,000.00</b>	<b>4,589,468.50</b>	<b>4,610,000.00</b>	<b>6,546.88</b>	<b>4,616,546.88</b>
<b>June 2023</b>										
06/01/2023	10476	DBTSRV	223663KW4	Maturity	COWETA CO GA WTR-A	400,000.00	413,160.00	400,000.00	4,000.00	404,000.00
06/13/2023	10495	GEN	912797FN2	Maturity	U.S. Treasury	3,428,000.00	3,375,173.83	3,428,000.00	0.00	3,428,000.00
<b>Total for June 2023</b>						<b>3,828,000.00</b>	<b>3,788,333.83</b>	<b>3,828,000.00</b>	<b>4,000.00</b>	<b>3,832,000.00</b>
<b>August 2023</b>										
08/03/2023	10494	DBTSRV	912796Y37	Maturity	U.S. Treasury	4,090,000.00	3,999,567.37	4,090,000.00	0.00	4,090,000.00
08/03/2023	10496	GEN	912796Y37	Maturity	U.S. Treasury	4,218,000.00	4,124,737.21	4,218,000.00	0.00	4,218,000.00
08/31/2023	10481	DBTSRV	91282CCU3	Maturity	U.S. Treasury	500,000.00	499,199.22	500,000.00	312.50	500,312.50
<b>Total for August 2023</b>						<b>8,808,000.00</b>	<b>8,623,503.80</b>	<b>8,808,000.00</b>	<b>312.50</b>	<b>8,808,312.50</b>
<b>GRAND TOTALS:</b>						<b>17,246,000.00</b>	<b>17,001,306.13</b>	<b>17,246,000.00</b>	<b>11,705.01</b>	<b>17,257,705.01</b>



**Wimberley ISD  
Credit Rating Report  
February 28, 2023  
Sorted by S&P - Maturity Date**

TCG Advisors, a HUB Intl Co  
900 S Capital of Texas Hwy  
350  
Austin, TX 78746  
(512)600-5200

Investment #	Issuer	Security #	Purchase Principal	Book Value	Market Value	S&P Rating	Moody's Rating	Purchase Date	Maturity Date	Days To Maturity	Stated Rate	YTM	% of Total
10493	USTR	912797FE2	3,000,232.45	3,005,219.18	3,005,254.27	AA+	Aaa	02/16/2023	05/16/2023	76	4.634	4.752	7.24
10472	USTR	91282CCD1	74,956.05	74,997.60	74,112.41	AA+	Aaa	06/10/2021	05/31/2023	91	0.125	0.155	0.18
10476	COWETA	223663KW4	413,160.00	401,737.41	397,024.92	AA+	None	07/08/2021	06/01/2023	92	2.000	0.260	0.97
10495	USTR	912797FN2	3,375,173.83	3,381,065.63	3,380,860.89	AA+	Aaa	02/16/2023	06/13/2023	104	4.742	4.883	8.15
10494	USTR	912796Y37	3,999,567.37	4,006,588.20	4,005,983.63	AA+	Aaa	02/16/2023	08/03/2023	155	4.738	4.912	9.65
10496	USTR	912796Y37	4,124,737.21	4,131,977.04	4,131,354.27	AA+	Aaa	02/16/2023	08/03/2023	155	4.738	4.912	9.96
10481	USTR	91282CCU3	499,199.22	499,804.99	487,949.20	AA+	Aaa	09/02/2021	08/31/2023	183	0.125	0.206	1.20
10484	USTR	91282CDD0	449,713.95	450,577.34	437,152.86	AA+	Aaa	11/02/2021	10/31/2023	244	0.375	0.519	1.09
<b>SubTotal for AA+</b>			<b>15,936,740.08</b>	<b>15,951,967.39</b>	<b>15,919,692.45</b>					<b>131</b>	<b>4.361</b>	<b>4.465</b>	<b>38.44</b>
10473	CULLMA	230198JY0	514,280.00	501,286.81	497,461.15	AA	None	06/24/2021	05/01/2023	61	2.000	0.450	1.21
10475	LAKEOR	510336SR2	1,000,000.00	1,000,002.27	992,368.00	AA	None	06/29/2021	05/01/2023	61	0.300	0.300	2.41
<b>SubTotal for AA</b>			<b>1,514,280.00</b>	<b>1,501,289.08</b>	<b>1,489,829.15</b>					<b>61</b>	<b>0.868</b>	<b>0.350</b>	<b>3.62</b>
10400	WF	1112	603,499.17	603,499.17	603,499.17	None	None	01/01/2019		1			1.45
10411	WF	1112	0.00	0.00	0.00	None	None	01/01/2019		1			0.00
10412	WF	1112	1,154.70	1,154.70	1,154.70	None	None	01/01/2019		1			0.00
10413	WF	1112	557,934.44	557,934.44	557,934.44	None	None	01/01/2019		1			1.34
10414	WF	1112	101,253.82	101,253.82	101,253.82	None	None	01/01/2019		1			0.24
10415	WF	1112	308,673.04	308,673.04	308,673.04	None	None	01/01/2019		1			0.74
10418	LNSTR	SYS10417	0.00	0.00	0.00	None	None	01/01/2019		1	3.990	3.990	0.00
10432	LNSTR	SYS10417	18,758,506.01	18,758,506.01	18,758,506.01	None	None	01/01/2019		1	4.760	4.760	45.20
10433	LNSTR	SYS10417	3,662,414.41	3,662,414.41	3,662,414.41	None	None	01/01/2019		1	4.760	4.760	8.83
10441	LNSTR	SYS10417	45,525.62	45,525.62	45,525.62	None	None	03/06/2020		1	4.760	4.760	0.11
10448	TDMM	TD MM	1,097.98	1,097.98	1,097.98	None	None	10/14/2020		1	3.756	3.756	0.00
10466	TDMM	TD MM	4,788.50	4,788.50	4,788.50	None	None	05/12/2021		1	3.756	3.756	0.01
<b>SubTotal for No Specified Rating</b>			<b>24,044,847.69</b>	<b>24,044,847.69</b>	<b>24,044,847.69</b>					<b>1</b>	<b>4.448</b>	<b>4.448</b>	<b>57.92</b>



**Wimberley ISD**  
**Texas Compliance Change in Val Report**  
**Sorted by Fund**  
**December 1, 2022 - February 28, 2023**

TCG Advisors, a HUB Intl Co  
900 S Capital of Texas Hwy  
350  
Austin, TX 78746  
(512)600-5200

Inv #	Issuer	Fund	Purch Date	Interest Accrual	Beginning Book Value				Ending Book Value
Cusip	Par Value	YTM	Mat Date	Interest Received	Beginning Market Value	Purchases/ Additions	Redemptions	Change in Value	Ending Market Value
<b>Fund: Activity</b>									
10400	WF	ACT	01/01/2019	0.00	548,915.82	278,523.06	223,939.71	54,583.35	603,499.17
1112	603,499.17	0.000	/ /	0.00	548,915.82	278,523.06	223,939.71	54,583.35	603,499.17
10441	LNSTR	ACT	03/06/2020	1,338.29	166,255.33	1,338.29	122,068.00	-120,729.71	45,525.62
SYS10417	45,525.62	4.760	/ /	1,338.29	166,255.33	1,338.29	122,068.00	-120,729.71	45,525.62
<b>Sub Totals For: Fund: Activity</b>				1,338.29	715,171.15	279,861.35	346,007.71	-66,146.36	649,024.79
				1,338.29	715,171.15	279,861.35	346,007.71	-66,146.36	649,024.79
<b>Fund: Accounts Payable</b>									
10414	WF	ACTPYB	01/01/2019	0.00	38,586.84	1,410,684.49	1,348,017.51	62,666.98	101,253.82
1112	101,253.82	0.000	/ /	0.00	38,586.84	1,410,684.49	1,348,017.51	62,666.98	101,253.82
<b>Sub Totals For: Fund: Accounts Payable</b>				0.00	38,586.84	1,410,684.49	1,348,017.51	62,666.98	101,253.82
				0.00	38,586.84	1,410,684.49	1,348,017.51	62,666.98	101,253.82
<b>Fund: Bond Fund</b>									
10431	TDMM	BOND	01/01/2019	0.00	0.00	0.00	0.00	0.00	0.00
TD MM	0.00	0.000	/ /	0.00	0.00	0.00	0.00	0.00	0.00
<b>Sub Totals For: Fund: Bond Fund</b>				0.00	0.00	0.00	0.00	0.00	0.00
				0.00	0.00	0.00	0.00	0.00	0.00
<b>Fund: Capital Projects</b>									
10411	WF	CP	01/01/2019	0.00	0.00	0.00	0.00	0.00	0.00
1112	0.00	0.000	/ /	0.00	0.00	0.00	0.00	0.00	0.00
<b>Sub Totals For: Fund: Capital Projects</b>				0.00	0.00	0.00	0.00	0.00	0.00
				0.00	0.00	0.00	0.00	0.00	0.00

**Fund: Capital Projects 201**

**Wimberley ISD**  
**Texas Compliance Change in Val Report**  
**December 1, 2022 - February 28, 2023**

Inv #	Issuer	Fund	Purch Date	Interest Accrual	Beginning Book Value				Ending Book Value
Cusip	Par Value	YTM	Mat Date	Interest Received	Beginning Market Value	Purchases/ Additions	Redemptions	Change in Value	Ending Market Value
10417	LNSTR	CP2016	01/01/2019	0.00	0.00	0.00	0.00	0.00	0.00
SYS10417	0.00	0.000	/ /	0.00	0.00	0.00	0.00	0.00	0.00
<b>Sub Totals For: Fund: Capital Projects 201</b>				0.00	0.00	0.00	0.00	0.00	0.00
				0.00	0.00	0.00	0.00	0.00	0.00
<b>Fund: Capital Projects 201</b>									
10418	LNSTR	CP2018	01/01/2019	0.00	0.00	0.00	0.00	0.00	0.00
SYS10417	0.00	3.990	/ /	0.00	0.00	0.00	0.00	0.00	0.00
<b>Sub Totals For: Fund: Capital Projects 201</b>				0.00	0.00	0.00	0.00	0.00	0.00
				0.00	0.00	0.00	0.00	0.00	0.00
<b>Fund: Debt Service</b>									
10448	TDMM	DBTSRV	10/14/2020	1,030.52	11,839.71	7,029,188.80	7,039,930.53	-10,741.73	1,097.98
TD MM	1,097.98	3.756	/ /	1,030.52	11,839.71	7,029,188.80	7,039,930.53	-10,741.73	1,097.98
10472	USTR	DBTSRV	06/10/2021	23.18	74,995.24	0.00	0.00	2.36	74,997.60
91282CCD1	75,000.00	0.154	05/31/2023	0.00	73,353.51	0.00	0.00	758.90	74,112.41
10473	CULLMA	DBTSRV	06/24/2021	2,500.00	503,217.02	0.00	0.00	-1,930.21	501,286.81
230198JY0	500,000.00	0.450	05/01/2023	0.00	494,648.85	0.00	0.00	2,812.30	497,461.15
10476	COWETA	DBTSRV	07/08/2021	2,000.00	403,474.82	0.00	0.00	-1,737.41	401,737.41
223663KW4	400,000.00	0.260	06/01/2023	4,000.00	395,021.28	0.00	0.00	2,003.64	397,024.92
10481	USTR	DBTSRV	09/02/2021	155.36	499,709.08	0.00	0.00	95.91	499,804.99
91282CCU3	500,000.00	0.205	08/31/2023	312.50	483,105.45	0.00	0.00	4,843.75	487,949.20
10484	USTR	DBTSRV	11/02/2021	420.48	450,421.44	0.00	0.00	155.90	450,577.34
91282CDD0	451,000.00	0.518	10/31/2023	0.00	433,506.12	0.00	0.00	3,646.74	437,152.86
10486	USTR	DBTSRV	02/10/2022	0.00	2,013,309.86	0.00	2,016,000.00	-2,013,309.86	0.00
912796S34	0.00	0.000	01/26/2023	0.00	2,003,300.61	0.00	2,016,000.00	-2,003,300.61	0.00
10491	USTR	DBTSRV	07/14/2022	0.00	505,363.53	0.00	507,000.00	-505,363.53	0.00
912796XR5	0.00	0.000	01/12/2023	0.00	504,693.15	0.00	507,000.00	-504,693.15	0.00

**Wimberley ISD**  
**Texas Compliance Change in Val Report**  
**December 1, 2022 - February 28, 2023**

Inv #	Issuer	Fund	Purch Date	Interest Accrual	Beginning Book Value	Purchases/ Additions	Redemptions	Change in Value	Ending Book Value
Cusip	Par Value	YTM	Mat Date	Interest Received	Beginning Market Value				Ending Market Value
10493	USTR	DBTSRV	02/16/2023	0.00	0.00	3,000,232.45	0.00	3,005,219.18	3,005,219.18
912797FE2	3,035,000.00	4.752	05/16/2023	0.00	0.00	3,000,232.45	0.00	3,005,254.27	3,005,254.27
10494	USTR	DBTSRV	02/16/2023	0.00	0.00	3,999,567.37	0.00	4,006,588.20	4,006,588.20
912796Y37	4,090,000.00	4.912	08/03/2023	0.00	0.00	3,999,567.37	0.00	4,005,983.63	4,005,983.63
<b>Sub Totals For: Fund: Debt Service</b>				6,129.54	4,462,330.70	14,028,988.62	9,562,930.53	4,478,978.81	8,941,309.51
				5,343.02	4,399,468.68	14,028,988.62	9,562,930.53	4,506,567.74	8,906,036.42
<b>Fund: General</b>									
10413	WF	GEN	01/01/2019	0.00	339,107.56	7,201,126.16	6,982,299.28	218,826.88	557,934.44
1112	557,934.44	0.000	/ /	0.00	339,107.56	7,201,126.16	6,982,299.28	218,826.88	557,934.44
10432	LNSTR	GEN	01/01/2019	140,221.12	1,539,273.42	28,322,671.05	11,103,438.46	17,219,232.59	18,758,506.01
SYS10417	18,758,506.01	4.760	/ /	140,221.12	1,539,273.42	28,322,671.05	11,103,438.46	17,219,232.59	18,758,506.01
10466	TDMM	GEN	05/12/2021	1,907.13	4,382.56	7,900,958.09	7,900,552.15	405.94	4,788.50
TD MM	4,788.50	3.756	/ /	1,907.13	4,382.56	7,900,958.09	7,900,552.15	405.94	4,788.50
10475	LAKEOR	GEN	06/29/2021	750.00	1,000,005.66	0.00	0.00	-3.39	1,000,002.27
510336SR2	1,000,000.00	0.300	05/01/2023	0.00	982,820.60	0.00	0.00	9,547.40	992,368.00
10488	USTR	GEN	02/10/2022	0.00	3,765,972.90	0.00	3,771,000.00	-3,765,972.90	0.00
912796S34	0.00	0.000	01/26/2023	0.00	3,747,245.34	0.00	3,771,000.00	-3,747,245.34	0.00
10495	USTR	GEN	02/16/2023	0.00	0.00	3,375,173.83	0.00	3,381,065.63	3,381,065.63
912797FN2	3,428,000.00	4.882	06/13/2023	0.00	0.00	3,375,173.83	0.00	3,380,860.89	3,380,860.89
10496	USTR	GEN	02/16/2023	0.00	0.00	4,124,737.21	0.00	4,131,977.04	4,131,977.04
912796Y37	4,218,000.00	4.912	08/03/2023	0.00	0.00	4,124,737.21	0.00	4,131,354.27	4,131,354.27
<b>Sub Totals For: Fund: General</b>				142,878.25	6,648,742.10	50,924,666.34	29,757,289.89	21,185,531.79	27,834,273.89
				142,128.25	6,612,829.48	50,924,666.34	29,757,289.89	21,212,982.63	27,825,812.11
<b>Fund: Interest and Sinking</b>									
10412	WF	IS	01/01/2019	0.00	1,156.30	1,748,188.00	1,748,189.60	-1.60	1,154.70
1112	1,154.70	0.000	/ /	0.00	1,156.30	1,748,188.00	1,748,189.60	-1.60	1,154.70

**Wimberley ISD**  
**Texas Compliance Change in Val Report**  
**December 1, 2022 - February 28, 2023**

Inv #	Issuer	Fund	Purch Date	Interest Accrual	Beginning Book Value				Ending Book Value
Cusip	Par Value	YTM	Mat Date	Interest Received	Beginning Market Value	Purchases/ Additions	Redemptions	Change in Value	Ending Market Value
10433	LNSTR	IS	01/01/2019	51,624.46	1,515,903.95	8,894,698.46	6,748,188.00	2,146,510.46	3,662,414.41
SYS10417	3,662,414.41	4.760	/ /	51,624.46	1,515,903.95	8,894,698.46	6,748,188.00	2,146,510.46	3,662,414.41
<b>Sub Totals For: Fund: Interest and Sinking</b>				51,624.46	1,517,060.25	10,642,886.46	8,496,377.60	2,146,508.86	3,663,569.11
				51,624.46	1,517,060.25	10,642,886.46	8,496,377.60	2,146,508.86	3,663,569.11
<b>Fund: Payroll</b>									
10415	WF	PYRLL	01/01/2019	0.00	322,177.94	5,735,649.87	5,749,154.77	-13,504.90	308,673.04
1112	308,673.04	0.000	/ /	0.00	322,177.94	5,735,649.87	5,749,154.77	-13,504.90	308,673.04
<b>Sub Totals For: Fund: Payroll</b>				0.00	322,177.94	5,735,649.87	5,749,154.77	-13,504.90	308,673.04
				0.00	322,177.94	5,735,649.87	5,749,154.77	-13,504.90	308,673.04
<b>Report Grand Totals:</b>				201,970.54	13,704,068.98	83,022,737.13	55,259,778.01	27,794,035.18	41,498,104.16
				200,434.02	13,605,294.34	83,022,737.13	55,259,778.01	27,849,074.95	41,454,369.29

<b>GLOSSARY</b>	
PAR VALUE	The face value of investment.
MARKET VALUE	The face value multiplied by the market price. It is the last reported price from the report date.
BOOK VALUE	The cost of a bond, plus or minus adjustments for purchase discount or premium adjustments.
AMORTIZATION/ACCRETION	Amortization (accretion) is the process of reducing (increasing) the original cost of the investment on a daily basis in order to equal par value at maturity. Amortization calculations vary by investment type and the basis associated with the type of investment.
SECURITY TYPE DEFINITIONS	Security types are broad category of investments with similar characteristics and risk features such as agency securities, corporate bonds, municipal bonds, and money markets. Codes within the system are utilized to make calculations based on the underlying security. Security type labels are customizable.
ACP	Commercial Paper
FAC	Federal Agency Coupon Securities
PA1	Checking Accounts
RR2	Money Market Accounts
RRP	Investment Pools
TRC	Treasury Coupon Securities
PURCHASE PRINCIPAL	The original cost of the bond. Par value multiplied by purchase price.
PREMIUM/DISCOUNT	A bond with price below 100 is discount. A bond with price above 100 is premium.
ADJUSTED INTEREST EARNINGS	Net between interest earned and amortization/accretion adjustments within a report period.
EFFECTIVE RATE OF RETURN	Interest earnings adjusted for amortization of premiums and accretion for discounts plus any realized gain or loss divided by the average daily balance of the portfolio divided by 365 and then multiplied by the actual days in the report period.
YIELD TO MATURITY	The yield of an investment as of the purchase date assuming that the bond is held to maturity.
YTM 360	The yield is based on a hypothetical year that has only 360 days.
YTM 365	The yield is based on a 365-day year.
REMAINING COST	The original cost of an investment taking into consideration any partial sales or redemptions for the par value that remains.
STATED RATE	Coupon rate (yield the bond paid on its issue date).
CURRENT RATE	A bond's annual return based on its annual coupon payments and current price (as opposed to its original price or face).

## Statement Disclosures

The information provided in this report was created by TCG Advisors utilizing data from your custodian that is considered reliable. TCG Advisors is relying on the information provided by your custodian; TCG Advisors has not audited or otherwise verified the accuracy of the methodology, calculations, or information in this report. As a result, the methodology, calculations, and information presented in the report are not guaranteed by TCG Advisors.

TCG Advisors is independent of your custodian.

You should consider the account statements received directly from your account custodian as the prevailing document for your account. Please review the information contained on this statement against the statement provided to you from the account custodian or product sponsor. The reported value on your account statement you received from the account custodian may differ from the reported value on this quarterly statement due to a variety of factors including the treatment of accrued income and dividends, rounding and other considerations. If there is any unexplained discrepancy between this statement and the account statement you received from the account custodian, please immediately contact TCG Advisors and/or your account custodian. Discrepancies should be reported to TCG Advisors via telephone at 512-600-5268.

The account portfolio or assets in the account are valued at the starting and ending points of the period. Cash flows are included in the calculation based on when they occurred during the period.

Performance data quoted represents past performance and does not guarantee future results. The investment return and principal of an investment will fluctuate so that an investor's shares when redeemed may be worth more or less than their original cost. All investments have investment risks such as fluctuation in investment principal including the complete loss of principal invested. The values represented in the report may not reflect the original cost of a client's initial investment. TCG Advisors standard reporting does not reflect reinvestment of dividends and other earnings in the performance numbers, unless the account holder specifically asks for inclusion of such earnings. Performance report calculations and figures should not be relied upon for tax purposes.

If you have any changes in your financial situation, risk tolerance, investment objectives or if you wish to impose or modify any reasonable restrictions on the management of your account(s), please contact TCG Advisors immediately. Also, please contact us if you would like a current copy of our Disclosure Document, which includes a description of the advisory services we offer.

This material is not intended to present an opinion on legal or tax matters. Please consult with your attorney or tax advisor and compare this document to your custodial statement for accuracy, as applicable.

**WIMBERLEY ISD**  
**FY 2022-23**  
**Budget Amendment #3**

**March 20, 2023**

**RECOMMENDATION:**

The Administration recommends the listed budget amendments and transfers be approved.

**BACKGROUND INFORMATION:**

In accordance with the TEA budget and accounting procedures and guidelines, the District's official budget includes the General Fund, Food Service Fund, and the Debt Service Fund. The Board of Trustees should approve the adoption of the budgets associated with these funds, and subsequent amendments, at the *Fund Function* level. Other Special Revenue Funds for grants and capital projects should be approved on a *Project Basis*; and consequently, *are* not required to be approved with the same level of detail.

The administration routinely allows transfers of existing budgeted funds within the same fund function in order to accommodate the necessary operations of the requesting department or campus. These transfers usually become necessary due to account coding requirements. Requests for transfers of existing funds between functions are reviewed by the administration to ensure that the related expenditures will not exceed the overall approved budget at the function level. These requests allowed at the administrative level are subject to final approval by the Board of Trustees.

In addition to the transfers of existing budget funds outlined above, the Board of Trustees must approve requests for new appropriations prior to expenditure. These requests include appropriations from fund balance, and reappropriation of designated fund balances.

**ADMINISTRATIVE CONSIDERATIONS:**

The Administration has reviewed the following transfers/re-appropriations and determined the following:

**Revenues:**

- Fund 199 (General Fund) – transfer funds for Chromebook repair related expenses from repair fees, \$5,278
- Fund 240 (Food Service) – to book revenue related to the Child Nutrition Supply Chain Assistance Grant, \$51,752

**Net Change in the Revenue Budget is \$57,030.00 (See page 3)**

**Expenditures:**

- Function 11 (Instruction) – allocate funds for Chromebook repair related expenses from repair fees and repurpose funds for general supplies, net \$4,474
- Function 13 (Instructional Staff Dev) – repurposed funds for general supplies, -\$100
- Function 23 (School Leadership) – repurposed funds for UIL contracted services, -\$1059

- Function 35 (Food Services) – allocate additional funding for general food supplies due to increase food supply costs, \$142,452
- Function 36 (Cocurricular) – repurpose funds for athletic transportation, game worker services, and UIL judge contracted services, net \$2548
- Function 51 (Maintenance) – to book deductible expense related to the board room flooding TASB claim, \$22,525
- Function 52 (Security & Monitoring) – repurpose funds for game worker services, -\$585

**Net Change in the Expenditures Budget is \$170,255.00 (See page 3)**

**ACTION REQUIRED**

Board Approval

**SUPPORT INFORMATION**

Additional information provided upon request.  
Contact: Moises Santiago – Chief Financial Officer

**WIMBERLEY ISD**  
**FY2022-23**  
**Budget Amendment 3**

	GENERAL FUND			CHILD NUTRITION PROGRAM			DEBT SERVICE			TOTAL REVISED BUDGET		
	FY2022-23 Revised Budget	Budget Adjustments	Budget Amend #3	FY2022-23 Revised Budget	Budget Adjustments	Budget Amend #3	FY2022-23 Revised Budget	Budget Adjustments	Budget Amend #3	FY2022-23 Revised Budget	Budget Adjustments	Budget Amend #3
5700 - Local Revenue	31,622,845	5,278	31,628,123	325,900	0	325,900	9,550,308	0	9,550,308	41,499,053	5,278	41,504,331
5800 - State Revenue	2,423,663	0	2,423,663	15,135	0	15,135	50,000	0	50,000	2,488,798	0	2,488,798
5900 - Federal Revenue	218,000	0	218,000	821,500	51,752	873,252	0	0	0	1,039,500	51,752	1,091,252
7900 - Other Resources Non-Op Revenue	155,832	0	155,832	0	0	0	0	0	0	155,832	0	155,832
<b>Total Revenues</b>	<b>34,420,340</b>	<b>5,278</b>	<b>34,425,618</b>	<b>1,162,535</b>	<b>51,752</b>	<b>1,214,287</b>	<b>9,600,308</b>	<b>0</b>	<b>9,600,308</b>	<b>45,183,183</b>	<b>57,030</b>	<b>45,240,213</b>
11 Instruction	14,812,314	4,474	14,816,788			0			0	14,812,314	4,474	14,816,788
12 Instructional Resources/Media	272,770	0	272,770			0			0	272,770	0	272,770
13 Instruction Staff Development	188,901	(100)	188,801			0			0	188,901	(100)	188,801
21 Instructional Leadership	394,418	0	394,418			0			0	394,418	0	394,418
23 School Leadership	1,324,607	(1,059)	1,323,548			0			0	1,324,607	(1,059)	1,323,548
31 Guidance & Counseling Services	945,467	0	945,467			0			0	945,467	0	945,467
33 Health Services	233,225	0	233,225			0			0	233,225	0	233,225
34 Student (Pupil) Transportation	907,039	0	907,039			0			0	907,039	0	907,039
35 Food Services		0		903,101	142,452	1,045,553			0	903,101	142,452	1,045,553
36 Cocurricular/Extracurricular	1,354,930	2,548	1,357,478			0			0	1,354,930	2,548	1,357,478
41 General Administration	1,448,985	0	1,448,985			0			0	1,448,985	0	1,448,985
51 Plant Maintenance & Operations	3,553,898	22,525	3,576,423			0			0	3,553,898	22,525	3,576,423
52 Security & Monitoring Services	820,337	(585)	819,752			0			0	820,337	(585)	819,752
53 Data Processing Services	482,428	0	482,428			0			0	482,428	0	482,428
61 Community Services	390	0	390			0			0	390	0	390
71 Debt Services		0				0	5,855,280	0	5,855,280	5,855,280	0	5,855,280
81 Facilities Acquisition/Constr.		0				0			0	0	0	0
91 Chapter 49 Payments	8,393,449	0	8,393,449			0			0	8,393,449	0	8,393,449
99 Other Intergovernmental charge	283,400	0	283,400			0			0	283,400	0	283,400
00 Other Resources Non-Op Expense						0			0	0	0	0
<b>Total Expenditures</b>	<b>35,416,558</b>	<b>27,803</b>	<b>35,444,361</b>	<b>903,101</b>	<b>142,452</b>	<b>1,045,553</b>	<b>5,855,280</b>	<b>0</b>	<b>5,855,280</b>	<b>42,174,939</b>	<b>170,255</b>	<b>42,345,194</b>
<b>Unaudited Beginning Fund Balance</b>	<b>7,279,617</b>	<b>7,279,617</b>	<b>7,279,617</b>	<b>420,828</b>	<b>420,828</b>	<b>420,828</b>	<b>5,236,420</b>	<b>5,236,420</b>	<b>5,236,420</b>	<b>12,936,865</b>	<b>12,936,865</b>	<b>12,936,865</b>
<b>Net Changes in Fund Balance</b>	<b>(996,218)</b>	<b>(22,525)</b>	<b>(1,018,743)</b>	<b>259,434</b>	<b>(90,700)</b>	<b>168,734</b>	<b>3,745,028</b>	<b>0</b>	<b>3,745,028</b>	<b>3,008,244</b>	<b>(113,225)</b>	<b>2,895,019</b>
<b>Projected End of Year Fund Balance</b>	<b>6,283,399</b>	<b>7,257,092</b>	<b>6,260,874</b>	<b>680,262</b>	<b>330,128</b>	<b>589,562</b>	<b>8,981,448</b>	<b>5,236,420</b>	<b>8,981,448</b>	<b>15,945,109</b>	<b>12,823,640</b>	<b>15,831,884</b>

**WIMBERLEY INDEPENDENT SCHOOL DISTRICT**  
**FY23 Student Enrollment**  
**3/6/2023**

Tuition based Pre-K 106

											Transfers	
											Employee	Non Employee
EE/PPCD	4										4	
<b>PK (drop in)</b>	PK-4	44		PK-3	20					64	3	10
Kindergarten			22	17	21	22	21	21	21	145	2	20
First Grade	21	21	22	19	22	22	18	22	21	188	3	29
Second Grade	19	20	17	21	22	21	21	21	17	179	5	25
Third Grade		22	21	21	21	21	21	21	21	169	6	24
Fourth Grade	21	20	21	20	21	21	21	21	21	187	4	23
Fifth Grade		22	23	23	23	25	24	23	23	186	4	29
Sixth Grade										234	10	30
Seventh Grade										194	5	23
Eighth Grade										230	3	33
Ninth Grade										228	1	40
Tenth Grade										205	3	28
Eleventh Grade										191	4	32
Twelfth Grade										183	3	21

<b>Enrollment Total</b>	<b>2689</b>	<b>FUNDED TOTAL:</b>	<b>2583</b>	56	367
				<b>423</b>	

**BLUE HOLE CAMPUS**  
 EC/Kindergarten - 2nd Grade 576

**JACOB'S WELL CAMPUS**  
 3rd - 5th Grade 542

**DANFORTH CAMPUS**  
 6TH - 8TH Grade 658

**HIGH SCHOOL**  
 9TH - 12TH Grade 807

*In District Enrollment* **2160** 123

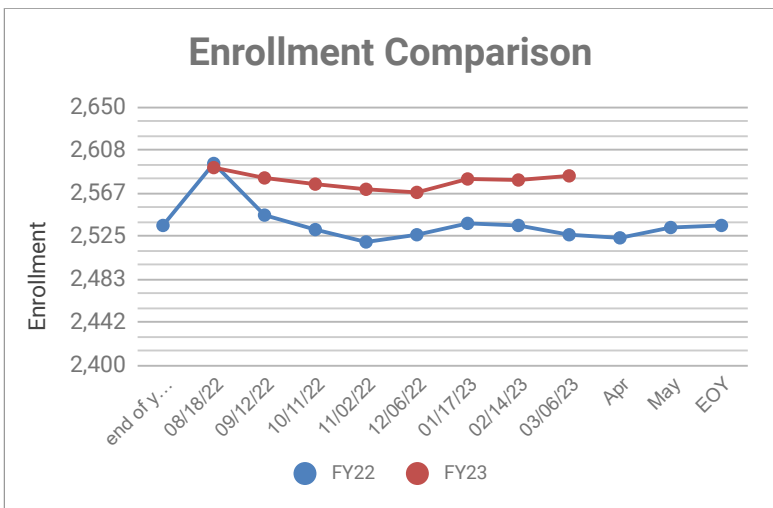
District Transfer Students	
Appx. Savings to District	
Last year's amount	
<b>\$2,530,691</b>	
Austin	4
Blanco	32
Comal	73
Dripping Spr	24
Hays	76
Leander	1
Luling	1
Navarro	2
San Marcos	210

## WIMBERLEY INDEPENDENT SCHOOL DISTRICT FY23 Student Enrollment

By Campus	05/25/22	08/18/22	09/12/22	10/11/22	11/02/22	12/06/22	01/17/23	02/14/23	03/06/23	Apr	May	EOY
Blue Hole	536	578	577	568	571	572	579	575	576			
Jacob's Well	558	522	525	528	528	530	533	538	542			
Danforth	626	660	653	653	649	648	655	656	658			
WHS	805	831	826	826	822	817	813	810	807			

All	end of	08/18/22	09/12/22	10/11/22	11/02/22	12/06/22	01/17/23	02/14/23	03/06/23	Apr	May	EOY
FY22	2535	2595	2545	2531	2519	2526	2537	2535	2526	2523	2533	2535
FY23		2591	2581	2575	2570	2567	2580	2579	2583			

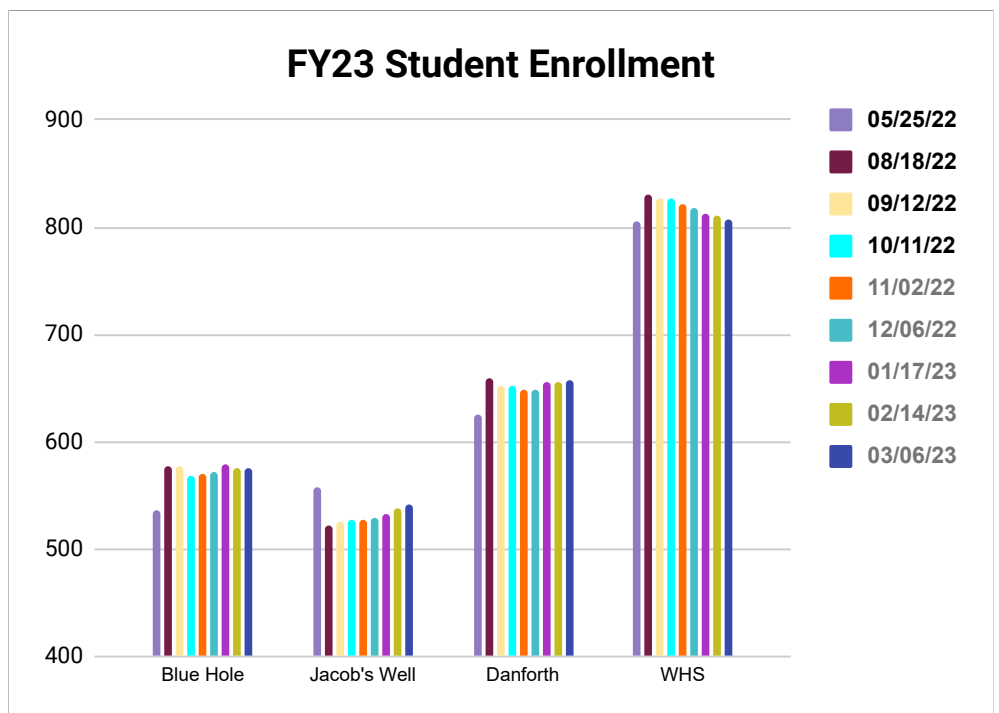
Transfer	end of	08/18/22	09/12/22	10/11/22	11/02/22	12/06/22	01/17/23	02/14/23	03/06/23	Apr	May	EOY
FY22	409	436	419	414	413	418	417	416	418	415	409	409
FY23		427	420	420	419	425	423	426	423			



All students		FY23	Transfer students	
#	Increase %		#	Increase %
56	2%	Aug	18	4%
46	2%	Sept	11	3%
40	2%	Oct	11	3%
35	1%	Nov	10	2%
32	1%	Dec	16	4%
45	2%	Jan	14	3%
44	2%	Feb	17	4%
48	2%	Mar	14	3%
0	0%	Apr	0	0%
0	0%	May	0	0%
0	0%	EOY	0	0%

Mar 2023	All Students	Transfers Students	% Transfers
District	2583	423	16%
WHS	807	132	16%
Danforth	658	104	16%
JWE	542	90	17%
Blue Hole	576	97	17%

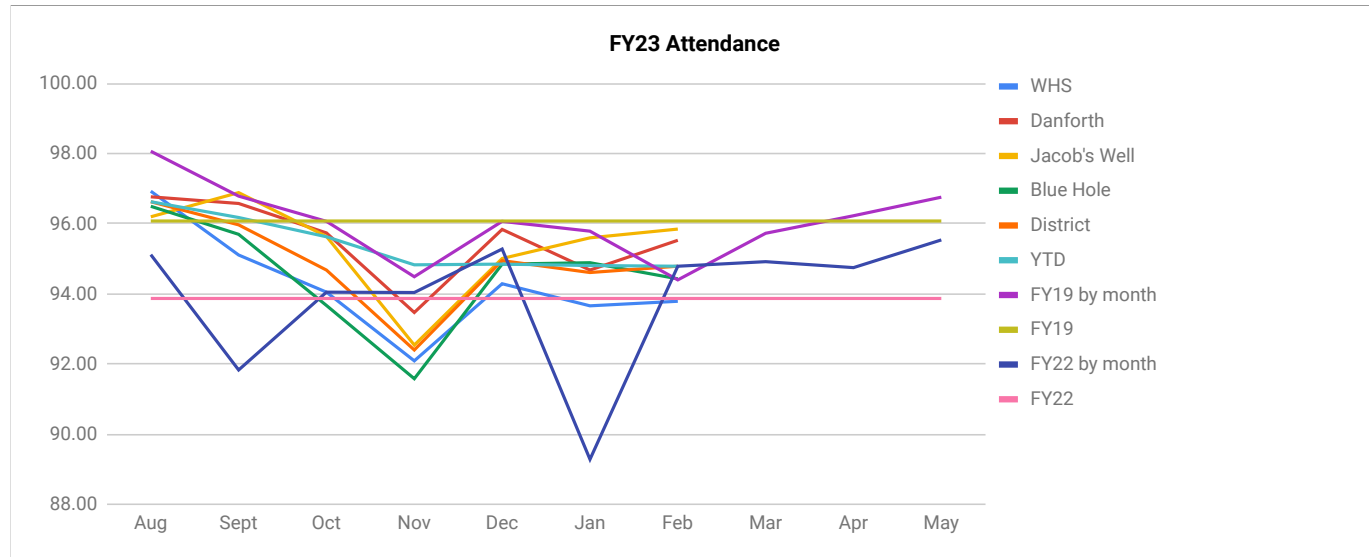
Mar 2023	
FY23 Budgeted Enrollment	2584
FY23 Actual	2583
Difference	-1
FY23 Budgeted Tution PK	84
FY23 Actual Tution PK	106
Difference	+22



**FY23 Attendance  
February 2023**

(FY19 is included in the comparison since it was the last normal year before COVID hit.)

	Aug	Sept	Oct	Nov	Dec	Jan	Feb	Mar	Apr	May
WHS	96.93	95.11	94.05	92.09	94.29	93.66	93.79			
Danforth	96.77	96.58	95.74	93.47	95.84	94.68	95.53			
Jacob's Well	96.20	96.89	95.64	92.54	95.01	95.60	95.85			
Blue Hole	96.50	95.70	93.67	91.58	94.85	94.89	94.43			
District	96.63	95.97	94.68	92.40	94.95	94.61	94.79			
YTD	96.63	96.18	95.63	94.83	94.85	94.81	94.79			
<b>FY19 by month</b>	98.07	96.79	96.07	94.49	96.07	95.79	94.4	95.73	96.23	96.76
<b>FY19</b>	96.08	96.08	96.08	96.08	96.08	96.08	96.08	96.08	96.08	96.08
<b>FY22 by month</b>	95.12	91.83	94.05	94.04	95.28	89.28	94.79	94.92	94.75	95.54
<b>FY22</b>	93.87	93.87	93.87	93.87	93.87	93.87	93.87	93.87	93.87	93.87



<b>FY23 Budgeted Attendance Rate</b>	96.50
<b>FY23 Year to Date Actual Attendance Rate</b>	94.79
<b>Difference</b>	-1.71

	FY23	FY22 Aug	
WHS	96.93	95.28	1.65
Danforth	96.77	95.70	1.07
Jacob's Well	96.20	95.64	0.56
Blue Hole	96.50	94.30	2.20
District	96.63	95.12	1.51
YTD	96.63	95.12	1.51

1.37

		Sept	
WHS	95.11	93.33	1.78
Danforth	96.58	90.97	5.61
Jacob's Well	96.89	91.91	4.98
Blue Hole	95.70	91.15	4.55
District	95.97	91.83	4.14
YTD	96.18	92.90	3.28

4.23

		Oct	
WHS	94.05	94.28	-0.23
Danforth	95.74	94.47	1.27
Jacob's Well	95.64	93.73	1.91
Blue Hole	93.67	94.49	-0.82
District	94.68	94.05	0.63
YTD	95.63	93.40	2.23

0.53

		Nov	
WHS	92.09	94.28	-2.19
Danforth	93.47	95.05	-1.58
Jacob's Well	92.54	94.54	-2.00
Blue Hole	91.58	92.67	-1.09
District	92.40	94.04	-1.64
YTD	94.83	93.57	1.26

-1.72

		Dec	
WHS	94.29	94.79	-0.50
Danforth	95.84	96.12	-0.28
Jacob's Well	95.01	95.67	-0.66
Blue Hole	94.85	95.44	-0.59
District	94.95	95.28	-0.33
YTD	94.85	93.84	1.01

-0.51

	FY23	FY22 Jan	
WHS	93.66	91.43	2.23
Danforth	94.68	88.45	6.23
Jacob's Well	95.60	87.28	8.32
Blue Hole	94.89	88.97	5.92
District	94.61	89.28	5.33
YTD	94.81	93.02	1.79

5.68

		Feb	
WHS	93.79	94.83	-1.04
Danforth	95.53	94.75	0.78
Jacob's Well	95.85	95.08	0.77
Blue Hole	94.43	94.91	-0.48
District	94.79	94.79	0.00
YTD	94.79	93.28	1.51

0.01

		Mar	
WHS		94.44	-94.44
Danforth		94.86	-94.86
Jacob's Well		95.90	-95.90
Blue Hole		95.26	-95.26
District		94.92	-94.92
YTD		93.51	-93.51

-95.12

		Apr	
WHS		93.34	-93.34
Danforth		94.49	-94.49
Jacob's Well		96.71	-96.71
Blue Hole		95.26	-95.26
District		94.75	-94.75
YTD		93.67	-93.67

-94.95

		May	
WHS		94.59	-94.59
Danforth		95.67	-95.67
Jacob's Well		96.49	-96.49
Blue Hole		96.40	-96.40
District		95.54	-95.54
YTD		93.87	-93.87

-95.79



## Minutes of Regular Meeting

### Board of Trustees

A Regular Meeting of the Board of Trustees of Wimberley Independent School District was held Monday, **Monday, February 27, 2023**, beginning at **6:00 PM** in the WISD Administration Building, 951 FM 2325, Wimberley, TX 78676.

1. Call the meeting to order and determine a quorum - The regular meeting of the Board of Trustees of the Wimberley Independent School District was called to order by Dr. Campbell at 6:00 p.m. A quorum was established with the following members present: Dr. Rob Campbell, Lexi Jones, Andrea Justus, Nathan Cross, Will Conley, Chad Canine, Ken Strange

Administrators Present: Dr. Bonewald, Jason Valentine, Moises Santiago, Lauri Grisham, Ryan Wilkes, SueAnna Thomas, Christi Moeller, Marlayna Zachary

Directors Present: Allen Bruggman, Roz Simmons, Lori Pharis

The Pledge of Allegiance to the U.S. flag was led by the Board of Trustees. Dr. Campbell held a moment of reflection.

2. Special Recognition
  - A. Student State Qualifiers
    - Swimming - Coach Jill Johnson introduced WHS student Cassidy Davis for competing in the State Swimming Competition competing in the 200 yard IM and 100 yard breaststroke.
    - Football - Coach Doug Warren introduced WHS students that were present and competed in the State Football Competition: Drew Brasher, Caden Romo, Owen O'Neal, Zach Patek, Shay Shroyer, Reid Jackson, Cody Stoever, Lane Patek, Brady Barbee, Ty Thames, Nolan Waida, Wynston Burttschell, Parker Doss, Johnny Ball and Jack Boyle.
3. PUBLIC FORUM - The following individual(s) addressed the Board during public forum:
  - Robyn Rivera - (teacher, parent) teacher thoughts on new policy changes
  - Bob Hambrick - (grandparent) policies
  - Jamie Thibodeaux - (teacher, parent) teacher concerns
  - Shannon Caldwell - (parent) special meeting response
  - Nicole Royal - (teacher) teacher concerns
  - Olivia Brechot - read statement from State Representative Carrie Isaac
  - Katie Bertteno -new policies
  - Marcie Downing - (former transfer parent) policies
  - Leia Dewell - gender fluidity and explicit materials in schools
  - Kristi Richardson - read letter from Darla Grazden, grandparent
  - Kathy Powell - read letter from Thomas Allen
  - Stephanie Colon - (parent) policies
  - Janelle Whitman – safety
  - Charley Richardson – policy
  - Sarah Zizzo - (parent) policies
  - Sammy Schyler - (student) Justus' proposal Agenda #12
  - Tracey Dean - thank you to Andrea Justus
  - Johnna B Dennis - (teacher) Local policy
  - David Martin - policy changes

Joshua Bober - (student) Agenda item #12

The Board took a break from 7:14 p.m. - 7:21 p.m.

4. PUBLIC HEARING - Texas Academic Performance Report - Jason Valentine reviewed the 2021-2022 TAPR report for the Board and public present.
5. Discuss and Consider Approval of the Current Form of a WISD-WYSA Lease Agreement and Joint Use Agreement for Submission to Hays County for Financing Package - Dr. Bonewald reviewed the status of the Wimberley Youth Sports Association project for the Board. Included in the packet is a lease agreement and a joint use agreement. Dr. Bonewald stated Hays County requested confirmation that the project is moving forward. These agreements will satisfy that request. Jarrod Robinson and Kelly Latz with WYSA were present to discuss the project with the Board. Hays County Commissioners Court approved a \$4 million allocation for this project. Jarrod Robinson stated that at this stage, there is no specific timeframe, but noted Hays County will want to utilize the funds in order to get the project completed. The lease agreement is for \$1 per year for 25 years. Motion to approve the WISD/WYSA joint use agreement and lease agreement for their financing packet. This motion, made by Will Conley and seconded by Lexi Jones, Passed. Yea: 7, Nay: 0

6. Campus Improvement Plan Quarterly Updates - Lauri Grisham reviewed the special services update and each Campus Principal reviewed their Strategic Goals Project Report quarterly update.

The Board took a break from 8:57 p.m. - 9:07 p.m.

7. Discuss and Consider Approval of Board Operating Procedures - Dr. Campbell reviewed the process for the Board Operating Procedures. Discussion was held concerning the recommended amendments. Revisions were discussed, and the Board agreed to pause on revisions at this time and to put this item on next month's agenda. Motion to table this item. This motion, made by Ken Strange and seconded by Nathan Cross, Passed. Yea: 7, Nay: 0
8. Discuss and Consider Approval of revisions to CO (Local) - Food and Nutrition Management - Jason Valentine reviewed the CO (Local) policy recommendation for the Board. The revision to this policy was to allow students with insufficient funds to continue to purchase meals up to \$20. Motion to approve the CO (Local) as presented by staff. This motion, made by Will Conley and seconded by Ken Strange, Passed. Yea: 7, Nay: 0
9. CFO's Report - Chief Financial Officer, Moises Santiago reviewed the January financials for the Board.
  - A. Financials
  - B. Check Register
10. Superintendent's Report
  - A. Jacob's Well Elementary School Safety Audit - Dr. Bonewald and the JWE campus are celebrating the success of their School Safety Audit. There were no findings documented.
  - B. Legislative Update and Budget Planning - Dr. Bonewald stated we are 50 days in on the legislative session with 90 days to go. The house appropriations subcommittee on Article 3, which is education funding met today. The Commissioner testified at the committee and recommended a minimum funding amount per campus with a per student allotment on top of that. We are looking at significant increase in spending towards school safety. PEIMS data

shows a 1.8% increase in enrollment in Texas public schools this year, about 60,000 new students. Dr. Bonewald reviewed the report from the Teacher Vacancy Task Force. He reviewed the budget planning status for the Board stating the District is currently looking at \$2 billion of property tax funds going back to the state for recapture. Recapture is one of the largest revenue sources for the state. This recapture helps the legislatures fund other items in the budget besides education.

11. Board President's Report - Dr. Campbell stated on Thursday, February 16, the Board of Trustees held a workshop to discuss numerous policy recommendations. He reviewed the Board Code of Conduct from the Board Operating Procedures for the Board.

12. Discuss and Take Action on the Creation of a Policy Review Special Committee in accordance with Board policy BDB (Local) – Dr. Campbell stated that at the conclusion of the February 16 workshop, the Board reached a conclusion to form a policy committee in accordance with board policy BDB (local). Dr. Campbell stated the Board President is responsible for appointing members to this committee. He recommended Jason Valentine, WISD Asst. Superintendent, to Chair and facilitate this committee. He asked each trustee recommend one person (non WISD employee) to serve on the committee and each campus principal to make a recommendation of one person to serve on the committee, and asked Principal Ryan Wilkes to recommend a WHS Junior and Senior student. Dr Campbell requested careful consideration of the people appointed to the committee and requested the individuals be a team player, open to other viewpoints and ideas, and desires the best for all WISD students. The deadline for these appointments is March 3, please be sure the recommendations are willing to serve before submitting the names to Dottie Busby. WISD will post the names of the committee members.

The specific charge of the Committee: Review draft policies BF (Local), CL (Local), EFA (Local), EMB (Local), FM (Local), FNAA (Local), GKDA (Local) from the February 16, 2023 Board workshop. After thorough review of these policies, provide the Board with recommendations of draft policies. If after review of these policies, other policies in relation to these policies are found, the committee will provide the Board with these draft policies. Please note this special committee is serving as a temporary and advisory position. This committee does not hold policymaking authority for Wimberley ISD though the Board will provide feedback to the committee. The committee is to report back at the March and April Board meetings as to the progress of the committee. The desired deadline for suggested policy recommendations will be at the May Board meeting.

Discussion was held concerning students' participation and Board participation on the committee. Dr. Campbell stated the students would be of an age to provide input from the student's perspective and the Board's role would be to review the policy recommendations from the committee and recommend any policy changes. Motion to reflect the Presidents recommendation on the scope on the special policy committee. This motion, made by Will Conley and seconded by Ken Strange, Passed. Yea: 6, Nay: 1, Andrea Justus: due to student participation

13. Consent Agenda - Motion to approve the consent agenda as presented excluding item 13B (January 23, 2023 minutes). This motion, made by Ken Strange and seconded by Lexi Jones, Passed. Yea: 7, Nay: 0

Motion to approve item 13B (January 23, 2023 minutes). This motion, made by Ken Strange and seconded by Will Conley, Passed. Yea: 6, Nay: 0, Abstain: 1, Lexi Jones was not present for this meeting.

- A. Student Enrollment and Attendance
- B. Minutes of the Regular Meeting, January 23, 2023
- C. Minutes of the Called Meeting, January 18, 2023
- D. Policy Update 120 including local policies:

- CKC - Safety Program/Risk Management: Emergency Plans
  - FFI - Student Welfare: Freedom from Bullying
  - FNG - Student Rights and Responsibilities: Student and Parent Complaints/Grievances
  - FO - Student Discipline
  - E. 2023-2024 District Calendar
  - F. Resolution Regarding Wage Payments During Emergency School Closing
  - G. Missed School Day Waiver for All WISD Campuses for February 2, 2023
14. Closed Session - The Board adjourned into closed session at 10:31 p.m. pursuant to Texas Government Code Section: 551.071 et seq.
- A. Deliberation Regarding Security Devices or Security Audits. *Texas Gov't Code §551.076 and §551.089*
  - B. Personnel Matters. Texas Gov't Code §551.074
    - 1) New hires/terminations/employee discipline
    - 2) Consider one-year extension of District and Campus Administrators contracts
  - C. Deliberation Regarding Real Property. Texas Gov't Code §551.072
  - D. Consultation with Attorney. Texas Gov't Code §551.071
15. The Board will reconvene and take possible action on items discussed in executive session - Presiding Officer - The Board reconvened at 11:17 p.m. Motion to renew the Administrators contracts for one year as presented. This consists of Dara Brooks, Meagan Buck, Christi Moeller, Katy Huebner, Rosalin Simmons, Jason Valentine, Moises Santiago, Shiela Parker, Douglas Warren, Robert Wilkes, SueAnna Thomas, Marlayna Zachary, and Lauri Grisham. This motion, made by Ken Strange and seconded by Andrea Justus, Passed. Yea: 7, Nay: 0  
Motion offer positions to Katherine Sparkman and Casey Baker. This motion, made by Ken Strange and seconded by Nathan Cross, Passed. Yea: 7, Nay: 0  
Motion to hire Shad Scharlach as the new Transportation Director. This motion, made by Ken Strange and seconded by Andrea Justus, Passed. Yea: 7, Nay: 0
16. Prepare for next meeting - The next regular meeting is scheduled for March 20, 2023.
17. Adjourn - There being no further business to discuss, motion to adjourn at 11:19 p.m. This motion, made by Ken Strange and seconded by Nathan Cross, Passed. Yea: 7, Nay: 0

---

Andrea Justus, Secretary

---

Dr. Rob Campbell, President



## Minutes of Special Meeting

### Board of Trustees

A Special Meeting of the Board of Trustees of Wimberley Independent School District was held Monday, **Thursday, February 16, 2023**, beginning at **5:30 PM** in the WISD Administration Building 951 FM 2325, Wimberley, TX 78676.

1. Call the Meeting to Order and Determine a Quorum - The special meeting of the Board of Trustees of the Wimberley Independent School District was called to order by Dr. Campbell at 5:33 p.m. A quorum was established with the following members present: Dr. Rob Campbell, Lexi Jones, Andrea Justus, Nathan Cross, Will Conley, Chad Canine, Ken Strange

Administrators: Dr. Bonewald, Jason Valentine, Ryan Wilkes, Christi Moeller, SueAnna Thomas, Dara Brooks, Makayla Zachary, Shiela Parker, Doug Warren, Lauri Grisham  
Directors: Roz Simmons, Tracy Ramsey, Allen Bruggman

2. Public Forum - The following individuals requested to address the Board:  
Lindsey Deringer - Policy Workshop  
Astrid Schwab - Policy Workshop
3. Policy Workshop - Dr. Campbell reviewed the request for the workshop for the Board and public present. Discussion was held concerning the specific policies listed. Dr. Bonewald recommended forming a committee to review the policies and make recommendations to the Board.  
AIB - Accountability: Performance Reporting  
BF - Board Policies  
CL - Buildings, Grounds, and Equipment Management  
EFA - Instructional Resources: Instructional Materials  
EMB - Miscellaneous Instructional Policies: Teaching About Controversial Issues  
FM - Student Activities  
FNAA - Student Expression: Distribution of Nonschool Literature  
GKDA - Nonschool Use of School Facilities: Distribution of Nonschool Literature
4. Closed Session - The Board adjourned into closed session 7:51 p.m. pursuant to Texas Government Code Section: 551.071 *et seq.*
  - A. Deliberation Regarding Security Devices or Security Audits. *Texas Gov't Code §551.076 and §551.089*
  - B. Personnel Matters. *Texas Gov't Code §551.074*
    - 1) New hires/terminations/employee discipline
  - C. Deliberation Regarding Real Property. *Texas Gov't Code §551.072*
  - D. Consultation with Attorney. *Texas Gov't Code §551.071*
5. The Board will reconvene and take possible action on items discussed in executive session - The Board reconvened at 8:13 pm.
6. Adjourn – There being no further business to discuss, motion to adjourn at 8:13 p.m. This motion, made by Ken Strange and seconded by Lexi Jones, Passed Yea: 7, Nay: 0

**WIMBERLEY INDEPENDENT SCHOOL DISTRICT  
BOARD OF EDUCATION**

**CONSENT PAGE**

---

**Subject: Revision of 2022-2023 Compensation Plan to Include Facility Use  
Management Stipend**

**Date: 3/20/2023**

**Presented by: Dr. Bonewald**

---

1. [BACKGROUND INFORMATION](#)

The scheduling and monitoring of community organization usage of WISD facilities has previously been managed by a part-time non-contract employee paid on an hourly basis. This responsibility is now held by a full-time professional contract employee. In order to compensate an employee in this employment category, the District needs to establish a pay rate via a stipend as opposed to an hourly rate. Therefore, the Board is being asked to consider the approval of a Facility Use Management Stipend.

As a part of this revision, there are also two previous stipends, "District Federal Programs/Assessment Coordinator" and "Threat Management Team Coordinator (Safety)", that are being removed from the previously approved Compensation Plan. These roles and responsibilities are now encompassed within the job descriptions of our Assistant Superintendent and our Safety Director.

2. [ADMINISTRATIVE RECOMMENDATION](#)

Approve Compensation Plan revision as recommended by Administration.

3. [BOARD ACTION REQUIRED](#)

**Wimberley Independent School District**  
**Stipend Pay Structure**  
**For the Fiscal Year Ending August 31, 2023**

Department	Description	2023 Amount
<u>Districtwide:</u>	Website Coordinator	\$ 2,500
<u>Campus Admin:</u>	BHP Registrar	\$ 3,500
	JWE Registrar	\$ 3,500
	JH Registrar	\$ 3,500
	HS Registrar	\$ 3,500
	P3 Duty Stipend	\$ 1,000
<u>Curriculum:</u>	504 Coordinator	\$ 1,500 to \$ 3,000
	After School Director(Enterprise Fund)	\$ 5,000
	Agriculture FFA Advisor	\$ 3,000
	AP Academic Coach	\$ 2,000
	AP/UT OnRamps Courses (Tier I)	\$ 1,000
	AP/UT OnRamps Courses (Tier II)	\$ 1,500
	Band Asst Director	\$ 4,500
	Band Director	\$ 8,000
	Bilingual (PK-5)	\$ 1,500
	Bus Stop Supervisor	\$ 1,400
	Choir	\$ 3,000
	Class Sponsor(Junior/Senior)	\$ 500
	Department Head	\$ 1,200 up to 5% of Salary
	Drama-One Act Play	\$ 2,500
	District Transition and Employment Designee (Sped)	\$ 2,500
	ESL Coordinator-Campus	\$ 500
	ESL Coordinator-District	\$ 2,500
	<b>Facility Use Management</b>	<b>\$ 5,000</b>
	Grade Level Chairs(PK-5)	\$ 500
	Librarian(Tech/IPADS)	\$ 2,500
	LSSP Stipend	\$ 1,000
	Master	\$ 1,500
	Math/Science (6-12) Starts at \$1,000 increases \$200 each year up to \$4,000 at step 10	\$ 1,000 up to \$ 4,000
	Model United Nations	\$ 1,500
	National Honor Society	\$ 1,000
	National Junior Honor Society	\$ 500
	National Technical Honor Society	\$ 1,000
	Robotics	\$ 2,000
	Special Olympics - Head of Delegation	\$ 1,500
	Special Olympics Coach (HS)-per sport	\$ 400
	Special Education Inclusion/Resource	\$ 1,000
	Speech Language Pathologist/Bilingual	\$ 1,500
	Speech/Debate - HS	\$ 1,500
	Student Council(2-8)	\$ 500
	Student Council(9-12)	\$ 1,000
	Theater- HS	\$ 4,500
	UIL Academic Coach (HS)	\$ 500
	(a) Destination Imagination/Science Fair Sponsor (JWE/JH)	\$ 150
"Event/Meet" is defined below	Destination Imagination/Science Fair Sponsors (Not Riding	
"Event/Meet" is defined below	(a) Bus/Attending Event)-JWE/JH per Event	\$ 75
"Event/Meet" is defined below	Destination Imagination/Science Fair Sponsors (Overnight	
"Event/Meet" is defined below	(a) stay)-JWE/JH per Event	\$ 125
"Event/Meet" is defined below	Destination Imagination/Science Fair Sponsors (Riding	
"Event/Meet" is defined below	(a) bus/attending Event)-JWE/JH per Event	\$ 100
"Event/Meet" is defined below	(a) UIL Academic Coach (JH)	\$ 300
"Event/Meet" is defined below	UIL Academic Meet (Not Riding Bus/Attending Meet)-	
"Event/Meet" is defined below	(a) JH/HS per Meet	\$ 100
"Event/Meet" is defined below	(a) UIL Academic Meet (Overnight stay)-JH/HS per Meet	\$ 200
"Event/Meet" is defined below	UIL Academic Meet (Riding bus/attending Meet)-JH/HS per	
"Event/Meet" is defined below	(a) Meet	\$ 100
	UIL Coordinator-District/HS	\$ 3,500
	UIL Coordinator-JH	\$ 1,200
	Yearbook - HS/JH	\$ 1,000
	Auxilliary Staff Retention Incentive Plan	\$ 750 up to \$ 1,000
	(a) Paid upon completion of duties.	

# Board Meeting Date Changes

## 2023-2024 School Year

Nov-23						
Sunday	Monday	Tuesday	Wednesday	Thursday	Friday	Saturday
			1	2	3	4
5	6	7	8	9	10	11
12	13	14	15	16	17	18
19	20	21	22	23	24	25
26	27	28	29	30		
Jan-24						
Sunday	Monday	Tuesday	Wednesday	Thursday	Friday	Saturday
	1	2	3	4	5	6
7	8	9	10	11	12	13
14	15	16	17	18	19	20
21	22	23	24	25	26	27
28	29	30	31			
Feb-24						
Sunday	Monday	Tuesday	Wednesday	Thursday	Friday	Saturday
				1	2	3
4	5	6	7	8	9	10
11	12	13	14	15	16	17
18	19	20	21	22	23	24
25	26	27	28	29		

**NOTES:**

**13-Proposed meeting date**

20-Regular Board meeting date

20-25 Waiver Days/ Thanksgiving Break

1-2 Holiday

3-4 Teacher Waiver days

5-Teacher workday

15-MLK, Jr. Day/Regular meeting schedule

**22-Proposed meeting date**

**12-Proposed meeting date**

16-Professional Development Day

19-President's Day/Regular meeting schedule