

MINEOLA INDEPENDENT SCHOOL DISTRICT

AGENDA

REGULAR SESSION - MONDAY, APRIL 18, 2016 - 6:00 PM

**MINEOLA ISD ADMINISTRATION BUILDING
1695 W LOOP 564
MINEOLA, TX 75773**

A. Call to Order	3
Roll Call, Establishment of Quorum	
B. Invocation, Pledges and Introductions 7:00 p.m.	4
C. Donations and Gifts	
D. Recognitions and Celebrations	5
E. Superintendent Reports	
1. Consider Approval of MISD Strategic Plan 2016	8
F. Action Items	
1. Consent Agenda	
a. Minutes of Meetings Held By the Mineola ISD Board of Trustees	14
2. New and Unfinished Action Items	
a. Consider 2015-2016 Budget Amendment	19
b. Consider Acceptance of High Bid Received on Resale Property R23583	
c. Consider Resolution Accepting the Bid and Ratifying Contract for Wood County Special Education Shared Services Arrangement Property	
d. Consider Approval of the Real Estate Contract for Wood County Special Education Shared Services Arrangement Property	
G. Information Items	
1. Financial reports for March	20
2. Tax collection report	76

3. Enrollment - Attendance Report	77
4. 2016 Estimated Property/Mineral Values	78
H. Public Forum (Public Comments)	79
I. Upcoming District Events and Announcements	
J. Executive Session	
held for the purposes authorized by the Texas Open Meetings Act, Texas Government Code Section 551.071 et seq. concerning any and all purposes permitted by the Act including:	
1. Consultation with school attorney for legal advice concerning personnel matters. (Tex.Gov't. Code §551.071).	
2. Discuss personnel or to hear complaints against personnel. (Tex. Gov't Code §551.074).	
3. Discussion of purchase exchange or lease of real property. (Tex. Gov't Code §551.072).	
4. Discussion of Board and Superintendent Goals - AE(LEGAL), BJCD(LOCAL).	
5. Discussion concerning personnel resignations, probationary contract terminations, proposed contract terminations, proposed contract modification, proposed nonrenewal of all district employees, terminations, and retirement. (Tex. Gov't. Code §551.074).	
6. Evaluation of Superintendent	
K. Reconvene from Executive Session	
L. Consider Information and Action on Items Discussed in Executive Session	
1. Professional Contracts for 2016-2017	
M. Adjournment	

Agenda Item A - Call to Order

Roll Call (Establishment of Quorum)

Dr. John Abbott

Mr. Regan Brandon

Mr. Carlist Brinkley

Dr. Kyle Gully

Mrs. Holly Mischnick

Mr. Kellam Newell

Mrs. Jill Quiambao

Agenda Item B – Invocation and Pledges

Invocation

Pledge of Allegiance

United States of America

“I pledge allegiance to the Flag of the United States of America, and to the Republic for which it stands, one Nation under God, indivisible, with Liberty and Justice for all.”

Texas State Flag

"Honor the Texas flag; I pledge allegiance to thee, Texas, one state under God, one and indivisible."

Agenda Item D - Recognitions and Celebrations

Family, Career and Community Leaders of America (FCCLA)

Four Mineola High School students placed first and third at the FCCLA Regional meeting and advanced to the State FCCLA Leadership competition.

First Place (Regional) – Sports Nutrition



Carson Jones and Elizabeth Ricks

Third Place (Regional) – National Programs



Itzel Guzman and Taylor Brown

Teacher of the Year

The Mineola Kiwanis Club asked every campus in Mineola I.S.D. to nominate one of their teachers for Teacher of the Year. A Kiwanis Club committee read the nominations and then made their decision.

MISD
Teacher of
the Year



Mrs.
Susan Witt



Susan Witt and
Mike Sorenson, MMS Principal

Congratulations to all
the MISD campus
teacher of year
recipients!



Susan Witt was chosen by the Kiwanis as Teacher of the year for Mineola Independent School District. She was nominated by the middle school campus. As the Teacher of the Year for our district, Mrs. Witt is eligible to run for Teacher of the Year (Secondary) for Education Service Center (ESC) Region 7.

Syntha Pierce is Mineola Elementary School's Teacher of the Year and is eligible to run for Teacher of the Year (Elementary) for ESC Region 7.



Syntha Pierce and
Jeni Massey, MPS Principal

Amy Anderson is Mineola Primary School's Teacher of the Year.



**Amy Anderson and
Venita Watts, MPS Principal**

Monica Brannan is Mineola High School's Teacher of the Year.



**Monica Brannan and
David Sauer, MHS Principal**

DRAFT
Mineola ISD
Strategic Plan



Mineola Independent
School District

Presentation to Committee
April 1, 2016

Mineola ISD Strategic Planning Committee Members

Robin Averett
Teri Bedford
Luke Blackwell
Demethrius Boyd
Cynthia Clark
Kara Ellerbee
Shane Elmore
Marianne Eubanks
Ange Everett
Reagan Fischer
Anna Galaz
Jason Henderson
Martha Holmes
Jayne Lankford

Sheronda London
Jo McCarty
Shawn McQuilliams
Mark Neeley
Kellam Newell
Donna Palmer
Jim Phillips
Waymon Ragsdale
Veronica Rivera
Hector Rodriguez
Mike Sorenson
Elaine Tuck
Kim Tunnell
Devante Williams

Design Team Members

Design Team 1: We will ensure all students have a safe environment.

Team Leader: Melisia Foster

Kendall Banks
Hope Brinkley
Amy Castleberry
Carla Dobbs
Jaime Finley

Karen Griffith
Cynthia Karch
Mindy Redding
Joy Stuart

Design Team 2: We will ensure a culture of innovation among staff and students.

Team Leader: Kendall Gould

Beth Bell
Shawna Blalock
Monica Brannan
Sabrina Dean
Sheree Griffin
Kelly Johnson

Kara Ledkins
Jeni Massey
Ricky Quiambao
Susan Witt
Todd Witt

Design Team 3: We will ensure a supportive system that develops exceptional staff.

Team Leader: Jennifer Knipp

Leon Anderson
Michelle Dudley
Christi Gully
Mike Griffith
Brenda McClenny
Jim McClenny

Annette Pecorino
Lisa Phillips
Uris Roberson
Venita Watts
Stacy Wedding

Design Team 4: We will ensure open communication with the community that is timely and relevant.

Team Leader: Tom Turner

Michelle Fischer
Becky Moore
Raquel Palma
Jason Ray

Hector Rodriguez
Marcos Rodriguez
Trisha Shockley
Kevin White

Design Team 5: We will ensure that our facilities support a learner-centered environment.

Team Leader: David Sauer

Regan Brandon
Warren Brown
John Callison
Sam Curry
Carlo D'Angelo
Katherine Elmore

Ange Everett
Christie Marlow
Tameka O'Neal
Claudia Rojas
Toscha Sneed

MINEOLA ISD STRATEGIC PLAN
DRAFT April 4, 2016

Our VISION

Mineola ISD: Committed to Your Children, Their Future, Our Legacy.

Our MISSION

Mineola Independent School District, in partnership with the community, is dedicated to developing lifelong learners and leaders prepared to contribute to a diverse and dynamic world.

Our CORE VALUES

Respect

Empathy

Resilience

Integrity

Ambition

Our PARAMETERS

Decisions will be made in the best interest of our children.

Learning is our core business.

We will be good stewards of taxpayer dollars.

We will not allow government regulations to impede opportunities for our students' education.

Our OBJECTIVES

All students will benefit by attracting and retaining excellent staff.

All students will have the opportunity to develop their individual interests and abilities in a safe and innovative environment.

All students will grow through strong community partnerships.



Strategies and Result Statements *(to accomplish Objectives)*

Strategy 1: We will ensure all students have a safe environment.

- #1 Provide a safe and secure physical environment through a partnership with community, local emergency officials, parents, students, and staff.
- #2 Address the needs of the “whole student” by providing the character, behavior, social, and emotional skills needed for today’s learners.

Strategy 2: We will ensure a culture of innovation among staff and students.

- #1 Engage students in flexible and personalized learning experiences.
- #2 Develop leadership capacity within the entire school, including students, staff and community.
- #3 Apply appropriate, effective, and efficient resources to provide a blended learning environment.

Strategy 3: We will ensure a supportive system that develops exceptional staff.

- #1 Provide a positive culture of support to all staff members.
- #2 Develop proficient educators through professional learning opportunities in order to provide high quality instruction.

Strategy 4: We will ensure open communication with the community that is timely and relevant.

- #1 Reach all populations of Mineola ISD and the Mineola community in an effective and timely manner.
- #2 Join the community and the schools in a seamless, mutual relationship of communication, involvement, and service.

Strategy 5: We will ensure that our facilities support a learner-centered environment.

- #1 Provide students a fine arts Pre-K through 12 program emphasizing an environment of excellence through dance, music, theater, and visual arts in collaboration with the community.
- #2 Create innovative learning spaces to facilitate student collaboration, engagement, and creativity through the efficient use of taxpayer funds.
- #3 Expose all Pre-K through 12th grade students to a variety of career and technical programs.

ORDER OF BUSINESS FOR THE REGULAR BOARD MEETING SCHEDULED FOR THE MINEOLA INDEPENDENT SCHOOL DISTRICT HELD IN THE MIDDLE/PRIMARY SCHOOL CAFETERIA AT 6:00 P.M., MARCH 21, 2016---MINUTES

A. Call to Order

Executed by Board President, Regan Brandon, at 6:02 p.m.

Roll Call

Establishment of a quorum:

Regan Brandon, President
Dr. John Abbott, Vice President
Dr. Kyle Gully, Secretary (left at 6:58)
Carlist Brinkley
Holly Mischnick
Kellam Newell
Jill Quiambao

**B. Executive Session – Section 551.074, Texas Government Code
Personnel (Appointment, Employment, Evaluation, Reassignment of Duties,
Discipline, Dismissal, and Complaint, Evaluation of Superintendent)**

The board presiding officer, Regan Brandon, made the following announcement in open session prior to the closed session: “At this time the board has business pertinent to Texas Government Code Section 551.074, which should be conducted in closed session. Let the Official Minutes indicate that closed session is now declared at 6:02 p.m., on Monday, March 21, 2016, for the Mineola Independent School District Board of School Trustees.”

The board presiding officer made the following announcement at the end of closed session: “Let the Official Minutes indicate that the Board entered open session at 6:58 p.m., March 21, 2016. The floor is now open for business.”

C. Reconvene from Executive Session

The Board reconvened from Executive Session.

D. Invocation, Pledges of Allegiance, and Welcome Visitors

The invocation was led by Kellam Newell

The Pledge of Allegiance to the American flag and Texas flag was led by Mineola High School cheerleaders.

E. Consider Information and Action on Items Discussed in Executive Session

1. Consider Approval of Instructional Media and Technology Specialist Job Description

A motion was made by Kellam Newell and seconded by Carlist Brinkley to approve the description of Instructional Media and Technology Specialist job as presented.

Motion Carried 6-0

2. Consider Approval of Contracts for Professional Educators for 2016-2017

A motion was made by Jill Quiambao and seconded by Dr. John Abbott to to extend term contracts pursuant to Mineola I.S.D. Board Policy and Administrative Regulation, subject to assignment and reassignment, and commensurate with current board policy and established salary schedule for school professional staff as follows:

Amy Anderson, Bruce Armstrong, Deborah Armstrong, Kim Armstrong, Suanne Bardwell, Teri Bedford, Beth Bell, Christiann Bjork, Leslie Bloodworth, Tamara Bolden, Chris Brannan, Monica Brannan, Johnny Callison, Kari Callison, Jerald Cameron, Amy Castleberry, Cynthia Clark, Teresa Crume, Terri Dievendorf, Kim Dodgen, Glen Dossett, Michelle Dudley, Kara Ellerbee, Marcie Fletcher, Pam Fletcher, Melisia Foster, Bonnie Garrett, Beth Godair, Jason Goodson, Wendi Gowan, Stephanie Griffin, Sylvia Harris, Pam Haston, Patty Hawkins, Julie Heard, Calynn Holland, Kim Howard, Tennette Iley, Kelly Johnson, Shannon Kindle, Kara Ledkins, Debbie Leibowitz, Nicole Little, Susan Lomanto, Theresa Mallory, Lori McKinney, Phillip Moore, Jana Nance, Karen Newkirk, Raquel Palma, Donna Palmer, Annette Pecorino, Mollie Peterson, Tina Peterson, Debbie Phillips, Jim Phillips, Lisa Phillips, Leslie Pierce, Syntha Pierce, Shelly Pollard, RaeAnn Pruitt, Mindi Redding, Jennifer Reece, Lana Rhodes, Elaine Richardson, Uris Roberson, Anissa Rodgers, Hector Rodriguez, Jeni Sauer, Shelly Self, Nelda Shipp, Julia Smith, Laurie Sorrells, Christine Spofford, Joy Stuart, Kathi Sulin, Dacia Taylor, Debbie Taylor, Trolanda Terrell, Cristen Tucker, Tom Turner, Aleshia Walker, Kara Walters, Stacy Wedding, Heather Wells, Lori White, Amanda Whitecotton, Shelly Whitney, Kim Witt, Susan Witt, Staci Wyman

and

to extend term dual contracts pursuant to Mineola I.S.D. Board Policy and Administrative Regulation, subject to assignment and reassignment, and commensurate with current board policy and established salary schedule for school professional staff as follows:

Stephen Almuete, Jim Best, Luke Blackwell, Laura Dennis, Billy Dunn, Melissa Fisher, Travis Jackson, Kyle Little, Rheagan Penn, Brian Pullum, Bill Self, Haley Stanley, Ryan Steadman, Jeff Tittle, Kerry VanCleave, John VanDover, Josh Wheeler

and

to extend probationary contracts pursuant to Mineola I.S.D. Board Policy and Administrative Regulation, subject to assignment and reassignment, and commensurate with current board policy and established salary schedule for school professional staff as follows:

Laura Beam, Rhonda Clark, Michelle Johnson, Ben Palmer, Marcos Rodriguez, Holly Stuart

and

to extend probationary dual contracts pursuant to Mineola I.S.D. Board Policy and Administrative Regulation, subject to assignment and reassignment, and commensurate with current board policy and established salary schedule for school professional staff as follows:

Edward Hawkins, Tony Riley

and

to extend a non-certified contract¹⁵ pursuant to Mineola I.S.D. Board Policy and Administrative Regulation, subject to assignment and reassignment, and

commensurate with current board policy and established salary schedule for school professional staff to **Jerad Coburn**

Motion Carried 6-0

A motion was made by Jill Quiambao and seconded by Kellam Newell to extend term contracts pursuant to Mineola I.S.D. Board Policy and Administrative Regulation, subject to assignment and reassignment, and commensurate with current board policy and established salary schedule for school professional staff as follows:

Gayna Christian, Jane Sinopoli, Benegene Kirkpatrick, Stacey Sager Jeannie Thompson, Lana Freeman, Wendy Wattts, Juanita Kile, Jana Satterfield, Reed Starnes, Michelle Randell, Stacy Antoine, Jowell Peden and

to extend non-certified contracts pursuant to Mineola I.S.D. Board Policy and Administrative Regulation, subject to assignment and reassignment, and commensurate with current board policy and established salary schedule for school professional staff to **Nancy Flournoy, Jennifer Taylor, Mike Tresca, Sarah Tresca, Katherine Currie, Mary Elaine, Kelsey Narramore**

Motion Carried 6-0

3. Consider Approval of Professional Contracts for Administrators

A motion was made by Holly Mischnick and seconded by Carlist Brinkley to to extend an administrator contract with the beginning date of September 1, 2016 and ending date of August 31, 2018 pursuant to Mineola I.S.D. Board Policy and Administrative Regulation, subject to assignment and reassignment, and commensurate with current board policy and established salary schedule for a school administrator to **William Bjork, Joe Drennon, Angeleia Everett, Kendall Gould, David Sauer, Jeni Massey, Mike Sorenson, Venita Watts** and

to extend an administrator contract with the beginning date of September 1, 2016 and ending date of August 31, 2017 pursuant to Mineola I.S.D. Board Policy and Administrative Regulation, subject to assignment and reassignment, and commensurate with current board policy and established salary schedule for a school administrator to **Todd Karch and Jennifer Knipp**

Motion Carried 6-0

4. Consider Approval of Superintendent Contract Language

A motion was made by Carlist Brinkley and seconded by Holly Mischnick to approve the superintendent contract language as presented

Motion Carried 6-0

F. Recognitions and Celebrations

Mineola High School cheerleaders were recognized for earning second place at the UIL Texas Spirit State competition.

Business Professionals of America (BPA) students were recognized for their participation in State competition. The Parliamentary Procedure Team placed third, making them alternate to Nationals.

The Board recognized high school DECA students who participated in State competition.

The Board celebrated Mineola Middle School teacher, Jim Phillips, being given the Mary Jon and J.P. Bryan Leadership in Education Award.

Kim Myers, Student Nutrition Director, was recognized for her efforts resulting in an EXCELLENT rating during an Administrative Review.

Item F was taken before item E

G. Information Items (No Action Required)

- 1. Financial Report for February**
Mr. Bjork presented the financial report for February
- 2. Tax Collection Report for February**
Mr. Bjork presented the tax report for February
- 3. Enrollment–Attendance Report**
William Bjork reviewed the enrollment-attendance report

H. Public Forum (Public Comments)

There were no public comments.

I. Public Hearing to Discuss Becoming a District of Innovation – TEC Chapter 12A

After the Public Hearing, a motion was made by Jill Quiambao and seconded by Kellam Newell to initiate the process for becoming a District of Innovation.

Motion Carried 6-0

J. Action Items

- 1. Consent Agenda**
 - a. Minutes of Meeting Held by the Mineola I.S.D. Board of Trustees**
***February 22, 2016 Regular Meeting**
 - b. Lake Country Playhouse Tax Exemption Request**
 - c. Instructional Materials Allotment and TEKS Certification, 2016-2017**

A motion was made by Holly Mischnick and seconded by Carlist Brinkley to Approve (a) the Minutes of a meeting held by the Mineola ISD Board of Trustees on February 22, 2016 Regular Meeting; (b) Lake Country Playhouse Tax Exemption Request; (c) Instructional Materials Allotment and TEKS Certification, 2016-2017

Motion Carried 6-0

Class Rank

A Motion was made by Kellam Newell and seconded by Jill Quiambao to (d) Adopt Policy EIC (LOCAL) Academic Achievement – Class Rank as presented

Motion Carried 6-0

Item J.1.d was taken after J.2.b.

2. New and Unfinished Action Items

a. Texas Association of School Boards (TASB) Localized Update 104

A motion was made by Kellam Newell and seconded by Jill Quiambao to Adopt TASB Localized Update 104

Motion Carried 6-0

b. Consider Approval of Final Lease for Building Owned by Wood County Special Education Shared Services Arrangement

A motion was made by Holly Mischnick and seconded by Carlist Brinkley to approve the final lease for building owned by WCSESSA as presented.

Motion Carried 6-0

K. Superintendent Reports

Mrs. Tunnell gave a report on:

1. DAEP Program
2. Strategic Planning

3. Mrs. Tunnell led the discussion on items
 - a. Stadium Seating Access
 - b. TASB Summer Leadership Institute
 - c. Sustainability Plan for 21st Century Grant
 - d. Board Operating Procedures

L. Upcoming District Events and Announcements

Kim Tunnell gave updates and made announcements

M. Adjournment

Board President, Regan Brandon, adjourned the meeting.

APPROVED THIS 18th DAY OF APRIL, 2016.

Board President

Board Secretary

Action Item F.2.a

Budget Amendments

Background: The following amendments are being requested by myself. These amendments will add The Meredith Foundation gifts to the budget. The Primary School Lab upgrade, Walkway/Awning/Fencing around Vo Ag, Stadium Access and Scholarships.

Recommendation: Approve the amendments

Expenditure Budget

Add to Expenditure Budget:

199-11-6649.99-101-6-11	Equipment	\$52,000.00
199-51-6649.06-999-6-99	Contracted Services	\$16,000.00
199-81-6629.10-999-6-99	Stadium	\$73,400.00
199-2110.03-6	Scholarships	\$30,000.00

Add to Revenue Budget:

199-5744.00-000-6	Gifts-Meredith	\$171,400.00
-------------------	----------------	--------------

Contact: William Bjork

Sample Motion:

"I move the approval of this amendment to the 2015-2016 Expenditure and Revenue Budget.

	A	B	C	D	E	F	G	H	I					
1	MINEOLA INDEPENDENT SCHOOL DISTRICT													
2														
3														
4										2015-2016 BUDGET				
5										AS OF 3/31/16				
6														
7	GENERAL FUND													
8	FUND 199					BUDGETED	EXPENDED	ENCUMBERED/ ACCRUED	BALANCE					
9														
10						<i>00-NO FUNCTION</i>								
11														
12	TRANSFER OUT					0.00	0.00	0.00	0.00					
13														
14						<i>11-INSTRUCTION</i>								
15														
16	PAYROLL					7,172,542.00	3,345,570.65	878,374.14	2,948,597.21					
17	TOTAL					7,172,542.00	3,345,570.65	878,374.14	2,948,597.21					
18														
19	FINGERPRINTING-HS					0.00	0.00	0.00	0.00					
20	FINGERPRINTING-MS					0.00	0.00	0.00	0.00					
21	FINGERPRINTING-PS					0.00	94.90	0.00	(94.90)					
22	FINGERPRINTING-ES					0.00	0.00	0.00	0.00					
23	CONT SERV-CIS-HS					0.00	0.00	0.00	0.00					
24	STUDENT TUTION-HS					35,700.00	9,961.50	0.00	25,738.50					
25	COMPUTER AND COPIER REPAIR/MAINT-HS					5,500.00	4,125.00	300.00	1,075.00					
26	COMPUTER AND COPIER REPAIR/MAINT-MS					5,500.00	4,000.00	0.00	1,500.00					
27	COMPUTER AND COPIER REPAIR/MAINT-PS					5,500.00	4,329.00	0.00	1,171.00					
28	COMPUTER AND COPIER REPAIR/MAINT-ES					5,500.00	4,000.00	0.00	1,500.00					
29	GENERAL REPAIR-HS					4,425.00	0.00	0.00	4,425.00					
30	CONTRACTED SERVICE-DRAMA					0.00	0.00	0.00	0.00					
31	BAND INSTRUMENT REPAIR-HS					6,000.00	1,961.55	0.00	4,038.45					
32	BAND INSTRUMENT REPAIR-MS					3,500.00	1,200.20	0.00	2,299.80					
33	REPAIR-HS-SCIENCE					0.00	0.00	0.00	0.00					
34	REPAIR-MS-SCIENCE					0.00	0.00	0.00	0.00					
35	PHOTOGRAPHY REPAIR/MAINT-HS					0.00	0.00	0.00	0.00					
36	REPAIR-CAREER & TECH-HS					0.00	0.00	0.00	0.00					
37	VO AG-MAINT-HS					1,000.00	375.00	0.00	625.00					
38	HOMEMAKING MAINT-HS					750.00	0.00	0.00	750.00					
39	AUTO MECH MAINT-HS					1,000.00	926.01	0.00	73.99					
40	LEASE/RENTAL-VOC AG					0.00	0.00	0.00	0.00					
41	LEASE/RENTAL-AUTO MECHANICS					75.00	75.00	0.00	0.00					
42	REPAIR-MS-SP ED					0.00	0.00	0.00	0.00					
43	RENTAL DRIVER'S ED-HS					0.00	0.00	0.00	0.00					
44	CONT-SERV-COMPUTERS-HS					6,000.00	5,507.42	323.61	168.97					
45	CONT SERV-COMPUTERS-HS C/T					0.00	0.00	0.00	0.00					
46	CONT SERV-COMPUTERS-HS ALLOTMENT					39,750.00	8,428.00	0.00	31,322.00					
47	CONT-SERV-COMPUTERS-HS-ESL					0.00	0.00	0.00	0.00					
48	CONT SERV-COMPUTERS-MS					15,000.00	3,722.42	899.61	10,377.97					
49	CONT SERV-COMPUTERS-MS-ST COMP					0.00	0.00	0.00	0.00					
50	CONT SERV-COMPUTERS-MS-ESL					0.00	0.00	0.00	0.00					

	A	B	C	D	E	F	G	H	I
51	CONT SERV-COMPUTERS-PS					15,000.00	2,076.25	323.61	12,600.14
52	CONT SERV-COMPUTERS-PS ESL					0.00	0.00	0.00	0.00
53	CONT SERV-COMPUTERS-PS-ST COMP					0.00	0.00	0.00	0.00
54	CONT SERV-COMPUTERS- ES					6,560.00	3,723.91	323.60	2,512.49
55	CONT SERV-COMPUTERS-ES-ESL					0.00	0.00	0.00	0.00
56	CONT SERV-COMPUTERS-ES-ST COMP					0.00	0.00	0.00	0.00
57	CONT SERV-TECHNOLOGY-HS					2,500.00	450.00	604.98	1,445.02
58	CONT SERV-TECHNOLOGY-MS					2,500.00	0.00	529.98	1,970.02
59	CONT SERV-TECHNOLOGY-PS					2,500.00	0.00	150.00	2,350.00
60	CONT SERV-TECHNOLOGY-ES					2,500.00	0.00	0.00	2,500.00
61	TOTAL					166,760.00	54,956.16	3,455.39	108,348.45
62									
63	INST SUPPLIES-HS					14,000.00	6,871.64	3,000.00	4,128.36
64	INST SUPPLIES-HS-G/T					0.00	0.00	0.00	0.00
65	INST SUPPLIES-HS-ESL					300.00	0.00	282.00	18.00
66	INST SUPPLIES-HS-ST COMP					1,300.00	87.18	474.00	738.82
67	INST SUPPLIES-HS-ENTENDED DAY					200.00	102.29	97.71	0.00
68	INST SUPPLIES-HS ALLOTMENT					2,000.00	0.00	0.00	2,000.00
69	INST SUPPLIES-MS					12,500.00	6,781.15	5,121.73	597.12
70	INST SUPPLIES-MS-G/T					1,600.00	1,491.84	0.00	108.16
71	INST SUPPLIES-MS-ESL					413.08	396.92	16.16	(0.00)
72	INST SUPPLIES-MS-ST COMP					1,500.00	914.02	0.00	585.98
73	INST SUPPLIES-MS-EXTENDED DAY					0.00	0.00	0.00	0.00
74	INST SUPPLIES-PS					15,000.00	9,291.39	3,040.00	2,668.61
75	INST SUPPLIES-PS-G/T					500.00	494.63	0.00	5.37
76	INST SUPPLIES-PS-ESL					500.00	205.63	0.00	294.37
77	INST SUPPLIES-PS-ST COMP					0.00	0.00	0.00	0.00
78	INST SUPPLIES-PS-AFTER SCHOOL					0.00	0.00	0.00	0.00
79	INST SUPPLIES-ES					18,000.00	5,070.70	3,000.00	9,929.30
80	INST SUPPLIES-ES-G/T					400.00	114.26	86.00	199.74
81	INST SUPPLIES-ES-ESL					300.00	250.02	0.00	49.98
82	INST SUPPLIES-ES-ST COMP					2,000.00	217.44	0.00	1,782.56
83	INST SUPPLIES-ES-AFTER SCHOOL					1,000.00	71.76	500.00	428.24
84	IST SUPPLIES-CURRICULUM-ES					0.00	0.00	0.00	0.00
85	SUPPLIES-DISTRICT					0.00	0.00	0.00	0.00
86	GENERAL SUPPLIES-HS					7,750.00	0.00	0.00	7,750.00
87	GENERAL SUPPLIES-MS					3,932.91	0.00	0.00	3,932.91
88	GENERAL SUPPLIES-PS					5,000.00	0.00	0.00	5,000.00
89	GENERAL SUPPLIES-ES					4,500.00	0.00	0.00	4,500.00
90	ENGLISH-HS					1,600.00	415.73	0.00	1,184.27
91	ENGLISH-MS					2,800.00	914.27	0.00	1,885.73
92	SPEECH-HS					150.00	0.00	0.00	150.00
93	SPEECH-MS					0.00	0.00	0.00	0.00
94	JOURNALISM-HS					1,000.00	300.00	0.00	700.00
95	JOURNALISM-MS					0.00	0.00	0.00	0.00
96	DRAMA-HS					4,000.00	2,539.60	514.95	945.45
97	DRAMA-MS					375.06	185.06	190.00	0.00
98	READING-MS					250.00	0.00	0.00	250.00
99	SPANISH-HS					200.00	0.00	0.00	200.00

	A	B	C	D	E	F	G	H	I
100	BAND-HS					8,000.00	6,810.71	227.15	962.14
101	CHOIR-HS					1,000.00	289.79	437.50	272.71
102	BAND-MS					5,000.00	3,401.25	186.13	1,412.62
103	CHOIR-MS					500.00	0.00	0.00	500.00
104	HISTORY-HS					0.00	0.00	0.00	0.00
105	HISTORY-MS					500.00	130.66	358.22	11.12
106	MATH-HS					1,200.00	58.86	0.00	1,141.14
107	MATH-MS					1,750.00	717.94	1,032.00	0.06
108	ART-HS					1,020.00	0.00	0.00	1,020.00
109	ART-MS					1,250.00	995.06	250.00	4.94
110	ART-PS					2,400.00	1,370.30	0.00	1,029.70
111	ART-ES					500.00	0.00	0.00	500.00
112	SCIENCE-HS					5,000.00	3,094.24	150.50	1,755.26
113	SCIENCE-MS					2,200.00	996.55	1,177.08	26.37
114	SCIENCE-ES					2,500.00	157.78	0.00	2,342.22
115	MUSIC-PS					200.00	0.00	0.00	200.00
116	MUSIC-ES					400.00	162.36	0.00	237.64
117	PE-HS					650.00	587.65	0.00	62.35
118	PE-MS					1,078.95	986.75	0.00	92.20
119	PE-PS					800.00	780.89	0.00	19.11
120	PE-ES					1,000.00	964.65	0.00	35.35
121	INST HEALTH-HS					0.00	0.00	0.00	0.00
122	BUSINESS DEPT-HS					500.00	0.00	0.00	500.00
123	KEYBOARDING-MS					625.00	625.00	0.00	0.00
124	HEALTH-HS					0.00	0.00	0.00	0.00
125	SIXTH GRADE-MS					0.00	0.00	0.00	0.00
126	KINDERGARTEN-PS					3,500.00	2,422.32	55.15	1,022.53
127	FIRST GRADE-PS					3,500.00	429.83	0.00	3,070.17
128	SECOND GRADE-PS					3,000.00	1,230.77	209.84	1,559.39
129	PRE-K/HEAD START-PS					1,400.00	0.00	258.50	1,141.50
130	THIRD GRADE-ES					3,000.00	602.20	661.21	1,736.59
131	FOURTH GRADE-ES					4,000.00	538.52	389.13	3,072.35
132	FIFTH GRADE-ES					3,500.00	1,241.14	80.14	2,178.72
133	COMPUTER LAB-MS					625.00	323.98	196.72	104.30
134	COMPUTER LAB-PS					700.00	642.97	0.00	57.03
135	COMPUTER LAB-ES					500.00	106.80	0.00	393.20
136	CAREER & TECH-HS					0.00	0.00	0.00	0.00
137	VO AGRICULTURE-HS					3,350.00	2,882.92	300.00	167.08
138	HOMEMAKING-HS					2,950.00	1,223.50	0.00	1,726.50
139	AUTO MECH-HS					5,250.00	1,935.04	400.00	2,914.96
140	D E -HS					1,000.00	613.51	0.00	386.49
141	SPEECH THERAPY-PS					0.00	0.00	0.00	0.00
142	SPEECH THERAPY-ES					0.00	0.00	0.00	0.00
143	CONTENT MASTERY-HS					0.00	0.00	0.00	0.00
144	SPECIAL ED-HS					1,000.00	538.51	0.00	461.49
145	SPECIAL ED-MS					2,000.00	0.00	0.00	2,000.00
146	SPECIAL ED-PS					750.00	571.66	0.00	178.34
147	SPECIAL ED-ES					2,000.00	564.77	716.13	719.10
148	SUPPLIES-HS-SCIENCE-RENOVATIONS					0.00	0.00	0.00	0.00
149	SUPPLIES-TECHNOLOGY-HS**					13,000.00	9,091.15	3,897.27	11.58
150	SUPPLEIS-TECHNOLOGY-HS C/T					0.00	0.00	0.00	0.00

	A	B	C	D	E	F	G	H	I
151	SUPPLIES-TECHNOLOGY-MS**					12,500.00	8,081.13	3,907.10	511.77
152	SUPPLIES-TECHNOLOGY-PS**					12,500.00	8,071.33	3,907.10	521.57
153	SUPPLIES-TECHNOLOGY-ES**					12,500.00	7,987.33	3,907.10	605.57
154	TOTAL					233,670.00	107,945.35	39,026.52	86,698.13
155									
156	GENERAL TRAVEL-HS					2,500.00	0.00	0.00	2,500.00
157	TRAVEL-BUSINESS-HS					1,500.00	239.25	0.00	1,260.75
158	TRAVEL-DRAFTING-HS					0.00	0.00	0.00	0.00
159	TRAVEL-VO AG-HS					5,000.00	450.95	0.00	4,549.05
160	TRAVEL-HOMEMAKING-HS					2,400.00	555.75	0.00	1,844.25
161	TRAVEL-AUTO MECH-HS					0.00	0.00	0.00	0.00
162	TRAVEL-DE-HS					1,000.00	0.00	0.00	1,000.00
163	TRAVEL-SP ED-NON EMPLOYEE					0.00	116.74	0.00	(116.74)
164	FEE/DUES-ES					0.00	0.00	0.00	0.00
165	GRADUATION EXPENSE					2,500.00	0.00	1,542.20	957.80
166	TOTAL					14,900.00	1,362.69	1,542.20	11,995.11
167									
168	VECHILE-VO AG					0.00	0.00	0.00	0.00
169	EQUIP/FURN>5,000-VO AG					0.00	0.00	0.00	0.00
170	FURN/EQUIP-HS					6,640.41	0.00	0.00	6,640.41
171	FURN/EQUIP-C/T					0.00	0.00	0.00	0.00
172	FURN/EQUIP-HS ALLOTMENT					5,000.00	0.00	0.00	5,000.00
173	FURN/EQUIP-MS					6,890.01	0.00	6,763.70	126.31
174	FURN/EQUIP-MS-ST COMP					750.00	750.00	0.00	0.00
175	FURN/EQUIP-PS					10,000.00	4,453.35	0.00	5,546.65
176	FURN/EQUIP-ES					10,000.00	3,662.50	0.00	6,337.50
177	FURN/EQUIP-DISTRICT WIDE					0.00	0.00	0.00	0.00
178	FURN/EQUIP-HS-ENGLISH					0.00	0.00	0.00	0.00
179	FURN/EQUIP-DRAMA					0.00	0.00	0.00	0.00
180	FURN/EQUIP-MS-ENGLISH					359.99	359.99	0.00	0.00
181	FURN/EQUIP-SPANISH					0.00	0.00	0.00	0.00
182	BAND INSTRUMENTS-HS					0.00	0.00	0.00	0.00
183	FURN/EQUIP-HS CHOIR					0.00	0.00	0.00	0.00
184	BAND INSTRUMENTS-MS					0.00	0.00	0.00	0.00
185	FURN/EQUIP-HS HISTORY					0.00	0.00	0.00	0.00
186	FURN/EQUIP-MS-HISTORY					0.00	0.00	0.00	0.00
187	FURN/EQUIP-HS-MATH					0.00	0.00	0.00	0.00
188	FURN/EQUIP-MS-MATH					0.00	0.00	0.00	0.00
189	FURN/EQUIP-HS-SCIENCE					0.00	0.00	0.00	0.00
190	FURN/EQUIP-MS-SCIENCE					0.00	0.00	0.00	0.00
191	FURN/EQUIP-PS-MUSIC					0.00	0.00	0.00	0.00
192	FURN/EQUIP-ES-MUSIC					0.00	0.00	0.00	0.00
193	FUNR/EQUIP-HS-PE					164.76	164.76	0.00	0.00
194	FURN/EQUIP-PS-PE					0.00	0.00	0.00	0.00
195	FURN/EQUIP-ES-PE					0.00	0.00	0.00	0.00
196	FURN/EQUIP-KEYBOARDING-MS					0.00	0.00	0.00	0.00
197	FURN/EQUIP-PS-PRE-K					0.00	0.00	0.00	0.00
198	FURN/EQUIP-PS-KINDERGARTEN					0.00	0.00	0.00	0.00
199	FURN/EQUIP-PS-FIRST GRADE					0.00	0.00	0.00	0.00
200	FURN/EQUIP-PS-SECOND GRADE					0.00	0.00	0.00	0.00
201	FURN/EQUIP-HEAD START					0.00	0.00	0.00	0.00

	A	B	C	D	E	F	G	H	I
202	FURN/EQUIP-ES-THIRD GRADE					0.00	0.00	0.00	0.00
203	FURN/EQUIP-ES-FOURTH GRADE					0.00	0.00	0.00	0.00
204	FURN/EQUIP-ES-FIFTH GRADE					0.00	0.00	0.00	0.00
205	FURN/EQUIP-HS-CAREER/TECH					0.00	0.00	0.00	0.00
206	FURN/EQUIP-VO AG					0.00	0.00	0.00	0.00
207	FURN/EQUIP-DE					0.00	0.00	0.00	0.00
208	FURN-EQUIP-HS-AUTO MECH					2,265.83	2,265.83	0.00	0.00
209	FURN/EQUIP-PS-SPEECH					0.00	0.00	0.00	0.00
210	FURN/EQUIP-HS-SP ED					929.00	929.00	0.00	0.00
211	FURN/EQUIP-MS-SP ED					0.00	0.00	0.00	0.00
212	FURN/EQUIP-PS-SP ED					0.00	0.00	0.00	0.00
213	FURN/EQUIP-ES-SP ED					0.00	0.00	0.00	0.00
214	FURN/EQUIP-HS-SCIENCE-RENOVATIONS					0.00	0.00	0.00	0.00
215	FURN/EQUIP-HS TECHNOLOGY**					45,000.00	667.95	0.00	44,332.05
216	FURN/EQUIP-HS-C/T					0.00	0.00	0.00	0.00
217	FURN/EQUIP-HS-ST COMP					0.00	0.00	0.00	0.00
218	FURN/EQUIP-MS TECHNOLOGY**					2,500.00	667.96	13,482.00	(11,649.96)
219	FURN/EQUIP-PS TECHNOLOGY**					2,500.00	667.95	25,924.22	(24,092.17)
220	FURN/EQUIP-ES TECHNOLOGY**					2,500.00	1,596.44	12,962.11	(12,058.55)
221	FURN/EQUIP-ES-ST COMP					0.00	0.00	0.00	0.00
222	TOTAL					95,500.00	16,185.73	59,132.03	20,182.24
223									
224	TOTAL INSTRUCTION					7,683,372.00	3,526,020.58	981,530.28	3,175,821.14
225									
226									
227									
228	SALARY					171,717.00	89,404.16	26,303.71	56,009.13
229	TOTAL					171,717.00	89,404.16	26,303.71	56,009.13
230									
231	CONTRACTED SERVICES-HS					1,814.00	517.45	0.00	1,296.55
232	CONTRACTED SERVICES-MS					1,000.00	87.45	0.00	912.55
233	CONTRACTED SERVICES-PS					1,000.00	87.45	0.00	912.55
234	CONTRACTED SERVICES-ES					1,000.00	87.45	0.00	912.55
235	TOTAL					4,814.00	779.80	0.00	4,034.20
236									
237	MAGAZINES/BOOKS-HS					10,000.00	6,101.47	318.00	3,580.53
238	MAGAZINES/BOOKS-MS					5,500.00	2,565.01	1,774.80	1,160.19
239	MAGAZINES/BOOKS-PS					6,500.00	0.00	0.00	6,500.00
240	MAGAZINES/BOOKS-ES					5,860.00	2,034.54	3,825.24	0.22
241	AUDIO VISUAL & OTHER INST SUPPLY-HS					500.00	191.52	0.00	308.48
242	AUDIO VISUAL & OTHER INST SUPPLY-MS					2,500.00	339.29	498.75	1,661.96
243	AUDIO VISUAL & OTHER INST SUPPLY-PS					1,500.00	0.00	0.00	1,500.00
244	AUDIO VISUAL & OTHER INST SUPPLY-ES					340.00	320.57	0.00	19.43
245	TOTAL					32,700.00	11,552.40	6,416.79	14,730.81
246									
247	TRAVEL-HS					1,500.00	1,107.22	0.00	392.78
248	TRAVEL-MS					50.00	0.00	0.00	50.00
249	TRAVEL-PS					50.00	0.00	0.00	50.00
250	TRAVEL-ES					1,000.00	1,107.22	0.00	(107.22)
251	FEES/DUES-HS					500.00	0.00	0.00	500.00

12-LIBRARY

	A	B	C	D	E	F	G	H	I
252	TOTAL					3,100.00	2,214.44	0.00	885.56
253									
254	FURN/EQUIP-HS					0.00	0.00	0.00	0.00
255	FURN/EQUIP-MS					0.00	0.00	0.00	0.00
256	FURN/EQUIP-PS					0.00	0.00	0.00	0.00
257	FURN/EQUIP-ES					0.00	0.00	0.00	0.00
258	TOTAL					0.00	0.00	0.00	0.00
259									
260	TOTAL LIBRARY					212,331.00	103,950.80	32,720.50	75,659.70
261									
262	<i>13-STAFF DEVELOPMENT</i>								
263									
264	DEPARTMENT HEAD/JUDGE TRUST					24,339.00	12,821.81	3,789.75	7,727.44
265	TOTAL					24,339.00	12,821.81	3,789.75	7,727.44
266									
267	CONTRACTED STAFF DEVELOPMENT-HS ALLO					0.00	0.00	0.00	0.00
268	CONTRACTED STAFF-DEVELOPMENT					10,000.00	834.55	0.00	9,165.45
269	STAFF DEVELOPMENT-REGION VII					8,000.00	2,523.50	0.00	5,476.50
270	STAFF DEVELOPMENT-G/T-REGION VII					11,000.00	7,700.00	0.00	3,300.00
271	STAFF DEVELOPMENT-CT-REGION VII					3,800.00	2,660.06	0.00	1,139.94
272	TOTAL					32,800.00	13,718.11	0.00	19,081.89
273									
274	SUPPLIES-IN SERVICE					500.00	163.50	0.00	336.50
275	TOTAL					500.00	163.50	0.00	336.50
276									
277	TRAVEL-HS-REG					2,188.00	879.97	0.00	1,308.03
278	TRAVEL-HS-VOC					50.00	50.00	0.00	0.00
279	TRAVEL-HS-SP ED					0.00	0.00	0.00	0.00
280	TRAVEL-HS-ST COMP					0.00	0.00	0.00	0.00
281	TRAVEL-HS-ESL					0.00	0.00	0.00	0.00
282	TRAVEL-HS ALLOTMENT					8,000.00	699.00	725.00	6,576.00
283	TRAVEL-MS-REG					2,333.31	201.29	0.00	2,132.02
284	TRAVEL-MS-SP ED					166.69	166.69	0.00	0.00
285	TRAVEL-MS-ST COMP					0.00	0.00	0.00	0.00
286	TRAVEL-MS-ESL					0.00	0.00	0.00	0.00
287	TRAVEL-PS-REG					2,400.00	0.00	0.00	2,400.00
288	TRAVEL-PS-G/T					0.00	0.00	0.00	0.00
289	TRAVEL-PS-SP ED					100.00	0.00	100.00	0.00
290	TRAVEL-PS-ST COMP					0.00	0.00	0.00	0.00
291	TRAVEL-ES-REG					2,362.11	0.00	0.00	2,362.11
292	TRAVEL-ES-G/T					59.89	59.89	0.00	0.00
293	TRAVEL-ES-SP ED					0.00	0.00	0.00	0.00
294	TRAVEL ES-ESL					0.00	0.00	0.00	0.00
295	TRAVEL-ALL SCHOOLS					7,772.87	0.00	0.00	7,772.87
296	TRAVEL -TECHNOLOGY					11,727.13	11,727.13	0.00	0.00
297	MISC OPERATING-HS-REG					262.00	262.00	0.00	0.00
298	MISC OPERATING-HS-SP ED					0.00	0.00	0.00	0.00
299	MISC OPERATING-HS-VOC					0.00	0.00	0.00	0.00
300	MISC OEPRATING-HS-G/T					0.00	0.00	0.00	0.00
301	MISC OPERATING-MS-REG					0.00	0.00	0.00	0.00

	A	B	C	D	E	F	G	H	I
302	MISC OPERATING-MS-G/T					0.00	0.00	0.00	0.00
303	MISC OPERATING-MS-SP ED					0.00	0.00	0.00	0.00
304	MISC OPERATING-MS-ESL					0.00	0.00	0.00	0.00
305	MISC OPERATING-PS-REG					0.00	0.00	0.00	0.00
306	MISC OPERATING-PS-SP ED					0.00	0.00	0.00	0.00
307	MISC OPERATING-PS-ST COMP					0.00	0.00	0.00	0.00
308	MISC OPERATING-PS-ESL					0.00	0.00	0.00	0.00
309	MISC OPERATING-ES-REG					0.00	0.00	0.00	0.00
310	MISC OPERATING-ES-G/T					0.00	0.00	0.00	0.00
311	MISC OPERATING-ES-SP ED					0.00	0.00	0.00	0.00
312	MISC OPERATING-ES-ESL					78.00	78.00	0.00	0.00
313	TOTAL					37,500.00	14,123.97	825.00	22,551.03
314									
315	TOTAL STAFF DEVELOPMENT					95,139.00	40,827.39	4,614.75	49,696.86
316									
317									
318									
319	PAYROLL					108,343.00	63,482.48	0.00	44,860.52
320	TOTAL					108,343.00	63,482.48	0.00	44,860.52
321									
322	CONTRACTED SERVICE					0.00	0.00	0.00	0.00
323									
324	SUPPLIES					500.00	112.62	150.00	237.38
325									
326	TRAVEL					2,000.00	1,828.31	0.00	171.69
327	DUES					0.00	0.00	0.00	0.00
328	TOTAL					2,000.00	1,828.31	0.00	171.69
329									
330	FURN/EQUIP					0.00	0.00	0.00	0.00
331									
332	TOTAL INSTRUCTIONAL LEADERSHIP					110,843.00	65,423.41	150.00	45,269.59
333									
334									
335	PAYROLL					772,476.00	424,615.57	26,867.30	320,993.13
336	TOTAL					772,476.00	424,615.57	26,867.30	320,993.13
337									
338	PRINTING-HS					2,000.00	1,325.22	0.00	674.78
339	PRINTING-MS					2,000.00	761.53	0.00	1,238.47
340	PRINTING-PS					2,000.00	334.62	0.00	1,665.38
341	PRINTING-ES					2,000.00	300.63	0.00	1,699.37
342	TOTAL					8,000.00	2,722.00	0.00	5,278.00
343									
344	SUPPLIES-HS					2,880.02	128.00	0.00	2,752.02
345	SUPPLIES-MS					2,710.01	453.69	0.00	2,256.32
346	SUPPLIES-PS					2,747.01	538.57	0.00	2,208.44
347	SUPPLIES-ES					3,000.00	623.23	0.00	2,376.77
348	DISTRICT EXPENSES-HS					1,000.00	240.19	0.00	759.81
349	DISTRICT EXPENSES-MS					1,000.00	321.27	0.00	678.73
350	DISTRICT EXPENSES-PS					1,000.00	262.10	0.00	737.90
351	DISTRICT EXPENSES-ES					1,000.00	262.16	0.00	737.84

	A	B	C	D	E	F	G	H	I
352	POSTAGE-HS					4,000.00	2,539.59	0.00	1,460.41
353	POSTAGE-MS					3,000.00	2,000.00	0.00	1,000.00
354	POSTAGE-PS					1,500.00	532.58	0.00	967.42
355	POSTAGE-ES					1,500.00	500.00	0.00	1,000.00
356	TOTAL					25,337.04	8,401.38	0.00	16,935.66
357									
358	TRAVEL-HS					4,420.00	2,580.39	0.00	1,839.61
359	TRAVEL-MS					2,500.00	2,947.17	50.00	(497.17)
360	TRAVEL-PS					3,500.00	1,664.67	0.00	1,835.33
361	TRAVEL-ES					2,565.00	739.21	344.00	1,481.79
362	BONDING-HS					0.00	0.00	0.00	0.00
363	TRAVEL-ALL SCHOOLS					0.00	0.00	0.00	0.00
364	DUES-HS					0.00	0.00	0.00	0.00
365	DUES-MS					0.00	0.00	0.00	0.00
366	DUES-PS					0.00	0.00	0.00	0.00
367	DUES-ES					0.00	0.00	0.00	0.00
368	TOTAL					12,985.00	7,931.44	394.00	4,659.56
369									
370	FURN/EQUIP-HS					119.98	0.00	119.98	0.00
371	FURN/EQUIP-MS					289.99	289.99	0.00	0.00
372	FURN/EQUIP-PS					252.99	252.99	0.00	0.00
373	FURN/EQUIP-ES					0.00	0.00	0.00	0.00
374	TOTAL					662.96	542.98	119.98	0.00
375									
376	TOTAL SCHOOL ADMINISTRATION					819,461.00	444,213.37	27,381.28	347,866.35
377									
378									
379									
380	PAYROLL					218,092.00	111,879.36	19,237.25	86,975.39
381	TOTAL					218,092.00	111,879.36	19,237.25	86,975.39
382									
383	REGION VII ESC					1,500.00	1,050.08	0.00	0.00
384	TEST SCORING-HS					250.00	0.00	0.00	250.00
385	TEST SCORING-MS					200.00	0.00	0.00	200.00
386	TEST SCORING-PS					200.00	0.00	0.00	200.00
387	TEST SCORING-ES					250.00	0.00	0.00	250.00
388	TOTAL					2,400.00	1,050.08	0.00	1,349.92
389									
390	TEST MATERIALS-HS					500.00	0.00	0.00	500.00
391	TEST MATERIALS-MS					500.00	0.00	0.00	500.00
392	TEST MATERIALS-PS					700.00	0.00	332.31	367.69
393	TEST MATERIALS-ES					700.00	230.03	0.00	469.97
394	SUPPLIES-HS					1,603.94	767.55	0.00	836.39
395	SUPPLIES-MS					1,053.94	916.58	12.98	124.38
396	SUPPLIES-PS					853.94	0.00	0.00	853.94
397	SUPPLIES-ES					1,103.92	583.90	288.76	231.26
398	COLLEGE FAIR-HS					250.00	0.00	0.00	250.00
399	TOP TEN BANQUET					1,000.00	0.00	640.00	360.00
400	POSTAGE-HS					250.00	0.00	0.00	250.00
401	POSTAGE-MS					250.00	0.00	0.00	250.00

31-COUNSELING

	A	B	C	D	E	F	G	H	I
402	TOTAL					8,765.74	2,498.06	1,274.05	4,993.63
403									
404	TRAVEL-HS					3,140.00	1,635.90	50.00	1,454.10
405	TRAVEL-MS					1,350.00	1,127.15	100.00	122.85
406	TRAVEL-PS					0.00	0.00	0.00	0.00
407	TRAVEL-ES					1,550.00	838.33	100.00	611.67
408	TRAVEL-ES-TSII					0.00	0.00	0.00	0.00
409	MEMBERSHIP/DUES-HS					260.00	260.00	0.00	0.00
410	MEMBERSHIP/DUES-MS					0.00	0.00	0.00	0.00
411	MEMBERSHIP/DUES-PS					0.00	0.00	0.00	0.00
412	MEMBERSHIP/DUES-ES					0.00	0.00	0.00	0.00
413	FEES & DUES-COLLEGE FAIR-HS					0.00	0.00	0.00	0.00
414	FEES-PS-STUDENTS					0.00	0.00	0.00	0.00
415	TOTAL					6,300.00	3,861.38	250.00	2,188.62
416									
417	FURNITURE-HS					146.06	146.06	0.00	0.00
418	FURNITURE-MS					146.06	146.06	0.00	0.00
419	FURNITURE-PS					146.06	146.06	0.00	0.00
420	FURNITURE-ES					146.08	146.08	0.00	0.00
421	TOTAL					584.26	584.26	0.00	0.00
422									
423	TOTAL COUNSELING					236,142.00	119,873.14	20,761.30	95,507.56
424									
425	<i>33-HEALTH SERVICES</i>								
426									
427	PAYROLL					112,562.00	59,027.70	15,366.92	38,167.38
428	TOTAL					112,562.00	59,027.70	15,366.92	38,167.38
429									
430	CONT SERVICES-FINGERPRINTING					0.00	0.00	0.00	0.00
431	CONT SERVICES-NURSING-HS					0.00	0.00	0.00	0.00
432	CONT SERVICES-NURSING-MS					0.00	0.00	0.00	0.00
433	CONT SERVICES-NURSING-PS					0.00	0.00	0.00	0.00
434	CONT SERVICES-NURSING-ES					0.00	0.00	0.00	0.00
435	CONT SERVICES-HS					100.00	0.00	0.00	100.00
436	CONT SERVICES-MS					100.00	0.00	0.00	100.00
437	CONT SERVICES-PS					100.00	0.00	0.00	100.00
438	CONT SERVICES-ES					100.00	0.00	0.00	100.00
439	TOTAL					400.00	0.00	0.00	400.00
440									
441	SUPPLIES-HS					1,500.00	260.24	366.28	873.48
442	SUPPLIES-MS					1,000.00	260.24	366.28	373.48
443	SUPPLIES-PS					1,500.00	260.24	366.28	873.48
444	SUPPLIES-ES					1,000.00	260.24	366.26	373.50
445	TOTAL					5,000.00	1,040.96	1,465.10	2,493.94
446									
447	TRAVEL-HS					300.00	0.00	0.00	300.00
448	TRAVEL-MS					300.00	0.00	0.00	300.00
449	TRAVEL-PS					300.00	0.00	0.00	300.00
450	TRAVEL-ES					300.00	0.00	0.00	300.00
451	TOTAL					1,200.00	0.00	0.00	1,200.00

	A	B	C	D	E	F	G	H	I
452									
453	EQUIPMENT-HS					0.00	0.00	0.00	0.00
454	EQUIPMENT-MS					0.00	0.00	0.00	0.00
455	EQUIPMENT-PS					0.00	0.00	0.00	0.00
456	EQUIPMENT-ES					0.00	0.00	0.00	0.00
457	TOTAL					0.00	0.00	0.00	0.00
458									
459	<u>TOTAL HEALTH SERVICE</u>					119,162.00	60,068.66	16,832.02	42,261.32
460									
461									
462									
463	PAYROLL					215,035.00	121,666.53	11,711.06	81,657.41
464	TOTAL					215,035.00	121,666.53	11,711.06	81,657.41
465									
466	CONT SERVICES-PHYSICALS/DRUG TEST					4,500.00	1,038.95	700.00	2,761.05
467	CONT SERVICES-RECERTIFICATION					1,700.00	15.00	100.00	1,585.00
468	CONT SERVICES-REPAIR					13,000.00	3,111.97	725.00	9,163.03
469	LEASE/RENTALS					0.00	7,390.00	0.00	(7,390.00)
470	TOTAL					19,200.00	11,555.92	1,525.00	6,119.08
471									
472	GAS,OIL,GREASE,TIRES					93,000.00	21,419.28	0.00	71,580.72
473	PARTS & SUPPLIES					45,000.00	16,331.05	17,050.00	11,618.95
474	TOTAL					138,000.00	37,750.33	17,050.00	83,199.67
475									
476	INSURANCE					12,450.00	11,224.00	0.00	1,226.00
477	MISC OPERATING COSTS					2,000.00	846.78	0.00	1,153.22
478	TOTAL					14,450.00	12,070.78	0.00	2,379.22
479									
480	BUSES					44,000.00	39,553.40	0.00	4,446.60
481	CAPITAL OUTLAY					3,000.00	3,000.00	0.00	0.00
482	FURN/EQUIP-TECHNOLOGY					0.00	0.00	0.00	0.00
483	TOTAL					47,000.00	42,553.40	0.00	4,446.60
484									
485	<u>TOTAL STUDENT TRANSPORTATION</u>					433,685.00	225,596.96	30,286.06	177,801.98
486									
487									
488									
489	CONTRACTED SERVICES-REPAIR					0.00	0.00	0.00	0.00
490									
491	TRANSFER OUT					0.00	0.00	0.00	0.00
492									
493	<u>TOTAL FOOD SERVICE</u>					0.00	0.00	0.00	0.00
494									
495									
496									
497									
498	PAYROLL					356,027.00	186,049.69	26,604.70	143,372.61
499	TOTAL					356,027.00	186,049.69	26,604.70	143,372.61
500									
501	DRUG TESTING-HS					2,500.00	1,792.00	476.00	232.00

	A	B	C	D	E	F	G	H	I
502	DRUG TESTING-MS					1,000.00	560.00	140.00	300.00
503	DRUG DOGS-HS					0.00	0.00	0.00	0.00
504	DRUG DOGS-MS					0.00	0.00	0.00	0.00
505	CONTRACTED ATHLETIC TRAINER					9,000.00	8,876.00	0.00	124.00
506	REPAIR ATHLETICS-HS					4,835.00	0.00	2,950.00	1,885.00
507	REPAIR-ATHLETICS-MS					2,500.00	0.00	0.00	2,500.00
508	RENTAL-DRAMA-HS					0.00	0.00	0.00	0.00
509	RENTAL-ATHLETICS					100.00	89.25	0.00	10.75
510	RENTAL-STADIUM/GYM					900.00	576.42	0.00	323.58
511	GAME OFFICIALS-HS					20,000.00	14,967.08	0.00	5,032.92
512	GAME OFFICIALS-MS					7,000.00	5,119.77	0.00	1,880.23
513	GAME WORKERS-HS					1,200.00	1,090.00	0.00	110.00
514	GAME WORKERS-MS					800.00	580.00	0.00	220.00
515	GAME CONTRACTS					0.00	0.00	0.00	0.00
516	CONTRACTED SERVICE-HS DRAMA					325.00	325.00	0.00	0.00
517	CONTRACTED SERVICE-MS-DRAMA					60.00	60.00	0.00	0.00
518	CONTRACTED SERVICE-HS-BAND					11,810.00	3,723.00	0.00	8,087.00
519	CONTRACTED SERVICE-MS-BAND					490.00	490.00	0.00	0.00
520	CONTRACTED SERVICE-HS CHOIR					270.00	270.00	0.00	0.00
521	CONTRACTED SERVICE-HS-ATHLETICS					2,546.34	2,546.34	0.00	0.00
522	PRINTING					550.00	0.00	0.00	550.00
523	TOTAL					65,886.34	41,064.86	3,566.00	21,255.48
524									
525	ATHLETIC NEWSLETTER					250.00	99.00	0.00	151.00
526	UNIFORMS-EVERY 3 YEARS ROTATE					5,500.00	4,810.00	13,440.00	(12,750.00)
527	DRAMA COSTUMES					1,000.00	837.52	0.00	162.48
528	BAND UNIFORMS					9,300.00	486.20	392.31	8,421.49
529	CHOIR UNIFORMS-HS					0.00	0.00	0.00	0.00
530	UIL SUPPLIES-HS					4,000.00	1,610.95	0.00	2,389.05
531	UIL SUPPLIES-MS					500.00	101.75	0.00	398.25
532	UIL SUPPLIES-PS					0.00	0.00	0.00	0.00
533	UIL SUPPLIES-ES					1,000.00	294.15	0.00	705.85
534	CHEERLEADERS-HS					1,000.00	110.00	0.00	890.00
535	CHEERLEADERS-MS					500.00	0.00	0.00	500.00
536	ALL ATHLETICS-HS					3,785.00	1,115.57	15.00	2,654.43
537	ALL ATHLETICS-MS					2,000.00	220.00	0.00	1,780.00
538	FOOTBALL-HS					13,000.00	4,225.17	14,135.55	(5,360.72)
539	FOOTBALL-MS					4,000.00	0.00	0.00	4,000.00
540	BASKETBALL-HS					4,000.00	4,097.63	0.00	(97.63)
541	BASKETBALL-MS					1,500.00	1,477.65	0.00	22.35
542	TRACK-HS					4,000.00	2,560.80	0.00	1,439.20
543	TRACK-MS					1,500.00	1,113.75	0.00	386.25
544	BASEBALL-HS					4,000.00	3,999.26	0.00	0.74
545	VOLLEYBALL-HS					4,000.00	0.00	0.00	4,000.00
546	VOLLEYBALL-MS					1,500.00	0.00	0.00	1,500.00
547	GIRLS BASKETBALL-HS					4,000.00	2,955.50	0.00	1,044.50
548	GIRLS BASKETBALL-MS					1,500.00	1,368.10	0.00	131.90
549	GIRLS TRACK-HS					4,000.00	2,865.30	0.00	1,134.70
550	GIRLS TRACK-MS					1,500.00	0.00	447.00	1,053.00

	A	B	C	D	E	F	G	H	I
551	TENNIS-HS					1,500.00	0.00	1,443.75	56.25
552	GOLF-HS					1,500.00	320.18	0.00	1,179.82
553	WEIGHT TRAINING-HS					1,500.00	1,024.00	0.00	476.00
554	SOFTBALL-HS					4,000.00	3,980.00	0.00	20.00
555	OFF SEASON-HS					5,000.00	814.00	1,443.75	2,742.25
556	OFF SEASON-MS					0.00	0.00	0.00	0.00
557	TRAINER SUPPLIES-HS					5,000.00	0.00	0.00	5,000.00
558	CROSS COUNTRY-HS					1,556.00	1,556.00	0.00	0.00
559	SOCCER-HS					1,000.00	497.75	0.00	502.25
560	TOTAL					98,391.00	42,540.23	31,317.36	24,533.41
561									
562	EMPLOYEE TRAVEL-DRAMA-HS					0.00	0.00	0.00	0.00
563	EMPLOYEE TRAVEL-BAND-HS					641.15	641.15	0.00	0.00
564	EMPLOYEE TRAVEL-CHOIR-HS					224.55	224.55	0.00	0.00
565	EMPLOYEE TRAVEL-BAND-MS					597.06	597.06	0.00	0.00
566	EMPLOYEE TRAVEL-MUSIC-ES					0.00	0.00	0.00	0.00
567	EMPLOYEE TRAVEL-ES-UIL					0.00	0.00	0.00	0.00
568	EMPLOYEE TRAVEL-ATHELTICS-HS					14,000.00	6,439.90	0.00	7,560.10
569	STUDENT MEALS/FEES-HS					4,387.52	0.00	0.00	4,387.52
570	STUDENT MEALS/FEES-MS					507.48	0.00	0.00	507.48
571	STUDENT MEALS/FEES-PS					0.00	0.00	0.00	0.00
572	STUDENT MEALS/FEES-ES					440.00	0.00	0.00	440.00
573	STUDENT MEALS/FEES-BAND STATE					0.00	15,160.88	0.00	(15,160.88)
574	STUDENTS/REP DISTRICT-HS					0.00	0.00	0.00	0.00
575	STUDENTS/REP DISTRICT-MS					0.00	0.00	0.00	0.00
576	STUDENT TRAVEL-JOURNALISM-HS					0.00	0.00	0.00	0.00
577	STUDENT TRAVEL-DRAMA-HS					240.00	240.00	0.00	0.00
578	STUDENT TRAVEL-DRAMA-MS					300.00	300.00	0.00	0.00
579	STUDENT TRAVEL-BAND-HS					7,041.00	6,883.00	158.00	0.00
580	STUDENT TRAVEL-BAND-MS					866.50	656.50	210.00	0.00
581	STUDENT TRAVEL-CHOIR-HS					0.00	0.00	0.00	0.00
582	STUDENT TRAVEL-SCIENCE-HS					361.18	361.18	0.00	0.00
583	STUDENT TRAVEL-SCIENCE-MS					166.25	166.25	0.00	0.00
584	STUDENT TRAVEL-BUS CLUB-HS					2,571.60	2,571.60	0.00	0.00
585	STUDENT TRAVEL-VO AG					3,225.44	3,225.44	0.00	0.00
586	STUDENT TRAVEL-HOME ECO					4,817.14	4,817.14	0.00	0.00
587	STUDENT TRAVEL-DECA-HS					234.00	234.00	0.00	0.00
588	STUDENT TRAVEL-UIL-HS					1,797.10	1,797.10	0.00	0.00
589	STUDENT TRAVEL-UIL-MS					515.00	515.00	0.00	0.00
590	STUDENT TRAVEL-UIL-PS					25.00	0.00	0.00	25.00
591	STUDENT TRAVEL-UIL-ES					300.00	0.00	0.00	300.00
592	STUDENT TRAVEL-ACADEMICS-HS					0.00	0.00	0.00	0.00
593	STUDENT TRAVEL-ROPE TRICK-ES					0.00	0.00	0.00	0.00
594	STUDENT TRAVEL-ATHLETICS-HS					0.00	0.00	0.00	0.00
595	STUDENT TRAVEL-ATHLETICS-MS					0.00	0.00	0.00	0.00
596	STUDENT TRAVEL-CHEERLEADERS-HS					2,880.60	2,880.60	0.00	0.00
597	STUDENT TRAVEL-CHEERLEADERS-MS					85.00	85.00	0.00	0.00
598	STUDENT TRAVEL-HS-FOOTBALL					2,450.00	4,132.58	0.00	(1,682.58)

	A	B	C	D	E	F	G	H	I
599	STUDENT TRAVEL-MS-FOOTBALL					2,000.00	777.09	0.00	1,222.91
600	STUDENT TRAVEL-HS BASKETBALL					2,000.00	1,805.95	122.06	71.99
601	STUDENT TRAVEL-MS BASKETBALL					1,000.00	369.22	0.00	630.78
602	STUDENT TRAVEL-HS TRACK					2,800.00	451.04	0.00	2,348.96
603	STUDENT TRAVEL-MS TRACK					1,800.00	0.00	0.00	1,800.00
604	STUDENT TRAVEL-HS BASEBALL					1,800.00	629.37	0.00	1,170.63
605	STUDENT TRAVEL-HS VOLLEYBALL					1,800.00	731.38	0.00	1,068.62
606	STUDENT TRAVEL-MS VOLLEYBALL					1,000.00	1,090.50	0.00	(90.50)
607	STUDENT TRAVEL-HS GIRLS BASKETBALL					2,000.00	1,374.10	137.67	488.23
608	STUDENT TRAVEL-MS GIRLS BASKETBALL					1,000.00	1,482.00	0.00	(482.00)
609	STUDENT TRAVEL-HS FIRLS TRACK					1,500.00	0.00	0.00	1,500.00
610	STUDENT TRAVEL-MS GIRLS TRACK					1,000.00	0.00	0.00	1,000.00
611	STUDENT TRAVEL-HS TENNIS					500.00	31.50	0.00	468.50
612	STUDENT TRAVEL-HS GOLF					550.00	0.00	0.00	550.00
613	STUDENT TRAVEL-HS WEIGHT LIFTING					500.00	139.00	0.00	361.00
614	STUDENT TRAVEL-HS SOFTBALL					1,800.00	833.20	97.75	869.05
615	STUDENT TRAVEL-HS CROSS COUNTRY					500.00	806.26	0.00	(306.26)
616	STUDENT TRAVEL-MS CROSS COUNTRY					0.00	9.19	0.00	(9.19)
617	STUDENT INSURANCE-HS					25,000.00	0.00	0.00	25,000.00
618	STUDENT INSURANCE-MS					25,000.00	0.00	0.00	25,000.00
619	DUES-JOURNALISM-HS					195.00	195.00	0.00	0.00
620	DUES-BAND-HS					210.00	160.00	50.00	0.00
621	DUES-CHOIR-HS					110.00	110.00	0.00	0.00
622	DUES-BAND-MS					320.00	320.00	0.00	0.00
623	DUES-SCIENCE-HS					0.00	0.00	0.00	0.00
624	DUES-MUSIC-ES					0.00	0.00	0.00	0.00
625	DUES-ATHLETICS-HS					150.00	150.00	0.00	0.00
626	STUDENT ACTIVITY-HS					0.00	0.00	0.00	0.00
627	STUDENT ACTIVITY-MS					0.00	0.00	0.00	0.00
628	FEES & DUES-DRAMA-HS					0.00	0.00	0.00	0.00
629	FEES & DUES-DRAMA-MS					0.00	0.00	0.00	0.00
630	FEES & DUES-BAND-HS					5,594.50	5,594.50	0.00	0.00
631	FEES & DUES-CHOIR-HS					230.00	230.00	0.00	0.00
632	FEES & DUES-BAND-MS					1,300.00	1,300.00	0.00	0.00
633	FEES & DUES-CHOIR-MS					64.00	64.00	0.00	0.00
634	FEES & DUES-SCIENCE-HS					200.00	200.00	0.00	0.00
635	FEES & DUES-MUSIC-ES					60.00	60.00	0.00	0.00
636	FEES & DUES-BUS DEPT-HS					1,410.00	1,410.00	0.00	0.00
637	FEES & DUES-VO AG					311.00	311.00	0.00	0.00
638	FEES & DUES-HOME ECO					741.00	741.00	0.00	0.00
639	FEES & DUES-DE					1,715.88	1,715.88	0.00	0.00
640	UIL FEES-HS					4,795.00	4,535.00	260.00	0.00
641	UIL FEES-MS					278.71	278.71	0.00	0.00
642	UIL FEES-PS					200.00	200.00	0.00	0.00
643	UIL FEES-ES					400.00	376.21	0.00	23.79
644	ACADEMIC AWARDS-HS					0.00	0.00	0.00	0.00
645	ACADEMIC AWARDS-MS					0.00	0.00	0.00	0.00
646	ACADEMIC AWARDS-ES					0.00	0.00	0.00	0.00

	A	B	C	D	E	F	G	H	I
647	JUMP ROPE FEES-ES					0.00	0.00	0.00	0.00
648	CHEERLEADER FEES-HS					300.00	300.00	0.00	0.00
649	CHEERLEADER FEES-MS					0.00	0.00	0.00	0.00
650	DRUM MAJOR/FLAGS FEES-HS					0.00	0.00	0.00	0.00
651	DEBATE FEES-HS					0.00	0.00	0.00	0.00
652	DRAMA AWARDS/JACKETS-HS					0.00	0.00	0.00	0.00
653	BAND AWARD/JACKETS-HS					189.00	189.00	0.00	0.00
654	CHOIR AWARDS/JACKETS-HS					0.00	0.00	0.00	0.00
655	BAND AWARDS-MS					0.00	0.00	0.00	0.00
656	FEES & DUES-ATHLETICS-HS					17,300.00	13,216.20	0.00	4,083.80
657	FEES & DUES-ATHLETICS-MS					2,000.00	850.00	0.00	1,150.00
658	TROPHIES, MEDALS, RIBBONS-HS					2,750.00	2,897.89	610.00	(757.89)
659	TROPHIES, MEDALS, RIBBONS-MS					1,200.00	0.00	0.00	1,200.00
660	ATHLETICS AWARDS/JACKETS-HS					2,500.00	0.00	770.00	1,730.00
661	TOTAL					166,747.66	97,863.12	2,415.48	66,469.06
662									
663	EQUIPMENT-HS-FOOTBALL					0.00	0.00	0.00	0.00
664	EQUIPMENT-ALL ATHLETICS-HS					0.00	4,195.00	0.00	(4,195.00)
665	EQUIPMENT-ALL ATHLETICS-MS					0.00	0.00	0.00	0.00
666	EQUIPMENT-TRACK					0.00	0.00	0.00	0.00
667	TOTAL					0.00	4,195.00	0.00	(4,195.00)
668									
669	TOTAL COCURRICULAR/EXTRACURRICULAR					687,052.00	371,712.90	63,903.54	251,435.56
670									
671									
672									
673	PAYROLL					398,027.00	238,140.40	0.00	159,886.60
674	TOTAL					398,027.00	238,140.40	0.00	159,886.60
675									
676	ATTORNEY FEES-SPEC ED					0.00	663.00	0.00	(663.00)
677	ATTORNEY FEES					4,500.00	920.00	0.00	3,580.00
678	AUDIT EXP					20,000.00	19,800.00	0.00	200.00
679	CONT-SERVICE-FINGERPRINTING					0.00	0.00	0.00	0.00
680	REGION VII ESC					4,200.00	3,083.15	0.00	1,116.85
681	COPIER REPAIR/MAINT					1,250.00	500.00	0.00	750.00
682	LEASE-EQUIP					2,868.00	2,151.00	0.00	717.00
683	PRINTING-SUPERINTENDENT					0.00	0.00	0.00	0.00
684	POLICY REVIEW-SCHOOL BOARD					900.00	0.00	0.00	900.00
685	PRINTING-TAX OFFICE					1,600.00	478.50	0.00	1,121.50
686	PRINTING-ADM					2,000.00	1,721.25	222.95	55.80
687	CONT SERVICE-BOND					10,000.00	3,000.00	0.00	7,000.00
688	CONT SERVICE-TASB PAY PLAN					1,600.00	0.00	0.00	1,600.00
689	CONT SERVICE-SHARS					3,000.00	0.00	0.00	3,000.00
690	TOTAL					51,918.00	32,316.90	222.95	19,378.15
691									
692	MAGAZINES					100.00	0.00	0.00	100.00
693	SUPPLIES-SUPERINTENDENT					1,000.00	309.26	150.00	540.74
694	SUPPLIES-SCHOOL BOARD					1,500.00	68.70	100.00	1,331.30
695	SUPPLIES-TAX OFFICE					2,289.00	2,299.18	150.00	(160.18)

41-GENERAL ADMINISTRATION

	A	B	C	D	E	F	G	H	I
696	SUPPLIES-ADMINISTRATION					3,150.00	1,801.82	100.00	1,248.18
697	SERVICE PINS					1,150.00	0.00	0.00	1,150.00
698	POSTAGE-TAX					1,500.00	1,000.00	0.00	500.00
699	POSTAGE-ADM					1,500.00	1,011.99	0.00	488.01
700	SUPPLIES-TECHNOLOGY**					0.00	0.00	0.00	0.00
701	TOTAL					12,189.00	6,490.95	500.00	5,198.05
702									
703	TRAVEL-SUPERINTENDENT					4,000.00	3,193.13	0.00	806.87
704	TRAVEL-TAX					2,000.00	1,111.19	0.00	888.81
705	TRAVEL-BUS OFF					2,000.00	2,008.35	0.00	0.00
706	TRAVEL-SCHOOL BOARD					7,500.00	7,342.02	0.00	157.98
707	INSUR-SCHOOL BOARD					4,630.00	4,502.00	0.00	128.00
708	BONDING-TAX					250.00	250.00	0.00	0.00
709	BONDING-ADM					0.00	0.00	0.00	0.00
710	ELECTIONS					2,225.00	0.00	46.25	2,178.75
711	DUES-SUPERINTENDENT					500.00	0.00	0.00	500.00
712	DUES-SCHOOL BOARD					5,000.00	3,244.04	0.00	1,755.96
713	DUES-TAX COLLECTOR					250.00	135.00	0.00	115.00
714	DUES-SCHOOL WIDE					5,000.00	0.00	0.00	5,000.00
715	DUES-ADMIN OFFICE					4,625.00	0.00	0.00	4,625.00
716	MISC OPERATING-SUPERINTENDENT					750.00	641.00	0.00	109.00
717	MISC OPERATING-SCHOOL BOARD					2,500.00	2,356.42	0.00	143.58
718	MISC OPERATING-TAX OFFICE					500.00	0.00	0.00	500.00
719	MISC OPERATING-SCHOOL WIDE					4,000.00	0.00	0.00	4,000.00
720	MISC OPERATING-ADMIN					2,500.00	514.85	0.00	1,985.15
721	MISC OPERATING-BOND COMMITTEE					0.00	1,491.07	0.00	(1,491.07)
722	OTHER OPERATING COSTS-TAX REFUNDS					0.00	0.00	0.00	0.00
723	ADVER-TAX					500.00	0.00	0.00	500.00
724	ADVER-ADM					2,000.00	216.40	0.00	1,783.60
725	TECS FEES					0.00	0.00	0.00	0.00
726	TOTAL					50,730.00	27,005.47	46.25	23,678.28
727									
728	FURN/EQUIP-SUPERINTENDENT					0.00	0.00	0.00	0.00
729	FURN/EQUIP-SCHOOL BOARD					0.00	0.00	0.00	0.00
730	FURN/EQUIP-TAX OFFICE					311.00	311.00	0.00	0.00
731	TOTAL					311.00	311.00	0.00	0.00
732									
733	TOTAL GENERAL ADMINISTRATION					513,175.00	304,264.72	769.20	208,141.08
734									
735	<i>51-PLANT MAINTENANCE</i>								
736									
737	PAYROLL					544,374.00	309,208.66	0.00	235,165.34
738	TOTAL					544,374.00	309,208.66	0.00	235,165.34
739									
740	BUILDING APPRAISAL					0.00	0.00	0.00	0.00
741	PRINTING					0.00	0.00	0.00	0.00
742	CONTRACTED SERVICES-PHYSICALS/DRUG					1,000.00	364.55	200.00	435.45
743	CONTRACTED SERVICES-ELECTRICAL					2,000.00	1,095.00	0.00	905.00
744	CONTRATCED SERVICES-HS-VOC					3,000.00	2,995.00	0.00	5.00

	A	B	C	D	E	F	G	H	I
745	CONTRACTED SERVICES-EXTERMINATING					7,500.00	4,875.65	0.00	2,624.35
746	CONTRACTED SERVICES-GARBAGE					10,000.00	5,685.22	0.00	4,314.78
747	CONTRACTED SERVICES-HEAT/AIR					85,000.00	45,245.00	37,500.00	2,255.00
748	CONTRACTED SERVICES-GENERAL					25,000.00	21,730.93	962.50	2,306.57
749	CONTRACTED SERVICES-FOOTBALL/BASEBAL					19,000.00	14,439.00	4,560.00	1.00
750	CONTRACTED SERVICES-GYM FLOORS					9,100.00	1,612.00	0.00	7,488.00
751	CONTRACTED SERVICES-SOUND SYS					10,000.00	1,680.25	1,200.00	7,119.75
752	CONTRACTED SERVICES-ROAD REPAIR					2,500.00	0.00	0.00	2,500.00
753	CONTRACTED SERVICES-FIRE EXT					7,500.00	395.00	0.00	7,105.00
754	CONTRACTED SERVICES-PLUMBING					10,000.00	4,526.00	1,000.00	4,474.00
755	CONTRACTED SERVICES-DST WIDE					105,714.00	0.00	0.00	105,714.00
756	CONTRACTED SERVICES-ROOFING					2,500.00	0.00	0.00	2,500.00
757	CONTRACTED SERVICES-TECHNOLOGY**					0.00	0.00	0.00	0.00
758	PHONE-HS					3,200.00	2,186.84	0.00	1,013.16
759	PHONE-MS					1,700.00	835.05	0.00	864.95
760	PHONE-PS					1,200.00	835.05	0.00	364.95
761	PHONE-ES					1,200.00	835.05	0.00	364.95
762	PHONE-ADM					1,500.00	1,105.15	0.00	394.85
763	PHONE-CAFETERIA					500.00	556.42	0.00	(56.42)
764	PHONE-BUS/MAINTENANCE					3,000.00	1,474.27	0.00	1,525.73
765	PHONE-HS MEREDITH STADIUM					2,000.00	2,090.51	0.00	(90.51)
766	WATER					34,000.00	19,126.90	0.00	14,873.10
767	ELECTRICITY					258,750.00	132,294.09	0.00	126,455.91
768	GAS					32,000.00	10,822.18	0.00	21,177.82
769	CABLE INTERNET					10,000.00	7,000.00	0.00	3,000.00
770	LEASE/RENTAL					0.00	0.00	0.00	0.00
771	TOTAL					648,864.00	283,805.11	45,422.50	319,636.39
772									
773	VEHICLE SUPPLIES					0.00	0.00	0.00	0.00
774	CUSTODIAL SUPPLIES					60,000.00	37,499.60	10,400.00	12,100.40
775	MAINT/GROUNDS SUPPLIES					60,000.00	27,953.74	6,321.25	25,725.01
776	SUPPLIES-TECHNOLOGY**					0.00	0.00	0.00	0.00
777	TOTAL					120,000.00	65,453.34	16,721.25	37,825.41
778									
779	TRAVEL-MAIT					0.00	159.00	0.00	(159.00)
780	PROPERTY INSUR					62,348.00	60,790.28	0.00	1,557.72
781	FEES-MAINT DEPT					500.00	0.00	0.00	500.00
782	TOTAL					62,848.00	60,949.28	0.00	1,898.72
783									
784	CAPITAL OUTLAY					6,000.00	0.00	379.00	5,621.00
785									
786	TOTAL PLANT MAINTENANCE					1,382,086.00	719,416.39	62,522.75	600,146.86
787									
788	<i>52-SECURITY & MONITORING SERVICES</i>								
789									
790	CONT SERV-SECURITY-HS					3,500.00	2,460.00	0.00	1,040.00
791	CONT SERV-SECURITY-MS					0.00	0.00	0.00	0.00
792	CONT SERV-HS					675.00	33.00	0.00	642.00
793	CONT SERV-MS					675.00	33.00	0.00	642.00

	A	B	C	D	E	F	G	H	I
794	CONT SERV-PS					675.00	33.00	0.00	642.00
795	CONT SERV-ES					675.00	33.00	0.00	642.00
796	MISC CONT SERV-HS					0.00	0.00	0.00	0.00
797	MISC CONT SERV-MS					0.00	0.00	0.00	0.00
798	MISC CONT SERV-PS					0.00	0.00	0.00	0.00
799	MISC CONT SERV-ES					0.00	0.00	0.00	0.00
800	MISC CONT SERV-ADM					0.00	0.00	0.00	0.00
801	TOTAL					6,200.00	2,592.00	0.00	3,608.00
802									
803	SUPPLIES-HS					1,000.00	849.25	0.00	150.75
804	SUPPLIES-MS					1,000.00	849.25	0.00	150.75
805	SUPPLIES-PS					1,000.00	849.25	0.00	150.75
806	SUPPLIES-ES					1,000.00	849.25		150.75
807	SUPPLIES-ADM					0.00	0.00	0.00	0.00
808	TOTAL					4,000.00	3,397.00	0.00	603.00
809									
810	EQUIP-HS					3,750.00	0.00	0.00	3,750.00
811	EQUIP-MS					3,750.00	0.00	0.00	3,750.00
812	EQUIP-PS					3,750.00	0.00	0.00	3,750.00
813	EQUIP-ES					3,750.00	0.00	0.00	3,750.00
814	EQUIP-ADM					0.00	0.00	0.00	0.00
815	TOTAL					15,000.00	0.00	0.00	15,000.00
816									
817	TOTAL SECURITY & MONITORING					25,200.00	5,989.00	0.00	19,211.00
818									
819									
820									
821	PAYROLL					0.00	0.00	0.00	0.00
822	TOTAL					0.00	0.00	0.00	0.00
823									
824	CONTRACTED SERVICES-DISTRICT					25,000.00	0.00	0.00	25,000.00
825	CONT SERVICE-FINGERPRINTING					0.00	0.00	0.00	0.00
826	HARDWARE & SOFTWARE MAINT-HS					7,250.00	6,446.52	6,721.50	(5,918.02)
827	HARDWARE & SOFTWARE MAINT-MS					7,250.00	6,446.53	6,721.50	(5,918.03)
828	HARDWARE & SOFTWARE MAINT-PS					7,250.00	6,446.52	6,721.50	(5,918.02)
829	HARDWARE & SOFTWARE MAINT-ES					7,250.00	6,446.53	6,721.50	(5,918.03)
830	HARDWARE & SODTWARE MAINT-TAX					6,000.00	0.00	0.00	6,000.00
831	HARDWARE & SOFTWARE MAINT-ADM					14,000.00	16,253.00	58,169.00	(60,422.00)
832	MISC CONT SERVICES-HS					18,400.00	4,814.50	393.56	13,191.94
833	MISC CONT SERVICES-MS					18,400.00	4,804.00	393.55	13,202.45
834	MISC CONT SERVICES-PS					18,400.00	4,804.00	393.55	13,202.45
835	MISC CONT SERVICES-ES					18,400.00	4,804.00	393.55	13,202.45
836	TOTAL					147,600.00	61,265.60	86,629.21	(294.81)
837									
838	COMPUTER SUPPLIES-HS					500.00	31.35	0.00	468.65
839	COMPUTER SUPPLIES-MS					500.00	0.00	0.00	500.00
840	COMPUTER SUPPLIES-PS					500.00	0.00	0.00	500.00
841	COMPUTER SUPPLIES-ES					500.00	0.00	0.00	500.00
842	COMPUTER SUPPLIES-ADM					500.00	0.00	0.00	500.00

53-DATA PROCESSING

	A	B	C	D	E	F	G	H	I
843		TOTAL				2,500.00	31.35	0.00	2,468.65
844									
845	TRAVEL					660.00	254.26	0.00	405.74
846	FEES/DUES					340.00	0.00	340.00	0.00
847		TOTAL				1,000.00	254.26	340.00	405.74
848									
849	COMPUTERS-HS					1,750.00	0.00	0.00	1,750.00
850	COMPUTERS-MS					1,750.00	0.00	0.00	1,750.00
851	COMPUTERS-PS					1,750.00	0.00	0.00	1,750.00
852	COMPUTERS-ES					1,750.00	0.00	0.00	1,750.00
853	COMPUTERS-ADM					3,000.00	0.00	0.00	3,000.00
854		TOTAL				10,000.00	2,785.18	0.00	7,214.82
855									
856	TOTAL DATA PROCESSING					161,100.00	64,336.39	86,969.21	9,794.40
857									
858									
859									
860	CONTRACTED SERVICE-HS					2,125.00	0.00	0.00	2,125.00
861	CONTRACTED SERVICE-MS					2,125.00	0.00	0.00	2,125.00
862	CONTRACTED SERVICE-PS					2,125.00	0.00	0.00	2,125.00
863	CONTRACTED SERVICE-ES					2,125.00	0.00	0.00	2,125.00
864		TOTAL				8,500.00	0.00	0.00	8,500.00
865									
866	TOTAL COMMUNITY SERVICE					8,500.00	0.00	0.00	8,500.00
867									
868									
869									
870	FITNESS EQUIP-PRINCIPAL					95,552.00	0.00	0.00	95,552.00
871	FITNESS EQUIP-INTEREST					25,270.00	0.00	0.00	25,270.00
872		TOTAL				120,822.00	0.00	0.00	120,822.00
873									
874	TOTAL DEBT SERVICE					120,822.00	0.00	0.00	120,822.00
875									
876									
877									
878	FACILITY PLANNING					0.00	0.00	0.00	0.00
879	CONT SERVICES-TECHNOLOGY-MS**					0.00	0.00	0.00	0.00
880	CONT SERVICES-TECHNOLOGY-PS**					0.00	0.00	0.00	0.00
881	CONT SERVICES-TECHNOLOGY-ES**					0.00	0.00	0.00	0.00
882	CONT SERVICES-TECHNOLOGY-ADM**					0.00	0.00	0.00	0.00
883	CONT SERVICES-STADIUM					0.00	0.00	0.00	0.00
884		TOTAL				0.00	0.00	0.00	0.00
885									
886	SUPPLIES-STADIUM/TRACK					0.00	0.00	0.00	0.00
887		TOTAL				0.00	0.00	0.00	0.00
888									
889	LAND PURCHASE					0.00	0.00	0.00	0.00
890	FEES-LAND PURCHASE					0.00	0.00	0.00	0.00
891	BUILDING CONSTRUCTION-PS/MS ROOF					0.00	0.00	4,947.00	(4,947.00)

	A	B	C	D	E	F	G	H	I
892	BUILDING CONSTRUCTION-HS/ES RENNOV					0.00	0.00	0.00	0.00
893	BUILDING CONSTRUCTION-BB/SB FIELDS					0.00	25,000.00	0.00	(25,000.00)
894	BUILDING CONSTRUCTION-HS/ES RENNOV					0.00	0.00	0.00	0.00
895	BUILDING CONSTRUCTION-STADIUM					0.00	4,500.00	0.00	(4,500.00)
896	BUILDING CONSTRUCTION-FIELDHOUSE					0.00	0.00	0.00	0.00
897	FURN/EQUIP-TECHNOLOGY-DST**					0.00	0.00	0.00	0.00
898	TOTAL					0.00	29,500.00	4,947.00	(34,447.00)
899									
900	TOTAL FACILITIES & CONSTRUCTION					0.00	29,500.00	4,947.00	(34,447.00)
901									
902									
903									
904	SSA-SUPERNET II					9,875.00	7,939.42	0.00	1,935.58
905	SSA-SPECIAL EDUCATION					423,998.00	329,776.09	0.00	94,221.91
906	SSA-RUS-DLT GRANT					0.00	0.00	0.00	0.00
907									
908	TOTAL PAYMENTS TO MEMBER DISTRICTS					433,873.00	337,715.51	0.00	96,157.49
909									
910									
911									
912	APPRAISAL DISTRICT					119,071.00	58,337.50	0.00	60,733.50
913									
914	TOTAL OTHER INTERGOVERNMENTAL					119,071.00	58,337.50	0.00	60,733.50
915									
916	TRANSFER OUT-WOOD COUNTY SSA					0.00	0.00	0.00	0.00
917									
918									
919	TOTAL OPERATING BUDGET					13,161,014.00	6,477,246.72	1,333,387.89	5,350,379.39
920									
921									
922	DEBT SERVICE FUND								
923	599								
924									
925	BONDS					0.00	0.00	0.00	0.00
926	INTEREST					0.00	0.00	0.00	0.00
927	FEES					0.00	0.00	0.00	0.00
928						0.00	0.00	0.00	0.00
929	TOTAL								
930	TOTAL DEBT SERVICE					0.00	0.00	0.00	0.00
931									
932									
933	TOTAL OPERATING FUND								
934	AND DEBT SERVICE					13,161,014.00	6,477,246.72	1,333,387.89	5,350,379.39
935									
936									
937	***TECHNOLOGY EXPENSES TO BE								
938	FUNDED					103,311.00	37,142.24	67,986.90	(1,818.14)
939									
940									

	A	B	C	D	E	F	G	H	I
941	REFERENCE GUIDE								
942									
943	HS					ST COMP		STATE COMPENSATORY	
944	MS	HIGH SCHOOL				ESL		ENGLISH/SPANISH LANGUAGE	
945	PS	MIDDLE SCHOOL				VOC		VOCATIONAL EDUCATION	
946	ES	PRIMARY SCHOOL				G/T		GIFTED/TALENTED EDUCATION	
947	ADM	ELEMENTARY SCHOOL				SP ED		SPECIAL EDUCATION	
948		ADMINISTRATION							
949									
950	MINEOLA INDEPENDENT SCHOOL DISTRICT								
951									
952	2015-2016 REVENUE								
953	199-GENERAL FUND								
954						BUDGETED	RECEIVED		BALANCE
955	TAXES-CURRENT YEAR					5,605,623.00	5,340,200.63		265,422.37
956	TAXES-PRIOR YEAR					125,000.00	124,247.90		752.10
957	TAXES-PENALTIES					100,000.00	67,147.06		32,852.94
958	TAXES-INTEREST					0.00	0.00		0.00
959	DRIVER EDUCATION TUITION					0.00	0.00		0.00
960	TUITION-SUMMER SCHOOL					0.00	10.00		-10.00
961	EARNING FROM PERMANENT INVESTMENTS					3,200.00	0.00		3,200.00
962	EARNING FROM TEMPORARY INVESTMENTS					20,000.00	23,822.77		-3,822.77
963	RENTAL OF FACILITIES					7,000.00	3,320.00		3,680.00
964	GIFTS/BEQUESTS-MEREDITH-					0.00	0.00		0.00
965	GIFTS/BEQUESTS-MEREDITH-HS BAND					0.00	0.00		0.00
966	GIFTS/BEQUESTS-HS WEIGHT ROOM					0.00	0.00		0.00
967	GIFTS/BEQUESTS-MEREDITH-ES PLAYG					0.00	0.00		0.00
968	GIFTS/BEQUESTS					0.00	19,661.00		-19,661.00
969	INSURANCE RECOVERY					0.00	0.00		0.00
970	ATHLETIC ACTIVITY					50,000.00	69,220.17		-19,220.17
971	MISC REVENUE-FISCAL AGENT FEE					52,000.00	0.00		52,000.00
972	TAXES-CED					0.00	0.00		0.00
973	MISC REVENUE-LOCAL SOURCES					15,000.00	6,254.45		8,745.55
974	CITY OF MINEOLA					6,500.00	3,250.00		3,250.00
975	HEAD START REIMBURSEMENT					95,000.00	75,037.99		19,962.01
976	TOTAL					6,079,323.00	5,732,171.97		347,151.03
977									
978	PER CAPITA					422,281.00	89,719.00		332,562.00
979	STATE FOUNDATION					6,032,038.00	3,068,142.00		2,963,896.00
980	SAFE SCHOOL-RIDER 59					0.00	4,895.00		-4,895.00
981	TRS ON BEHALF					588,178.00	0.00		588,178.00
982	TOTAL					7,042,497.00	3,162,756.00		3,879,741.00
983									
984	SCHOOL HEALTH & REALTED SERVICES					39,194.00	5,985.70		33,208.30
985									
986	SALE OF REAL PROPERTY					0.00	954.00		
987									
988	TAX MAINTENANCE NOTE					0.00	0.00		0.00
989									

	A	B	C	D	E	F	G	H	I
990	TOTAL OPERATING REVENUE					13,161,014.00	8,901,867.67	0.00	4,259,146.33
991									
992	599-DEBT SERVICE								
993									
994	TAXES-CURRENT					0.00	0.00		0.00
995	TAXES-PRIOR YEARS					0.00	0.00		0.00
996	TAXES-PENALTIES					0.00	0.00		0.00
997	TAXES-INTEREST					0.00	0.00		0.00
998	EARNINGS FROM TEMPORARY INVESTMENTS					0.00	0.00		0.00
999	TOTAL					0.00	0.00		0.00
1000									
1001	STATE REVENUE-TEA					0.00	0.00		0.00
1002									
1003	TOTAL DEBT SERVICE REVENUE					0.00	0.00		0.00
1004									
1005	TOTAL OPERATING AND DEBT								
1006	<u>SERVICE REVENUE</u>					13,161,014.00	8,901,867.67	0.00	4,259,146.33
1007									

	A	B	C	D	E	F	G	H	I		
1008											
1009				MINEOLA INDEPENDENT SCHOOL DISTRICT							
1010											
1011	FUND 199			YEAR TO DATE CASH FLOW				Local Maint	Designated		
1012	BEGINNING CASH BALANCE						26,890.86				
1013	BEGINNING TEXPOOL/CD/SAVINGS						2,433,654.40		3,900,573.55		
1014											
1015							0.00				
1016		ACCURED PAYROLL REVERSAL					470,768.61				
1017		ACCURED PAYROLL				0.00					
1018		AUDITOR'S ADJUSTMENTS				0					
1019	REVENUE TO DATE				8,901,867.67			0.00	0.00		
1020	ACCOUNT RECEIVABLE				188,849.00						
1021	EXPENDITURES TO DATE					6,477,246.72			0.00		
1022	DEFERRED REVENUE					0.00					
1023	ACCOUNT PAYABLE					14,943.40					
1024											
1025	ENDING CASH BALANCE						137,665.83				
1026	ENDING TEXPOOL/CD BALANCE						4,450,637.37		3,900,573.55		
1027											
1028	UNENCUMBERED BALANCE						4,450,637.37		3,900,573.55		
1029											
1030	TRANSFER OUT TO WC SSA				0.00						
1031											
1032	TOTAL								8,351,210.92		
1033											
1034				GRAND TOTAL TEXPOOL/CD FOR LOCAL MAINTENANCE							
1035											
1036	FUND 599			\$\$\$\$\$\$\$\$\$\$\$\$\$\$\$\$\$\$\$\$\$\$\$\$\$\$\$\$\$\$\$\$\$\$\$\$\$\$\$\$\$\$\$\$				Debt Service			
1037	BEGINNING CASH BALANCE						1.53				
1038	BEGINNING TEXPOOL BALANCE						107,180.20				
1039											
1040	REVENUE TO DATE				129.32						
1041											
1042	EXPENDITURES TO DATE						0.00				
1043											
1044	ENDING CASH BALANCE						1.53				
1045	ENDING TEXPOOL BALANCE						107,309.52				
1046											
1047	JAN INTEREST PAYMENT						0.00				
1048	JULY PRINCIPAL/INTEREST PAYMENT						0.00				
1049											
1050	PROBABLE TEA PAYBACK						0.00				
1051	UNENCUMBERED BALANCE							107,309.52			
1052											
1053											
1054				GRAND TOTAL TEXPOOL FOR DEBT SERVICE							
1055											
1056											
1057											

Flower Fund	876.88	
Jacket Dads	306.00	
Library Fund	908.73	
T-Shirts	613.00	
Teacher Gifts	10,932.09	
Title I Book Acct	395.00	
School Vending	2,712.74	
Benevolent Fund	12,677.27	
Lounge Vending	3,272.65	
TOTAL		46,986.23
Mineola Elementary School		
Teacher Gifts	3,222.19	
School Annual	3,241.12	
Benevolent Fund	2,410.65	
Advisory Council	4,836.39	
Flower Fund	266.68	
Library Fund	4,311.22	
Lounge Vending	109.25	
Jump Rope	573.07	
School Vending	24,798.53	
P. E.	7.46	
Kiwanis Kids	209.75	
Super Dads	268.74	
TOTAL		44,255.05
Mineola Middle School		
AVID	157.74	
PE-MS	1,095.01	
Flower Fund	186.33	
MS Band	10.00	
Advisory Council	1,364.80	
Choir	201.44	
MS Cheerleaders	1,205.04	
MS Yearbook	3,728.68	
Junior Honor Society	-170.00	
Athletic Boosters	614.90	
Library Fund	525.43	
Lounge Vending	1,066.43	
FCA-MS	4,903.46	
Builder's Club	195.53	
Spirit Crew	188.50	
School Vending	8,976.31	
Benevolent Fund	6,951.79	
Science Club	0.00	
Student Council	1,648.69	
TOTAL		32,850.08
Mineola High School		
Athletic Boosters	13,609.39	
Art	974.22	
Auto Mechanics	526.47	

Anchor Club	495.00	
Annual Staff	1,975.93	
Athletic Vending	11,775.33	
Athletic Equipment Donations	1,357.28	
Band Fund	9,770.01	
Band Boosters	10,603.05	
Business Club	-71.18	
D. E. C. A.	883.89	
Fellowship of Christian Athletes	3,861.44	
Future Farmers of America	2,548.54	
Future Homemakers of America	1,012.45	
Fishing Club	1,497.52	
Class of 2016	15,786.53	
Benevolent Fund	2,941.98	
Testing/Tuition	3,285.45	
Lounge Vending	509.02	
Student Technoloty Assoc	159.99	
I-Pad fees	18,644.94	
Choir	2,063.59	
Class of 2018	1,650.00	
Key Club	2,280.73	
Library Fund	758.92	
Junior Historians	954.75	
National Honor Society	111.36	
Nature Trail	51.64	
Summer Camp	960.00	
Project Graduation	3,339.39	
H. S. Players/Drama	2,348.62	
Flower Fund	1,143.55	
Student Council	453.52	
Scholarship Fund	19,363.00	
Class of 2019	2,030.00	
Soccer Club	1,185.75	
Class of 2017	9,537.36	
Slot Car Racing	1,879.65	
Girl's Athletic Scholarship	95.99	
Varsity Cheerleaders	5,100.33	
AVID	159.81	
School Vending	6,679.23	
TOTAL		164,294.44

WOOD COUNTY SPECIAL EDUCATION SSA

Activity Fund	829.01	
TOTAL		829.01

**TEXPOOL
PORTFOLIO SUMMARY
ACTIVITY FOR MONTH ENDING
March 31, 2016**

LOCAL MAINTENANCE

<i>Investments</i>	<i>Cost</i>	<i>Market</i>	<i>Ratio</i>	<i>Interest Rate</i>
Beginning of period	27,270.60	27,270.60	100.00%	0.32%
Deposits	0.00			
Withdrawals	0.00			
Interest accrued	7.58			
End of Period	27,278.18	27,278.18	100.00%	0.32%

This report is in compliance with the investment strategies as approved by the Public Funds Investment Act



Investment Officer

**TEXPOOL
PORTFOLIO SUMMARY
ACTIVITY FOR MONTH ENDING
March 31, 2016**

FOOD SERVICE

<i>Investments</i>	<i>Cost</i>	<i>Market</i>	<i>Ratio</i>	<i>Interest Rate</i>
Beginning of period	12.20	12.20	100.00%	0.32%
Deposits	0.00			
Withdrawals	0.00			
Interest accrued	0.00			
End of Period	12.20	12.20	100.00%	0.32%

This report is in compliance with the investment strategies as approved by the Public Funds Investment Act




Investment Officer

**TEXPOOL
PORTFOLIO SUMMARY
ACTIVITY FOR MONTH ENDING
March 31, 2016**

INTEREST & SINKING

<i>Investments</i>	<i>Cost</i>	<i>Market</i>	<i>Ratio</i>	<i>Interest Rate</i>
Beginning of period	107,279.69	107,279.69	100.00%	0.32%
Deposits	0.00			
Withdrawals	0.00			
Interest accrued	29.83			
End of Period	107,309.52	107,309.52	100.00%	0.32%

This report is in compliance with the investment strategies as approved by the Public Funds Investment Act




 Investment Officer

**TEXPOOL
PORTFOLIO SUMMARY
ACTIVITY FOR MONTH ENDING
March 31, 2016**

WORKERS COMPENSATION

<i>Investments</i>	<i>Cost</i>	<i>Market</i>	<i>Ratio</i>	<i>Interest Rate</i>
Beginning of period	437,426.39	437,426.39	100.00%	0.32%
Deposits	0.00			
Withdrawals	1,201.00			
Interest accrued	121.38			
End of Period	436,346.77	436,346.77	100.00%	0.32%

This report is in compliance with the investment strategies as approved by the Public Funds Investment Act



Investment Officer

**EDWARD JONES
PORTFOLIO SUMMARY
ACTIVITY FOR MONTH ENDING
March 31, 2016**

MARILYN MERRITT WILSON TRUST

<i>Investments</i>	<i>Cost</i>	<i>Market</i>	<i>Original Value</i>	<i>Ratio</i>	<i>Combined Interest Rate</i>
Beginning of period	456,278.01	456,278.01	435,931.44	100.00%	0.00%
Assets added	0.00		30,254.70		
Assets added	0.00		52.82		
Deposits-Interest	1,214.56		37,749.23		
Scholarships	0.00		2,000.00		
Change in Value YTD	9,596.57		-34,899.05		
End of Period	467,089.14	467,089.14	467,089.14	100.00%	0.00%

This report is in compliance with the investment strategies as approved by the Public Funds Investment Act




 Investment Officer

**EDWARD JONES
PORTFOLIO SUMMARY
ACTIVITY FOR MONTH ENDING
March 31, 2016**

DAN PEACOCK TRUST

<i>Investments</i>	<i>Cost</i>	<i>Market</i>	<i>Original Value</i>	<i>Ratio</i>	<i>Combined Interest Rate</i>
Beginning of period	15,299.90	15,299.90	16,094.29	100.00%	0.00%
Assets Added	0.00		500.00		
Deposits-Interest	89.95		898.64		
Scholarships	0.00		1,000.00		
Change in Value YTD	338.17		-764.91		
End of Period	15,728.02	15,728.02	15,728.02	100.00%	0.00%

This report is in compliance with the investment strategies as approved by the Public Funds Investment Act



Investment Officer

**EDWARD JONES
PORTFOLIO SUMMARY
ACTIVITY FOR MONTH ENDING
March 31, 2016**

G. W. ENGLISH TRUST

<i>Investments</i>	<i>Cost</i>	<i>Market</i>	<i>Original Value</i>	<i>Ratio</i>	<i>Combined Interest Rate</i>
Beginning of period	230,745.81	230,745.81	235,708.14	100.00%	0.00%
Deposits-Interest	783.41		18,861.53		
Scholarships	0.00		1,000.00		
Change in Value YTD	4,589.58		-17,450.87		
End of Period	236,118.80	236,118.80	236,118.80	100.00%	0.00%

This report is in compliance with the investment strategies as approved by the Public Funds Investment Act



Investment Officer

**MINEOLA COMMUNITY BANK
PORTFOLIO SUMMARY
ACTIVITY FOR MONTH ENDING
March 31, 2016**

JUDGE TRUST

<i>Investments</i>	<i>Cost</i>	<i>Market</i>	<i>Ratio</i>	<i>Interest Rate</i>
Beginning of period				
CD	18,000.00	18,000.00	100.00%	0.60%
CD	24,329.52	24,329.52	100.00%	0.60%
CD	26,814.59	26,814.59	100.00%	0.60%
SAVINGS ACCT	1,193.41	1,193.41	100.00%	0.25%
Deposits	337.85			
Withdrawals	0.00			
Quarterly Interest	0.76			
End of Period	1,532.02			
CD	18,000.00	18,000.00	100.00%	0.60%
CD	24,329.52	24,329.52	100.00%	0.60%
CD	26,814.59	26,814.59	100.00%	0.60%
SAVINGS ACCT	1,532.02	1,532.02	100.00%	0.25%

This report is in compliance with the investment strategies as approved by the Public Funds Investment Act



 Investment Officer

PORTFOLIO SUMMARY
ACTIVITY FOR MONTH ENDING
March 31, 2016

CERTIFICATE OF DEPOSIT/SAVINGS

<i>Investments</i>	<i>Cost</i>	<i>Market</i>	<i>Ratio</i>	<i>Interest Rate</i>
Beginning of period	9,141,120.38	9,141,120.38	100.00%	
Deposits	2,812.36			
Withdrawals	820,000.00			
End of period	8,323,932.74	8,323,932.74		
Interest Accrued	13,527.70			
End of Period				
Bank Texas				
CD # 8025567	266,956.54	266,956.54	100.00%	1.00%
Bank Texas				
CD # 8025872	1,065,286.04	1,065,286.04	100.00%	1.00%
First National Bank-Gilmer in Mineola				
CD # 1005229	242,973.28	242,973.28	100.00%	0.75%
Mineola Community				
CD # 01-00542339-9	161,143.30	161,143.30	100.00%	0.60%
Capital One				
Savings #3830656862	6,382,408.00	6,382,408.00	100.00%	0.40%
City National Bank				
CD #10305497	205,165.58	205,165.58	100.00%	1.00%

This report is in compliance with the investment strategies as approved by the Public Funds Investment Act


 Investment Officer

**CAPITAL ONE BANK
PORTFOLIO SUMMARY
ACTIVITY FOR MONTH ENDING
March 31, 2016**

WOOD COUNTY SPECIAL EDUCATION SHARED SERVICES ARRANGEMENT

<i>Investments</i>	<i>Cost</i>	<i>Market</i>	<i>Ratio</i>	<i>Interest Rate</i>
Beginning of period	680,143.69	680,143.69	100.00%	0.40%
Deposits	50,000.00			
Withdrawals	0.00			
Interest accrued	232.65			
End of Period	730,376.34	730,376.34	100.00%	0.40%

This report is in compliance with the investment strategies as approved by the Public Funds Investment Act



 Investment Officer

**TEXPOOL
PORTFOLIO SUMMARY
ACTIVITY FOR MONTH ENDING
March 31, 2016**

WOOD COUNTY SPECIAL EDUCATION SHARED SERVICES ARRANGEMENT

<i>Investments</i>	<i>Cost</i>	<i>Market</i>	<i>Ratio</i>	<i>Interest Rate</i>
Beginning of period	15,413.80	15,413.80	100.00%	0.32%
Deposits	0.00			
Withdrawals	0.00			
Interest accrued	4.27			
End of Period	15,418.07	15,418.07	100.00%	0.32%

This report is in compliance with the investment strategies as approved by the Public Funds Investment Act


Investment Officer

**TEXPOOL
PORTFOLIO SUMMARY
ACTIVITY FOR MONTH ENDING
March 31, 2016**

**WOOD COUNTY SPECIAL EDUCATION SHARED SERVICES ARRANGEMENT
WORKER'S COMPENSATION**

<i>Investments</i>	<i>Cost</i>	<i>Market</i>	<i>Ratio</i>	<i>Interest Rate</i>
Beginning of period	16,559.89	16,559.89	100.00%	0.32%
Deposits	0.00			
Withdrawals	556.60			
Interest accrued	4.49			
End of Period	16,007.78	16,007.78	100.00%	0.32%

This report is in compliance with the investment strategies as approved by the Public Funds Investment Act



 Investment Officer

BANK: 01 LOCAL MAINTENANCE

CHECK TYPE	CHECK NUMBER	CHECK DATE	CHECK AMOUNT	REMITTED TO
OFFC	66723	3-03-2016	361.00	8287 TEXAS FCCLA LOCKBOX OPERATIONS - FCCLA
SYST	66814*	3-16-2016	303.98	6085 ACE HARDWARE - MAINTENANCE
SYST	66815	3-16-2016	379.08	3815 ADVENTURES IN LEARNING - PS 50 ED
SYST	66816	3-16-2016	1,095.00	10445 ALL HOURS ELECTRIC - MAINTENANCE
SYST	66817	3-16-2016	251.58	3549 AT&T - PHONE LINE
SYST	66818	3-16-2016	34.40	3533 AT&T LONG DISTANCE - LONG DISTANCE
SYST	66819	3-16-2016	148.40	10290 AUTOMATIC PROPANE GAS AND SUPPLY, LL - VO AG
SYST	66820	3-16-2016	275.31	10342 BARCELONA SPORTING GOODS - BASEBALL
SYST	66821	3-16-2016	144.95	5517 BARNES & NOBLE BOOKSELLERS, INC. - EB OFF
SYST	66822	3-16-2016	187.20	8164 BRIAN PULLUM - REIMBURSE
SYST	66823	3-16-2016	250.00	3149 BUDGET BUSINESS SYSTEMS - PS REPAIR
SYST	66824	3-16-2016	458.94	1033 CADE'S BUILDING MATERIALS, INC. - MAINT, VO AG
SYST	66825	3-16-2016	565.42	9519 CAPITAL ONE CORPORATE CARD - DEER RIDGE
SYST	66826	3-16-2016	2,375.78	571 CENTERPOINT ENERGY RESOURCES CORP. - GAS
SYST	66827	3-16-2016	957.50	546 CHEM-SERV, INC. - MAINTENANCE
SYST	66828	3-16-2016	51.40	10180 CHICK-FIL-A - ATHLETIC MEAL
SYST	66829	3-16-2016	175.00	10359 CHICKEN EXPRESS - " "
SYST	66830	3-16-2016	56.50	10447 CHRIS QUILLOSA - GAME OFFICIAL
SYST	66831	3-16-2016	91.29	9963 CHRIS STURNS - " "
SYST	66832	3-16-2016	267.00	9753 CKL SOLUTIONS - MAINTENANCE
SYST	66833	3-16-2016	320.75	5938 CLASSROOMDIRECT - KINDERGARTEN
SYST	66834	3-16-2016	464.70	8060 CONNIE D HAGEN, INC - DELEG TESTING
SYST	66835	3-16-2016	23.67	1719 DAIRY QUEEN - ATHLETIC MEALS
SYST	66836	3-16-2016	185.00	5288 DAIRY QUEEN - " "
SYST	66837	3-16-2016	697.80	557 DEALERS ELECTRICAL SUPPLY CO. - MAINTENANCE
SYST	66838	3-16-2016	2,596.32	8444 DUKO OIL CO, INC - TRANSPORTATION
SYST	66839	3-16-2016	44.00	563 EAST TEXAS ALARM, INC. - MAINTENANCE
SYST	66840	3-16-2016	430.00	854 EBSCO INFORMATION SERVICES - HS LIBRARY
SYST	66841	3-16-2016	584.26	10340 EDUCATION ADVANCED INC - COUNSELORS
SYST	66842	3-16-2016	180.00	6371 ELLIOTT-THOMAS HEALTH CENTER, P.C. - PHYSICIAN
SYST	66843	3-16-2016	1,050.00	7571 EUSTACE HIGH SCHOOL - GOLF
SYST	66844	3-16-2016	200.00	10444 FRED ALLEN - WK JUDGE
SYST	66845	3-16-2016	776.20	7703 G&K SERVICES - TRANSPORTATION, MAINT, CUSTODIAL
SYST	66846	3-16-2016	270.00	6485 GAIL HALL - BAND
SYST	66847	3-16-2016	32.90	920 GLEN DOSSETT - REIMBURSE
SYST	66848	3-16-2016	30.00	581 GOGGANS TIRE SERVICE - MAINTENANCE
SYST	66849	3-16-2016	1,564.43	4548 GRAINGER - MAINTENANCE
SYST	66850	3-16-2016	104.25	8893 GREGORY HAIR - GAME OFFICIAL
SYST	66851	3-16-2016	117.50	5402 HARDY COOK & HARDY, PC - SCHOOL ATTY
SYST	66852	3-16-2016	347.93	9852 HOLIDAY INN EXPRESS - EVERETT, WAILEY
SYST	66853	3-16-2016	1,668.00	4267 HOMETOWN TROPHY & AWARD, INC. - TRACK
SYST	66854	3-16-2016	100.00	6657 INDEPENDENT GLASS & MIRROR CO, INC - MAINTENANCE
SYST	66855	3-16-2016	3,980.00	9989 JERRY'S SPORTING GOODS - SOFTBALL
SYST	66856	3-16-2016	388.14	2438 JOHN ABBOTT - REIMBURSE
SYST	66857	3-16-2016	170.30	1475 JOHN DEERE FINANCIAL - MAINTENANCE
SYST	66858	3-16-2016	106.06	1813 JOY STUART - REIMBURSE
SYST	66859	3-16-2016	320.57	9348 KAPCO - HS LIBRARY
SYST	66860	3-16-2016	78.44	10452 KASSI COFFEY - REIMBURSE

BANK: 01 LOCAL MAINTENANCE

TYPE	CHECK NUMBER	CHECK DATE	CHECK AMOUNT	REMITTED TO
SYST	66861	3-16-2016	56.50	10449 KELLAM NEWELL - REIMBURSE
SYST	66862	3-16-2016	16.12	10239 KIM TUNNELL - "
SYST	66863	3-16-2016	1,166.44	1526 LAKESHORE LEARNING MATERIALS - KINDERGARTEN
SYST	66864	3-16-2016	56.50	7444 LAURA DENNIS - ACT
SYST	66865	3-16-2016	36.00	10362 LAURA FLOURNOY - REIMBURSE
SYST	66866	3-16-2016	273.98	6280 LONGHORN FORD - TRANSPORTATION
SYST	66867	3-16-2016	602.25	2686 LOWE'S - MAINTENANCE
SYST	66868	3-16-2016	137.50	10450 MARIA CORTES - TJC
SYST	66869	3-16-2016	1,516.36	631 MARK'S PLUMBING PARTS - MAINTENANCE
SYST	66870	3-16-2016	153.90	9575 MARY A ROSEBERRY - REIMBURSE
SYST	66871	3-16-2016	78.12	10455 MCDONALD'S - ATHLETIC MEAL
SYST	66872	3-16-2016	57.24	8433 MIKE SORENSON - REIMBURSE
SYST	66873	3-16-2016	202.91	1457 MINEOLA AUTO SUPPLY - AUTO MECHANICS
SYST	66874	3-16-2016	6,615.93	8076 MINEOLA ISD TAX COLLECTOR - AUTO TAX PYMT
SYST	66875	3-16-2016	5,903.58	1815 MINEOLA SUPPLY COMPANY, INC. - CUSTODIAL
SYST	66876	3-16-2016	75.00	10446 MINEOLA UPHOLSTERY - MAINTENANCE
SYST	66877	3-16-2016	7.00	3529 MR D'S 10 MINUTE OIL CHANGE - TRANSPORTATION
SYST	66878	3-16-2016	83.84	921 NELDA SHIPP - REIMBURSE
SYST	66879	3-16-2016	135.44	4861 OSCAR STRAIN - GAME OFFICIAL
SYST	66880	3-16-2016	300.00	1714 PATTY HAWKINS - STUDENT MEAL
SYST	66881	3-16-2016	338.56	683 PENDER'S MUSIC COMPANY - HS BAND
SYST	66882	3-16-2016	3,221.68	5531 PERDUE, BRANDON, FIELDER, COLLINS & - Del TAX ATTY - FEB
SYST	66883	3-16-2016	60.55	8506 PHILLIP RAGLIN - GAME OFFICIAL
SYST	66884	3-16-2016	40.00	2899 PIZZA HUT, INC. - STRATEGIC MEAL
SYST	66885	3-16-2016	400.00	7905 RAPTOR TECHNOLOGIES, INC. - SUPPLIES - ALL
SYST	66886	3-16-2016	7,292.91	1365 REGION VII EDUCATION SERVICE CENTER - CONTRACTS
SYST	66887	3-16-2016	777.00	5370 REPUBLIC SERVICES - TRASH PICK-UP
SYST	66888	3-16-2016	122.97	8556 RICK ROGERS - GAME OFFICIAL
SYST	66889	3-16-2016	117.50	1283 RICKEY MOSLEY - " "
SYST	66890	3-16-2016	4,195.00	7904 ROGERS ATHLETIC COMPANY - ATHLETICS
SYST	66891	3-16-2016	83.88	6989 RONALD GREER - GAME OFFICIAL
SYST	66892	3-16-2016	60.00	7385 RONALD HINSON - " "
SYST	66893	3-16-2016	992.50	8140 ROZELL SPRAYER MFG CO - MAINTENANCE
SYST	66894	3-16-2016	1,271.84	8442 RUSH BUS CENTERS - TRANSPORTATION
SYST	66895	3-16-2016	468.96	8170 RYAN STEADMAN - REIMBURSE
SYST	66896	3-16-2016	234.01	3785 SAFETY-KLEEN SYSTEMS, INC. - AUTO MECHANICS, TRANSPORTATION
SYST	66897	3-16-2016	38.99	724 SCHOOL SPECIALTY, INC. - KINDERGARTEN
SYST	66898	3-16-2016	1,357.02	8583 SHERATON DALLAS - FCCLA
SYST	66899	3-16-2016	1,152.00	4835 SIGN MART - SUN SIGN
SYST	66900	3-16-2016	55.98	10235 SMITH COUNTY LUMBER - MAINTENANCE
SYST	66901	3-16-2016	97.75	10451 SUBWAY - ATHLETIC MEAL
SYST	66902	3-16-2016	170.00	8567 SULPHUR SPRINGS HIGH SCHOOL - WIL
SYST	66903	3-16-2016	100.00	6746 TASO-EAST TEXAS CHAPTER - Softball
SYST	66904	3-16-2016	110.00	3765 TASSP - SORENSON, BUILD
SYST	66905	3-16-2016	1,594.74	5035 TATUM MUSIC CO, INC - BAND
SYST	66906	3-16-2016	344.00	7110 TEP SA - EVERETT
SYST	66907	3-16-2016	1,920.60	5749 THE TERMINIX INTERNATIONAL COMPANY - MAINTENANCE
SYST	66908	3-16-2016	293.85	9060 UNITED LABORATORIES INC - "

BANK: 01 LOCAL MAINTENANCE

TYPE	CHECK NUMBER	CHECK DATE	CHECK AMOUNT	REMITTED TO
SYST	66957	3-31-2016	120.00	8169 LUKE BLACKWELL - Athletic meals
SYST	66958	3-31-2016	23.79	10347 MELISIA FOSTER - REIMBURSE
SYST	66959	3-31-2016	21.12	8365 MICHELLE DUDLEY - "
SYST	66960	3-31-2016	23.81	8433 MIKE SORENSON - "
SYST	66961	3-31-2016	4,688.86	8076 MINEOLA ISD TAX COLLECTOR - AUTO TAX PYMT
SYST	66962	3-31-2016	40.00	9353 MINEOLA PRIMARY SCHOOL LIBRARY - Oxford
SYST	66963	3-31-2016	34.00	3202 MPRINTS PRINTING, INC - Ps OFFICE
SYST	66964	3-31-2016	63.23	8155 MUNICIPAL SERVICES BUREAU - Toll chgs
SYST	66965	3-31-2016	162.36	2318 MUSIC IN MOTION - ES Music
SYST	66966	3-31-2016	900.00	8569 NETOP TECH, INC. - SOFTWARE All
SYST	66967	3-31-2016	7.99	8156 NORTH TEXAS TOLLWAY AUTHORITY - Toll chgs
SYST	66968	3-31-2016	70.55	8506 PHILLIP RAGLIN - GAME OFFICIAL
SYST	66969	3-31-2016	717.00	6204 PITNEY BOWES GLOBAL FINANCIAL SERVI - METER RENT
SYST	66970	3-31-2016	2,995.00	9195 PRECISION FENCE - MEREDITH PROJECT
SYST	66971	3-31-2016	7,101.75	701 QUILL CORPORATION - Tech Supply All
SYST	66972	3-31-2016	221.00	7165 RABO BUSINESS FORMS, INC. - ADMIN
SYST	66973	3-31-2016	275.00	8089 RAINS HIGH SCHOOL - UIL
SYST	66974	3-31-2016	4,160.00	10456 REGION II 3A - REGIONAL ATHLETICS
SYST	66975	3-31-2016	217.44	5356 SAM'S CLUB DIRECT - ES TESTING
SYST	66976	3-31-2016	23.85	7559 SARA WEST - REIMBURSE
SYST	66977	3-31-2016	654.67	5569 SCANTRON CORPORATION - HS OFFICE
SYST	66978	3-31-2016	101.91	4443 SCHOLASTIC BOOK FAIRS - HS LIBRARY
SYST	66979	3-31-2016	324.65	724 SCHOOL SPECIALTY, INC. - ES OFF, 5 th G, ESL, Kindergarten
SYST	66980	3-31-2016	80.92	5411 SHANE HELMS - GAME OFFICIAL
SYST	66981	3-31-2016	1,400.00	4835 SIGN MART - STADIUM
SYST	66982	3-31-2016	165.00	7404 SPORTS AUTOMATION - TRACK
SYST	66983	3-31-2016	384.50	10068 SPORTS SCENE - BASEBALL
SYST	66984	3-31-2016	254.50	6883 SUBWAY - Athletic meals
SYST	66985	3-31-2016	31.50	9209 SUBWAY - " "
SYST	66986	3-31-2016	2,111.12	7168 SUDDENLINK COMMUNICATIONS - INTERNET
SYST	66987	3-31-2016	331.04	7254 SUPER 8 UNIVERSITY - TRACK
SYST	66988	3-31-2016	77.28	10143 TANNER SIMMONS - GAME OFFICIAL
SYST	66989	3-31-2016	260.00	10053 TAQUERIA PLANCARTE - STRATEGIC COMM
SYST	66990	3-31-2016	198.96	763 TASB, INC - UPDATE 104
SYST	66991	3-31-2016	60.00	10467 TCDA HONOR CHOIR - ES Choir
SYST	66992	3-31-2016	45.00	5420 TEXAS DEPT OF LICENSING & REGULATIO - ROSEBERG
SYST	66993	3-31-2016	99.93	8018 TOM CREMEANS - GAME OFFICIAL
SYST	66994	3-31-2016	21.87	9622 TOMMY TURNER - REIMBURSE
SYST	66995	3-31-2016	24.27	10090 TXTAG - Toll chg
SYST	66996	3-31-2016	313.42	8276 TYLER STEEL COMPANY - VO Ag
SYST	66997	3-31-2016	60.00	8474 UIL - St Choir
SYST	66998	3-31-2016	100.00	10468 UNIVERSITY OF TEXAS AT AUSTIN - TRACK
SYST	66999	3-31-2016	41.81	8425 VERIZON - CELL PHONE
SYST	67000	3-31-2016	4,812.00	807 VISUAL TECHNIQUES, INC. - ES, Ps Equip
SYST	67001	3-31-2016	1,572.88	822 WAL-MART STORES TEXAS, LLC - HS TESTING, ADM, ATHLETICS, MS TESTING, STRATEGIC, HS SCIENCE, 2NDG
SYST	67002	3-31-2016	125.44	6343 WENDI GOWAN - REIMBURSE
SYST	67003	3-31-2016	4,794.55	2827 WILLIAMS SPORTING GOODS - TRACK

BANK 01 TOTALS	SYSTEM CHECKS	NO CHECKS	CHECK AMOUNTS
	SYSTEM CHECKS	190	228,009.84
	OFFICE CHECKS	1	361.00
	VOID CHECKS	0	0.00
		191	228,370.84

BANK: 01 LOCAL MAINTENANCE

CHECK TYPE	CHECK NUMBER	CHECK DATE	CHECK AMOUNT	REMITTED TO
SYST	66909	3-16-2016	9.87	7840 UPS - SHIPPING
SYST	66910	3-16-2016	700.00	7323 VAN FOOTBALL ASSOCIATION - TRACK
SYST	66911	3-16-2016	320.00	7356 VAN TENNIS ASSOCIATION - TENNIS
SYST	66912	3-16-2016	1,128.00	807 VISUAL TECHNIQUES, INC. - HS, DS
SYST	66913	3-16-2016	108.07	822 WAL-MART STORES TEXAS, LLC - EX. TREATING, 3 RD & G, MAINTENANCE
SYST	66914	3-16-2016	35.20	7417 WALDEN POWER EQUIPMENT - MAINTENANCE
SYST	66915	3-16-2016	164.55	845 WHATABURGER - ATHLETIC MEAL
SYST	66916	3-16-2016	2,974.00	2827 WILLIAMS SPORTING GOODS - BASKETBALL
SYST	66917	3-16-2016	29,168.75	825 WOOD COUNTY APPRAISAL DISTRICT
SYST	66918	3-16-2016	47,110.87	837 WOOD COUNTY SPECIAL EDUCATION SSA
SYST	66919	3-31-2016	87.93	7604 ABLES-LAND, INC - MS SAC
SYST	66920	3-31-2016	15,455.07	745 AEP SOUTHWESTERN ELECTRIC POWER - ELECTRIC
SYST	66921	3-31-2016	2,000.00	10269 BBURKS CONSULTING, LLC - STRATEGIC COMM
SYST	66922	3-31-2016	271.18	10458 BEST WESTERN TAYLOR INN - HS Robotics
SYST	66923	3-31-2016	513.67	8638 BILLY DUNN - REIMBURSE
SYST	66924	3-31-2016	750.00	3149 BUDGET BUSINESS SYSTEMS - MS SAC
SYST	66925	3-31-2016	2,416.52	9519 CAPITAL ONE CORPORATE CARD - TRAFF, PEAK RIDGE
SYST	66926	3-31-2016	175.00	7320 CHAPEL HILL ISD - Golf
SYST	66927	3-31-2016	110.32	1329 CHEVRON - Vo AG
SYST	66928	3-31-2016	366.00	9936 CICI'S PIZZA - BAND MEAL
SYST	66929	3-31-2016	656.50	7924 CICI'S PIZZA - "
SYST	66930	3-31-2016	156.00	10457 CICI'S PIZZA - "
SYST	66931	3-31-2016	1,845.78	549 CITY OF MINEOLA - WATER
SYST	66932	3-31-2016	353.00	7834 CLAY EWELL EDUCATIONAL SERVICES - Vo AG
SYST	66933	3-31-2016	3,649.94	4447 CYNERGY TECHNOLOGY BY COMPUTERLAND - SERVER, INF Comp Lab
SYST	66934	3-31-2016	23.31	6956 DAVID SAUER - REIMBURSE
SYST	66935	3-31-2016	90.00	9702 DEBORAH ARMSTRONG - STUDENT MEAL
SYST	66936	3-31-2016	74.50	8362 DREW COLE - GAME OFFICIAL
SYST	66937	3-31-2016	122.99	6961 EAI EDUCATION - 5 TH G
SYST	66938	3-31-2016	70.00	6759 ENVIRONMENTAL OIL RECOVERY - TRANSPORTATION
SYST	66939	3-31-2016	268.97	2170 FLATT STATIONERS, INC. - DE
SYST	66940	3-31-2016	276.64	7891 FORNEY ISD - BASKETBALL PLAYOFF
SYST	66941	3-31-2016	130.00	8905 GOLDEN CHICK - ATHLETIC MEAL
SYST	66942	3-31-2016	2,600.00	6327 HERRINGTON HEAT & AC - GYM, BAND, KITCHEN REPAIR
SYST	66943	3-31-2016	2,423.66	7153 HEWLETT-PACKARD COMPANY - TECH SUPPLY ALL
SYST	66944	3-31-2016	152.02	4267 HOMETOWN TROPHY & AWARD, INC. - DE
SYST	66945	3-31-2016	64.50	10465 JARROD WARREN - GAME OFFICIAL
SYST	66946	3-31-2016	90.74	8901 JASON GOODSON - REIMBURSE
SYST	66947	3-31-2016	111.84	7932 JIM NOLAN - GAME OFFICIAL
SYST	66948	3-31-2016	89.76	8706 JOE TEMPLE - " "
SYST	66949	3-31-2016	101.04	9260 KEITH ELLIS - " "
SYST	66950	3-31-2016	101.04	8877 KELLY TALLANT - " "
SYST	66951	3-31-2016	575.00	2671 KEMP ISD - TRACK
SYST	66952	3-31-2016	127.71	5790 KENDALL GOULD - REIMBURSE
SYST	66953	3-31-2016	58.51	7075 KERRY VANCELEAVE - "
SYST	66954	3-31-2016	114.98	1526 LAKESHORE LEARNING MATERIALS - KINDERGARTEN
SYST	66955	3-31-2016	197.59	7444 LAURA DENNIS - REIMBURSE
SYST	66956	3-31-2016	18.00	10362 LAURA FLOURNOY - "

**MINEOLA INDEPENDENT SCHOOL DISTRICT
TAX REPORT**

2015 TAX LEVY	Tax Rate	Levy	9/1/2015	Adj/Corr	MTD Pymts	YTD Pymts	Balance	YTD %
	1.17	5,704,040.13	5,704,040.13	-6,387.33	78,761.36	5,319,055.08	378,597.72	93.25%
2014	1.1700	6,193,547	170,607.37	-2,650.28	4,479.78	71,404.54	96,552.55	
2013	1.1700	6,395,946	87,141.98	-2,460.98	2,768.54	23,262.45	61,418.55	
2012	1.1700	6,426,457	63,566.85	-2,582.08	1,714.34	12,027.06	48,957.71	
2011	1.1700	5,520,692	43,173.36	-807.31	556.79	4,494.60	37,871.45	
2010	1.1700	5,240,343	29,176.66	-514.81	172.70	1,753.95	26,907.90	
2009	1.1700	5,221,918	23,543.92	-159.36	92.10	1,164.16	22,220.40	
2008	1.1700	5,266,305	19,398.95	-159.36	92.87	932.21	18,307.38	
2007	1.3700	5,266,306	14,273.23	-159.36	305.36	1,418.20	12,695.67	
2006	1.5000	5,050,968	15,613.93	-186.60	61.10	1,813.84	13,613.49	
2005	1.5000	4,859,086	14,061.51	-323.85	66.90	1,379.35	12,358.31	
2004	1.5500	4,312,321	12,442.21	-323.85	66.90	944.69	11,173.67	
2003 & PRIOR	1.5500	8,355,199	105,959.65	-3,858.52	205.16	3,652.85	98,448.28	

TOTAL 598,959.62 -14,186.36 10,582.54 124,247.90 460,525.36 **95.43%**

Penalty & Interest Collected

10,516.14 67,326.34

Attorney Fees Collected

3,141.15 32,085.93

THIS IS TO CERTIFY THAT THE ABOVE IS A CORRECT TOTAL OF ALL TAXES COLLECTED FOR THE MONTH OF MARCH 2016

Mary Ann Roseberry, T/C
Mary Ann Roseberry, T/C

**MINEOLA INDEPENDENT SCHOOL DISTRICT ENROLLMENT REPORT
2015-2016**

CAMPUS	1ST DAY	AUG	SEPT		OCT		NOV		DEC		JAN		FEB		MAR		APR		MAY		LAST DAY
	Aug. 24	Aug. 31																			
<i>PRIMARY</i>			Attn. %		Attn. %		Attn. %		Attn. %		Attn. %		Attn. %		Attn. %		Attn. %		Attn. %		
EC																					
PK	72	71	95.77	72	94.26	73	94.77	76	92.30	76	91.89	75	91.13	75	93.40	77	88.12	78	91.58		
K	110	111	96.40	111	96.76	112	96.61	114	96.22	113	96.07	110	93.20	109	93.43	110	92.65	111	95.04		
1	134	135	97.	132	96.65	130	96.67	131	96.64	131	97.61	132	94.72	130	96.89	129	93.17	127	95.97		
2	113	117	97.78	118	96.22	117	97.26	120	97.45	120	94.44	121	95.67	118	96.20	120	92.81	120	95.98		
TOTAL	429	434	96.73	433	96.18	432	96.50	441	96.02	440	95.38	438	94.00	432	95.25	436	92.04	436	94.96		
<i>ELEMENTARY</i>																					
3	122	124	99.19	125	95.85	124	96.61	124	96.39	123	95.75	122	95.29	122	96.55	122	96.11	121	96.36		
4	111	112	98.21	113	97.01	115	97.72	113	96.24	113	97.83	114	95.58	113	96.35	114	95.83	112	96.43		
5	137	138	97.83	137	96.55	137	95.91	129	95.65	138	94.44	138	96.56	140	97.15	139	94.77	140	95.84		
TOTAL	370	374	98.41	375	96.45	376	96.69	376	96.07	374	95.89	374	98.85	375	96.71	375	95.52	373	96.19		
<i>MIDDLE</i>																					
6	116	120	96.67	119	97.34	119	97.42	120	97.01	120	96.01	121	97.73	119	96.00	120	95.91	120	94.79		
7	119	121	99.17	122	97.83	122	97.52	121	96.86	121	96.48	123	97.33	125	95.88	130	92.34	127	98.18		
8	109	110	99.09	109	97.40	108	96.95	108	96.36	108	95.99	109	96.10	108	96.59	108	95.93	110	96.17		
TOTAL	344	351	98.31	350	97.53	349	97.31	349	96.76	349	96.17	353	97.09	352	96.14	358	94.63	357	96.42		
<i>HIGH</i>																					
9	132	134	94.78	134	96.99	136	96.59	135	96.46	136	95.90	135	92.48	137	96.53	135	93.85	131	95.65		
10	110	111	98.2	111	98.02	108	96.85	107	95.74	108	94.85	111	91.14	110	93.15	110	91.66	108	96.29		
11	105	108	97.22	108	95.36	107	96.23	107	95.84	104	94.55	104	93.69	101	94.29	100	91.18	99	97.17		
12	94	94	97.86	95	96.18	95	97.23	94	95.61	92	95.52	92	92.84	94	94.59	91	93.72	89	95.28		
TOTAL	441	447	97.01	448	96.68	446	96.70	443	95.96	440	95.24	442	92.50	442	93.83	436	92.66	427	96.09		
TOTAL	1,584	1,606	97.61	1,606	96.71	1,603	96.80	1,609	96.20	1,603	95.67	1,607	95.61	1,601	95.48	1,605	93.71	1,593	95.91		
2014-2015	1,567	1,584		1,603		1,590		1,593		1,594		1,591		1,595		1,585		1,576		1,577	1,576
2013-2014	1,582	1,605		1,619		1,611		1,610		1,614		1,611		1,606		1,590		1,584		1,577	1,571
2012-2013	1,567	1,598		1,600		1,597		1,591		1,585		1,588		1,588		1,583		1,587		1,580	1,575
2011-2012	1,566	1,589		1,576		1,579		1,563		1,570		1,565		1,573		1,574		1,570		1,560	1,560
2010-2011	1,574	1,608		1,601		1,597		1,597		1,592		1,593		1,581		1,578		1,569		1,572	1,564
2009-2010	1,538	1,565		1,573		1,581		1,577		1,585		1,590		1,607		1,599		1,590		1,582	1,579
2008-2009	1,510	1,541		1,548		1,557		1,551		1,534		1,502		1,527		1,531		1,524		1,523	1,524
2007-2008	1,528	1,566		1,578		1,583		1,583		1,575		1,554		1,539		1,543		1,538		1,541	1,537
2006-2007	1,522	1,568		1,567		1,580		1,562		1,559		1,538		1,538		1,532		1,538		1,537	1,536
2005-2006	1,582	1,635		1,637		1,618		1,596		1,606		1,612		1,587		1,583		1,586		1,577	1,575
2004-2005	1,562	1,620		1,622		1,625		1,633		1,617		1,623		1,619		1,610		1,622		1,605	1,603
2003-2004	1,534	1,534		1,606		1,603		1,618		1,608		1,610		1,612		1,604		1,600		1,595	1,596
2002-2003	1,516	1,516		1,580		1,563		1,547		1,568		1,563		1,579		1,568		1,578		1,570	1,567
2001-2002	1,468	1,468		1,535		1,530		1,521		1,523		1,534		1,544		1,519		1,515		1,509	1,502
2000-2001	1,456	1,456		1,508		1,510		1,514		1,503		1,517		1,508		1,517		1,505		1,493	1,484
1999-2000	1,451	1,451		1,470		1,464		1,487		1,488		1,479		1,494		1,491		1,493		1,493	1,493
1998-1999	1,500	1,500		1,532		1,518		1,500		1,484		1,462		1,466		1,476		1,475		1,470	1,470

2015 CERTIFIED TOTALS

Property Count: 9,499

SMI - MINEOLA ISD
Grand Totals

4/8/2016 12:52:53PM

State Category Breakdown

State Code	Description	Count	Acres	New Value Market	Market Value
A	SINGLE FAMILY RESIDENCE	2,661		\$2,228,580	\$203,284,027
B	MULTIFAMILY RESIDENCE	81		\$184,240	\$11,504,840
C1	VACANT LOTS AND LAND TRACTS	630		\$0	\$2,865,331
D1	QUALIFIED OPEN-SPACE LAND	1,091	41,732.7523	\$0	\$79,405,601
D2	IMPROVEMENTS ON QUALIFIED OPEN SP	228		\$0	\$1,635,782
E	RURAL LAND, NON QUALIFIED OPEN SP	2,007	7,706.1910	\$3,711,400	\$146,747,395
F1	COMMERCIAL REAL PROPERTY	447		\$2,847,570	\$67,185,302
F2	INDUSTRIAL AND MANUFACTURING REA	3		\$0	\$2,327,850
G1	OIL AND GAS	1,482		\$0	\$63,202,960 <i>44.1</i>
J2	GAS DISTRIBUTION SYSTEM	7		\$0	\$692,650
J3	ELECTRIC COMPANY (INCLUDING CO-OP	17		\$0 <i>515,910</i>	\$8,543,760
J4	TELEPHONE COMPANY (INCLUDING CO-	21		\$0	\$2,914,390
J5	RAILROAD	12		\$0	\$8,328,310
J6	PIPELAND COMPANY	49		\$0	\$1,855,130
J7	CABLE TELEVISION COMPANY	3		\$0	\$1,600,370
J8	OTHER TYPE OF UTILITY	1		\$0	\$8,490
L1	COMMERCIAL PERSONAL PROPERTY	517		\$0	\$31,579,600
L2	INDUSTRIAL AND MANUFACTURING PERE	65		\$0	\$19,850,290
M1	TANGIBLE OTHER PERSONAL, MOBILE H	88		\$160,030	\$2,014,180
O	RESIDENTIAL INVENTORY	90		\$0	\$439,380
S	SPECIAL INVENTORY TAX	11		\$0	\$7,217,520
X	TOTALLY EXEMPT PROPERTY	816		\$0	\$43,392,325
	Totals		49,438.9433	\$9,131,820	\$706,595,483

Public Forum

Any person wishing to address the Board during the period reserved for public comment at a Board meeting must sign up to be heard, in accordance with District policy BED(LOCAL):

1. Each participant will be limited to FIVE (5) minutes to make comments to the Board.
2. Any group of five or more persons must appoint one person to present the group's views to the Board.
3. The Board is **NOT** permitted to discuss or act upon any issues that are not posted on the agenda for tonight's meeting. The Board has adopted complaint policies that are designed to secure, at the lowest possible administrative level, a prompt and equitable resolution of complaints and concerns. Each of these processes provides that, if a resolution cannot be achieved administratively, the person may appeal the administrative decision to the Board as a properly posted agenda item.