

Agenda of Regular Action Meeting

The Board of Trustees Dickinson Independent School District

A Regular Action Meeting of the Board of Trustees of Dickinson Independent School District will be held Tuesday, December 10, 2024, beginning at 5:45 PM in the Education Support Center, 2218 FM 517, Dickinson, TX 77539.

The subjects to be discussed or considered or upon which any formal action may be taken are listed below. Items do not have to be taken in the same order as shown on this meeting notice. Unless removed from the consent agenda, items identified within the consent agenda will be acted on at one time.

During the course of this meeting the Board of Trustees may determine that a closed meeting of the Board of Trustees is required, to discuss the items set forth below. Such closed meeting is authorized by the Texas Open Meetings Act, Texas Government Code Section 551.001 et seq. The closed meeting will be held by the School Board at the date, hour and place indicated in this Notice/Agenda or as soon after the commencement of the meeting covered by this Notice/ Agenda as the School Board may conveniently meet in such closed or executive meeting or session concerning any and all purposes permitted by the Act, including, but not limited to, the sections and purposes covered by the following sections of the Texas Government Code: 551.071, 551.072, 551.073, 551.074, 551.076, 551.082, 551.083, 551.084. Should any final action, decision or vote be required with regard to any matter considered in closed session, the final action, decision or vote shall be in the open meeting, or at a subsequent public meeting, with notice.

1. Roll Call, Establish Quorum, Welcome Visitors
2. Closed Executive Session
 - 2.A. Section 551.074 - Resignations, Retirements, New Hires
 - 2.B. Section 551.076 - Security
 - Section 551.089 - Deliberation Regarding Security Devices or Security Audits Access
 - 2.B.1) Intruder Detection Audit
 - 2.B.2) District Vulnerability Assessment
3. Pledge of Allegiance to the American and Texas Flags
Beckett, Cannon, Colt, Preslyn, & Saige Sauers, LES
4. Special Performance by Silbernagel Elementary Choir
5. Recognitions
 - 5.A. SuperGator Alumni
 - 5.B. Administrator Retirement
 - 5.C. DISD Christmas Card Artist
 - 5.D. Celebrating Heroic Leadership
 - 5.E. Lions Club International Peace Poster Contest
6. Public Comment: Agenda Items

7. Open Forum: Non agenda Items
8. Action on Closed Executive Session Items
 - 8.A. Consider Approval of Resignations, Retirements, New Hires
9. Superintendent Appointment of Administrative Positions
10. Intruder Detection Audit
11. TEA District Vulnerability Assessment Report
12. Demographics Update
13. Written Reports
 - 13.A. Student Attendance Report for 2nd Six Weeks
 - 13.B. Monthly Tax Collection Report October 2024
14. DHS Academic Handbook for 2025-2026
15. Instructional Materials Review and Approval (IMRA) 2024-List of High-Quality Instructional Materials (HQIM)
16. HB 3033 Public Information Act
17. Dickinson Junior High Easement
18. Academic Calendar 2025-2026
19. Action Items
 - 19.A. Consent Agenda Items
 - Budget Amendments/Adjustments for November 7, 14, 21, and December 5, 2024
 - Donation to DHS AFJROTC
 - Campus Fundraising Request DJHS, MJHS Library
 - Donation to DHS FFA-McRee Ford
 - Donation to MJHS Band-Ronald and Linda Hanson
 - JROTC MOA
 - Approval for Proposals Received-Contracted Services 24-10-1174
 - Approval for Proposals Received- Solid Waste Disposal 24-10-1175
 - Approval for Proposals Received- Crane Service, Equipment Rental, and Repair 24-10-1176
 - Approval for Proposals Received- Refrigerated Truck for FNS 24-10-1177
20. Adjournment

The notice for this meeting was posted in compliance with the Texas Open Meeting Act on Friday, December 6, 2024 at or before 4:30 p.m.

DISD complies with Title II and will make efforts to ensure that board meetings are accessible to qualified individuals with disabilities by furnishing appropriate auxiliary aids and services and making reasonable accommodations. Contact the Asst. Supt. for Administration at (281) 229-6024 should you need accessibility.



Dr. Rebecca Brown
Superintendent of Schools

DICKINSON INDEPENDENT SCHOOL DISTRICT

EXECUTIVE BOARD AGENDA DOCUMENT

Meeting Date: December 10, 2024

Item Title: Executive Session

Agenda Item: President of the Board

The Board President will reconvene the Board to meet in Executive Session. If, during the course of the meeting covered by this Notice, the Board of Trustees should determine that a closed or executive meeting or session of the Board of Trustees is required, then such closed or executive meeting or session as authorized by **the Texas Open Meetings Act**, Texas Government Code **Section 551.001** et seq., will be held by the School Board at the date, hour, and place given in this Notice or as soon after the commencement of the meeting covered by this Notice as the School Board may conveniently meet in such closed or executive meeting or session concerning any and all purposes permitted by the Act, including but not limited to the following section(s) and purpose(s): Texas Government Code **Section 551.071** - Consultation with District's attorney regarding potential claim to be asserted by the District and concerning matters on which the attorney's duty to the District under the Texas Disciplinary Rules of Professional Conduct clearly conflicts with the Texas Open Meetings Laws; **Section 551.074** - for the purpose of considering the appointment, resignations, reassignment, evaluation, duties, discipline or dismissal of a public officer or employee or to hear complaints or charges against public officers or employees; **Section 551.082** school children; school district employees; disciplinary matter or complaint, and **Section 551.0821** for the purpose of considering a matter regarding a public school student where personally identifiable information about the student will necessarily be revealed by the deliberation.

Time To Executive Session: _____

Time Out of Executive Session: _____

**DICKINSON INDEPENDENT SCHOOL DISTRICT
BOARD AGENDA ITEM**

Meeting Date: December 10, 2024

Item Title: Special Performances

Background Information:

Silbernagel 2nd grade students will perform Jingle Bell Polka, Frosty Weather, Christmas Medley, and Cray Cray Christmas for the Board and guests. The students are led by music teacher Kelsey Helton.

DICKINSON INDEPENDENT SCHOOL DISTRICT

BOARD AGENDA ITEM

Meeting Date: December 10, 2024

Item Title: SuperGator Alumni

Agenda Item: Tammy Dowdy

Background Information:

Dickinson ISD is started a new recognition this school year at our monthly Board of Trustees meeting to recognize alumni who are going above and beyond to volunteer in the school district and campuses on a regular basis. These alumni are giving back and making a difference in the lives of students and staff by giving of their time in inspire future Dickinson ISD alumni.

For December, we are recognizing two alumnus who give back to DISD.

Martha Flores is a proud Dickinson High School graduate from the Class of 1978 who is a tremendous help to Silbernagel Elementary and Kranz Junior High, where she has granddaughters in kindergarten and sixth grade. At Silbernagel, she is a volunteer during lunches to assist pre-kindergarten students needing extra help. She volunteers with the PTO, helps with school dances, assists with school book fairs, and works in the school store on Tuesdays and Thursdays. As the school office staff said, "She helps with whatever is needed." At Kranz, Martha volunteers in the school front office when extra help is needed. She answers phones, assists parents and visitors, and helps with regular office duties.

Thank you, Martha, for giving of your time and your dedication to Dickinson ISD, Silbernagel Elementary, and Kranz Junior High.

Marjorie Morgan, a proud graduate of Dickinson High School's Class of 1986, is a cornerstone of the Dickinson community. She generously supports Dickinson ISD programs and events and shares her skills and resources as a small business owner to make each occasion shine. Beyond her contributions to the school district, Marjorie serves as a City of Dickinson First Responder, compassionately stepping up to help those in need during critical moments. She also serves on the Board of M.I. Lewis Social Service Center which aids individuals with emergency needs and encourages them toward self-sufficiency.

Thank you, Marjorie, for your commitment to the Dickinson community and for being an inspiring example of service and loyalty. We are grateful for all that you do to uplift and support those around you.

"Once a Gator, Always a Gator."

**DICKINSON INDEPENDENT SCHOOL DISTRICT
BOARD AGENDA ITEM**

Meeting Date: December 10, 2024

Item Title: Administrator Retirement

Agenda Item: Tammy Dowdy

Background Information:

Jimmy Anderson is the district's Director of Facility Services. He is retiring after 39 years of service to public education, all spent in Dickinson ISD. Jimmy joined the district in 1986 as a part-time electrician in the maintenance department and a part-time kitchen equipment technician for Food and Nutrition Services. He eventually moved into a full-time position as kitchen equipment technician before accepting the role of Assistant Director of Maintenance in 2000. He moved into the director's position in 2005, where he has remained for almost 20 years.

Thank you, Jimmy, for your dedication to Dickinson ISD and the district's Facility Services Department.

**DICKINSON INDEPENDENT SCHOOL DISTRICT
BOARD AGENDA ITEM**

Meeting Date: December 10, 2024

Item Title: District Christmas Card Artwork Honoree

Agenda Item: Paul Trahan, Fine Arts Director

Background Information:

Dickinson ISD holds an annual contest for a student to create artwork for the cover of the district Christmas card. The contest alternates each year between elementary students and secondary students. This year, the contest was offered to students at the three junior high campuses and Dickinson High School to create artwork depicting a holiday/winter related theme.

The winner of this year's contest is **Juliana Guidry**, a sixth-grade student at Dickinson Junior High. Her artwork depicts a happy gator under hanging ornaments. She is taught by Dickinson Junior High art teacher **Audrey Lufkin**.

Thank you to Juliana for her artwork and for helping Dickinson ISD spread holiday cheer through the Christmas card.

DICKINSON INDEPENDENT SCHOOL DISTRICT BOARD AGENDA ITEM

Meeting Date: December 10, 2024

Item Title: Celebrating Heroic Leadership: Kobie Rodriguez's Exemplary Act of Sportsmanship

Agenda Item: Dr. Rebecca Brown

Background Information:

The Dickinson High School Swim Team recently competed in the Texas City ISD Turkey Bowl Meet on Friday, November 22, alongside 21 other teams. During the meet, a swimmer from another team experienced a medical emergency mid-lap and began to struggle in the water. In a remarkable display of quick thinking and selflessness, Dickinson High School senior Kobie Rodriguez immediately recognized the swimmer in distress. Without hesitation, Kobie jumped into the water, performed a lifeguard hold, and safely swam the individual to the pool's edge, where a lifeguard took over.

We are incredibly proud to recognize and celebrate Kobie Rodriguez for her heroic actions. Her courage, swift response, and willingness to assist in a life-threatening situation embody the core values of a Dickinson Gator. Kobie exemplifies what it means to be a compassionate, collaborative, and courageous Gator—someone who is always ready to step up and make a difference.

Kobie's actions at the meet not only helped save a life but also demonstrated the true spirit of sportsmanship, setting an inspiring example for her teammates, her school, and her community. Please join us in congratulating Kobie Rodriguez for her outstanding representation of Dickinson ISD and for showing what it means to be a Gator for life!

#GoGators

**DICKINSON INDEPENDENT SCHOOL DISTRICT
BOARD AGENDA ITEM**

Meeting Date: December 10, 2024

Item Title: Lions Club Peace Poster Contest

Agenda Item: Tammy Dowdy

Background Information:

Three Kranz Junior High students were recognized in November as top honorees in the Lions Club International Peace Poster Contest. Out of 12 artworks submitted, Kranz came home with awards for first, second, and third place. The students received cash awards and were honored at a Lions Club Banquet on November 13. The first-place honoree will represent Kranz Junior High and Dickinson ISD at the next level of competition.

The honorees included:

Anabelle Maya First Place

Laila Alvarez Second Place

Hannah Moreno Third Place

The students are taught by Kranz Junior High art teacher **Laura Pregeant**.

DICKINSON INDEPENDENT SCHOOL DISTRICT BOARD AGENDA DOCUMENT

Item Title: Public Comment: Agenda Items

Agenda Item: Dr. Rebecca Brown

Background Information:

The Board will hear from those in the audience who have completed the document for permission to address the Board this evening regarding agenda items per HB 2840. The Board President or Secretary will ask the individuals to speak in the order in which the completed document was received.

DICKINSON INDEPENDENT SCHOOL DISTRICT BOARD AGENDA DOCUMENT

Item Title: Open Forum

Agenda Item: Dr. Rebecca Brown

Background Information:

The Board will hear from those in the audience who have completed the document for permission to address the Board this evening. The Board President or Secretary will ask the individuals to speak in the order in which the completed document was received. Each will be limited to no more than three minutes. No one may begin addressing the Board thirty minutes from this time.

DICKINSON INDEPENDENT SCHOOL DISTRICT

BOARD AGENDA DOCUMENT

Meeting Date: December 10, 2024

Item Title: Personnel Action

- Employment
- Resignations/Retirement

Agenda Item: Kimberly Rich

- We have six (6) resignation: two (2) Teachers at K E Little Elementary, one (1) Teacher and one (1) Nurse at Hughes Road Elementary, one (1) Teacher at Calder Road Elementary, and one (1) Librarian at Dunbar Middle School.

Recommendation:

The Superintendent recommends the employment and ratification of the resignations/retirement of the above personnel.

Action Item: Yes _____ No

Motion made by _____ **seconded by** _____ **vote** _____

DICKINSON INDEPENDENT SCHOOL DISTRICT

BOARD AGENDA DOCUMENT

Meeting Date: December 10, 2024

Item Title: Superintendent Appointment of Administrative Positions

- Director of Facility
- Principal Silbernagel Elementary

Agenda Item: Kimberly Rich

Ezequiel "Zeke" Contreras – Director of Facility Services

We are proud to announce that Ezequiel "Zeke" Contreras has been promoted to Director of Facility Services. With 17 years of dedicated service to Dickinson ISD, Zeke has demonstrated exceptional leadership and technical expertise in various roles, including Facility Manager and Operations Coordinator. He is committed to ensuring our facilities meet the highest standards for safety and efficiency. We are confident that Zeke will continue to excel in his new role.

Dr. Leone Clark – Principal, Silbernagel Elementary

Dr. Leone Clark brings over 30 years of educational experience to her new role as Principal of Silbernagel Elementary. She has a proven passion for maximizing student growth and empowering educators. Dr. Clark has previously served as the Director of Advanced Academics and Dean of Instruction at Dickinson High School, among other leadership roles. Her impressive academic background includes a Doctorate in Educational Leadership from Stephen F. Austin University. Please join us in welcoming Dr. Clark as she brings her expertise to Silbernagel Elementary.

**DICKINSON INDEPENDENT SCHOOL DISTRICT
BOARD AGENDA DOCUMENT**

Meeting Date: December 10, 2024

Item Title: Intruder Detection Audit Report Findings

Agenda Item: Robert Cobb

Background Information:

The top priority of District Name and the State of Texas is keeping students and staff safe every day. The Texas School Safety Center recently conducted an Intruder Detection Audit at one or more of our campuses. The audits test whether a campus is accessible to an unauthorized individual. This audit, conducted as part of Governor Abbott’s school safety directives for all school systems following the tragedy in Uvalde, seeks to help districts identify how campuses can improve safety for students, such as ensuring exterior doors are locked. The audit provides us with an opportunity to create a safer learning environment for our students and staff.

We are working closely with our district's School Safety & Security Committee to ensure that we are training all our staff and securing our doors for the protection of everyone at our campuses. The support from the state in conducting the Intruder Detection Audits is just one of the many actions we are taking to ensure our schools are safe. We know that this work does not end, and we appreciate the Board’s support.

We acknowledge that parents and community members are likely very interested in the details of the audit results; however, it is in the best interest of the students that we do not share this information to the broader public as it could lead to compromising important campus security information. Specific details of the Intruder Detection Audit will be discussed in the executive session and with the Safety and Security Committee. Dickinson ISD is committed to providing a safe and secure learning environment for our students and staff.

Recommendation:

Information only

Action Item: _____ Yes _____ No

**DICKINSON INDEPENDENT SCHOOL DISTRICT
BOARD AGENDA DOCUMENT**

Meeting Date: December 10, 2024

Item Title: District Vulnerability Assessment Report

Agenda Item: Robert Cobb

Background Information:

The Texas Education Agency (TEA) performed a District Vulnerability Assessment on all Dickinson ISD campuses. The assessment identified the following:

Observed Best Practices

- DICKINSON ISD - Dickinson Independent School District (DISD) has recently installed non-scalable fencing in certain areas to enhance the district's security.
- DICKINSON ISD - Dickinson Independent School District (DISD) campuses exceed the standard for bleeding control kits.
- DICKINSON ISD - All Dickinson Independent School District (DISD) campuses have Narcan and trained teams to administer it properly.

The purpose of the audit is to help ensure the district is in compliance with state safety guidelines. The auditors were very complimentary of the district and all campuses. The full report was presented to the Board in Executive Session.

Recommendation:

Information only

Action Item: _____ Yes √ _____ No

DICKINSON INDEPENDENT SCHOOL DISTRICT
BOARD AGENDA DOCUMENT

Meeting Date: December 10, 2024

Item Title: Fall Demographic Report

Agenda Item: Robert Cobb

Background Information:

Zonda Education, district demographer, provided a district update regarding economic, housing, and student population growth in Dickinson ISD. These projections are used for future planning and staffing. The presentation is provided for the Board of Trustees.

Recommendation:

Information only.

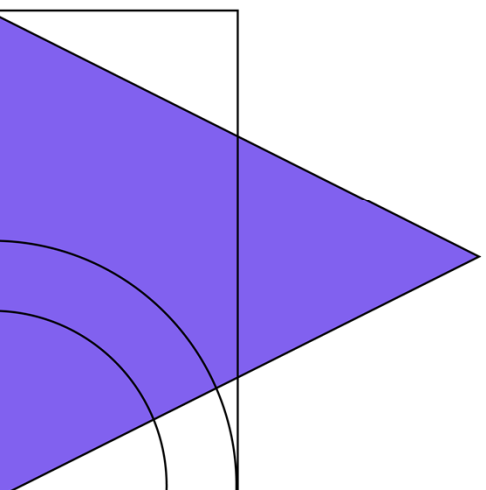
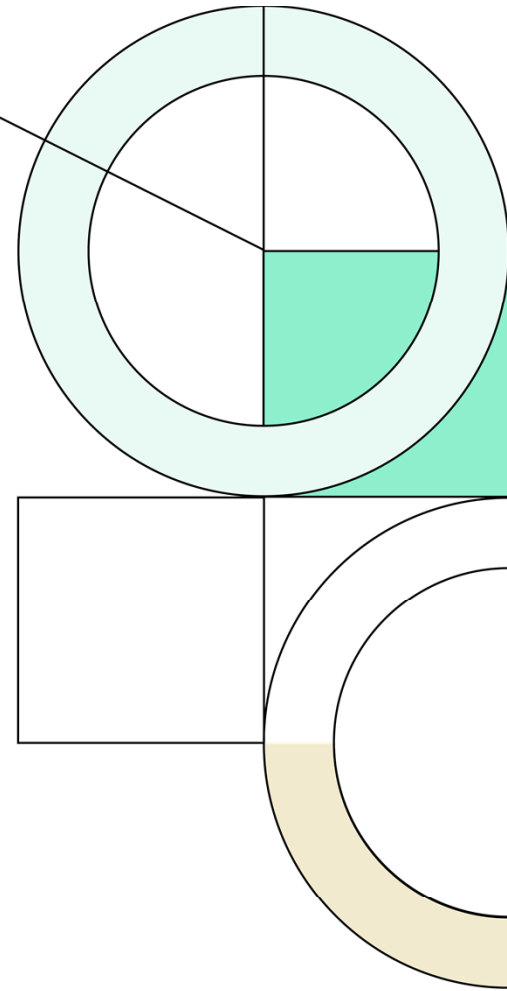
Action Item: _____ **Yes** **No**

Motion made by _____ **seconded by** _____ **vote** _____



Fall 2024/25

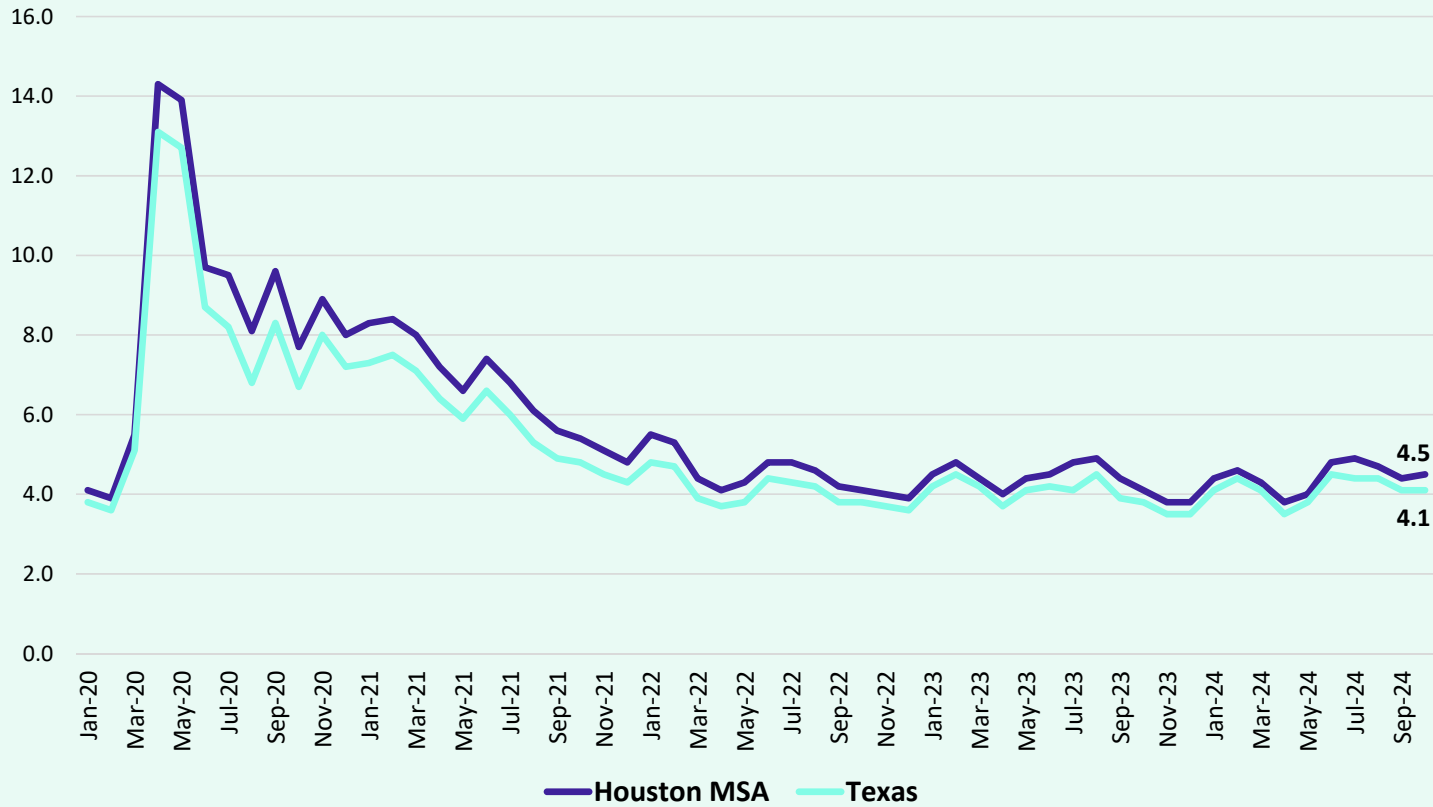
Demographic Report



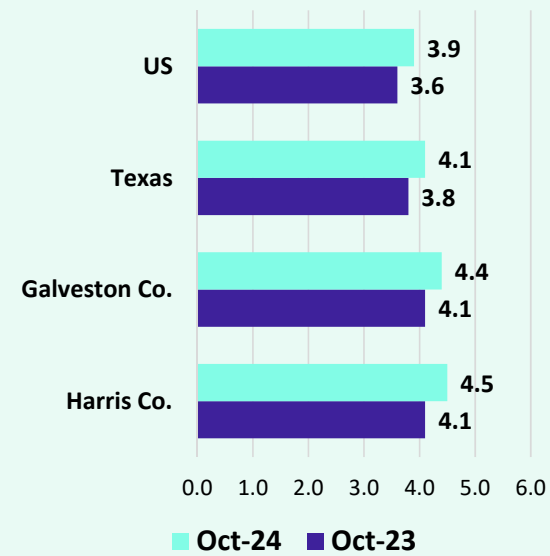


Local Economic Conditions

Unemployment Rates, Jan. 2020 - Oct. 2024



Unemployment Rate, Year Over Year



■ Oct-24 ■ Oct-23



Housing Activity by MSA

Top 25 Housing Starts Markets (3Q2024)

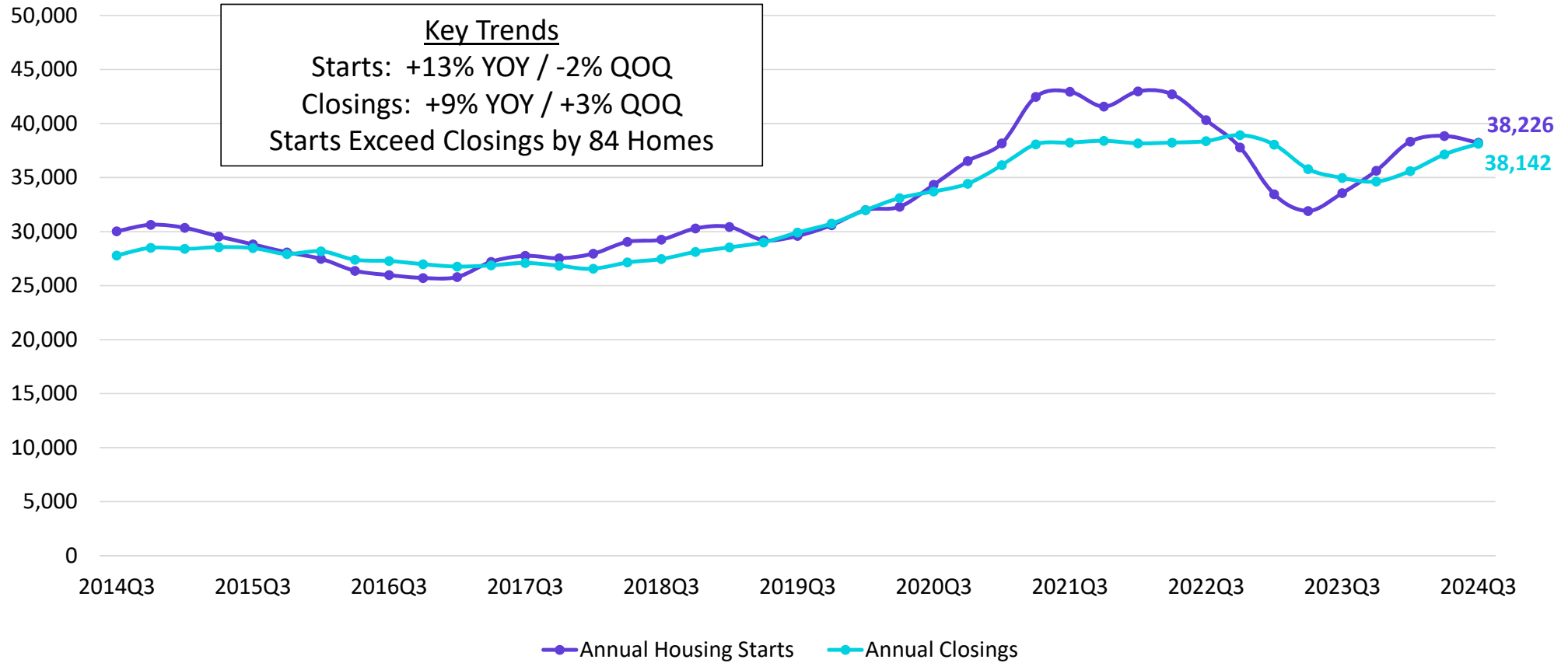
Rank	Market	3Q24 Annualized Starts	3Q24 YOY Change	3Q19 Annualized Starts	Change from 2019
1	Dallas	46,635	11%	33,560	39%
2	Houston	38,128	14%	29,712	28%
3	Phoenix	23,399	50%	21,093	11%
4	Atlanta	18,338	6%	22,899	-20%
5	San Antonio	17,751	33%	13,180	35%
6	Austin	16,663	11%	17,409	-4%
7	Orlando	14,595	-2%	14,056	4%
8	Tampa	12,459	3%	12,144	3%
9	Charlotte	11,625	0%	11,837	-2%
10	Raleigh	11,045	12%	9,723	14%
11	Riverside/San Bernardino	10,871	-2%	9,377	16%
12	Las Vegas	10,870	22%	9,834	11%
13	Miami	10,603	44%	8,387	26%
14	Washington, DC	10,439	2%	12,980	-20%
15	Sarasota	10,387	10%	5,897	76%
16	Jacksonville	10,297	12%	8,506	21%
17	Nashville	9,887	17%	8,439	17%
18	Lakeland	8,556	29%	4,885	75%
19	Denver	8,291	22%	10,144	-18%
20	Portland	8,226	108%	5,143	60%
21	Seattle	7,814	37%	9,002	-13%
22	Minneapolis	7,121	13%	7,755	-8%
23	Sacramento	7,060	20%	5,856	21%
24	Chicago	6,947	19%	6,420	8%
25	Indianapolis	6,846	16%	5,874	17%

Source: Zonda



Houston New Home Starts & Closings

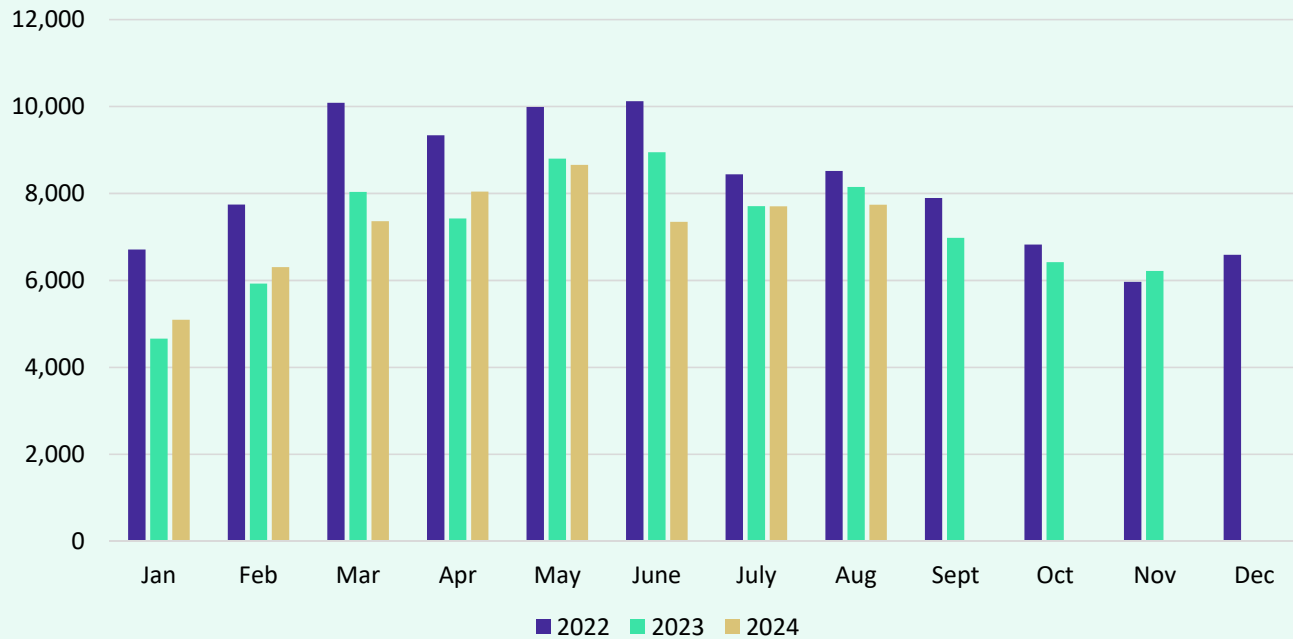
Annual Housing Starts vs. Annual Closings





Houston Housing Market Trends


Houston MSA Monthly Sales, 2022-2024



- Median and average home prices increased in the 3 quarters of 2024 as the number of listings increased over the same period in 2023
- After a solid start to the year, buyer confidence has tempered, and sales have followed
- Inventory has continued to climb in 2024 as sales slowed



YOY Housing Trends





Houston New Home Ranking Report

ISD Ranked by Annual Closings – 3Q24

Rank	District	Annual Starts	Annual Closings	Inventory	VDL	Future
1	LAMAR CISD	4,937	4,751	2,616	4,507	46,423
2	CONROE ISD	3,448	3,846	1,873	4,696	23,290
3	KATY ISD	2,947	3,396	1,608	3,254	15,576
4	CYPRESS-FAIRBANKS ISD	2,176	2,823	1,115	1,133	12,371
5	HOUSTON ISD	2,626	2,599	2,411	2,874	15,306
6	FORT BEND ISD	2,400	2,309	1,379	2,008	9,532
7	WALLER ISD	2,907	2,001	1,857	3,677	47,023
8	MAGNOLIA ISD	2,045	1,941	1,223	3,545	33,438
9	ALVIN ISD	1,551	1,512	1,093	3,368	18,089
10	NEW CANEY ISD	1,368	1,398	687	1,612	7,315
11	WILLIS ISD	1,429	1,283	1,014	3,263	8,675
12	SPRING ISD	1,054	1,092	436	499	6,069
13	TOMBALL ISD	992	1,078	549	1,234	4,185
14	DICKINSON ISD	1,237	945	858	1,642	8,910
15	SPLENDORA ISD	674	932	428	1,814	11,057
16	GOOSE CREEK CISD	453	720	197	290	2,763
17	HUMBLE ISD	451	689	266	390	1,870
18	SPRING BRANCH ISD	540	544	494	566	820
19	CLEAR CREEK ISD	737	522	530	838	8,682
20	CROSBY ISD	440	501	297	1,001	7,897

* Based on additional research by Zonda Education
 ** Totals **DO NOT** include age-restricted communities



District New Home Starts and Closings by Quarter

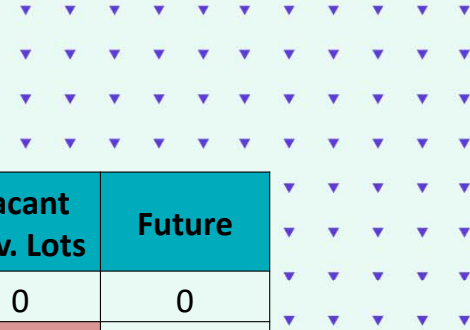


Starts	2018	2019	2020	2021	2022	2023	2024
1Q	103	118	160	169	192	145	265
2Q	219	154	158	215	171	172	368
3Q	169	134	245	354	155	262	327
4Q	205	171	238	137	112	277	0
Total	696	577	801	875	630	856	960




Closings	2018	2019	2020	2021	2022	2023	2024
1Q	120	137	121	212	252	146	189
2Q	146	160	169	325	219	172	302
3Q	196	171	182	158	178	162	312
4Q	135	129	125	124	128	142	0
Total	597	597	597	819	777	621	803




District Housing Overview by Elementary Zone



Elementary	Annual Starts	Quarter Starts	Annual Closings	Quarter Closings	Under Const.	Inventory	Vacant Dev. Lots	Future
BAY COLONY	0	0	0	0	0	0	0	0
CALDER ROAD	50	4	32	22	9	26	76	15
HUGHES ROAD	321	92	252	69	156	232	240	5,214
LITTLE	0	0	0	0	0	0	0	553
LOBIT	865	231	661	221	466	599	1,323	2,728
SAN LEON	1	0	0	0	1	1	3	400
SILBERNAGEL	0	0	0	0	0	0	0	0
Grand Total	1,237	327	945	312	632	858	1,642	8,910

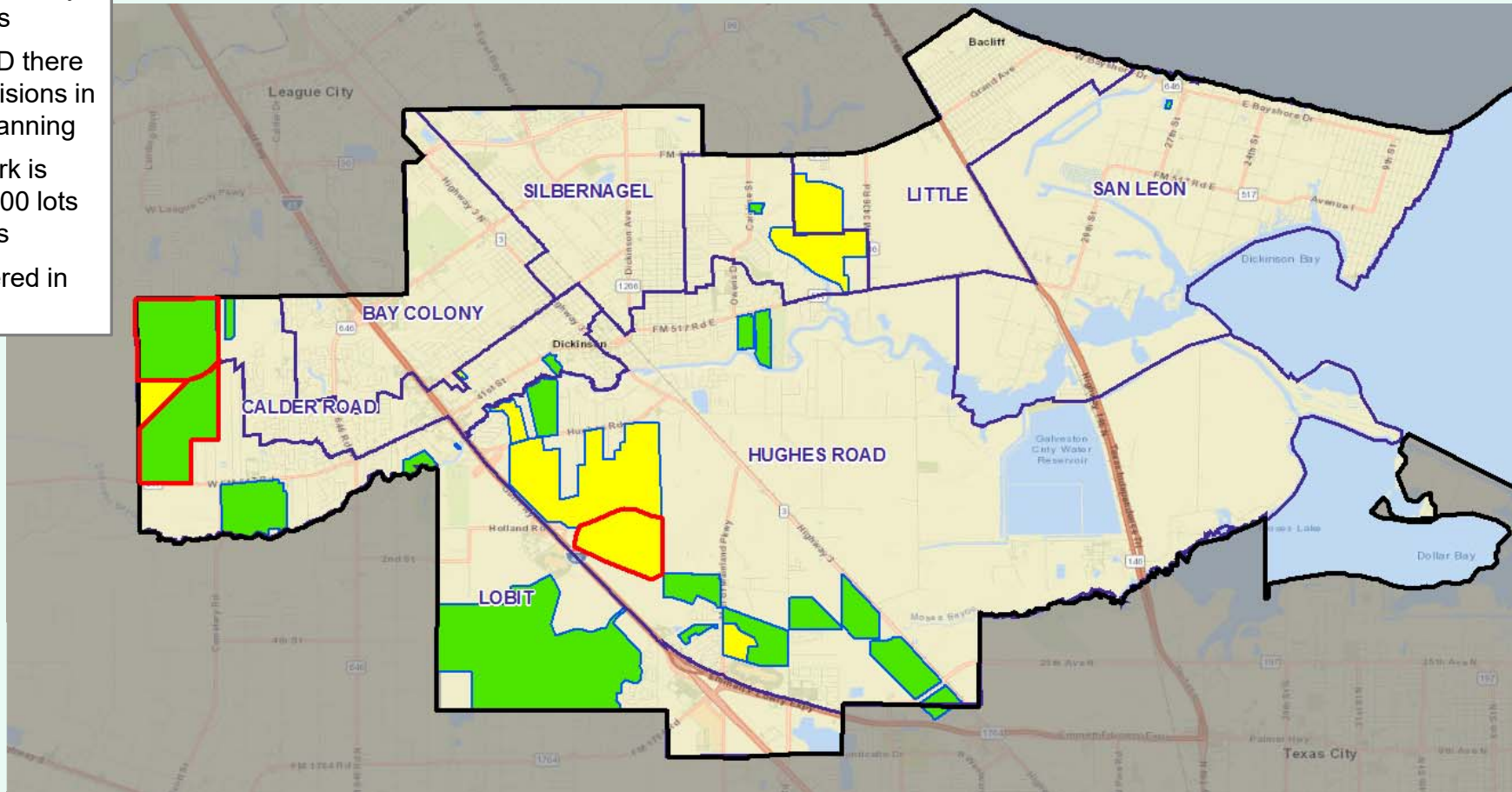
-  Highest activity in the category
-  Second highest activity in the category
-  Third highest activity in the category





District Housing Overview

- The district has 20 actively building subdivisions
- Within Dickinson ISD there are 11 future subdivisions in various stages of planning
- Of these, groundwork is underway on over 500 lots within 3 subdivisions
- 200 lots were delivered in the 3rd quarter



Subdivisions

- ACTIVE
- FUTURE
- Groundwork Underway



Residential Activity

November 2024



Bayou Bend Estates

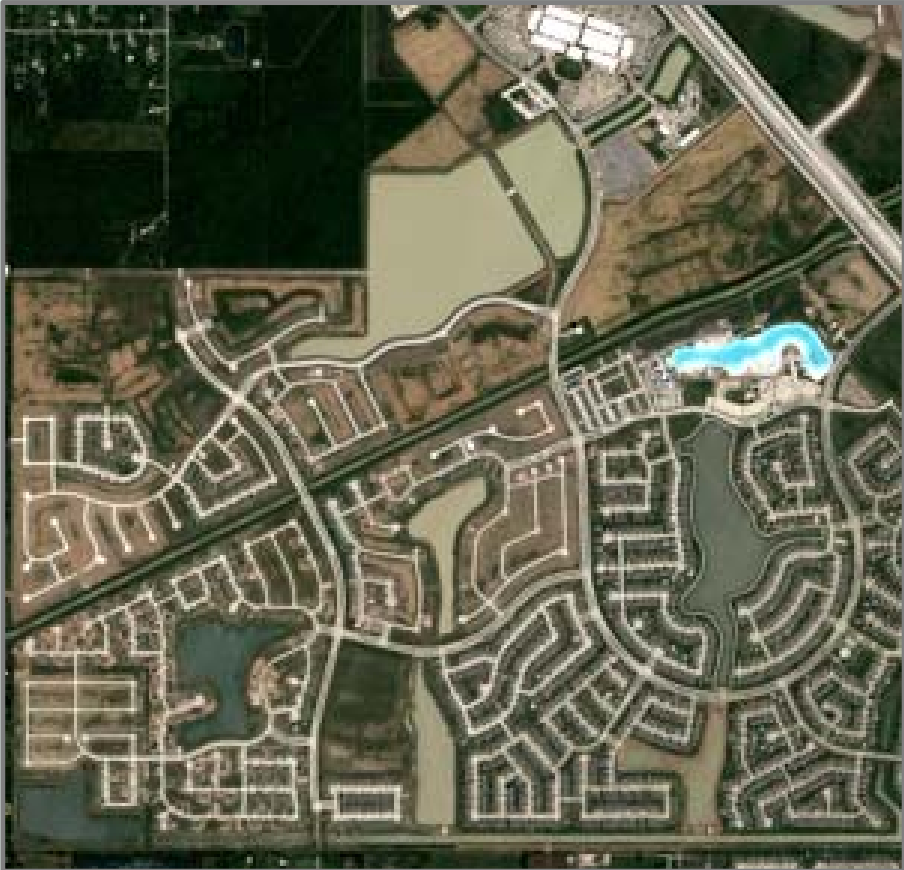
- 77 SF lots, 44 TH lots
- 44 future TH lots
- 41 vacant developed lots
- 5 homes UC, 7 inventory homes
- 24 homes occupied
- 20 DISD students currently reside in Bayou Bend Estates; student yield = 0.833





Residential Activity

September 2024





Residential Activity

November 2024





Residential Activity

September 2024





Residential Activity

November 2024



Beacon Point at Lago Mar

- 756 total lots
- 756 future lots
- Groundwork underway, some streets in
- 45' – 60' lot sizes with home prices starting in the \$300's



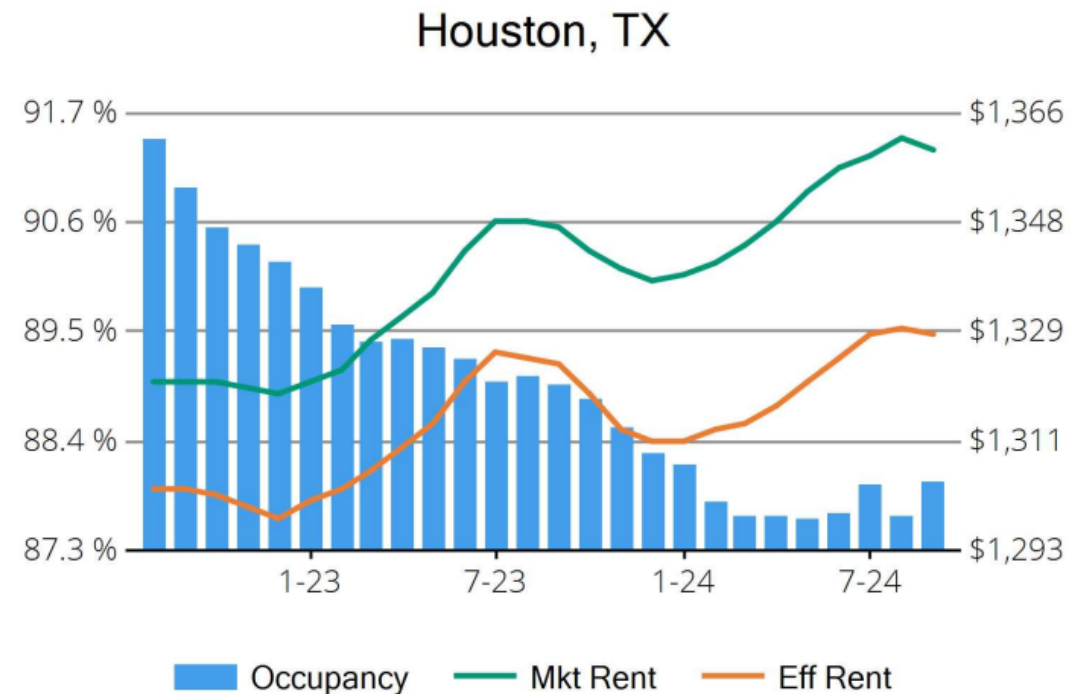


Housing Market Trends: Multi-family Market- September 2024



Stabilized and Lease-up Properties

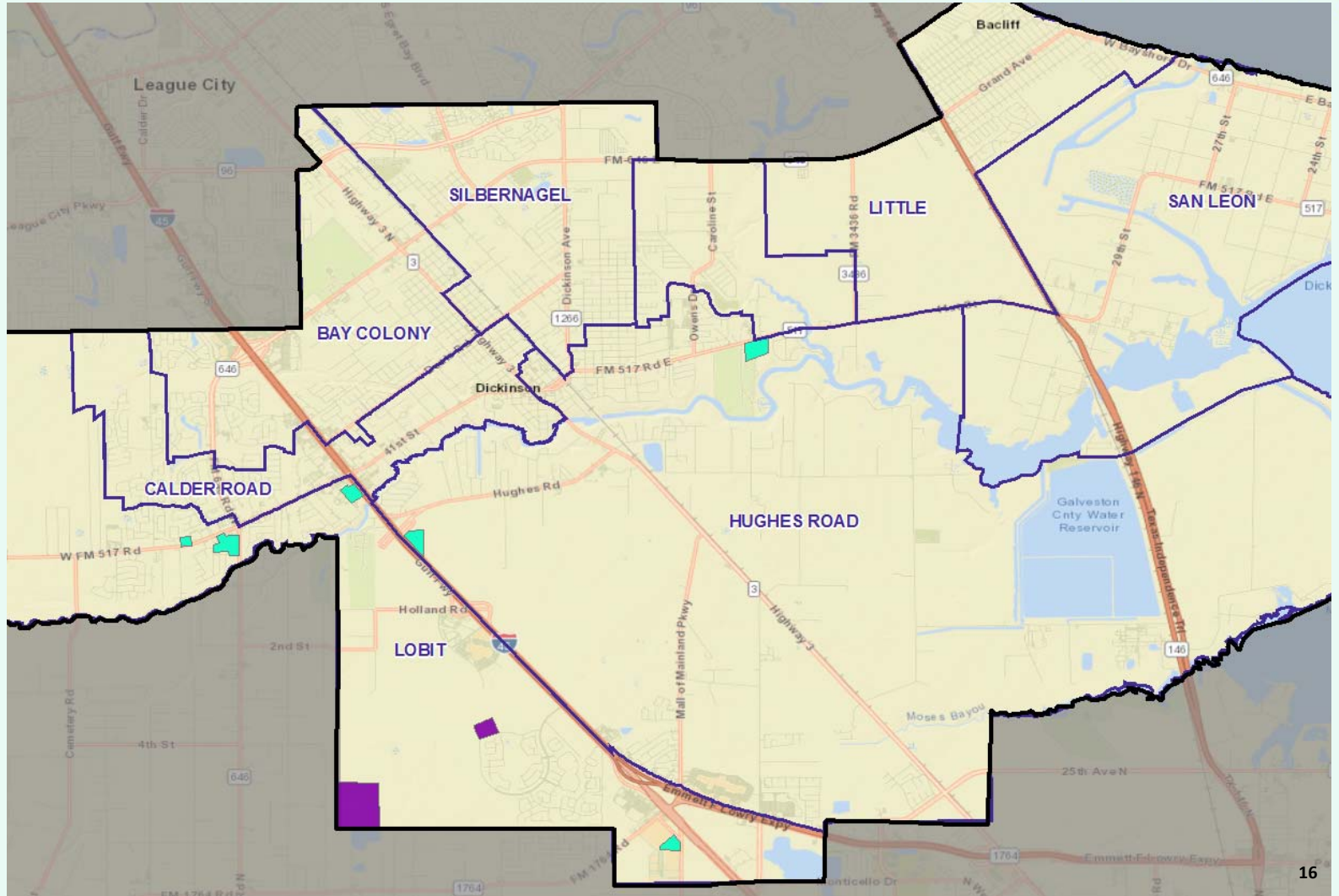
Conventional Properties	Sep 2024	Annual Change
Occupancy	88.0	-1.1%
Unit Change	19,317	
Units Absorbed (Annual)	10,637	
Average Size (SF)	891	+0.1%
Asking Rent	\$1,360	+1.0%
Asking Rent per SF	\$1.53	+0.9%
Effective Rent	\$1,329	+0.4%
Effective Rent per SF	\$1.49	+0.3%
% Offering Concessions	34%	+19.9%
Avg. Concession Package	6.4%	+15.5%







District Multifamily Overview

- There are appx 375 rental units currently under construction in two Wan Bridge SF/TH rental communities in Lago Mar
- There are nearly 1,450 future multi-family units in various stages of planning across the district in 6 separate projects and includes 270 SF build-for-rent homes



Multi-Family Developments

-  FUTURE
-  UNDER CONSTRUCTION



Residential Activity

November 2024

November 2024



Sandy Cove at Lago Mar

- 176 total lots
- ~125 vacant developed lots
- ~50 homes UC or inventory
- Build-to-rent community of SF homes; rental rate details TBD

Crystal View at Lago Mar

- 200 total lots
- ~130 vacant developed lots
- ~70 TH's ready for leasing/inventory
- Townhomes start at 1,400 SF and are 3 or 4 BR's; rental rate details TBD

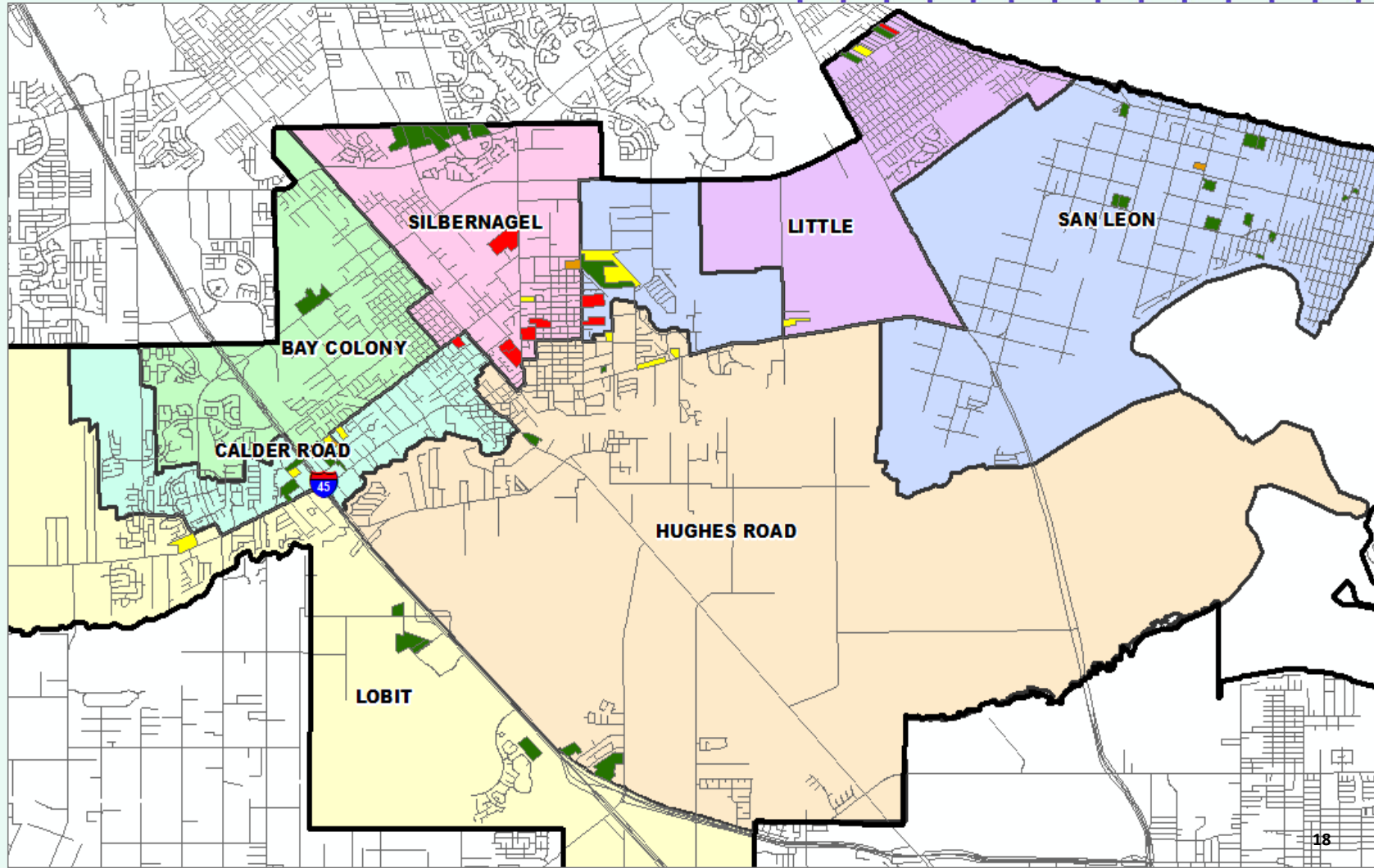
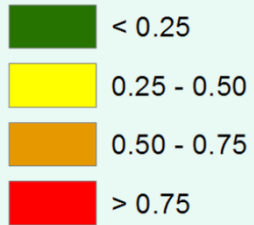




District Multifamily Overview

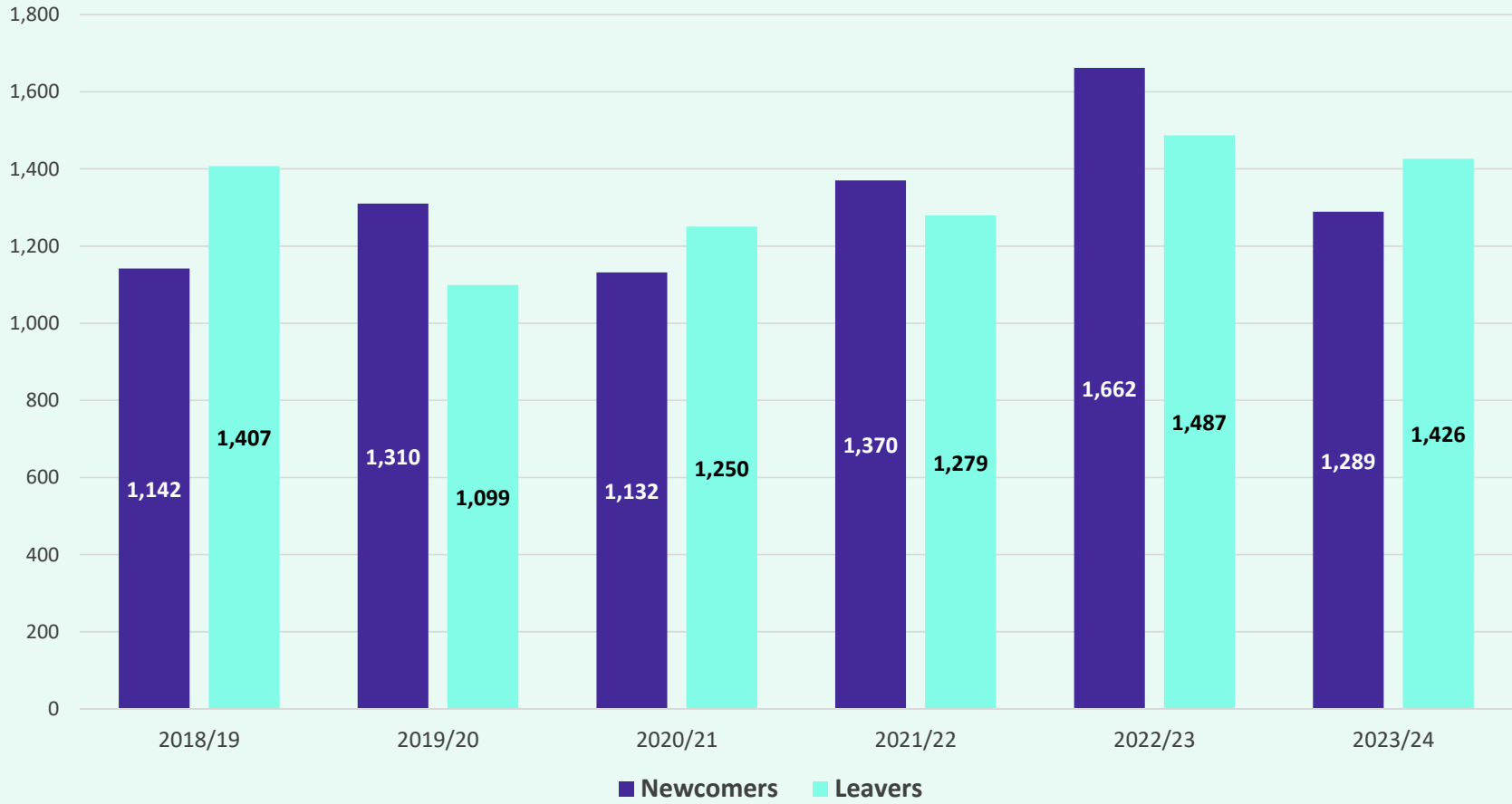
- There are currently 1,571 students residing in 7,172 multi-family units across the district
- The overall district multi-family yield is 0.219

Multifamily Yield



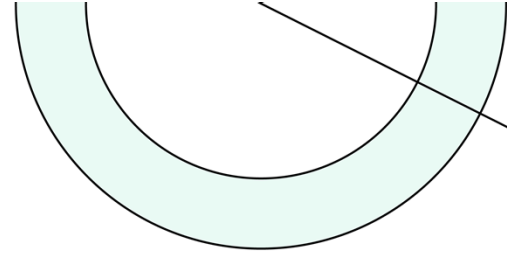


Newcomers and Leavers

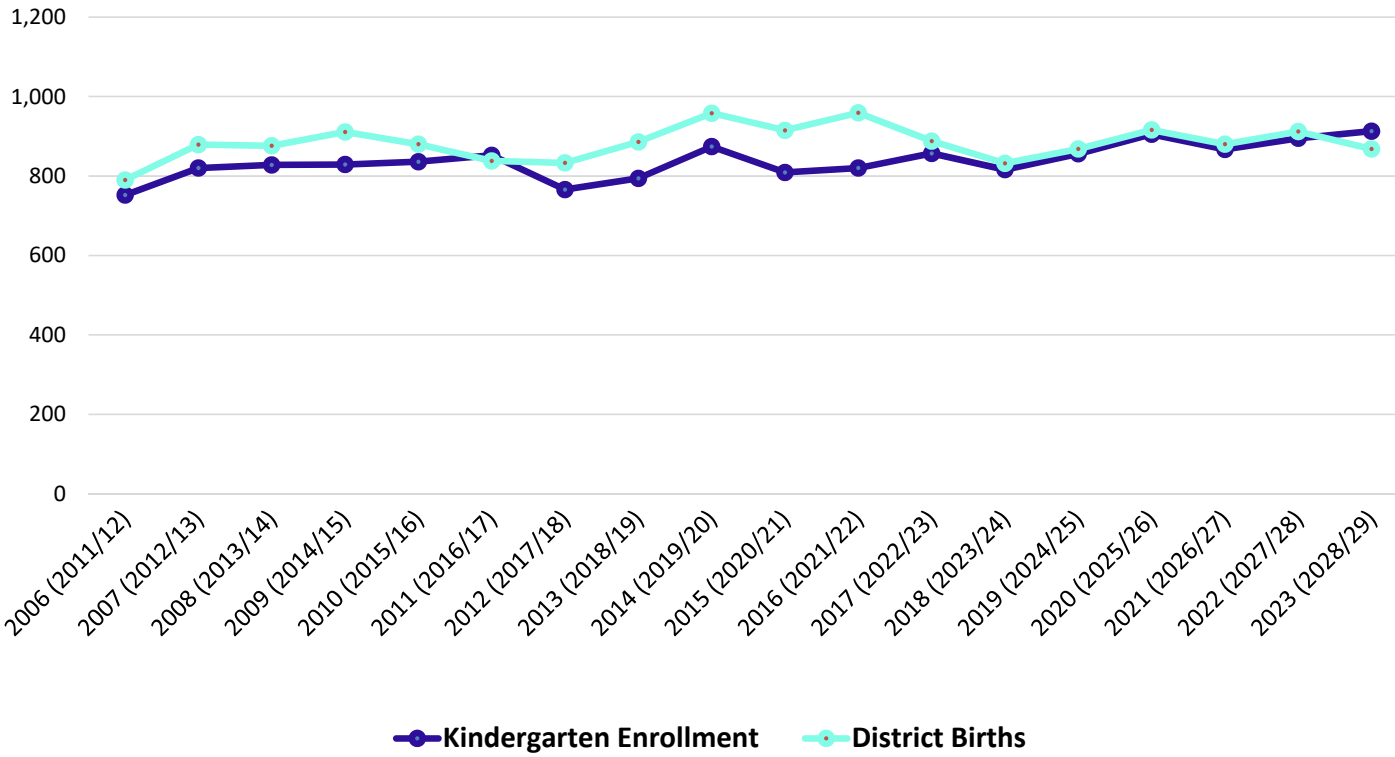




Birth Rates



Dickinson KG Enroll vs. District Births



	District Births	Kindergarten Enrollment	Ratio
2006 (2011/12)	790	752	0.952
2007 (2012/13)	879	820	0.933
2008 (2013/14)	876	828	0.945
2009 (2014/15)	911	829	0.910
2010 (2015/16)	880	836	0.950
2011 (2016/17)	838	852	1.017
2012 (2017/18)	833	766	0.920
2013 (2018/19)	886	794	0.896
2014 (2019/20)	958	874	0.912
2015 (2020/21)	915	809	0.884
2016 (2021/22)	959	820	0.855
2017 (2022/23)	888	857	0.965
2018 (2023/24)	832	816	0.981
2019 (2024/25)	868	854	0.984
2020 (2025/26)	916	897	0.979
2021 (2026/27)	880	865	0.983
2022 (2027/28)	913	901	0.987
2023 (2028/29)	868	855	0.985



Annual Enrollment Change

Year (Oct.)	EE	PK	K	1st	2nd	3rd	4th	5th	6th	7th	8th	9th	10th	11th	12th	Total	Growth	% Growth
2020/21	71	273	809	842	838	830	847	924	903	926	961	986	848	813	761	11,632		
2021/22	74	326	820	860	863	850	890	851	929	939	965	1,128	933	740	767	11,935	303	2.6%
2022/23	86	358	857	888	891	898	908	919	885	984	976	1,150	1,053	804	731	12,388	453	3.8%
2023/24	95	427	816	869	908	924	891	922	935	928	1,017	1,085	1,046	923	809	12,595	207	1.7%
2024/25	93	441	854	819	889	880	920	926	954	948	947	1,102	1,042	928	849	12,592	-3	0.0%

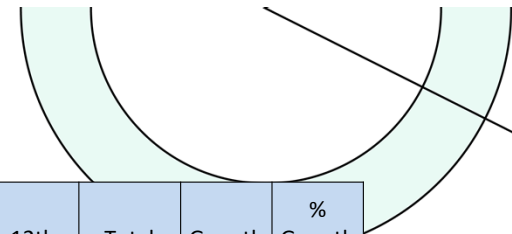
2024/25 proj.	95	425	856	852	884	931	949	921	937	1,012	952	1,177	1,013	909	900	12,813		
	-2	16	-2	-33	5	-51	-29	5	17	-64	-5	-75	29	19	-51	-221	-1.8%	

	EE	PK	K	1st	2nd	3rd	4th	5th	6th	7th	8th	9th	10th	11th	12th	Elem Avg.	MS Avg.	JH Avg	HS avg.
3-Year Avg.	1.082	1.108	1.015	1.034	1.027	1.016	1.019	1.029	1.031	1.041	1.031	1.129	0.934	0.875	0.971	1.023	1.024	1.034	0.977
2021/22	1.042	1.194	1.014	1.063	1.025	1.014	1.072	1.005	1.005	1.040	1.042	1.174	0.946	0.873	0.943	1.029	1.039	1.029	0.984
2022/23	1.162	1.098	1.045	1.083	1.036	1.041	1.068	1.033	1.040	1.059	1.039	1.192	0.934	0.862	0.988	1.051	1.050	1.046	0.994
2023/24	1.105	1.193	0.952	1.014	1.023	1.037	0.992	1.015	1.017	1.049	1.034	1.112	0.910	0.877	1.006	1.006	1.004	1.033	0.976
2024/25	0.979	1.033	1.047	1.004	1.023	0.969	0.996	1.039	1.035	1.014	1.020	1.084	0.960	0.887	0.920	1.011	1.017	1.023	0.963

*Yellow Box = largest grade per year
Green Box = second largest grade per year



Ten Year Forecast by Grade Level



Year (Oct.)	EE	PK	K	1st	2nd	3rd	4th	5th	6th	7th	8th	9th	10th	11th	12th	Total	Growth	% Growth
2020/21	71	273	809	842	838	830	847	924	903	926	961	986	848	813	761	11,632		
2021/22	74	326	820	860	863	850	890	851	929	939	965	1,128	933	740	767	11,935	303	2.6%
2022/23	86	358	857	888	891	898	908	919	885	984	976	1,150	1,053	804	731	12,388	453	3.8%
2023/24	95	427	816	869	908	924	891	922	935	928	1,017	1,085	1,046	923	809	12,595	207	1.7%
2024/25	93	441	854	819	889	880	920	926	954	948	947	1,102	1,042	928	849	12,592	-3	0.0%
2025/26	93	445	897	893	843	919	872	950	958	986	960	1,068	1,049	922	874	12,729	137	1.1%
2026/27	93	438	865	926	929	859	918	907	995	1,005	1,001	1,064	1,024	926	867	12,817	88	0.7%
2027/28	93	454	901	901	965	944	860	958	929	1,030	1,026	1,107	1,018	903	877	12,966	149	1.2%
2028/29	93	425	855	940	940	991	946	894	978	968	1,047	1,142	1,058	899	851	13,027	61	0.5%
2029/30	93	435	873	891	981	963	994	985	907	1,020	986	1,160	1,092	934	848	13,162	135	1.0%
2030/31	93	441	891	911	929	1,004	968	1,034	1,004	943	1,038	1,094	1,109	963	882	13,304	142	1.1%
2031/32	93	450	913	931	950	954	1,008	1,005	1,045	1,046	959	1,152	1,046	978	909	13,439	134	1.0%
2032/33	93	459	935	955	972	976	959	1,047	1,024	1,088	1,065	1,065	1,101	923	924	13,586	147	1.1%
2033/34	93	467	958	979	997	999	982	996	1,067	1,066	1,107	1,181	1,019	971	871	13,753	168	1.2%
2034/35	93	477	982	1,004	1,023	1,026	1,005	1,020	1,013	1,110	1,085	1,227	1,128	900	917	14,010	256	1.9%

*Yellow box = largest grade per year
Green box = second largest grade per year*



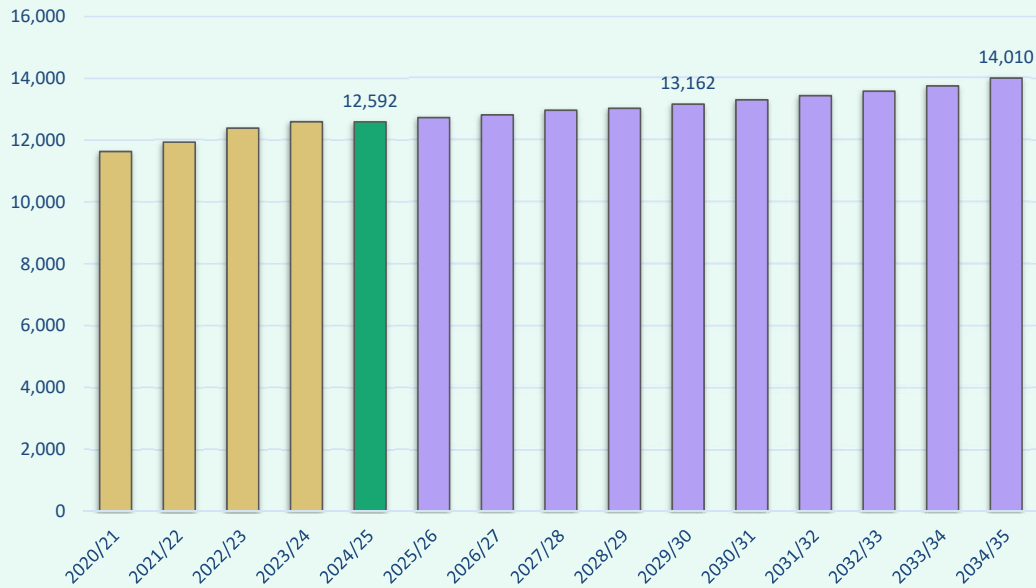
Ten Year Forecast by Campus

Campus	Capacity	Fall	ENROLLMENT PROJECTIONS									
		2024/25	2025/26	2026/27	2027/28	2028/29	2029/30	2030/31	2031/32	2032/33	2033/34	2034/35
Bay Colony Elementary	750	506	500	491	492	473	458	452	442	441	440	438
Calder Road Elementary	700	539	519	511	515	505	502	499	492	496	499	503
Hughes Road Elementary	730	590	629	633	672	686	696	722	739	773	809	848
Jake Silbernagel Elementary	750	512	508	507	504	495	487	482	478	481	483	487
Kenneth E Little Elementary	750	510	523	510	505	500	495	493	490	495	499	504
Lobit Elementary	750	773	841	884	972	1,007	1,034	1,065	1,098	1,151	1,206	1,265
San Leon Elementary	750	546	569	575	575	578	563	557	552	553	555	559
ELEMENTARY SCHOOL TOTAL	5,180	3,976	4,090	4,110	4,235	4,244	4,236	4,269	4,291	4,390	4,493	4,605
Elementary Absolute Growth		-63	114	20	125	9	-8	33	21	99	104	111
Elementary Percent Growth		-1.56%	2.87%	0.49%	3.05%	0.22%	-0.20%	0.79%	0.50%	2.31%	2.36%	2.48%
Dunbar Middle School	650	565	537	526	542	533	529	532	520	507	491	494
Lobit Middle School	650	669	681	687	670	692	771	797	823	828	827	857
Barber Middle School	650	612	604	612	606	615	679	673	670	671	660	674
MIDDLE SCHOOL TOTAL	1,950	1,846	1,822	1,825	1,818	1,840	1,979	2,002	2,013	2,006	1,978	2,025
Middle School Absolute Growth		33	-24	3	-7	22	139	23	11	-7	-28	47
Middle School Percent Growth		1.82%	-1.30%	0.16%	-0.38%	1.21%	7.55%	1.16%	0.55%	-0.35%	-1.40%	2.38%
McAdams Junior High School	1,400	896	892	917	896	875	845	860	875	894	908	890
Kranz Junior High School	1,400	876	876	881	858	856	844	858	873	883	890	866
Dickinson Junior High School	1,400	1,062	1,121	1,188	1,216	1,247	1,209	1,252	1,287	1,385	1,427	1,437
JUNIOR HIGH TOTAL	4,200	2,834	2,889	2,986	2,970	2,978	2,898	2,970	3,035	3,162	3,225	3,193
Junior High Absolute Growth		-30	55	97	-16	8	-80	72	65	127	63	-32
Junior high Percent Growth		-1.05%	1.94%	3.36%	-0.54%	0.27%	-2.69%	2.48%	2.19%	4.18%	1.99%	-0.99%
Dickinson High School	3,600	3,813	3,805	3,773	3,797	3,842	3,926	3,940	3,977	3,905	3,934	4,064
Alternative Campuses		123	123	123	123	123	123	123	123	123	123	123
HIGH SCHOOL TOTAL	3,600	3,936	3,928	3,896	3,920	3,965	4,049	4,063	4,100	4,028	4,057	4,187
High School Absolute Growth		57	-8	-32	24	45	84	14	37	-72	29	130
High School Percent Growth		1.47%	-0.20%	-0.81%	0.62%	1.15%	2.12%	0.35%	0.91%	-1.76%	0.72%	3.20%
DISTRICT TOTALS	14,930	12,592	12,729	12,817	12,943	13,027	13,162	13,304	13,439	13,586	13,753	14,010
District Absolute Growth		-3	137	88	126	84	135	142	134	147	168	256
District Percent Growth		0.0%	1.1%	0.7%	1.0%	0.7%	1.0%	1.1%	1.0%	1.1%	1.2%	1.9%



Key Takeaways

Enrollment Forecast



- 3rd Quarter new home starts were up nearly 25% YOY within DISD and are up 66% YTD versus 2023 totals
- The district has 20 actively building subdivisions with over nearly 1,650 lots available to build on
- DISD has 11 future subdivisions with more than 8,900 lots in the planning stages
- Groundwork is currently underway on roughly 500 lots within 3 subdivisions
- Dickinson ISD is forecasted to enroll over 13,000 students 2029/30 and approaching 14,000 by 2034/35

**DICKINSON INDEPENDENT SCHOOL DISTRICT
BOARD AGENDA DOCUMENT**

Meeting Date: December 10, 2024

Item Title: Written Reports

If a request to pull a Written Report is not received by the afternoon of the Board meeting, the report writer will not be in attendance and President Magliolo will move to the next item.

Background Information:

Written Reports

- Student Attendance report for 2nd Six Weeks
- Tax Report for October, 2024 and Year to Date

Recommendation:

Information only

Action Item: _____ Yes _____ No

DICKINSON INDEPENDENT SCHOOL DISTRICT
BOARD AGENDA DOCUMENT

Meeting Date: December 10, 2024

Item Title: Student Attendance Report for Second Six Weeks

Agenda Item: Dr. Jeff Pack

Background Information:

Attached is data from the second six-week reporting period for 2024-2025 and comparison data from the 2020-2021, 2021-2022, 2022-2023, and 2023-2024 school years.

Recommendation:

Information only

Action Item: _____ Yes _____ No

ADA Percentages by Campus

Campus	2020-21		2021-22		2022-23		2023-2024		2024-2025	
	Total ADA	% ADA	Total ADA	% ADA	Total ADA	% ADA	Total ADA	% ADA	Total ADA	% ADA
Little Elementary School										
First six weeks	474.76	91.83%	503.20	90.00%	553.03	93.40%	446.98	94.3%	434.67	94.9%
Second six weeks	515.66	92.82%	524.83	92.71%	542.76	89.71%	445.22	93.3%	442.98	94.1%
Third six weeks	520.70	92.30%	527.46	93.59%	561.30	92.18%	444.74	92.7%		
Fourth six weeks	519.30	91.70%	496.74	88.69%	560.39	93.75%	448.41	93.9%		
Fifth six weeks	530.04	93.50%	527.22	93.20%	550.93	92.83%	453.06	94.5%		
Sixth six weeks	522.00	91.30%	533.21	93.30%	556.99	93.30%	445.72	92.5%		
<i>Yearly Average</i>	513.74	92.24%	518.78	91.92%	554.23	92.53%	447.36	93.5%	438.83	94.5%
Lobit Elementary School										
First six weeks	593.36	97.55%	667.31	92.40%	777.56	94.78%	684.91	95.6%	688.17	95.6%
Second six weeks	585.68	95.49%	690.84	93.95%	749.23	90.64%	685.94	94.8%	694.67	95.5%
Third six weeks	583.40	94.50%	701.01	94.40%	775.30	92.65%	679.86	94.0%		
Fourth six weeks	596.10	94.80%	670.96	90.79%	807.93	94.69%	682.71	94.3%		
Fifth six weeks	612.69	95.40%	705.00	94.72%	814.20	94.85%	685.07	94.5%		
Sixth six weeks	618.00	95.20%	706.79	94.03%	819.29	94.41%	679.82	94.4%		
<i>Yearly Average</i>	598.21	95.49%	690.32	93.38%	790.58	93.67%	683.05	94.6%	691.42	95.6%
Silbernagel Elementary School										
First six weeks	533.74	94.13%	532.47	92.90%	569.11	95.33%	450.17	95.2%	434.52	95.6%
Second six weeks	551.45	94.29%	547.92	93.86%	548.63	91.40%	452.33	93.3%	440.22	94.8%
Third six weeks	556.50	94.90%	541.35	93.32%	561.06	93.13%	449.90	91.8%		
Fourth six weeks	557.40	94.30%	539.35	91.89%	575.54	94.19%	460.05	92.6%		
Fifth six weeks	571.22	94.70%	559.73	94.54%	581.36	94.52%	466.50	94.3%		
Sixth six weeks	571.06	94.10%	559.12	93.61%	579.73	93.85%	458.80	93.7%		
<i>Yearly Average</i>	556.90	94.40%	546.66	93.35%	569.24	93.74%	456.29	93.5%	437.37	95.2%
Hughes Road Elementary School										
First six weeks	599.80	94.42%	593.52	91.80%	640.11	94.75%	539.80	95.2%	519.15	95.5%
Second six weeks	601.40	93.44%	610.14	93.00%	629.59	92.54%	534.89	93.8%	521.44	94.4%
Third six weeks	609.60	94.90%	620.29	94.53%	629.90	92.94%	530.12	91.8%		
Fourth six weeks	606.40	94.60%	608.26	91.49%	645.06	94.16%	527.95	93.0%		
Fifth six weeks	607.25	94.20%	631.25	93.48%	662.61	94.27%	533.50	94.1%		
Sixth six weeks	609.22	93.60%	640.60	93.21%	657.15	93.04%	523.17	92.8%		
<i>Yearly Average</i>	605.61	94.19%	617.34	92.92%	644.07	93.62%	531.57	93.5%	520.30	95.0%

ADA Percentages by Campus

	2020-21		2021-22		2022-23		2023-2024		2024-2025	
Bay Colony Elementary School										
First six weeks	599.05	95.61%	601.27	93.30%	581.18	94.68%	475.02	95.4%	445.54	96.2%
Second six weeks	605.87	94.63%	604.02	92.97%	574.71	92.03%	469.85	93.5%	452.89	95.5%
Third six weeks	609.00	94.70%	605.35	93.71%	581.36	93.35%	471.42	93.7%		
Fourth six weeks	607.30	94.00%	588.93	90.56%	590.65	94.94%	479.29	94.1%		
Fifth six weeks	609.01	94.00%	610.31	93.80%	596.46	95.28%	485.44	94.8%		
Sixth six weeks	603.47	93.60%	600.96	92.73%	597.96	94.91%	476.01	93.6%		
<i>Yearly Average</i>	605.62	94.42%	601.81	92.85%	587.05	94.20%	476.17	94.2%	449.21	95.9%
San Leon Elementary School										
First six weeks	591.73	93.16%	539.37	91.30%	580.10	94.50%	428.02	94.6%	447.46	93.8%
Second six weeks	616.07	93.67%	563.28	92.07%	561.59	90.36%	442.70	92.0%	455.74	92.6%
Third six weeks	617.40	94.30%	574.43	92.98%	579.88	92.92%	451.24	93.1%		
Fourth six weeks	601.80	92.70%	552.76	88.78%	580.91	92.49%	445.39	92.2%		
Fifth six weeks	594.98	93.20%	575.36	92.92%	594.25	93.69%	459.56	93.9%		
Sixth six weeks	593.11	93.70%	579.29	92.67%	592.32	93.93%	455.16	92.7%		
<i>Yearly Average</i>	602.52	93.46%	564.08	91.79%	581.51	92.98%	447.01	93.1%	451.60	93.2%
Calder Road Elementary										
First six weeks	558.97	95.42%	606.63	92.40%	642.85	95.00%	474.24	95.1%	480.08	95.9%
Second six weeks	589.30	95.21%	628.28	93.88%	632.91	92.36%	498.85	94.6%	476.82	95.2%
Third six weeks	599.70	95.40%	624.81	94.08%	620.46	91.45%	503.68	93.6%		
Fourth six weeks	607.70	94.70%	610.73	90.86%	618.63	93.84%	516.04	94.3%		
Fifth six weeks	609.21	94.60%	644.00	94.59%	620.71	94.41%	524.91	95.3%		
Sixth six weeks	611.05	94.20%	636.21	92.88%	605.86	93.74%	517.80	93.9%		
<i>Yearly Average</i>	595.99	94.92%	625.11	93.12%	623.57	93.47%	505.92	94.5%	478.45	95.6%
Dunbar Middle School										
First six weeks	608.58	95.96%	582.59	91.60%	619.10	95.03%	543.78	95.3%	526.12	95.4%
Second six weeks	599.80	94.53%	602.60	93.41%	604.00	92.40%	545.91	94.8%	529.26	94.6%
Third six weeks	603.20	94.70%	618.95	93.16%	614.68	93.96%	545.16	94.4%		
Fourth six weeks	588.00	93.10%	593.85	88.91%	611.44	94.25%	548.43	94.5%		
Fifth six weeks	588.57	92.80%	619.38	93.42%	609.29	94.21%	554.04	95.3%		
Sixth six weeks	591.94	92.90%	622.71	93.52%	612.46	93.88%	539.68	93.8%		
<i>Yearly Average</i>	596.68	94.00%	606.68	92.34%	611.83	93.96%	546.17	94.7%	527.69	95.0%

ADA Percentages by Campus

	2020-21		2021-22		2022-23		2023-2024		2024-2025	
Barber Middle School										
First six weeks	685.08	98.52%	544.27	93.20%	535.87	95.83%	579.70	95.3%	571.69	94.8%
Second six weeks	685.00	96.88%	558.34	95.33%	527.38	92.83%	576.87	93.6%	576.48	93.9%
Third six weeks	683.40	96.70%	555.10	94.71%	533.40	93.66%	574.36	92.9%		
Fourth six weeks	665.40	95.60%	539.67	91.83%	537.30	94.15%	578.32	93.3%		
Fifth six weeks	664.86	95.40%	564.15	94.96%	544.68	94.41%	581.93	94.3%		
Sixth six weeks	657.94	94.80%	563.03	94.57%	543.58	94.01%	575.37	93.1%		
<i>Yearly Average</i>	673.61	96.32%	554.09	94.10%	537.03	94.15%	577.76	93.8%	574.09	94.4%
Lobit Middle School										
First six weeks	461.04	98.62%	472.62	91.70%	558.87	95.96%	596.22	96.4%	625.69	96.4%
Second six weeks	451.77	95.60%	494.79	94.70%	544.83	93.57%	588.35	95.6%	637.67	95.9%
Third six weeks	455.00	96.60%	496.75	93.85%	541.96	92.92%	578.92	94.4%		
Fourth six weeks	459.20	96.10%	476.96	90.63%	557.89	95.00%	587.25	94.9%		
Fifth six weeks	454.75	95.30%	497.24	94.82%	549.71	94.57%	593.52	95.6%		
Sixth six weeks	450.62	95.10%	492.64	94.00%	544.24	94.31%	588.84	94.7%		
<i>Yearly Average</i>	455.40	96.22%	488.50	93.28%	549.58	94.39%	588.85	95.3%	631.68	96.2%
McAdams Junior High School										
First six weeks	872.75	98.64%	825.62	92.20%	893.40	95.42%	800.93	94.9%	834.81	95.1%
Second six weeks	846.83	95.45%	850.04	93.52%	872.92	92.12%	801.91	94.3%	842.37	94.5%
Third six weeks	843.80	94.30%	835.45	91.67%	874.04	92.47%	788.60	92.5%		
Fourth six weeks	833.00	93.10%	808.78	88.73%	874.19	93.25%	793.50	92.4%		
Fifth six weeks	828.96	93.10%	847.83	92.94%	880.11	93.13%	806.26	93.0%		
Sixth six weeks	805.53	90.60%	843.22	92.14%	882.69	92.57%	785.40	91.3%		
<i>Yearly Average</i>	838.48	94.20%	835.16	91.87%	879.56	93.16%	796.10	93.1%	838.59	94.8%
Kranz Junior High School										
First six weeks	916.58	96.66%	873.11	92.10%	919.93	95.33%	942.48	95.4%	821.58	95.5%
Second six weeks	926.54	94.91%	905.56	94.04%	906.04	92.64%	937.39	94.6%	830.15	94.7%
Third six weeks	922.30	94.20%	895.55	92.58%	914.80	93.34%	938.28	93.7%		
Fourth six weeks	891.70	92.00%	864.89	89.51%	925.33	93.68%	931.82	93.2%		
Fifth six weeks	883.72	92.00%	904.80	93.49%	928.34	93.90%	937.48	94.3%		
Sixth six weeks	877.56	91.20%	898.30	93.18%	917.42	92.90%	919.58	92.5%		
<i>Yearly Average</i>	903.07	93.50%	890.37	92.48%	918.64	93.63%	934.51	94.0%	825.86	95.1%

ADA Percentages by Campus

	2020-21		2021-22		2022-23		2023-2024		2024-2025	
Dickinson Junior High School										
First six weeks							960.63	95.6%	999.38	95.9%
Second six weeks							954.78	94.2%	1007.22	95.2%
Third six weeks							950.64	93.8%		
Fourth six weeks							944.68	93.3%		
Fifth six weeks							949.59	94.4%		
Sixth six weeks							931.74	93.1%		
Yearly Average							948.68	94.1%	1003.30	95.6%
Dickinson High School										
First six weeks	3190.34	96.05%	3158.21	91.70%	3403.82	93.78%	3534.48	94.4%	3581.29	94.5%
Second six weeks	3108.13	93.23%	3215.14	92.04%	3320.80	91.32%	3498.83	93.4%	3571.83	93.5%
Third six weeks	3017.80	90.90%	3202.00	92.19%	3328.97	93.25%	3476.92	93.4%		
Fourth six weeks	2680.20	84.60%	3019.70	88.55%	3246.65	92.93%	3370.39	92.3%		
Fifth six weeks	2736.94	87.80%	3118.68	92.49%	3227.29	93.21%	3352.09	92.9%		
Sixth six weeks	2781.00	89.70%	3051.13	91.41%	3215.91	93.32%	3299.17	92.0%		
Yearly Average	2919.07	90.38%	3127.48	91.40%	3290.57	92.97%	3421.98	93.1%	3576.56	94.0%
Dickinson Continuation Center										
First six weeks	65.08	95.13%	68.85	88.90%	78.10	94.32%	81.56	95.2%	56.81	92.3%
Second six weeks	61.97	86.59%	59.38	85.67%	72.88	92.30%	78.83	93.3%	62.33	87.6%
Third six weeks	54.60	84.40%	45.95	87.94%	58.00	93.79%	69.32	94.3%		
Fourth six weeks	137.00	87.00%	66.52	85.00%	71.48	90.95%	67.11	90.7%		
Fifth six weeks	115.93	80.30%	59.39	87.86%	54.86	90.62%	51.96	89.7%		
Sixth six weeks	92.44	80.30%	45.52	89.99%	37.67	87.11%	35.08	88.6%		
Yearly Average	87.84	85.62%	57.60	87.56%	62.16	91.52%	63.98	92.0%	59.57	90.0%
Transforming Lives Cooperative										
First six weeks	6.08	96.69%	8.00	100.00%	6.43	99.48%	7.93	100.0%	6.65	100.0%
Second six weeks	7.27	100.00%	8.66	99.60%	8.00	100.00%	8.83	100.0%	8.48	100.0%
Third six weeks	8.00	100.00%	8.30	100.00%	7.24	100.00%	8.72	100.0%		
Fourth six weeks	5.60	100.00%	6.92	99.45%	7.74	100.00%	5.61	100.0%		
Fifth six weeks	5.93	100.00%	6.21	97.24%	9.54	98.52%	5.15	100.0%		
Sixth six weeks	6.62	99.10%	6.73	100.00%	6.97	100.00%	5.50	100.0%		
Yearly Average	6.58	99.30%	7.47	99.38%	7.65	99.67%	6.96	100.0%	7.57	100.0%

ADA Percentages by Campus

	2020-21		2021-22		2022-23		2023-2024		2024-2025	
Galveston County Detention Facility										
First six weeks	7.42	99.44%	13.81	98.20%	17.53	99.81%	15.11	100.0%	17.39	100.0%
Second six weeks	12.43	100.00%	17.13	99.81%	19.08	100.00%	17.96	100.0%	23.93	99.4%
Third six weeks	7.40	100.00%	15.96	100.00%	17.64	100.00%	18.32	100.0%		
Fourth six weeks	7.30	100.00%	19.22	100.00%	17.22	99.79%	19.96	100.0%		
Fifth six weeks	9.11	100.00%	22.59	100.00%	15.21	100.00%	17.11	100.0%		
Sixth six weeks	12.15	100.00%	16.52	100.00%	19.36	100.00%	20.53	100.0%		
<i>Yearly Average</i>	9.30	99.91%	17.54	99.67%	17.67	99.93%	18.17	100.0%	20.66	99.7%
Coastal Alternative Program										
First six weeks	0.00	0.00%	1.00	92.90%	1.40	95.45%	2.73	79.8%	3.86	87.8%
Second six weeks	0.00	0.00%	1.58	78.85%	2.52	66.25%	3.07	80.6%	5.04	82.9%
Third six weeks	0.50	72.20%	3.00	86.96%	11.08	72.48%	2.89	69.2%		
Fourth six weeks	0.50	52.00%	4.23	94.62%	11.12	66.90%	4.50	82.4%		
Fifth six weeks	1.24	63.20%	5.53	83.19%	9.41	63.50%	6.62	72.9%		
Sixth six weeks	2.36	84.80%	4.97	82.81%	6.38	73.33%	5.35	60.7%		
<i>Yearly Average</i>	1.15	68.05%	3.39	86.56%	6.99	72.99%	4.19	74.3%	4.45	85.4%
DISTRICT TOTAL										
First six weeks	10758.31	96.01%	10592.08	92.00%	11378.39	94.65%	11564.69	94.9%	11494.86	95.3%
Second six weeks	10766.57	94.27%	10882.53	93.11%	11111.87	91.72%	11542.49	93.9%	11579.52	94.1%
Third six weeks	10694.00	93.60%	10871.84	93.07%	11211.07	93.00%	11483.09	92.7%	0.00	0.0%
Fourth six weeks	10357.50	91.10%	10468.47	89.66%	11239.45	93.64%	11411.41	93.4%	0.00	0.0%
Fifth six weeks	10424.41	92.00%	10898.67	93.43%	11248.94	93.83%	11463.78	93.5%	0.00	0.0%
Sixth six weeks	10404.11	92.20%	10800.95	92.73%	11195.98	93.54%	11262.72	91.9%	0.00	0.0%
Actual ADA for School Year	10567.48	93.20%	10752.42	92.33%	11230.95	93.40%	11454.70	93.4%	11537.19	94.7%
Projected ADA for School Year	*11000		*11400		*11200		*11800		*11900	

**DICKINSON INDEPENDENT SCHOOL DISTRICT
AGENDA DOCUMENT**

Meeting Date: December 10, 2024

Item Title: Monthly Tax Collection Report

Agenda Item: Kelly Logsdon

Background Information:

The Monthly Tax Collection Report for October 2024 and year to date is attached.

Recommendation:

Information only.

Action Item: _____ Yes _____ No

Dickinson Independent School District
Monthly Tax Collections Report
Maintenance Operations and Interest Sinking

Tax Year	Adjusted Taxable Values	Tax Rate	Tax Levy	Current Year Taxes Collected	Current Year % Collected										
2024	\$6,827,183,852	\$1.136	\$77,556,809	\$1,008,961	1.30%										
2023	\$6,192,588,390	\$1.178	\$72,948,691	\$71,429,308	97.92%										
2022	\$6,425,908,920	\$1.294	\$83,151,261	\$81,255,889	97.72%										
2021	\$5,715,025,955	\$1.312	\$74,981,141	\$73,510,035	98.04%										
2020	\$4,851,053,036	\$1.344	\$65,198,153	\$63,813,518	97.88%										
2024 Tax Year	Sep-24	Oct-24	Nov-24	Dec-24	Jan-25	Feb-25	Mar-25	Apr-25	May-25	Jun-25	Jul-25	Aug-25	Totals:	% To Total	
Current Year Tax	Pending Billing	\$1,008,961											\$1,008,961		
YTD % Collected	0.00%	1.30%	1.30%	1.30%	1.30%	1.30%	1.30%	1.30%	1.30%	1.30%	1.30%	1.30%	1.30%	1.30%	
Prior Years Tax	\$308,143	\$42,975											\$351,118		
Subtotal Taxes	\$308,143	\$1,051,936	\$0	\$0	\$0	\$0	\$0	\$0	\$0	\$0	\$0	\$0	\$1,360,079	1.75%	
Penalty & Interest	\$80,787	\$50,584													
Total Taxes & P&I	\$388,930	\$1,102,520	\$0	\$0	\$0	\$0	\$0	\$0	\$0	\$0	\$0	\$0	\$1,360,079	1.75%	
Attorney Fees	\$82,803	\$46,296													
Total Collections	\$471,734	\$1,148,816	\$0	\$0	\$0	\$0	\$0	\$0	\$0	\$0	\$0	\$0	\$1,620,550	N/A	
2023 Tax Year	Sep-23	Oct-23	Nov-23	Dec-23	Jan-24	Feb-24	Mar-24	Apr-24	May-24	Jun-24	Jul-24	Aug-24	Totals:	% To Total	
Current Year Tax	Pending Billing	\$346,649	\$4,201,147	\$10,690,333	\$43,704,416	\$9,237,281	\$821,637	\$693,793	\$417,791	\$660,870	\$439,143	\$216,247	\$71,429,308		
YTD % Collected	0.00%	0.48%	6.23%	20.89%	80.80%	93.46%	94.59%	95.54%	96.11%	97.02%	97.62%	97.92%	97.92%	97.92%	
Prior Years Tax	\$142,604	\$124,455	\$79,328	\$99,097	\$117,632	-\$317,660	\$5,285	\$37,637	\$36,518	\$59,955	\$61,384	\$24,711	\$470,948		
Subtotal Taxes	\$142,604	\$471,103	\$4,280,476	\$10,789,431	\$43,822,048	\$8,919,621	\$826,923	\$731,429	\$454,310	\$720,826	\$500,527	\$240,958	\$71,900,255	98.56%	
Penalty & Interest	\$29,785	\$49,310	\$33,568	\$23,906	\$37,414	\$65,942	\$78,589	\$62,681	\$61,992	\$93,847	\$66,719	\$54,699	\$658,452		
Total Taxes & P&I	\$172,390	\$520,413	\$4,314,043	\$10,813,336	\$43,859,463	\$8,985,563	\$905,511	\$794,111	\$516,302	\$814,673	\$567,246	\$295,657	\$72,558,708	99.47%	
Attorney Fees	\$24,342	\$40,901	\$19,529	\$20,430	\$18,526	\$26,759	\$24,840	\$18,574	\$15,472	\$25,671	\$46,337	\$44,769	\$326,150		
Total Collections	\$196,731	\$561,314	\$4,333,573	\$10,833,766	\$43,877,989	\$9,012,322	\$930,351	\$812,685	\$531,774	\$840,344	\$613,583	\$340,426	\$72,884,857	N/A	
2022 Tax Year	Sep-22	Oct-22	Nov-22	Dec-22	Jan-23	Feb-23	Mar-23	Apr-23	May-23	Jun-23	Jul-23	Aug-23	Totals:	% To Total	
Current Year Tax	Pending Billing	\$596,358	\$4,347,285	\$14,001,873	\$45,222,484	\$12,213,284	\$1,302,975	\$728,414	\$799,984	\$1,089,117	\$484,760	\$469,356	\$81,255,889		
YTD % Collected	0.00%	0.72%	5.95%	22.78%	77.17%	91.86%	93.43%	94.30%	95.26%	96.57%	97.16%	97.72%	97.72%	97.72%	
Prior Years Tax	\$153,260	\$29,557	\$47,929	\$75,934	\$99,395	\$100,283	\$71,407	\$51,012	\$21,329	\$55,885	\$34,958	\$39,149	\$780,098		
Subtotal Taxes	\$153,260	\$625,915	\$4,395,215	\$14,077,806	\$45,321,879	\$12,313,567	\$1,374,382	\$779,426	\$821,313	\$1,145,002	\$519,718	\$508,505	\$82,035,987	98.66%	
Penalty & Interest	\$38,472	\$32,224	\$19,037	\$19,655	\$25,336	\$145,626	\$101,723	\$67,653	\$64,845	\$70,246	\$47,543	\$60,367	\$692,728		
Total Taxes & P&I	\$191,732	\$658,140	\$4,414,252	\$14,097,461	\$45,347,215	\$12,459,193	\$1,476,105	\$847,079	\$886,158	\$1,215,248	\$567,260	\$568,873	\$82,728,715	99.49%	
Attorney Fees	\$30,498	\$24,692	\$13,336	\$14,523	\$20,326	\$16,952	\$25,855	\$11,129	\$12,193	\$19,202	\$36,317	\$56,533	\$281,555		
Total Collections	\$222,229	\$682,832	\$4,427,588	\$14,111,984	\$45,367,541	\$12,476,145	\$1,501,960	\$858,208	\$898,350	\$1,234,450	\$603,577	\$625,406	\$83,010,271	N/A	
2021 Tax Year	Sep-21	Oct-21	Nov-21	Dec-21	Jan-22	Feb-22	Mar-22	Apr-22	May-22	Jun-22	Jul-22	Aug-22	Totals:	% To Total	
Current Year Tax	Pending Billing	\$1,088,340	\$3,747,145	\$31,980,110	\$22,328,154	\$10,529,093	\$939,131	\$675,619	\$544,593	\$936,072	\$399,801	\$341,977	\$73,510,035		
YTD % Collected	0.00%	1.45%	6.45%	49.10%	78.88%	92.92%	94.17%	95.07%	95.80%	97.05%	97.58%	98.04%	98.04%	98.04%	
Prior Years Tax	\$62,609	\$122,577	\$73,266	\$68,898	-\$73,715	\$36,019	-\$162,238	\$69,695	\$54,029	\$80,337	\$23,741	\$116,144	\$471,363		
Subtotal Taxes	\$62,609	\$1,210,917	\$3,820,410	\$32,049,008	\$22,254,439	\$10,565,113	\$776,893	\$745,315	\$598,622	\$1,016,409	\$423,542	\$458,121	\$73,981,398	98.67%	
Penalty & Interest	\$35,037	\$47,711	\$23,970	\$21,093	\$30,931	\$99,484	\$102,498	\$80,760	\$63,253	\$83,954	\$45,385	\$57,409	\$691,483		
Total Taxes & P&I	\$97,645	\$1,258,628	\$3,844,380	\$32,070,101	\$22,285,370	\$10,664,596	\$879,391	\$826,074	\$661,875	\$1,100,363	\$468,927	\$515,530	\$74,672,881	99.59%	
Attorney Fees	\$18,740	\$40,603	\$19,699	\$12,771	\$22,513	\$18,718	\$20,894	\$19,397	\$18,459	\$16,588	\$36,275	\$50,519	\$295,177		
Total Collections	\$116,385	\$1,299,231	\$3,864,080	\$32,082,872	\$22,307,883	\$10,683,314	\$900,285	\$845,471	\$680,334	\$1,116,952	\$505,202	\$566,049	\$74,968,058	N/A	
2020 Tax Year	Sep-20	Oct-20	Nov-20	Dec-20	Jan-21	Feb-21	Mar-21	Apr-21	May-21	Jun-21	Jul-21	Aug-21	Totals:	% To Total	
Current Year Tax	Pending Billing	\$378,534	\$2,549,710	\$13,354,403	\$29,495,191	\$14,036,825	\$1,771,012	\$682,688	\$492,047	\$415,731	\$290,712	\$346,665	\$63,813,518		
YTD % Collected	0.00%	0.58%	4.49%	24.97%	70.21%	91.74%	94.46%	95.51%	96.26%	96.90%	97.34%	97.88%	97.88%	97.88%	
Prior Years Tax	\$261,234	\$82,519	\$117,291	\$80,410	\$69,068	\$80,828	\$34,645	\$78,174	\$87,587	\$67,362	\$44,020	\$166,788	\$1,169,927		
Subtotal Taxes	\$261,234	\$461,054	\$2,667,001	\$13,434,813	\$29,564,260	\$14,117,652	\$1,805,657	\$760,862	\$579,634	\$483,093	\$334,732	\$513,453	\$64,983,444	99.67%	
Penalty & Interest	\$45,743	\$21,674	\$29,695	\$33,306	\$21,003	\$57,700	\$105,272	\$70,803	\$56,352	\$56,101	\$47,512	\$42,502	\$587,663		
Total Taxes & P&I	\$306,977	\$482,728	\$2,696,696	\$13,468,119	\$29,585,263	\$14,175,353	\$1,910,929	\$831,665	\$635,986	\$539,194	\$382,244	\$555,955	\$65,571,107	100.57%	
Attorney Fees	\$26,755	\$18,926	\$14,740	\$22,947	\$15,775	\$12,989	\$19,895	\$20,509	\$13,930	\$16,899	\$36,967	\$38,277	\$258,611		
Total Collections	\$333,732	\$501,654	\$2,711,435	\$13,491,066	\$29,601,038	\$14,188,342	\$1,930,824	\$852,174	\$649,916	\$556,093	\$419,212	\$594,232	\$65,829,718	N/A	

**DICKINSON INDEPENDENT SCHOOL DISTRICT
AGENDA DOCUMENT**

Meeting Date: December 10, 2024

Item Title: 25-26 DHS Academic Handbook

Agenda Item: Dr. Jeff Pack, Courtney Ramirez, and Kendra Berg

Background Information:

The 25-26 Dickinson High School Academic Handbook will be presented for your review and approval. Please note, this year we are moving to a website format for the handbook instead of a PDF. The content presented in printed format will be the same content posted online. We will preview the website. The website will be published for the public to see after Board approval.

Recommendation:

The Superintendent, Deputy Superintendent of Educational Services, and the Dickinson High School Principal recommend approval of the content of the 25-26 DHS Academic Handbook.

Action Item: Yes No

Motion made by _____ **seconded by** _____ **vote** _____

**DICKINSON INDEPENDENT SCHOOL DISTRICT
BOARD AGENDA DOCUMENT**

Meeting Date: December 10, 2024

Item Title: Instructional Materials Review and Approval (IMRA) 2024 –
List of High-Quality Instructional Materials (HQIM)

Agenda Item: Dr. Jeff Pack

Background Information

House Bill 1605 (Acts 2023, 88th Leg., R.S.) established a new Instructional Materials Review and Approval (IMRA) process for the State Board of Education (SBOE) to evaluate and approve high-quality instructional materials (HQIM). HQIM are curricular resources that ensure full coverage of the Texas Essential Knowledge and Skills (TEKS), align with research-based instructional strategies in each subject area, support all learners and include implementation support for teachers. In addition to existing IMTA funding, school systems are entitled to additional funding if they select any materials included on the SBOE’s HQIM list. Districts that use OER will also receive a second stream of additional funding to help defray printing and implementation costs.

Educational Services in collaboration with principals, instructional coaches, and teachers have selected Bluebonnet Learning Math for grades K-8. We currently use the predecessor to this HQIM titled Eureka Math TEKS Edition for grades K-4. This HQIM is an Open Educational Resource (OER), so it is available digitally to school districts at no cost. There is a new IMTA OER printing allocation available to pay for the print materials. In addition, we intend to apply for the Learning Acceleration Support Opportunities (LASO) 24-25 Cycle 3 Strong Foundations Implementation (SFI) and School Improvement PLC (SI PLC) grants to assist with implementation of this new HQIM.

Recommendation

The Superintendent and Deputy Superintendent for Educational Services recommend approval of the IMRA 2024 List of SBOE-Approved Instructional Materials and the expending of funds for these materials which may be more than \$250,000.

Action Item: Yes No

Motion made by _____ **seconded by** _____ **vote** _____



IMRA 2024 List of SBOE-Approved Instructional Materials

The State Board of Education (SBOE) voted on November 22, 2024, to approve the tier-one full- and partial-subject instructional materials listed below for Instructional Materials Review and Approval Cycle 2024. Each of the full-subject instructional materials were found to meet 100% of the Texas Essential Knowledge and Skills (TEKS) and applicable English Language Proficiency Standards (ELPS). Each of the partial-subject instructional materials were found to meet 100% of the TEKS. Some instructional materials were approved contingent upon verification of compliance with 19 Texas Administrative Code, [§74.2001\(b\)\(1\)\(B\)–\(G\)](#). Those product titles are marked with an asterisk (*).

Publisher Name	Material Type	Subject Area	Grade Level / Course	Product Title	Product ISBN
Savvas Learning Company, LLC	Full Subject	English Language Arts and Reading	Kindergarten	<i>Texas myView Literacy (Print and Digital), Kindergarten</i>	9798890723444
Savvas Learning Company, LLC	Full Subject	English Language Arts and Reading	Grade 1	<i>Texas myView Literacy (Print and Digital), Grade 1</i>	9798890723451
Savvas Learning Company, LLC	Full Subject	English Language Arts and Reading	Grade 2	<i>Texas myView Literacy (Print and Digital), Grade 2</i>	9798890723468
Savvas Learning Company, LLC	Full Subject	English Language Arts and Reading	Grade 3	<i>Texas myView Literacy (Print and Digital), Grade 3</i>	9798890723475
Savvas Learning Company, LLC	Full Subject	English Language Arts and Reading	Grade 4	<i>Texas myView Literacy (Print and Digital), Grade 4</i>	9798890723482
Savvas Learning Company, LLC	Full Subject	English Language Arts and Reading	Grade 5	<i>Texas myView Literacy (Print and Digital), Grade 5</i>	9798890723499
Texas Education Agency	Full Subject	English Language Arts and Reading	Kindergarten	<i>Bluebonnet Learning Grade Kindergarten Reading Language Arts, Edition 1</i>	9798213423075
Texas Education Agency	Full Subject	English Language Arts and Reading	Grade 1	<i>Bluebonnet Learning Grade 1 Reading Language Arts, Edition 1</i>	9798213423082
Texas Education Agency	Full Subject	English Language Arts and Reading	Grade 2	<i>Bluebonnet Learning Grade 2 Reading Language Arts, Edition 1</i>	9798213423099
Texas Education Agency	Full Subject	English Language Arts and Reading	Grade 3	<i>Bluebonnet Learning Grade 3 Reading Language Arts, Edition 1</i>	9798213423105
Texas Education Agency	Full Subject	English Language Arts and Reading	Grade 4	<i>Bluebonnet Learning Grade 4 Reading Language Arts, Edition 1</i>	9798213423112
Texas Education Agency	Full Subject	English Language Arts and Reading	Grade 5	<i>Bluebonnet Learning Grade 5 Reading Language Arts, Edition 1</i>	9798213423129
Savvas Learning Company, LLC	Full Subject	Spanish Language Arts and Reading	Kindergarten	<i>Texas Mivision Lectura (Print And Digital), Kindergarten</i>	9798213424157
Savvas Learning Company, LLC	Full Subject	Spanish Language Arts and Reading	Grade 1	<i>Texas Mivision Lectura (Print And Digital), Grade 1</i>	9798213424164
Savvas Learning Company, LLC	Full Subject	Spanish Language Arts and Reading	Grade 2	<i>Texas Mivision Lectura (Print And Digital), Grade 2</i>	9798213424171
Savvas Learning Company, LLC	Full Subject	Spanish Language Arts and Reading	Grade 3	<i>Texas Mivision Lectura (Print And Digital), Grade 3</i>	9798213424188
Savvas Learning Company, LLC	Full Subject	Spanish Language Arts and Reading	Grade 4	<i>Texas Mivision Lectura (Print And Digital), Grade 4</i>	9798213424195
Savvas Learning Company, LLC	Full Subject	Spanish Language Arts and Reading	Grade 5	<i>Texas Mivision Lectura (Print And Digital), Grade 5</i>	9798213424201
95 Percent Group, LLC	Partial Subject	English Phonics	Kindergarten	<i>95 Phonics Core Program Classroom Kit: Grade K*</i>	9781735972619
95 Percent Group, LLC	Partial Subject	English Phonics	Grade 1	<i>95 Phonics Core Program Classroom Kit: Grade 1*</i>	9781735972671
95 Percent Group, LLC	Partial Subject	English Phonics	Grade 3	<i>95 Phonics Core Program Classroom Kit: Grade 3*</i>	9781935853770
Amplify Education, Inc.	Partial Subject	English Phonics	Kindergarten	<i>Amplify TX ELAR Skills, K</i>	9781636027357
Amplify Education, Inc.	Partial Subject	English Phonics	Grade 1	<i>Amplify TX ELAR Skills, 1</i>	9781636027395
Amplify Education, Inc.	Partial Subject	English Phonics	Grade 2	<i>Amplify TX ELAR Skills, 2</i>	9781636027425
Amplify Education, Inc.	Partial Subject	English Phonics	Grade 3	<i>Amplify TX ELAR Skills, 3</i>	9798891807198
Curriculum Associates, LLC	Partial Subject	English Phonics	Kindergarten	<i>Texas Magnetic Reading Foundations, Kindergarten</i>	9781663016720
Curriculum Associates, LLC	Partial Subject	English Phonics	Grade 1	<i>Texas Magnetic Reading Foundations, Grade 1</i>	9781663016737
Curriculum Associates, LLC	Partial Subject	English Phonics	Grade 2	<i>Texas Magnetic Reading Foundations, Grade 2</i>	9781663016744
Just Right Reader, Inc.	Partial Subject	English Phonics	Kindergarten	<i>Just Right Reader Kindergarten - Early Decodables*</i>	9798892398657



IMRA 2024 List of SBOE-Approved Instructional Materials

Publisher Name	Material Type	Subject Area	Grade Level / Course	Product Title	Product ISBN
Just Right Reader, Inc.	Partial Subject	English Phonics	Grade 1	<i>Just Right Reader 1st Grade Decodables*</i>	9798892398640
Just Right Reader, Inc.	Partial Subject	English Phonics	Grade 2	<i>Just Right Reader 2nd Grade Decodables*</i>	9798892398633
Literacy Resources, LLC (Heggerty)	Partial Subject	English Phonics	Kindergarten	<i>Bridge to Reading, Kindergarten*</i>	9781960968326
Literacy Resources, LLC (Heggerty)	Partial Subject	English Phonics	Grade 1	<i>Bridge to Reading - First Grade*</i>	9781960968333
Literacy Resources, LLC (Heggerty)	Partial Subject	English Phonics	Grade 2	<i>Bridge to Reading - Second Grade*</i>	9781960968340
Literacy Resources, LLC (Heggerty)	Partial Subject	English Phonics	Grade 3	<i>Bridge to Reading - Third Grade*</i>	9781960968340
Reading Horizons (HEC Software, Inc)	Partial Subject	English Phonics	Kindergarten	<i>Reading Horizons Discovery, Kindergarten</i>	9781623823382
Reading Horizons (HEC Software, Inc)	Partial Subject	English Phonics	Grade 1	<i>Reading Horizons Discovery, Grade 1</i>	9781623823382
Reading Horizons (HEC Software, Inc)	Partial Subject	English Phonics	Grade 2	<i>Reading Horizons Discovery, Grade 2</i>	9781623823382
Reading Horizons (HEC Software, Inc)	Partial Subject	English Phonics	Grade 3	<i>Reading Horizons Discovery, Grade 3</i>	9781623823382
Scholastic Inc.	Partial Subject	English Phonics	Kindergarten	<i>Ready4Reading, Kindergarten*</i>	9781546184775
Scholastic Inc.	Partial Subject	English Phonics	Grade 1	<i>Ready4Reading, Grade 1*</i>	9781546184775
Scholastic Inc.	Partial Subject	English Phonics	Grade 2	<i>Ready4Reading, Grade 2*</i>	9781546184775
Scholastic Inc.	Partial Subject	English Phonics	Grade 3	<i>Ready4Reading, Grade 3*</i>	9781546184775
William H. Sadlier, Inc	Partial Subject	English Phonics	Kindergarten	<i>From Phonics to Reading, Grade K</i>	9781421771809
William H. Sadlier, Inc	Partial Subject	English Phonics	Grade 1	<i>From Phonics to Reading, Grade 1</i>	9781421771816
William H. Sadlier, Inc	Partial Subject	English Phonics	Grade 2	<i>From Phonics to Reading, Grade 2</i>	9781421771823
William H. Sadlier, Inc	Partial Subject	English Phonics	Grade 3	<i>From Phonics to Reading, Grade 3</i>	9781421771830
Wilson Language Training	Partial Subject	English Phonics	Kindergarten	<i>Fundations Level K Classroom Set for 20 & Geodes Level K Classroom Library</i>	9781567787658
Wilson Language Training	Partial Subject	English Phonics	Grade 1	<i>Fundations Level 1 Classroom Set for 20 & Geodes Level 1 Classroom Library</i>	9781567787665
Wilson Language Training	Partial Subject	English Phonics	Grade 2	<i>Fundations Level 2 Classroom Set for 20 & Geodes Level 2 Classroom Library</i>	9781567787672
Amplify Education, Inc.	Partial Subject	Spanish Phonics	Kindergarten	<i>Amplify SLAR Texas Habilidades y Destrezas, Grade K</i>	9798885762021
Amplify Education, Inc.	Partial Subject	Spanish Phonics	Grade 1	<i>Amplify SLAR Texas Habilidades y Destrezas, Grade 1</i>	9798885762038
Amplify Education, Inc.	Partial Subject	Spanish Phonics	Grade 2	<i>Amplify SLAR Texas Habilidades y Destrezas, Grade 2</i>	9798885762045
Just Right Reader, Inc.	Partial Subject	Spanish Phonics	Kindergarten	<i>Just Right Reader Decodables De Jardín De Infantes*</i>	9798892398619
Just Right Reader, Inc.	Partial Subject	Spanish Phonics	Grade 1	<i>Just Right Reader Decodables De Primer Grado*</i>	9798892398602
Just Right Reader, Inc.	Partial Subject	Spanish Phonics	Grade 2	<i>Just Right Reader Decodables De Segundo Grado*</i>	9798892398596
Accelerate Learning	Full-Subject	Mathematics	Kindergarten	<i>STEMscopes Texas Math - Kindergarten (1 year online)</i>	9798893538571
Accelerate Learning	Full-Subject	Mathematics	Grade 1	<i>STEMscopes Texas Math - Grade 1 (1 year online)</i>	9798893538588
Accelerate Learning	Full-Subject	Mathematics	Grade 2	<i>STEMscopes Texas Math - Grade 2 (1 year online)</i>	9798893538595
Accelerate Learning	Full-Subject	Mathematics	Grade 3	<i>STEMscopes Texas Math - Grade 3 (1 year online)</i>	9798893538601
Accelerate Learning	Full-Subject	Mathematics	Grade 4	<i>STEMscopes Texas Math - Grade 4 (1 year online)</i>	9798893538618
Accelerate Learning	Full-Subject	Mathematics	Grade 5	<i>STEMscopes Texas Math - Grade 5 (1 year online)</i>	9798893538625
Accelerate Learning	Full-Subject	Mathematics	Grade 6	<i>STEMscopes Texas Math - Grade 6 (1 year online)</i>	9798893538632
Accelerate Learning	Full-Subject	Mathematics	Grade 7	<i>STEMscopes Texas Math - Grade 7 (1 year online)</i>	9798893538649
Accelerate Learning	Full-Subject	Mathematics	Grade 8	<i>STEMscopes Texas Math - Grade 8 (1 year online)</i>	9798893538656
Accelerate Learning	Full-Subject	Mathematics	Algebra I	<i>STEMscopes Texas Math - Algebra I</i>	9798893538663

IMRA 2024 List of SBOE-Approved Instructional Materials

Publisher Name	Material Type	Subject Area	Grade Level / Course	Product Title	Product ISBN
Agile Mind, Inc.	Full-Subject	Mathematics	Grade 6	<i>Texas Mathematics 6</i>	9781961490185
Agile Mind, Inc.	Full-Subject	Mathematics	Grade 7	<i>Texas Mathematics 7</i>	9781961490192
Agile Mind, Inc.	Full-Subject	Mathematics	Grade 8	<i>Texas Mathematics 8</i>	9781961490208
Agile Mind, Inc.	Full-Subject	Mathematics	Algebra I	<i>Texas Algebra I</i>	9781961490215
Agile Mind, Inc.	Full-Subject	Mathematics	Algebra II	<i>Texas Algebra II</i>	9781961490222
Agile Mind, Inc.	Full-Subject	Mathematics	Geometry	<i>Texas Geometry</i>	9781961490178
Alba Educational Consulting, LLC	Full-Subject	Mathematics	Kindergarten	<i>Progressions by Alba Math Grade K</i>	9798990409019
Alba Educational Consulting, LLC	Full-Subject	Mathematics	Grade 1	<i>Progressions by Alba Math Grade 1</i>	9798990409033
Cosenza & Associates, LLC	Full-Subject	Mathematics	Grade 6	<i>Math - Grade 6</i>	9781948709194
Cosenza & Associates, LLC	Full-Subject	Mathematics	Grade 7	<i>Math - Grade 7</i>	9781948709200
Cosenza & Associates, LLC	Full-Subject	Mathematics	Grade 8	<i>Math - Grade 8</i>	9781948709217
Cosenza & Associates, LLC	Full-Subject	Mathematics	Algebraic Reasoning	<i>Algebraic Reasoning</i>	9781948709156
Curriculum Associates, LLC	Full-Subject	Mathematics	Kindergarten	<i>Texas i-Ready Classroom Mathematics, kindergarten</i>	9781663002303
Curriculum Associates, LLC	Full-Subject	Mathematics	Grade 1	<i>Texas i-Ready Classroom Mathematics, Grade 1</i>	9781663002310
Curriculum Associates, LLC	Full-Subject	Mathematics	Grade 2	<i>Texas i-Ready Classroom Mathematics, Grade 2</i>	9781663002327
Curriculum Associates, LLC	Full-Subject	Mathematics	Grade 6	<i>Texas i-Ready Classroom Mathematics, Grade 6</i>	9781663002365
Curriculum Associates, LLC	Full-Subject	Mathematics	Grade 7	<i>Texas i-Ready Classroom Mathematics, Grade 7</i>	9781663002372
Curriculum Associates, LLC	Full-Subject	Mathematics	Grade 8	<i>Texas i-Ready Classroom Mathematics, Grade 8</i>	9781663002389
Kiddom	Full-Subject	Mathematics	Kindergarten	<i>Texas Math: Grade K Powered by Kiddom</i>	9798894308777
Kiddom	Full-Subject	Mathematics	Grade 1	<i>Texas Math: Grade 1 Powered by Kiddom</i>	9798894308807
Kiddom	Full-Subject	Mathematics	Grade 2	<i>Texas Math: Grade 2 Powered by Kiddom</i>	9798894308838
Kiddom	Full-Subject	Mathematics	Grade 3	<i>Texas Math: Grade 3 Powered by Kiddom</i>	9798894308869
Kiddom	Full-Subject	Mathematics	Grade 4	<i>Texas Math: Grade 4 Powered by Kiddom</i>	9798894308890
Kiddom	Full-Subject	Mathematics	Grade 5	<i>Texas Math: Grade 5 Powered by Kiddom</i>	9798894308920
Kiddom	Full-Subject	Mathematics	Geometry	<i>Texas Math: Geometry Powered by Kiddom</i>	9798894309163
OpenStax	Full-Subject	Mathematics	Algebra I	<i>Algebra 1</i>	9781961584471
Texas Education Agency	Full-Subject	Mathematics	Kindergarten	<i>Bluebonnet Learning Grade K Math, Edition 1</i>	9798890723369
Texas Education Agency	Full-Subject	Mathematics	Grade 1	<i>Bluebonnet Learning Grade 1 Math, Edition 1</i>	9798890723383
Texas Education Agency	Full-Subject	Mathematics	Grade 2	<i>Bluebonnet Learning Grade 2 Math, Edition 1</i>	9798890723390
Texas Education Agency	Full-Subject	Mathematics	Grade 3	<i>Bluebonnet Learning Grade 3 Math, Edition 1</i>	9798890723406
Texas Education Agency	Full-Subject	Mathematics	Grade 4	<i>Bluebonnet Learning Grade 4 Math, Edition 1</i>	9798890723413
Texas Education Agency	Full-Subject	Mathematics	Grade 5	<i>Bluebonnet Learning Grade 5 Math, Edition 1</i>	9798890723420
Texas Education Agency	Full-Subject	Mathematics	Grade 6	<i>Bluebonnet Learning Secondary Mathematics Grade 6, Edition 1</i>	9780209517539
Texas Education Agency	Full-Subject	Mathematics	Grade 7	<i>Bluebonnet Learning Secondary Mathematics Grade 7, Edition 1</i>	1978098613577
Texas Education Agency	Full-Subject	Mathematics	Grade 8	<i>Bluebonnet Learning Secondary Mathematics Grade 8, Edition 1</i>	1978921165021
Texas Education Agency	Full-Subject	Mathematics	Algebra I	<i>Bluebonnet Learning Secondary Mathematics Algebra I, Edition 1</i>	1689770187017

**DICKINSON INDEPENDENT SCHOOL DISTRICT
BOARD AGENDA ITEM**

Meeting Date: December 10, 2024

Item Title: HB 3033 Public Information Act

Agenda Item: Robert Cobb

Background Information:

HB 3033 amended the Public Information Act (PIA) by limiting the number of “nonbusiness” days for school districts. The PIA now specifically states that in addition to the weekends and holidays listed, nonbusiness PIA days may be designated when District administrative offices are closed or operating with minimal staffing. However, school districts may designate **no more than 10 nonbusiness days within each calendar year** for purposes of the PIA. Authority to designate districts’ nonbusiness days is provided solely to the Board of Trustees. This means we cannot delay responses to requests for public information for all the days of our holiday and Spring/Summer breaks when our administrative offices are closed. The Board is able to designate no more than 10 nonbusiness PIA days for inclusion in deadlines for responding to PIA’s or to request an Attorney General opinion.

Recommendation:

The Superintendent and Assistant Superintendent for Administration recommend the following days be designated as nonbusiness PIA days for the 2025 calendar year.

- Thursday, January 2, 2025
- Friday, January 3, 2025
- Wednesday, March 19, 2025
- Thursday, March 20, 2025
- Friday, March 21, 2025
- Monday, December 22, 2025
- Tuesday, December 23, 2025
- Monday, December 29, 2025
- Tuesday, December 30, 2025
- Wednesday, December 31, 2025

Action Item: X Yes No

Motion made by _____ **seconded by** _____ **vote** _____

10 ICKINSON INDEPENDENT SCHOOL DISTRICT
BOARD AGENDA DOCUMENT

Meeting Date: December 10, 2024
Item Title: Dickinson Junior High Easement
Agenda Item: Ryan Boone

Background Information:

Texas New Mexico Power Co. wants to purchase an easement right of way along the west side of the DJH property. The installation will be overhead as it enters our property from the south. The City of Texas City has agreed to pay for the installation to go underground 300' south of Central Park Blvd. The total easement is .4395 acres. TNMP is offering \$5,000.00 for the easement.

The agreement is attached for your consideration.

Recommendation:

The Superintendent, Deputy Superintendent Business and Operations and Executive Director of Facilities and Planning recommend approval.

Action Item: X Yes _____ No

Motion made by _____ seconded by _____ vote _____

NOTICE OF CONFIDENTIALITY RIGHTS: IF YOU ARE A NATURAL PERSON, YOU MAY REMOVE OR STRIKE ANY OR ALL OF THE FOLLOWING INFORMATION FROM ANY INSTRUMENT THAT TRANSFERS AN INTEREST IN REAL PROPERTY BEFORE IT IS FILED FOR RECORD IN THE PUBLIC RECORDS: YOUR SOCIAL SECURITY NUMBER OR YOUR DRIVER'S LICENSE NUMBER.

EASEMENT AND RIGHT-OF-WAY

On this _____ day of _____, 20____, in consideration of Ten Dollars (\$10.00), and other valuable consideration, the receipt and sufficiency of which are hereby acknowledged, and the covenants hereinafter set forth, **Dickinson Independent School District** (“Grantor”), hereby grants, sells, conveys, and warrants to **Texas-New Mexico Power Company, a Texas corporation**, and its successors, assigns, lessees and tenants (collectively, “Grantee”), a perpetual easement and right-of-way (“Easement”) for electric lines and communication lines and appurtenant equipment, fixtures, and facilities in, on, over, under, and across a tract of land located in Galveston County, Texas, together with all and singular the rights and appurtenances thereto in any wise belonging, each of which tract of land and Easement area (“Easement Area”) are described in the attached Exhibit A, which includes a field note description and plat. Exhibit A is incorporated herein.

Grantor grants Grantee the right, now and in the future, to install, place, construct, reconstruct, operate, maintain, alter, improve, upgrade, extend, inspect, patrol, protect, repair, remove, replace, and relocate electric lines and communication lines and appurtenant equipment, fixtures, and facilities within the Easement Area, including, without limitation, a variable number and sizes of poles, towers, structures, crossarms, anchors, guys, foundations, above and below ground supporting structures, grounding systems, insulators, transformers, underbuilt facilities, hardware, wires, cable, conductors and circuits at one or more voltage capacities, and all other appurtenant equipment, fixtures and facilities, made of wood, metal, concrete and other materials.

Grantor grants Grantee the right, in Grantee’s discretion, now and in the future, to cut down, trim, remove, and otherwise control, using chemical treatments, herbicides or growth regulators and other means, any and all trees, shrubs, brush and vegetation situated within the Easement Area. Grantor also grants Grantee the right, in Grantee’s discretion, now and in the future, to cut down, trim, remove, and otherwise control, using chemical treatments, herbicides or growth regulators and other means, portions of trees, overhanging branches, roots, shrubs, brush and vegetation extending into the Easement Area that are rooted on lands outside of the Easement Area when in the opinion of Grantee such trees, shrubs, brush or other vegetation may create a hazard or safety concern or interfere with or disturb Grantee’s facilities, its exercise of rights hereunder, its use of the Easement Area, or its ingress or egress to, from, over, across, along and upon the Easement Area.

Grantor grants Grantee the right, in Grantee’s discretion, now and in the future, to remove any structure, building, object, equipment or obstruction within the Easement Area.

Grantor grants Grantee the right of unobstructed ingress and egress, at any and all times, to, from, over, across, along and upon the Easement Area. Grantee shall have the right to install and maintain such gates along and in any fence as Grantee determines is necessary or appropriate for

the exercise of Grantee's right of ingress and egress to and from the Easement Area and over, across, along and upon the Easement Area.

Grantor grants Grantee the right to conduct surveys and geotechnical, archeological, historical, environmental and other studies on, in and under the Easement Area.

Grantor reserves the right to cultivate crops, pasture, construct fences of reasonable heights (so long as Grantee installs adequate gates at reasonable intervals such that Grantee's rights of access, ingress and egress are not impaired or interfered with), install roads or otherwise use the lands encumbered by this Easement, so long as such use (a) does not damage Grantee's facilities, (b) does not impair, interfere with or disturb Grantee's facilities, its exercise of rights hereunder, its use of the Easement Area, or its ingress or egress to, from, over, across, along and upon the Easement Area, and (b) meets the requirements of all applicable laws and regulations, including, without limitation, the National Electrical Safety Code and the Texas Health and Safety Code. Without limiting the foregoing, Grantor shall not and shall not permit any of the following: (i) plant or cultivate any trees or landscaping over or within the Easement Area; (ii) place, construct, install, or erect any temporary or permanent building, structure, improvement, equipment, or obstruction within, under, or over the Easement Area, including, without limitation, storage tanks, billboards, signs, sheds, dumpsters, light poles, water impoundments, irrigation systems, swimming pools or wells; or (iii) alter the grade, contour or elevation of the Easement Area. Grantee may, at Grantor's cost and expense, remove any tree, landscaping, building, structure, improvement, equipment, or obstruction placed, constructed, or installed within, under, or over the Easement Area, and re-grade any alterations of the grade, elevation or contour in the Easement Area. Grantor shall pay to Grantee the costs and expenses of Grantee incurred in connection with such removal and/or re-grading within fifteen (15) days after demand therefor.

Grantor expressly reserves all oil, gas, and other minerals owned by Grantor, in, on, and under the Easement Area; provided, however, that that Grantor shall not be permitted to drill or excavate for oil, gas or other minerals on the surface of the Easement Area, but Grantor may extract oil, gas, or other minerals from and under the Easement Area by directional drilling or other means which do not interfere with or disturb Grantee's facilities, Grantee's use of the Easement Area, or the exercise of Grantee's rights granted herein.

Grantee shall, to the extent permitted by law, indemnify and hold harmless Grantor from and against direct damages, liabilities, cost and expenses that Grantor incurs directly as a result of claims for bodily injury or death to persons or damage to third party property to the extent caused by the negligent operations of Grantee in the exercise of its rights granted herein. In the event of negligence or fault on behalf of Grantee, Grantor and/or another person or entity, responsibility and indemnity of Grantee, if any, shall be apportioned in accordance with the laws of the State of Texas without waiving any of the defenses of either Grantee or Grantor under Texas law. It is a condition to any obligations of Grantee under this paragraph that Grantor shall provide notice to Grantee immediately upon any bodily injury, death or property damage for which Grantor will make a claim under this paragraph, which notice must be sent to Grantee at 577 N. Garden Ridge Road, Lewisville, Texas 75067, Attention: Legal Department (or such other address as specified by Grantee to Grantor) by U.S. registered or certified mail, postage prepaid, return receipt requested, or by a nationally recognized overnight air courier service that provides receipt of delivery. It is agreed that it is not the intention of Grantee or Grantor to create liability for the

benefit of third parties, and that this paragraph shall be solely for the benefit of Grantee and Grantor and shall not create or grant any rights, contractual or otherwise, to any other person or entity.

Compliance with Lone Star Infrastructure Protection Act - represents and warrants that it does not meet any of the ownership, control, or headquarters criteria listed in Lone Star Infrastructure Protection Act, Chapter 113 of the Texas Business & Commerce Code, as added by Act of June 18, 2021, 87th Leg., R.S., Ch. 975 (S.B. 2116) (relating to China, Iran, North Korea, Russia, and any other country designated by the Texas governor as a threat to critical infrastructure).

Any and all electric lines, communication lines, equipment, fixtures, and facilities, and parts thereof, installed or placed within the Easement Area by or on behalf of Grantee shall remain the exclusive property of Grantee.

No failure or delay by Grantee to exercise any of the rights granted herein, nor any removal of any facilities from the Easement Area, shall constitute an abandonment, waiver or termination of any of the rights granted herein.

This Easement contains the entire agreement, expressed or implied, between Grantor and Grantee. This Easement shall inure to the benefit of and be binding on Grantor and Grantee and their respective successors, assigns, heirs, executors, personal representatives, administrators, lessees, tenants, and licensees. This Easement and the rights granted to Grantee herein are assignable, in whole or in part, by Grantee, and Grantee shall be released and discharged of obligations with respect to the assigned interest which accrue after the date of assignment.

Grantor warrants and shall forever defend the Easement unto Grantee against anyone lawfully claiming or to claim the same or any part thereof, by through or under Grantor, but not otherwise.

This Easement, and any dispute or claim between Grantor and Grantee arising out of or in any way connected with this Easement, shall be governed, construed and enforced in accordance with the substantive laws of the State of Texas, without regard to conflict of law rules that would direct application of the laws of another jurisdiction.

This Easement may be executed in one or more counterparts, each of which shall be deemed an original, but all of which, taken together, shall constitute one and the same instrument.

[THE REMAINDER OF THIS PAGE IS INTENTIONALLY LEFT BLANK]

GRANTEE:

TEXAS-NEW MEXICO POWER COMPANY

By: _____

Name: _____

Title: _____

ACKNOWLEDGEMENT

STATE OF _____ §

§

COUNTY OF _____ §

Before me, the undersigned Notary Public, personally appeared _____, known to me to be the person whose name is subscribed to the foregoing instrument, and who acknowledged to me that he/she executed the instrument for the purposes and considerations expressed in it, doing so as _____ of Texas-New Mexico Power Company, a Texas corporation, and on its behalf.

Given under my hand and seal of office on this _____ day of _____, 2024.

Notary Public, State of _____

Printed Name: _____

Notary ID No.: _____

CENTRAL PARK BOULEVARD
DEDICATION
CF No. 2023019209
GCOPR

CALLLED 4.64 ACRES
TO THE CITY OF TEXAS CITY
BY SPECIAL WARRANTY DEED
INSTRUMENT No. 2024013718 GCOPR

RESIDUE OF A
CALLLED 489.39 ACRES
TO TEXAS CITY 490, LTD
CF No. 2006002513
GCOPR

CALLLED 3.1 ACRES
TO TEXAS CITY 45
PARTNERS, LLC
C.F. NO. 2018061846 GCOPRRP

ELECTRIC UTILITY
EASEMENT
0.4395 ACRE

CALLLED 36.786 ACRES
TO DICKINSON ISD
BY SPECIAL WARRANTY DEED
CF No. 2020025738
GCOPR



CALLLED 5 ACRES
TO GALVESTON COUNTY
MUNICIPAL UTILITY DISTRICT No. 57
BY SPECIAL WARRANTY DEED
CF No. 2022067617
GCOPR

CALLLED 5.000 ACRES
TO DEMONTROND MOTOR CORPORATION
BY SPECIAL WARRANTY DEED
CF No. 2000041886
GCOPR

POB
FND 5/8" IR "JJC"

LINE	BEARING	DISTANCE
L1	N 02°53'03" W	957.12'
L2	N 87°09'42" E	20.00'
L3	S 02°53'03" E	957.11'
L4	S 87°06'57" W	20.00'

LEGEND

CF	CLERK'S FILE
FND	FOUND
GCMR	GALVESTON COUNTY MAP RECORDS
GCOPR	GALVESTON COUNTY OFFICIAL PUBLIC RECORDS
IR	IRON ROD
NO	NUMBER
POB	POINT OF BEGINNING
VOL	VOLUME
⊙	POINT FOR CORNER
JJC	JONES CARTER PROPERTY CORNER



GENERAL NOTES:

- Bearings shown hereon are based on the Texas Coordinate System of 1983, South Central Zone.
- A Metes and bounds description of this tract is available in the offices of Quiddity Engineering in Bellaire, Texas.
- Improvements are not shown hereon.

NORTH
SCALE: 1" = 200'

EXHIBIT
OF A
0.4395 ACRE
ELECTRIC UTILITY EASEMENT
IN THE
W.K.WILSON SURVEY
ABSTRACT-208
GALVESTON COUNTY, TEXAS
NOVEMBER 2024



QUIDDITY

Texas Board of Professional Engineers and Land Surveyors Reg. No. 10046100
6330 West Loop South, Suite 150 • Bellaire, TX 77401 • 713.777.5337

K:\29257\29257-0001-01 Texas New Mexico Power Easements\1 Surveying Phase\CAD Files\Final Dwg\20516 - 0.4395 Ac Elec UE.dwg Nov 04,2024 - 9:15am its3

STATE OF TEXAS §

COUNTY OF GALVESTON §

A **METES & BOUNDS** description of a certain 0.4395 acre easement situated in the W.K. Wilson Survey, Abstract No. 208 in Galveston County, Texas, being out of a called 36.786 acre tract of land conveyed to Dickinson ISD by Special Warranty Deed recorded in Clerk's File No. 2020025738 of the Galveston County Official Public Records (GCOPR); said 0.4395 acre tract being more particularly described as follows with all bearings being based on the Texas Coordinate System of 1983, South Central Zone;

BEGINNING at a found 5/8-inch iron rod with cap stamped "Jones|Carter Property Corner" being the northwest corner of a called 5 acre tract of land conveyed to Galveston County Municipal Utility District No. 57 by Special Warranty Deed recorded in Clerk's File No. 2022067617 GCOPR, being common with the east line of a called 3.1 acre tract of land conveyed to Texas City 45 Partners, LLC by Special Warranty Deed with Vendor's Lien recorded in Clerk's File No. 2018061846 GCOPR, and being a southwest corner of a said 36.786 acre tract;


THENCE, South 02°53'03" East, along the west line of said 36.786 acre tract, common with the east line of said 3.1 acre tract, 957.12 feet to a found 5/8-inch iron rod with cap stamped "Jones|Carter Property Corner", being the northwest corner of said 36.786 acre tract, common with the northeast corner of said 3.1 acre tract and being in the south line of Central Park Boulevard Dedication (Called 100 foot right-of-way) recorded in Clerk's File No. 2023019209 GCOPR;


THENCE, North 87°06'57" East, along the north line of said 36.786 acre tract, common with the south line of said Central Park Boulevard, 20.00 feet to a point for corner;

THENCE, North 02°53'03" West, parallel to the west line of said 36.786 acre tract, 957.11 feet to a point for corner being in the south line of said 36.786, common with the north line of said 5 acre tract;

THENCE, South 87°09'42" West, along said common line, 20.00 feet to the **POINT OF BEGINNING, CONTAINING** 0.4395 acres of land in Galveston County, Texas, as shown on Drawing No. 20516 in the office of Quiddity Engineering in Bellaire, Texas.

Quiddity Engineering, LLC
6330 West Loop South, Suite 150
Bellaire, Texas 77401
(713) 777-5337
*Texas Board of Professional Land Surveying
Registration No. 10046100*


Acting By/Through Steven Jares
Registered Professional Land Surveyor
No. 5317
SJares@quiddity.com



**DICKINSON INDEPENDENT SCHOOL DISTRICT
AGENDA DOCUMENT**

Meeting Date: December 10, 2024

Item Title: 25-26 Academic Calendar

Agenda Item: Dr. Jeff Pack

Background Information:

The proposed 25-26 Academic Calendar is attached. The full DEIC recommended the calendar to the Board of Trustees on November 12, 2024, by a majority vote.

Recommendation:

The Superintendent and Deputy Superintendent for Educational Services recommend approval of the 25-26 Academic Calendar.

Action Item: Yes No

Motion made by _____ **seconded by** _____ **vote** _____

**DICKINSON INDEPENDENT SCHOOL DISTRICT
BOARD AGENDA DOCUMENT**

Meeting Date: December 10, 2024

Item Title: Approval of Agenda Item A

Agenda Item: Dr. Rebecca Brown

Background Information:

Agenda Items:

A. Consent Agenda Items

Recommendation:

The Superintendent recommends approval of Agenda Item A.

Action Item: Yes No

Motion made by _____ **seconded by** _____ **vote** _____

**DICKINSON INDEPENDENT SCHOOL DISTRICT
BOARD AGENDA DOCUMENT**

Meeting Date: December 10, 2024

Item Title: Consent Agenda Items

Agenda Item: Dr. Rebecca Brown, Superintendent

Background Information:

The following items have been approved by review of the Board:

- Budget Amendments/Adjustments for November 7, 14, 21, and December 5, 2024
- Donation to DHS AFJROTC
- Campus Fundraising Request DJHS, MJHS Library
- Donation to DHS FFA-McRee Ford
- Donation to MJHS Band-Ronald and Linda Hanson
- JROTC MOA
- Approval for Proposals Received-Contracted Services 24-10-1174
- Approval for Proposals Received- Solid Waste Disposal 24-10-1175
- Approval for Proposals Received- Crane Service, Equipment Rental, and Repair 24-10-1176
- Approval for Proposals Received- Refrigerated Truck for FNS 24-10-1177

Recommendation:

The Superintendent recommends the Board's ratification of the above consent items.

Action Item: Yes No