

Agenda of Regular Action Meeting/First Integrity Rating System of Texas (FIRST) Public Hearing

The Board of Trustees Dickinson Independent School District

A Regular Action Meeting/First Integrity Rating System of Texas (FIRST) Public Hearing of the Board of Trustees of Dickinson Independent School District will be held Monday, November 4, 2024, beginning at 5:30 PM in the Education Support Center, 2218 FM 517, Dickinson, TX 77539.

The subjects to be discussed or considered or upon which any formal action may be taken are listed below. Items do not have to be taken in the same order as shown on this meeting notice. Unless removed from the consent agenda, items identified within the consent agenda will be acted on at one time.

During the course of this meeting the Board of Trustees may determine that a closed meeting of the Board of Trustees is required, to discuss the items set forth below. Such closed meeting is authorized by the Texas Open Meetings Act, Texas Government Code Section 551.001 et seq. The closed meeting will be held by the School Board at the date, hour and place indicated in this Notice/Agenda or as soon after the commencement of the meeting covered by this Notice/ Agenda as the School Board may conveniently meet in such closed or executive meeting or session concerning any and all purposes permitted by the Act, including, but not limited to, the sections and purposes covered by the following sections of the Texas Government Code: 551.071, 551.072, 551.073, 551.074, 551.076, 551.082, 551.083, 551.084. Should any final action, decision or vote be required with regard to any matter considered in closed session, the final action, decision or vote shall be in the open meeting, or at a subsequent public meeting, with notice.

1. Roll Call, Establish Quorum, Welcome Visitors
2. Closed Executive Session
 - 2.A. Section 551.074 - Resignations, Retirements, New Hires
 - 2.B. Section 551.076 - Security
 - Section 551.089 - Deliberation Regarding Security Devices or Security Audits Access
 - 2.C. Section 551.071 - Consultation with attorney
3. Pledge of Allegiance to the American and Texas Flags
Pledge Leader: Paisley Hernandez, Bay Colony Elementary School
4. Recognitions
 - 4.A. SuperGator Alumni
 - 4.B. Technology Department
 - 4.C. Junior High Region Choir
 - 4.D. Bicentennial Art
5. Public Comment: Agenda Items
6. Open Forum: Non agenda Items

7. Action on Closed Executive Session Items
 - 7.A. Consider Approval of Resignations, Retirements, New Hires
8. Safety Audit Report
9. Annual Delinquent Tax Collection Report
10. Financial Integrity Rating System of Texas (FIRST) Public Hearing
11. Written Reports
 - 11.A. Student Attendance Report for 1st Six Weeks
 - 11.B. Tax Report for September 2024 and Year to Date
 - 11.C. Teachers of Record Certification Report
 - 11.D. Grants Office Report
 - 11.E. Energy Conservation Program Board Report
 - 11.F. FNS Board Report
 - 11.G. Facility Services Board Report
 - 11.H. Technology Department Report
 - 11.I. Transportation Board Report
12. GCAD Board of Directors
13. Pedregal South Annex
14. Action Items
 - 14.A. Consent Agenda Items
 - Budget Amendments/Adjustments for October 10, 17, 24, 31, 2024
 - Donation to DHS PALS-Courtney Trinidad
 - Campus Fundraising Requests-DHS Swim, KJHS
 - MOU Between Gulf Coast Big Brothers & Big Sisters and DISD
 - Donation to BMS-Logical Innovations, Inc.
 - Donation to DHS PALS-Ray Harding
 - Donation to DHS PALS-Valerie Hart
 - Donation to MJHS Drama-Tamantha Ramirez
 - August 5, 2024 Minutes
 - August 8, 2024 Minutes
 - August 26, 2024 Minutes
 - September 9, 2024 Minutes
 - October 7, 2024 Minutes
 - Donation to DHS Baseball-Gator Pride Booster Club
 - Campus Fundraising Request-DHS The Beacon, DHS United for Christ, DHS PALS, DHS Girls Soccer
 - Donation to MJHS Library-Carla Voelkel
 - October 21, 2024 Minutes
 - Approval of Proposals Received-Contracted Services 24-10-1174
15. Level Three Grievance Appeal Hearing
16. Closed Executive Session
 - 16.A. Section 551.071 - Consultation with Attorney; Section 551.074 - Personnel matters
17. Reconvene in Open Meeting

18. Consider and Take Possible Action in Response to Level Three Administrator Grievance Appeal
19. Adjournment

The notice for this meeting was posted in compliance with the Texas Open Meeting Act on Friday, November 1, 2024 at or before 4:30 p.m.

DISD complies with Title II and will make efforts to ensure that board meetings are accessible to qualified individuals with disabilities by furnishing appropriate auxiliary aids and services and making reasonable accommodations. Contact the Asst. Supt. for Administration at (281) 229-6024 should you need accessibility.



Dr. Rebecca Brown
Superintendent of Schools

DICKINSON INDEPENDENT SCHOOL DISTRICT

EXECUTIVE BOARD AGENDA DOCUMENT

Meeting Date: November 4, 2024

Item Title: Executive Session

Agenda Item: President of the Board

The Board President will reconvene the Board to meet in Executive Session. If, during the course of the meeting covered by this Notice, the Board of Trustees should determine that a closed or executive meeting or session of the Board of Trustees is required, then such closed or executive meeting or session as authorized by **the Texas Open Meetings Act**, Texas Government Code **Section 551.001** et seq., will be held by the School Board at the date, hour, and place given in this Notice or as soon after the commencement of the meeting covered by this Notice as the School Board may conveniently meet in such closed or executive meeting or session concerning any and all purposes permitted by the Act, including but not limited to the following section(s) and purpose(s): Texas Government Code **Section 551.071** - Consultation with District's attorney regarding potential claim to be asserted by the District and concerning matters on which the attorney's duty to the District under the Texas Disciplinary Rules of Professional Conduct clearly conflicts with the Texas Open Meetings Laws; **Section 551.074** - for the purpose of considering the appointment, resignations, reassignment, evaluation, duties, discipline or dismissal of a public officer or employee or to hear complaints or charges against public officers or employees; **Section 551.082** school children; school district employees; disciplinary matter or complaint, and **Section 551.0821** for the purpose of considering a matter regarding a public school student where personally identifiable information about the student will necessarily be revealed by the deliberation.

Time To Executive Session: _____

Time Out of Executive Session: _____

DICKINSON INDEPENDENT SCHOOL DISTRICT BOARD AGENDA ITEM

Meeting Date: November 4, 2024

Item Title: SuperGator Alumni

Agenda Item: Tammy Dowdy

Background Information:

Dickinson ISD is started a new recognition this school year at our monthly Board of Trustees meeting to recognize alumni who are going above and beyond to volunteer in the school district and campuses on a regular basis. These alumni are giving back and making a difference in the lives of students and staff by giving of their time in inspire future Dickinson ISD alumni.

For November, we are recognizing an alumnus who is giving back through the Dickinson High School Marching Band and the Dickinson Diamonds.

Jonathan Hughes is a proud Dickinson High School graduate from the Class of 1982 who has a strong connection to the DHS Band Program. A member of the band in high school, Jonathan got reconnected to the band through his children, who are all DHS graduates from the Classes of 2010, 2012, 2015, and 2019. Friday Night Lights was big for the Hughes family with three of his four children participating in the band, and his fourth child on the Dickinson Diamonds Drill Team. In 2008, he was approached by former director Wade McDonald about taking over the announcing duties during football games. He agreed and for the past 16 years he has been the voice of the DHS Gator Marching Band and the Dickinson Diamonds during halftime performances.

Thank you, Jonathan, for giving of your time and your dedication to Dickinson ISD, the Dickinson High School Gator Marching Band, and the Dickinson Diamonds.

“Once a Gator, Always a Gator.”

DICKINSON INDEPENDENT SCHOOL DISTRICT BOARD AGENDA ITEM

Meeting Date: November 4, 2024
Item Title: Technology Department
Agenda Item: Tammy Dowdy

Background Information:

We are proud to present the Dickinson ISD Technology Department, a dedicated team working tirelessly to ensure a seamless learning experience for all students through innovative practices. This year, they have focused on enhancing security measures with the implementation of a Panic Button System with Share911 Notification Integration. Additionally, the department secured funding for additional student devices and are actively addressing connectivity to optimize learning. The department is committed to professional development and has pursued training opportunities for their staff to stay as strong and visionary as possible, while also providing opportunities to staff to learn and grow in their practices. These initiatives will contribute to the district's success. Please join me in recognizing the following team members for their contributions to Dickinson ISD.

- **Caroline Lightfoot**, *Executive Director of Technology*
- **Coy Powers**, *Technology Services Manager*
- **Jennifer Rushing**, *Technology Integration Coordinator*
- **Charles Quilter**, *Network Manager*
- **Jonathan Hysquierdo**, *Infrastructure and Physical Security Manager*
- **Matthew McCarthy**, *Systems Coordinator*
- **Chad Castille**, *Network Specialist*
- **Brandon Peel**, *Network Specialist*
- **Charlotte Jones**, *Phone Specialist*
- **Stacey Sciba**, *Help Desk Specialist*
- **Travis Hazzard**, *Support Specialist for Hughes Road, Dickinson Junior, and McAdams*
- **Brent Alleyn**, *Support Specialist for Lobit Education Village, San Leon, Kranz, DCC, DALC, Esmond, and CAP, Transportation, and Food and Nutrition Services*
- **Rogers Orebeaux**, *Support Specialist for Bay Colony, Calder Road and Silbernagel*
- **Elyssa Kirchner**, *Support Specialist for K. E. Little, Barber, Dunbar, and the ESC*
- **Chancellor Porter**, *Support Specialist for Dickinson High School and Operations*
- **Jonathan Harper**, *Support Specialist for Dickinson High School*
- **Minerva Medina**, *Department Office Coordinator*

**DICKINSON INDEPENDENT SCHOOL DISTRICT
BOARD AGENDA ITEM**

Meeting Date: November 4, 2024

Item Title: Junior High Region Choir

Agenda Item: Tammy Dowdy

Background Information:

Dickinson ISD junior high choir students recently had the chance to audition for Region Choir through the Texas Music Educators Association. Earning a place in the All-Region Choir is the highest honor a junior high choir student can achieve. Dickinson ISD is honored to have 19 students earn this honor and have the opportunity to perform with the Region Choir on November 2.

Honorees include:

McAdams Junior High

Jenna Williams

Dickinson Junior High

Luciana Sparks

Dakota Baker

Aleyah Pride

Savannah Davis

Allie Madrigal-Garcia

Silus Currier

Lester Memoracion

Kranz Junior High

Skylar Gilbert

Aisley Lamb

Emelia Freeman

Abigail Ouedraogo

Amara Asson

Elizabeth Garza

Tristan Gardner

Kyle Rickett

Steven Rangel

Jace Turner

Nicholas Young

The students are led by **Abraham Villarreal** at McAdams Junior High, **Mark Patterson** at Dickinson High School, and **Imani James** at Kranz Junior High.

DICKINSON INDEPENDENT SCHOOL DISTRICT BOARD AGENDA ITEM

Meeting Date: November 4, 2024

Item Title: Dickinson Bicentennial Art Contest

Agenda Item: Tammy Dowdy

Background Information:

Students were invited to show their Dickinson pride recently through the City of Dickinson Bicentennial Juried Art Show. Junior high and high school artists were invited to participate in the show with artwork representing different eras of Dickinson. Students received monetary awards of \$100 for first place, \$75 for second, \$50 for third, and \$25 for honorable mention.

Kranz Junior High had five students earn honors in the junior high category. Honorees included:

Ruby Douglas	First Place
Caiden Wilson	Second Place
Elizabeth Alvarado	Third Place
Adrian Tovar	Honorable Mention
Aedan Alvarado	Honorable Mention

The students are taught by art teachers **Kimi White** and **Laura Pregeant**.

In the high school category, Dickinson High School honorees included:

Audrey Van Hoy	First Place
Jose Angel Vicente Ruiz Calderon	Second Place

The students are taught by **Jennifer Sumrall** and **Sarah Merrill**.

Congratulations also goes to Lobit Middle School art teacher **Laura Doherty** who earned First Place in the Painting Category.

DICKINSON INDEPENDENT SCHOOL DISTRICT BOARD AGENDA DOCUMENT

Item Title: Public Comment: Agenda Items

Agenda Item: Dr. Rebecca Brown

Background Information:

The Board will hear from those in the audience who have completed the document for permission to address the Board this evening regarding agenda items per HB 2840. The Board President or Secretary will ask the individuals to speak in the order in which the completed document was received.

DICKINSON INDEPENDENT SCHOOL DISTRICT BOARD AGENDA DOCUMENT

Item Title: Open Forum

Agenda Item: Dr. Rebecca Brown

Background Information:

The Board will hear from those in the audience who have completed the document for permission to address the Board this evening. The Board President or Secretary will ask the individuals to speak in the order in which the completed document was received. Each will be limited to no more than three minutes. No one may begin addressing the Board thirty minutes from this time.

DICKINSON INDEPENDENT SCHOOL DISTRICT

BOARD AGENDA DOCUMENT

Meeting Date: November 4, 2024

Item Title: Personnel Action

- Employment
- Resignations/Retirement

Agenda Item: Kimberly Rich

- We have four (4) resignations: one (1) Teacher at K E Little Elementary, one (1) Teacher at Lobit Elementary, one (1) Teacher at San Leon Elementary, and one (1) School Psychologist in Special Programs.
- We have four (4) retirements: one (1) Principal at Silbernagel Elementary, one (1) Teacher at McAdams Junior High School, one (1) Director of Maintenance for Facility Services, and one (1) Technology Service Manager for Technology.

Recommendation:

The Superintendent recommends the employment and ratification of the resignations/retirement of the above personnel.

Action Item: Yes _____ No

Motion made by _____ **seconded by** _____ **vote** _____

**DICKINSON INDEPENDENT SCHOOL DISTRICT
BOARD AGENDA DOCUMENT**

Meeting Date: November 4, 2024

Item Title: Districtwide Intruder Detection Audit Report Findings

Agenda Item: Robert Cobb

Background Information:

The top priority of District Name and the State of Texas is keeping students and staff safe every day. The Texas School Safety Center recently conducted an Intruder Detection Audit at one or more of our campuses. The audits test whether a campus is accessible to an unauthorized individual. This audit, conducted as part of Governor Abbott’s school safety directives for all school systems following the tragedy in Uvalde, seeks to help districts identify how campuses can improve safety for students, such as ensuring exterior doors are locked. The audit provides us with an opportunity to create a safer learning environment for our students and staff.

We are working closely with our district's School Safety & Security Committee to ensure that we are training all our staff and securing our doors for the protection of everyone at our campuses. The support from the state in conducting the Intruder Detection Audits is just one of the many actions we are taking to ensure our schools are safe. We know that this work does not end, and we appreciate the Board’s support.

We acknowledge that parents and community members are likely very interested in the details of the audit results; however, it is in the best interest of the students that we do not share this information to the broader public as it could lead to compromising important campus security information. Specific details of the Intruder Detection Audit will be discussed in the executive session and with the Safety and Security Committee. Dickinson ISD is committed to providing a safe and secure learning environment for our students and staff.

Recommendation:

Information only

Action Item: _____ Yes _____ No

DICKINSON INDEPENDENT SCHOOL DISTRICT
BOARD AGENDA DOCUMENT

Meeting Date: November 4, 2024

Item Title: Annual Delinquent Tax Collection Report

Agenda Item: Ryan Boone

Background Information:

Mike Darlow, DISD delinquent tax attorney has prepared the Dickinson ISD Annual Delinquent Tax Collection Report under separate cover. Yolanda Humphrey, Perdue, Brandon, Fielder, Collins & Mott L.L.P., will give a brief report to the Board concerning the status of delinquent tax collections.

Recommendation:

Information only

Action Item: _____ Yes X No

October 25, 2024

Mr. Ryan Boone
Dickinson ISD
P.O. Drawer Z
Dickinson, Texas 77539

Re: **Delinquent Tax Collection Report**

Dear Ryan:

As we discussed, I have enclosed graphs and charts that provide a snapshot of the work we have accomplished.

The three pie charts reflect the following:

1. The accounts by status chart shows a breakdown of where we are in the collection process.
 - a. In Litigation - these accounts are in the litigation process. They include recently filed cases, cases in progress and those under judgment.
 - b. Action Pending- these accounts are ones we are collecting through telephone calls to owners and lienholders, mailing letters and processing for new lawsuits. The larger portion of the money due in this category involves 2023 taxes which were turned over to us in July 2024. We make every attempt to work with the taxpayer to get the taxes paid. If we are unable to collect the account, we order title research on the real estate accounts and contact the lienholder. If that does not produce payment, we will then file suit.
 - c. In Deferral - these accounts are made up of over 65 homestead deferrals and disability homestead deferrals. As you know, we cannot force someone who has a deferral to pay their taxes. While many over 65 and disabled owners still do, those who cannot afford, or choose not to pay can qualify for a deferral. Once the property is sold or the owner dies, we can proceed to collect the taxes.
 - d. In Uncollectible - these are accounts which are uncollectible because the business owner is gone or the four (4) year statute of limitations for collection of personal property has passed. Once the personal property account has been on the tax roll for ten (10) years, it is removed from the roll according to Texas law.
 - e. In Bankruptcy- these accounts are being collected through the bankruptcy process. We file proof of claims on behalf of the district in all cases you are owed money. We then monitor the cases to insure payment of our taxes. In some instances, we are unable to collect the tax due because the debtor has no assets available to pay creditors. The majority of cases involve real property and we do get paid overtime.

- f. In Bad Address - these are accounts we are researching. As we get correct addresses, we forward them to the tax office for updating on your tax roll.
- g. Other Combined- these accounts include, but are not limited to:
- accounts with active payment agreement that we continue to monitor
 - real property that has been struck off to the school district at a tax sale and is available for resale
 - business personal property that is uncollectible because the business owner is gone or the four (4) year statute of limitations for collection of personal property has passed
 - late assessments and rollback accounts that do not get turned over to us to collect until February 2025
2. The outstanding taxes by year chart shows the amount and percentage of taxes due by year. The newer the year, the easier to collect. Much of the amount shown due for 2016 and prior years involve accounts in bankruptcy, uncollectible or owned by the district from tax foreclosure sales.
3. The outstanding taxes by dollar range chart shows the amount and percentage of taxes due by dollar range. The accounts in the \$10,000 and up range are mainly accounts involved in bankruptcy or appraisal district disputes. We are monitoring accounts. If the taxes remain due when the appraisal district or bankruptcy proceeding concludes, we will proceed with collection through telephone calls to owners and lienholders, mailing letters, and initiation of suits and seizure of foreclosure of property.

The graphs show a historical progression of collections for the 2018 through 2023 tax years. We have provided the beginning base tax figure for each tax year and shown what we collected for each full year. We only use base tax numbers because of possible fluctuations in penalty and interest. Thus, the total amounts actually collected for each year is higher than shown on the graphs. Also, we use a July through June time frame because it relates to when a tax year is turned over to us for collection. As the numbers indicate, we are collecting a high percentage of your taxes as they are turned over each year and as time progresses.

Respectfully,



Yolanda M. Humphrey

WHEN EXPERIENCE, REPUTATION AND PERFORMANCE MATTER



COLLECTION REPORT TO DICKINSON ISD

Submitted by: Yolanda Humphrey and Damion Millington

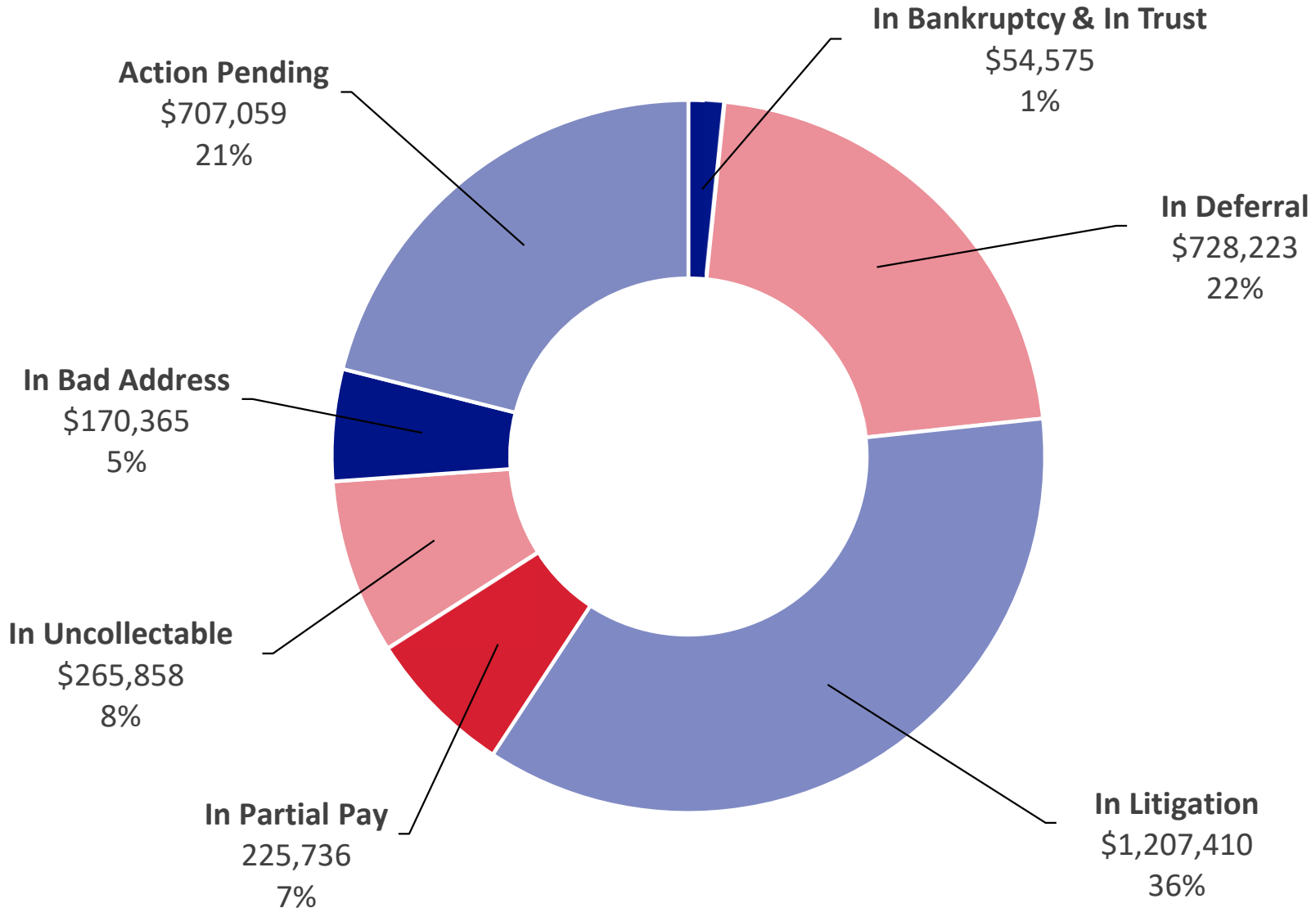
November 2024

www.pbfc.com



ACCOUNT BREAKDOWN CHART FOR DICKINSON ISD

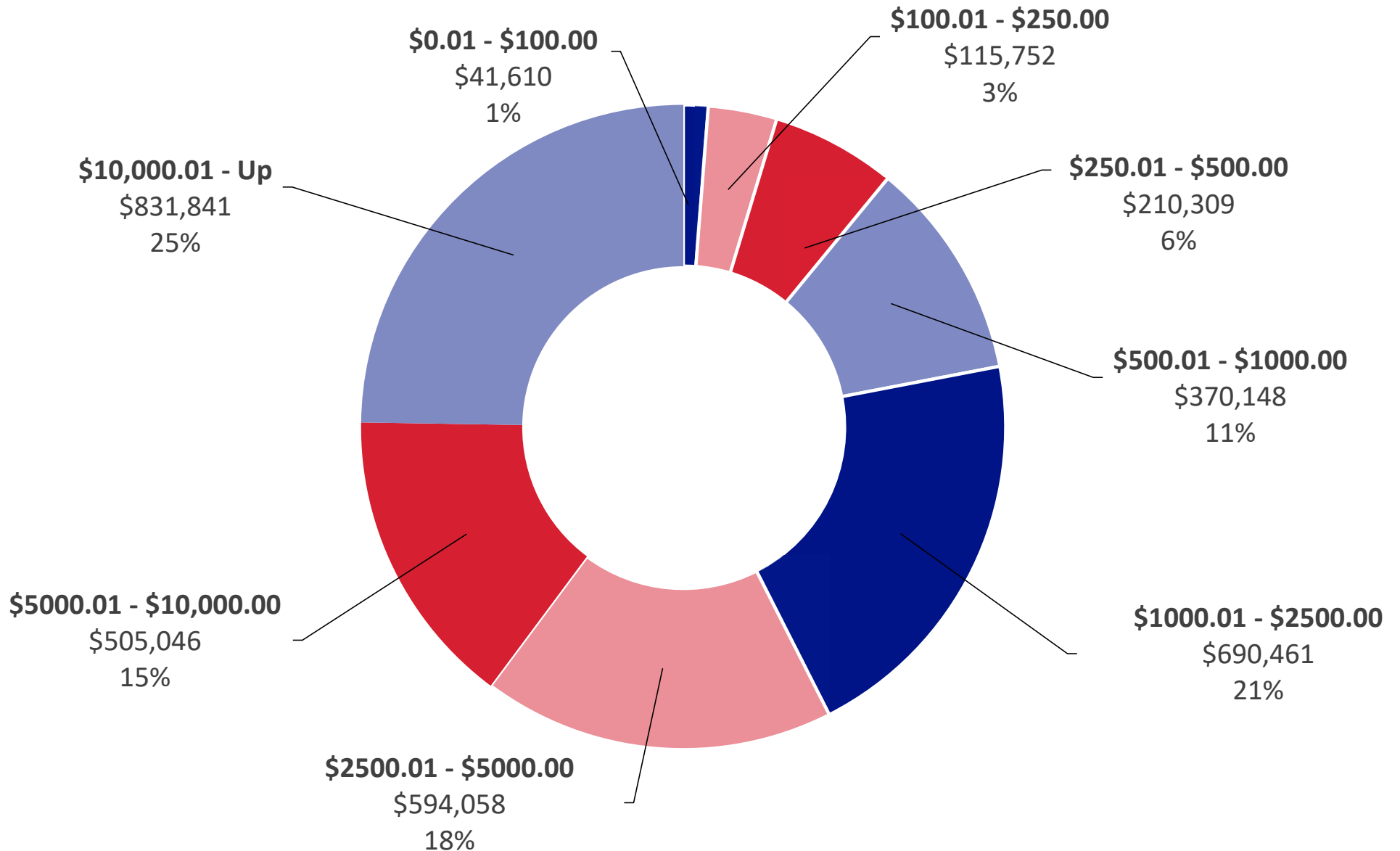
As of 10/24/2024 - Total Base Tax: \$3,359,225





DOLLAR RANGE CHART FOR DICKINSON ISD

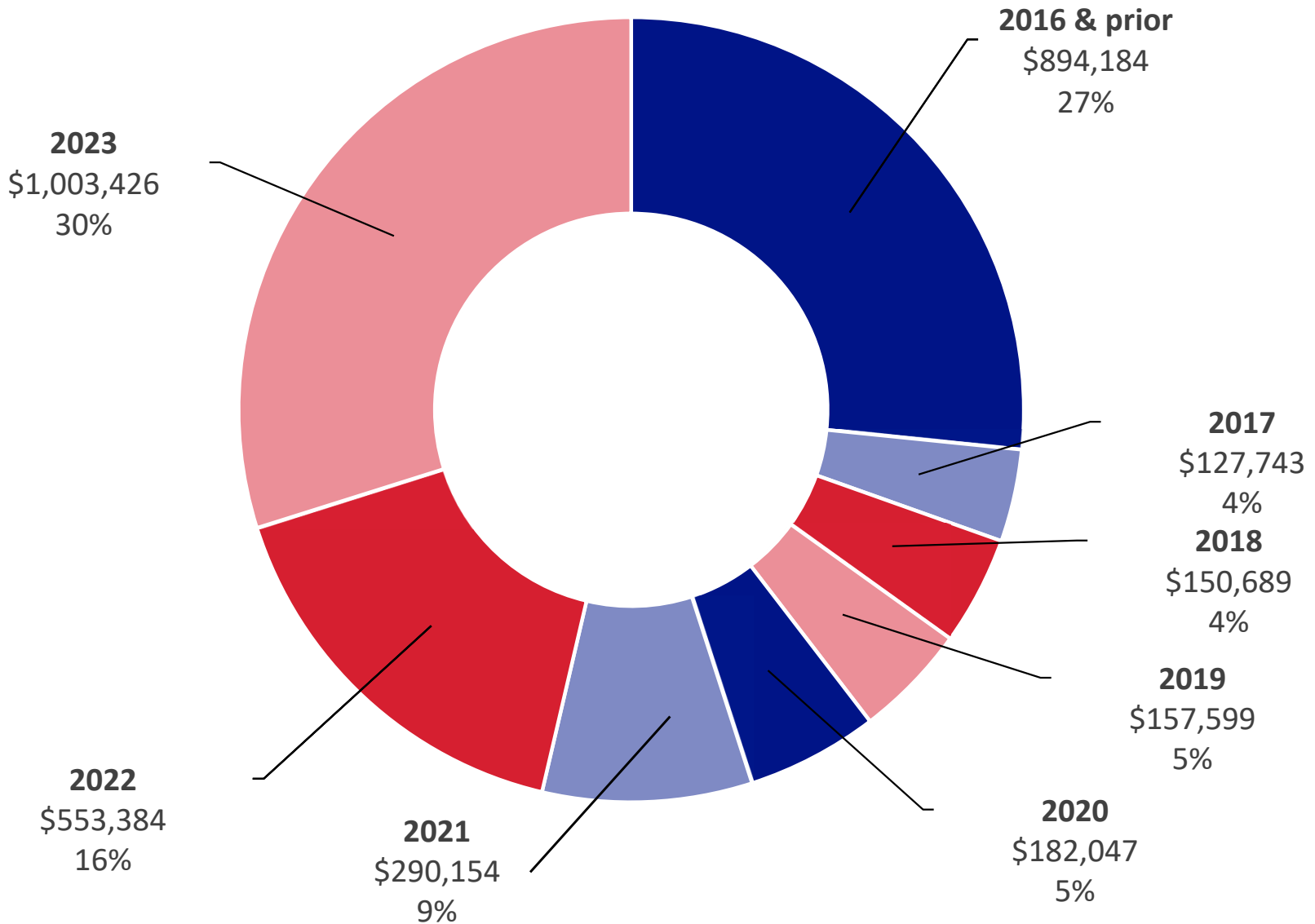
As of 10/24/2024 - Total Base Tax: \$3,359,225





TAX YEAR CHART FOR DICKINSON ISD

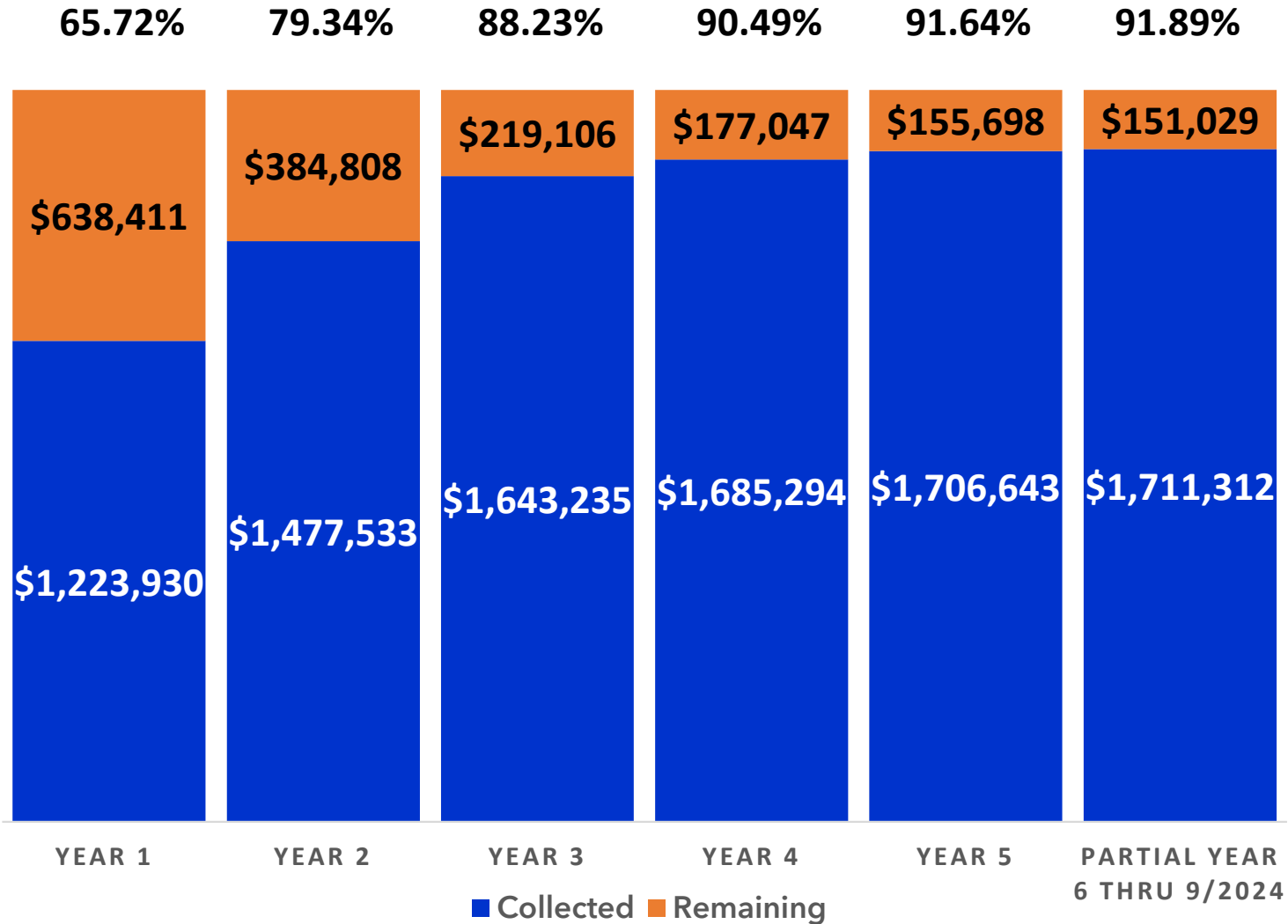
As of 10/24/2024 - Total Base Tax: \$3,359,225





2018 PERCENTAGE OF COLLECTION FOR DICKINSON ISD

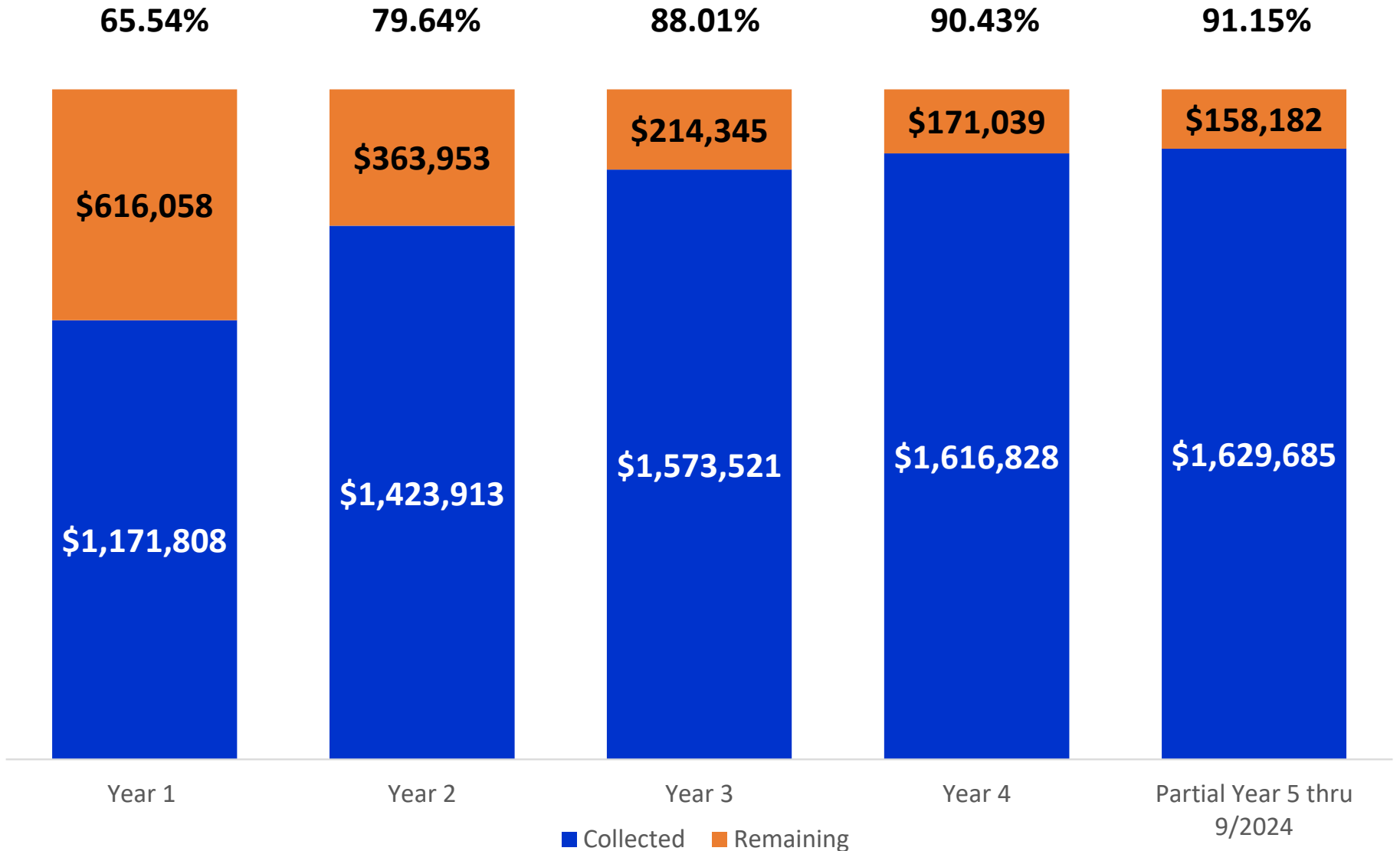
As of 07/01 – 6/30 for each year - Initial Outstanding Base Tax \$1,862,341





2019 PERCENTAGE OF COLLECTION FOR DICKINSON ISD

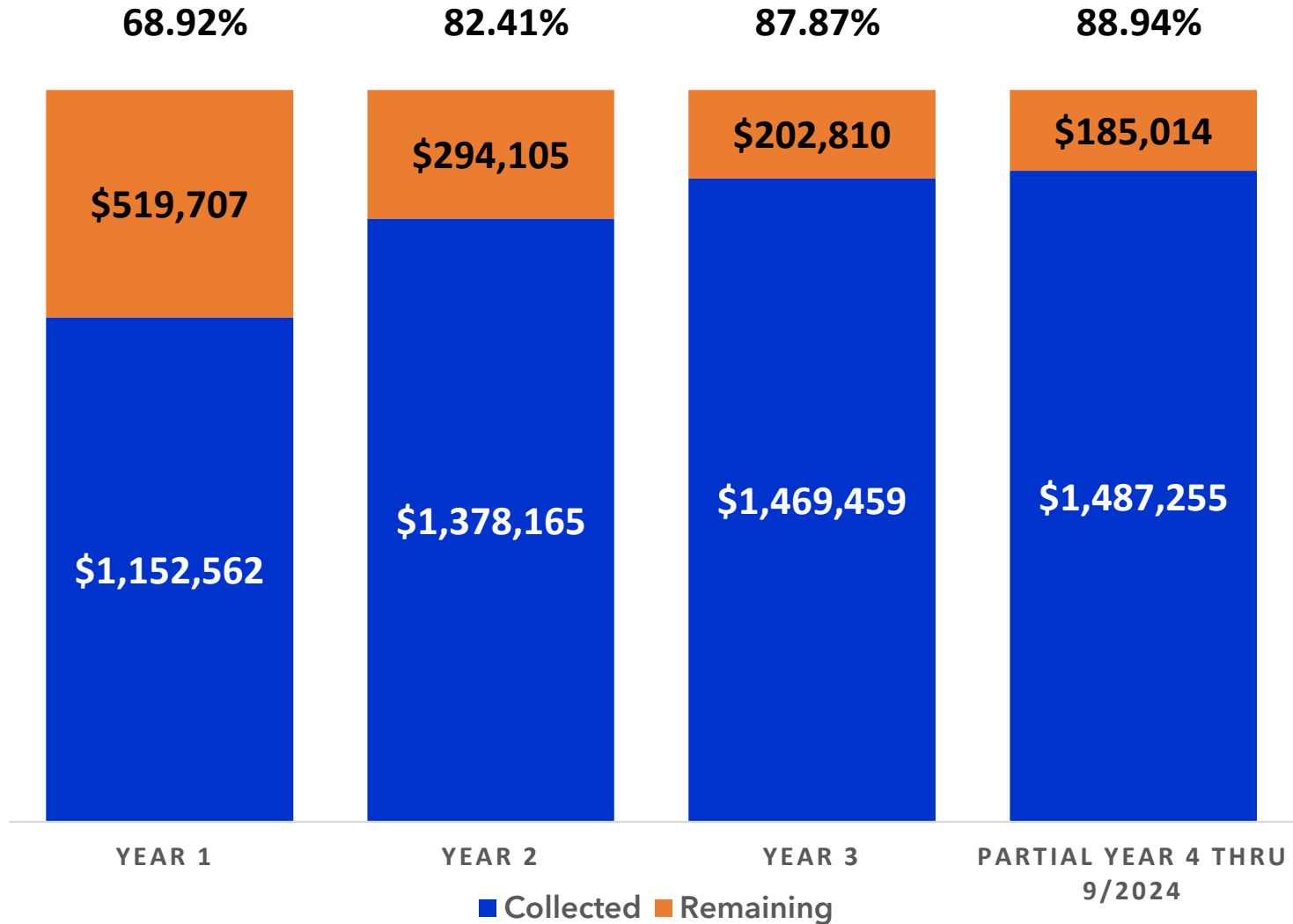
As of 07/01 – 6/30 for each year - Initial Outstanding Base Tax \$1,787,866





2020 PERCENTAGE OF COLLECTION FOR DICKINSON ISD

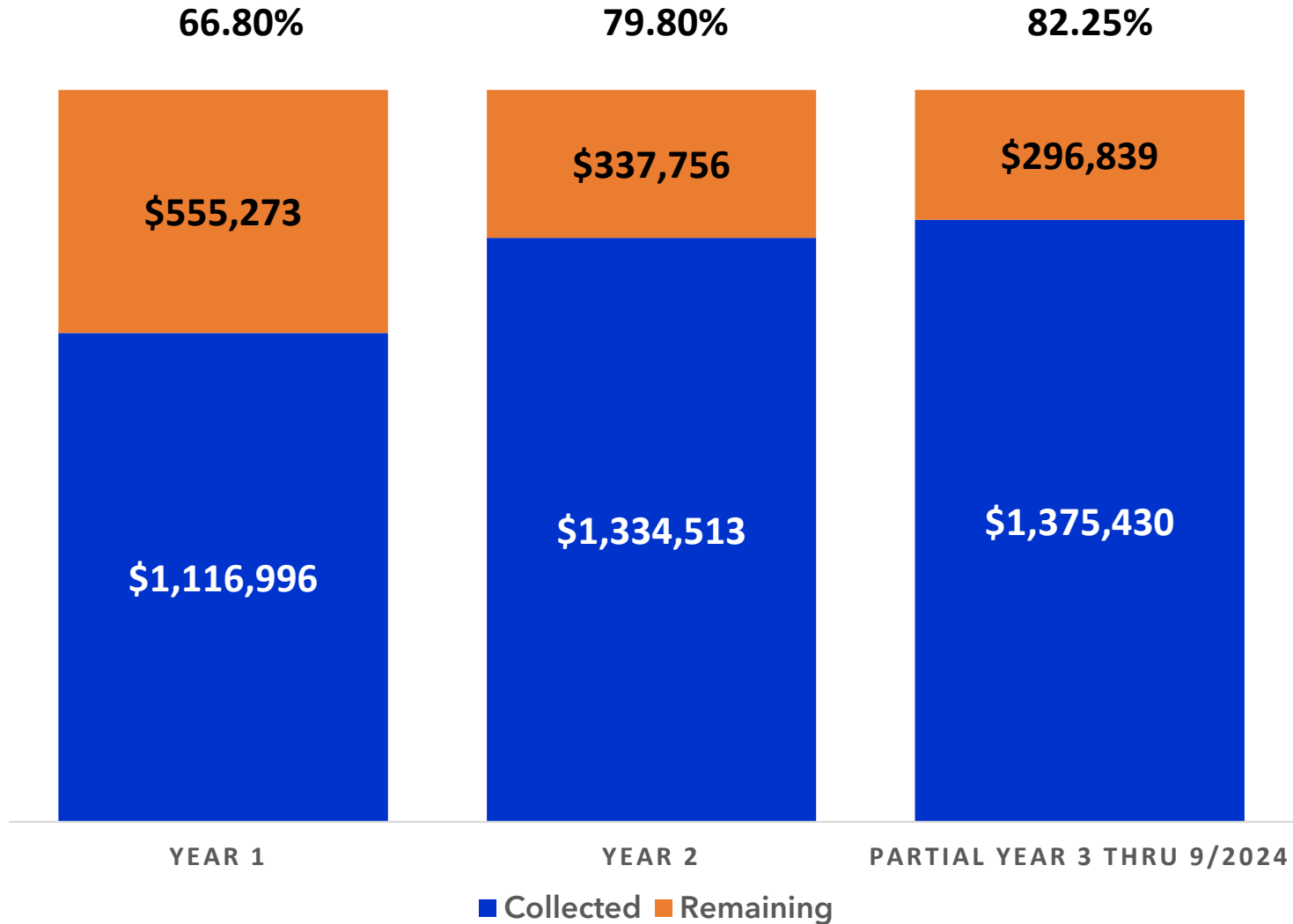
As of 07/01 – 6/30 for each year - Initial Outstanding Base Tax \$1,672,269





2021 PERCENTAGE OF COLLECTION FOR DICKINSON ISD

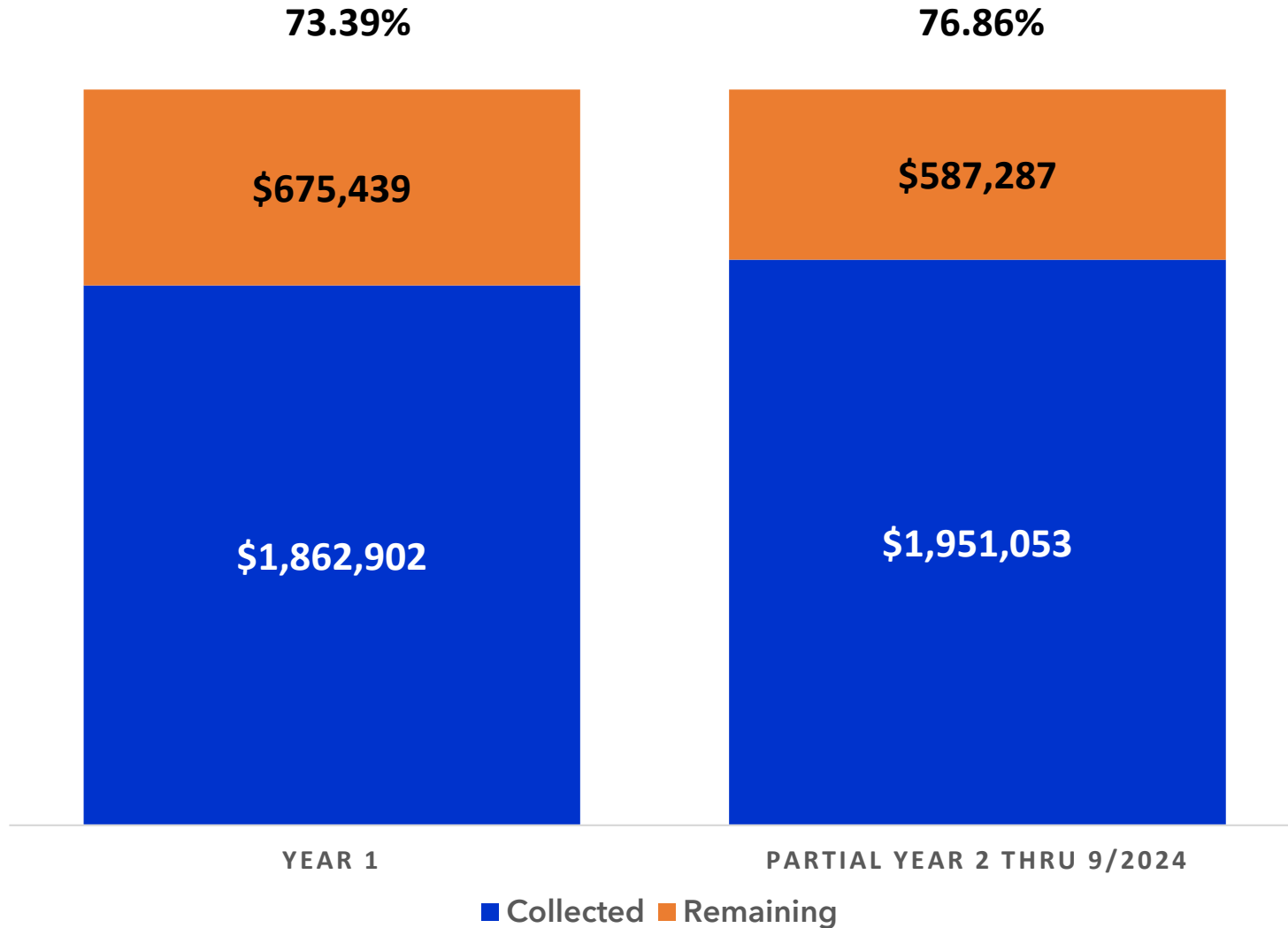
As of 07/01 – 6/30 for each year - Initial Outstanding Base Tax \$1,672,269





2022 PERCENTAGE OF COLLECTION FOR DICKINSON ISD

As of 07/01 – 6/30 for each year - Initial Outstanding Base Tax \$2,538,341

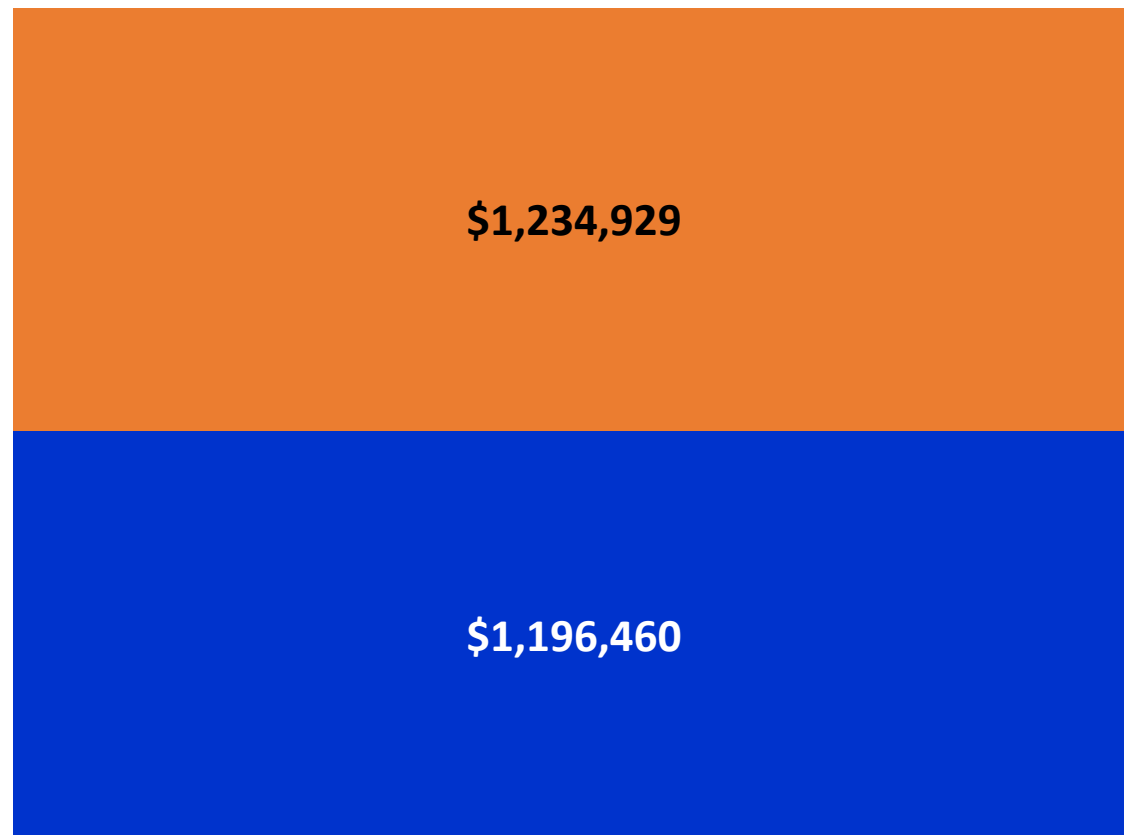




2023 PERCENTAGE OF COLLECTION FOR DICKINSON ISD

As of 07/01 – 6/30 for each year - Initial Outstanding Base Tax \$2,431,389

49.21%



PARTIAL YEAR 1 THRU 9/2024

■ Collected ■ Remaining

**DICKINSON INDEPENDENT SCHOOL DISTRICT
BOARD AGENDA DOCUMENT**

Meeting Date: November 4, 2024

Item Title: Public Hearing Regarding Financial Integrity Rating System of Texas (FIRST)

Agenda Item: Ryan Boone/Kelly Logsdon/Leslie Hudson

Background Information:

In a public hearing format, administration will present the District's Financial Integrity Rating System of Texas (FIRST) report as issued by the Texas Education Agency.

Recommendation:

Information only.

Action Item: _____ Yes No

SCHOOLS FIRST REPORT 2023-2024

CONFIDENT LEARNERS
TODAY

CHANGE MAKERS
TOMORROW

GATORS
FOREVER



FINANCIAL MANAGEMENT PERFORMANCE REPORT

TABLE OF CONTENTS

Description

Introduction.....	3
F.I.R.S.T. District Status Details & Scores/Indicator Test	4
Management Report.....	11

- Reimbursements received by the Superintendent and Board Members
- Outside compensation and/or fees received by the Superintendent for professional consulting and/or other personal services
- Gifts received by Executive Officers and Board Members (and first-degree relatives, if any)
- Business transactions between School District and Board Members
- Summary schedule of the data submitted to the Texas Education Agency for the financial solvency provisions of the Texas Education Code 39.0822



Introduction

The 77th Legislature (2001) enacted SB 218, which requires the implementation of a financial accountability rating system. The financial accountability rating system will be officially referred to as “Schools FIRST” (Financial Integrity Rating System of Texas). The state’s school financial accountability rating system ensures that Texas public schools are held accountable for the quality of their financial management practices and that they improve those practices. The system is designed to encourage Texas public schools to better manage their financial resources to provide the maximum allocation possible for direct instructional purposes. After full implementation of the rating system, the districts’ ratings will be openly reported to the general public and to other interested persons and entities.

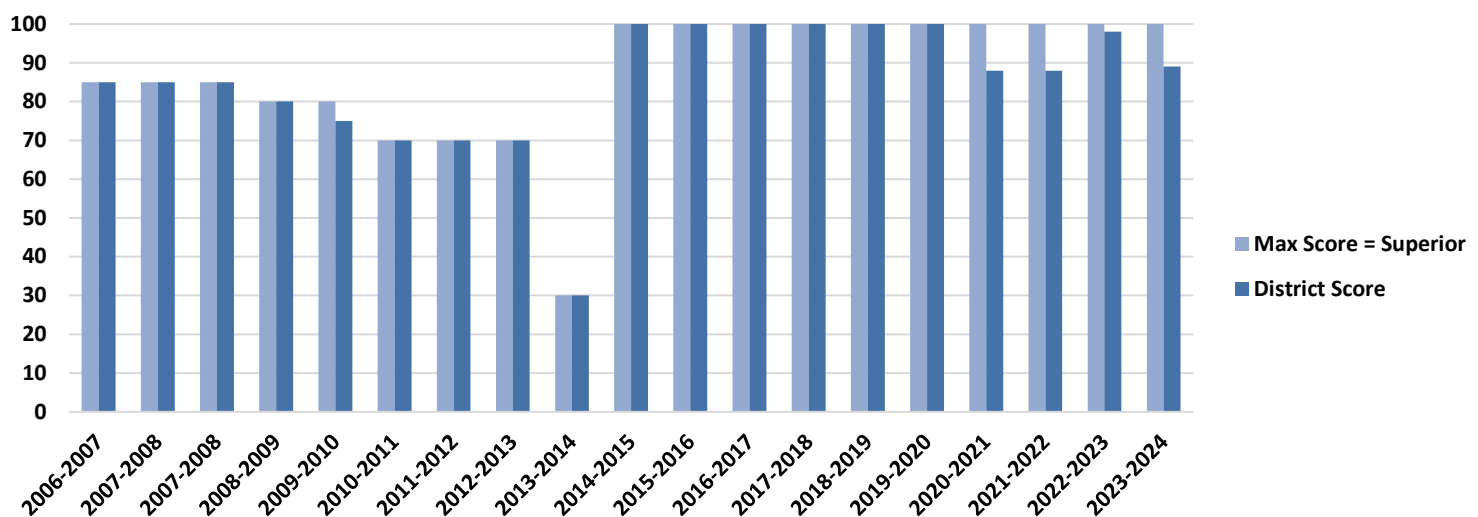
School Districts are required to prepare an annual financial management report within two months of issuing the final Schools FIRST ratings. School Districts are rated on various performance “indicators” relating to financial management. These indicator ratings inform the District of how well they are doing financially, and where the District should focus efforts for improvement. In addition to the rating of each indicator, Districts receive an overall status “superior, above standard, meets standard or substandard achievement” rating. These ratings are based on an analysis of staff and student data reported for the school year and budgetary and actual financial data for the same school fiscal year. The information that determines the Schools FIRST rating is submitted to the Texas Education Agency (TEA) via the Public Education Information Management System (PEIMS) and the Annual Financial Report (AFR).

The Schools FIRST accountability rating system has four different ratings. A financial accountability rating of “Superior” is scoring 90-100, with a perfect score equaling 100. The “Above Standard” rating is a score of 80-89, and “Meets Standard” rating is a score of 70-79. A financial accountability rating of “Substandard Achievement” is scoring less than 70. Any District answering “No” to the critical indicators 1, 2, 3, or 4 also qualifies for a financial accountability rating of “Substandard Achievement” regardless of points earned. Districts receiving the “Substandard Achievement” ratings must file a corrective action plan with the Texas Education Agency.

For several years, Dickinson ISD has received the highest financial accountability rating of Superior Achievement under the Schools FIRST. This year the District received a passing score of 89 with an **Above Standard Achievement** rating, the second highest financial accountability rating.

Dickinson ISD’s status detail is included in the report.

FIRST Rating Scores for Dickinson ISD





Financial Integrity Rating System of Texas

2023-2024 RATINGS BASED ON SCHOOL YEAR 2022-2023 DATA - DISTRICT STATUS DETAIL

Name: DICKINSON ISD(084901)	Publication Level 1: 8/8/2024 6:33:40 PM
Status: Passed	Publication Level 2: 8/8/2024 6:33:40 PM
Rating: B = Above Standard Achievement	Last Updated: 8/20/2024 1:41:25 PM
District Score: 89	Passing Score: 70

#	Indicator Description	Updated	Score
1	<u>Was the complete annual financial report (AFR) and data submitted to the TEA within 30 days of the November 27 or January 28 deadline depending on the school district's fiscal year end date of June 30 or August 31, respectively?</u>	4/19/2024 6:26:05 PM	Yes
2	<u>Was there an unmodified opinion in the AFR on the financial statements as a whole? (The American Institute of Certified Public Accountants (AICPA) defines unmodified opinion. The external independent auditor determines if there was an unmodified opinion.)</u>	4/19/2024 6:26:05 PM	Yes
3	<u>Was the school district in compliance with the payment terms of all debt agreements at fiscal year end? (If the school district was in default in a prior fiscal year, an exemption applies in following years if the school district is current on its forbearance or payment plan with the lender and the payments are made on schedule for the fiscal year being rated. Also exempted are technical defaults that are not related to monetary defaults. A technical default is a failure to uphold the terms of a debt covenant, contract, or master promissory note even though payments to the lender, trust, or sinking fund are current. A debt agreement is a legal agreement between a debtor (= person, company, etc. that owes money) and their creditors, which includes a plan for paying back the debt.)</u>	4/19/2024 6:26:05 PM	Yes
4	<u>Did the school district make timely payments to the Teachers Retirement System (TRS), Texas Workforce Commission (TWC), Internal Revenue Service (IRS), and other government agencies? (If the school district received a warrant hold and the warrant hold was not cleared within 30 days from the date the warrant hold was issued, the school district is considered to not have made timely payments and will fail critical indicator 4. If the school district was issued a warrant hold, the maximum points and highest rating that the school district may receive is 95 points, A = Superior Achievement, even if the issue surrounding the initial warrant hold was resolved and cleared within 30 days.)</u>	4/19/2024 6:26:05 PM	Yes Ceiling Passed
			1 Multiplier Sum
5	<u>Was the total net position in the governmental activities column in the Statement of Net Position (net of accretion of interest for capital appreciation bonds, net pension liability, and other post-employment benefits) greater than zero? (If it is not, the maximum points and highest rating that the school district may receive is 79 points, C = Meets Standard Achievement, unless the school district has an increase of students in membership over 5 years of 7 percent or more or 1,000 or more students in membership. If the school district has an increase of students in membership over 5 years of 7 percent or more or 1,000 or more students in membership, the maximum points and highest rating that the school district may receive is 89 points, B = Above Standard Achievement.)</u>	4/19/2024 6:26:05 PM	Ceiling Failed
6	<u>Was the average change in (assigned and unassigned) fund balances over 3 years less than a 25 percent decrease or did the current year's assigned and unassigned fund balances exceed 75 days of operational</u>	4/19/2024 6:26:05 PM	Ceiling Passed

	<u>expenditures? (If the school district fails indicator 6, the maximum points and highest rating that the school district may receive is 89 points, B = Above Standard Achievement.)</u>		
7	<u>Was the number of days of cash on hand and current investments in the general fund for the school district sufficient to cover operating expenditures (excluding facilities acquisition and construction)? See ranges below in the Determination of Points section.</u>	4/19/2024 6:26:05 PM	8
8	<u>Was the measure of current assets to current liabilities ratio for the school district sufficient to cover short-term debt? See ranges below in the Determination of Points section.</u>	4/19/2024 6:26:05 PM	10
9	<u>Did the school district's general fund revenues equal or exceed expenditures (excluding facilities acquisition and construction)? If not, was the school district's number of days of cash on hand greater than or equal to 60 days? See ranges below in the Determination of Points section.</u>	4/19/2024 6:26:05 PM	10
10	This indicator is not being evaluated.		10
11	<u>Was the ratio of long-term liabilities to total assets for the school district sufficient to support long-term solvency? (If the school district's increase of students in membership over 5 years was 7 percent or more or 1,000 or more students in membership, then the school district passes this indicator.)</u>	4/19/2024 6:26:05 PM	10
12	<u>What is the correlation between future debt requirements and the district's assessed property value?</u>	8/20/2024 1:41:25 PM	6
13	<u>Was the school district's administrative cost ratio equal to or less than the threshold ratio? See ranges below in the Determination of Points section.</u>	8/20/2024 1:41:25 PM	10
14	<u>Did the school district not have a 15 percent decline in the students to staff ratio over 3 years (total enrollment to total staff)? If the student enrollment did not decrease, the school district will automatically pass this indicator.</u>	4/19/2024 6:26:05 PM	10
15	This indicator is not being evaluated.		5
16	<u>Did the comparison of Public Education Information Management System (PEIMS) data to like information in the school district's AFR result in a total variance of less than 3 percent of all expenditures by function? (If the school district fails indicator 16, the maximum points and highest rating that the school district may receive is 89 points, B = Above Standard Achievement.)</u>	4/19/2024 6:26:05 PM	Ceiling Passed
17	<u>Did the external independent auditor report that the AFR was free of any instance(s) of material weaknesses in internal controls over financial reporting and compliance for local, state, or federal funds and free from substantial doubt about the school district's ability to continue as a going concern? (The AICPA defines material weakness.) (If the school district fails indicator 17, the maximum points and highest rating that the school district may receive is 79 points, C = Meets Standard Achievement.)</u>	4/19/2024 6:26:05 PM	Ceiling Passed
18	<u>Did the external independent auditor indicate the AFR was free of any instance(s) of material noncompliance for grants, contracts, and laws related to local, state, or federal funds? (The AICPA defines material noncompliance.)</u>	4/19/2024 6:26:05 PM	10
19	<u>Did the school district post the required financial information on its website in accordance with Government Code, Local Government Code, Texas Education Code, Texas Administrative Code and other statutes, laws and rules that were in effect at the school district's fiscal year end?</u>	4/19/2024 6:26:05 PM	5
20	<u>Did the school district's administration and school board members discuss any changes and/or impact to local, state, and federal funding at a board meeting within 120 days before the district adopted its budget?</u>	4/19/2024 6:26:05 PM	Ceiling Passed
21	<u>Did the school district receive an adjusted repayment schedule for more than one fiscal year for an over-allocation of Foundation School Program (FSP) funds because of a financial hardship?</u>	4/19/2024 6:26:05 PM	Ceiling Passed
			94 Weighted Sum

		1 Multiplier Sum
		(89 Ceiling)
		89 Score

DETERMINATION OF RATING

A.	Did the school district fail any of the critical indicators 1, 2, 3, or 4? If so, the school district's rating is F for Substandard Achievement regardless of points earned.	
B.	Determine the rating by the applicable number of points.	
	A = Superior Achievement	90-100
	B = Above Standard Achievement	80-89
	C = Meets Standard Achievement	70-79
	F = Substandard Achievement	<70
<p>No Rating = A school district receiving territory that annexes with a school district ordered by the commissioner under TEC 13.054, or consolidation under Subchapter H, Chapter 41. No rating will be issued for the school district receiving territory until the third year after the annexation/consolidation.</p> <p>The school district receives an F if it scores below the minimum passing score, if it failed any critical indicator 1, 2, 3, or 4, if the AFR or the data were not both complete, or if either the AFR or the data were not submitted on time for FIRST analysis.</p>		

CEILING INDICATORS

Did the school district meet the criteria for any of the following ceiling indicators 4, 6, 16, 17, 20, or 21? If so, the school district's applicable maximum points and rating are disclosed below. Please note, an F = Substandard Achievement Rating supersedes any rating earned as the result of the school district meeting the criteria of a ceiling indicator.		
Determination of rating based on meeting ceiling criteria.	Maximum Points	Maximum Rating
Indicator 4 (Timely Payments) - School district was issued a warrant hold.	95	A = Superior Achievement
Indicator 6 (Average Change in Fund Balance) - Response to indicator is <i>No</i> .	89	B = Above Standard Achievement
Indicator 16 (PEIMS to AFR) - Response to indicator is <i>No</i> .	89	B = Above Standard Achievement
Indicator 17 (Material Weaknesses) - Response to indicator is <i>No</i> .	79	C = Meets Standard Achievement
Indicator 20 (Property Values and Tax Discussion) - Response to indicator is <i>No</i> .	89	B = Above Standard Achievement
Indicator 21 (FSP Repayment Plan) - Response to indicator is <i>Yes</i> .	70	C = Meets Standard Achievement

Home Page: [Financial Compliance | Texas Education Agency](#) | Send comments or suggestions to FinancialAccountability@tea.texas.gov

THE **TEXAS EDUCATION AGENCY**
1701 NORTH CONGRESS AVENUE · AUSTIN, TEXAS, 78701 · (512) 463-9734

FIRST 5.15.6.0

RESULT DETERMINATION REFERENCE

1. This indicator will be considered PASSED if the following CONDITION is TRUE:

The sum of Total Net Position, Net Pension Liability, and Net Other Post-Employment Benefits in the governmental activities column in the Statement of Net Position and Accretion of Interest for Capital Appreciation Bonds is greater than zero.

2. If the CONDITION above is not TRUE and:

a. The school district did not have an increase of students in membership over 5 years of 7% or more or 1,000 or more students, the maximum points and highest rating that the school district may receive is 79 points, C = Meets Standard Achievement.

b. The school district had an increase of students in membership over 5 years of 7% or more or 1,000 or more students, the maximum points and highest rating that the school district may receive is 89 points, B = Above Standard Achievement.

Home Page: [Financial Compliance | Texas Education Agency](#) | Send comments or suggestions to FinancialAccountability@tea.texas.gov

THE [TEXAS EDUCATION AGENCY](#)
1701 NORTH CONGRESS AVENUE · AUSTIN, TEXAS, 78701 · (512) 463-9734

FIRST 5.15.6.0



Financial Integrity Rating System of Texas

2023-2024 RATINGS BASED ON 2022-2023 SCHOOL YEAR DATA INDICATOR TEST 5

Name: **DICKINSON ISD (084901)**

Indicator: Was the total net position in the governmental activities column in the Statement of Net Position (net of accretion of interest for capital appreciation bonds, net pension liability, and other post-employment benefits) greater than zero? (If it is not, the maximum points and highest rating that the school district may receive is 79 points, C = Meets Standard Achievement, unless the school district has an increase of students in membership over 5 years of 7 percent or more or 1,000 or more students in membership. If the school district has an increase of students in membership over 5 years of 7 percent or more or 1,000 or more students in membership, the maximum points and highest rating that the school district may receive is 89 points, B = Above Standard Achievement.)

Ceiling: Ceiling criteria met. The maximum points and highest rating that your school district may receive is 89 points, B = Above Standard Achievement.

Last Updated: 4/19/2024 6:26:05 PM

FORMULA

Field	Value	Percent Variance
(
(
Total Net Position	-70,150,007	
+ Accretion of Interest for Capital Appreciation Bonds	2,107,102	
+ Net Pension Liability	44,303,387	
+ Net Other Post-Employment Benefits	22,757,481	
)		
> 0		
)		
And		
(
No matter what below conditions are	true	
Or		
(
(
2022-2023 Total Membership	12,334	
- 2018-2019 Total Membership	11,129	
)		
/ 2018-2019 Total Membership	11,129	
>= Threshold for Five-Year Percent Increase in Students	0.07	
)		
Or		
(
Change in Students	1,205	10.83
>= Threshold for Five-Year Numerical Increase in Students	1,000	
)		
)		

Mathematical Breakdown: $-982,037 > 0$ And (true Or $0.1083 \geq 0.07$ Or $1,205 \geq 1,000$)



Financial Integrity Rating System of Texas

2023-2024 RATINGS BASED ON 2022-2023 SCHOOL YEAR DATA INDICATOR TEST 7

Name:	DICKINSON ISD (084901)
Indicator:	Was the number of days of cash on hand and current investments in the general fund for the school district sufficient to cover operating expenditures (excluding facilities acquisition and construction)? See ranges below in the Determination of Points section.
Result/Points	8
Last Updated:	4/19/2024 6:26:05 PM

FORMULA

Field	Value
(
(
Cash and Equivalents	14,524,179
+ Current Investments	15,533,737
)	
/	
(
Total Expenditures	131,598,843
- Facilities Acquisition and Construction	987,508
)	
)	
* 365	
Mathematical Breakdown: 83.9984	

RESULT DETERMINATION REFERENCE

DETERMINATION OF POINTS					
10	8	6	4	2	0
>=90	<90 >=75	<75 >=60	<60 >=45	<45 >=30	<30

Home Page: [Financial Compliance](#) | [Texas Education Agency](#) | Send comments or suggestions to FinancialAccountability@tea.texas.gov

THE [TEXAS EDUCATION AGENCY](#)
1701 NORTH CONGRESS AVENUE · AUSTIN, TEXAS, 78701 · (512) 463-9734



Financial Integrity Rating System of Texas

2023-2024 RATINGS BASED ON 2022-2023 SCHOOL YEAR DATA INDICATOR TEST 12

Name:	DICKINSON ISD (084901)
Indicator:	What is the correlation between future debt requirements and the district's assessed property value?
Result/Points	6
Last Updated:	8/20/2024 1:41:25 PM

FORMULA

Field	Value
(
Total Local and Intermediate Sources	28,988,431
/ Total Revenue	30,157,162
)	
* Long Term Liabilities	486,455,681
* 100	
/ Assessed Property Value	6,587,115,822
Mathematical Breakdown: 7.0988	

RESULT DETERMINATION REFERENCE

DETERMINATION OF POINTS					
10	8	6	4	2	0
<= 4	> 4 <= 7	> 7 <= 10	> 10 <= 11.5	> 11.5 <= 13.5	> 13.5

Home Page: [Financial Compliance | Texas Education Agency](#) | Send comments or suggestions to FinancialAccountability@tea.texas.gov

THE **TEXAS EDUCATION AGENCY**
1701 NORTH CONGRESS AVENUE · AUSTIN, TEXAS, 78701 · (512) 463-9734

FIRST 5.15.6.0

SCHOOL FIRST ANNUAL MANAGEMENT REPORT 2022/2023 FISCAL YEAR

Title 19 Texas Administrative Code Chapter 109, Budgeting, Accounting and Auditing Subchapter AA, Commissioner’s Rules Concerning Financial Accountability Rating System, 109.1001(o). Effective 8/6/2015

1. SUPERINTENDENT’S CURRENT EMPLOYMENT CONTRACT

A copy of the superintendent’s current employment contract at the time of the Schools FIRST hearing is to be provided. In lieu of publication in the Schools FIRST financial management report, the school district may choose to publish the superintendent’s employment contract on the school district’s internet site. If published on the internet, the contract is to remain accessible for twelve months.
Attached

2. REIMBURSEMENTS RECEIVED BY THE SUPERINTENDENT AND BOARD MEMBERS (detail attached)

For the Twelve-Month Period Ended August 31, 2023

Description of Reimbursement	Superintendent Carla Voelkel	President David Swartz	Vice-President Corey Magliolo	Secretary Veanna Veasey	Member Jeff Pittman	Member Jessica Rodriguez	Member Fritzie Samford	Member Mike Mackey	Member Mary Anthamatten	Total
Meals	\$32.00	\$0.00	\$0.00	\$0.00	\$0.00	\$0.00	\$0.00	\$0.00	\$0.00	\$32.00
Lodging	\$424.58	\$0.00	\$0.00	\$0.00	\$0.00	\$0.00	\$0.00	\$0.00	\$0.00	\$424.58
Transportation	\$0.00	\$0.00	\$0.00	\$0.00	\$0.00	\$0.00	\$0.00	\$0.00	\$0.00	\$0.00
Motor Fuel	\$1,688.16	\$0.00	\$0.00	\$22.50	\$0.00	\$0.00	\$0.00	\$0.00	\$0.00	\$1,710.66
Other	\$1,050.00	\$0.00	\$0.00	\$490.00	\$0.00	\$460.00	\$0.00	\$0.00	\$105.00	\$2,105.00
Business Meeting Meals	\$0.00	\$0.00	\$0.00	\$0.00	\$0.00	\$0.00	\$0.00	\$0.00	\$0.00	\$0.00
Total	\$3,194.74	\$0.00	\$0.00	\$512.50	\$0.00	\$460.00	\$0.00	\$0.00	\$105.00	\$4,272.24

Note - The spirit of the rule is to capture all "reimbursements" for the fiscal year, regardless of the manner of payment, including direct pay, credit card, cash and purchase orders. Items to be reported per category include:

Meals - Meals consumed off of the school district’s premises, and in-district meals at area restaurants (excludes catered meals for board meetings).

Lodging - Hotel charges.

Transportation - Airfare, car rental (can include fuel on rental), taxis, mileage reimbursements, leased cars, parking and tolls.

Motor Fuel - Gasoline.

Other - Registration fees, telephone/cell phone, internet service, fax machine, and other reimbursements (or on-behalf of) to the superintendent and board member not defined above.

3. OUTSIDE COMPENSATION AND/OR FEES RECEIVED BY THE SUPERINTENDENT FOR PROFESSIONAL CONSULTING AND/OR OTHER PERSONAL SERVICES

For the Twelve-Month Period Ended August 31, 2023

Name(s) of Entity(ies)	Amount Received
Total	\$0.00

Note - Compensation does not include business revenues generated from a family business (farming, ranching, etc.) that has no relation to school district business.

4. GIFTS RECEIVED BY EXECUTIVE OFFICERS AND BOARD MEMBERS (AND FIRST DEGREE RELATIVES, IF ANY)

(gifts that had an economic value of \$250 or more in the aggregate in the fiscal year)

For the Twelve-Month Period Ended August 31, 2023

Description of Gift	Superintendent Carla Voelkel	President David Swartz	Vice-President Corey Magliolo	Secretary Veanna Veasey	Member Jeff Pittman	Member Jessica Rodriguez	Member Fritzie Samford	Member Mike Mackey	Member Mary Anthamatten	Total
Summary Amounts										
Total	\$0.00	\$0.00	\$0.00	\$0.00	\$0.00	\$0.00	\$0.00	\$0.00	\$0.00	\$0.00

Note - An executive officer is defined as the superintendent, unless the board of trustees or the district administration names additional staff under this classification for local officials.

5. BUSINESS TRANSACTIONS BETWEEN SCHOOL DISTRICT AND BOARD MEMBERS

For the Twelve-Month Period Ended August 31, 2023

Description of Transaction	Superintendent Carla Voelkel	President David Swartz	Vice-President Corey Magliolo	Secretary Veanna Veasey	Member Jeff Pittman	Member Jessica Rodriguez	Member Fritzie Samford	Member Mike Mackey	Member Mary Anthamatten	Total
Summary Amounts										
Total	\$0.00	\$0.00	\$0.00	\$0.00	\$0.00	\$0.00	\$0.00	\$0.00	\$0.00	\$0.00

Note - The summary amounts reported under this disclosure are not to duplicate the items disclosed in the summary schedule of reimbursements received by board members.

**SCHOOL FIRST ANNUAL MANAGEMENT REPORT 2022/2023 FISCAL YEAR
DETAIL**

REIMBURSEMENTS TO SUPERINTENDENT AND BOARD OF TRUSTEE MEMBERS
For the Twelve- Month Period Ending August 31, 2023

Description of Reimbursement	Superintendent Carla Voelkel	President David Swartz	Vice-President Corey Magliolo	Secretary Veanna Veasey	Member Jeff Pittman	Member Jessica Rodriguez	Member Fritzie Samford	Member Mike Mackey	Member Mary Anthamatten	Total
MEALS										
N2 Learning Principal's Institute	\$8.00									\$8.00
UIL State Marching Contest	\$24.00									\$24.00
										\$0.00
										\$0.00
Total Meals	\$32.00	\$0.00	\$0.00	\$0.00	\$0.00	\$0.00	\$0.00	\$0.00	\$0.00	\$32.00
LODGING										
N2 Learning Principal's Institute	\$241.53									\$241.53
UIL OAP State Competition	\$183.05									\$183.05
										\$0.00
										\$0.00
Total Lodging	\$424.58	\$0.00	\$0.00	\$0.00	\$0.00	\$0.00	\$0.00	\$0.00	\$0.00	\$424.58
TRANSPORTATION										
										\$0.00
										\$0.00
Total Transportation - Airfare, car rental, parking	\$0.00	\$0.00	\$0.00	\$0.00	\$0.00	\$0.00	\$0.00	\$0.00	\$0.00	\$0.00
MOTOR FUEL-MILEAGE REIMB										
										\$0.00
Governance Camp/TASB	\$45.00			\$22.50						\$67.50
N2 Learning Principal's Institute	\$179.10									\$179.10
Bond Basics -TACS	\$192.60									\$192.60
UIL State Marching Contest	\$212.40									\$212.40
UIL OAP State Competition	\$192.60									\$192.60
RRR Leadership Conference	\$149.85									\$149.85
Mileage- September 2022	\$65.70									\$65.70
Mileage- October 2022	\$129.83									\$129.83
Mileage- November 2022	\$133.20									\$133.20
Mileage- December 2022	\$9.00									\$9.00
Mileage- February 2023	\$142.56									\$142.56
Mileage- April 2023	\$80.28									\$80.28
Mileage- May 2023	\$49.95									\$49.95
Mileage- July/Aug 2023	\$106.09									\$106.09
										\$0.00
										\$0.00
Total Motor Fuel/Mileage Reimbursement	\$1,688.16	\$0.00	\$0.00	\$22.50	\$0.00	\$0.00	\$0.00	\$0.00	\$0.00	\$1,710.66
OTHER-Registration fees										
										\$0.00
Orientation to TEC- Region IV									\$75.00	\$75.00
Governance Camp- TASB				\$460.00		\$460.00				\$920.00
CEUs for BOT- TASB				\$30.00					\$30.00	\$60.00
Bond Basics -TACS	\$200.00									\$200.00
Midwinter- TASA	\$75.00									\$75.00
RRR Leadership Conference	\$450.00									\$450.00
Legislative Update- Walsh Gallegos	\$150.00									\$150.00
Legal Update- Leon Alcalá	\$175.00									\$175.00
										\$0.00
										\$0.00
Total-Registration fees, tips, other	\$1,050.00	\$0.00	\$0.00	\$490.00	\$0.00	\$460.00	\$0.00	\$0.00	\$105.00	\$2,105.00
BUSINESS MEETINGS / LUNCHEONS										
										\$0.00
										\$0.00
										\$0.00
Total Business Meetings	\$0.00	\$0.00	\$0.00	\$0.00	\$0.00	\$0.00	\$0.00	\$0.00	\$0.00	\$0.00
Total	\$3,194.74	\$0.00	\$0.00	\$512.50	\$0.00	\$460.00	\$0.00	\$0.00	\$105.00	\$4,272.24



Financial Integrity Rating System of Texas

2023-2024 RATINGS BASED ON SCHOOL YEAR 2022-2023 DATA - DISTRICT STATUS DETAIL

Name: DICKINSON ISD(084901)	Publication Level 1: 8/8/2024 6:33:40 PM
Status: Passed	Publication Level 2: 8/8/2024 6:33:40 PM
Rating: B = Above Standard Achievement	Last Updated: 8/20/2024 1:41:25 PM
District Score: 89	Passing Score: 70

#	Indicator Description	Updated	Score
1	<u>Was the complete annual financial report (AFR) and data submitted to the TEA within 30 days of the November 27 or January 28 deadline depending on the school district's fiscal year end date of June 30 or August 31, respectively?</u>	4/19/2024 6:26:05 PM	Yes
2	<u>Was there an unmodified opinion in the AFR on the financial statements as a whole? (The American Institute of Certified Public Accountants (AICPA) defines unmodified opinion. The external independent auditor determines if there was an unmodified opinion.)</u>	4/19/2024 6:26:05 PM	Yes
3	<u>Was the school district in compliance with the payment terms of all debt agreements at fiscal year end? (If the school district was in default in a prior fiscal year, an exemption applies in following years if the school district is current on its forbearance or payment plan with the lender and the payments are made on schedule for the fiscal year being rated. Also exempted are technical defaults that are not related to monetary defaults. A technical default is a failure to uphold the terms of a debt covenant, contract, or master promissory note even though payments to the lender, trust, or sinking fund are current. A debt agreement is a legal agreement between a debtor (= person, company, etc. that owes money) and their creditors, which includes a plan for paying back the debt.)</u>	4/19/2024 6:26:05 PM	Yes
4	<u>Did the school district make timely payments to the Teachers Retirement System (TRS), Texas Workforce Commission (TWC), Internal Revenue Service (IRS), and other government agencies? (If the school district received a warrant hold and the warrant hold was not cleared within 30 days from the date the warrant hold was issued, the school district is considered to not have made timely payments and will fail critical indicator 4. If the school district was issued a warrant hold, the maximum points and highest rating that the school district may receive is 95 points, A = Superior Achievement, even if the issue surrounding the initial warrant hold was resolved and cleared within 30 days.)</u>	4/19/2024 6:26:05 PM	Yes Ceiling Passed
			1 Multiplier Sum
5	<u>Was the total net position in the governmental activities column in the Statement of Net Position (net of accretion of interest for capital appreciation bonds, net pension liability, and other post-employment benefits) greater than zero? (If it is not, the maximum points and highest rating that the school district may receive is 79 points, C = Meets Standard Achievement, unless the school district has an increase of students in membership over 5 years of 7 percent or more or 1,000 or more students in membership. If the school district has an increase of students in membership over 5 years of 7 percent or more or 1,000 or more students in membership, the maximum points and highest rating that the school district may receive is 89 points, B = Above Standard Achievement.)</u>	4/19/2024 6:26:05 PM	Ceiling Failed
6	<u>Was the average change in (assigned and unassigned) fund balances over 3 years less than a 25 percent decrease or did the current year's assigned and unassigned fund balances exceed 75 days of operational expenditures? (If the school district fails indicator 6, the maximum points and highest rating that the school district may receive is 89 points, B = Above Standard Achievement.)</u>	4/19/2024 6:26:05 PM	Ceiling Passed

7	<u>Was the number of days of cash on hand and current investments in the general fund for the school district sufficient to cover operating expenditures (excluding facilities acquisition and construction)? See ranges below in the Determination of Points section.</u>	4/19/2024 6:26:05 PM	8
8	<u>Was the measure of current assets to current liabilities ratio for the school district sufficient to cover short-term debt? See ranges below in the Determination of Points section.</u>	4/19/2024 6:26:05 PM	10
9	<u>Did the school district's general fund revenues equal or exceed expenditures (excluding facilities acquisition and construction)? If not, was the school district's number of days of cash on hand greater than or equal to 60 days? See ranges below in the Determination of Points section.</u>	4/19/2024 6:26:05 PM	10
10	This indicator is not being evaluated.		10
11	<u>Was the ratio of long-term liabilities to total assets for the school district sufficient to support long-term solvency? (If the school district's increase of students in membership over 5 years was 7 percent or more or 1,000 or more students in membership, then the school district passes this indicator.)</u>	4/19/2024 6:26:05 PM	10
12	<u>What is the correlation between future debt requirements and the district's assessed property value?</u>	8/20/2024 1:41:25 PM	6
13	<u>Was the school district's administrative cost ratio equal to or less than the threshold ratio? See ranges below in the Determination of Points section.</u>	8/20/2024 1:41:25 PM	10
14	<u>Did the school district not have a 15 percent decline in the students to staff ratio over 3 years (total enrollment to total staff)? If the student enrollment did not decrease, the school district will automatically pass this indicator.</u>	4/19/2024 6:26:05 PM	10
15	This indicator is not being evaluated.		5
16	<u>Did the comparison of Public Education Information Management System (PEIMS) data to like information in the school district's AFR result in a total variance of less than 3 percent of all expenditures by function? (If the school district fails indicator 16, the maximum points and highest rating that the school district may receive is 89 points, B = Above Standard Achievement.)</u>	4/19/2024 6:26:05 PM	Ceiling Passed
17	<u>Did the external independent auditor report that the AFR was free of any instance(s) of material weaknesses in internal controls over financial reporting and compliance for local, state, or federal funds and free from substantial doubt about the school district's ability to continue as a going concern? (The AICPA defines material weakness.) (If the school district fails indicator 17, the maximum points and highest rating that the school district may receive is 79 points, C = Meets Standard Achievement.)</u>	4/19/2024 6:26:05 PM	Ceiling Passed
18	<u>Did the external independent auditor indicate the AFR was free of any instance(s) of material noncompliance for grants, contracts, and laws related to local, state, or federal funds? (The AICPA defines material noncompliance.)</u>	4/19/2024 6:26:05 PM	10
19	<u>Did the school district post the required financial information on its website in accordance with Government Code, Local Government Code, Texas Education Code, Texas Administrative Code and other statutes, laws and rules that were in effect at the school district's fiscal year end?</u>	4/19/2024 6:26:05 PM	5
20	<u>Did the school district's administration and school board members discuss any changes and/or impact to local, state, and federal funding at a board meeting within 120 days before the district adopted its budget?</u>	4/19/2024 6:26:05 PM	Ceiling Passed
21	<u>Did the school district receive an adjusted repayment schedule for more than one fiscal year for an over-allocation of Foundation School Program (FSP) funds because of a financial hardship?</u>	4/19/2024 6:26:05 PM	Ceiling Passed
			94 Weighted Sum
			1 Multiplier Sum

(89
Ceiling)

89 Score

DETERMINATION OF RATING

A.	Did the school district fall any of the critical indicators 1, 2, 3, or 4? If so, the school district's rating is F for Substandard Achievement regardless of points earned.	
B.	Determine the rating by the applicable number of points.	
	A = Superior Achievement	90-100
	B = Above Standard Achievement	80-89
	C = Meets Standard Achievement	70-79
	F = Substandard Achievement	<70
No Rating = A school district receiving territory that annexes with a school district ordered by the commissioner under TEC 13.054, or consolidation under Subchapter H, Chapter 41. No rating will be issued for the school district receiving territory until the third year after the annexation/consolidation.		
The school district receives an F if it scores below the minimum passing score, if it failed any critical indicator 1, 2, 3, or 4, if the AFR or the data were not both complete, or if either the AFR or the data were not submitted on time for FIRST analysis.		

CEILING INDICATORS

Did the school district meet the criteria for any of the following **ceiling indicators** 4, 6, 16, 17, 20, or 21? If so, the school district's applicable maximum points and rating are disclosed below. Please note, an F = Substandard Achievement Rating supersedes any rating earned as the result of the school district meeting the criteria of a ceiling indicator.

Determination of rating based on meeting ceiling criteria.	Maximum Points	Maximum Rating
Indicator 4 (Timely Payments) - School district was issued a warrant hold.	95	A = Superior Achievement
Indicator 6 (Average Change in Fund Balance) - Response to indicator is <i>No</i> .	89	B = Above Standard Achievement
Indicator 16 (PEIMS to AFR) - Response to indicator is <i>No</i> .	89	B = Above Standard Achievement
Indicator 17 (Material Weaknesses) - Response to indicator is <i>No</i> .	79	C = Meets Standard Achievement
Indicator 20 (Property Values and Tax Discussion) - Response to indicator is <i>No</i> .	89	B = Above Standard Achievement
Indicator 21 (FSP Repayment Plan) - Response to indicator is <i>Yes</i> .	70	C = Meets Standard Achievement

Home Page: [Financial Compliance](#) | [Texas Education Agency](#) | Send comments or suggestions to FinancialAccountability@tea.texas.gov

THE TEXAS EDUCATION AGENCY

1701 NORTH CONGRESS AVENUE • AUSTIN, TEXAS, 78701 • (512) 463-9734

**DICKINSON INDEPENDENT SCHOOL DISTRICT
BOARD AGENDA DOCUMENT**

Meeting Date: November 4, 2024

Item Title: Written Reports

If a request to pull a Written Report is not received by the afternoon of the Board meeting, the report writer will not be in attendance and President Magliolo will move to the next item.

Background Information:

Written Reports

- Student Attendance report for 1st Six Weeks
- Tax Report for September, 2024 and Year to Date
- Teacher of Record Certification Report
- Grants Office Report
- Energy Conservation Program Report
- FNS Board Report
- Facility Services Board Report
- Technology Department Board Report
- Transportation Board Report

Recommendation:

Information only

Action Item: _____ Yes _____ No

DICKINSON INDEPENDENT SCHOOL DISTRICT

BOARD AGENDA DOCUMENT

Meeting Date: November 4, 2024

Item Title: Student Attendance Report for First Six Weeks

Agenda Item: Dr. Jeff Pack

Background Information:

Attached is data from the first six-week reporting period for 2024-2025 and comparison data from the 2020-2021, 2021-2022, 2022-2023, and 2023-2024 school years.

Recommendation:

Information only

Action Item: _____ Yes _____ No

ADA Percentages by Campus

Campus	2020-21		2021-22		2022-23		2023-2024		2024-2025	
	Total ADA	% ADA	Total ADA	% ADA	Total ADA	% ADA	Total ADA	% ADA	Total ADA	% ADA
Little Elementary School										
First six weeks	474.76	91.83%	503.20	90.00%	553.03	93.40%	446.98	94.3%	434.67	94.9%
Second six weeks	515.66	92.82%	524.83	92.71%	542.76	89.71%	445.22	93.3%		
Third six weeks	520.70	92.30%	527.46	93.59%	561.30	92.18%	444.74	92.7%		
Fourth six weeks	519.30	91.70%	496.74	88.69%	560.39	93.75%	448.41	93.9%		
Fifth six weeks	530.04	93.50%	527.22	93.20%	550.93	92.83%	453.06	94.5%		
Sixth six weeks	522.00	91.30%	533.21	93.30%	556.99	93.30%	445.72	92.5%		
<i>Yearly Average</i>	513.74	92.24%	518.78	91.92%	554.23	92.53%	447.36	93.5%	434.67	94.9%
Lobit Elementary School										
First six weeks	593.36	97.55%	667.31	92.40%	777.56	94.78%	684.91	95.6%	688.17	95.6%
Second six weeks	585.68	95.49%	690.84	93.95%	749.23	90.64%	685.94	94.8%		
Third six weeks	583.40	94.50%	701.01	94.40%	775.30	92.65%	679.86	94.0%		
Fourth six weeks	596.10	94.80%	670.96	90.79%	807.93	94.69%	682.71	94.3%		
Fifth six weeks	612.69	95.40%	705.00	94.72%	814.20	94.85%	685.07	94.5%		
Sixth six weeks	618.00	95.20%	706.79	94.03%	819.29	94.41%	679.82	94.4%		
<i>Yearly Average</i>	598.21	95.49%	690.32	93.38%	790.58	93.67%	683.05	94.6%	688.17	95.6%
Silbernagel Elementary School										
First six weeks	533.74	94.13%	532.47	92.90%	569.11	95.33%	450.17	95.2%	434.52	95.6%
Second six weeks	551.45	94.29%	547.92	93.86%	548.63	91.40%	452.33	93.3%		
Third six weeks	556.50	94.90%	541.35	93.32%	561.06	93.13%	449.90	91.8%		
Fourth six weeks	557.40	94.30%	539.35	91.89%	575.54	94.19%	460.05	92.6%		
Fifth six weeks	571.22	94.70%	559.73	94.54%	581.36	94.52%	466.50	94.3%		
Sixth six weeks	571.06	94.10%	559.12	93.61%	579.73	93.85%	458.80	93.7%		
<i>Yearly Average</i>	556.90	94.40%	546.66	93.35%	569.24	93.74%	456.29	93.5%	434.52	95.6%
Hughes Road Elementary School										
First six weeks	599.80	94.42%	593.52	91.80%	640.11	94.75%	539.80	95.2%	519.15	95.5%
Second six weeks	601.40	93.44%	610.14	93.00%	629.59	92.54%	534.89	93.8%		
Third six weeks	609.60	94.90%	620.29	94.53%	629.90	92.94%	530.12	91.8%		
Fourth six weeks	606.40	94.60%	608.26	91.49%	645.06	94.16%	527.95	93.0%		
Fifth six weeks	607.25	94.20%	631.25	93.48%	662.61	94.27%	533.50	94.1%		
Sixth six weeks	609.22	93.60%	640.60	93.21%	657.15	93.04%	523.17	92.8%		
<i>Yearly Average</i>	605.61	94.19%	617.34	92.92%	644.07	93.62%	531.57	93.5%	519.15	95.5%

ADA Percentages by Campus

	2020-21		2021-22		2022-23		2023-2024		2024-2025	
Bay Colony Elementary School										
First six weeks	599.05	95.61%	601.27	93.30%	581.18	94.68%	475.02	95.4%	445.54	96.2%
Second six weeks	605.87	94.63%	604.02	92.97%	574.71	92.03%	469.85	93.5%		
Third six weeks	609.00	94.70%	605.35	93.71%	581.36	93.35%	471.42	93.7%		
Fourth six weeks	607.30	94.00%	588.93	90.56%	590.65	94.94%	479.29	94.1%		
Fifth six weeks	609.01	94.00%	610.31	93.80%	596.46	95.28%	485.44	94.8%		
Sixth six weeks	603.47	93.60%	600.96	92.73%	597.96	94.91%	476.01	93.6%		
Yearly Average	605.62	94.42%	601.81	92.85%	587.05	94.20%	476.17	94.2%	445.54	96.2%
San Leon Elementary School										
First six weeks	591.73	93.16%	539.37	91.30%	580.10	94.50%	428.02	94.6%	447.46	93.8%
Second six weeks	616.07	93.67%	563.28	92.07%	561.59	90.36%	442.70	92.0%		
Third six weeks	617.40	94.30%	574.43	92.98%	579.88	92.92%	451.24	93.1%		
Fourth six weeks	601.80	92.70%	552.76	88.78%	580.91	92.49%	445.39	92.2%		
Fifth six weeks	594.98	93.20%	575.36	92.92%	594.25	93.69%	459.56	93.9%		
Sixth six weeks	593.11	93.70%	579.29	92.67%	592.32	93.93%	455.16	92.7%		
Yearly Average	602.52	93.46%	564.08	91.79%	581.51	92.98%	447.01	93.1%	447.46	93.8%
Calder Road Elementary										
First six weeks	558.97	95.42%	606.63	92.40%	642.85	95.00%	474.24	95.1%	480.08	95.9%
Second six weeks	589.30	95.21%	628.28	93.88%	632.91	92.36%	498.85	94.6%		
Third six weeks	599.70	95.40%	624.81	94.08%	620.46	91.45%	503.68	93.6%		
Fourth six weeks	607.70	94.70%	610.73	90.86%	618.63	93.84%	516.04	94.3%		
Fifth six weeks	609.21	94.60%	644.00	94.59%	620.71	94.41%	524.91	95.3%		
Sixth six weeks	611.05	94.20%	636.21	92.88%	605.86	93.74%	517.80	93.9%		
Yearly Average	595.99	94.92%	625.11	93.12%	623.57	93.47%	505.92	94.5%	480.08	95.9%
Dunbar Middle School										
First six weeks	608.58	95.96%	582.59	91.60%	619.10	95.03%	543.78	95.3%	526.12	95.4%
Second six weeks	599.80	94.53%	602.60	93.41%	604.00	92.40%	545.91	94.8%		
Third six weeks	603.20	94.70%	618.95	93.16%	614.68	93.96%	545.16	94.4%		
Fourth six weeks	588.00	93.10%	593.85	88.91%	611.44	94.25%	548.43	94.5%		
Fifth six weeks	588.57	92.80%	619.38	93.42%	609.29	94.21%	554.04	95.3%		
Sixth six weeks	591.94	92.90%	622.71	93.52%	612.46	93.88%	539.68	93.8%		
Yearly Average	596.68	94.00%	606.68	92.34%	611.83	93.96%	546.17	94.7%	526.12	95.4%

ADA Percentages by Campus

	2020-21		2021-22		2022-23		2023-2024		2024-2025	
Barber Middle School										
First six weeks	685.08	98.52%	544.27	93.20%	535.87	95.83%	579.70	95.3%	571.69	94.8%
Second six weeks	685.00	96.88%	558.34	95.33%	527.38	92.83%	576.87	93.6%		
Third six weeks	683.40	96.70%	555.10	94.71%	533.40	93.66%	574.36	92.9%		
Fourth six weeks	665.40	95.60%	539.67	91.83%	537.30	94.15%	578.32	93.3%		
Fifth six weeks	664.86	95.40%	564.15	94.96%	544.68	94.41%	581.93	94.3%		
Sixth six weeks	657.94	94.80%	563.03	94.57%	543.58	94.01%	575.37	93.1%		
<i>Yearly Average</i>	673.61	96.32%	554.09	94.10%	537.03	94.15%	577.76	93.8%	571.69	94.8%
Lobit Middle School										
First six weeks	461.04	98.62%	472.62	91.70%	558.87	95.96%	596.22	96.4%	625.69	96.4%
Second six weeks	451.77	95.60%	494.79	94.70%	544.83	93.57%	588.35	95.6%		
Third six weeks	455.00	96.60%	496.75	93.85%	541.96	92.92%	578.92	94.4%		
Fourth six weeks	459.20	96.10%	476.96	90.63%	557.89	95.00%	587.25	94.9%		
Fifth six weeks	454.75	95.30%	497.24	94.82%	549.71	94.57%	593.52	95.6%		
Sixth six weeks	450.62	95.10%	492.64	94.00%	544.24	94.31%	588.84	94.7%		
<i>Yearly Average</i>	455.40	96.22%	488.50	93.28%	549.58	94.39%	588.85	95.3%	104.28	16.1%
McAdams Junior High School										
First six weeks	872.75	98.64%	825.62	92.20%	893.40	95.42%	800.93	94.9%	834.81	95.1%
Second six weeks	846.83	95.45%	850.04	93.52%	872.92	92.12%	801.91	94.3%		
Third six weeks	843.80	94.30%	835.45	91.67%	874.04	92.47%	788.60	92.5%		
Fourth six weeks	833.00	93.10%	808.78	88.73%	874.19	93.25%	793.50	92.4%		
Fifth six weeks	828.96	93.10%	847.83	92.94%	880.11	93.13%	806.26	93.0%		
Sixth six weeks	805.53	90.60%	843.22	92.14%	882.69	92.57%	785.40	91.3%		
<i>Yearly Average</i>	838.48	94.20%	835.16	91.87%	879.56	93.16%	796.10	93.1%	834.81	95.1%
Kranz Junior High School										
First six weeks	916.58	96.66%	873.11	92.10%	919.93	95.33%	942.48	95.4%	821.58	95.5%
Second six weeks	926.54	94.91%	905.56	94.04%	906.04	92.64%	937.39	94.6%		
Third six weeks	922.30	94.20%	895.55	92.58%	914.80	93.34%	938.28	93.7%		
Fourth six weeks	891.70	92.00%	864.89	89.51%	925.33	93.68%	931.82	93.2%		
Fifth six weeks	883.72	92.00%	904.80	93.49%	928.34	93.90%	937.48	94.3%		
Sixth six weeks	877.56	91.20%	898.30	93.18%	917.42	92.90%	919.58	92.5%		
<i>Yearly Average</i>	903.07	93.50%	890.37	92.48%	918.64	93.63%	934.51	94.0%	821.58	95.5%

ADA Percentages by Campus

	2020-21		2021-22		2022-23		2023-2024		2024-2025	
Dickinson Junior High School										
First six weeks							960.63	95.6%	999.38	95.9%
Second six weeks							954.78	94.2%		
Third six weeks							950.64	93.8%		
Fourth six weeks							944.68	93.3%		
Fifth six weeks							949.59	94.4%		
Sixth six weeks							931.74	93.1%		
Yearly Average							948.68	94.1%	999.38	95.9%
Dickinson High School										
First six weeks	3190.34	96.05%	3158.21	91.70%	3403.82	93.78%	3534.48	94.4%	3581.29	94.5%
Second six weeks	3108.13	93.23%	3215.14	92.04%	3320.80	91.32%	3498.83	93.4%		
Third six weeks	3017.80	90.90%	3202.00	92.19%	3328.97	93.25%	3476.92	93.4%		
Fourth six weeks	2680.20	84.60%	3019.70	88.55%	3246.65	92.93%	3370.39	92.3%		
Fifth six weeks	2736.94	87.80%	3118.68	92.49%	3227.29	93.21%	3352.09	92.9%		
Sixth six weeks	2781.00	89.70%	3051.13	91.41%	3215.91	93.32%	3299.17	92.0%		
Yearly Average	2919.07	90.38%	3127.48	91.40%	3290.57	92.97%	3421.98	93.1%	3581.29	94.5%
Dickinson Continuation Center										
First six weeks	65.08	95.13%	68.85	88.90%	78.10	94.32%	81.56	95.2%	56.81	92.3%
Second six weeks	61.97	86.59%	59.38	85.67%	72.88	92.30%	78.83	93.3%		
Third six weeks	54.60	84.40%	45.95	87.94%	58.00	93.79%	69.32	94.3%		
Fourth six weeks	137.00	87.00%	66.52	85.00%	71.48	90.95%	67.11	90.7%		
Fifth six weeks	115.93	80.30%	59.39	87.86%	54.86	90.62%	51.96	89.7%		
Sixth six weeks	92.44	80.30%	45.52	89.99%	37.67	87.11%	35.08	88.6%		
Yearly Average	87.84	85.62%	57.60	87.56%	62.16	91.52%	63.98	92.0%	56.81	92.3%
Transforming Lives Cooperative										
First six weeks	6.08	96.69%	8.00	100.00%	6.43	99.48%	7.93	100.0%	6.65	100.0%
Second six weeks	7.27	100.00%	8.66	99.60%	8.00	100.00%	8.83	100.0%		
Third six weeks	8.00	100.00%	8.30	100.00%	7.24	100.00%	8.72	100.0%		
Fourth six weeks	5.60	100.00%	6.92	99.45%	7.74	100.00%	5.61	100.0%		
Fifth six weeks	5.93	100.00%	6.21	97.24%	9.54	98.52%	5.15	100.0%		
Sixth six weeks	6.62	99.10%	6.73	100.00%	6.97	100.00%	5.50	100.0%		
Yearly Average	6.58	99.30%	7.47	99.38%	7.65	99.67%	6.96	100.0%	6.65	100.0%

ADA Percentages by Campus

	2020-21		2021-22		2022-23		2023-2024		2024-2025	
Galveston County Detention Facility										
First six weeks	7.42	99.44%	13.81	98.20%	17.53	99.81%	15.11	100.0%	17.39	100.0%
Second six weeks	12.43	100.00%	17.13	99.81%	19.08	100.00%	17.96	100.0%		
Third six weeks	7.40	100.00%	15.96	100.00%	17.64	100.00%	18.32	100.0%		
Fourth six weeks	7.30	100.00%	19.22	100.00%	17.22	99.79%	19.96	100.0%		
Fifth six weeks	9.11	100.00%	22.59	100.00%	15.21	100.00%	17.11	100.0%		
Sixth six weeks	12.15	100.00%	16.52	100.00%	19.36	100.00%	20.53	100.0%		
<i>Yearly Average</i>	9.30	99.91%	17.54	99.67%	17.67	99.93%	18.17	100.0%	17.39	100.0%
Coastal Alternative Program										
First six weeks	0.00	0.00%	1.00	92.90%	1.40	95.45%	2.73	79.8%	3.86	87.8%
Second six weeks	0.00	0.00%	1.58	78.85%	2.52	66.25%	3.07	80.6%		
Third six weeks	0.50	72.20%	3.00	86.96%	11.08	72.48%	2.89	69.2%		
Fourth six weeks	0.50	52.00%	4.23	94.62%	11.12	66.90%	4.50	82.4%		
Fifth six weeks	1.24	63.20%	5.53	83.19%	9.41	63.50%	6.62	72.9%		
Sixth six weeks	2.36	84.80%	4.97	82.81%	6.38	73.33%	5.35	60.7%		
<i>Yearly Average</i>	1.15	68.05%	3.39	86.56%	6.99	72.99%	4.19	74.3%	3.86	87.8%
DISTRICT TOTAL										
First six weeks	10758.31	96.01%	10592.08	92.00%	11378.39	94.65%	11564.69	94.9%	11494.86	95.3%
Second six weeks	10766.57	94.27%	10882.53	93.11%	11111.87	91.72%	11542.49	93.9%	0.00	0.0%
Third six weeks	10694.00	93.60%	10871.84	93.07%	11211.07	93.00%	11483.09	92.7%	0.00	0.0%
Fourth six weeks	10357.50	91.10%	10468.47	89.66%	11239.45	93.64%	11411.41	93.4%	0.00	0.0%
Fifth six weeks	10424.41	92.00%	10898.67	93.43%	11248.94	93.83%	11463.78	93.5%	0.00	0.0%
Sixth six weeks	10404.11	92.20%	10800.95	92.73%	11195.98	93.54%	11262.72	91.9%	0.00	0.0%
Actual ADA for School Year	10567.48	93.20%	10752.42	92.33%	11230.95	93.40%	11454.70	93.4%	11494.86	95.3%
Projected ADA for School Year	*11000		*11400		*11200		*11800		*11900	

**DICKINSON INDEPENDENT SCHOOL DISTRICT
AGENDA DOCUMENT**

Meeting Date: November 4, 2024

Item Title: Monthly Tax Collection Report

Agenda Item: Kelly Logsdon

Background Information:

The Monthly Tax Collection Report for September 2024 and year to date is attached.

Recommendation:

Information only.

Action Item: _____ Yes No

Dickinson Independent School District
Monthly Tax Collections Report
Maintenance Operations and Interest Sinking

Tax Year	Adjusted Taxable Values	Tax Rate	Tax Levy	Current Year Taxes Collected	Current Year % Collected
2024	\$6,421,539,721	\$1.136	\$72,948,691	\$0	0.00%
2023	\$6,192,588,390	\$1.178	\$72,948,691	\$71,429,308	97.92%
2022	\$6,425,908,920	\$1.294	\$83,151,261	\$81,255,889	97.72%
2021	\$5,715,025,955	\$1.312	\$74,981,141	\$73,510,035	98.04%
2020	\$4,851,053,036	\$1.344	\$65,198,153	\$63,813,518	97.88%

2024 Tax Year	Sep-24	Oct-24	Nov-24	Dec-24	Jan-25	Feb-25	Mar-25	Apr-25	May-25	Jun-25	Jul-25	Aug-25	Totals:	% To Total
Current Year Tax	Pending Billing												\$0	
YTD % Collected	0.00%	0.00%	0.00%	0.00%	0.00%	0.00%	0.00%	0.00%	0.00%	0.00%	0.00%	0.00%	0.00%	0.00%
Prior Years Tax	\$308,143												\$308,143	
Subtotal Taxes	\$308,143	\$0	\$0	\$0	\$0	\$0	\$0	\$0	\$0	\$0	\$0	\$0	\$308,143	0.42%
Penalty & Interest	\$80,787													
Total Taxes & P&I	\$388,930	\$0	\$0	\$0	\$0	\$0	\$0	\$0	\$0	\$0	\$0	\$0	\$308,143	0.42%
Attorney Fees	\$82,803													
Total Collections	\$471,734	\$0	\$0	\$0	\$0	\$0	\$0	\$0	\$0	\$0	\$0	\$0	\$471,734	N/A

2023 Tax Year	Sep-23	Oct-23	Nov-23	Dec-23	Jan-24	Feb-24	Mar-24	Apr-24	May-24	Jun-24	Jul-24	Aug-24	Totals:	% To Total
Current Year Tax	Pending Billing	\$346,649	\$4,201,147	\$10,690,333	\$43,704,416	\$9,237,281	\$821,637	\$693,793	\$417,791	\$660,870	\$439,143	\$216,247	\$71,429,308	
YTD % Collected	0.00%	0.48%	6.23%	20.89%	80.80%	93.46%	94.59%	95.54%	96.11%	97.02%	97.62%	97.92%	97.92%	97.92%
Prior Years Tax	\$142,604	\$124,455	\$79,328	\$99,097	\$117,632	-\$317,660	\$5,285	\$37,637	\$36,518	\$59,955	\$61,384	\$24,711	\$470,948	
Subtotal Taxes	\$142,604	\$471,103	\$4,280,476	\$10,789,431	\$43,822,048	\$8,919,621	\$826,923	\$731,429	\$454,310	\$720,826	\$500,527	\$240,958	\$71,900,255	98.56%
Penalty & Interest	\$29,785	\$49,310	\$33,568	\$23,906	\$37,414	\$65,942	\$78,589	\$62,681	\$61,992	\$93,847	\$66,719	\$54,699	\$658,452	
Total Taxes & P&I	\$172,390	\$520,413	\$4,314,043	\$10,813,336	\$43,859,463	\$8,985,563	\$905,511	\$794,111	\$516,302	\$814,673	\$567,246	\$295,657	\$72,558,708	99.47%
Attorney Fees	\$24,342	\$40,901	\$19,529	\$20,430	\$18,526	\$26,759	\$24,840	\$18,574	\$15,472	\$25,671	\$46,337	\$44,769	\$326,150	
Total Collections	\$196,731	\$561,314	\$4,333,573	\$10,833,766	\$43,877,989	\$9,012,322	\$930,351	\$812,685	\$531,774	\$840,344	\$613,583	\$340,426	\$72,884,857	N/A

2022 Tax Year	Sep-22	Oct-22	Nov-22	Dec-22	Jan-23	Feb-23	Mar-23	Apr-23	May-23	Jun-23	Jul-23	Aug-23	Totals:	% To Total
Current Year Tax	Pending Billing	\$596,358	\$4,347,285	\$14,001,873	\$45,222,484	\$12,213,284	\$1,302,975	\$728,414	\$799,984	\$1,089,117	\$484,760	\$469,356	\$81,255,889	
YTD % Collected	0.00%	0.72%	5.95%	22.78%	77.17%	91.86%	93.43%	94.30%	95.26%	96.57%	97.16%	97.72%	97.72%	97.72%
Prior Years Tax	\$153,260	\$29,557	\$47,929	\$75,934	\$99,395	\$100,283	\$71,407	\$51,012	\$21,329	\$55,885	\$34,958	\$39,149	\$780,098	
Subtotal Taxes	\$153,260	\$625,915	\$4,395,215	\$14,077,806	\$45,321,879	\$12,313,567	\$1,374,382	\$779,426	\$821,313	\$1,145,002	\$519,718	\$508,505	\$82,035,987	98.66%
Penalty & Interest	\$38,472	\$32,224	\$19,037	\$19,655	\$25,336	\$145,626	\$101,723	\$67,653	\$64,845	\$70,246	\$47,543	\$60,367	\$692,728	
Total Taxes & P&I	\$191,732	\$658,140	\$4,414,252	\$14,097,461	\$45,347,215	\$12,459,193	\$1,476,105	\$847,079	\$886,158	\$1,215,248	\$567,260	\$568,873	\$82,728,715	99.49%
Attorney Fees	\$30,498	\$24,692	\$13,336	\$14,523	\$20,326	\$16,952	\$25,855	\$11,129	\$12,193	\$19,202	\$36,317	\$56,533	\$281,555	
Total Collections	\$222,229	\$682,832	\$4,427,588	\$14,111,984	\$45,367,541	\$12,476,145	\$1,501,960	\$858,208	\$898,350	\$1,234,450	\$603,577	\$625,406	\$83,010,271	N/A

2021 Tax Year	Sep-21	Oct-21	Nov-21	Dec-21	Jan-22	Feb-22	Mar-22	Apr-22	May-22	Jun-22	Jul-22	Aug-22	Totals:	% To Total
Current Year Tax	Pending Billing	\$1,088,340	\$3,747,145	\$31,980,110	\$22,328,154	\$10,529,093	\$939,131	\$675,619	\$544,593	\$936,072	\$399,801	\$341,977	\$73,510,035	
YTD % Collected	0.00%	1.45%	6.45%	49.10%	78.88%	92.92%	94.17%	95.07%	95.80%	97.05%	97.58%	98.04%	98.04%	98.04%
Prior Years Tax	\$62,609	\$122,577	\$73,266	\$68,898	-\$73,715	\$36,019	-\$162,238	\$69,695	\$54,029	\$80,337	\$23,741	\$116,144	\$471,363	
Subtotal Taxes	\$62,609	\$1,210,917	\$3,820,410	\$32,049,008	\$22,254,439	\$10,565,113	\$776,893	\$745,315	\$598,622	\$1,016,409	\$423,542	\$458,121	\$73,981,398	98.67%
Penalty & Interest	\$35,037	\$47,711	\$23,970	\$21,093	\$30,931	\$99,484	\$102,498	\$80,760	\$63,253	\$83,954	\$45,385	\$57,409	\$691,483	
Total Taxes & P&I	\$97,645	\$1,258,628	\$3,844,380	\$32,070,101	\$22,285,370	\$10,664,596	\$879,391	\$826,074	\$661,875	\$1,100,363	\$468,927	\$515,530	\$74,672,881	99.59%
Attorney Fees	\$18,740	\$40,603	\$19,699	\$12,771	\$22,513	\$18,718	\$20,894	\$19,397	\$18,459	\$16,588	\$36,275	\$50,519	\$295,177	
Total Collections	\$116,385	\$1,299,231	\$3,864,080	\$32,082,872	\$22,307,883	\$10,683,314	\$900,285	\$845,471	\$680,334	\$1,116,952	\$505,202	\$566,049	\$74,968,058	N/A

2020 Tax Year	Sep-20	Oct-20	Nov-20	Dec-20	Jan-21	Feb-21	Mar-21	Apr-21	May-21	Jun-21	Jul-21	Aug-21	Totals:	% To Total
Current Year Tax	Pending Billing	\$378,534	\$2,549,710	\$13,354,403	\$29,495,191	\$14,036,825	\$1,771,012	\$682,688	\$492,047	\$415,731	\$290,712	\$346,665	\$63,813,518	
YTD % Collected	0.00%	0.58%	4.49%	24.97%	70.21%	91.74%	94.46%	95.51%	96.26%	96.90%	97.34%	97.88%	97.88%	97.88%
Prior Years Tax	\$261,234	\$82,519	\$117,291	\$80,410	\$69,068	\$80,828	\$34,645	\$78,174	\$87,587	\$67,362	\$44,020	\$166,788	\$1,169,927	
Subtotal Taxes	\$261,234	\$461,054	\$2,667,001	\$13,434,813	\$29,564,260	\$14,117,652	\$1,805,657	\$760,862	\$579,634	\$483,093	\$334,732	\$513,453	\$64,983,444	99.67%
Penalty & Interest	\$45,743	\$21,674	\$29,695	\$33,306	\$21,003	\$57,700	\$105,272	\$70,803	\$56,352	\$56,101	\$47,512	\$42,502	\$587,663	
Total Taxes & P&I	\$306,977	\$482,728	\$2,696,696	\$13,468,119	\$29,585,263	\$14,175,353	\$1,910,929	\$831,665	\$635,986	\$539,194	\$382,244	\$555,955	\$65,571,107	100.57%
Attorney Fees	\$26,755	\$18,926	\$14,740	\$22,947	\$15,775	\$12,989	\$19,895	\$20,509	\$13,930	\$16,899	\$36,967	\$38,277	\$258,611	
Total Collections	\$333,732	\$501,654	\$2,711,435	\$13,491,066	\$29,601,038	\$14,188,342	\$1,930,824	\$852,174	\$649,916	\$556,093	\$419,212	\$594,232	\$65,829,718	N/A

DICKINSON INDEPENDENT SCHOOL DISTRICT

BOARD AGENDA DOCUMENT

Meeting Date: November 4, 2024
Item Title: DISD Teachers of Record Certification Report
Agenda Item: Kimberly Rich

Background Information:

Dickinson ISD publically reports the percentage of certified teachers of record in all core subject areas which include: English, Reading/Language, Social Studies, Science, Math, Fine Arts, Foreign Language, Physical Education, Special Education, and Career & Technical Education.

☆ Alternative campuses are taught through a computer-based program where assignments and grades are computer generated with the support of certified teachers who enrich the curriculum but may not hold certification in that particular field.

DISD Teachers of Record Certification Report 2024-2025						
Campus	Total Teachers	Teachers Not Meeting Certification	%	of Certified Teachers	Average Years of Teaching Experience	
Dickinson High School	226	4		98%	11	
Dickinson Junior High School	80	0		100%	9	
Kranz Junior High School	75	0		100%	10	
McAdams Junior High School	69	2		97%	9	
Barber Middle School	46	1		97%	10	
Dunbar Middle School	45	2		96%	11	
Lobit Middle School	46	1		97%	8	
Lobit Elementary	51	1		98%	9	
Bay Colony Elementary	39	1		97%	14	
Hughes Road Elementary	40	4		90%	10	
San Leon Elementary	40	3		93%	11	
K.E. Little Elementary	39	2		94%	8	
Calder Road Elementary	42	0		100%	8	
Silbernagel Elementary	43	0		100%	8	
Alternative Campuses	25	2		92%	12	
District Total	906	23		97%	10	

Non-certified teachers are working towards certification

Recommendation: Information Only
Action Item: _____ Yes No

**DICKINSON INDEPENDENT SCHOOL DISTRICT
AGENDA DOCUMENT**

Meeting Date: November 4, 2024

Item Title: 2024-2025 Grants Report

Agenda Item: Jaime Williams

Background Information:

Attached is the 2024-2025 Grants report.

Recommendation:

Information only

Action Item: _____ Yes No

DISD 2024-2025 Grants Report

	2023-24	2024-25
<i>Career and Technology</i>		
Carl Perkins Vocational Education Grant	\$141,287	\$131,551
<i>ESSA (Every Student Succeeds Act)</i>		
ESSA Title I, Part A (Improving Basic Programs)	\$2,719,686	\$2,725,766
ESSA Title II, Part A (Supporting Effective Instruction)	\$483,742	\$441,505
ESSA Title III, Part A (Academic Achievement for LEP & Immigrant Students)	\$213,193	\$220,825
Title IV, Part A (Student Support & Academic Enrichment)	\$203,203	\$200,968
<i>Special Programs</i>		
IDEA Part B-Formula	\$2,059,266	\$2,204,845
IDEA Part B-Preschool	\$28,036	\$29,243

Evaluation Statement:

DISD students, teachers, and the community greatly benefit from the additional programs provided by our current grant funds. DISD will continue to seek out grants that fit and supplement the district's programs/ goals/vision. Special attention is always given to assuring that deadlines are met and funds available are spent according to grant applications. As new grant opportunities are found, special attention on acquiring input and discussion will be sought from appropriate personnel.

DICKINSON INDEPENDENT SCHOOL DISTRICT
BOARD AGENDA DOCUMENT

Meeting Date: November 4, 2024

Item Title: Energy Conservation Report

Agenda Item: Ryan Boone and Jeff Pulkinen

Background Information:

Energy Conservation Report attached.

Recommendation:

Information only

Action Item: _____ Yes _____ No

Dickinson ISD Energy Conservation Program Report 2023-2024

Prepared by Jeff Pulkinen

Background Information

The DISD Energy Program began on June 1, 2011 when we signed a contract with Cenergistic. Cenergistic provided training and guidance to our district and helped us to implement a thorough and complete energy management program. The original contract was in effect for four years (October 2011 – September 2015). Although we have completed the contract with Cenergistic and are no longer required to pay fees, we still have access to some of their services. The only stipulations to continued service by Cenergistic are that Dickinson ISD continues to staff the Energy Management positions and track and submit energy billing data in the EnergyCap software.

Savings and Cost Avoidance are calculated using EnergyCap software. We established the 2010-2011 school year as the baseline year for our energy consumption. 2010-2011 was pre-energy program and is representative of how our buildings were operating before we initiated changes related to the Energy Program. All data is compared to the baseline year. Savings/Cost Avoidance takes weather, rate changes and other factors into consideration when calculating the results for our buildings.

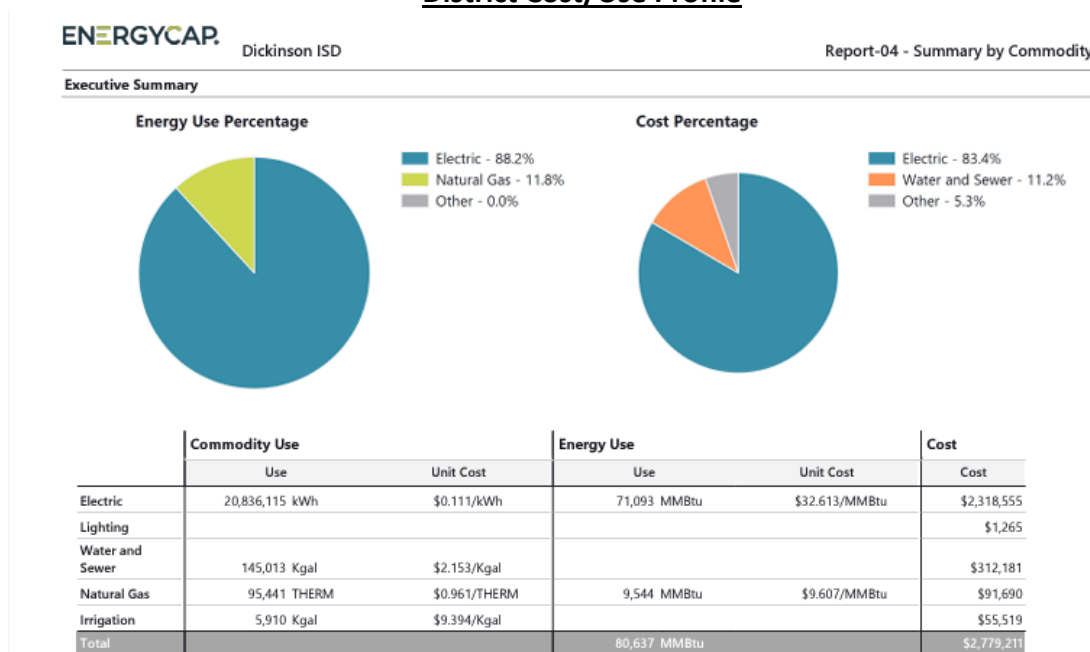
Overall Energy Program Results (June 2011 – August 2024)

- **Total Savings/Cost Avoidance = \$11,978,698**
- **Total Savings/Cost Avoidance = 29.5%**
- **Total Avoided Use = 33.1%**
- **Total Avoided/Saved Electricity Use = 88,138,411 KWH's**
- **Total Avoided/Saved Natural Gas Use = 1,368,031 THERM's**
- **Total Avoided/Saved Water Use = 147,153,000 Gallons**

Summary of 2023-2024 Fiscal Year Energy Data

Dickinson ISD continued generating energy savings during the 2023 -2024 school year. We are approaching \$12,000,000 total savings and we continue to find ways to reduce our usage and save more money.

District Cost/Use Profile



2023-2024 Data and results are detailed below.

The chart below details a breakdown of cost and use per square foot for utilities (Electricity, Water, and Natural Gas). We have drastically reduced cost per square foot for our district since we began the Energy Program. Our current electricity rate is \$0.03969 per Kwh. We locked this rate in when prices were very low, and it is valid through May 31, 2025. This electricity contract is currently shielding us from a market that is experiencing very high energy costs. We also took advantage of low electricity prices before the major price increase occurred and locked in our electricity rate from May 2025 – May of 2030 at \$0.04725 per Kwh. If we had waited to secure these rates, our pricing would have been in the high \$0.06 - \$0.08 per Kwh range. Although our electricity rate is going up, we are working very hard to reduce our cost on the demand side of our electric bills while also focusing on generating revenue by participating in the TNMP Load shed program and Score Program.

Cost and Use Data

<u>Name</u>	<u>SqFt</u>	<u>10-11</u> <u>cost/sqft</u> <u>(Pre-Energy</u> <u>Program)</u>	<u>22-23</u> <u>cost/sqft</u>	<u>23-24</u> <u>cost/sqft</u>	<u>22-23</u> <u>use/sqft</u> <u>(Kbtu/sqft)</u>	<u>23-24</u> <u>use/sqft</u> <u>(Kbtu/sqft)</u>
Softball/Tennis(DHS)	4,236	\$3.20	\$2.15	\$2.01	9.68	9.44
9 th Grade Center	75,309	N/A	\$0.89	\$0.98	20.42	22.35
Bay Colony	101,235	\$1.35	\$0.93	\$1.11	24.63	24.29
San Leon	102,700	\$1.37	\$0.94	\$0.84	29.43	26.44
Kranz JH	248,000	N/A	\$0.89	\$0.89	28.68	26.87
Dickinson JH	244,064	N/A	N/A	\$1.10	N/A	26.94
Silbernagel	96,770	\$1.81	\$1.10	\$1.07	27.79	27.09
Lobit Village	219,000	N/A	\$0.90	\$0.87	27.76	27.91
ESC	59,376	\$1.56 (2011-12)	\$1.05	\$1.11	27.99	28.05
KE Little	92,595	\$1.52	\$0.94	\$0.85	32.16	28.81
Calder Rd	103,073	\$1.41	\$1.22	\$1.17	31.45	29.18
Baseball/AG(DHS)	22,594	\$3.66	\$3.60	\$2.88	47.14	30.2
McAdams	230,000	\$1.64	\$1.02	\$0.96	34.07	30.78
DHS	327,252 (10-11) 512,252 (13-14)	\$1.63	\$1.02	\$1.01	33.02	31.52
Dunbar	112,860	\$1.68	\$0.93	\$0.93	33.42	32.08
Hughes Rd	94,260	\$1.58	\$1.29	\$1.30	33.97	34.68
Barber	110,401	\$1.86	\$1.05	\$1.10	37.17	35.13
Gator Academy	4,000	N/A	\$1.78	\$1.90	37.75	36.25
DAC/Technology	29,740	\$1.08 (2012-13)	\$1.12	\$1.29	37.79	41.42
Stadium	12,995	\$6.66	\$1.92	\$2.04	42.35	42.05
O&F	29,801	\$2.10	\$1.03	\$1.09	37.21	43.37
Transportation/CNS	32,200	\$1.60 (2011-12)	\$1.21	\$1.41	44.35	43.7
Field House	47,788	\$1.72	\$1.40	\$1.47	45.24	49.3
Average		Cost = \$1.62 Use = 50.9 kbtu/sqft	\$1.04	\$1.03	31.5	30.06

Fiscal Year 2032-2024 Results

(This data was calculated comparing our 2023-2024 data with our Baseline year 2010-2011)

- Total Savings/Cost Avoidance = \$953,218
- Total Savings/Cost Avoidance = 27.5%
- Total Avoided/Saved Electricity Use = 7,182,366 KWH's
- Total Avoided/Saved Natural Gas Use = 129,769 THERM's
- Total Avoided/Saved Water Use = 10,991,000 Gallons

**We saved enough energy during the 2023-2024 school year to power approximately 513 houses in Dickinson for 1 Year.

***We saved enough water to fill 17 Olympic sized swimming pools.

The following data details our consumption avoidance (units of energy we did not need to use) for each energy type we consume.

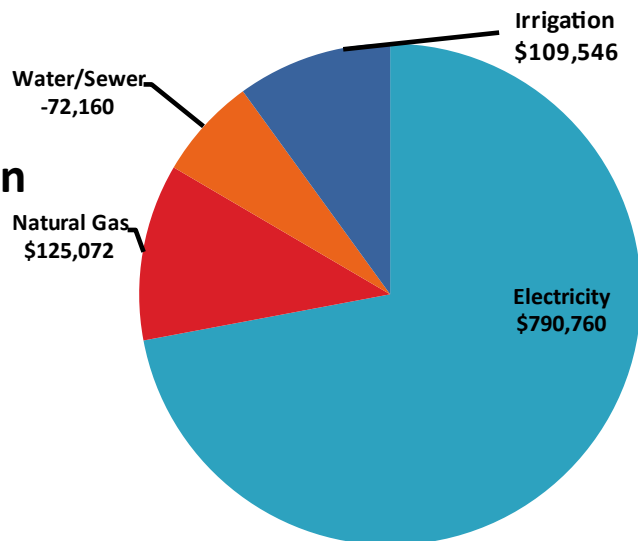
Total Savings by Utility Type

Fiscal Year 2023 - 2024

Energy Savings FY 23-24

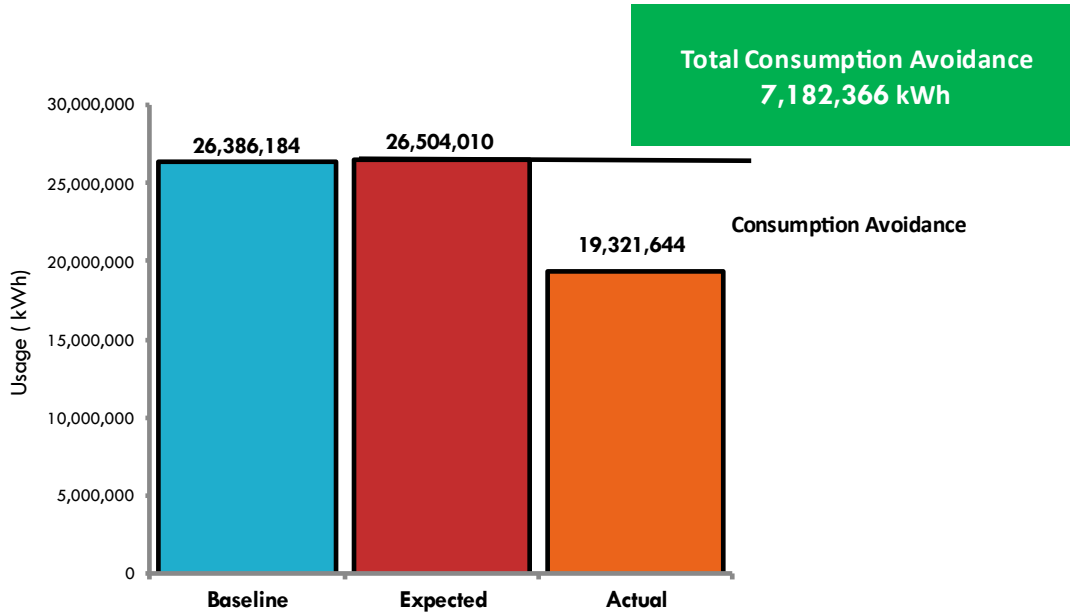
\$953,218

27.5% Energy Reduction



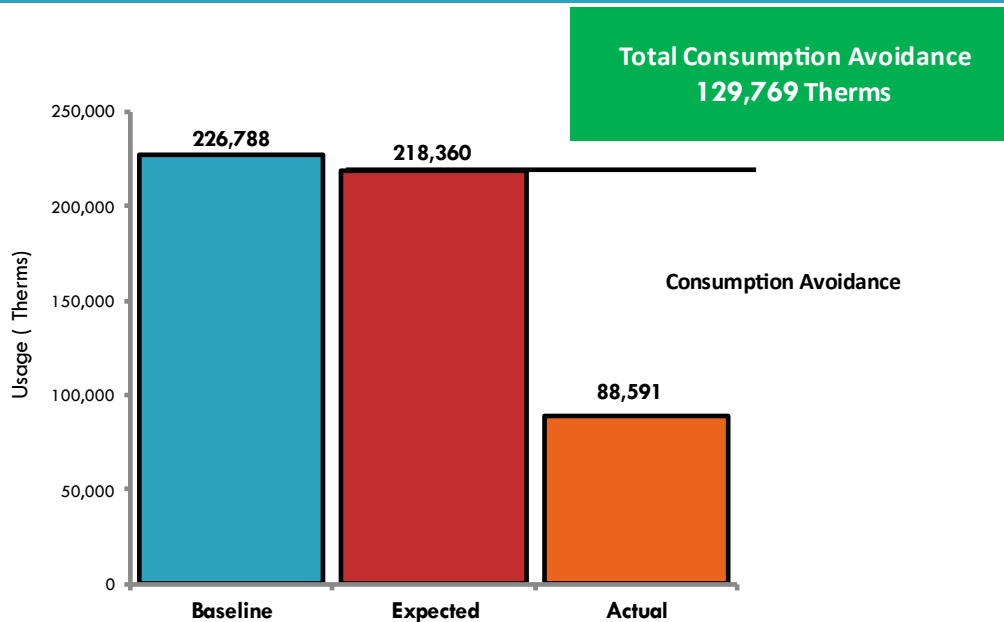
Electric Comparison

FY 2023-2024



Natural Gas Comparison

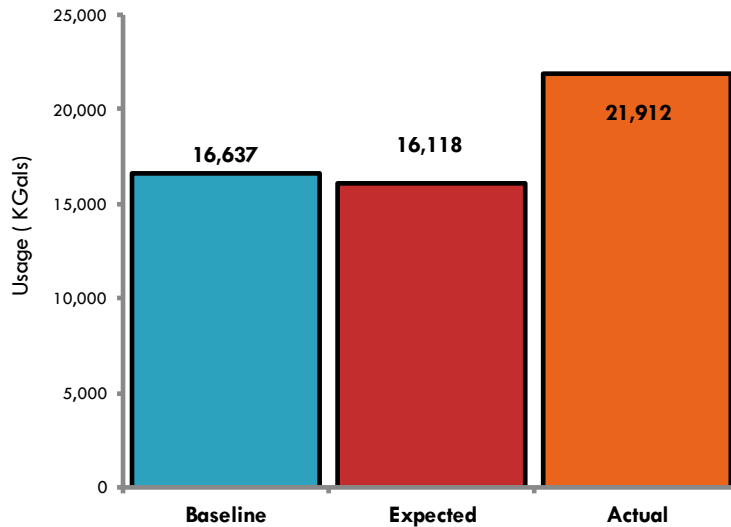
FY 2023-2024



Water/Sewer Comparison

FY 2023-2024

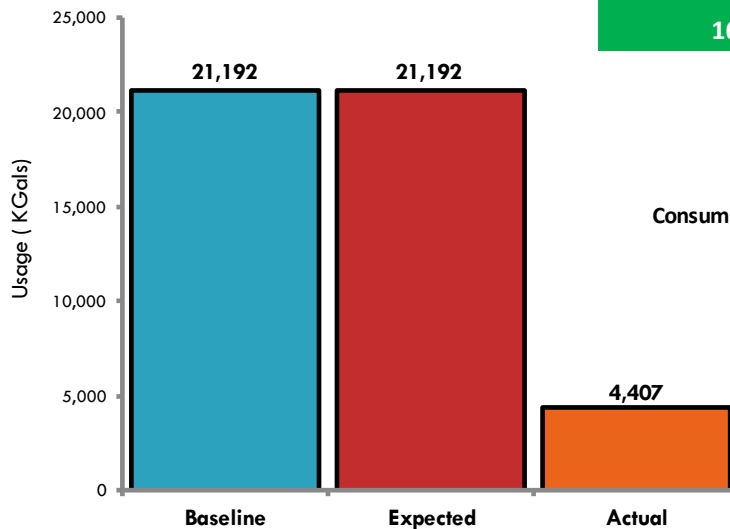
Total Consumption Avoidance
(5,794) Kgals
or
(5,794,000) gallons



Irrigation

FY 2023-2024

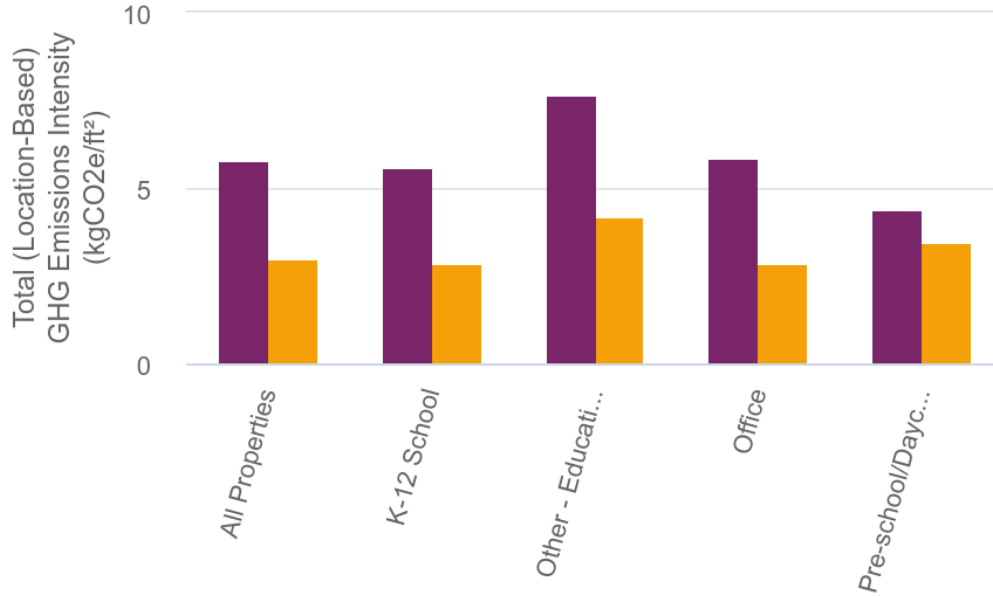
Total Consumption Avoidance
16,785 Kgals
Or
16,785,000 gallons



Environmental Benefits

Total (Location-Based) GHG Emissions Intensity by Property Type

[Select Types](#)



- Baseline Total (Location-Based) GHG Emissions Intensity
- Current Total (Location-Based) GHG Emissions Intensity

(Purple column is national baseline score. Yellow column is Dickinson ISD data)



Conclusion

- Energy Conservation continues to be a normal part of our day in Dickinson ISD. We have achieved success in creating a culture where wise energy efficient decisions help us provide a better learning environment for our children, all while costing us the least amount possible.
- We must continue nurturing this type of environment in all our buildings throughout the district. This is very important as we add new employees to the district. It is essential that we introduce these individuals to our way of conserving energy and controlling cost by keeping the Energy Program fresh on everyone's mind.
- It is very important for us to continue practicing the industry leading best practices that have brought us to this point. Practicing this type of behavior each day will allow us to maintain the level of success we have achieved as well as lead us to an even brighter future.
- Water Conservation is an area of concern for most school districts throughout the state. Water prices have continued to rise, and this trend is forecasted to continue. As we continue to see increased enrollment our water use will naturally trend higher. We will continue to focus on finding leaks and malfunctioning equipment as quickly as possible so we can use the minimum amount of water necessary to operate our district. We have recently made use of a leak alert feature the Dickinson WCID#1 has offered to us. This is a free service that has already alerted us to several leaks. Finding these leaks faster will allow us to respond almost immediately thus saving valuable dollars.
- Dickinson ISD's future is very bright. A strong Energy Program guarantees that we spend the least amount on utilities so that more will be available for use in our classrooms and for our students. Behind the scenes, we will continue to optimize building performance while also focusing on wise energy smart decisions in our new construction and energy procurement.
- Electricity charges are our highest utility cost. These charges are broken down by Kwh usage charge and Demand (passthrough charges). We are continuing to focus on Kwh and Demand Reduction. During this past school year, we continued to use the strategies listed below.
 - A demand control dashboard was heavily utilized in both of our BAS systems. June, July, August, and September require us to watch each days ERCOT Power Grid load very closely and implement load shedding when the grid is near or at its peak level for the month. This has allowed us to reduce our KW demand for Summer 4CP charges and we avoided over \$177,165 in additional charges on the demand side of our bills.
 - This dashboard also allowed us to participate in TNMP's Summer and Winter Load Shed programs during the 23-24 school year. The district received two checks totaling \$82,490 in load shed incentive payments.
- Building Energy Star Scores have been positively affected by all the hard work our district team has put in daily. Dickinson ISD has an average Energy Star Score of 88 out of 100. The National Average Energy Star score is 68. We are very excited to be operating in such an efficient manner. Our students and staff reap these rewards each day.
- It is very important to remember that the Energy Program is successful due to the support and participation of all our Dickinson ISD staff, students, and patrons. Thanks to our Dickinson ISD family, for all that you do each day to successfully educate and care for our children. Each one of our departments throughout our district has done an excellent job helping to conserve energy and save money.
- Our focus in leading the charge for energy efficiency, coupled with the hard work and dedication of our staff and students, creates a formula that will yield years of energy savings for our district. Thank you for allowing us the opportunity to implement a program that has saved millions and will save millions of dollars more for our school district.

**DICKINSON INDEPENDENT SCHOOL DISTRICT
AGENDA DOCUMENT**

Meeting Date: November 4, 2024

Item Title: Food & Nutrition Services Annual Report

Agenda Item: Ryan Boone, Laura Peck

Background Information:

Attached is the FNS annual report.

Recommendation:

Information only

Action Item: _____ Yes No

DICKINSON ISD

FOOD & NUTRITION SERVICES



2023-2024 BOARD REPORT

OPERATIONS

For the 2023-2024 school year, breakfast remained free for all students through the Universal Free Breakfast provision, regardless of household income. However, lunch meals were paid for by students who did not qualify for free or reduced-price meal benefits.

Dickinson ISD implemented a new charge policy for the 2023-2024 school year to reduce student meal debt. The new policy was very successful, decreasing student meal debt by over \$26,000 from the previous school year. The total student debt for the 2023-2024 school year was \$1,839 and that was covered by funds in the Feed All Kids account, which is supported by donations made to the account by parents, students, and other entities.

In April 2024, the Food and Nutrition Services department underwent an Administrative and Procurement Review conducted by TDA. These reviews are conducted every five years to ensure that child nutrition departments comply with all USDA and TDA regulations.

The Food and Nutrition Services department continues to face challenges with staffing in our cafeterias. We are actively seeking qualified candidates to fill numerous open positions within our department.

STAFF CHANGES

The Food and Nutrition Services department welcomed one new staff member, and one current staff member received a promotion and change in her title and responsibilities.

Rashonda Davis
Operations Supervisor for Secondary Schools

Alexandria Nava
Manager - K.E. Little Elementary School



2023-2024 ANNUAL REPORT

Valuable Numbers

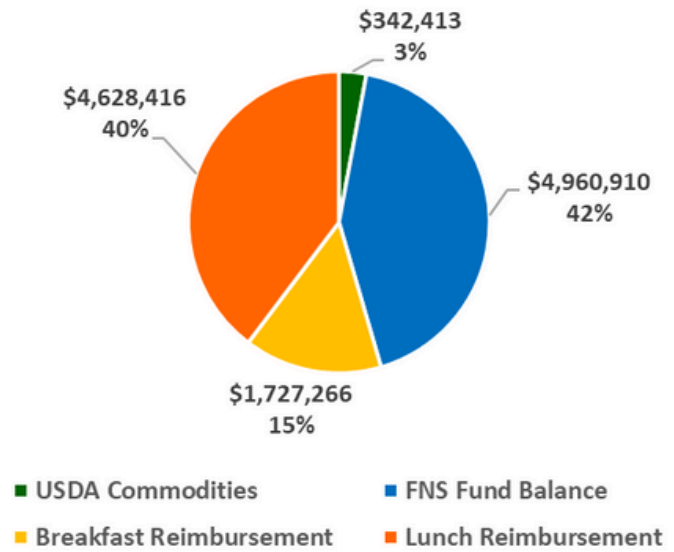
USDA Commodities: \$342,413

FNS Fund Balance: \$4,960,910

Breakfast Reimbursement: \$1,727,266

Lunch Reimbursement: \$4,628,416

VALUABLE DEPARTMENT NUMBERS

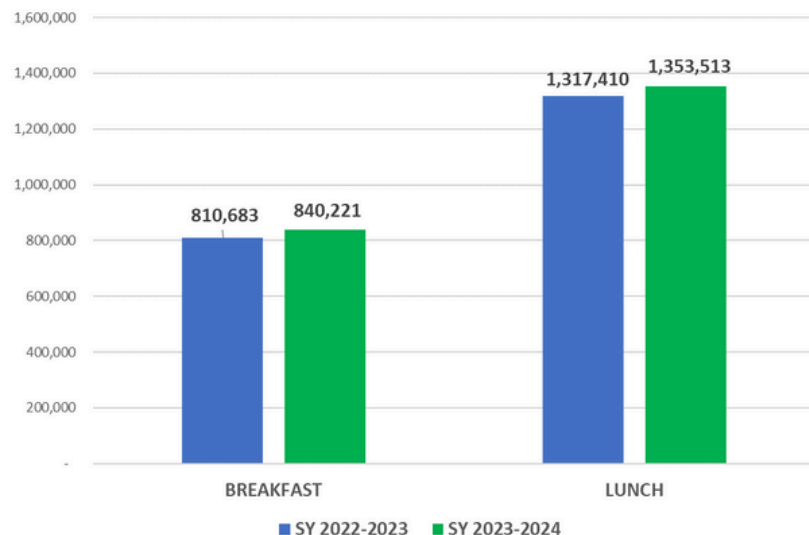


NUMBER OF MEALS SERVED

School Year 2023 - 2024

1,353,513 LUNCHES
840,221 BREAKFASTS

DICKINSON ISD MEALS SERVED





PROFESSIONAL DEVELOPMENT AND TRAINING

Laura Peck, Director, attended the TDA MegaCon conference in May 2024.

Melissa Martino, Training Manager, attended the following conferences:

- Region 4 Food Safety HACCP workshop in March 2024.
- Institute Child Nutrition Leadership Training in June 2024.
- TASN 2024 Annual Conference in July 2024.

The conferences provided our office staff with valuable training sessions and updates on key TDA changes for the 2024-2025 program year.

August 2024 - Back to School In-Service Training

Our theme for the 2024-2025 school year is "**FNS: A Building Block to Student Success in Gator Nation.**" All Food and Nutrition Services (FNS) staff are required to complete at least eight hours of professional development training annually. Throughout the school year, our office staff and managers lead various courses to enhance our team's knowledge in a wide range of topics related to the operation of our program.

PROJECTS

Lobit Middle School Serving line

A serving line at Lobit Middle school was remodeled to serve students more efficiently.

Dickinson High School Kitchen Remodel

The serving lines at Dickinson High School will be renovated in the main building dining hall to better accommodate serving the students. The renovation will allow for meals to be served directly to students from a serving line rather than packaging hot meals. This will increase the quality of the food served and allow more flexibility in serving different menu items throughout the school year.

McAdams High School Kitchen Remodel

McAdams Junior High School service lines need to be reconfigured to be more efficient for serving students.

FNS Test Kitchen Remodel

The test kitchen in the Food and Nutrition Services building needs a new walk-in cooler and a serving line installed to efficiently serve meals during training and meetings.



AWARDS & RECOGNITIONS


2023 Farm Fresh Challenge

The Texas Department of Agriculture recognized Dickinson ISD for demonstrating leadership in serving local foods in their school cafeterias, connecting young Texans with Texas agriculture, and promoting good nutrition using social media.



USDA Turnip the Beet Silver Award

The Texas Department of Agriculture recognized Dickinson ISD for serving high-quality summer meals with fruits, vegetables, and whole grains to help ensure Texas children have the nutrition they need to thrive all year long.



**DICKINSON INDEPENDENT SCHOOL DISTRICT
AGENDA DOCUMENT**

Meeting Date: November 4, 2024

Item Title: Facility Services Report

Agenda Item: Ryan Boone, Jimmy Anderson

Background Information:

The Facility Services report is attached for your review.

Recommendation:

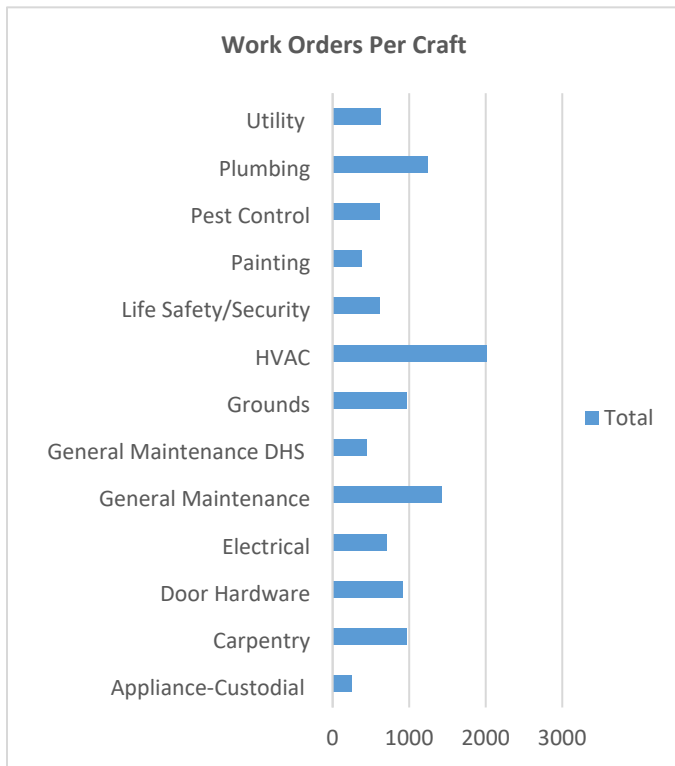
Information only

Action Item: _____ Yes No

**Dickinson Independent School District
Facility Services Department
Report to the Board of Trustees
November 4, 2024**

Facility Services uses a computerized maintenance management to track employee labor hours, material cost, inventory and district facility rental cost. Work orders are generated and assigned to specific trades to perform the requested maintenance or repairs needed at district facilities. Work orders are classified in one of the three categories: General Maintenance, Preventative Maintenance, or Vandalism.

In the last year a total of 11,189 work orders were assigned to the category of general maintenance. A total of 1741 work orders were generated to perform scheduled preventative maintenance. While 175 work orders were required to address vandalism to district facilities. The cost of repairs to district facilities as a result of vandalism was \$24,298.06. Cost for general and preventative maintenance work orders is listed by facility in the chart below.



District Maintenance Cost			
Facility	Completed Work Orders	Total Work Orders	Total Costs
BCES	378	427	61,844.74
CRES	395	435	63,394.25
DCC/DALC	159	179	44,356.90
DHS/9 TH /AG	1691	1993	321,143.49
DJHS	495	571	70,899.20
DMS	494	546	81,596.01
ESC	349	381	44,765.84
FNS	50	59	11,081.99
GATOR AC.	101	107	11,262.14
HRES	486	542	82,417.59
J&S BMS	467	524	71,846.16
KELES/Annex	522	604	95,209.04
KJHS	628	693	94,741.16
LEV	909	1025	113,909.00
MJHS	922	1053	166,455.68
FAC SERV	40	93	91,032.71
SES	382	431	86,716.33
SLES	361	429	64,835.92
SVS/Athletic Complex	519	595	151,903.04
TECH	125	150	30,638.17
TRAN	317	345	57,692.64
TOTAL	9790	11189	1,817,742.00

Year to Year Comparisons			
	2022	2023	2024
Total Work Orders	8902	11583	11189
Total Completed Work Orders	8388	10346	9790
Completion Rate	94%	90%	88%
Total Costs to DISD	\$1,526,743.34	\$2,129,482.77	\$1,817,742.00

The current “skilled labor gap” has created an ongoing challenge in finding qualified skilled trades workers to fill vacant positions. Positions currently open within the department are: Door Hardware Technician, Painter Apprentice, Grounds Worker (5), HVAC Technician, Electrical Apprentice, Carpenter, and Utility worker. Additional staff positions are needed to maintain newly constructed districts facilities and future facilities that are currently under construction.

Training of maintenance and custodial employees is a priority. Employees attend seminars, webinars, workshops, and manufacturer’s classes related to their specific craft or job assignment. The State of Texas requires yearly training of license holders in the areas of HVAC, plumbing, electrical, pest control, asbestos, and irrigation.

DICKINSON INDEPENDENT SCHOOL DISTRICT
BOARD AGENDA DOCUMENT

Meeting Date: November 4, 2024

Item Title: Technology Report

Agenda Item: Ryan Boone and Caroline Lightfoot

Background Information:

Report attached.

Recommendation:

Information only

Action Item: _____ Yes _____ No

2023 - 2024

**Technology
Department
School Board
Report**

DICKINSON
INDEPENDENT SCHOOL DISTRICT

Report Prepared by:



Caroline Lightfoot
Executive Director of
Technology



Matt McCarthy
Systems Coordinator



Coy Powers
Desktop Support
Manager



Jennifer Rushing
Technology
Integration Coordinator



Charles Quilter
Network Manager



**Jonathan
Hysquierdo**
Physical Security &
Access Control Manager

Department Highlights

The Dickinson ISD Technology Department has made significant strides in enhancing district-wide technology infrastructure and support. Key achievements include:

- Implementing robust cybersecurity measures, preparing for a smooth transition to Windows 11, and upgrading network infrastructure
- Enhancing campus safety with panic button systems and access control measures
- Providing comprehensive technical support to teachers and staff, including professional development and troubleshooting
- Facilitating and collaborating on digital learning initiatives through the adoption of new resources

The department's leadership, including Executive Director Caroline Lightfoot, who was recently named an Innovative Technology Leader by Tech. & Learning Magazine, is committed to driving innovation and ensuring that technology empowers students and staff.

Systems

Our Systems Coordinator manages critical district data systems like our Employee Management System, Finance Plus, our gradebook, Skyward, and our Single Sign On platform, ClassLink. He ensures a smooth information flow between these systems and other areas, and supports all departments in the district. New initiatives this year include:

- **Automation:** Increased efficiency and accuracy through automation
- **Upgrades:** Finance Plus upgrades
- **Rostering Management:** ensures teachers and students have accounts for district applications, including newly adopted Science materials
- **Transportation:** Collaboration with team members on new building technologies

Hardware

The department has substantially improved end user support services.

- **Printers:** All copiers were upgraded this summer to new versions
- **Windows 11:** We are rolling out our first Windows 11 images to staff, starting with DHS Teachers in November
- **Chromebooks:** Thanks to our new Student Device Agreement, damages and replacements have dramatically reduced
- **New Help Desk Schedule:** our answer/response time has benefitted from extra help, and our department members take ownership knowing the breadth of issues we address
- **Additional Support at DHS:** Jon Harper joined our team this summer, and now, our teachers and staff have greatly improved response and resolution times

Technology Integration

Our Technology Integration Coordinator has been instrumental in supporting the district's educational initiatives. Great work and collaboration has been done in the following areas:

- **Educational Platform Support:** Provided training and support for Schoology, our Learning Management System (LMS) and other instructional applications
- **Project Collaboration:** Key contributor in projects like Windows 11 transition and laptop deployment
- **Compliance Training:** Facilitated our move to new compliance training system, Vector Solutions
- **Support:** Provided valuable technical support through Q & A sessions within our department and serves as point of contact to Campus Technology Liaisons

Network

Our Network Manager and team have taken steps to improve our network infrastructure and cybersecurity measures. The manager collaborates with many departments in the district to leave us well-positioned for student learning and business continuity. Work has been done in the following areas:

- **Cybersecurity:** Conducted a cybersecurity assessment with TEA and identified a strong foundation and plan for future improvements
- **Network Infrastructure:** Plans to upgrade network switches at the high school for greater performance and stability
- **E-Rate Funding:** applied for additional E-Rate funding as part of a Pilot Program for added security measures
- **Windows 11 Transition:** Collaborated with hardware team on network settings to ensure seamless end user experience
- **New School Infrastructure:** Works with architects and design team so new buildings have cutting-edge network infrastructure

Physical Security

Our Physical Security and Access Control Manager, working in conjunction with our networking team, plays a key role in keeping our systems operational and our students safe.

- **Comprehensive Surveillance:** Manages over 2,500 camera lenses to provide coverage of all campuses
- **Access Control:** Maintains a robust access control system with over 350 controlled doors to prohibit uninvited guests
- **Emergency Response:** Led our team in integrating a panic button with access control system to enable immediate lockdowns and alerts

DICKINSON INDEPENDENT SCHOOL DISTRICT
BOARD AGENDA DOCUMENT

Meeting Date: November 4, 2024
Item Title: Transportation Service Report
Agenda Item: Brian Cmaidalka/Ryan Boone

Background Information:

Attached is the annual Transportation Service Report.

Recommendation:

Information only.

2023-2024 Transportation Board Report

I. Events/Activities:

Dickinson ISD Bus Drivers did a great job transporting the public to and from the Festival of Lights. Approximately 40,600 people visited the Festival this year which is approximately 10,000 more than last year. Dickinson ISD transported over 11,700 people to and from the event which is approximately 5,700 more than transported in 2022. Festival of Lights is looking forward to working with us again next year.

I. Pertinent Statistics:

A. The Transportation Fleet consists of the following vehicles:

Transportation Fleet	
Regular Ed Buses	102
Special Need Buses	29
14 – Passenger Buses	6
Administration Vans	3
Shop Trucks	2

B. Age of fleet (buses only):

Number of School Buses by Age:

	Regular	Special	14 - Passenger
0 to 5 Years	26	8	6
6 to 10 Years	23	1	0
11 to 19 Years	53	20	0

C. The operation cost per mile, as reported to the state has increased from \$4.65 per mile to \$5.16 per mile. The cost per mile fluctuates due to changes in factors such as operating costs (i.e., fuel, bus parts), cost of new buses, and payroll adjustments.

D. For 2023 - 2024 we transported:

Regular Education averaged 6,405 students per day for an annual total of 964,305 miles.

Special Programs averaged 264 students per day for an annual total of 304,836 miles.

E. Extra-Curricular/Co-Curricular trips are other areas that the transportation department concentrates on. These trips require additional time to coordinate planning. Some of these activities associated with Extra-Curricular/Co-Curricular trips include:

- 1) coordinating and planning for the trip,
 - 2) receiving and entering trip information,
 - 3) posting the trip,
 - 4) obtaining a driver,
 - 5) covering a route for the trip driver (if needed),
 - 6) preparation of the trip buses, and
 - 7) billing of the trips.
- We transported students 54,103 miles for 2023-2024 for Extra-Curricular/Co-Curricular activities on regular buses and 1708 miles for 2023-2024 for Extra-Curricular/Co-Curricular on special needs buses.

2023-2024 Transportation Board Report

F. We currently do not have any late runs transporting students to extended learning opportunities.

II. Current Program Near and Long-Term Future:

The bus replacement schedule allows us to maintain school buses on routes for 10-12 years and then by 15 years consider retiring them from service. However, with the amount of student growth within our district we are having to utilize our buses longer than expected. The replacement schedule for buses helps decrease maintenance cost/repair. We have inspected and rated our vehicles on the condition of the body, engine, brake system, frame, steering, etc.

Condition	Reg. Rt. Buses	Special Need Buses	14 - Passenger Buses
Good	68	12	6
Fair	30	8	0
Poor	4	9	0
Retirement	1	2	0

Any buses rated poor have over 200,000 miles and are primarily used as sub/spare buses when possible. These buses are utilized when buses are in the shop, when a breakdown occurs during routes, and when the newer buses are being utilized on extra-curricular activities. Buses rated in fair condition have over 150,000 miles of service on them. The retirement buses would be stripped for parts and will be auctioned or sold for scrap metal.

**Below are the Condition Reports: Destroyed per grant requirement 261 and 262 and 2603
Special Need Buses Condition Report:**

Year	Veh #	W/C	A/C	Mileage	Type	Condition
2005	242	Yes	Yes	176,318	Special	Fair
2006	261	Yes	Yes	204,625	Special	Destroyed
2006	262	Yes	Yes	200,332	Special	Destroyed
2006	263	Yes	Yes	288,552	Special	Poor
2008	281	Yes	Yes	221,914	Special	Poor
2009	291	Yes	Yes	249,630	Special	Poor
2009	292	Yes	Yes	236,186	Special	Poor
2010	101	Yes	Yes	237,589	Special	Poor
2010	102	Yes	Yes	193,778	Special	Fair
2010	103	Yes	Yes	160,200	Special	Fair
2011	104	Yes	Yes	30,245	Special	Good
2012	121	No	Yes	202,156	Special	Poor
2012	122	No	Yes	217,161	Special	Poor
2012	123	Yes	Yes	185,445	Special	Fair
2012	124	Yes	Yes	215,781	Special	Poor
2012	125	Yes	Yes	173,301	Special	Fair
2012	126	Yes	Yes	186,012	Special	Fair

2023-2024 Transportation Board Report

2012	127	Yes	Yes	180,455	Special	Fair
2012	128	Yes	Yes	228,350	Special	Poor
2015	150	Yes	Yes	166,009	Special	Fair
2018	181	Yes	Yes	120,941	Special	Good
2018	182	Yes	Yes	102,438	Special	Good
2020	191	Yes	Yes	94,016	Special	Good
2020	192	Yes	Yes	78,635	Special	Good
2020	193	Yes	Yes	68,136	Special	Good
2022	211	Yes	Yes	64,044	Special	Good
2022	212	Yes	Yes	41,039	Special	Good
2022	213	Yes	Yes	53,707	Special	Good
2023	222	Yes	Yes	37,208	Special	Good
2025	243	Yes	Yes	On Order	Special	Good
2025	244	Yes	Yes	On Order	Special	Good

14 – Passenger Buses Condition Report: (On Order)

Year	Veh #	A/C	Mileage	Type	Condition
2025	001	Yes	On Order	14 Passenger	Good
2025	002	Yes	On Order	14 Passenger	Good
2025	003	Yes	On Order	14 Passenger	Good
2025	004	Yes	On Order	14 Passenger	Good
2025	005	Yes	On Order	14 Passenger	Good
2025	006	Yes	On Order	14 Passenger	Good

Conventional Buses Condition Report:

Year	Veh #	A/C	Mileage	Type	Condition
2006	2602	Yes	146,769	Regular	Fair
2006	2603	Yes	139,317	Regular	Destroyed
2006	2604	Yes	164,283	Regular	Fair
2006	2605	Yes	177,951	Regular	Fair
2006	2610	Yes	168,104	Regular	Fair
2006	2611	Yes	167,555	Regular	Fair
2006	2612	Yes	182,116	Regular	Fair
2006	2614	Yes	186,744	Regular	Fair
2008	2801	Yes	194,780	Regular	Fair
2008	2802	Yes	179,049	Regular	Fair
2008	2803	Yes	184,170	Regular	Fair
2008	2804	Yes	174,648	Regular	Fair
2009	2901	Yes	188,479	Regular	Fair
2009	2902	Yes	187,059	Regular	Fair
2009	2903	Yes	181,976	Regular	Fair

2023-2024 Transportation Board Report

2009	2904	Yes	194,817	Regular	Fair
2009	2905	Yes	204,545	Regular	Poor
2009	2906	Yes	184,850	Regular	Fair
2009	2907	Yes	166,438	Regular	Fair
2009	2908	Yes	185,033	Regular	Fair
2009	2909	Yes	217,081	Regular	Poor
2009	2910	Yes	196,851	Regular	Fair
2009	2911	Yes	176,120	Regular	Fair
2009	2912	Yes	167,101	Regular	Fair
2010	1001	Yes	202,903	Regular	Poor
2010	1002	Yes	192,396	Regular	Fair
2010	1003	Yes	179,846	Regular	Fair
2010	1004	Yes	193,696	Regular	Fair
2010	1005	Yes	176,130	Regular	Fair
2010	1006	Yes	209,050	Regular	Poor
2010	1007	Yes	162,154	Regular	Fair
2010	1008	Yes	112,858	Regular	Good
2010	1009	Yes	166,765	Regular	Fair
2010	1010	Yes	170,494	Regular	Fair
2010	1011	Yes	145,282	Regular	Good
2012	1202	Yes	141,526	Regular	Good
2012	1203	Yes	124,902	Regular	Good
2012	1204	Yes	129,175	Regular	Good
2012	1205	Yes	127,425	Regular	Good
2012	1206	Yes	120,898	Regular	Good
2012	1207	Yes	142,543	Regular	Good
2012	1208	Yes	141,016	Regular	Good
2012	1209	Yes	129,258	Regular	Good
2012	1210	Yes	137,531	Regular	Good
2012	1211	Yes	127,917	Regular	Good
2012	1212	Yes	152,758	Regular	Fair
2012	1213	Yes	144,488	Regular	Good
2012	1214	Yes	153,255	Regular	Fair
2012	1215	Yes	149,363	Regular	Good
2012	1216	Yes	125,034	Regular	Good
2012	1217	Yes	140,345	Regular	Good
2012	1218	Yes	149,677	Regular	Good
2013	1301	Yes	134,635	Regular	Good
2013	1302	Yes	147,304	Regular	Good
2014	1401	Yes	126,384	Regular	Good
2015	1501	Yes	121,142	Regular	Good
2015	1502	Yes	136,737	Regular	Good

2023-2024 Transportation Board Report

2015	1503	Yes	133,890	Regular	Good
2015	1504	Yes	100,302	Regular	Good
2016	1601	Yes	92,401	Regular	Good
2016	1602	Yes	101,266	Regular	Good
2016	1603	Yes	102,806	Regular	Good
2016	1604	Yes	81,990	Regular	Good
2016	1605	Yes	97,478	Regular	Good
2017	1701	Yes	87,409	Regular	Good
2017	1703	Yes	117,031	Regular	Good
2017	1704	Yes	89,968	Regular	Good
2017	1705	Yes	89,441	Regular	Good
2018	1801	Yes	83,565	Regular	Good
2018	1802	Yes	79,021	Regular	Good
2018	1803	Yes	89,228	Regular	Good
2018	1804	Yes	92,770	Regular	Good
2018	1805	Yes	73,149	Regular	Good
2018	1806	Yes	122,351	Regular	Good
2018	1807	Yes	97,525	Regular	Good
2018	1808	Yes	111,556	Regular	Good
2018	1809	Yes	75,141	Regular	Good
2020	1901	Yes	50,052	Regular	Good
2020	1902	Yes	48,142	Regular	Good
2021	2001	Yes	64,227	Regular	Good
2021	2002	Yes	54,993	Regular	Good
2021	2003	Yes	45,528	Regular	Good
2021	2004	Yes	54,492	Regular	Good
2021	2005	Yes	43,983	Regular	Good
2021	2006	Yes	42,096	Regular	Good
2021	2007	Yes	47,189	Regular	Good
2021	2008	Yes	49,012	Regular	Good
2021	2009	Yes	48,661	Regular	Good
2021	2010	Yes	51,283	Regular	Good
2022	2101	Yes	44,911	Regular	Good
2022	2102	Yes	44,430	Regular	Good
2023	2201	Yes	18,363	Regular	Good
2023	2202	Yes	25,235	Regular	Good
2023	2203	Yes	20,895	Regular	Good
2023	2204	Yes	24,549	Regular	Good
2024	2301	Yes	14,939	Regular	Good
2024	2302	Yes	12,140	Regular	Good
2024	2303	Yes	11,746	Regular	Good
2024	2304	Yes	7,554	Regular	Good

2023-2024 Transportation Board Report

2024	2305	Yes	9,143	Regular	Good
2025	2401	Yes	On Order	Regular	Good
2025	2402	Yes	On Order	Regular	Good
2025	2403	Yes	On Order	Regular	Good

Remaining Transportation Fleet Condition:

Year	Veh #	Mileage	Type	Condition
2007	26	112,002	Psngr. Van	Fair
2007	27	101,816	Psngr. Van	Fair
2008	28	37,120	Shop Truck	Good
2008	29	51,096	Shop Truck	Good
2021	30	32,462	Transit	Good

Our department also services and maintains the Operations/Maintenance fleet, Athletics, Ag, Band, Child Nutrition, Technology, and Police, which include:

- Operations and Facilities – 39 Vehicles
- Operations and Facilities – 19 Trailers
- Operations and Facilities – 3 Off Road Vehicles
- Athletic Department – 3 Off Road Vehicles
- Dickinson High School – 2 Off Road Vehicle
- Ag Department – 1 Vehicle, 3 Trailers
- Band – 2 Trailers
- Child Nutrition – 6 Vehicles
- Technology – 9 Vehicles
- Police Vehicles – 13 Vehicles
- Transportation – 5 Vehicles
- Transportation – 3 Off Road Vehicles
- Transportation – 1 Trailer

III. Fiscal Impact:

- A. Five buses were ordered during the 2023-2024 school year and the three regular buses are expected to be delivered by December 2024 and the two special needs buses by February 2024. The three Diesel powered regular buses purchased each cost approximately 138,000.00 and the two Diesel powered special needs buses purchased each cost approximately 143,000.00. In addition, six 14-passenger school buses were purchased for \$110,428.00 each and the delivery date is unknown at this time. To continue to be able to accommodate student growth, and replacement schedule we need to purchase an average of five buses annually. With the prices of new buses increasing yearly a minimum budget allocation of \$750,000.00 will be required.
- B. The cost of Diesel, Gasoline and Propane compared to prices last year is as follows. At the beginning of June 2024, fuel cost was \$2.53 per gallon versus \$2.44 per gallon in June 2023 for diesel, \$2.35 versus \$2.42 for gasoline, and \$0.89 versus \$0.73per gallon

2023-2024 Transportation Board Report

for propane. At the beginning of October 2024, the cost for diesel was \$2.33 per gallon versus \$3.33 per gallon in October 2023, gasoline was \$2.17 versus \$2.58 and propane was \$0.85 versus \$0.93. No one can predict what the cost will be next month, six months, or a year from now. We are going to have to budget fuel expenditures on what we think it will cost us based on past trends. The federal alternative fuel tax credit has been reinstated until year 2024. This fuel credit allows Dickinson ISD to be credited \$0.50 per gallon of propane purchased.

- C. This year one additional vehicle for Technology, two for Operations, and two Police units for our Resource Officers were purchased. The Resource Officers also received three additional Police units donated by the Galveston County Sheriff's Office. The cost of parts for maintenance or repairs is billed to the responsible department.

**DICKINSON INDEPENDENT SCHOOL DISTRICT
BOARD AGENDA DOCUMENT**

Meeting Date: November 4, 2024
Item Title: GCAD Board of Directors – Voting on Candidates
Agenda Item: Carla Voelkel

Background Information:

Galveston County Superintendents have discussed how to optimize school district votes to ensure that the interests of local districts are represented.

Attached is a Ballot Resolution and Ballot to cast votes for candidate(s) to serve on the 2025-2026 Galveston Central Appraisal District Board of Directors. The resolution and ballot must be returned before December 15, 2024.

Recommendation:

The Superintendent recommends that Dickinson ISD place 430 votes on Donald Gartman.

Action Item: Yes No

Motion made by _____ **seconded by** _____ **vote** _____



Chief Appraiser, Krystal L. McKinney RPA, CCA

October 17, 2024

To All Presiding Officers
CC: City Secretaries, ISD & College Board Presidents:

To whom it may concern,

Enclosed is the ballot for the selection of (5) five appointed Galveston Central Appraisal District directors. Also attached is a copy of the vote allocation and a resolution form for your convenience.

All votes may be cast for (1) one candidate or distributed among the candidates listed on the ballot. Please comply with the following:

- ◆ The votes must be cast by written resolution.
- ◆ A copy of the resolution must accompany the completed ballot.
- ◆ Return the completed ballot and resolution **before *December 15th, 2024***.

You will be notified of the results as soon as the returned ballots are summarized. If you have any questions, please feel free to call me.

Sincerely,

A handwritten signature in black ink, appearing to read "Krystal L. McKinney".

Krystal L. McKinney
Chief Appraiser

KLM:ldff

*Ballot & Resolutions enclosed in Presiding Officers or Superintendent letters



9850 Emmett F. Lowry Expressway, Suite A
Texas City, Texas 77591

Phone: (409) 935 - 1980
Fax: (409) 935 - 4319

Chief Appraiser, Krystal L. McKinney RPA, CCA

2025

Board of Directors Election

BALLOT

Number of Votes Taxing Unit is Eligible to Cast: (# of Votes)	Voting Unit: Dickinson ISD
--	--

CANDIDATES	VOTES
Brast, Scott	
Collins, Robin	
Doyle, Matt	
Farmer, Thomas E.	
Gartman, Donald	430
Johnson, Cheryl E.	
Tressler, Chad	
Walker, Patricia	

- ◆ RESOLUTION MUST BE ATTACHED TO THIS BALLOT
- ◆ DEADLINE: *before December 15th, 2024*

A RESOLUTION OF

Dickinson ISD

VOTING IN THE ELECTION OF MEMBERS OF THE BOARD OF DIRECTORS
OF THE
GALVESTON CENTRAL APPRAISAL DISTRICT
2025

RESOLUTION No. _____

WHEREAS, this is selection year for the Board of Directors of the Galveston Central Appraisal District; and

WHEREAS, the Board of Directors consists of nine total members including five appointed members who serve staggered terms, beginning January 1, 2025, in addition there are three elected members, and the Tax-Assessor Collector is an ex-officio member.

WHEREAS, The Dickinson ISD is a voting unit entitled to vote for up to five candidates from a ballot submitted by the Galveston Central Appraisal District, if so desired.

NOW THEREFORE, BE IT RESOLVED BY THE PRESIDING BODY OF THIS VOTING UNIT, THAT:

The number of votes cast for the candidate(s), as exhibited in the attached ballot, is submitted by the Dickinson ISD to the Galveston Central Appraisal District.

PASSED AND APPROVED by Dickinson ISD This 4 day of November , 2024.

ATTEST:

Presiding Officer
Corey Magliolo, Board President

Veanna Veasey, Board Secretary

2025 BOD Election Voting Allocation Sheet

ENTITIES	2023 Levy	Levy/TTL Levy	1,000	x5	Total of Votes
Galveston ISD	\$110,913,591	12.895%	128.95187	644.75935	645
Dickinson ISD	\$73,910,645	8.593%	85.931	429.655	430
Friendswood ISD	\$47,084,457.58	5.474%	54.741973	273.70987	275
High Island ISD	\$3,828,532	0.445%	4.45118	22.2559	22
Hitchcock ISD	\$13,964,370	1.624%	16.235446	81.17723	81
Clear Creek ISD	\$99,798,137.42	11.603%	116.02867	580.14335	580
Santa Fe ISD	\$21,225,358.00	2.468%	24.677315	123.38657	123
Texas City ISD	\$74,299,295.40	8.638%	86.382858	431.91429	432
City of Galveston	\$47,097,779	5.476%	54.757461	273.78731	275
City of Texas City	\$38,112,721	4.431%	44.311131	221.55565	221
City of La Marque	\$7,574,375	0.881%	8.806223	44.031115	45
City of Hitchcock	\$3,730,921	0.434%	4.3376942	21.688471	21
City of Jamaica Beach	\$965,438	0.112%	1.1224507	5.6122534	5
City of Dickinson	\$6,375,286	0.741%	7.4121218	37.060609	35
City of Friendswood	\$21,226,345	2.468%	24.678462	123.39231	123
City of Kemah	\$1,049,428	0.122%	1.2201003	6.1005014	6
City of League City	\$49,805,407	5.791%	57.90544	289.5272	290
City of Santa Fe	\$3,206,927	0.373%	3.7284811	18.642406	19
Village of Tiki Island	\$2,727,469	0.317%	3.1710471	15.855236	16
City of Bayou Vista	\$1,332,317	0.155%	1.5489965	7.7449827	8
Galveston County Road and Flood	\$3,823,203	0.444%	4.4449843	22.224922	22
GALVESTON COUNTY	\$161,754,342	18.806%	188.06104	940.30518	940
Galveston College	\$18,210,830	2.117%	21.172523	105.86262	106
College of the Mainland	\$48,099,019	5.592%	55.921536	279.60768	280
Total Levy Amount Voting Entities:	\$860,116,193.40	100.00%	1000	X5	5000
Formula: 2023 Voting Districts Levy/ Grand Total All Voting Levy		%	X1000	X5	equals # of Votes

Total votes to be elected: 834

**DICKINSON INDEPENDENT SCHOOL DISTRICT
BOARD AGENDA DOCUMENT**

Meeting Date: November 4, 2024

Item Title: Pedregal South Annex

Agenda Item: Dr. Rebecca Brown

Background Information:

Kevin Holland from Cervelle Homes presented information on the boundary of the Pedregal South subdivision at the October meeting, and he is requesting Dickinson ISD annex the subdivision, so all students attend DISD. This is not a unilateral process, and DISD cannot begin the process without a petition for detachment and a hearing.

Recommendation:

The floor is open for a motion.

Action Item: √ Yes No

Motion made by _____ **seconded by** _____ **vote** _____

**DICKINSON INDEPENDENT SCHOOL DISTRICT
BOARD AGENDA DOCUMENT**

Meeting Date: November 4, 2024

Item Title: Approval of Agenda Item A

Agenda Item: Dr. Rebecca Brown

Background Information:

Agenda Items:

A. Consent Agenda Items

Recommendation:

The Superintendent recommends approval of Agenda Item A.

Action Item: Yes No

Motion made by _____ **seconded by** _____ **vote** _____

DICKINSON INDEPENDENT SCHOOL DISTRICT

BOARD AGENDA DOCUMENT

Meeting Date: November 4, 2024

Item Title: Consent Agenda Items

Agenda Item: Dr. Rebecca Brown, Superintendent

Background Information:

The following items have been approved by review of the Board:

- Budget Amendments/Adjustments for October 10, 17, 24, 31, 2024
- Donation to DHS PALS-Courtney Trinidad
- Campus Fundraising Requests-DHS Swim, KJHS
- MOU Between Gulf Coast Big Brothers & Big Sisters and DISD
- Donation to BMS-Logical Innovations, Inc.
- Donation to DHS PALS-Ray Harding
- Donation to DHS PALS-Valerie Hart
- Donation to MJHS Drama-Tamantha Ramirez
- August 5, 2024 Minutes
- August 8, 2024 Minutes
- August 26, 2024 Minutes
- September 9, 2024 Minutes
- October 7, 2024 Minutes
- Donation to DHS Baseball-Gator Pride Booster Club
- Campus Fundraising Request-DHS The Beacon, DHS United for Christ, DHS PALS, DHS Girls Soccer
- Donation to MJHS Library-Carla Voelkel
- October 21, 2024 Minutes
- Approval of Proposals Received-Contracted Services 24-10-1174

Recommendation:

The Superintendent recommends the Board's ratification of the above consent items.

Action Item: Yes No

DICKINSON INDEPENDENT SCHOOL DISTRICT

EXECUTIVE BOARD AGENDA DOCUMENT

Meeting Date: November 4, 2024

Item Title: Executive Session

Agenda Item: President of the Board

The Board President will reconvene the Board to meet in Executive Session. If, during the course of the meeting covered by this Notice, the Board of Trustees should determine that a closed or executive meeting or session of the Board of Trustees is required, then such closed or executive meeting or session as authorized by **the Texas Open Meetings Act**, Texas Government Code **Section 551.001** et seq., will be held by the School Board at the date, hour, and place given in this Notice or as soon after the commencement of the meeting covered by this Notice as the School Board may conveniently meet in such closed or executive meeting or session concerning any and all purposes permitted by the Act, including but not limited to the following section(s) and purpose(s): Texas Government Code **Section 551.071** - Consultation with District's attorney regarding potential claim to be asserted by the District and concerning matters on which the attorney's duty to the District under the Texas Disciplinary Rules of Professional Conduct clearly conflicts with the Texas Open Meetings Laws; **Section 551.074** - for the purpose of considering the appointment, resignations, reassignment, evaluation, duties, discipline or dismissal of a public officer or employee or to hear complaints or charges against public officers or employees; **Section 551.082** school children; school district employees; disciplinary matter or complaint, and **Section 551.0821** for the purpose of considering a matter regarding a public school student where personally identifiable information about the student will necessarily be revealed by the deliberation.

Time To Executive Session: _____

Time Out of Executive Session: _____

DICKINSON INDEPENDENT SCHOOL DISTRICT
BOARD AGENDA DOCUMENT

Meeting Date: November 4, 2024

Item Title: Level Three Hearing Decision – Administrator complaint

Agenda Item: President Magliolo

Background Information:

Consider and take possible action in response to administrator grievance appeal.

Recommendation:

The floor is open for a motion.

Action Item: Yes No

Motion made by _____ **seconded by** _____ **vote** _____