

Regular Action Meeting  
Tuesday, March 5, 2024 6:30 PM

Education Support Center  
2218 FM 517  
Dickinson, TX 77539

## **Agenda**

1. Roll Call, Establish Quorum, Welcome Visitors
2. Pledge of Allegiance to the American and Texas Flags  
*Pledge Leader Jaylin Wilson, BMS*
3. Recognitions
  - 3.A. Big Impact Award
  - 3.B. Rodeo Coloring Contest
  - 3.C. MJHS One Act Play
  - 3.D. DJHS One Act Play
  - 3.E. KJHS One Act Play
  - 3.F. KJHS Cheer
  - 3.G. DHS VASE
  - 3.H. Texas Thespians
  - 3.I. DHS Swim
  - 3.J. DHS Girls Basketball
  - 3.K. DHS Boys Basketball
4. Public Comment: Agenda Items
5. Open Forum: Non agenda Items
6. Closed Executive Session
  - 6.A. Section 551.074 - Resignations, Retirements, New Hires
  - 6.B. Section 551.074 - Consider Appointment of Principal at KE Little Elementary
7. Action on Closed Executive Session Items
  - 7.A. Consider Approval of Resignations, Retirements, New Hires
  - 7.B. Consider Appointment of KE Little Elementary Principal
8. Written Reports
  - 8.A. Tax Report for January 2024 and Year to Date
  - 8.B. MOY mClass and MAP Testing Update
9. Accountability Resolution
10. Portable Building Ramps, Awnings, Connectivity
11. Contractor Selection for CTE and New Elementary
12. Student Standard of Dress 2024-2025
13. Safety Project Fencing
14. Action Items
  - 14.A. Certification of Unopposed Candidates
  - 14.B. Consent Agenda Items
    - Budget Amendments/Adjustments for February 8, 15, 22, 29, 2024
    - Approval of Proposals Received-Contracted Services 24-01-1162
    - Donation to DHS Choir Friendswood Methodist Church
    - Donation to DHS Computer Science-Cuong Trinh, Awilda Dominguez Beia, Jaelyn Waller
    - Donation to DHS FFA-Option 1 Construction LLC

- Campus Fundraising Requests-MJHS Cheer
- Out of State Travel-DHS Diamonds NYC November 2024
- Approval of Proposals Received-Contracted Services 24-01-1162
- February 6, 2024 Minutes
- Approval of Proposals Received-Contracted Services 24-01-1162
- Donation to DMS-Perry Boudreaux, Calumet
- Approval of Proposals Received-Contracted Services 24-01-1162
- Approval of Proposals Received-Facility Services, FNS, Custodial 24-01-1163
- Approval of Proposals Received-School Bus and Fleet Vehicle Parts, Supplies, Service 24-01-1164
- Approval of Proposals Received-Imaging Program parts, supplies, equipment, service 24-01-1166

15. Closed Executive Session

15.A. Section 551.082 - Student Discipline #1

15.B. Section 551.082 - Student Discipline #2

16. Action on Closed Executive Session Items

16.A. Student Discipline Appeal 1

16.B. Student Discipline Appeal 2

17. Adjournment

## DICKINSON INDEPENDENT SCHOOL DISTRICT BOARD AGENDA ITEM

**Meeting Date:** March 5, 2024

**Item Title:** Big Impact Award

**Agenda Item:** Kimberly Rich

### **Background Information:**

The Big Impact Award is an employee recognition award given once per month to individuals who make an impact by going above and beyond the call of duty. Honorees are nominated by peers, supervisors, or community members.

Big Impact Award Honorees exemplify the following attributes:

1. Provide outstanding service to others
2. Assist others beyond normal expectations
3. Create a positive impression of their department
4. Sacrifice their time and energy for the “Gator” good
5. Act with honesty and integrity at all times

**Alice Guerra**, Lobit Middle School, Clerical Paraprofessional

- Alice Guerra is a Gator through and through. Despite several recent life challenges, she continues to help others with a joyful heart. You would never know of her struggles. Her goal is to make our district, our school, and our students the most important thing in her work life. She is so knowledgeable about her job and many other tasks and is always willing to help anyone. I am honored to nominate her for the BIG IMPACT recognition because her impact is HUGE! Thank you

**Dr. Jeff Pack**, Educational Support Center, Deputy Superintendent for Educational Services

- Dr. Pack exemplifies an unwavering commitment to the well-being and success of both employees and students. Through his leadership, Dr. Pack consistently goes above and beyond by fostering a supportive and collaborative environment. He is an active listener, reflective, and promotes professional growth, creating an atmosphere where people feel valued as members of a team.
- I am honored to nominate Dr. Pack for the Big Impact Award, celebrating his exemplary leadership and the significant impact he has had on our team. Dr.

Pack's dedication to transparency has established a foundation of trust and open communication, empowering us to navigate challenges with greater efficacy. His genuine authenticity in interactions and decision-making not only upholds the integrity of our work but also fosters a culture of confidence and respect within the team. Dr. Pack's unwavering support for employees' well-being and professional development further underscores his commendable leadership. His strategic intellect and adept problem-solving ensure our team operates at its best, setting new standards for excellence. It has indeed been an honor to work and learn alongside Dr. Pack.

**Adrienne “Michelle” McVean**, Silbernagel Elementary School, PE Paraprofessional

- Michelle is our PE Paraprofessional at Silbernagel Elementary. She is a fantastic person. She is always willing to help wherever needed, and she is proactive and incredibly positive. Michelle brings a youthful energy to our team and campus. We are so lucky to have Michelle both as a positive impact on staff AND students!

## **DICKINSON INDEPENDENT SCHOOL DISTRICT BOARD AGENDA ITEM**

**Meeting Date:** March 5, 2024

**Item Title:** Rodeo Coloring Contest

**Agenda Item:** Tammy Dowdy

### **Background Information:**

The Houston Livestock Show and Rodeo recently held a Creativity Coloring Contest in conjunction with this year's rodeo activities. The contest was open to third grade students from throughout Texas who were provided an activity booklet with educational lessons about bees. At the end of the booklet was a bee coloring page and students were invited to use their favorite colors, designs, patterns, shapes, textures, and more to complete their Rodeo masterpiece.

From the 10,000 entries received, the rodeo chose only 200 winners and two of those students from across Texas are from Dickinson ISD. The two Dickinson ISD students received a blue ribbon, a certificate, and four tickets to attend the rodeo.

The winners from Dickinson ISD include:

**Liana Phillips** Hughes Road Elementary  
**Aiden Moreno** Silbernagel Elementary

Art teachers are **Rebecca Thomas** from Hughes Road Elementary and **Janette Magdaleno** from Silbernagel Elementary.

**DICKINSON INDEPENDENT SCHOOL DISTRICT  
BOARD AGENDA ITEM**

**Meeting Date:** March 5, 2024

**Item Title:** McAdams One Act Play

**Agenda Item:** Tammy Dowdy

**Background Information:**

The McAdams Junior High One Act Play, “The Drowning Girls,” earned first place out of six competing schools at the Junior High Zone A One-Act Play competition making them one of the top three schools advancing to the district competition, where they also earned first place on Saturday, February 24. The district level is the highest level of competition for junior high one-act plays.

Congratulations to the students on their performances at both the zone and district competition. In addition, several students earned individual honors for their performances at both contests.

**Yara Angeles** District Outstanding Technical Crew

**Breanna Bailey**

**Ethan Biggars** Zone Honorable Mention All-Star Cast, District All-Star Cast

**Sarah Blair**

**Ashley Brinkmeyer**

**Malina Canales** Zone Outstanding Technician, District Outstanding Technical Crew

**Elizabeth Cauthron** Zone Best Performer, District Honorable Mention All-Star Cast

**Cierra Grecco** District All-Star Technician, District Outstanding Technical Crew

**Josey Hall** Zone All-Star Technician, District Outstanding Technical Crew

**Zachary Henderson**

**Kharrington Hubert** Zone All-Star Cast, District Honorable Mention All-Star Cast

**Kemarion (Ray) Fletcher**

**Jameson Lea**

**Bella Licchetto** Zone All-Star Cast, District Honorable Mention All-Star Cast

**Malina Rios** District Outstanding Technical Crew

The students are led by McAdams Theatre teacher **Tara Jones Wright**.

# DICKINSON INDEPENDENT SCHOOL DISTRICT BOARD AGENDA ITEM

**Meeting Date:** March 5, 2024

**Item Title:** Dickinson Junior One Act Play

**Agenda Item:** Tammy Dowdy

## **Background Information:**

The Dickinson Junior High One Act Play, “The Morning of the 8<sup>th</sup> Day,” earned second place out of six competing schools at the Junior High Zone A One-Act Play competition making them one of the top three schools advancing to the district competition, where they earned fifth place overall on Saturday, February 24. The district level is the highest level of competition for junior high one-act plays. Congratulations to the students on their performances at both the zone and district competition. In addition, several students earned individual honors for their performances at both contests.

<b>Aria Alvarado</b>	Zone Best Overall Technical Crew
<b>Adelaide Barker</b>	Zone Outstanding Technician, Zone Best Overall Technical Crew
<b>Caroline Bergan</b>	Zone Best Overall Technical Crew, District Outstanding Technician
<b>Josephine Bishop</b>	Zone All-Star Cast, District Honorable Mention Cast
<b>Hudson Cole</b>	Zone Best Overall Technical Crew
<b>Senai Daniel</b>	
<b>Ava Disibio</b>	Zone Best Overall Technical Crew
<b>Shyer Ferguson</b>	Zone Honorable Mention Cast
<b>Eliana Galvan</b>	Zone Best Overall Technical Crew
<b>Emory Guajardo</b>	District All-Star Cast
<b>Maddox Mings</b>	Zone Best Overall Technical Crew
<b>Caylee Osterman</b>	
<b>Elise Pointdexter</b>	Zone Honorable Mention Cast
<b>Aleyah Pride</b>	
<b>Roman Sa</b>	
<b>Ella Sovinsky</b>	
<b>Luciana Sparks</b>	Zone All-Star Cast, District Best Performer
<b>Abigayle Torres</b>	Zone Best Overall Technical Crew
<b>Samuel Wallach</b>	
<b>Mayah Weiderman</b>	

The students are led by Dickinson Junior High Theatre teachers **Jake Wadkins** and **Gerik Lyssy**.

**DICKINSON INDEPENDENT SCHOOL DISTRICT  
BOARD AGENDA ITEM**

**Meeting Date:** March 5, 2024

**Item Title:** Kranz One Act Play

**Agenda Item:** Tammy Dowdy

**Background Information:**

The Kranz Junior High One Act Play, “Lafayette No. 1,” earned second place out of six competing schools at the Junior High Zone B One-Act Play competition making them one of the top three schools advancing to the district competition, where they earned second place out of 12 schools total on Saturday, February 24. This is the third consecutive year that Kranz has placed in the top two schools overall. The district level is the highest level of competition for junior high one-act plays.

Congratulations to the following students on their performances at both the zone and district competition, as well as several of the students who earned individual honors for their performances at both contests.

<b>Levi Albright</b>	Zone Honorable Mention All Star Cast
<b>Bella Billings</b>	Zone Best Technician Overall
<b>Gage Burch</b>	Zone Honorable Mention All Star Cast
<b>Elijah Camacho</b>	Zone All Star Cast, District All-Star Cast
<b>Jaxson Carr</b>	
<b>Quinlynne Carr</b>	
<b>Callie Coatney</b>	
<b>Ayden Edwards</b>	
<b>Tova Lavey</b>	
<b>Yhuritza Marquez</b>	
<b>Baylee McCarthy</b>	
<b>Angelica Moreno</b>	
<b>Carli Mott</b>	
<b>Johanna Nolder</b>	Zone Honorable Mention All Star Cast, District Best Performer
<b>Corbin Pilcher</b>	
<b>Brooklynn Romack</b>	
<b>Luke Rothermel</b>	
<b>Ainsley Shelton</b>	Zone Outstanding Technician
<b>Shoshana Stevens</b>	
<b>Trinity Mantis Smith</b>	Zone All Star Cast, District Honorable Mention All-Star Cast

**Mariah Trevino**

**Desteny Vasquez**

District Best Technician

**Alexis Ventura**

The Kranz UIL One-Act Play and Theatre Department is led by **J. Kyle Crawford** and **Elizabeth Bear Brown**.

# DICKINSON INDEPENDENT SCHOOL DISTRICT BOARD AGENDA ITEM

**Meeting Date:** March 5, 2024

**Item Title:** Kranz Cheerleaders

**Agenda Item:** Tammy Dowdy

## **Background Information:**

The Kranz Junior High Cheerleaders attended the Cheer America Cheer Bowl on February 3-4 in Galveston. At the end of the first day, the girls started out in first place against two other teams but were later bumped into second place because another team contested a point deduction. Going into the second day, the girls went out and left everything on the floor and hit their entire routine without any falls.

The girls received the following awards: Grand Champions in their division of Novice for Junior High and Grand National Champions in their division. Kranz Cheerleaders beat out two other teams and a high school varsity team. With the win of Grand National Champions, the girls received a bid to go to The One Cheer America World Competition in Orlando, Florida.

Members of the Kranz Cheerleading squad include:

**Kevely Barrera**

**Abigail Burkhardt**

**Morgan Chaven**

**Alena Cunningham**

**Kaylee Farris**

**Isabella Flores**

**Madalynn Matherne**

**Mackenzie Muir**

**Cailyn Nguyen**

**Callie Revulta**

**Jordyn Smith**

**Shoshana Stevens**

**Jaelyn Zelaya**

The students are led by Kranz Cheerleading Sponsor **Kaitlyn Breese**.

## **DICKINSON INDEPENDENT SCHOOL DISTRICT BOARD AGENDA ITEM**

**Meeting Date:** March 5, 2024

**Item Title:** DHS VASE

**Agenda Item:** Tammy Dowdy

### **Background Information:**

Dickinson High School visual art students recently competed at the UIL Visual Arts Scholastic Event with 53 students receiving the highest ranking of a “4” on their artwork. In addition, 10 students lettered by competing for multiple years and earning a “4” rating. Two students will be advancing to the state competition at the end of April where their artwork is assessed by jurors from across the United States. Student artists who receive a Rating IV- Exemplary at the State Event are awarded a state medallion and will be named an All-State Artist by TAEA and VASE. Artworks receiving a Rating IV-Exemplary at the State Event are eligible for consideration for the highest honor in VASE, the Gold Seal Award.

Congratulations to the following students on their VASE “4” rankings.

<b>Emmalee Adams</b>	Lettered
<b>Mia Alvarez</b>	
<b>Alaya Andres</b>	Lettered
<b>Richard Barco</b>	
<b>Ruben Benitez</b>	Double Medal
<b>Legna Bermudez</b>	Lettered
<b>Hector Briceno</b>	
<b>Jose Calderon</b>	
<b>Juan Castro</b>	
<b>Victoria Conley</b>	Double Medal
<b>Natalee Diaz</b>	
<b>Layla Dupree</b>	
<b>Seven Edens</b>	
<b>Dereon Ester</b>	
<b>Inez Fa’atoafe</b>	Double Medal
<b>Valeria Flores</b>	Double Medal

<b>Amanda Frietag</b>	
<b>Veronica Garibay</b>	
<b>Payton Gaskill</b>	Lettered
<b>Piper Gaskill</b>	
<b>Sayda Guerra</b>	
<b>Roxana Guzman</b>	
<b>Aurora Hameka</b>	
<b>Killian Harrah</b>	
<b>Jasmin Hernandez</b>	
<b>Mariah Jackson</b>	
<b>Victoria Bo Jasso</b>	Lettered
<b>Jacey Long</b>	Lettered
<b>Tonya Luna</b>	
<b>Jimena Martinez</b>	
<b>Rhianna Mathis</b>	
<b>Abigail Messina</b>	Lettered
<b>Matison Moore</b>	
<b>Helayna Mulkey</b>	Double Medal
<b>Trish Nguyen</b>	Double Medal, Lettered, and Advancing to State as a freshman for her watercolor and ink artwork titled “Rat King Color Wheel”
<b>Chelsie Nichols</b>	
<b>Ruby Paredes</b>	
<b>Ruby Perez</b>	
<b>Trinity Perkins</b>	
<b>Ivy Plowden</b>	
<b>Michael Reece</b>	
<b>Oscar Sadierna</b>	
<b>Samantha Saucedo</b>	
<b>Abrielle Serona</b>	
<b>Claudia Sontay Sontay</b>	
<b>Liliana Sperka</b>	Lettered
<b>Kensley Turner</b>	
<b>Andrea Vargas</b>	

**Natalia Vazquez**

**Monique Villanueva**

Lettered and Advancing to State as a junior for her sculpture titled  
“Sea Life”

**Hayden Warriner**

**Maya Wright**

**Violet Wright**

The students are taught by DHS art teachers **Kaylyn Sellers, Sarah Merrill, Zachary Zwicky, Laura Scully, Jennifer Sumrall, Ashley Carpenter, and Laura Gaul.**

# DICKINSON INDEPENDENT SCHOOL DISTRICT BOARD AGENDA ITEM

**Meeting Date:** March 5, 2024

**Item Title:** Texas Thespians Festival

**Agenda Item:** Tammy Dowdy

## **Background Information:**

The Dickinson High School Theatre Department participated in the Texas Thespians Festival in San Antonio earlier this school year where students from across the state competed in various acting and technical competitions. The DHS Theatre Department earned several mainstage awards for the production of “The 25<sup>th</sup> Annual Putnam County Spelling Bee,” including Best Ensemble, Best Sound, and Best Lighting. In addition, the Improv Team advanced to the Quarterfinals and finished in fourth place out of 27 teams.

In addition, many other DHS students competed in the event’s virtual contest following the festival by submitting electronic entries in various categories. DHS Theatre had 25 entries qualify for the National Thespians Festival, which will be held in June at Indiana University. This is more than double the number of national qualifying entries from DHS in 2023.

Congratulations to the following students for awards won at the Texas Thespians Festival either in-person or through the virtual contest.

<b>Kiah Abshire</b>	Third Place in Team Hair and Makeup Design
<b>Emmalee Adams</b>	Best Sound and Best Lighting for “The 25th Annual Putnam County Spelling Bee”
<b>Megan Adams</b>	Second Place in Team Costume Design
<b>Kaydence Austin</b>	National Qualifier for Solo Musical Dance and National Qualifier for Duet Acting, National Qualifier for Duet Musical Theatre Dance
<b>Luke Barajaz</b>	National Qualifier for Duet Acting
<b>Kenzington Bass</b>	National Qualifier for Lighting Design, National Qualifier for Theatrical Marketing, and All-Star Troupe Table Design
<b>Viva Bass</b>	Best Sound and Best Lighting for “The 25th Annual Putnam County Spelling Bee”
<b>Audrey Brooks</b>	National Qualifier for Group Acting, National Qualifier for Monologue, and Third Place in Team Hair and Makeup Design
<b>Christian Bruce</b>	National Qualifier for Monologue
<b>Annie Calzoncit</b>	National Qualifier for Duet Acting
<b>Kaylee Curry</b>	Second Place in Team Costume Design
<b>Jasper Dodd</b>	Second Place in Team Costume Design

<b>Sara Faulkner</b>	National Qualifier for Solo Musical
<b>Ethan Flores</b>	Contributed to mainstage award for “The 25th Annual Putnam County Spelling Bee”
<b>Michael Flores</b>	National Qualifier for Duet Acting, National Qualifier for Group Acting, and All-Star Troupe Table Design
<b>Oscar Galindo</b>	Contributed to mainstage award for “The 25th Annual Putnam County Spelling Bee”
<b>Angelina Goodwill</b>	Contributed to mainstage award for “The 25th Annual Putnam County Spelling Bee”
<b>Kaylie Hanson</b>	National Qualifier for Monologue and National Qualifier for Duet Acting
<b>Andrew Johnson</b>	National Qualifier for Solo Musical and National Qualifier for Duet Musical
<b>Dereon Jones</b>	National Qualifier for Duet Acting
<b>Grayson Kylen</b>	National Qualifier for Group Acting and National Qualifier for Monologue
<b>Leah Luna</b>	National Qualifier for Costume Design (Mainstage Callback for perfect score), National Qualifier for Duet Musical Theatre Dance, and Second Place in Team Costume Design
<b>Gabriel Lynch</b>	National Qualifier for Monologue
<b>Haedyn Lynch</b>	Best Sound and Best Lighting for “The 25th Annual Putnam County Spelling Bee”
<b>Natalia Marin</b>	Best Cameo for “The 25 <sup>th</sup> Annual Putnam County Spelling Bee” and National Qualifier for Duet Musical
<b>Emilio Martinez</b>	National Qualifier for Duet Acting
<b>Sofia Mercado</b>	National Qualifier for Monologue and All-Star Troupe Table Design
<b>Tahlyn Mobley</b>	National Qualifier for Solo Musical
<b>Maia Morales Morales</b>	National Qualifier for Duet Acting and Third Place in Team Hair and Makeup Design
<b>Noah Nuetzmann</b>	Best Supporting Performer for “The 25 <sup>th</sup> Annual Putnam County Spelling Bee” and National Qualifier for Solo Musical
<b>Jewel Richards</b>	National Qualifier for Duet Acting
<b>Chloe Celeste Robles</b>	National Qualifier for Solo Musical
<b>Ruthie Rutovic</b>	National Qualifier for Duet Acting and All-Star Troupe Table Design
<b>Mason Shirley</b>	National Qualifier for Duet Musical
<b>Adrianna Smith</b>	Third Place in Team Hair and Makeup Design

<b>Mallory Snyder</b>	Best Sound and Best Lighting for “The 25th Annual Putnam County Spelling Bee”
<b>Kennady Spies</b>	Best Performer for “The 25 <sup>th</sup> Annual Putnam County Spelling Bee,” National Qualifier for Solo Musical, All-Star Troupe Table Design, and National Qualifier for Duet Musical
<b>Briley Valencia</b>	All-Star Troupe Table Design

The students are led by DHS Theatre directors **Laurel Powell, Marisa Hataway, and Roxanne Sheffield.**

# DICKINSON INDEPENDENT SCHOOL DISTRICT BOARD AGENDA ITEM

**Meeting Date:** March 5, 2024

**Item Title:** DHS Swimming Regional Meet

**Agenda Item:** Tammy Dowdy

## **Background Information:**

The Dickinson High School Swim Team had three relays -- the Boys 200 Medley, the Girls 200 Freestyle, and the Girls 400 Freestyle -- advance to Regional Prelims for the first time in several years. Advancing to the finals were the Girls 200 Freestyle, which earned 14<sup>th</sup> place in the preliminary competition and 14<sup>th</sup> place in the finals round; and the 400 Girls Freestyle Relay Team, which earned 12<sup>th</sup> place at the preliminary contest and 13<sup>th</sup> place at the finals.

One swimmer also individually earned 4<sup>th</sup> place in the 200 Freestyle and 8<sup>th</sup> place in the 100 Freestyle during the preliminary competition and advanced to the final's competition where she earned 4<sup>th</sup> place in the 200 Freestyle and broke a school record by earning 7<sup>th</sup> place in the 100 Freestyle.

<b>Emily Boles</b>	Girls 200 Freestyle Relay Team
<b>Mollie Harmon</b>	Girls 200 Freestyle Relay Team
<b>Abigail Lawlar</b>	Girls 400 Freestyle Relay Team
<b>Diana Lystopad</b>	Girls 200 Freestyle Relay Team
<b>Valeria Madrid</b>	Girls 400 Freestyle Relay Team
	Individual awards in the 200 Freestyle and 100 Freestyle
<b>Parker Roberts</b>	Girls 200 Freestyle Relay Team
<b>Kobie Rodriguez</b>	Girls 400 Freestyle Relay Team
<b>Maria Volk</b>	Girls 400 Freestyle Relay Team

The DHS Swim Team is led by Coach **Jason Lind-Olson**.

# DICKINSON INDEPENDENT SCHOOL DISTRICT BOARD AGENDA ITEM

**Meeting Date:** March 5, 2024

**Item Title:** DHS Girls Basketball

**Agenda Item:** Tammy Dowdy

## **Background Information:**

The Dickinson High School 2023-2024 Girls Basketball Team clinched the District Championship for the first time in 16 years. They fought hard during their first playoff game but were ultimately unsuccessful to Alief Taylor High School by a score of 61-54. However, they have so much to be proud of this season with a 19-game winning streak leading up to the district championship and a 30-5 overall record for the season. Several members of the team earned individual UIL 24-6A postseason honors for their performances this season. We would like to recognize the team for their success this season as well as the individual honors. They include:

<b>Iyannah Boyer</b>	Academic All-District
<b>Na'Tayjia Brooks</b>	
<b>Sinclair Coleman</b>	Second Team All-District
<b>Tariyah Ford</b>	Academic All-District
<b>Troi'Sha Frederick</b>	Honorable Mention
<b>Jazmine Hansley</b>	Most Valuable Player and First Team All-District
<b>Kyndall Hosea</b>	Honorable Mention
<b>Mariah Jackson</b>	Second Team All-District
<b>Lindsey Scott</b>	Second Team All-District
<b>Devyn Turner</b>	Honorable Mention
<b>Ciara Williams</b>	Offensive Player of the Year and First Team All-District
<b>C'Niyah Williams</b>	First Team All-District
<b>Jaleigh Wilson</b>	

The team is led by Head Coach **Toya Peterson**, who was named UIL 24-6A Coach of the Year, and assistant coaches **Jessieka Palmer**, **Morgan Simmons**, and **Janik Alexander**.

**DICKINSON INDEPENDENT SCHOOL DISTRICT  
BOARD AGENDA ITEM**

**Meeting Date:** March 5, 2024

**Item Title:** DHS Girls Basketball

**Agenda Item:** Tammy Dowdy

**Background Information:**

The Dickinson High School 2023-2024 Boys Basketball Team clinched the District Championship for the eighth time in the last nine years. They finished the season with a 15-18 overall record for the season and advanced to the second round of playoffs. Several members of the team earned individual UIL 24-6A postseason honors for their performances this season. We would like to recognize the team for their success this season. They include:

**Emery Allen** UIL 24-6A First Team All-District

**Mar'ziah Bell**

**Troy'Nelle Belle**

**Qasim Boyd** UIL 24-6A Most Valuable Player

**David Chong** UIL 24-6A First Team All-District

**Jackson Colton**

**Roderick Dozier**

**Nathaniel Guzman**

**Kaiden Hawkins**

**Valin Idusuyi**

**Chase Lewis**

**Caleb Lopez**

**Kaison Mangum**

**Jalil Otems**

**Diego Sanchez** UIL 24-6A Defensive Player of the Year

**Jeremiah Scoby** UIL 24-6A Second Team All-District

**Jermaine Tindle**

The Boys Basketball Team is led by Head Coach **Jason Wilson**, who was named UIL 24-6A Coach of the Year, and Assistant Coaches **Matthew Klingenberg**, **Xavier Brosseit-Aguirre**, **Teron Guidry**, **Shannon Jones**, and **Justin Wilson**. The team is assisted by student trainers or student managers **Elizabeth Fontenot**, **Gabriel Lynch**, **Tyren Holmes**, **Mikel Barnwell**, and **Serenitee Berry**.

# DICKINSON INDEPENDENT SCHOOL DISTRICT BOARD AGENDA DOCUMENT

**Item Title:** Public Comment: Agenda Items

**Agenda Item:** Carla Voelkel

**Background Information:**

The Board will hear from those in the audience who have completed the document for permission to address the Board this evening regarding agenda items per HB 2840. The Board President or Secretary will ask the individuals to speak in the order in which the completed document was received.

# DICKINSON INDEPENDENT SCHOOL DISTRICT BOARD AGENDA DOCUMENT

**Item Title:** Open Forum

**Agenda Item:** Carla Voelkel

**Background Information:**

The Board will hear from those in the audience who have completed the document for permission to address the Board this evening. The Board President or Secretary will ask the individuals to speak in the order in which the completed document was received. Each will be limited to no more than three minutes. No one may begin addressing the Board thirty minutes from this time.

# DICKINSON INDEPENDENT SCHOOL DISTRICT

## EXECUTIVE BOARD AGENDA DOCUMENT

**Meeting Date:** March 5, 2024

**Item Title:** Executive Session

**Agenda Item:** President of the Board

The Board President will reconvene the Board to meet in Executive Session. If, during the course of the meeting covered by this Notice, the Board of Trustees should determine that a closed or executive meeting or session of the Board of Trustees is required, then such closed or executive meeting or session as authorized by **the Texas Open Meetings Act**, Texas Government Code **Section 551.001** et seq., will be held by the School Board at the date, hour, and place given in this Notice or as soon after the commencement of the meeting covered by this Notice as the School Board may conveniently meet in such closed or executive meeting or session concerning any and all purposes permitted by the Act, *including but not limited to the following section(s) and purpose(s): Texas Government Code **Section 551.071** - Consultation with District's attorney regarding potential claim to be asserted by the District and concerning matters on which the attorney's duty to the District under the Texas Disciplinary Rules of Professional Conduct clearly conflicts with the Texas Open Meetings Laws; **Section 551.072** – Real Property; **551.074** - for the purpose of considering the appointment, resignations, reassignment, evaluation, duties, discipline or dismissal of a public officer or employee or to hear complaints or charges against public officers or employees; **Section 551.082** school children; school district employees; disciplinary matter or complaint, and **Section 551.0821** for the purpose of considering a matter regarding a public school student where personally identifiable information about the student will necessarily be revealed by the deliberation.*

**Time To Executive Session:** \_\_\_\_\_

**Time Out of Executive Session:** \_\_\_\_\_

DICKINSON INDEPENDENT SCHOOL DISTRICT

BOARD AGENDA DOCUMENT

Meeting Date: March 5, 2024

Item Title: Personnel Action
• Employment
• Resignations/Retirement

Agenda Item: Kimberly Rich

- We have twelve (12) resignations: one (1) Teacher and one (1) Principal at K E Little Elementary School, one (1) Teacher at Bay Colony Elementary School, one (1) Teacher at San Leon Elementary School, two (2) Teachers at Calder Road Elementary School, one (1) Teacher at Dunbar Middle School, one (1) Teachers at Barber Middle School, two (2) Teachers at Kranz Junior High School, one (1) Teacher at Dickinson Junior High School, and one (1) Teachers at Dickinson High School.
We have three (3) retirements: one (1) Teacher at Barber Middle School, one (1) Teacher at McAdams Junior High School, and one (1) Teacher at Dickinson High School.

Recommendation:

The Superintendent recommends the employment and ratification of the resignations/retirement of the above personnel.

Action Item: [checked] Yes \_\_\_\_\_ No

Motion made by \_\_\_\_\_ seconded by \_\_\_\_\_ vote \_\_\_\_\_

**DICKINSON INDEPENDENT SCHOOL DISTRICT**  
**BOARD AGENDA DOCUMENT**

**Meeting Date:** March 5, 2023

**Item Title:** Appointment of the Principal at K E Little Elementary School

**Agenda Item:** Carla Voelkel

Administration discussed with the Board of Trustees the appointment of the Principal at K E Little Elementary School.

**Recommendation:**

The Superintendent and the Executive Director of Human Resources recommend the appointment of Kimberly Davidson as the Principal at K E Little Elementary School.

**Action Item:**  Yes  No

**Motion made by** \_\_\_\_\_ **seconded by** \_\_\_\_\_ **vote** \_\_\_\_\_

**DICKINSON INDEPENDENT SCHOOL DISTRICT  
BOARD AGENDA DOCUMENT**

**Meeting Date:** March 5, 2024

**Item Title:** Written Reports

If a request to pull a Written Report is not received by the afternoon of the Board meeting, the report writer will not be in attendance and President Magliolo will move to the next item.

**Background Information:**

Written Reports

- Monthly Tax Collection Report-Kelly Logsdon
- MOY mClass and MAP Testing Update-Dr. Noffsinger

**Recommendation:**

Information only

**Action Item:** \_\_\_\_\_ Yes     \_\_\_\_\_ No

**DICKINSON INDEPENDENT SCHOOL DISTRICT  
AGENDA DOCUMENT**

**Meeting Date:** March 5, 2024

**Item Title:** Monthly Tax Collection Report

**Agenda Item:** Kelly Logsdon

**Background Information:**

The Monthly Tax Collection Report for January 2024 and year to date is attached.

**Recommendation:**

Information only.

**Action Item:** \_\_\_\_\_ Yes     No

Dickinson Independent School District  
 Monthly Tax Collections Report  
 Maintenance Operations and Interest Sinking

Tax Year	Adjusted Taxable Values	Tax Rate	Tax Levy	Current Year Taxes Collected	Current Year % Collected
2023	\$6,269,366,772	\$1.178	\$73,853,141	\$58,942,545	79.81%
2022	\$6,425,908,920	\$1.294	\$83,151,261	\$81,255,889	97.72%
2021	\$5,715,025,955	\$1.312	\$74,981,141	\$73,510,035	98.04%
2020	\$4,851,053,036	\$1.344	\$65,198,153	\$63,813,518	97.88%
2019	\$4,166,906,421	\$1.450	\$60,420,143	\$59,423,702	98.35%

2023 Tax Year	Sep-23	Oct-23	Nov-23	Dec-23	Jan-24	Feb-24	Mar-24	Apr-24	May-24	Jun-24	Jul-24	Aug-24	Totals:	% To Total
Current Year Tax	Pending Billing	\$346,649	\$4,201,147	\$10,690,333	\$43,704,416								\$58,942,545	
YTD % Collected	0.00%	0.47%	6.16%	20.63%	79.81%	79.81%	79.81%	79.81%	79.81%	79.81%	79.81%	79.81%		79.81%
Prior Years Tax	\$142,604	\$124,455	\$79,328	\$99,097	\$117,632								\$563,117	
Subtotal Taxes	\$142,604	\$471,103	\$4,280,476	\$10,789,431	\$43,822,048	\$0	\$0	\$0	\$0	\$0	\$0	\$0	\$59,505,662	80.57%
Penalty & Interest	\$29,785	\$49,310	\$33,568	\$23,906	\$37,414								\$173,983	
Total Taxes & P&I	\$172,390	\$520,413	\$4,314,043	\$10,813,336	\$43,859,463	\$0	\$0	\$0	\$0	\$0	\$0	\$0	\$59,679,645	80.81%
Attorney Fees	\$24,342	\$40,901	\$19,529	\$20,430	\$18,526								\$123,728	
Total Collections	\$196,731	\$561,314	\$4,333,573	\$10,833,766	\$43,877,989	\$0	\$0	\$0	\$0	\$0	\$0	\$0	\$59,803,373	N/A

2022 Tax Year	Sep-22	Oct-22	Nov-22	Dec-22	Jan-23	Feb-23	Mar-23	Apr-23	May-23	Jun-23	Jul-23	Aug-23	Totals:	% To Total
Current Year Tax	Pending Billing	\$596,358	\$4,347,285	\$14,001,873	\$45,222,484	\$12,213,284	\$1,302,975	\$728,414	\$799,984	\$1,089,117	\$484,760	\$469,356	\$81,255,889	
YTD % Collected	0.00%	0.72%	5.95%	22.78%	77.17%	91.86%	93.43%	94.30%	95.26%	96.57%	97.16%	97.72%	97.72%	97.72%
Prior Years Tax	\$153,260	\$29,557	\$47,929	\$75,934	\$99,395	\$100,283	\$71,407	\$51,012	\$21,329	\$55,885	\$34,958	\$39,149	\$780,098	
Subtotal Taxes	\$153,260	\$625,915	\$4,395,215	\$14,077,806	\$45,321,879	\$12,313,567	\$1,374,382	\$779,426	\$821,313	\$1,145,002	\$519,718	\$508,505	\$82,035,987	98.66%
Penalty & Interest	\$38,472	\$32,224	\$19,037	\$19,655	\$25,336	\$145,626	\$101,723	\$67,653	\$64,845	\$70,246	\$47,543	\$60,367	\$692,728	
Total Taxes & P&I	\$191,732	\$658,140	\$4,414,252	\$14,097,461	\$45,347,215	\$12,459,193	\$1,476,105	\$847,079	\$886,158	\$1,215,248	\$567,260	\$568,873	\$82,728,715	99.49%
Attorney Fees	\$30,498	\$24,692	\$13,336	\$14,523	\$20,326	\$16,952	\$25,855	\$11,129	\$12,193	\$19,202	\$36,317	\$56,533	\$281,555	
Total Collections	\$222,229	\$682,832	\$4,427,588	\$14,111,984	\$45,367,541	\$12,476,145	\$1,501,960	\$858,208	\$898,350	\$1,234,450	\$603,577	\$625,406	\$83,010,271	N/A

2021 Tax Year	Sep-21	Oct-21	Nov-21	Dec-21	Jan-22	Feb-22	Mar-22	Apr-22	May-22	Jun-22	Jul-22	Aug-22	Totals:	% To Total
Current Year Tax	Pending Billing	\$1,088,340	\$3,747,145	\$31,980,110	\$22,328,154	\$10,529,093	\$939,131	\$675,619	\$544,593	\$936,072	\$399,801	\$341,977	\$73,510,035	
YTD % Collected	0.00%	1.45%	6.45%	49.10%	78.88%	92.92%	94.17%	95.07%	95.80%	97.05%	97.58%	98.04%	98.04%	98.04%
Prior Years Tax	\$62,609	\$122,577	\$73,266	\$68,898	-\$73,715	\$36,019	-\$162,238	\$69,695	\$54,029	\$80,337	\$23,741	\$116,144	\$471,363	
Subtotal Taxes	\$62,609	\$1,210,917	\$3,820,410	\$32,049,008	\$22,254,439	\$10,565,113	\$776,893	\$745,315	\$598,622	\$1,016,409	\$423,542	\$458,121	\$73,981,398	98.67%
Penalty & Interest	\$35,037	\$47,711	\$23,970	\$21,093	\$30,931	\$99,484	\$102,498	\$80,760	\$63,253	\$83,954	\$45,385	\$57,409	\$691,483	
Total Taxes & P&I	\$97,645	\$1,258,628	\$3,844,380	\$32,070,101	\$22,285,370	\$10,664,596	\$879,391	\$826,074	\$661,875	\$1,100,363	\$468,927	\$515,530	\$74,672,881	99.59%
Attorney Fees	\$18,740	\$40,603	\$19,699	\$12,771	\$22,513	\$18,718	\$20,894	\$19,397	\$18,459	\$16,588	\$36,275	\$50,519	\$295,177	
Total Collections	\$116,385	\$1,299,231	\$3,864,080	\$32,082,872	\$22,307,883	\$10,683,314	\$900,285	\$845,471	\$680,334	\$1,116,952	\$505,202	\$566,049	\$74,968,058	N/A

2020 Tax Year	Sep-20	Oct-20	Nov-20	Dec-20	Jan-21	Feb-21	Mar-21	Apr-21	May-21	Jun-21	Jul-21	Aug-21	Totals:	% To Total
Current Year Tax	Pending Billing	\$378,534	\$2,549,710	\$13,354,403	\$29,495,191	\$14,036,825	\$1,771,012	\$682,688	\$492,047	\$415,731	\$290,712	\$346,665	\$63,813,518	
YTD % Collected	0.00%	0.58%	4.49%	24.97%	70.21%	91.74%	94.46%	95.51%	96.26%	96.90%	97.34%	97.88%	97.88%	97.88%
Prior Years Tax	\$261,234	\$82,519	\$117,291	\$80,410	\$69,068	\$80,828	\$34,645	\$78,174	\$87,587	\$67,362	\$44,020	\$166,788	\$1,169,927	
Subtotal Taxes	\$261,234	\$461,054	\$2,667,001	\$13,434,813	\$29,564,260	\$14,117,652	\$1,805,657	\$760,862	\$579,634	\$483,093	\$334,732	\$513,453	\$64,983,444	99.67%
Penalty & Interest	\$45,743	\$21,674	\$29,695	\$33,306	\$21,003	\$57,700	\$105,272	\$70,803	\$56,352	\$56,101	\$47,512	\$42,502	\$587,663	
Total Taxes & P&I	\$306,977	\$482,728	\$2,696,696	\$13,468,119	\$29,585,263	\$14,175,353	\$1,910,929	\$831,665	\$635,986	\$539,194	\$382,244	\$555,955	\$65,571,107	100.57%
Attorney Fees	\$26,755	\$18,926	\$15,775	\$22,947	\$15,775	\$12,989	\$19,895	\$20,509	\$13,930	\$16,899	\$36,967	\$38,277	\$258,611	
Total Collections	\$333,732	\$501,654	\$2,711,435	\$13,491,066	\$29,601,038	\$14,188,342	\$1,930,824	\$852,174	\$649,916	\$556,093	\$419,212	\$594,232	\$65,829,718	N/A

2019 Tax Year	Sep-19	Oct-19	Nov-19	Dec-19	Jan-20	Feb-20	Mar-20	Apr-20	May-20	Jun-20	Jul-20	Aug-20	Totals:	% To Total
Current Year Tax	Pending Billing	\$149,295	\$2,782,035	\$24,347,020	\$21,701,965	\$7,295,092	\$624,605	\$713,295	\$409,011	\$818,065	\$386,690	\$196,629	\$59,423,702	
YTD % Collected	0.00%	0.25%	4.85%	45.15%	81.07%	93.14%	94.17%	95.35%	96.03%	97.39%	98.03%	98.35%	98.35%	98.35%
Prior Years Tax	\$204,856	\$75,888	\$65,915	\$67,241	\$105,664	\$412,440	\$36,605	\$19,100	-\$8,538	\$45,032	\$57,688	\$121,115	\$1,203,006	
Subtotal Taxes	\$204,856	\$225,183	\$2,847,950	\$24,414,261	\$21,807,629	\$7,707,532	\$661,210	\$732,395	\$400,472	\$863,098	\$444,379	\$317,744	\$60,626,708	100.34%
Penalty & Interest	\$43,730	\$20,895	\$21,205	\$23,190	\$29,700	\$58,660	\$49,448	\$58,734	\$44,198	\$61,352	\$56,012	\$35,363	\$502,486	
Total Taxes & P&I	\$248,586	\$246,078	\$2,869,155	\$24,437,451	\$21,837,329	\$7,766,192	\$710,658	\$791,129	\$444,670	\$924,450	\$500,391	\$353,106	\$61,129,195	101.17%
Attorney Fees	\$37,553	\$18,475	\$15,622	\$16,339	\$14,363	\$16,576	\$8,654	\$7,447	\$9,389	\$11,274	\$48,017	\$31,772	\$235,481	
Total Collections	\$286,139	\$264,553	\$2,884,778	\$24,453,789	\$21,851,692	\$7,782,768	\$719,311	\$798,576	\$454,059	\$935,723	\$548,408	\$384,878	\$61,364,675	N/A

# DICKINSON INDEPENDENT SCHOOL DISTRICT

## AGENDA DOCUMENT

**Meeting Date:** March 5, 2024

**Item Title:** MOY mCLASS and MAP Testing Update

**Agenda Item:** Dr. Debby Noffsinger

### **Background Information:**

MAP MOY 2024 was optional for some grade levels:

- You will notice that some grade levels with very few students participating – these students are the ones that the campus needed a progress update.
- You will notice that some grade levels with all students participating – this is to verify that the on-campus interventions are moving students forward.
- 2nd and 4th grade had all students take the test to use the scores as a baseline for other programs such as GT selection.

MAP MOY (Middle of Year) is a calculation of student growth between the BOY (Beginning of Year) and this MOY administration. Growth is determined per student. The system utilizes each student's initial RIT score (2023 BOY) and then determines the standard national RIT point gain for a student in that grade level at that RIT score. That calculated value is the student's projected growth, how much their RIT score should increase over the course of 1 semester of learning.

Students that gain the assigned RIT points, or more, meet the projected growth and are included in the norms calculation.

MOY mCLASS was not administered. Since BOY testing was completed in October, we decided to skip MOY testing for all students. Only those first-grade students who did not take the BOY test tested in January, which is a requirement for dyslexia screening.

### **Recommendation:**

Information only

**Action Item:** \_\_\_\_\_ Yes     \_\_\_\_\_ No

**NWEA MAP**  
**MOY (Middle Of Year)**  
**Reading**  
**Reading Spanish**  
**Math**  
**Growth Data**

**Report for review by DISD School Board Trustees**

**Submitted by Dr. Debby Noffsinger**

# Understanding MAP data

MAP MOY 2024 was optional for some grade levels.

You will notice that some grade levels with very few students participating – these students are the ones that the campus needed a progress update.

You will notice that some grade levels with all students participating – this is to verify that the on-campus interventions are moving students forward.

2<sup>nd</sup> and 4<sup>th</sup> grade had all students take the test to use the scores as a baseline for other programs such as GT selection.

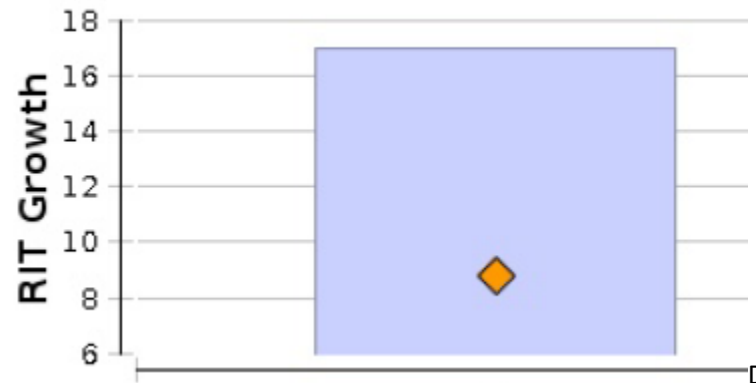

MAP MOY, Middle Of Year, is a calculation of student growth between the BOY, Beginning Of Year, and this MOY administration. Growth is determined per student. The system utilizes each student’s initial RIT score (2023 BOY) and then determines the standard national RIT point gain for a student in that grade level at that RIT score. That calculated value is the student’s projected growth, how much their RIT score should increase over the course of 1 semester of learning. Students that gain the assigned RIT points, or more, meet the projected growth and are included in the norms calculation.

Student Norms			
Number of Students With Growth Projections	Number of Students Who Met Their Growth Projection	Percentage of Students Who Met Growth Projection	Student Median Conditional Growth Percentile
213	100	47	44

213 students completed the BOY and the MOY MAP.

Out of the 213 students, 100 of them met or exceeded their projected RIT score.

47% of the eligible students met the growth projection.



Projected grade level growth for this campus in RIT points is 8.8

Observed growth, how much the grade level actually grew is 17

## Aggregate by School

Term: Winter 2023-2024  
 District: Dickinson ISD


Norms Reference Data: 2020 and User Norms<sup>1</sup>.  
 Growth Comparison Period: Fall 2023 - Winter 2024  
 Weeks of Instruction: Start - 4 (Fall 2023)  
 End - 20 (Winter 2024)  
 Grouping: None  
 Small Group Display: No

### Barber Middle School

Math: Math K-12

Grade (Winter 2024)	Total Number of Growth Events <sup>‡</sup>	Comparison Periods						Growth Evaluated Against								
		Fall 2023			Winter 2024			Growth		Grade-Level Norms			Student Norms			
		Mean RIT Score	Standard Deviation	Achievement Percentile	Mean RIT Score	Standard Deviation	Achievement Percentile	Observed Growth	Observed Growth SE	Projected School Growth	School Conditional Growth Index	School Conditional Growth Percentile	Number of Students With Growth Projections	Number of Students Who Met Their Growth Projection	Percentage of Students Who Met Growth Projection	Student Median Conditional Growth Percentile
4	260	196.4	13.9	32	203.6	14.9	36	7	0.4	6.4	0.71	76	260	140	54	52
5	3	*			*			*					*			

### Math: Math K-12



#### Explanatory Notes

- <sup>1</sup>User norms are based on the group of students who have taken the test in the selected subject and course. These results are not comparable to results based on nationally representative norms.
- \* Summaries for groups of fewer than 10 students are not shown, as the sample size may be too small for acceptable statistical reliability.
- \*\* Calculations not provided because students have no MAP results in at least one of the terms. The Growth Count is zero.
- <sup>‡</sup>Growth Count provided reflects students with MAP results in both the Start and End terms. Observed Growth calculation is based on that student data.

## Aggregate by School

Term: Winter 2023-2024  
 District: Dickinson ISD

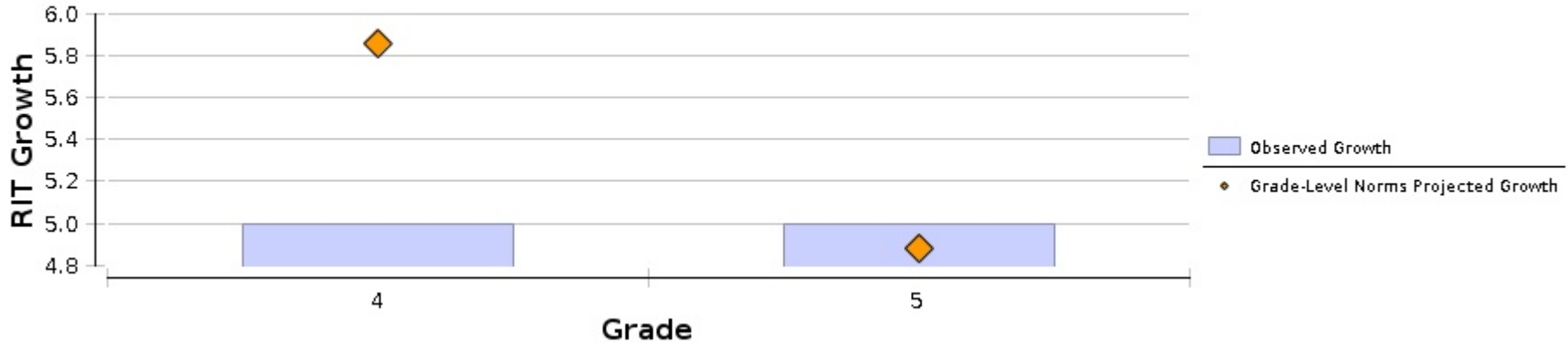
Norms Reference Data: 2020 and User Norms<sup>1</sup>.  
 Growth Comparison Period: Fall 2023 - Winter 2024  
 Weeks of Instruction: Start - 4 (Fall 2023)  
 End - 20 (Winter 2024)  
 Grouping: None  
 Small Group Display: No

### Barber Middle School

Language Arts:  
 Reading

Grade (Winter 2024)	Total Number of Growth Events‡	Comparison Periods						Growth Evaluated Against								
		Fall 2023			Winter 2024			Growth		Grade-Level Norms			Student Norms			
		Mean RIT Score	Standard Deviation	Achievement Percentile	Mean RIT Score	Standard Deviation	Achievement Percentile	Observed Growth	Observed Growth SE	Projected School Growth	School Conditional Growth Index	School Conditional Growth Percentile	Number of Students With Growth Projections	Number of Students Who Met Their Growth Projection	Percentage of Students Who Met Growth Projection	Student Median Conditional Growth Percentile
4	213	195.7	15.0	45	200.5	15.4	39	5	0.5	5.9	-0.89	19	213	100	47	44
5	280	196.4	17.2	13	201.2	17.8	13	5	0.5	4.9	-0.07	47	280	147	53	50

### Language Arts: Reading



#### Explanatory Notes

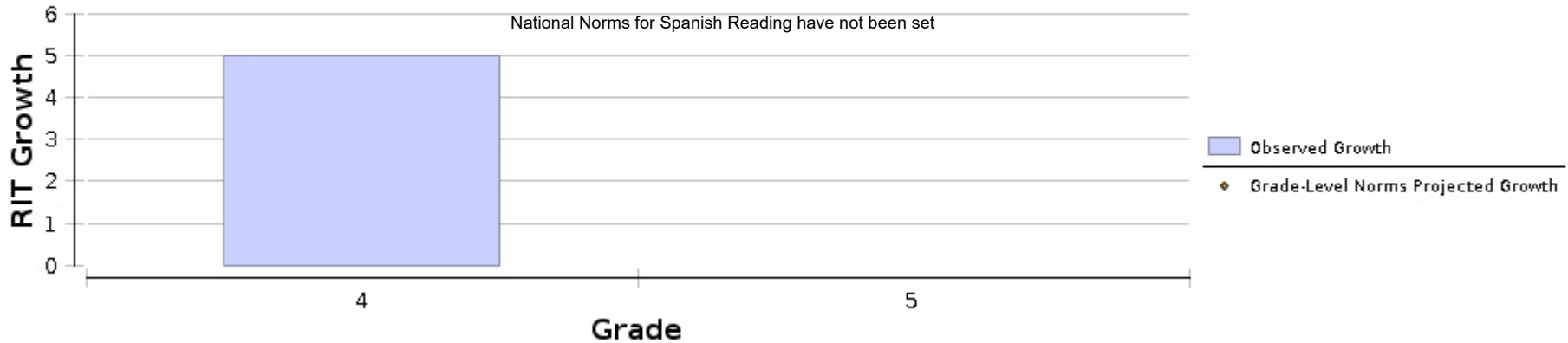
- <sup>1</sup>User norms are based on the group of students who have taken the test in the selected subject and course. These results are not comparable to results based on nationally representative norms.
- \* Summaries for groups of fewer than 10 students are not shown, as the sample size may be too small for acceptable statistical reliability.
- \*\* Calculations not provided because students have no MAP results in at least one of the terms. The Growth Count is zero.
- ‡Growth Count provided reflects students with MAP results in both the Start and End terms. Observed Growth calculation is based on that student data.

### Barber Middle School

Language Arts:  
Reading (Spanish)

Grade (Winter 2024)	Total Number of Growth Events <sup>‡</sup>	Comparison Periods						Growth Evaluated Against									
		Fall 2023			Winter 2024			Growth		Grade-Level Norms			Student Norms				
		Mean RIT Score	Standard Deviation	Achievement Percentile	Mean RIT Score	Standard Deviation	Achievement Percentile	Observed Growth	Observed Growth SE	Projected School Growth	School Conditional Growth Index	School Conditional Growth Percentile	Number of Students With Growth Projections	Number of Students Who Met Their Growth Projection	Percentage of Students Who Met Growth Projection	Student Median Conditional Growth Percentile	
4	33	185.7	11.7		190.3	13.3		5	1.5					33	18	55	48
5	2	*			*			*						*			

### Language Arts: Reading (Spanish)



**Explanatory Notes**

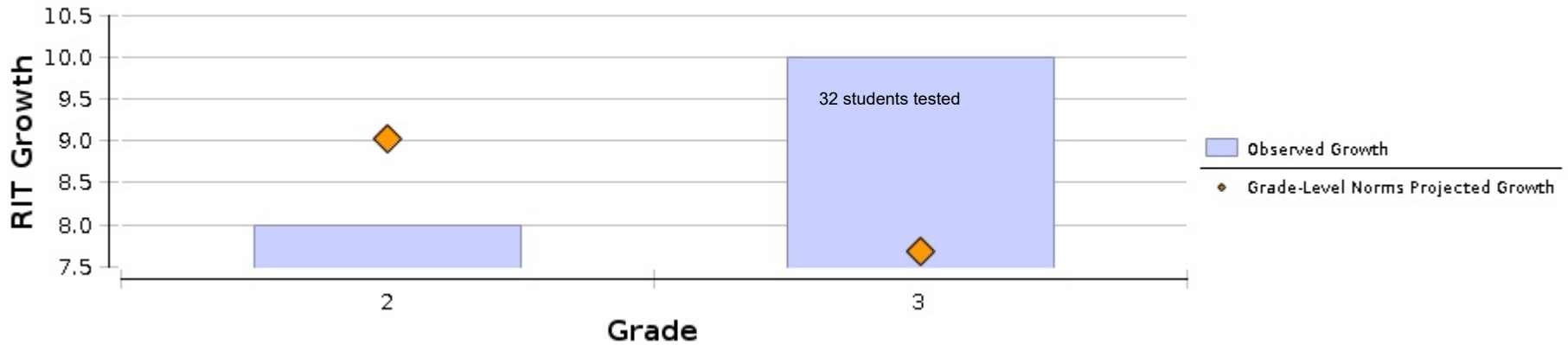
<sup>1</sup>User norms are based on the group of students who have taken the test in the selected subject and course. These results are not comparable to results based on nationally representative norms.  
<sup>\*</sup> Summaries for groups of fewer than 10 students are not shown, as the sample size may be too small for acceptable statistical reliability.  
<sup>\*\*</sup> Calculations not provided because students have no MAP results in at least one of the terms. The Growth Count is zero.  
<sup>‡</sup>Growth Count provided reflects students with MAP results in both the Start and End terms. Observed Growth calculation is based on that student data.

### Bay Colony Road Elementary School

**Math:** Math K-12

Grade (Winter 2024)	Total Number of Growth Events <sup>‡</sup>	Comparison Periods						Growth Evaluated Against								
		Fall 2023			Winter 2024			Growth		Grade-Level Norms			Student Norms			
		Mean RIT Score	Standard Deviation	Achievement Percentile	Mean RIT Score	Standard Deviation	Achievement Percentile	Observed Growth	Observed Growth SE	Projected School Growth	School Conditional Growth Index	School Conditional Growth Percentile	Number of Students With Growth Projections	Number of Students Who Met Their Growth Projection	Percentage of Students Who Met Growth Projection	Student Median Conditional Growth Percentile
2	110	174.2	10.8	44	182.4	11.2	39	8	0.6	9.0	-0.64	26	110	57	52	49
3	32	185.5	10.3	31	195.8	9.5	47	10	1.0	7.7	2.18	99	32	25	78	69

### Math: Math K-12



**Explanatory Notes**

<sup>1</sup>User norms are based on the group of students who have taken the test in the selected subject and course. These results are not comparable to results based on nationally representative norms.  
<sup>\*</sup> Summaries for groups of fewer than 10 students are not shown, as the sample size may be too small for acceptable statistical reliability.  
<sup>\*\*</sup> Calculations not provided because students have no MAP results in at least one of the terms. The Growth Count is zero.  
<sup>‡</sup>Growth Count provided reflects students with MAP results in both the Start and End terms. Observed Growth calculation is based on that student data.

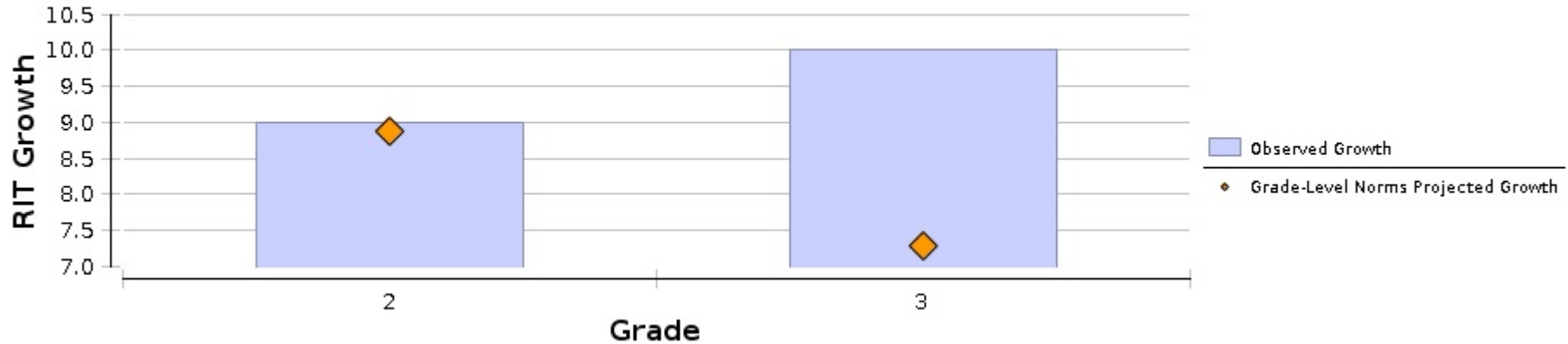
### Bay Colony Road Elementary School

Language Arts:

Reading

Grade (Winter 2024)	Total Number of Growth Events <sup>‡</sup>	Comparison Periods						Growth Evaluated Against								
		Fall 2023			Winter 2024			Growth		Grade-Level Norms			Student Norms			
		Mean RIT Score	Standard Deviation	Achievement Percentile	Mean RIT Score	Standard Deviation	Achievement Percentile	Observed Growth	Observed Growth SE	Projected School Growth	School Conditional Growth Index	School Conditional Growth Percentile	Number of Students With Growth Projections	Number of Students Who Met Their Growth Projection	Percentage of Students Who Met Growth Projection	Student Median Conditional Growth Percentile
2	90	173.3	13.0	56	182.3	13.9	56	9	0.8	8.9	0.10	54	90	48	53	52
3	101	186.3	15.7	48	196.0	15.4	62	10	0.8	7.3	1.99	98	101	69	68	65

### Language Arts: Reading



#### Explanatory Notes

<sup>1</sup>User norms are based on the group of students who have taken the test in the selected subject and course. These results are not comparable to results based on nationally representative norms.

\* Summaries for groups of fewer than 10 students are not shown, as the sample size may be too small for acceptable statistical reliability.

\*\* Calculations not provided because students have no MAP results in at least one of the terms. The Growth Count is zero.

<sup>‡</sup>Growth Count provided reflects students with MAP results in both the Start and End terms. Observed Growth calculation is based on that student data.

## Aggregate by School

Term: Winter 2023-2024  
 District: Dickinson ISD

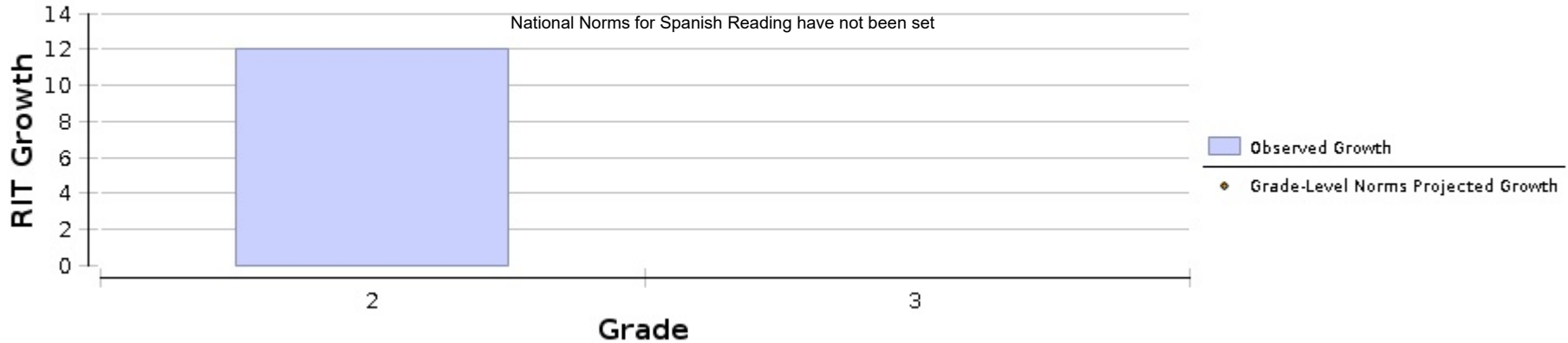
Norms Reference Data: 2020 and User Norms<sup>1</sup>.  
 Growth Comparison Period: Fall 2023 - Winter 2024  
 Weeks of Instruction: Start - 4 (Fall 2023)  
 End - 20 (Winter 2024)  
 Grouping: None  
 Small Group Display: No

### Bay Colony Road Elementary School

Language Arts:  
 Reading (Spanish)

Grade (Winter 2024)	Total Number of Growth Events <sup>‡</sup>	Comparison Periods						Growth Evaluated Against								
		Fall 2023			Winter 2024			Growth		Grade-Level Norms			Student Norms			
		Mean RIT Score	Standard Deviation	Achievement Percentile	Mean RIT Score	Standard Deviation	Achievement Percentile	Observed Growth	Observed Growth SE	Projected School Growth	School Conditional Growth Index	School Conditional Growth Percentile	Number of Students With Growth Projections	Number of Students Who Met Their Growth Projection	Percentage of Students Who Met Growth Projection	Student Median Conditional Growth Percentile
2	22	172.7	10.3		184.9	9.9		12	1.0				22	18	82	76
3	11	195.0	11.0		195.4	7.4		0	2.1				11	2	18	23

### Language Arts: Reading (Spanish)



#### Explanatory Notes

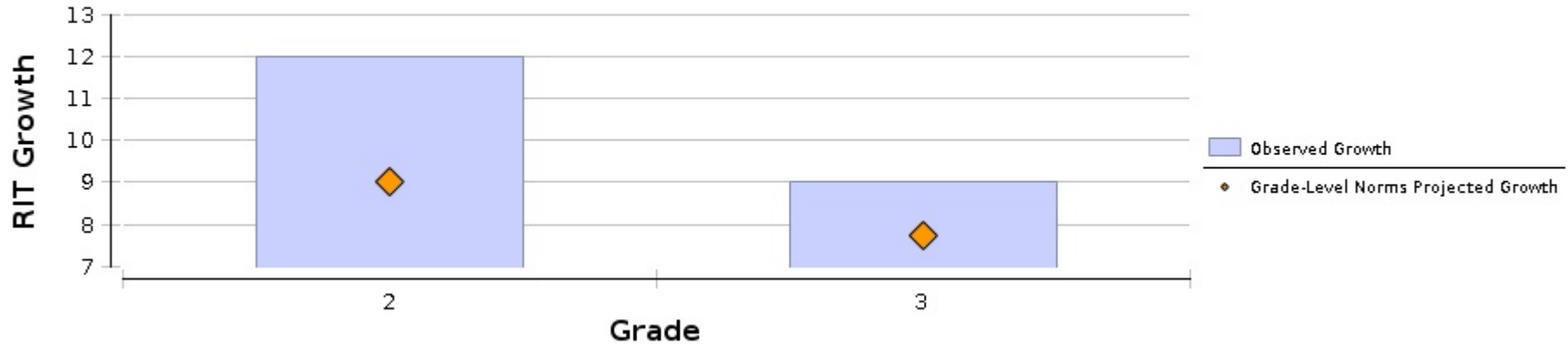
- <sup>1</sup>User norms are based on the group of students who have taken the test in the selected subject and course. These results are not comparable to results based on nationally representative norms.
- \* Summaries for groups of fewer than 10 students are not shown, as the sample size may be too small for acceptable statistical reliability.
- \*\* Calculations not provided because students have no MAP results in at least one of the terms. The Growth Count is zero.
- <sup>‡</sup>Growth Count provided reflects students with MAP results in both the Start and End terms. Observed Growth calculation is based on that student data.

### Calder Road Elemenatry

Math: Math K-12

Grade (Winter 2024)	Total Number of Growth Events <sup>‡</sup>	Comparison Periods						Growth Evaluated Against								
		Fall 2023			Winter 2024			Growth		Grade-Level Norms			Student Norms			
		Mean RIT Score	Standard Deviation	Achievement Percentile	Mean RIT Score	Standard Deviation	Achievement Percentile	Observed Growth	Observed Growth SE	Projected School Growth	School Conditional Growth Index	School Conditional Growth Percentile	Number of Students With Growth Projections	Number of Students Who Met Their Growth Projection	Percentage of Students Who Met Growth Projection	Student Median Conditional Growth Percentile
2	109	170.3	12.9	21	181.8	11.2	35	12	0.7	9.0	1.92	97	109	70	64	63
3	129	187.2	14.5	42	196.0	14.7	49	9	0.5	7.7	0.90	82	129	83	64	57

### Math: Math K-12



**Explanatory Notes**

<sup>1</sup>User norms are based on the group of students who have taken the test in the selected subject and course. These results are not comparable to results based on nationally representative norms.  
 \* Summaries for groups of fewer than 10 students are not shown, as the sample size may be too small for acceptable statistical reliability.  
 \*\* Calculations not provided because students have no MAP results in at least one of the terms. The Growth Count is zero.  
<sup>‡</sup>Growth Count provided reflects students with MAP results in both the Start and End terms. Observed Growth calculation is based on that student data.

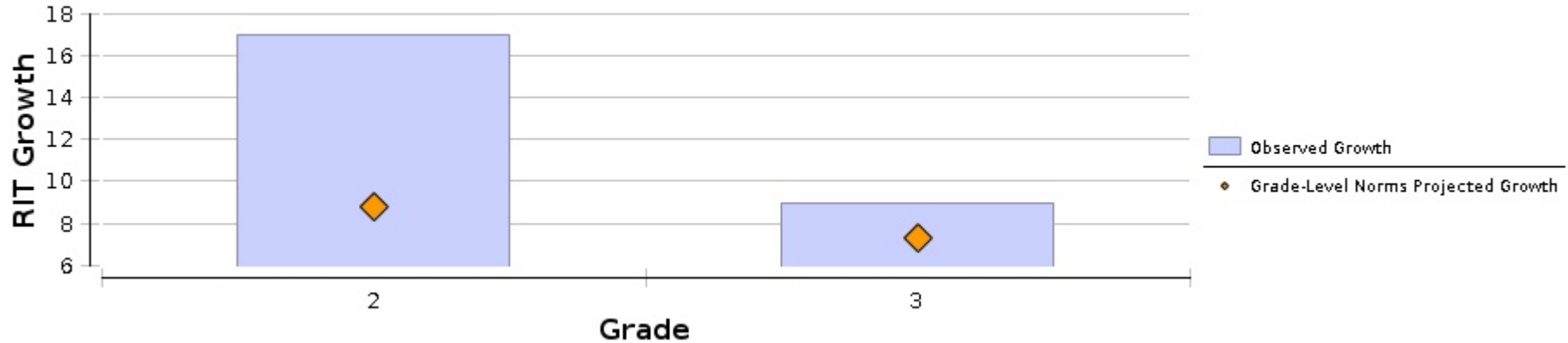
### Calder Road Elementary

Language Arts:

Reading

Grade (Winter 2024)	Total Number of Growth Events <sup>‡</sup>	Comparison Periods						Growth Evaluated Against								
		Fall 2023			Winter 2024			Growth		Grade-Level Norms			Student Norms			
		Mean RIT Score	Standard Deviation	Achievement Percentile	Mean RIT Score	Standard Deviation	Achievement Percentile	Observed Growth	Observed Growth SE	Projected School Growth	School Conditional Growth Index	School Conditional Growth Percentile	Number of Students With Growth Projections	Number of Students Who Met Their Growth Projection	Percentage of Students Who Met Growth Projection	Student Median Conditional Growth Percentile
2	99	167.7	15.7	24	184.6	13.9	69	17	0.9	8.8	5.66	99	99	81	82	88
3	110	185.6	16.5	44	194.8	15.9	55	9	0.9	7.3	1.56	94	110	68	62	62

### Language Arts: Reading



**Explanatory Notes**

<sup>1</sup>User norms are based on the group of students who have taken the test in the selected subject and course. These results are not comparable to results based on nationally representative norms.

\* Summaries for groups of fewer than 10 students are not shown, as the sample size may be too small for acceptable statistical reliability.

\*\* Calculations not provided because students have no MAP results in at least one of the terms. The Growth Count is zero.

<sup>‡</sup>Growth Count provided reflects students with MAP results in both the Start and End terms. Observed Growth calculation is based on that student data.



# Student Growth Summary Report

## Aggregate by School

Term: Winter 2023-2024  
 District: Dickinson ISD

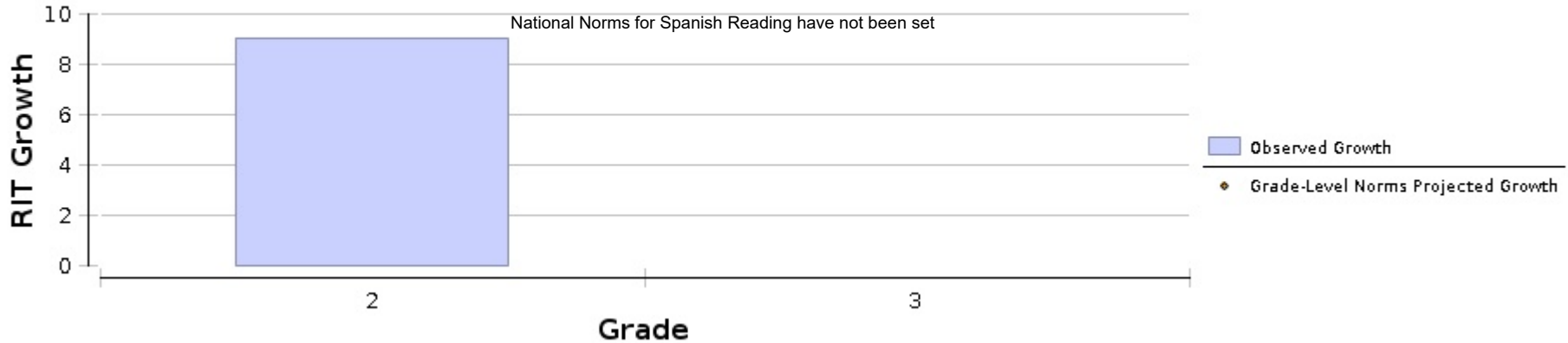
Norms Reference Data: 2020 and User Norms<sup>1</sup>.  
 Growth Comparison Period: Fall 2023 - Winter 2024  
 Weeks of Instruction: Start - 4 (Fall 2023)  
 End - 20 (Winter 2024)  
 Grouping: None  
 Small Group Display: No

### Calder Road Elementary

Language Arts:  
 Reading (Spanish)

Grade (Winter 2024)	Total Number of Growth Events <sup>‡</sup>	Comparison Periods						Growth Evaluated Against									
		Fall 2023			Winter 2024			Growth		Grade-Level Norms			Student Norms				
		Mean RIT Score	Standard Deviation	Achievement Percentile	Mean RIT Score	Standard Deviation	Achievement Percentile	Observed Growth	Observed Growth SE	Projected School Growth	School Conditional Growth Index	School Conditional Growth Percentile	Number of Students With Growth Projections	Number of Students Who Met Their Growth Projection	Percentage of Students Who Met Growth Projection	Student Median Conditional Growth Percentile	
2	14	176.6	10.8		185.4	10.6		9	1.8					14	11	79	71
3	9	*			*			*						*			

### Language Arts: Reading (Spanish)



#### Explanatory Notes

- <sup>1</sup>User norms are based on the group of students who have taken the test in the selected subject and course. These results are not comparable to results based on nationally representative norms.
- \* Summaries for groups of fewer than 10 students are not shown, as the sample size may be too small for acceptable statistical reliability.
- \*\* Calculations not provided because students have no MAP results in at least one of the terms. The Growth Count is zero.
- <sup>‡</sup>Growth Count provided reflects students with MAP results in both the Start and End terms. Observed Growth calculation is based on that student data.

## Aggregate by School

Term: Winter 2023-2024  
 District: Dickinson ISD

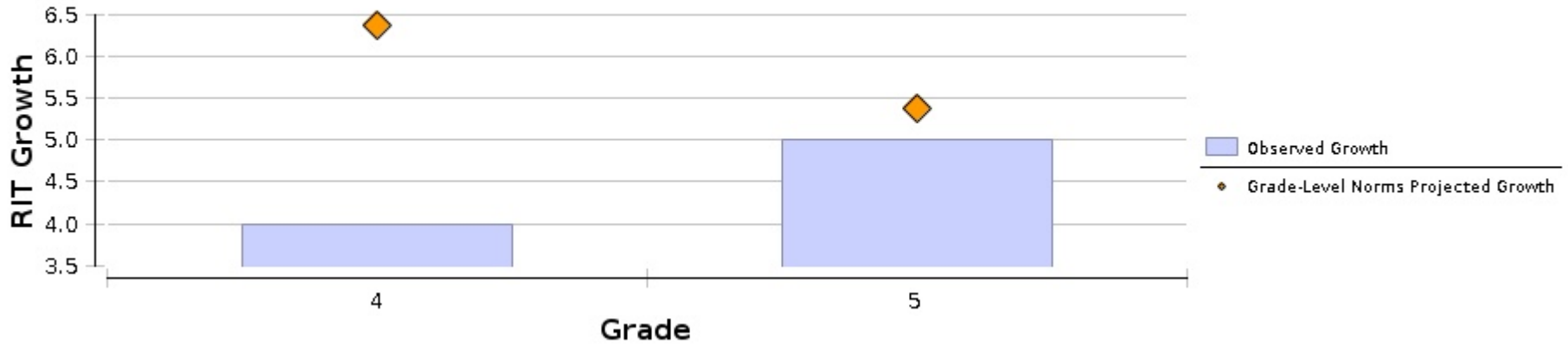
Norms Reference Data: 2020 and User Norms<sup>1</sup>.  
 Growth Comparison Period: Fall 2023 - Winter 2024  
 Weeks of Instruction: Start - 4 (Fall 2023)  
 End - 20 (Winter 2024)  
 Grouping: None  
 Small Group Display: No

### Dunbar Middle School

Math: Math K-12

Grade (Winter 2024)	Total Number of Growth Events <sup>‡</sup>	Comparison Periods						Growth Evaluated Against								
		Fall 2023			Winter 2024			Growth		Grade-Level Norms			Student Norms			
		Mean RIT Score	Standard Deviation	Achievement Percentile	Mean RIT Score	Standard Deviation	Achievement Percentile	Observed Growth	Observed Growth SE	Projected School Growth	School Conditional Growth Index	School Conditional Growth Percentile	Number of Students With Growth Projections	Number of Students Who Met Their Growth Projection	Percentage of Students Who Met Growth Projection	Student Median Conditional Growth Percentile
4	251	195.5	16.6	27	199.4	17.8	17	4	0.4	6.4	-2.17	1	251	85	34	31
5	268	205.8	16.5	32	210.9	16.0	31	5	0.4	5.4	-0.21	41	268	136	51	49

### Math: Math K-12



**Explanatory Notes**

<sup>1</sup>User norms are based on the group of students who have taken the test in the selected subject and course. These results are not comparable to results based on nationally representative norms.  
 \* Summaries for groups of fewer than 10 students are not shown, as the sample size may be too small for acceptable statistical reliability.  
 \*\* Calculations not provided because students have no MAP results in at least one of the terms. The Growth Count is zero.  
<sup>‡</sup>Growth Count provided reflects students with MAP results in both the Start and End terms. Observed Growth calculation is based on that student data.

## Aggregate by School

Term: Winter 2023-2024  
 District: Dickinson ISD

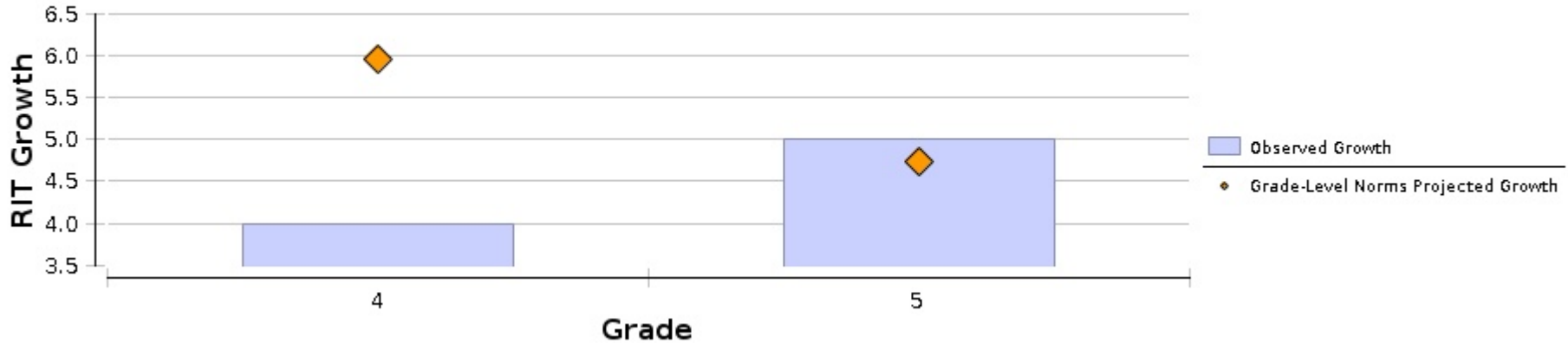
Norms Reference Data: 2020 and User Norms<sup>1</sup>.  
 Growth Comparison Period: Fall 2023 - Winter 2024  
 Weeks of Instruction: Start - 4 (Fall 2023)  
 End - 20 (Winter 2024)  
 Grouping: None  
 Small Group Display: No

### Dunbar Middle School

Language Arts:  
 Reading

Grade (Winter 2024)	Total Number of Growth Events <sup>‡</sup>	Comparison Periods						Growth Evaluated Against								
		Fall 2023			Winter 2024			Growth		Grade-Level Norms			Student Norms			
		Mean RIT Score	Standard Deviation	Achievement Percentile	Mean RIT Score	Standard Deviation	Achievement Percentile	Observed Growth	Observed Growth SE	Projected School Growth	School Conditional Growth Index	School Conditional Growth Percentile	Number of Students With Growth Projections	Number of Students Who Met Their Growth Projection	Percentage of Students Who Met Growth Projection	Student Median Conditional Growth Percentile
4	214	192.5	16.8	28	196.2	18.1	19	4	0.6	6.0	-1.91	3	214	86	40	33
5	261	201.1	16.0	32	205.6	14.8	31	5	0.5	4.7	-0.21	42	261	138	53	51

### Language Arts: Reading



#### Explanatory Notes

<sup>1</sup>User norms are based on the group of students who have taken the test in the selected subject and course. These results are not comparable to results based on nationally representative norms.

\* Summaries for groups of fewer than 10 students are not shown, as the sample size may be too small for acceptable statistical reliability.

\*\* Calculations not provided because students have no MAP results in at least one of the terms. The Growth Count is zero.

<sup>‡</sup>Growth Count provided reflects students with MAP results in both the Start and End terms. Observed Growth calculation is based on that student data.

## Aggregate by School

Term: Winter 2023-2024  
 District: Dickinson ISD

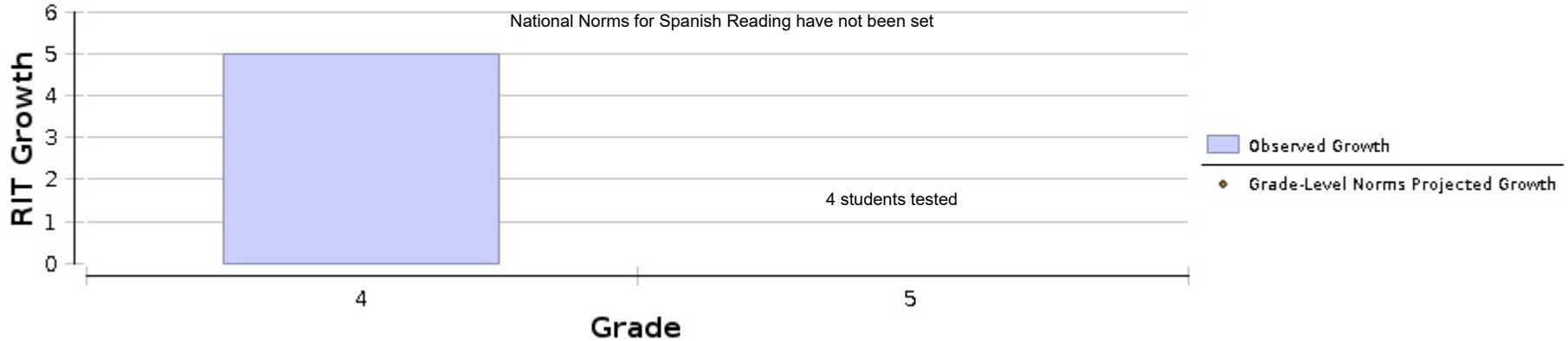
Norms Reference Data: 2020 and User Norms<sup>1</sup>.  
 Growth Comparison Period: Fall 2023 - Winter 2024  
 Weeks of Instruction: Start - 4 (Fall 2023)  
 End - 20 (Winter 2024)  
 Grouping: None  
 Small Group Display: No

### Dunbar Middle School

Language Arts:  
 Reading (Spanish)

Grade (Winter 2024)	Total Number of Growth Events <sup>‡</sup>	Comparison Periods						Growth Evaluated Against								
		Fall 2023			Winter 2024			Growth		Grade-Level Norms			Student Norms			
		Mean RIT Score	Standard Deviation	Achievement Percentile	Mean RIT Score	Standard Deviation	Achievement Percentile	Observed Growth	Observed Growth SE	Projected School Growth	School Conditional Growth Index	School Conditional Growth Percentile	Number of Students With Growth Projections	Number of Students Who Met Their Growth Projection	Percentage of Students Who Met Growth Projection	Student Median Conditional Growth Percentile
4	18	190.3	20.0		195.4	18.5		5	1.7				18	9	50	42
5	4	*			*			*					*			

### Language Arts: Reading (Spanish)



**Explanatory Notes**

<sup>1</sup>User norms are based on the group of students who have taken the test in the selected subject and course. These results are not comparable to results based on nationally representative norms.  
 \* Summaries for groups of fewer than 10 students are not shown, as the sample size may be too small for acceptable statistical reliability.  
 \*\* Calculations not provided because students have no MAP results in at least one of the terms. The Growth Count is zero.  
<sup>‡</sup>Growth Count provided reflects students with MAP results in both the Start and End terms. Observed Growth calculation is based on that student data.



# Student Growth Summary Report

## Aggregate by School

Term: Winter 2023-2024  
District: Dickinson ISD

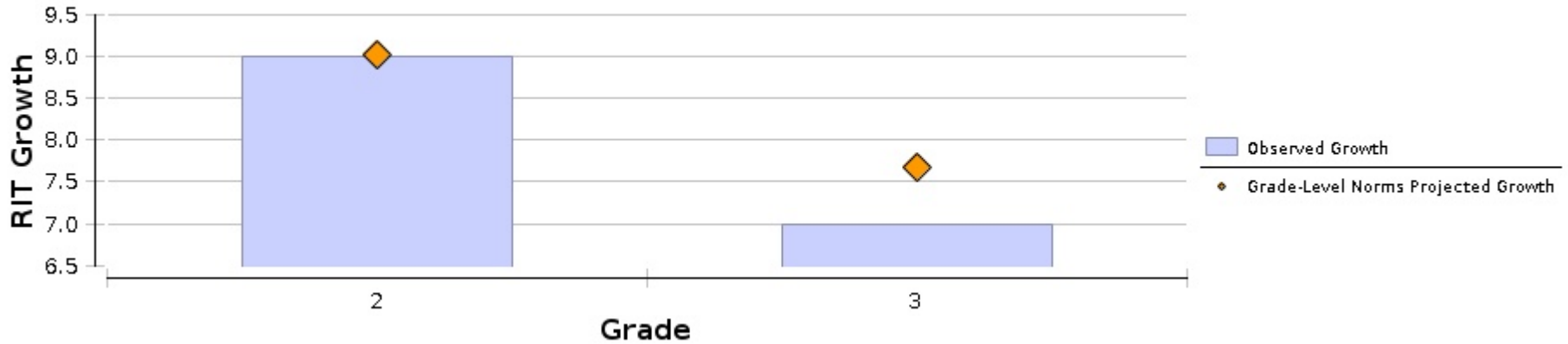
Norms Reference Data: 2020 and User Norms<sup>1</sup>.  
Growth Comparison Period: Fall 2023 - Winter 2024  
Weeks of Instruction: Start - 4 (Fall 2023)  
End - 20 (Winter 2024)  
Grouping: None  
Small Group Display: No

### Hughes Road Elementary School

Math: Math K-12

Grade (Winter 2024)	Total Number of Growth Events <sup>‡</sup>	Comparison Periods						Growth Evaluated Against								
		Fall 2023			Winter 2024			Growth		Grade-Level Norms			Student Norms			
		Mean RIT Score	Standard Deviation	Achievement Percentile	Mean RIT Score	Standard Deviation	Achievement Percentile	Observed Growth	Observed Growth SE	Projected School Growth	School Conditional Growth Index	School Conditional Growth Percentile	Number of Students With Growth Projections	Number of Students Who Met Their Growth Projection	Percentage of Students Who Met Growth Projection	Student Median Conditional Growth Percentile
2	129	170.4	14.5	21	179.6	13.1	23	9	0.6	9.0	0.15	56	129	58	45	41
3	124	185.8	11.6	33	192.5	11.7	27	7	0.6	7.7	-0.82	21	124	59	48	44

### Math: Math K-12



#### Explanatory Notes

- <sup>1</sup>User norms are based on the group of students who have taken the test in the selected subject and course. These results are not comparable to results based on nationally representative norms.
- \* Summaries for groups of fewer than 10 students are not shown, as the sample size may be too small for acceptable statistical reliability.
- \*\* Calculations not provided because students have no MAP results in at least one of the terms. The Growth Count is zero.
- <sup>‡</sup>Growth Count provided reflects students with MAP results in both the Start and End terms. Observed Growth calculation is based on that student data.

## Aggregate by School

Term: Winter 2023-2024  
District: Dickinson ISD

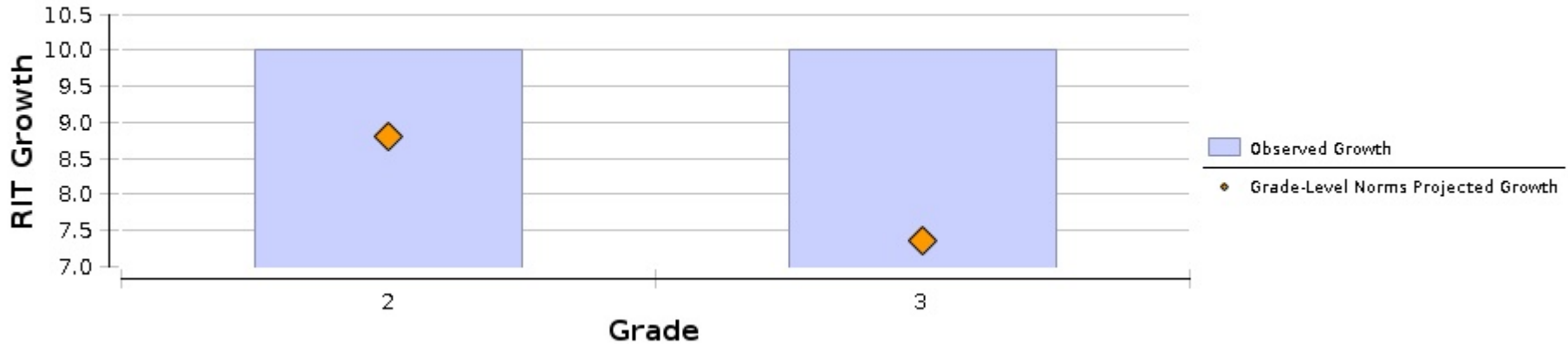
Norms Reference Data: 2020 and User Norms<sup>1</sup>.  
 Growth Comparison Period: Fall 2023 - Winter 2024  
 Weeks of Instruction: Start - 4 (Fall 2023)  
 End - 20 (Winter 2024)  
 Grouping: None  
 Small Group Display: No

### Hughes Road Elementary School

Language Arts:  
Reading

Grade (Winter 2024)	Total Number of Growth Events‡	Comparison Periods						Growth Evaluated Against								
		Fall 2023			Winter 2024			Growth		Grade-Level Norms			Student Norms			
		Mean RIT Score	Standard Deviation	Achievement Percentile	Mean RIT Score	Standard Deviation	Achievement Percentile	Observed Growth	Observed Growth SE	Projected School Growth	School Conditional Growth Index	School Conditional Growth Percentile	Number of Students With Growth Projections	Number of Students Who Met Their Growth Projection	Percentage of Students Who Met Growth Projection	Student Median Conditional Growth Percentile
2	126	169.2	15.3	31	179.1	15.0	38	10	0.9	8.8	0.77	78	126	63	50	48
3	121	183.5	14.6	33	193.7	13.4	49	10	0.9	7.4	2.34	99	121	79	65	65

### Language Arts: Reading



#### Explanatory Notes

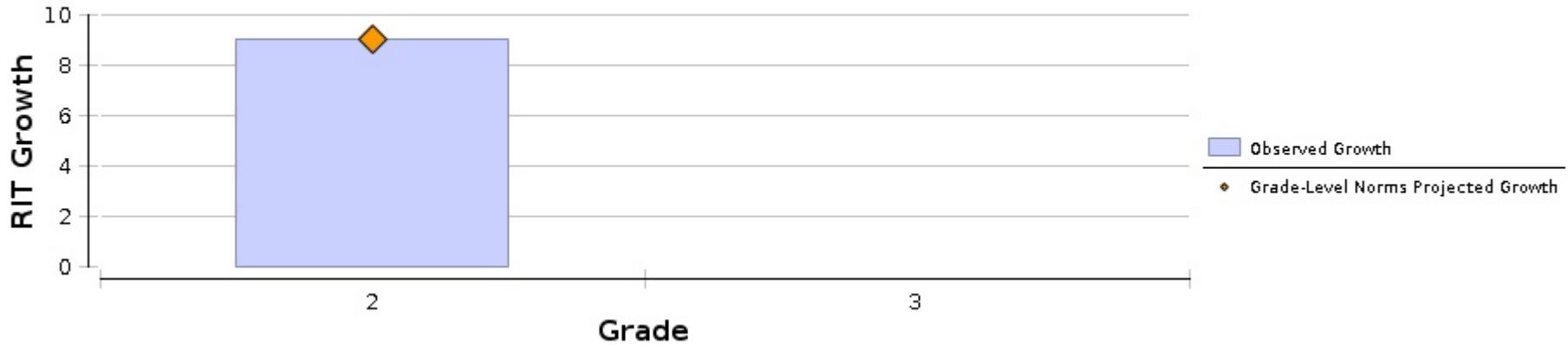
- <sup>1</sup>User norms are based on the group of students who have taken the test in the selected subject and course. These results are not comparable to results based on nationally representative norms.
- \* Summaries for groups of fewer than 10 students are not shown, as the sample size may be too small for acceptable statistical reliability.
- \*\* Calculations not provided because students have no MAP results in at least one of the terms. The Growth Count is zero.
- ‡Growth Count provided reflects students with MAP results in both the Start and End terms. Observed Growth calculation is based on that student data.

### KE Little Elementary School

Math: Math K-12

Grade (Winter 2024)	Total Number of Growth Events <sup>‡</sup>	Comparison Periods						Growth Evaluated Against								
		Fall 2023			Winter 2024			Growth		Grade-Level Norms			Student Norms			
		Mean RIT Score	Standard Deviation	Achievement Percentile	Mean RIT Score	Standard Deviation	Achievement Percentile	Observed Growth	Observed Growth SE	Projected School Growth	School Conditional Growth Index	School Conditional Growth Percentile	Number of Students With Growth Projections	Number of Students Who Met Their Growth Projection	Percentage of Students Who Met Growth Projection	Student Median Conditional Growth Percentile
2	98	171.0	13.5	24	180.2	13.5	26	9	0.8	9.0	0.14	56	98	49	50	48
3	1	*			*			*					*			

### Math: Math K-12



**Explanatory Notes**

<sup>1</sup>User norms are based on the group of students who have taken the test in the selected subject and course. These results are not comparable to results based on nationally representative norms.  
 \* Summaries for groups of fewer than 10 students are not shown, as the sample size may be too small for acceptable statistical reliability.  
 \*\* Calculations not provided because students have no MAP results in at least one of the terms. The Growth Count is zero.  
 ‡Growth Count provided reflects students with MAP results in both the Start and End terms. Observed Growth calculation is based on that student data.

## Aggregate by School

Term: Winter 2023-2024  
District: Dickinson ISD

Norms Reference Data: 2020 and User Norms<sup>1</sup>.  
Growth Comparison Period: Fall 2023 - Winter 2024  
Weeks of Instruction: Start - 4 (Fall 2023)  
End - 20 (Winter 2024)  
Grouping: None  
Small Group Display: No

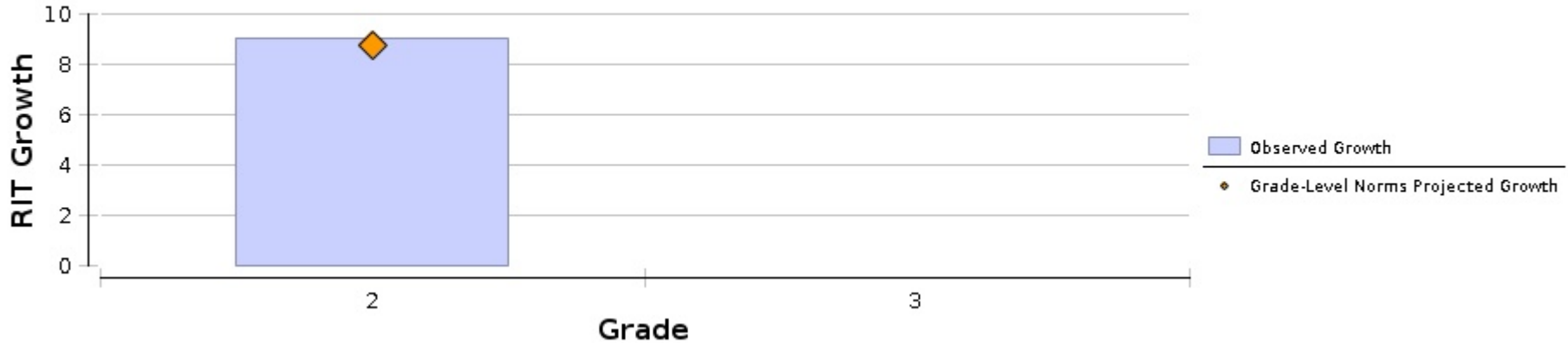
### KE Little Elementary School

Language Arts:

Reading

Grade (Winter 2024)	Total Number of Growth Events <sup>‡</sup>	Comparison Periods						Growth Evaluated Against								
		Fall 2023			Winter 2024			Growth		Grade-Level Norms			Student Norms			
		Mean RIT Score	Standard Deviation	Achievement Percentile	Mean RIT Score	Standard Deviation	Achievement Percentile	Observed Growth	Observed Growth SE	Projected School Growth	School Conditional Growth Index	School Conditional Growth Percentile	Number of Students With Growth Projections	Number of Students Who Met Their Growth Projection	Percentage of Students Who Met Growth Projection	Student Median Conditional Growth Percentile
2	58	165.7	12.8	15	174.2	13.2	15	9	1.1	8.7	-0.16	44	58	25	43	38
3	0	**			**			**					**			

### Language Arts: Reading



**Explanatory Notes**

<sup>1</sup>User norms are based on the group of students who have taken the test in the selected subject and course. These results are not comparable to results based on nationally representative norms.

\* Summaries for groups of fewer than 10 students are not shown, as the sample size may be too small for acceptable statistical reliability.

\*\* Calculations not provided because students have no MAP results in at least one of the terms. The Growth Count is zero.

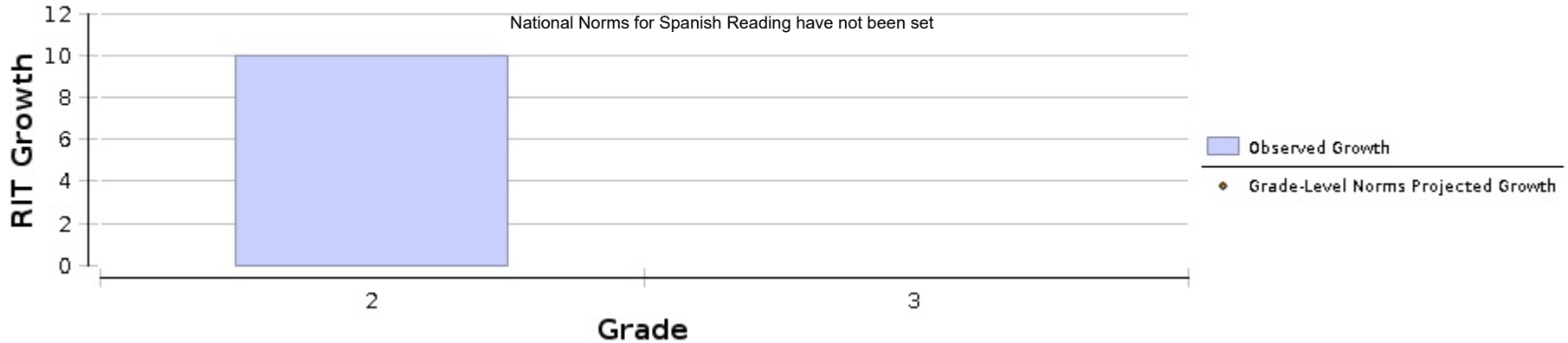
<sup>‡</sup>Growth Count provided reflects students with MAP results in both the Start and End terms. Observed Growth calculation is based on that student data.

### KE Little Elementary School

Language Arts:  
Reading (Spanish)

Grade (Winter 2024)	Total Number of Growth Events‡	Comparison Periods						Growth Evaluated Against									
		Fall 2023			Winter 2024			Growth		Grade-Level Norms			Student Norms				
		Mean RIT Score	Standard Deviation	Achievement Percentile	Mean RIT Score	Standard Deviation	Achievement Percentile	Observed Growth	Observed Growth SE	Projected School Growth	School Conditional Growth Index	School Conditional Growth Percentile	Number of Students With Growth Projections	Number of Students Who Met Their Growth Projection	Percentage of Students Who Met Growth Projection	Student Median Conditional Growth Percentile	
2	35	175.0	13.0		184.5	13.0		10	1.1					35	24	69	63
3	1	*			*			*						*			

### Language Arts: Reading (Spanish)



#### Explanatory Notes

- <sup>1</sup>User norms are based on the group of students who have taken the test in the selected subject and course. These results are not comparable to results based on nationally representative norms.
- \* Summaries for groups of fewer than 10 students are not shown, as the sample size may be too small for acceptable statistical reliability.
- \*\* Calculations not provided because students have no MAP results in at least one of the terms. The Growth Count is zero.
- ‡Growth Count provided reflects students with MAP results in both the Start and End terms. Observed Growth calculation is based on that student data.

## Aggregate by School

Term: Winter 2023-2024  
 District: Dickinson ISD

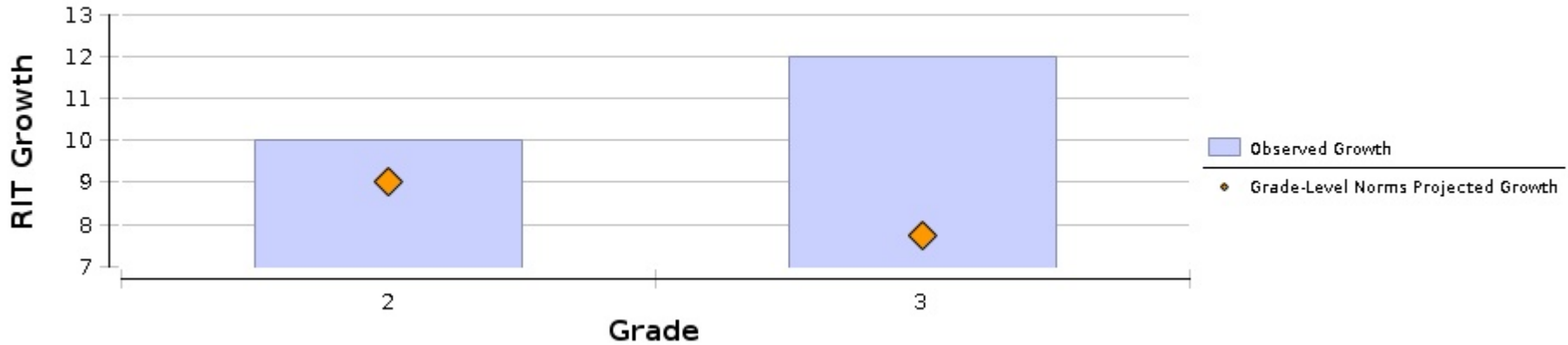
Norms Reference Data: 2020 and User Norms<sup>1</sup>.  
 Growth Comparison Period: Fall 2023 - Winter 2024  
 Weeks of Instruction: Start - 4 (Fall 2023)  
 End - 20 (Winter 2024)  
 Grouping: None  
 Small Group Display: No

### Lobit Elementary School

Math: Math K-12

Grade (Winter 2024)	Total Number of Growth Events <sup>‡</sup>	Comparison Periods						Growth Evaluated Against								
		Fall 2023			Winter 2024			Growth		Grade-Level Norms			Student Norms			
		Mean RIT Score	Standard Deviation	Achievement Percentile	Mean RIT Score	Standard Deviation	Achievement Percentile	Observed Growth	Observed Growth SE	Projected School Growth	School Conditional Growth Index	School Conditional Growth Percentile	Number of Students With Growth Projections	Number of Students Who Met Their Growth Projection	Percentage of Students Who Met Growth Projection	Student Median Conditional Growth Percentile
2	164	172.3	11.6	32	182.6	9.9	40	10	0.5	9.0	0.99	84	164	104	63	59
3	166	188.0	10.6	47	199.4	10.4	69	12	0.5	7.7	3.04	99	166	124	75	75

### Math: Math K-12



**Explanatory Notes**

<sup>1</sup>User norms are based on the group of students who have taken the test in the selected subject and course. These results are not comparable to results based on nationally representative norms.  
 \* Summaries for groups of fewer than 10 students are not shown, as the sample size may be too small for acceptable statistical reliability.  
 \*\* Calculations not provided because students have no MAP results in at least one of the terms. The Growth Count is zero.  
<sup>‡</sup>Growth Count provided reflects students with MAP results in both the Start and End terms. Observed Growth calculation is based on that student data.

## Aggregate by School

Term: Winter 2023-2024  
District: Dickinson ISD

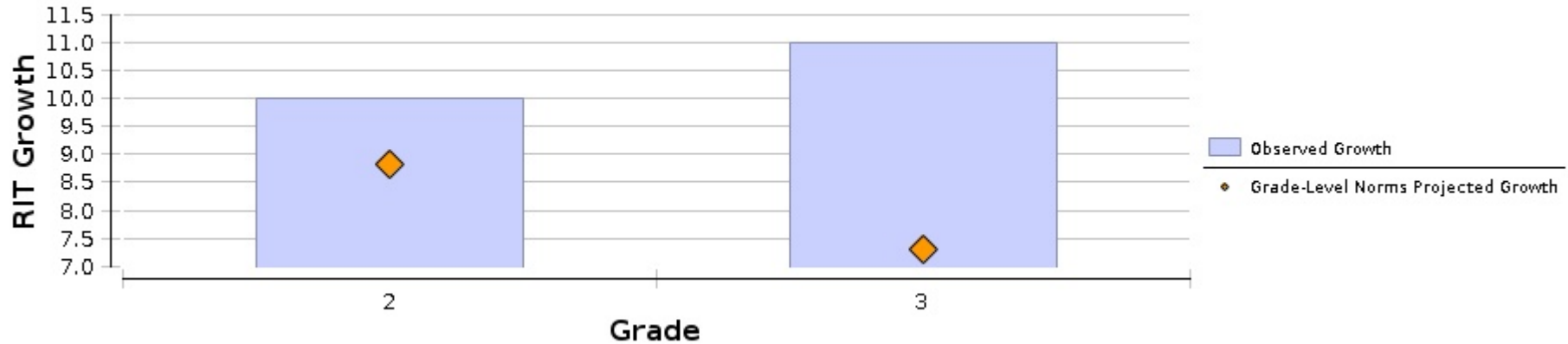
Norms Reference Data: 2020 and User Norms<sup>1</sup>.  
Growth Comparison Period: Fall 2023 - Winter 2024  
Weeks of Instruction: Start - 4 (Fall 2023)  
End - 20 (Winter 2024)  
Grouping: None  
Small Group Display: No

### Lobit Elementary School

Language Arts:  
Reading

Grade (Winter 2024)	Total Number of Growth Events‡	Comparison Periods						Growth Evaluated Against								
		Fall 2023			Winter 2024			Growth		Grade-Level Norms			Student Norms			
		Mean RIT Score	Standard Deviation	Achievement Percentile	Mean RIT Score	Standard Deviation	Achievement Percentile	Observed Growth	Observed Growth SE	Projected School Growth	School Conditional Growth Index	School Conditional Growth Percentile	Number of Students With Growth Projections	Number of Students Who Met Their Growth Projection	Percentage of Students Who Met Growth Projection	Student Median Conditional Growth Percentile
2	166	170.5	14.5	39	180.9	14.6	48	10	0.7	8.8	1.10	87	166	100	60	59
3	166	186.0	14.1	47	197.0	13.2	67	11	0.7	7.3	3.06	99	166	118	71	77

### Language Arts: Reading



#### Explanatory Notes

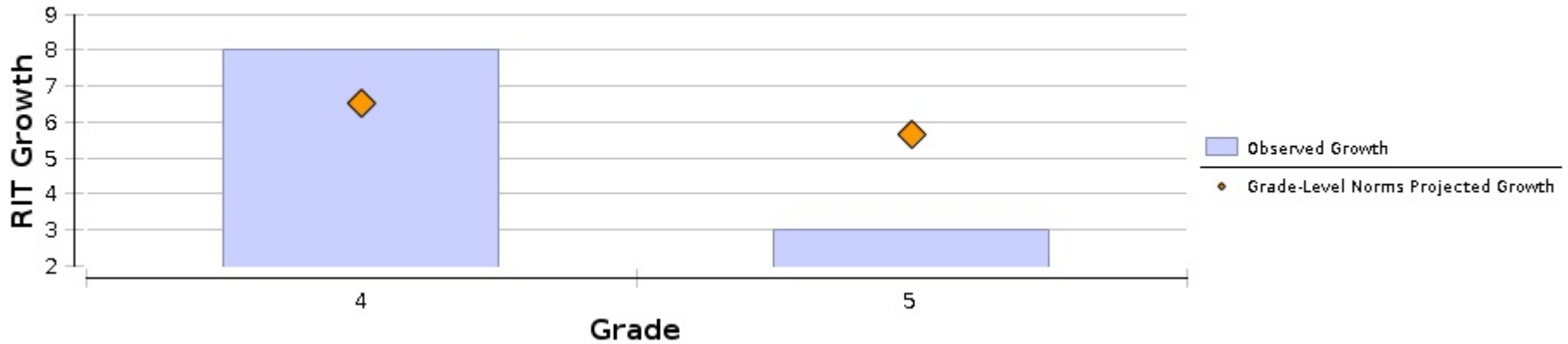
- <sup>1</sup>User norms are based on the group of students who have taken the test in the selected subject and course. These results are not comparable to results based on nationally representative norms.
- \* Summaries for groups of fewer than 10 students are not shown, as the sample size may be too small for acceptable statistical reliability.
- \*\* Calculations not provided because students have no MAP results in at least one of the terms. The Growth Count is zero.
- ‡Growth Count provided reflects students with MAP results in both the Start and End terms. Observed Growth calculation is based on that student data.

### Lobit Middle School

Math: Math K-12

Grade (Winter 2024)	Total Number of Growth Events‡	Comparison Periods						Growth Evaluated Against								
		Fall 2023			Winter 2024			Growth		Grade-Level Norms			Student Norms			
		Mean RIT Score	Standard Deviation	Achievement Percentile	Mean RIT Score	Standard Deviation	Achievement Percentile	Observed Growth	Observed Growth SE	Projected School Growth	School Conditional Growth Index	School Conditional Growth Percentile	Number of Students With Growth Projections	Number of Students Who Met Their Growth Projection	Percentage of Students Who Met Growth Projection	Student Median Conditional Growth Percentile
4	291	200.5	12.8	56	208.1	13.1	62	8	0.4	6.5	0.94	83	291	174	60	56
5	279	211.0	14.6	60	214.3	14.7	48	3	0.3	5.7	-1.78	4	279	106	38	33

### Math: Math K-12



**Explanatory Notes**

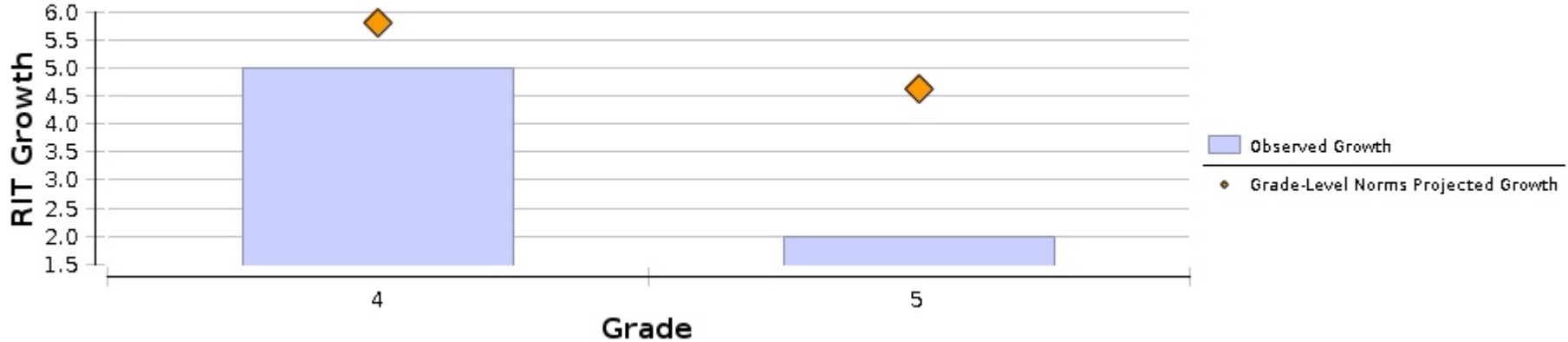
<sup>1</sup>User norms are based on the group of students who have taken the test in the selected subject and course. These results are not comparable to results based on nationally representative norms.  
 \* Summaries for groups of fewer than 10 students are not shown, as the sample size may be too small for acceptable statistical reliability.  
 \*\* Calculations not provided because students have no MAP results in at least one of the terms. The Growth Count is zero.  
 ‡Growth Count provided reflects students with MAP results in both the Start and End terms. Observed Growth calculation is based on that student data.

### Lobit Middle School

Language Arts:  
Reading

Grade (Winter 2024)	Total Number of Growth Events‡	Comparison Periods						Growth Evaluated Against								
		Fall 2023			Winter 2024			Growth		Grade-Level Norms			Student Norms			
		Mean RIT Score	Standard Deviation	Achievement Percentile	Mean RIT Score	Standard Deviation	Achievement Percentile	Observed Growth	Observed Growth SE	Projected School Growth	School Conditional Growth Index	School Conditional Growth Percentile	Number of Students With Growth Projections	Number of Students Who Met Their Growth Projection	Percentage of Students Who Met Growth Projection	Student Median Conditional Growth Percentile
4	260	197.8	15.1	56	202.7	14.1	51	5	0.6	5.8	-0.75	23	260	128	49	45
5	261	204.8	15.8	52	206.8	16.2	37	2	0.5	4.6	-2.33	1	261	103	39	31

### Language Arts: Reading



**Explanatory Notes**

<sup>1</sup>User norms are based on the group of students who have taken the test in the selected subject and course. These results are not comparable to results based on nationally representative norms.  
 \* Summaries for groups of fewer than 10 students are not shown, as the sample size may be too small for acceptable statistical reliability.  
 \*\* Calculations not provided because students have no MAP results in at least one of the terms. The Growth Count is zero.  
 ‡Growth Count provided reflects students with MAP results in both the Start and End terms. Observed Growth calculation is based on that student data.



# Student Growth Summary Report

## Aggregate by School

Term: Winter 2023-2024  
District: Dickinson ISD

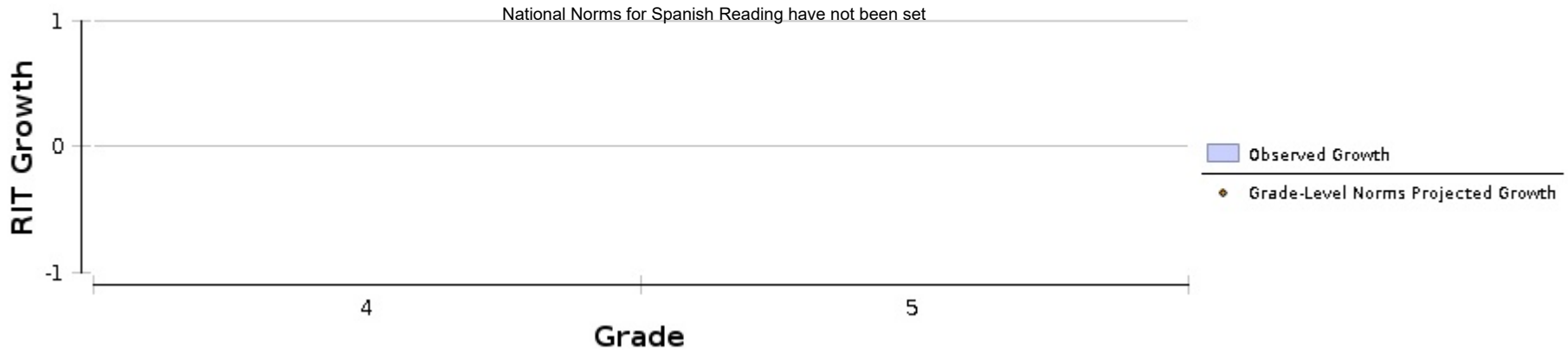
Norms Reference Data: 2020 and User Norms<sup>1</sup>.  
Growth Comparison Period: Fall 2023 - Winter 2024  
Weeks of Instruction: Start - 4 (Fall 2023)  
End - 20 (Winter 2024)  
Grouping: None  
Small Group Display: No

### Lobit Middle School

Language Arts:  
Reading (Spanish)

Grade (Winter 2024)	Total Number of Growth Events <sup>‡</sup>	Comparison Periods						Growth Evaluated Against									
		Fall 2023			Winter 2024			Growth		Grade-Level Norms			Student Norms				
		Mean RIT Score	Standard Deviation	Achievement Percentile	Mean RIT Score	Standard Deviation	Achievement Percentile	Observed Growth	Observed Growth SE	Projected School Growth	School Conditional Growth Index	School Conditional Growth Percentile	Number of Students With Growth Projections	Number of Students Who Met Their Growth Projection	Percentage of Students Who Met Growth Projection	Student Median Conditional Growth Percentile	
4	4	*			*				*						*		
5	0	**			**				**						**		

### Language Arts: Reading (Spanish)



#### Explanatory Notes

<sup>1</sup>User norms are based on the group of students who have taken the test in the selected subject and course. These results are not comparable to results based on nationally representative norms.

\* Summaries for groups of fewer than 10 students are not shown, as the sample size may be too small for acceptable statistical reliability.

\*\* Calculations not provided because students have no MAP results in at least one of the terms. The Growth Count is zero.

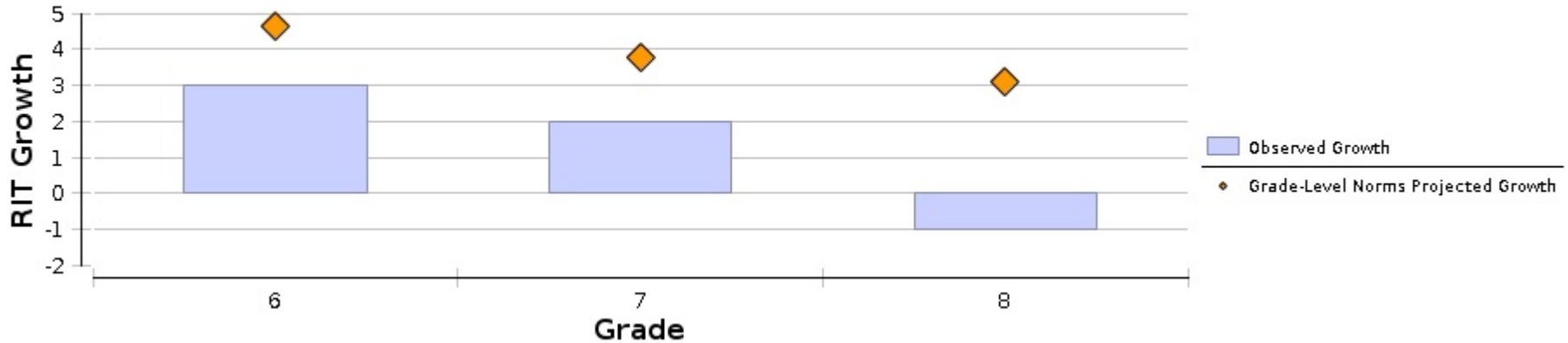
<sup>‡</sup>Growth Count provided reflects students with MAP results in both the Start and End terms. Observed Growth calculation is based on that student data.

### McAdams Junior High School

Math: Math K-12

Grade (Winter 2024)	Total Number of Growth Events‡	Comparison Periods						Growth Evaluated Against								
		Fall 2023			Winter 2024			Growth		Grade-Level Norms			Student Norms			
		Mean RIT Score	Standard Deviation	Achievement Percentile	Mean RIT Score	Standard Deviation	Achievement Percentile	Observed Growth	Observed Growth SE	Projected School Growth	School Conditional Growth Index	School Conditional Growth Percentile	Number of Students With Growth Projections	Number of Students Who Met Their Growth Projection	Percentage of Students Who Met Growth Projection	Student Median Conditional Growth Percentile
6	246	209.7	12.7	26	212.3	14.3	19	3	0.4	4.6	-1.63	5	246	94	38	35
7	268	216.9	14.8	35	218.4	16.0	26	2	0.4	3.7	-1.92	3	268	97	36	35
8	199	214.1	15.0	13	213.6	16.0	7	-1	0.6	3.1	-2.62	1	199	72	36	22

Math: Math K-12



**Explanatory Notes**

<sup>1</sup>User norms are based on the group of students who have taken the test in the selected subject and course. These results are not comparable to results based on nationally representative norms.  
 \* Summaries for groups of fewer than 10 students are not shown, as the sample size may be too small for acceptable statistical reliability.  
 \*\* Calculations not provided because students have no MAP results in at least one of the terms. The Growth Count is zero.  
 ‡Growth Count provided reflects students with MAP results in both the Start and End terms. Observed Growth calculation is based on that student data.



# Student Growth Summary Report

## Aggregate by School

Term: Winter 2023-2024  
 District: Dickinson ISD

Norms Reference Data: 2020 and User Norms<sup>1</sup>.  
 Growth Comparison Period: Fall 2023 - Winter 2024  
 Weeks of Instruction: Start - 4 (Fall 2023)  
 End - 20 (Winter 2024)  
 Grouping: None  
 Small Group Display: No

### McAdams Junior High School

Math: Algebra 1

Grade (Winter 2024)	Total Number of Growth Events‡	Comparison Periods						Growth Evaluated Against								
		Fall 2023			Winter 2024			Growth		Grade-Level Norms			Student Norms			
		Mean RIT Score	Standard Deviation	Achievement Percentile	Mean RIT Score	Standard Deviation	Achievement Percentile	Observed Growth	Observed Growth SE	Projected School Growth	School Conditional Growth Index	School Conditional Growth Percentile	Number of Students With Growth Projections	Number of Students Who Met Their Growth Projection	Percentage of Students Who Met Growth Projection	Student Median Conditional Growth Percentile
6	0	**			**				**					**		
7	0	**			**				**					**		
8	48	232.4	10.3		237.0	10.6		5	1.0				48	28	58	55

### Math: Algebra 1



#### Explanatory Notes

<sup>1</sup>User norms are based on the group of students who have taken the test in the selected subject and course. These results are not comparable to results based on nationally representative norms.  
 \* Summaries for groups of fewer than 10 students are not shown, as the sample size may be too small for acceptable statistical reliability.  
 \*\* Calculations not provided because students have no MAP results in at least one of the terms. The Growth Count is zero.  
 ‡Growth Count provided reflects students with MAP results in both the Start and End terms. Observed Growth calculation is based on that student data.

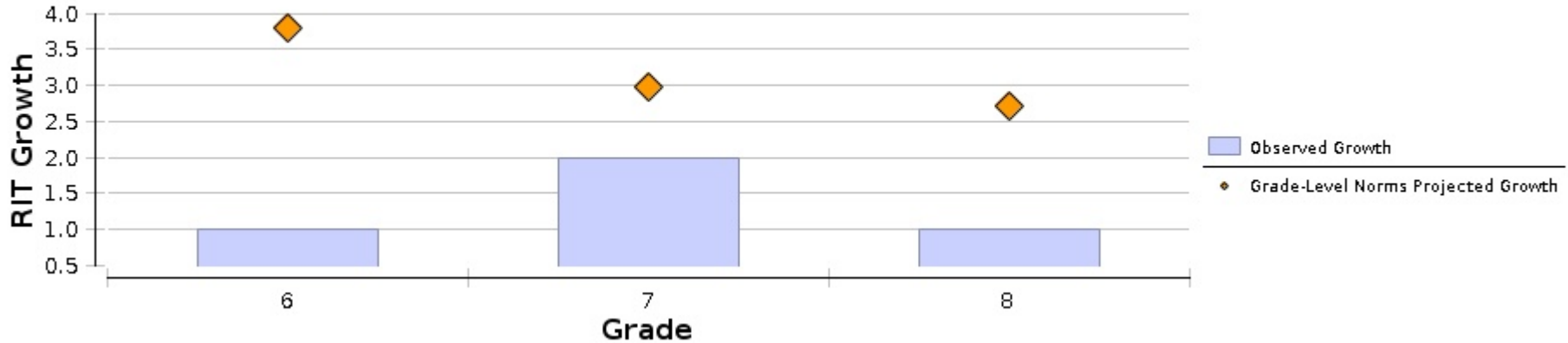
### McAdams Junior High School

Language Arts:

Reading

Grade (Winter 2024)	Total Number of Growth Events <sup>‡</sup>	Comparison Periods						Growth Evaluated Against								
		Fall 2023			Winter 2024			Growth		Grade-Level Norms			Student Norms			
		Mean RIT Score	Standard Deviation	Achievement Percentile	Mean RIT Score	Standard Deviation	Achievement Percentile	Observed Growth	Observed Growth SE	Projected School Growth	School Conditional Growth Index	School Conditional Growth Percentile	Number of Students With Growth Projections	Number of Students Who Met Their Growth Projection	Percentage of Students Who Met Growth Projection	Student Median Conditional Growth Percentile
6	252	205.3	16.3	25	206.2	17.5	14	1	0.6	3.8	-2.92	1	252	95	38	32
7	240	211.0	16.3	33	213.1	16.2	29	2	0.5	3.0	-0.86	19	240	103	43	37
8	237	210.7	17.5	18	212.0	16.5	14	1	0.6	2.7	-1.23	11	237	100	42	32

### Language Arts: Reading



**Explanatory Notes**

<sup>1</sup>User norms are based on the group of students who have taken the test in the selected subject and course. These results are not comparable to results based on nationally representative norms.

\* Summaries for groups of fewer than 10 students are not shown, as the sample size may be too small for acceptable statistical reliability.

\*\* Calculations not provided because students have no MAP results in at least one of the terms. The Growth Count is zero.

<sup>‡</sup>Growth Count provided reflects students with MAP results in both the Start and End terms. Observed Growth calculation is based on that student data.

## Aggregate by School

Term: Winter 2023-2024  
 District: Dickinson ISD

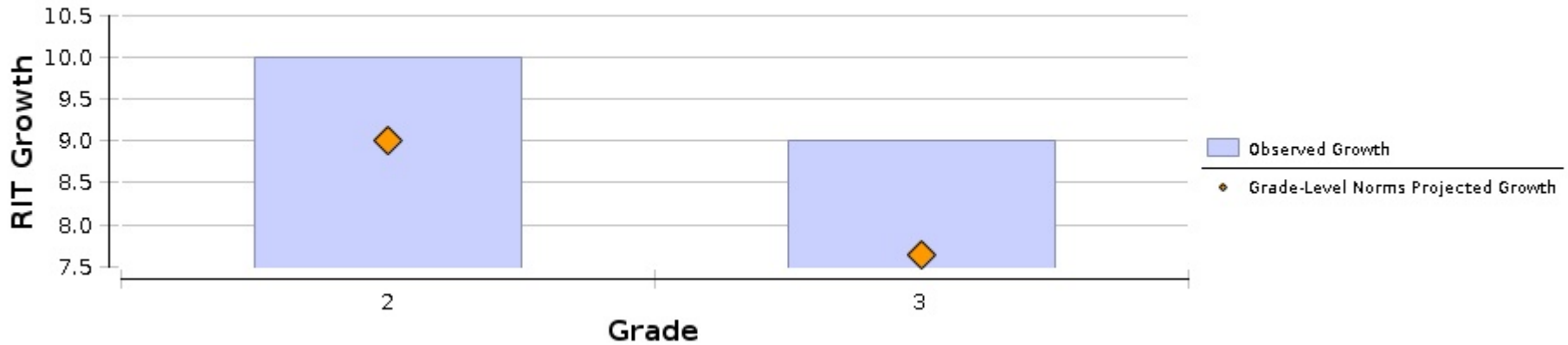
Norms Reference Data: 2020 and User Norms<sup>1</sup>.  
 Growth Comparison Period: Fall 2023 - Winter 2024  
 Weeks of Instruction: Start - 4 (Fall 2023)  
 End - 20 (Winter 2024)  
 Grouping: None  
 Small Group Display: No

### San Leon Elementary School

Math: Math K-12

Grade (Winter 2024)	Total Number of Growth Events <sup>‡</sup>	Comparison Periods						Growth Evaluated Against								
		Fall 2023			Winter 2024			Growth		Grade-Level Norms			Student Norms			
		Mean RIT Score	Standard Deviation	Achievement Percentile	Mean RIT Score	Standard Deviation	Achievement Percentile	Observed Growth	Observed Growth SE	Projected School Growth	School Conditional Growth Index	School Conditional Growth Percentile	Number of Students With Growth Projections	Number of Students Who Met Their Growth Projection	Percentage of Students Who Met Growth Projection	Student Median Conditional Growth Percentile
2	100	168.3	12.5	12	178.7	12.6	18	10	0.8	9.0	1.08	86	100	52	52	57
3	112	184.0	13.5	23	192.7	12.2	29	9	0.6	7.6	0.88	81	112	60	54	49

### Math: Math K-12



**Explanatory Notes**

<sup>1</sup>User norms are based on the group of students who have taken the test in the selected subject and course. These results are not comparable to results based on nationally representative norms.  
 \* Summaries for groups of fewer than 10 students are not shown, as the sample size may be too small for acceptable statistical reliability.  
 \*\* Calculations not provided because students have no MAP results in at least one of the terms. The Growth Count is zero.  
<sup>‡</sup>Growth Count provided reflects students with MAP results in both the Start and End terms. Observed Growth calculation is based on that student data.

## Aggregate by School

Term: Winter 2023-2024  
District: Dickinson ISD

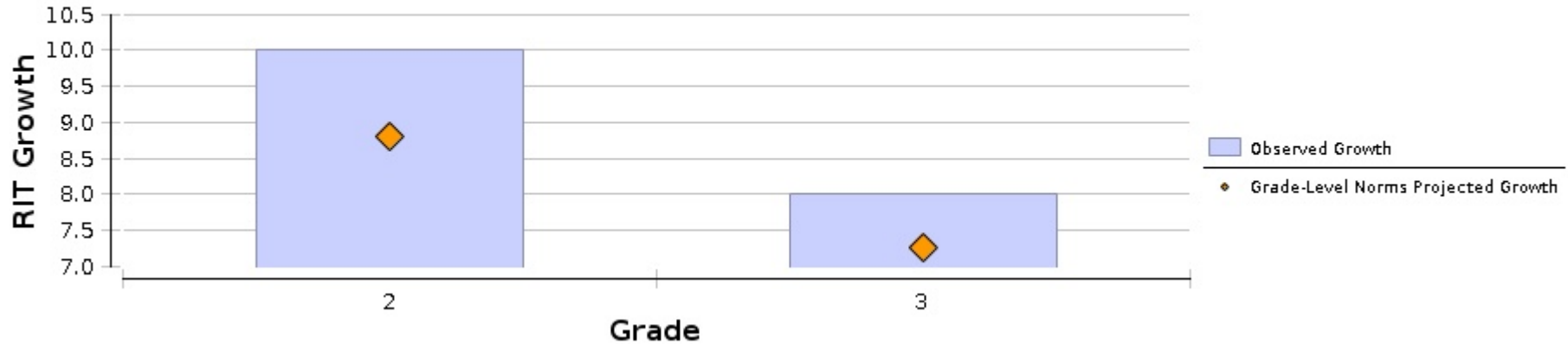
Norms Reference Data: 2020 and User Norms<sup>1</sup>.  
Growth Comparison Period: Fall 2023 - Winter 2024  
Weeks of Instruction: Start - 4 (Fall 2023)  
End - 20 (Winter 2024)  
Grouping: None  
Small Group Display: No

### San Leon Elementary School

Language Arts:  
Reading

Grade (Winter 2024)	Total Number of Growth Events‡	Comparison Periods						Growth Evaluated Against								
		Fall 2023			Winter 2024			Growth		Grade-Level Norms			Student Norms			
		Mean RIT Score	Standard Deviation	Achievement Percentile	Mean RIT Score	Standard Deviation	Achievement Percentile	Observed Growth	Observed Growth SE	Projected School Growth	School Conditional Growth Index	School Conditional Growth Percentile	Number of Students With Growth Projections	Number of Students Who Met Their Growth Projection	Percentage of Students Who Met Growth Projection	Student Median Conditional Growth Percentile
2	72	169.1	15.6	31	178.7	16.6	36	10	1.2	8.8	0.56	71	72	40	56	62
3	70	187.0	15.1	52	195.0	14.6	56	8	1.0	7.3	0.60	73	70	43	61	62

### Language Arts: Reading



#### Explanatory Notes

- <sup>1</sup>User norms are based on the group of students who have taken the test in the selected subject and course. These results are not comparable to results based on nationally representative norms.
- \* Summaries for groups of fewer than 10 students are not shown, as the sample size may be too small for acceptable statistical reliability.
- \*\* Calculations not provided because students have no MAP results in at least one of the terms. The Growth Count is zero.
- ‡Growth Count provided reflects students with MAP results in both the Start and End terms. Observed Growth calculation is based on that student data.

## Aggregate by School

Term: Winter 2023-2024  
District: Dickinson ISD

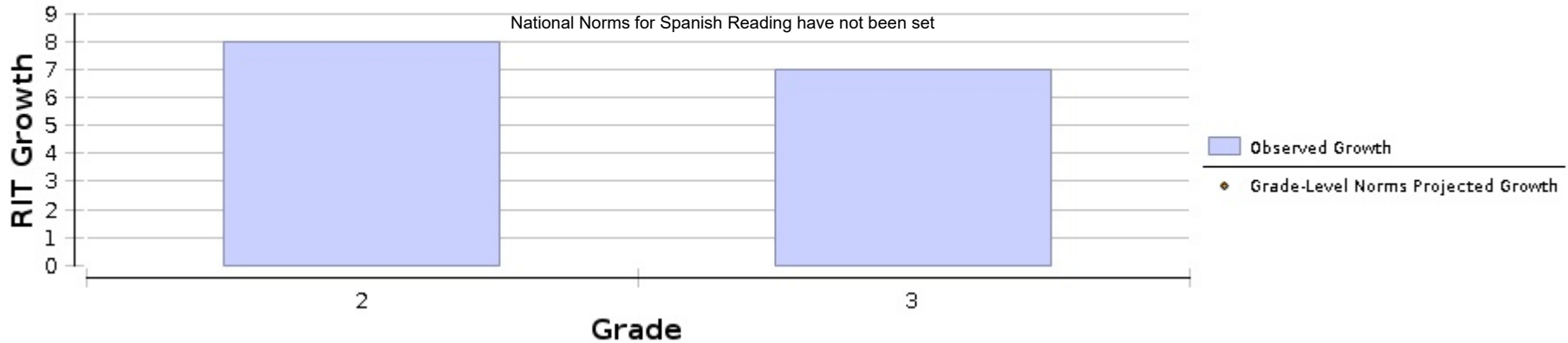
Norms Reference Data: 2020 and User Norms<sup>1</sup>.  
Growth Comparison Period: Fall 2023 - Winter 2024  
Weeks of Instruction: Start - 4 (Fall 2023)  
End - 20 (Winter 2024)  
Grouping: None  
Small Group Display: No

### San Leon Elementary School

Language Arts:  
Reading (Spanish)

Grade (Winter 2024)	Total Number of Growth Events <sup>‡</sup>	Comparison Periods						Growth Evaluated Against								
		Fall 2023			Winter 2024			Growth		Grade-Level Norms			Student Norms			
		Mean RIT Score	Standard Deviation	Achievement Percentile	Mean RIT Score	Standard Deviation	Achievement Percentile	Observed Growth	Observed Growth SE	Projected School Growth	School Conditional Growth Index	School Conditional Growth Percentile	Number of Students With Growth Projections	Number of Students Who Met Their Growth Projection	Percentage of Students Who Met Growth Projection	Student Median Conditional Growth Percentile
2	29	172.4	9.9		180.3	11.7		8	1.8				29	13	45	43
3	33	182.6	12.0		190.0	10.8		7	1.3				33	17	52	47

### Language Arts: Reading (Spanish)



#### Explanatory Notes

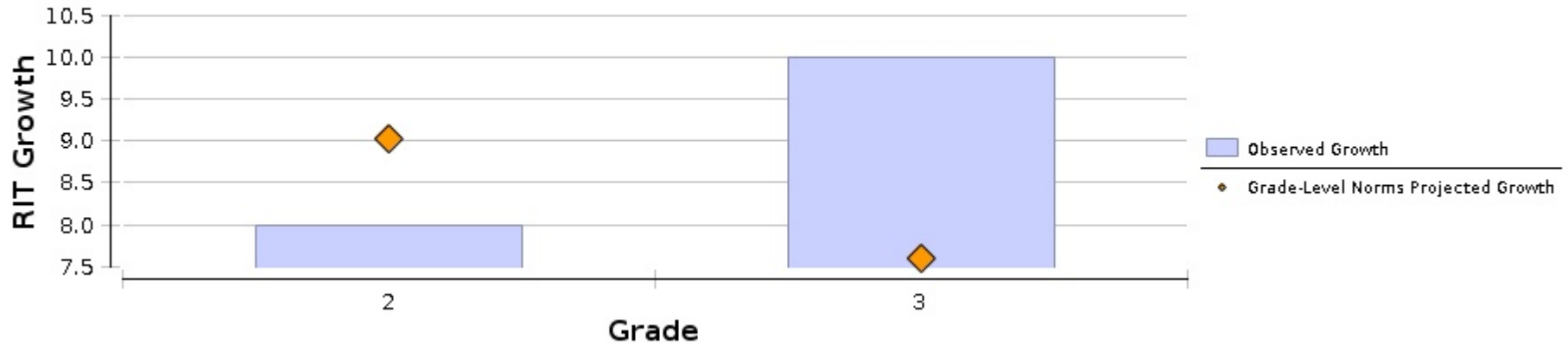
- <sup>1</sup>User norms are based on the group of students who have taken the test in the selected subject and course. These results are not comparable to results based on nationally representative norms.
- \* Summaries for groups of fewer than 10 students are not shown, as the sample size may be too small for acceptable statistical reliability.
- \*\* Calculations not provided because students have no MAP results in at least one of the terms. The Growth Count is zero.
- <sup>‡</sup>Growth Count provided reflects students with MAP results in both the Start and End terms. Observed Growth calculation is based on that student data.

### Silbernagel Elementary School

Math: Math K-12

Grade (Winter 2024)	Total Number of Growth Events <sup>‡</sup>	Comparison Periods						Growth Evaluated Against								
		Fall 2023			Winter 2024			Growth		Grade-Level Norms			Student Norms			
		Mean RIT Score	Standard Deviation	Achievement Percentile	Mean RIT Score	Standard Deviation	Achievement Percentile	Observed Growth	Observed Growth SE	Projected School Growth	School Conditional Growth Index	School Conditional Growth Percentile	Number of Students With Growth Projections	Number of Students Who Met Their Growth Projection	Percentage of Students Who Met Growth Projection	Student Median Conditional Growth Percentile
2	111	171.3	12.9	26	179.3	12.0	21	8	0.7	9.0	-0.78	22	111	41	37	35
3	102	182.8	14.1	17	192.8	15.8	29	10	0.7	7.6	1.99	98	102	69	68	67

### Math: Math K-12



**Explanatory Notes**

<sup>1</sup>User norms are based on the group of students who have taken the test in the selected subject and course. These results are not comparable to results based on nationally representative norms.  
 \* Summaries for groups of fewer than 10 students are not shown, as the sample size may be too small for acceptable statistical reliability.  
 \*\* Calculations not provided because students have no MAP results in at least one of the terms. The Growth Count is zero.  
<sup>‡</sup>Growth Count provided reflects students with MAP results in both the Start and End terms. Observed Growth calculation is based on that student data.

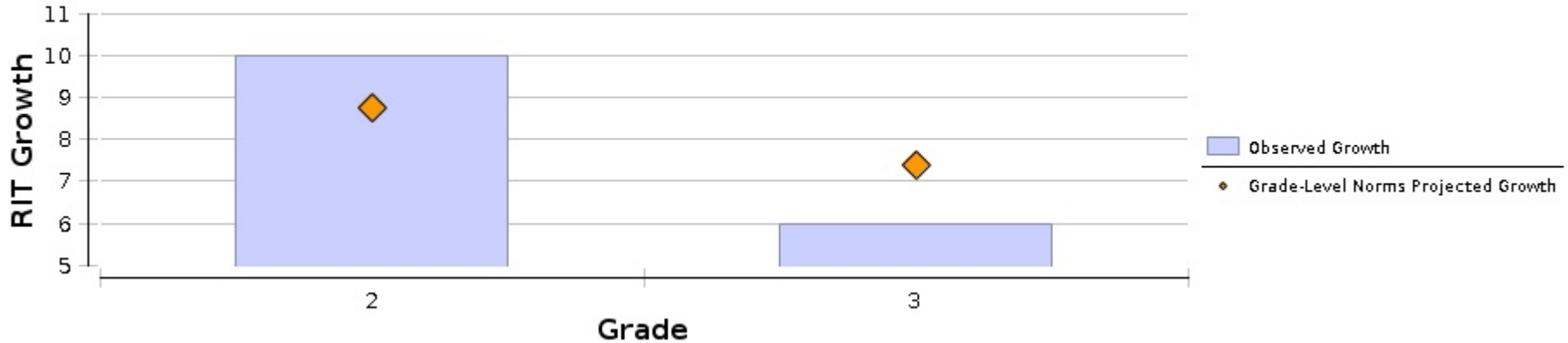
### Silbernagel Elementary School

Language Arts:

Reading

Grade (Winter 2024)	Total Number of Growth Events <sup>‡</sup>	Comparison Periods						Growth Evaluated Against								
		Fall 2023			Winter 2024			Growth		Grade-Level Norms			Student Norms			
		Mean RIT Score	Standard Deviation	Achievement Percentile	Mean RIT Score	Standard Deviation	Achievement Percentile	Observed Growth	Observed Growth SE	Projected School Growth	School Conditional Growth Index	School Conditional Growth Percentile	Number of Students With Growth Projections	Number of Students Who Met Their Growth Projection	Percentage of Students Who Met Growth Projection	Student Median Conditional Growth Percentile
2	81	167.8	14.9	24	178.2	15.5	33	10	1.0	8.8	1.14	87	81	41	51	49
3	68	182.5	15.6	28	188.7	16.5	23	6	0.9	7.4	-0.98	16	68	33	49	44

### Language Arts: Reading



**Explanatory Notes**

<sup>1</sup>User norms are based on the group of students who have taken the test in the selected subject and course. These results are not comparable to results based on nationally representative norms.

\* Summaries for groups of fewer than 10 students are not shown, as the sample size may be too small for acceptable statistical reliability.

\*\* Calculations not provided because students have no MAP results in at least one of the terms. The Growth Count is zero.

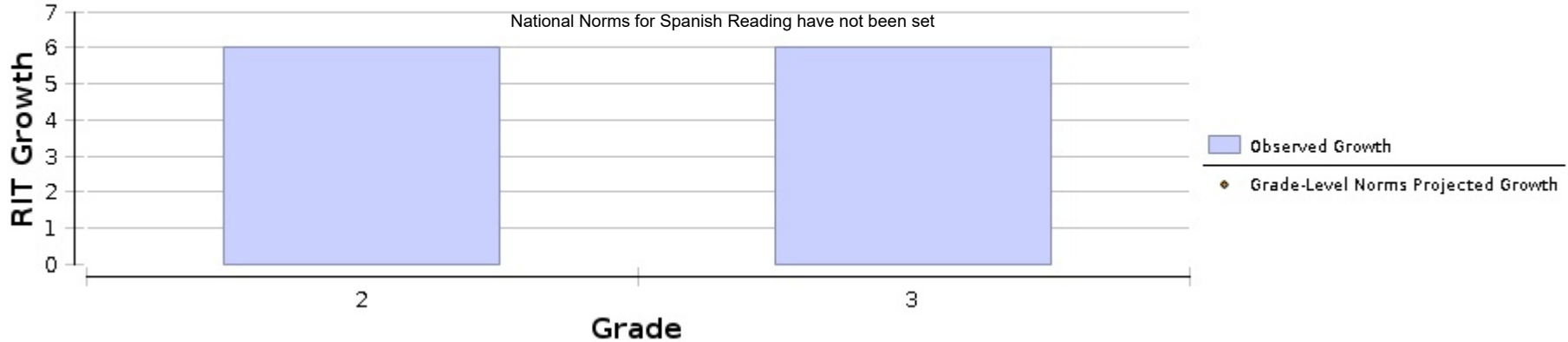
<sup>‡</sup>Growth Count provided reflects students with MAP results in both the Start and End terms. Observed Growth calculation is based on that student data.

### Silbernagel Elementary School

Language Arts:  
Reading (Spanish)

Grade (Winter 2024)	Total Number of Growth Events‡	Comparison Periods						Growth Evaluated Against									
		Fall 2023			Winter 2024			Growth		Grade-Level Norms			Student Norms				
		Mean RIT Score	Standard Deviation	Achievement Percentile	Mean RIT Score	Standard Deviation	Achievement Percentile	Observed Growth	Observed Growth SE	Projected School Growth	School Conditional Growth Index	School Conditional Growth Percentile	Number of Students With Growth Projections	Number of Students Who Met Their Growth Projection	Percentage of Students Who Met Growth Projection	Student Median Conditional Growth Percentile	
2	34	177.6	11.6		183.7	12.2		6	1.2					34	17	50	46
3	34	185.9	11.2		191.9	12.6		6	1.3					34	19	56	52

### Language Arts: Reading (Spanish)



#### Explanatory Notes

<sup>1</sup>User norms are based on the group of students who have taken the test in the selected subject and course. These results are not comparable to results based on nationally representative norms.

\* Summaries for groups of fewer than 10 students are not shown, as the sample size may be too small for acceptable statistical reliability.

\*\* Calculations not provided because students have no MAP results in at least one of the terms. The Growth Count is zero.

‡Growth Count provided reflects students with MAP results in both the Start and End terms. Observed Growth calculation is based on that student data.

**DICKINSON INDEPENDENT SCHOOL DISTRICT**  
**BOARD AGENDA DOCUMENT**

**Meeting Date:** March 5, 2024  
**Item Title:** Accountability Resolution  
**Agenda Item:** Carla Voelkel

**Background Information:**

In the TEA Appeal to the court of the Accountability lawsuit, Commissioner Morath's message is that only 10% of districts joined the lawsuit and oppose the Accountability System. It has been pointed out that the 10% of districts that joined the lawsuit represent 121 school districts and 1.9 million children. It was also noted that more school districts support the purpose of the lawsuit but were unable to join the lawsuit due to financial, political, or other reasons.

Dickinson ISD supports a fair and transparent accountability system, and the district did not participate in the lawsuit because of financial constraints. The attached Board Resolution represents the district's belief in fair accountability, and it will be provided to the attorneys who are representing public school districts in this lawsuit.

**Recommendation:**

The Superintendent requests approval of the Accountability Resolution from the Board of Trustees and permission to submit the resolution to legal representatives for public schools in the TEA accountability lawsuit.

**Action Item:**   X   Yes    No

**Motion made by** \_\_\_\_\_ **seconded by** \_\_\_\_\_ **vote** \_\_\_\_\_

**BOARD RESOLUTION IN SUPPORT OF A FAIR AND TRANSPARENT  
ACCOUNTABILITY SYSTEM**

**WHEREAS** the Dickinson Independent School District Board of Trustees believes in a fair and consistently applied Accountability Rating System from year-to-year;

**WHEREAS** the Dickinson Independent School District Board of Trustees acknowledges that the Rating System should provide transparency to parents and the public with simple, accessible, and understandable information;

**WHEREAS** the transparency objective is also furthered by requiring the Commissioner to provide the measures, methods, and procedures to school districts that *will be* applied to school districts from year-to-year and without mid-year change;

**WHEREAS** year-to-year consistency allows timely notice to school districts and their campuses to plan school improvement efforts based on the measures, methods, and procedures adopted by the Commissioner;

**WHEREAS** the Texas legislature requires the Commissioner to provide the measures, methods, and procedures on a year-to-year basis and without mid-year change. Without annual consistency, school districts and campuses cannot effectively plan to achieve high-performance ratings unless the Commissioner complies with the legislature's mandate;

**NOW, THEREFORE, BE IT RESOLVED THAT** the Dickinson Independent School District Board of Trustees joins in collective efforts with other Texas School Boards to:

- Commit our support in pursuing action to ensure the Rating System provides a *fair, transparent, and effective system* for assigning performance ratings to school districts based on consistent measures, methods, and procedures.
- Oppose the Commissioner's retroactive and drastic mid-year change to the measures, methods, and procedures used for the 2022-2023 school year performance ratings.
- Stand in support of the Rating System adhering to Texas state law as passed by the Texas legislature.
- Stand in support of efforts to reform the Accountability Rating System to one that uses multiple effective school measures for all grade levels and a more holistic approach to assign the ratings of a campus and the performance of each student in lieu of relying heavily on one standardized test.

**PASSED & APPROVED** on the 5<sup>th</sup> day of March, 2024.

---

**President**

---

**Vice President**

---

**Secretary**

**DICKINSON INDEPENDENT SCHOOL DISTRICT**  
**BOARD AGENDA DOCUMENT**

**Meeting Date:** March 5, 2024

**Item Title:** Portable Building Ramps, Awnings and Connectivity

**Agenda Item:** Ryan Boone

**Background Information:**

Due to growth at High School and Lobit Elementary we are in need of adding portables at each location. We have an agreement with Clear Creek to remove 3 portables and locate two at HS and one at Lobit Elementary. We would contract with Brown and Root to make the buildings operational. This would include ramps, awnings, data and power connections.

We have used Brown and Root on numerous projects throughout the District and they have done very good work for us. We would contract with them through a Job Order Contract administered by a co-op.

We are currently working on pricing but do not have it at this time. We will present the cost and discuss with the board at the meeting.

The funding would come from the 2020 Bond Fund.

**Recommendation:**

We will discuss with the Board at the meeting.

**Action Item:**   X   Yes        No

**Motion made by** \_\_\_\_\_ **seconded by** \_\_\_\_\_ **vote** \_\_\_\_\_

**DICKINSON INDEPENDENT SCHOOL DISTRICT**  
**BOARD AGENDA DOCUMENT**

**Meeting Date:** March 5, 2024

**Item Title:** Contractor Selection

**Agenda Item:** Jim Rubach

**Background Information:**

Included in the 2023 bond program are the additions and renovations of the Career and Technology Center (CTE) and construction of a New Elementary School. Proposals from contractors were received February 20<sup>th</sup>, 2024. Architects and DISD personnel have evaluated the proposals and have interviewed the finalists.

Final recommendations will be presented during the Board meeting.

**Recommendation:** The Superintendent and Executive Director of Facility Planning and Construction recommend approval.

**Action Item:**  Yes  No

**Motion made by** \_\_\_\_\_ **seconded by** \_\_\_\_\_ **vote** \_\_\_\_\_

**DICKINSON INDEPENDENT SCHOOL DISTRICT  
BOARD AGENDA DOCUMENT**

**Meeting Date:** March 5, 2024

**Item Title:** Student Standard of Dress 2024-2025

**Agenda Item:** Robert Cobb

**Background Information:**

Attached are the 2024-2025 Dickinson ISD Student Standard of Dress. There is one change to the Grades 6-12 Standard and one change to the PK-5 Standard. Changes were based on input from campus administration and parent comments throughout the year.

**Recommendation:**

The Superintendent and Assistant Superintendent for Administration recommend approval of the Student Standard of Dress for 2024-2025.

**Action Item:**     Yes                       No

**Motion made by** \_\_\_\_\_ **seconded by** \_\_\_\_\_ **vote** \_\_\_\_\_

## 2024-2025 DICKINSON ISD DRESS EXPECTATIONS

A student's appearance has much to do with the way the student feels about himself or herself. Appearance also affects the way in which other students respond to them and has a great deal to do with student success and the learning atmosphere of the school. The Dickinson ISD Dress Code is established to teach grooming, hygiene, instill discipline and modesty, prevent disruption, avoid safety hazards, teach respect for authority, and prepare our students for the future.

**The student's appearance (clothing, shoes, accessories and grooming) shall not reflect gang affiliation, cause a distraction, nor conceal contraband. ADMINISTRATORS HAVE THE RESPONSIBILITY AND RIGHT TO DETERMINE APPROPRIATENESS OF ATTIRE AND GROOMING FOR THE SCHOOL SETTING.**

### **GRADES PK-5**

#### **PANTS, SLACKS, JEANS, SKIRTS, DRESSES, JUMPERS, SHORTS, SHIRTS, BLOUSES OR PULLOVERS:**

- May be any color or design
- Shall be appropriately sized, fitting at the waist, and cuffed/hemmed at or below mid-calf.
- **Jeans/pants with tears/holes above the knee must be worn with tights underneath**
- Shorts may be no shorter than mid-thigh in length with a hem. No cut off shorts.
- The length/slits of skirts, dresses, and jumpers must be clearly below mid-thigh.
- Leggings or yoga pants may be worn with acceptable clothing over them. Coverage should extend to top of the thigh in the front and below the posterior end.
- Shirts, blouses, or pullovers must have sleeves and must be appropriately sized and buttoned.
- Shirts, blouses, or pullovers may not be sheer, lace, or any see-through material (even if worn with an undergarment/camisole/slip), backless, cut-out, off-the-shoulder, spaghetti strap, sundress, tank-style, sleeveless, low-cut, back exposed, or revealing in any way
- No vinyl, leather, suede, fleece, spandex/stretch, oversized pockets, pajamas, overalls, sweatpants, or coveralls.
- No inappropriate pictures or messages allowed.
- Underclothes may not be worn as outer clothes, including men's T shirts.

#### **OUTSIDE JACKETS AND COATS**

- All jackets/coats that are  $\frac{3}{4}$  lengths (or less) are acceptable.
- "Trench" coats or "Dusters" are not allowed.
- No inappropriate pictures, messages, or buttons allowed.

#### **SHOES**

- Shoes must be safe and appropriate for school.
- No house slippers, slides, flip flops, or shoes with skates, wheels or cleats.
- Campuses with stairs may require shoes with backs for safety reasons.

#### **HAIR**

- Hair (including facial hair) must be neat, clean, and well-groomed.
- No distracting/extreme styles or coloring.

#### **BACKPACKS**

- May be any fabric.
- No inappropriate pictures or messages allowed.

#### **PROHIBITED ITEMS:**

- Glitter, writing or drawing on the face or skin
- Tattoos (temporary and permanent)
- Sunglasses
- Any type of head covering (no cap, hat, hair net, hair rollers, combs, or picks may be worn inside the building)
- Body piercing other than the ear
- Heavy chains, heavy chain necklaces, spike necklaces, or other inappropriate types of jewelry
- Inappropriate decorations or advertisements including, but not limited to, violence, drugs, alcohol, the occult, gang membership, sex, death, suicide, etc.
- Any attire or icons that are distractive, that causes a disturbance or interferes with daily school activities, or identifies a student as part of an unauthorized group, gang, or society are not permitted.

## 2024-2025 DICKINSON ISD DRESS EXPECTATIONS

A student's appearance has much to do with the way the student feels about himself or herself. Appearance also affects the way in which other students respond to them and has a great deal to do with student success and the learning atmosphere of the school. The Dickinson ISD Dress Code is established to teach grooming, hygiene, instill discipline and modesty, prevent disruption, avoid safety hazards, teach respect for authority, and prepare our students for the future.

**The student's appearance (clothing, shoes, accessories and grooming) shall not reflect gang affiliation, cause a distraction, nor conceal contraband. ADMINISTRATORS HAVE THE RESPONSIBILITY AND RIGHT TO DETERMINE APPROPRIATENESS OF ATTIRE AND GROOMING FOR THE SCHOOL SETTING.**

### **GRADES 6-12**

#### **PANTS, SLACKS, JEANS, SKIRTS, DRESSES, JUMPERS, SHORTS, SHIRTS, BLOUSES OR PULLOVERS:**

- May be any color or design
- Shall be appropriately sized, fitting at the waist, and cuffed/hemmed at or below mid-calf.
- ~~Jeans/pants with tears/holes above the knee must be worn with tights underneath.~~
- Shorts may be no shorter than mid-thigh in length with a hem. No cut off shorts.
- The lengths/slits of skirts, shorts, dresses and jumpers must be no more than 4" above the top of the knee when standing upright.
- Leggings or yoga pants may be worn with acceptable clothing over them. Coverage should extend to top of the thigh in the front and below the posterior end.
- Leggings and/or jeggings must be appropriately sized and made from fabric that adequately conceals the body and the undergarment(s).
- Shirts, blouses, or pullovers must have sleeves. Must be appropriately sized and buttoned.
- Shirts, blouses, or pullovers may NOT be: sheer, lace, any see-through material (even if worn with an undergarment/camisole/slip), backless, cut-out, off-the-shoulder, spaghetti strap, tank-style, sleeveless, low-cut, or midriff.
- Shirts, blouses, or pullover must not be revealing in any way. Shoulders, the back, and the midriff must be covered.
- No vinyl, leather, suede, fleece,
- Pajamas or any form of clothing designed for lounging or sleep may not be worn.
- Under garments may not be worn as outer clothes including men's T shirts.

#### **OUTSIDE JACKETS AND COATS**

- All jackets/coats that are  $\frac{3}{4}$  lengths (or less) are acceptable.
- "Trench" coats or "Dusters" are not allowed.
- No inappropriate pictures or messages allowed.

#### **SHOES**

- Shoes must be safe and appropriate for school.
- No house slippers, slides, flip flops, or shoes with skates, wheels or cleats.
- Campuses with stairs may require shoes with backs for safety reasons.

#### **HAIR**

- Hair (including facial hair) must be neat, clean, and well-groomed.
- No distracting/extreme styles or coloring.

#### **BACKPACKS**

- May be any fabric.
- No inappropriate pictures or messages allowed.

#### **PROHIBITED ITEMS:**

- Tattoos with designs, symbols, or words that refer to alcohol, drugs including marijuana, tobacco/vaping, violence, death, racism, profanity, nudity/obscenity, Satanism/occult, or gang affiliation are not permitted and must be covered at all times while on school property.
- Sunglasses
- Any type of head covering including the following: caps, hats, hairnets, hair rollers, combs/picks, wave caps.
- Body piercing other than the ear
- Heavy chains, heavy chain necklaces, spike necklaces, or other inappropriate types of jewelry
- Inappropriate decorations or advertisements including, but not limited to, violence, drugs, alcohol, the occult, gang membership, sex, death, suicide, etc.
- Bandanas worn or displayed in any manner (all colors).
- Any attire or icons that are distracting, that causes a disturbance or interferes with daily school activities, or identifies a student as part of an unauthorized group, gang, or society are not permitted.

*Pending Board Approval*

**DICKINSON INDEPENDENT SCHOOL DISTRICT**  
**BOARD AGENDA DOCUMENT**

**Meeting Date:** March 5, 2024

**Item Title:** Safety Project - Fencing

**Agenda Item:** Robert Cobb

**Background Information:**

The District Safety and Security Committee identified campus fencing as a district safety need. I recommend safety and perimeter fencing for elementary and middle school campuses. Dickinson Continuation Center and Dickinson High School are also included in this project. All funds will come from School Safety Standards and SAFE grants. District funds will not be used for these projects. A map of proposed projects is provided; however, these are still in preliminary review.

**Recommendation:**

The Superintendent and Assistant Superintendent for Administration recommend approval of no more than \$439,208 for the scope of this fencing project.

**Action Item:**   X   Yes        No

**DICKINSON INDEPENDENT SCHOOL DISTRICT  
BOARD AGENDA DOCUMENT**

**Meeting Date:** March 5, 2024

**Item Title:** Approval of Agenda Items A-B

**Agenda Item:** Carla Voelkel

**Background Information:**

Agenda Items:

- A. Certification of Unopposed Candidates
- B. Consent Agenda Items

**Recommendation:**

The Superintendent recommends approval of Agenda Items A-B.

**Action Item:**     Yes                       No

**Motion made by** \_\_\_\_\_ **seconded by** \_\_\_\_\_ **vote** \_\_\_\_\_

**DICKINSON INDEPENDENT SCHOOL DISTRICT**

**BOARD AGENDA DOCUMENT**

**Meeting Date:** March 5, 2024

**Item Title:** Certification of Unopposed Candidates for the May 4, 2024 Board of Trustees Election

**Agenda Item:** Robert Cobb

**Background Information:**

Per Sections 2.051 - 2.053(a) of the Texas Election Code, Jonathan Mills, and Kenna Cotton have been certified as unopposed candidates for School Board Trustee Single Member District #3 and #4.

**Recommendation:**

The Superintendent and Assistant Superintendent for Administration recommend approval of the attached Certification of Unopposed Candidate for the May 4, 2024 Board of Trustees election.

**Action Item:**  Yes  No

Prescribed by Secretary of State  
Section 2.051 – 2.053, Texas Election Code

**DICKINSON INDEPENDENT SCHOOL DISTRICT  
CERTIFICATION OF UNOPPOSED CANDIDATE  
*CERTIFICACIÓN DE CANDIDATOS ÚNICOS***

**To: Presiding Officer of Governing Body**

*Al: Presidente de la entidad gobernante*

As the authority responsible for having the official ballot prepared, I hereby certify that the following candidates are unopposed for election to office for the election scheduled to be held on May 4, 2024.

*Como autoridad a cargo de la preparación de la boleta de votación oficial, por la presente certifico que los siguientes candidatos son candidatos únicos para elección para un cargo en la elección que se llevará a cabo el Mayo 4, 2024.*

**List office and name of candidates:**

*Lista de cargos y nombres de los candidatos:*

**Office (Cargo)**

**(Candidato)**

School Board Trustee Single Member District #3

School Board Trustee Single Member District #4

**Candidate**

Jonathan Mills

Kenna Cotton

---

**Signature (Firma)**

***Corey Magliolo***

Printed name (*Nombre en letra de molde*)

President of Board of Trustees

Title (*Puesto*)

---

**March 5, 2024**

Date of Signing (*Fecha de firma*)

# DICKINSON INDEPENDENT SCHOOL DISTRICT

## BOARD AGENDA DOCUMENT

**Meeting Date:** March 5, 2024

**Item Title:** Consent Agenda Items

**Agenda Item:** Carla Voelkel, Superintendent

### **Background Information:**

The following items have been approved by review of the Board:

- Budget Amendments/Adjustments for February 8, 15, 22, 29, 2024
- Approval of Proposals Received-Contracted Services 24-01-1162
- Donation to DHS Choir Friendswood Methodist Church
- Donation to DHS Computer Science-Cuong Trinh, Awilda Dominguez Beia, Jaelyn Waller
- Donation to DHS FFA-Option 1 Construction LLC
- Campus Fundraising Requests-MJHS Cheer
- Out of State Travel-DHS Diamonds NYC November 2024
- Approval of Proposals Received-Contracted Services 24-01-1162
- February 6, 2024 Minutes
- Approval of Proposals Received-Contracted Services 24-01-1162
- Donation to DMS-Perry Boudreaux, Calumet
- Approval of Proposals Received-Contracted Services 24-01-1162
- Approval of Proposals Received-Facility Services, FNS, Custodial 24-01-1163
- Approval of Proposals Received-School Bus and Fleet Vehicle Parts, Supplies, Service 24-01-1164
- Approval of Proposals Received-Imaging Program parts, supplies, equipment, service 24-01-1166

### **Recommendation:**

The Superintendent recommends the Board's ratification of the above consent items.

**Action Item:**     **Yes**             **No**

# DICKINSON INDEPENDENT SCHOOL DISTRICT

## EXECUTIVE BOARD AGENDA DOCUMENT

**Meeting Date:** March 5, 2024

**Item Title:** Executive Session

**Agenda Item:** President of the Board

The Board President will reconvene the Board to meet in Executive Session. If, during the course of the meeting covered by this Notice, the Board of Trustees should determine that a closed or executive meeting or session of the Board of Trustees is required, then such closed or executive meeting or session as authorized by **the Texas Open Meetings Act**, Texas Government Code **Section 551.001** et seq., will be held by the School Board at the date, hour, and place given in this Notice or as soon after the commencement of the meeting covered by this Notice as the School Board may conveniently meet in such closed or executive meeting or session concerning any and all purposes permitted by the Act, *including but not limited to the following section(s) and purpose(s): Texas Government Code Section 551.071* - Consultation with District's attorney regarding potential claim to be asserted by the District and concerning matters on which the attorney's duty to the District under the Texas Disciplinary Rules of Professional Conduct clearly conflicts with the Texas Open Meetings Laws; **Section 551.072** – Real Property; **551.074** - for the purpose of considering the appointment, resignations, reassignment, evaluation, duties, discipline or dismissal of a public officer or employee or to hear complaints or charges against public officers or employees; **Section 551.082** school children; school district employees; disciplinary matter or complaint, and **Section 551.0821** for the purpose of considering a matter regarding a public school student where personally identifiable information about the student will necessarily be revealed by the deliberation.

**Time To Executive Session:** \_\_\_\_\_

**Time Out of Executive Session:** \_\_\_\_\_

**DICKINSON INDEPENDENT SCHOOL DISTRICT**  
**BOARD AGENDA DOCUMENT**

**Meeting Date:** March 5, 2024

**Item Title:** Board Review of Campus Expulsion

**Agenda Item:** President Magliolo

**Background Information:**

The Board of Trustees, at a parent's request, will hear and review a campus expulsion of a Dickinson Junior High student #1 to the Coastal Alternative Program under Policy FOD (Legal). This will take place in closed session.

**Recommendation:**

The Board will make a motion and vote to uphold or deny the student #1 expulsion based on their review and decision.

**Action Item:**  Yes  No

**Motion made by** \_\_\_\_\_ **seconded by** \_\_\_\_\_ **vote** \_\_\_\_\_

**DICKINSON INDEPENDENT SCHOOL DISTRICT**  
**BOARD AGENDA DOCUMENT**

**Meeting Date:** March 5, 2024

**Item Title:** Board Review of Campus Expulsion

**Agenda Item:** President Magliolo

**Background Information:**

The Board of Trustees, at a parent's request, will hear and review a campus expulsion of a Dickinson Junior High student #2 to the Coastal Alternative Program under Policy FOD (Legal). This will take place in closed session.

**Recommendation:**

The Board will make a motion and vote to uphold or deny the student #2 expulsion based on their review and decision.

**Action Item:**  Yes  No

**Motion made by** \_\_\_\_\_ **seconded by** \_\_\_\_\_ **vote** \_\_\_\_\_