

# Agenda of Regular Action Meeting

## The Board of Trustees Dickinson Independent School District

---

A Regular Action Meeting of the Board of Trustees of Dickinson Independent School District will be held March 7, 2023, beginning at 6:30 PM in the Education Support Center, 2218 FM 517, Dickinson, TX 77539.

The subjects to be discussed or considered or upon which any formal action may be taken are listed below. Items do not have to be taken in the same order as shown on this meeting notice. Unless removed from the consent agenda, items identified within the consent agenda will be acted on at one time.

*During the course of this meeting the Board of Trustees may determine that a closed meeting of the Board of Trustees is required, to discuss the items set forth below. Such closed meeting is authorized by the Texas Open Meetings Act, Texas Government Code Section 551.001 et seq. The closed meeting will be held by the School Board at the date, hour and place indicated in this Notice/Agenda or as soon after the commencement of the meeting covered by this Notice/ Agenda as the School Board may conveniently meet in such closed or executive meeting or session concerning any and all purposes permitted by the Act, including, but not limited to, the sections and purposes covered by the following sections of the Texas Government Code: 551.071, 551.072, 551.073, 551.074, 551.076, 551.082, 551.083, 551.084. Should any final action, decision or vote be required with regard to any matter considered in closed session, the final action, decision or vote shall be in the open meeting, or at a subsequent public meeting, with notice.*


1. Roll Call, Establish Quorum, Welcome Visitors
2. Pledge of Allegiance to the American and Texas Flags  
*Pledge Leaders Valeria Flores and Jaxson Walker, MJHS*
3. Recognitions
  - A. Big Impact Award 4
  - B. KJHS One Act Play 6
  - C. MJHS One Act Play 7
4. Public Comment: Agenda Items 8
5. Open Forum: Non agenda Items 9
6. Closed Executive Session 10
  - A. Section 551.074 - Resignations, Retirements, New Hires
  - B. Section 551.074 - Consider Appointment of Executive Director of Technology
  - C. Section 551.074 - Consider Appointment of Principal at Dunbar Middle School
  - D. Section 551.074 - Consider Appointment of Associate Principal at Dickinson High School
  - E. Section 551.076 - Security  
Section 551.089 - Deliberation Regarding Security Devices or Security Audits  
Access

7. Action on Closed Executive Session Items	
A. Consider Approval of Resignations, Retirements, New Hires	11
B. Consider Appointment of Executive Director of Technology	12
C. Consider Appointment of Dunbar Middle School Principal	13
D. Consider Appointment of Dickinson High School Associate Principal	14
8. Safety Audit Report	15
9. TASB Superintendent of the Year Resolution	16
10. Written Reports	18
A. Tax Report for January 2023 and Year to Date	19
B. Reading and Math Report (MAP & mClass MOY)	21
11. Standards Based Grading for Grade 1 in 2023-2024	102
12. Student Standard of Dress 2023-2024	103
13. Policy Update 120	106
CB(LOCAL): STATE AND FEDERAL REVENUE SOURCES	
CKC(LOCAL): SAFETY PROGRAM/RISK MANAGEMENT - EMERGENCY PLANS	
FNG(LOCAL): STUDENT RIGHTS AND RESPONSIBILITIES - STUDENT AND PARENT COMPLAINTS/GRIEVANCES	
FO(LOCAL): STUDENT DISCIPLINE	
14. Action Items	
A. Authorize and Engage Auditor	125
B. Certification of Unopposed Candidates	134
C. Consent Agenda Items	136
• Budget Amendments/Adjustments for February 9, 16, 23 and March 2, 2023	
• Campus Fundraising Request-DHS Girls Soccer	
• Campus Fundraising Request-DHS DECA	
• Donation to DHS AFJROTC-San Leon American Legion	
• Revised BOT Meeting Dates 2022-2023	
• February 6, 2023 Minutes	
• MOU Between DISD Gator Wellness Center and Resource and Crisis Center for Galveston County, Inc.	
• MOU Between Gulf Coast Center - Recovery Services and Dickinson ISD	
• Approval of Proposals Received-Welding Supplies, Equipment and Services for DISD Welding Program CTE #23-02-1058	
• Donation to DHS FFA-multiple donors	
15. Adjournment	

---

*The notice for this meeting was posted in compliance with the Texas Open Meeting Act on Friday, March 3, 2023 at or before 4:30 p.m.*

*DISD complies with Title II and will make efforts to ensure that board meetings are accessible to qualified individuals with disabilities by furnishing appropriate auxiliary aids and services and making reasonable accommodations. Contact the Asst. Supt. for Administration at (281) 229-6024 should you need accessibility.*



---

Carla Voelkel

Superintendent of Schools

## DICKINSON INDEPENDENT SCHOOL DISTRICT BOARD AGENDA ITEM

**Meeting Date:** March 7, 2023

**Item Title:** Big Impact Award

**Agenda Item:** Kimberly Rich

### **Background Information:**

The Big Impact Award is an employee recognition award given once per month to individuals who make an impact by going above and beyond the call of duty. Honorees are nominated by peers, supervisors, or community members.

Big Impact Award Honorees exemplify the following attributes:

1. Provide outstanding service to others
2. Assist others beyond normal expectations
3. Create a positive impression of their department
4. Sacrifice their time and energy for the "Gator" good
5. Act with honesty and integrity at all times

### **Brooke DeMartino, Counselor, Bay Colony Elementary School**

- Brooke DeMartino is such a huge asset to Bay Colony Elementary. She does so much to help the students and staff on the campus. Bay Colony would not be the same without her. She has such a big heart, works so hard to improve the lives of students and their families and she has such a wonderful energy that uplifts everyone that she meets. She is definitely the Boss of Kindness.
- Brooke DeMartino is the Counselor at Bay Colony. She is the bright and positive energy of the school. Brooke is one of the smiling faces each child sees before they enter the front doors at Bay Colony. She is always there for all the students, teachers, and parents ready to help in any way possible. Brooke has helped so many students here at Bay Colony and continues to provide each student the mental health tools needed to succeed. Brooke helped write a grant for "Gator Kits with a Twist" to equip each classroom with kits needed to help with Social Emotional Learning.

### **Rebecca Griffiths, Bus Driver, DISD Transportation Department**

- Rebecca Griffiths is a bus driver who cares about her students and is committed to doing anything to help her students. One of her routes has some students with challenging behaviors. She works hard to put systems in place to ensure students are kept safe on the bus. She has asked for advice from the counselor

and behavior coach to ensure she is doing everything possible to help the students in her care. Recently she had a student who got on her bus very distraught. After inquiring with the student about what happened, she asked the student to take her seat. When arriving on our campus, she held the student back and dismissed the others from the bus. Rebecca then asked the student if she could walk with her to talk to the school counselor. Most people would have felt their job had ended, but that afternoon, Ms. Griffiths called the school counselor to check in on the student and see if there was anything she could do to help the situation. Rebecca is a great example of the gator way and her impact on the students of DISD is mighty.

**Brylan Peace, PE Paraprofessional, Lobit Middle School**

- Brylan Peace is a valuable member to the success at LMS. Always going above and beyond his duties to help. He has the ability to make every single student feel seen by him!
- Coach Peace goes over and beyond for our students here at Lobit Middle. He has a unique handshake for each student. He's the definition of a great mentor/role model.

**DICKINSON INDEPENDENT SCHOOL DISTRICT  
BOARD AGENDA ITEM**

**Meeting Date:** March 7, 2023  
**Item Title:** Kranz One Act Play Honorees  
**Agenda Item:** Tammy Dowdy

**Background Information:**

The One Act Play cast and crew at Kranz Junior High were recently awarded for their performance at Zone and District UIL One Act Play Contest. The One-Act Play earned Second Place at Zone B Contest and advanced to the District Contest where they were awarded First Place. Several students earned individual honors for their performances at both contests.

<b>Aryanna Bruce-Clarks</b>	District Honorable Mention All-Star Cast
<b>Gage Burch</b>	District Best Technician
<b>Jaxson Carr</b>	Zone Honorable Mention All-Star Cast District Honorable Mention All-Star Cast
<b>Kailynn Cavazos</b>	District Honorable Mention All-Star Cast
<b>Jordan Emmitte</b>	District Honorable Mention All-Star Cast
<b>Colton Farris</b>	Zone Best Technician
<b>Zoe Foerster</b>	District Honorable Mention All-Star Cast
<b>Abigail Goodrum</b>	Zone Best Performer and District Best Performer
<b>Zaydah Guzman</b>	District Honorable Mention All-Star Cast
<b>Layne Mashburn</b>	Zone Honorable Mention All-Star Cast and District All-Star Cast
<b>Johanna Nolder</b>	Zone All-Star Cast and District Honorable Mention All-Star Cast
<b>Abigail Onukiavage</b>	Zone All-Star Cast
<b>Caris Reyes</b>	District Honorable Mention All-Star Cast
<b>Trinity Smith</b>	District Honorable Mention All-Star Cast

Also contributing to the success of the One Act Play were **Breanna Bailey, Gabrielle Ballou, Viva Tinzley Bass, Sarah Blair, Elijah Camacho, Olivia Cantu, Braxton Golden, Karissa Greco, Melany Guel, and Chelsea Tran.**

The Kranz One Act Play was led by Director **J. Kyle Crawford.**

**DICKINSON INDEPENDENT SCHOOL DISTRICT  
BOARD AGENDA ITEM**

**Meeting Date:** March 7, 2023

**Item Title:** McAdams One Act Play Honorees

**Agenda Item:** Tammy Dowdy

**Background Information:**

The One Act Play cast and crew at McAdams Junior High were recently awarded for their performance at Zone and District UIL One Act Play Contest. The One-Act Play earned First Place at Zone A Contest and advanced to the District Contest where they were awarded Fourth Place. Several students earned individual honors for their performances at both contests.

<b>Kinsie Gronstedt</b>	Zone Best Technician Award
<b>Ethan Rendon-Garcia</b>	District Best Technician Award
<b>Brandon Harper</b>	District Honorable Mention All-Star Cast
<b>Yuridia Lopez</b>	District Honorable Mention All-Star Cast
<b>Heaven Pate</b>	District Honorable Mention All-Star Cast
<b>Amanda McIver</b>	District Honorable Mention All-Star Cast
<b>Tessa Harris</b>	District Honorable Mention All-Star Cast
<b>Joshua Bishop</b>	District Honorable Mention All-Star Cast
<b>Kharington Hubert</b>	Zone and District Honorable Mention All-Star Cast
<b>Kellie Berrones</b>	Zone and District Honorable Mention All-Star Cast
<b>Marcus Canales</b>	Zone and District Honorable Mention All-Star Cast
<b>Bella Licchetto</b>	Zone All-Star Cast and District Honorable Mention All-Star Cast
<b>Lizette Soria</b>	Zone All-Star Cast and District Honorable Mention All-Star Cast
<b>Jacob Goodwill</b>	Zone Best Performer Overall and District All-Star Cast

Also contributing to the success of the One Act Play were **Josey Hall, Lauren Herzog,** and **Allyssa Laurila.**

The McAdams One Act Play was led by Director **Tara Jones Wright.**

## DICKINSON INDEPENDENT SCHOOL DISTRICT BOARD AGENDA DOCUMENT

**Item Title:** Public Comment: Agenda Items

**Agenda Item:** Carla Voelkel

**Background Information:**

The Board will hear from those in the audience who have completed the document for permission to address the Board this evening regarding agenda items per HB 2840. The Board President or Secretary will ask the individuals to speak in the order in which the completed document was received.

**DICKINSON INDEPENDENT SCHOOL DISTRICT  
BOARD AGENDA DOCUMENT**

**Item Title:** Open Forum

**Agenda Item:** Carla Voelkel

**Background Information:**

The Board will hear from those in the audience who have completed the document for permission to address the Board this evening. The Board President or Secretary will ask the individuals to speak in the order in which the completed document was received. Each will be limited to no more than three minutes. No one may begin addressing the Board thirty minutes from this time.

DICKINSON INDEPENDENT SCHOOL DISTRICT

EXECUTIVE BOARD AGENDA DOCUMENT

**Meeting Date:** March 7, 2023

**Item Title:** Executive Session

**Agenda Item:** President of the Board

The Board President will reconvene the Board to meet in Executive Session. If, during the course of the meeting covered by this Notice, the Board of Trustees should determine that a closed or executive meeting or session of the Board of Trustees is required, then such closed or executive meeting or session as authorized by **the Texas Open Meetings Act**, Texas Government Code **Section 551.001** et seq., will be held by the School Board at the date, hour, and place given in this Notice or as soon after the commencement of the meeting covered by this Notice as the School Board may conveniently meet in such closed or executive meeting or session concerning any and all purposes permitted by the Act, including but not limited to the following section(s) and purpose(s): Texas Government Code **Section 551.071** - Consultation with District's attorney regarding potential claim to be asserted by the District and concerning matters on which the attorney's duty to the District under the Texas Disciplinary Rules of Professional Conduct clearly conflicts with the Texas Open Meetings Laws; **Section 551.074** - for the purpose of considering the appointment, resignations, reassignment, evaluation, duties, discipline or dismissal of a public officer or employee or to hear complaints or charges against public officers or employees; **Section 551.082** school children; school district employees; disciplinary matter or complaint, and **Section 551.0821** for the purpose of considering a matter regarding a public school student where personally identifiable information about the student will necessarily be revealed by the deliberation.

**Time To Executive Session:** \_\_\_\_\_

**Time Out of Executive Session:** \_\_\_\_\_

DICKINSON INDEPENDENT SCHOOL DISTRICT

BOARD AGENDA DOCUMENT

Meeting Date: March 7, 2023

Item Title: Personnel Action
• Employment
• Resignations/Retirement

Agenda Item: Kimberly Rich

- We have sixteen (16) resignations: one (1) Teacher at K. E. Little Elementary, one (1) Teacher at Lobit Elementary, one (1) Teacher at Bay Colony Elementary, one (1) Teacher at San Leon Elementary, one (1) Teacher at Calder Road Elementary, one (1) Teachers at Barber Middle School, one (1) Teacher at McAdams Junior High, five (5) Teachers at Kranz Junior High, two (2) Teachers at Dickinson High School, one (1) Occupational Therapist in Special Programs, and one (1) Instructional Coach in Educational Services.
We have four (4) retirements: one (1) Teacher at Barber Middle School, two (2) Teacher at Dickinson High School, and one (1) Curriculum Specialist in Education Services.

Recommendation:

The Superintendent recommends the employment and ratification of the resignations/retirement of the above personnel.

Action Item: [checked] Yes \_\_\_\_\_ No

Motion made by \_\_\_\_\_ seconded by \_\_\_\_\_ vote \_\_\_\_\_

**DICKINSON INDEPENDENT SCHOOL DISTRICT**  
**BOARD AGENDA DOCUMENT**

**Meeting Date:** March 7, 2023

**Item Title:** Appointment of the Executive Director of Technology for DISD

**Agenda Item:** Carla Voelkel

Administration discussed with the Board of Trustees the appointment of the Executive Director of Technology for DISD.

**Recommendation:**

The Superintendent and the Executive Director of Human Resources recommend the appointment of Caroline Lightfoot as the Executive Director of Technology for DISD.

**Action Item:**  Yes  No

**Motion made by** \_\_\_\_\_ **seconded by** \_\_\_\_\_ **vote** \_\_\_\_\_

**DICKINSON INDEPENDENT SCHOOL DISTRICT**  
**BOARD AGENDA DOCUMENT**

**Meeting Date:** March 7, 2023

**Item Title:** Appointment of Dunbar Middle School Principal

**Agenda Item:** Carla Voelkel

Administration discussed with the Board of Trustees the appointment of the Principal at Dunbar Middle School.

**Recommendation:**

The Superintendent and the Executive Director of Human Resources recommend the appointment of Brandi Peterson as the Principal at Dunbar Middle School.

**Action Item:**  Yes  No

**Motion made by** \_\_\_\_\_ **seconded by** \_\_\_\_\_ **vote** \_\_\_\_\_

**DICKINSON INDEPENDENT SCHOOL DISTRICT**  
**BOARD AGENDA DOCUMENT**

**Meeting Date:** March 7, 2023

**Item Title:** Appointment of Associate Principal at Dickinson High School

**Agenda Item:** Carla Voelkel

Administration discussed with the Board of Trustees the appointment of the Associate Principal at Dickinson High School.

**Recommendation:**

The Superintendent and the Executive Director of Human Resources recommend the appointment of Matthew Cooper as the Associate Principal at Dickinson High School.

**Action Item:**  Yes  No

**Motion made by** \_\_\_\_\_ **seconded by** \_\_\_\_\_ **vote** \_\_\_\_\_

**DICKINSON INDEPENDENT SCHOOL DISTRICT  
BOARD AGENDA DOCUMENT**

**Meeting Date:** March 7, 2023

**Item Title:** Districtwide Intruder Detection Audit Report Findings

**Agenda Item:** Robert Cobb

**Background Information:**

The top priority of District Name and the State of Texas is keeping students and staff safe every day. The Texas School Safety Center recently conducted an Intruder Detection Audit at Bay Colony Elementary School, Dunbar Middle School, Kranz Junior High School, and Dickinson Continuation Center/Dickinson Alternative Learning Center. The audits test whether a campus is accessible to an unauthorized individual. This audit, conducted as part of Governor Abbott’s school safety directives for all school systems following the tragedy in Uvalde, seeks to help districts identify how campuses can improve safety for students, such as ensuring exterior doors are locked. The audit provides us with an opportunity to create a safer learning environment for our students and staff.

We are working closely with our district's School Safety & Security Committee to ensure that we are training all our staff and securing our doors for the protection of everyone at our campuses. The support from the state in conducting the Intruder Detection Audits is just one of the many actions we are taking to ensure our schools are safe. We know that this work does not end, and we appreciate the Board’s support.

We acknowledge that parents and community members are likely very interested in the details of the audit results; however, it is in the best interest of the students that we do not share this information to the broader public as it could lead to compromising important campus security information. Specific details of the Intruder Detection Audit will be discussed in the executive session and with the Safety and Security Committee. Dickinson ISD is committed to providing a safe and secure learning environment for our students and staff.

**Recommendation:**

Information only

**Action Item:** \_\_\_\_\_ Yes     \_\_\_\_\_ No

**DICKINSON INDEPENDENT SCHOOL DISTRICT  
BOARD AGENDA ITEM**

**Meeting Date:** March 7, 2023

**Item Title:** Superintendent of the Year Resolution

**Agenda Item:** Corey Magliolo

**Background Information:**

The attached resolution indicates the board's decision to nominate Carla Voelkel for Superintendent of the Year 2023.

**Recommendation:** The floor is open for a motion.

**Action Item:**    \_\_\_X\_\_\_ Yes    \_\_\_\_\_ No

**Motion made by:** \_\_\_\_\_ **seconded by** \_\_\_\_\_ **vote** \_\_\_\_\_

**Resolution**  
**Texas Association of School Boards**  
**Superintendent of the Year**

The Dickinson Independent School District Board on this date, March 7, 2023, resolved to nominate Carla Voelkel, Superintendent of Schools, for her exemplary and visionary leadership toward improving student performance in our schools.

Mary Anthamatten \_\_\_\_\_

Mike Mackey \_\_\_\_\_

Corey Magliolo \_\_\_\_\_

Jeff Pittman \_\_\_\_\_

Jessica Rodriguez \_\_\_\_\_

Fritzie Samford \_\_\_\_\_

Vee Veasey \_\_\_\_\_

\_\_\_\_\_  
*School Board President*

\_\_\_\_\_  
*Date*

**DICKINSON INDEPENDENT SCHOOL DISTRICT  
BOARD AGENDA DOCUMENT**

**Meeting Date:** March 7, 2023

**Item Title:** Written Reports

If a request to pull a Written Report is not received by the afternoon of the Board meeting, the report writer will not be in attendance and President Magliolo will move to the next item.

**Background Information:**

Written Reports

- Tax Report for January, 2023 and Year to Date – Kelly Logsdon
- Reading Report MOY (MAP) - Dr. Jeff Pack

**Recommendation:**

Information only

**Action Item:** \_\_\_\_\_ Yes     \_\_\_\_\_ No

**DICKINSON INDEPENDENT SCHOOL DISTRICT  
AGENDA DOCUMENT**

**Meeting Date:** March 7, 2023

**Item Title:** Monthly Tax Collection Report

**Agenda Item:** Kelly Logsdon

**Background Information:**

The Monthly Tax Collection Report for January 2023 and year to date is attached.

**Recommendation:**

Information only.

**Action Item:** \_\_\_\_\_ Yes     No

Dickinson Independent School District  
Monthly Tax Collections Report  
Maintenance Operations and Interest Sinking

Tax Year	Adjusted Taxable Values	Tax Rate	Tax Levy	Current Year Taxes Collected	Current Year % Collected										
2021	\$6,404,004,952	\$1.294	\$82,867,824	\$64,167,999	77.43%										
2021	\$5,715,025,955	\$1.312	\$74,981,141	\$73,510,035	98.04%										
2020	\$4,851,053,036	\$1.344	\$65,198,153	\$63,813,518	97.88%										
2019	\$4,166,906,421	\$1.450	\$60,420,143	\$59,423,702	98.35%										
2018	\$3,689,155,526	\$1.520	\$56,075,164	\$54,995,123	98.07%										
2022 Tax Year	Sep-22	Oct-22	Nov-22	Dec-22	Jan-23	Feb-23	Mar-23	Apr-23	May-23	Jun-23	Jul-23	Aug-23	Totals:	% To Total	
Current Year Tax	Pending Billing	\$596,358	\$4,347,285	\$14,001,873	\$45,222,484								\$64,167,999		
YTD % Collected	0.00%	0.72%	5.97%	22.86%	77.43%	77.43%	77.43%	77.43%	77.43%	77.43%	77.43%	77.43%	77.43%	77.43%	
Prior Years Tax	\$153,260	\$29,557	\$47,929	\$75,934	\$99,395								\$406,075		
Subtotal Taxes	\$153,260	\$625,915	\$4,395,215	\$14,077,806	\$45,321,879	\$0	\$0	\$0	\$0	\$0	\$0	\$0	\$64,574,074	77.92%	
Penalty & Interest	\$38,472	\$32,224	\$19,037	\$19,655	\$25,336								\$134,725		
Total Taxes & P&I	\$191,732	\$658,140	\$4,414,252	\$14,097,461	\$45,347,215	\$0	\$0	\$0	\$0	\$0	\$0	\$0	\$64,708,800	78.09%	
Attorney Fees	\$30,498	\$24,692	\$13,336	\$14,523	\$20,326								\$103,374		
Total Collections	\$222,229	\$682,832	\$4,427,588	\$14,111,984	\$45,367,541	\$0	\$0	\$0	\$0	\$0	\$0	\$0	\$64,812,174	N/A	
2021 Tax Year	Sep-21	Oct-21	Nov-21	Dec-21	Jan-22	Feb-22	Mar-22	Apr-22	May-22	Jun-22	Jul-22	Aug-22	Totals:	% To Total	
Current Year Tax	Pending Billing	\$1,088,340	\$3,747,145	\$31,980,110	\$22,328,154	\$10,529,093	\$939,131	\$675,619	\$544,593	\$936,072	\$399,801	\$341,977	\$73,510,035		
YTD % Collected	0.00%	1.45%	6.45%	49.10%	78.88%	92.92%	94.17%	95.07%	95.80%	97.05%	97.58%	98.04%	98.04%	98.04%	
Prior Years Tax	\$62,609	\$122,577	\$73,266	\$68,898	-\$73,715	\$36,019	-\$162,238	\$69,695	\$54,029	\$80,337	\$23,741	\$116,144	\$471,363		
Subtotal Taxes	\$62,609	\$1,210,917	\$3,820,410	\$32,049,008	\$22,254,439	\$10,565,113	\$776,893	\$745,315	\$598,622	\$1,016,409	\$423,542	\$458,121	\$73,981,398	98.67%	
Penalty & Interest	\$35,037	\$47,711	\$23,970	\$21,093	\$30,931	\$99,484	\$102,498	\$80,760	\$63,253	\$83,954	\$45,385	\$57,409	\$691,483		
Total Taxes & P&I	\$97,645	\$1,258,628	\$3,844,380	\$32,070,101	\$22,285,370	\$10,664,596	\$879,391	\$826,074	\$661,875	\$1,100,363	\$468,927	\$515,530	\$74,672,881	99.59%	
Attorney Fees	\$18,740	\$40,603	\$19,699	\$12,771	\$22,513	\$18,718	\$20,894	\$19,397	\$18,459	\$16,588	\$36,275	\$50,519	\$295,177		
Total Collections	\$116,385	\$1,299,231	\$3,864,080	\$32,082,872	\$22,307,883	\$10,683,314	\$900,285	\$845,471	\$680,334	\$1,116,952	\$505,202	\$566,049	\$74,968,058	N/A	
2020 Tax Year	Sep-20	Oct-20	Nov-20	Dec-20	Jan-21	Feb-21	Mar-21	Apr-21	May-21	Jun-21	Jul-21	Aug-21	Totals:	% To Total	
Current Year Tax	Pending Billing	\$378,534	\$2,549,710	\$13,354,403	\$29,495,191	\$14,036,825	\$1,771,012	\$682,688	\$492,047	\$415,731	\$290,712	\$346,665	\$63,813,518		
YTD % Collected	0.00%	0.58%	4.49%	24.97%	70.21%	91.74%	94.46%	95.51%	96.26%	96.90%	97.34%	97.88%	97.88%	97.88%	
Prior Years Tax	\$261,234	\$82,519	\$117,291	\$80,410	\$69,068	\$80,828	\$34,645	\$78,174	\$87,587	\$67,362	\$44,020	\$166,788	\$1,169,927		
Subtotal Taxes	\$261,234	\$461,054	\$2,667,001	\$13,434,813	\$29,564,260	\$14,117,652	\$1,805,657	\$760,862	\$579,634	\$483,093	\$334,732	\$513,453	\$64,983,444	99.67%	
Penalty & Interest	\$45,743	\$21,674	\$29,695	\$33,306	\$21,003	\$57,700	\$105,272	\$70,803	\$56,352	\$56,101	\$47,512	\$42,502	\$587,663		
Total Taxes & P&I	\$306,977	\$482,728	\$2,696,696	\$13,468,119	\$29,585,263	\$14,175,353	\$1,910,929	\$831,665	\$635,986	\$539,194	\$382,244	\$555,955	\$65,571,107	100.57%	
Attorney Fees	\$26,755	\$18,926	\$14,740	\$22,947	\$15,775	\$12,989	\$19,895	\$20,509	\$13,930	\$16,899	\$36,967	\$38,277	\$258,611		
Total Collections	\$333,732	\$501,654	\$2,711,435	\$13,491,066	\$29,601,038	\$14,188,342	\$1,930,824	\$852,174	\$649,916	\$556,093	\$419,212	\$594,232	\$65,829,718	N/A	
2019 Tax Year	Sep-19	Oct-19	Nov-19	Dec-19	Jan-20	Feb-20	Mar-20	Apr-20	May-20	Jun-20	Jul-20	Aug-20	Totals:	% To Total	
Current Year Tax	Pending Billing	\$149,295	\$2,782,035	\$24,347,020	\$21,701,965	\$7,295,092	\$624,605	\$713,295	\$409,011	\$818,065	\$386,690	\$196,629	\$59,423,702		
YTD % Collected	0.00%	0.25%	4.85%	45.15%	81.07%	93.14%	94.17%	95.35%	96.03%	97.39%	98.03%	98.35%	98.35%	98.35%	
Prior Years Tax	\$204,856	\$75,888	\$65,915	\$67,241	\$105,664	\$412,440	\$36,605	\$19,100	-\$8,538	\$45,032	\$57,688	\$121,115	\$1,203,006		
Subtotal Taxes	\$204,856	\$225,183	\$2,847,950	\$24,414,261	\$21,807,629	\$7,707,532	\$661,210	\$732,395	\$400,472	\$863,098	\$444,379	\$317,744	\$60,626,708	100.34%	
Penalty & Interest	\$43,730	\$20,895	\$21,205	\$23,190	\$29,700	\$58,660	\$49,448	\$58,734	\$44,198	\$61,352	\$56,012	\$35,363	\$502,486		
Total Taxes & P&I	\$248,586	\$246,078	\$2,869,155	\$24,437,451	\$21,837,329	\$7,766,192	\$710,658	\$791,129	\$444,670	\$924,450	\$500,391	\$353,106	\$61,129,195	101.17%	
Attorney Fees	\$37,553	\$18,475	\$15,622	\$16,339	\$14,363	\$16,576	\$8,654	\$7,447	\$9,389	\$11,274	\$48,017	\$31,772	\$235,481		
Total Collections	\$286,139	\$264,553	\$2,884,778	\$24,453,789	\$21,851,692	\$7,782,768	\$719,311	\$798,576	\$454,059	\$935,723	\$548,408	\$384,878	\$61,364,675	N/A	
2018 Tax Year	Sep-18	Oct-18	Nov-18	Dec-18	Jan-19	Feb-19	Mar-19	Apr-19	May-19	Jun-19	Jul-19	Aug-19	Totals:	% To Total	
Current Year Tax	Pending Billing	\$770,275	\$2,711,777	\$10,821,827	\$31,598,499	\$6,705,964	\$1,032,517	\$527,234	\$385,353	\$339,487	\$372,586	\$238,083	\$55,503,602		
YTD % Collected	0.00%	1.35%	6.10%	25.07%	80.46%	92.21%	94.02%	94.94%	95.62%	96.21%	96.87%	97.28%	97.28%	97.28%	
Prior Years Tax	\$115,032	\$102,879	\$49,873	\$71,307	\$61,014	\$112,220	\$32,790	\$62,396	\$47,284	\$49,934	\$64,771	\$46,812	\$816,312		
Subtotal Taxes	\$115,032	\$873,153	\$2,761,650	\$10,893,135	\$31,659,513	\$6,818,184	\$1,065,307	\$589,630	\$432,637	\$389,421	\$437,358	\$284,895	\$56,319,914	98.71%	
Penalty & Interest	\$21,487	\$18,180	\$14,583	\$15,852	\$22,941	\$73,075	\$62,393	\$48,233	\$44,527	\$37,546	\$54,866	\$30,882	\$444,565		
Total Taxes & P&I	\$136,519	\$891,333	\$2,776,233	\$10,908,986	\$31,682,454	\$6,891,259	\$1,127,700	\$637,863	\$477,164	\$426,967	\$492,224	\$315,777	\$56,764,478	99.49%	
Attorney Fees	\$19,713	\$14,417	\$11,989	\$12,942	\$13,414	\$22,911	\$12,565	\$13,744	\$13,326	\$8,928	\$35,743	\$27,655	\$208,248		
Total Collections	\$156,232	\$905,750	\$2,788,222	\$10,921,929	\$31,696,768	\$6,914,169	\$1,140,265	\$651,608	\$490,490	\$435,895	\$527,967	\$343,432	\$56,972,727	N/A	

**DICKINSON INDEPENDENT SCHOOL DISTRICT  
AGENDA DOCUMENT**

**Meeting Date:** March 7, 2023

**Item Title:** MOY mCLASS and MAP Testing Update

**Agenda Item:** Dr. Jeff Pack/Dr. Debby Noffsinger

**Background Information:**

The results from middle-of-the-year (MOY) MAP testing is attached.

MOY mCLASS was not administered due to issues with BOY testing. Since BOY testing was completed in November, we decided to skip MOY testing.

**Recommendation:**

Information only

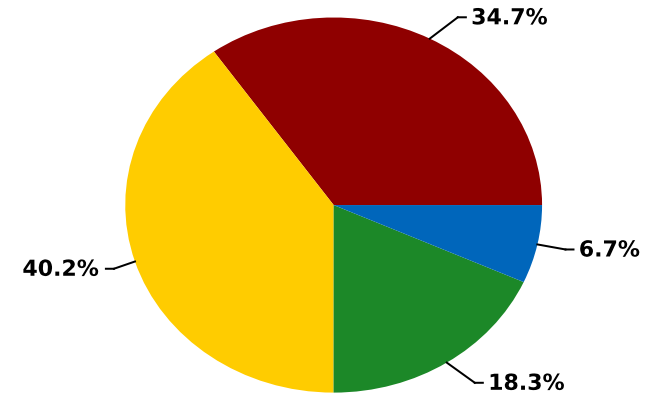
**Action Item:** \_\_\_\_\_ Yes     \_\_\_\_\_ No

## Math: Math K-12

Projected to: State of Texas Assessments of Academic Readiness taken in spring.

View Linking Study: <https://www.nwea.org/resources/texas-linking-study/>

Grade	Student Count	Did not Meet		Approaches		Meets		Masters	
		Count	Percent	Count	Percent	Count	Percent	Count	Percent
2	860	356	41.4%	336	39.1%	116	13.5%	52	6.0%
3	873	315	36.1%	271	31.0%	199	22.8%	88	10.1%
4	873	320	36.7%	319	36.5%	157	18.0%	77	8.8%
5	891	273	30.6%	384	43.1%	177	19.9%	57	6.4%
6	853	282	33.1%	353	41.4%	181	21.2%	37	4.3%
7	823	277	33.7%	356	43.3%	129	15.7%	61	7.4%
8	693	215	31.0%	342	49.4%	113	16.3%	23	3.3%
<b>Total</b>	<b>5866</b>	<b>2038</b>	<b>34.7%</b>	<b>2361</b>	<b>40.2%</b>	<b>1072</b>	<b>18.3%</b>	<b>395</b>	<b>6.7%</b>

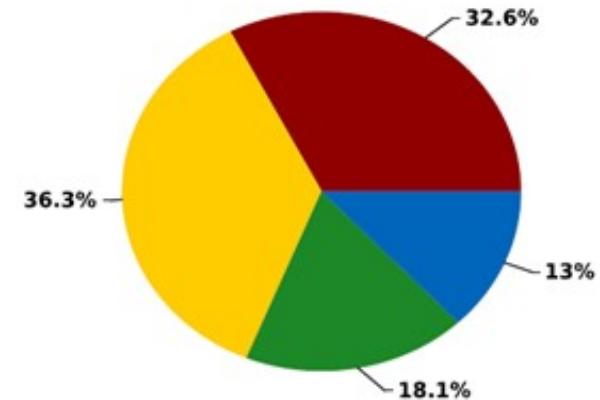


## Reading Language Arts

Projected to: State of Texas Assessments of Academic Readiness taken in spring.

View Linking Study: <https://www.nwea.org/resources/texas-linking-study/>

Grade	Student Count	Did not Meet		Approaches		Meets		Masters	
		Count	Percent	Count	Percent	Count	Percent	Count	Percent
2	686	254	37.0%	227	33.1%	111	16.2%	94	13.7%
3	726	247	34.0%	237	32.6%	127	17.5%	115	15.8%
4	834	289	34.7%	308	36.9%	121	14.5%	116	13.9%
5	876	317	36.2%	302	34.5%	176	20.1%	81	9.2%
6	817	270	33.0%	356	43.6%	119	14.6%	72	8.8%
7	858	275	32.1%	297	34.6%	166	19.3%	120	14.0%
8	881	197	22.4%	334	37.9%	210	23.8%	140	15.9%
<b>Total</b>	<b>5678</b>	<b>1849</b>	<b>32.6%</b>	<b>2061</b>	<b>36.3%</b>	<b>1030</b>	<b>18.1%</b>	<b>738</b>	<b>13.0%</b>

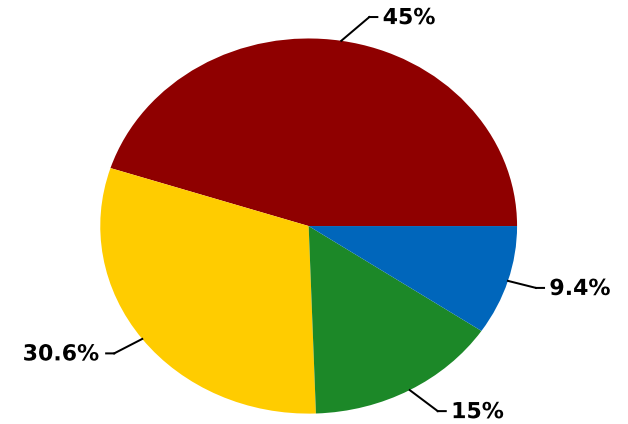


## Language Arts: Reading (Spanish)

Projected to: State of Texas Assessments of Academic Readiness (STAAR) Spanish taken in spring.

View Linking Study: <https://www.nwea.org/state-solutions/texas/>

Grade	Student Count	Did Not Meet		Approaches		Meets		Masters	
		Count	Percent	Count	Percent	Count	Percent	Count	Percent
3	131	53	40.5%	41	31.3%	22	16.8%	15	11.5%
4	48	27	56.2%	14	29.2%	5	10.4%	2	4.2%
5	1	1	100.0%	0	0.0%	0	0.0%	0	0.0%
<b>Total</b>	<b>180</b>	<b>81</b>	<b>45.0%</b>	<b>55</b>	<b>30.6%</b>	<b>27</b>	<b>15.0%</b>	<b>17</b>	<b>9.4%</b>



### Explanatory Notes

This report shows students' projected performance on the state assessment(s) based on NWEA alignment/linking studies. Performance categories are defined by the state and are specific to each state. For any state or location that does not have an associated state summative test the NWEA Generic Linking Study is provided.

**Term:** Winter 2022-2023  
**District:** Dickinson ISD  
**School:** Bay Colony Road Elementary School

**Norms Reference Data:** 2020 and User Norms<sup>1</sup>.  
**Weeks of Instruction:** 20 (Winter 2023)  
**Grouping:** None  
**Small Group Display:** No

### Math: Math K-12

Summary	
Total Number of Students With Valid Growth Scores	127
Mean RIT Score	181.7
Standard Deviation	11.3
District Grade-Level Mean RIT	181
Students At or Above District Grade-Level Mean RIT	63
Grade-Level Mean RIT	184.1
Students At or Above Grade-Level Mean RIT	49

Overall Performance	Lo %ile < 21		LoAvg %ile 21-40		Avg %ile 41-60		HiAvg %ile 61-80		Hi %ile > 80		Mean RIT Score (+/- Smp Err)	Std Dev
	count	%	count	%	count	%	count	%	count	%		
Math: Math K-12	25	20%	31	24%	33	26%	26	20%	12	9%	181-182-183	11.3

### Explanatory Notes

<sup>1</sup>User norms are based on the group of students who have taken the test in the selected subject and course. These results are not comparable to results based on nationally representative norms.

Tests shown in gray are excluded from summary statistics. Either the test occurred outside the testing window for a term, had an invalid score, or was a repeat test for a student within a term.

Test Invalidation Reasons: \*\*\*1 The test duration was too short to provide a valid result. \*\*\*2 The overall RIT score for this test is above the valid range. \*\*\*3 The overall RIT score for this test is below the valid range.

\*\*\*4 The standard error for this test is below acceptable limits. \*\*\*5 The standard error for this test is above acceptable limits. \*\*\*6 The test has been identified as invalid. \*\*\*7 High level of rapid guessing has invalidated test.

Due to statistical unreliability, summary data for groups of less than 10 are not shown.

\* This data is not available for reporting. Please refer to help and documentation for more information.

Lexile® is a trademark of MetaMetrics, Inc., and is registered in the United States and abroad.

**Term:** Winter 2022-2023  
**District:** Dickinson ISD  
**School:** Bay Colony Road Elementary School

**Norms Reference Data:** 2020 and User Norms<sup>1</sup>.  
**Weeks of Instruction:** 20 (Winter 2023)  
**Grouping:** None  
**Small Group Display:** No

### Language Arts: Reading

Summary	
Total Number of Students With Valid Growth Scores	100
Mean RIT Score	181
Standard Deviation	16
District Grade-Level Mean RIT	179.3
Students At or Above District Grade-Level Mean RIT	50
Grade-Level Mean RIT	181.2
Students At or Above Grade-Level Mean RIT	47

Overall Performance	Lo %ile < 21		LoAvg %ile 21-40		Avg %ile 41-60		HiAvg %ile 61-80		Hi %ile > 80		Mean RIT Score (+/- Smp Err)	Std Dev
	count	%	count	%	count	%	count	%	count	%		
Language Arts: Reading	29	29%	13	13%	17	17%	13	13%	28	28%	179-181-183	16

### Explanatory Notes

<sup>1</sup>User norms are based on the group of students who have taken the test in the selected subject and course. These results are not comparable to results based on nationally representative norms.

Tests shown in gray are excluded from summary statistics. Either the test occurred outside the testing window for a term, had an invalid score, or was a repeat test for a student within a term.

Test Invalidation Reasons: \*\*\*1 The test duration was too short to provide a valid result. \*\*\*2 The overall RIT score for this test is above the valid range. \*\*\*3 The overall RIT score for this test is below the valid range.

\*\*\*4 The standard error for this test is below acceptable limits. \*\*\*5 The standard error for this test is above acceptable limits. \*\*\*6 The test has been identified as invalid. \*\*\*7 High level of rapid guessing has invalidated test.

Due to statistical unreliability, summary data for groups of less than 10 are not shown.

\* This data is not available for reporting. Please refer to help and documentation for more information.

Lexile® is a trademark of MetaMetrics, Inc., and is registered in the United States and abroad.

**Term:** Winter 2022-2023  
**District:** Dickinson ISD  
**School:** Bay Colony Road Elementary School

**Norms Reference Data:** 2020 and User Norms<sup>1</sup>.  
**Weeks of Instruction:** 20 (Winter 2023)  
**Grouping:** None  
**Small Group Display:** No

### Language Arts: Reading (Spanish)

Summary	
Total Number of Students With Valid Growth Scores	27
Mean RIT Score	184.9
Standard Deviation	11.5
District Grade-Level Mean RIT	182
Students At or Above District Grade-Level Mean RIT	15
Grade-Level Mean RIT	176
Students At or Above Grade-Level Mean RIT	22

Overall Performance	Lo %ile < 21		LoAvg %ile 21-40		Avg %ile 41-60		HiAvg %ile 61-80		Hi %ile > 80		Mean RIT Score (+/- Smp Err)	Std Dev
	count	%	count	%	count	%	count	%	count	%		
Language Arts: Reading (Spanish)	2	7%	0	0%	7	26%	7	26%	11	41%	183-185-187	11.5

### Explanatory Notes

<sup>1</sup>User norms are based on the group of students who have taken the test in the selected subject and course. These results are not comparable to results based on nationally representative norms.

Tests shown in gray are excluded from summary statistics. Either the test occurred outside the testing window for a term, had an invalid score, or was a repeat test for a student within a term.

Test Invalidation Reasons: \*\*\*1 The test duration was too short to provide a valid result. \*\*\*2 The overall RIT score for this test is above the valid range. \*\*\*3 The overall RIT score for this test is below the valid range.

\*\*\*4 The standard error for this test is below acceptable limits. \*\*\*5 The standard error for this test is above acceptable limits. \*\*\*6 The test has been identified as invalid. \*\*\*7 High level of rapid guessing has invalidated test.

Due to statistical unreliability, summary data for groups of less than 10 are not shown.

\* This data is not available for reporting. Please refer to help and documentation for more information.

Lexile® is a trademark of MetaMetrics, Inc., and is registered in the United States and abroad.

**Term:** Winter 2022-2023  
**District:** Dickinson ISD  
**School:** Calder Road Elementary

**Norms Reference Data:** 2020 and User Norms<sup>1</sup>.  
**Weeks of Instruction:** 20 (Winter 2023)  
**Grouping:** None  
**Small Group Display:** No

### Math: Math K-12

Summary	
Total Number of Students With Valid Growth Scores	133
Mean RIT Score	183.7
Standard Deviation	12.4
District Grade-Level Mean RIT	181
Students At or Above District Grade-Level Mean RIT	77
Grade-Level Mean RIT	184.1
Students At or Above Grade-Level Mean RIT	67

Overall Performance	Lo %ile < 21		LoAvg %ile 21-40		Avg %ile 41-60		HiAvg %ile 61-80		Hi %ile > 80		Mean RIT Score (+/- Smp Err)	Std Dev
	count	%	count	%	count	%	count	%	count	%		
Math: Math K-12	27	20%	25	19%	23	17%	37	28%	21	16%	183-184-185	12.4

### Explanatory Notes

<sup>1</sup>User norms are based on the group of students who have taken the test in the selected subject and course. These results are not comparable to results based on nationally representative norms.

Tests shown in gray are excluded from summary statistics. Either the test occurred outside the testing window for a term, had an invalid score, or was a repeat test for a student within a term.

Test Invalidation Reasons: \*\*\*1 The test duration was too short to provide a valid result. \*\*\*2 The overall RIT score for this test is above the valid range. \*\*\*3 The overall RIT score for this test is below the valid range.

\*\*\*4 The standard error for this test is below acceptable limits. \*\*\*5 The standard error for this test is above acceptable limits. \*\*\*6 The test has been identified as invalid. \*\*\*7 High level of rapid guessing has invalidated test.

Due to statistical unreliability, summary data for groups of less than 10 are not shown.

\* This data is not available for reporting. Please refer to help and documentation for more information.

Lexile® is a trademark of MetaMetrics, Inc., and is registered in the United States and abroad.

**Term:** Winter 2022-2023  
**District:** Dickinson ISD  
**School:** Calder Road Elementary

**Norms Reference Data:** 2020 and User Norms<sup>1</sup>.  
**Weeks of Instruction:** 20 (Winter 2023)  
**Grouping:** None  
**Small Group Display:** No

### Language Arts: Reading

Summary	
Total Number of Students With Valid Growth Scores	96
Mean RIT Score	179.8
Standard Deviation	13.1
District Grade-Level Mean RIT	179.3
Students At or Above District Grade-Level Mean RIT	50
Grade-Level Mean RIT	181.2
Students At or Above Grade-Level Mean RIT	43

Overall Performance	Lo %ile < 21		LoAvg %ile 21-40		Avg %ile 41-60		HiAvg %ile 61-80		Hi %ile > 80		Mean RIT Score (+/- Smp Err)	Std Dev
	count	%	count	%	count	%	count	%	count	%		
Language Arts: Reading	22	23%	20	21%	18	19%	21	22%	15	16%	178-180-181	13.1

### Explanatory Notes

<sup>1</sup>User norms are based on the group of students who have taken the test in the selected subject and course. These results are not comparable to results based on nationally representative norms.

Tests shown in gray are excluded from summary statistics. Either the test occurred outside the testing window for a term, had an invalid score, or was a repeat test for a student within a term.

Test Invalidation Reasons: \*\*\*1 The test duration was too short to provide a valid result. \*\*\*2 The overall RIT score for this test is above the valid range. \*\*\*3 The overall RIT score for this test is below the valid range.

\*\*\*4 The standard error for this test is below acceptable limits. \*\*\*5 The standard error for this test is above acceptable limits. \*\*\*6 The test has been identified as invalid. \*\*\*7 High level of rapid guessing has invalidated test.

Due to statistical unreliability, summary data for groups of less than 10 are not shown.

\* This data is not available for reporting. Please refer to help and documentation for more information.

Lexile® is a trademark of MetaMetrics, Inc., and is registered in the United States and abroad.

**Term:** Winter 2022-2023  
**District:** Dickinson ISD  
**School:** Calder Road Elementarty

**Norms Reference Data:** 2020 and User Norms<sup>1</sup>.  
**Weeks of Instruction:** 20 (Winter 2023)  
**Grouping:** None  
**Small Group Display:** No

### Language Arts: Reading (Spanish)

Summary	
Total Number of Students With Valid Growth Scores	18
Mean RIT Score	191.1
Standard Deviation	13.7
District Grade-Level Mean RIT	182
Students At or Above District Grade-Level Mean RIT	14
Grade-Level Mean RIT	176
Students At or Above Grade-Level Mean RIT	15

Overall Performance	Lo %ile < 21		LoAvg %ile 21-40		Avg %ile 41-60		HiAvg %ile 61-80		Hi %ile > 80		Mean RIT Score (+/- Smp Err)	Std Dev
	count	%	count	%	count	%	count	%	count	%		
Language Arts: Reading (Spanish)	1	6%	2	11%	1	6%	1	6%	13	72%	188-191-194	13.7

### Explanatory Notes

<sup>1</sup>User norms are based on the group of students who have taken the test in the selected subject and course. These results are not comparable to results based on nationally representative norms.

Tests shown in gray are excluded from summary statistics. Either the test occurred outside the testing window for a term, had an invalid score, or was a repeat test for a student within a term.

Test Invalidation Reasons: \*\*\*1 The test duration was too short to provide a valid result. \*\*\*2 The overall RIT score for this test is above the valid range. \*\*\*3 The overall RIT score for this test is below the valid range.

\*\*\*4 The standard error for this test is below acceptable limits. \*\*\*5 The standard error for this test is above acceptable limits. \*\*\*6 The test has been identified as invalid. \*\*\*7 High level of rapid guessing has invalidated test.

Due to statistical unreliability, summary data for groups of less than 10 are not shown.

\* This data is not available for reporting. Please refer to help and documentation for more information.

Lexile® is a trademark of MetaMetrics, Inc., and is registered in the United States and abroad.

**Term:** Winter 2022-2023  
**District:** Dickinson ISD  
**School:** Hughes Road Elementary School

**Norms Reference Data:** 2020 and User Norms<sup>1</sup>.  
**Weeks of Instruction:** 20 (Winter 2023)  
**Grouping:** None  
**Small Group Display:** No

### Math: Math K-12

Summary	
Total Number of Students With Valid Growth Scores	126
Mean RIT Score	180.2
Standard Deviation	11.7
District Grade-Level Mean RIT	181
Students At or Above District Grade-Level Mean RIT	55
Grade-Level Mean RIT	184.1
Students At or Above Grade-Level Mean RIT	44

Overall Performance	Lo %ile < 21		LoAvg %ile 21-40		Avg %ile 41-60		HiAvg %ile 61-80		Hi %ile > 80		Mean RIT Score (+/- Smp Err)	Std Dev
	count	%	count	%	count	%	count	%	count	%		
Math: Math K-12	34	27%	35	28%	20	16%	26	21%	11	9%	179-180-181	11.7

### Explanatory Notes

<sup>1</sup>User norms are based on the group of students who have taken the test in the selected subject and course. These results are not comparable to results based on nationally representative norms.

Tests shown in gray are excluded from summary statistics. Either the test occurred outside the testing window for a term, had an invalid score, or was a repeat test for a student within a term.

Test Invalidation Reasons: \*\*\*1 The test duration was too short to provide a valid result. \*\*\*2 The overall RIT score for this test is above the valid range. \*\*\*3 The overall RIT score for this test is below the valid range.

\*\*\*4 The standard error for this test is below acceptable limits. \*\*\*5 The standard error for this test is above acceptable limits. \*\*\*6 The test has been identified as invalid. \*\*\*7 High level of rapid guessing has invalidated test.

Due to statistical unreliability, summary data for groups of less than 10 are not shown.

\* This data is not available for reporting. Please refer to help and documentation for more information.

Lexile® is a trademark of MetaMetrics, Inc., and is registered in the United States and abroad.

**Term:** Winter 2022-2023  
**District:** Dickinson ISD  
**School:** Hughes Road Elementary School

**Norms Reference Data:** 2020 and User Norms<sup>1</sup>.  
**Weeks of Instruction:** 20 (Winter 2023)  
**Grouping:** None  
**Small Group Display:** No

### Language Arts: Reading

Summary	
Total Number of Students With Valid Growth Scores	128
Mean RIT Score	178.2
Standard Deviation	15.6
District Grade-Level Mean RIT	179.3
Students At or Above District Grade-Level Mean RIT	55
Grade-Level Mean RIT	181.2
Students At or Above Grade-Level Mean RIT	50

Overall Performance	Lo %ile < 21		LoAvg %ile 21-40		Avg %ile 41-60		HiAvg %ile 61-80		Hi %ile > 80		Mean RIT Score (+/- Smp Err)	Std Dev
	count	%	count	%	count	%	count	%	count	%		
Language Arts: Reading	40	31%	28	22%	16	13%	20	16%	24	19%	177-178-180	15.6

### Explanatory Notes

<sup>1</sup>User norms are based on the group of students who have taken the test in the selected subject and course. These results are not comparable to results based on nationally representative norms.

Tests shown in gray are excluded from summary statistics. Either the test occurred outside the testing window for a term, had an invalid score, or was a repeat test for a student within a term.

Test Invalidation Reasons: \*\*\*1 The test duration was too short to provide a valid result. \*\*\*2 The overall RIT score for this test is above the valid range. \*\*\*3 The overall RIT score for this test is below the valid range.

\*\*\*4 The standard error for this test is below acceptable limits. \*\*\*5 The standard error for this test is above acceptable limits. \*\*\*6 The test has been identified as invalid. \*\*\*7 High level of rapid guessing has invalidated test.

Due to statistical unreliability, summary data for groups of less than 10 are not shown.

\* This data is not available for reporting. Please refer to help and documentation for more information.

Lexile® is a trademark of MetaMetrics, Inc., and is registered in the United States and abroad.

**Term:** Winter 2022-2023  
**District:** Dickinson ISD  
**School:** KE Little Elementary School

**Norms Reference Data:** 2020 and User Norms<sup>1</sup>.  
**Weeks of Instruction:** 20 (Winter 2023)  
**Grouping:** None  
**Small Group Display:** No

### Math: Math K-12

Summary	
Total Number of Students With Valid Growth Scores	106
Mean RIT Score	179.1
Standard Deviation	15.6
District Grade-Level Mean RIT	181
Students At or Above District Grade-Level Mean RIT	42
Grade-Level Mean RIT	184.1
Students At or Above Grade-Level Mean RIT	37

Overall Performance	Lo %ile < 21		LoAvg %ile 21-40		Avg %ile 41-60		HiAvg %ile 61-80		Hi %ile > 80		Mean RIT Score (+/- Smp Err)	Std Dev
	count	%	count	%	count	%	count	%	count	%		
Math: Math K-12	34	32%	27	25%	18	17%	13	12%	14	13%	178-179-181	15.6

### Explanatory Notes

<sup>1</sup>User norms are based on the group of students who have taken the test in the selected subject and course. These results are not comparable to results based on nationally representative norms.

Tests shown in gray are excluded from summary statistics. Either the test occurred outside the testing window for a term, had an invalid score, or was a repeat test for a student within a term.

Test Invalidation Reasons: \*\*\*1 The test duration was too short to provide a valid result. \*\*\*2 The overall RIT score for this test is above the valid range. \*\*\*3 The overall RIT score for this test is below the valid range.

\*\*\*4 The standard error for this test is below acceptable limits. \*\*\*5 The standard error for this test is above acceptable limits. \*\*\*6 The test has been identified as invalid. \*\*\*7 High level of rapid guessing has invalidated test.

Due to statistical unreliability, summary data for groups of less than 10 are not shown.

\* This data is not available for reporting. Please refer to help and documentation for more information.

Lexile® is a trademark of MetaMetrics, Inc., and is registered in the United States and abroad.

**Term:** Winter 2022-2023  
**District:** Dickinson ISD  
**School:** KE Little Elementary School

**Norms Reference Data:** 2020 and User Norms<sup>1</sup>.  
**Weeks of Instruction:** 20 (Winter 2023)  
**Grouping:** None  
**Small Group Display:** No

### Language Arts: Reading

Summary	
Total Number of Students With Valid Growth Scores	64
Mean RIT Score	173.1
Standard Deviation	14.7
District Grade-Level Mean RIT	179.3
Students At or Above District Grade-Level Mean RIT	22
Grade-Level Mean RIT	181.2
Students At or Above Grade-Level Mean RIT	19

Overall Performance	Lo %ile < 21		LoAvg %ile 21-40		Avg %ile 41-60		HiAvg %ile 61-80		Hi %ile > 80		Mean RIT Score (+/- Smp Err)	Std Dev
	count	%	count	%	count	%	count	%	count	%		
Language Arts: Reading	29	45%	8	13%	11	17%	10	16%	6	9%	171-173-175	14.7

### Explanatory Notes

<sup>1</sup>User norms are based on the group of students who have taken the test in the selected subject and course. These results are not comparable to results based on nationally representative norms.

Tests shown in gray are excluded from summary statistics. Either the test occurred outside the testing window for a term, had an invalid score, or was a repeat test for a student within a term.

Test Invalidation Reasons: \*\*\*1 The test duration was too short to provide a valid result. \*\*\*2 The overall RIT score for this test is above the valid range. \*\*\*3 The overall RIT score for this test is below the valid range.

\*\*\*4 The standard error for this test is below acceptable limits. \*\*\*5 The standard error for this test is above acceptable limits. \*\*\*6 The test has been identified as invalid. \*\*\*7 High level of rapid guessing has invalidated test.

Due to statistical unreliability, summary data for groups of less than 10 are not shown.

\* This data is not available for reporting. Please refer to help and documentation for more information.

Lexile® is a trademark of MetaMetrics, Inc., and is registered in the United States and abroad.

**Term:** Winter 2022-2023  
**District:** Dickinson ISD  
**School:** KE Little Elementary School

**Norms Reference Data:** 2020 and User Norms<sup>1</sup>.  
**Weeks of Instruction:** 20 (Winter 2023)  
**Grouping:** None  
**Small Group Display:** No

### Language Arts: Reading (Spanish)

Summary	
Total Number of Students With Valid Growth Scores	36
Mean RIT Score	177.9
Standard Deviation	15.8
District Grade-Level Mean RIT	182
Students At or Above District Grade-Level Mean RIT	15
Grade-Level Mean RIT	176
Students At or Above Grade-Level Mean RIT	18

Overall Performance	Lo %ile < 21		LoAvg %ile 21-40		Avg %ile 41-60		HiAvg %ile 61-80		Hi %ile > 80		Mean RIT Score (+/- Smp Err)	Std Dev
	count	%	count	%	count	%	count	%	count	%		
Language Arts: Reading (Spanish)	9	25%	7	19%	4	11%	5	14%	11	31%	175-178-181	15.8

### Explanatory Notes

<sup>1</sup>User norms are based on the group of students who have taken the test in the selected subject and course. These results are not comparable to results based on nationally representative norms.

Tests shown in gray are excluded from summary statistics. Either the test occurred outside the testing window for a term, had an invalid score, or was a repeat test for a student within a term.

Test Invalidation Reasons: \*\*\*1 The test duration was too short to provide a valid result. \*\*\*2 The overall RIT score for this test is above the valid range. \*\*\*3 The overall RIT score for this test is below the valid range.

\*\*\*4 The standard error for this test is below acceptable limits. \*\*\*5 The standard error for this test is above acceptable limits. \*\*\*6 The test has been identified as invalid. \*\*\*7 High level of rapid guessing has invalidated test.

Due to statistical unreliability, summary data for groups of less than 10 are not shown.

\* This data is not available for reporting. Please refer to help and documentation for more information.

Lexile® is a trademark of MetaMetrics, Inc., and is registered in the United States and abroad.

**Term:** Winter 2022-2023  
**District:** Dickinson ISD  
**School:** Lobit Elementary School

**Norms Reference Data:** 2020 and User Norms<sup>1</sup>.  
**Weeks of Instruction:** 20 (Winter 2023)  
**Grouping:** None  
**Small Group Display:** No

### Math: Math K-12

Summary	
Total Number of Students With Valid Growth Scores	152
Mean RIT Score	181.3
Standard Deviation	10.8
District Grade-Level Mean RIT	181
Students At or Above District Grade-Level Mean RIT	79
Grade-Level Mean RIT	184.1
Students At or Above Grade-Level Mean RIT	60

Overall Performance	Lo %ile < 21		LoAvg %ile 21-40		Avg %ile 41-60		HiAvg %ile 61-80		Hi %ile > 80		Mean RIT Score (+/- Smp Err)	Std Dev
	count	%	count	%	count	%	count	%	count	%		
Math: Math K-12	34	22%	34	22%	37	24%	33	22%	14	9%	180-181-182	10.8

### Explanatory Notes

<sup>1</sup>User norms are based on the group of students who have taken the test in the selected subject and course. These results are not comparable to results based on nationally representative norms.

Tests shown in gray are excluded from summary statistics. Either the test occurred outside the testing window for a term, had an invalid score, or was a repeat test for a student within a term.

Test Invalidation Reasons: \*\*\*1 The test duration was too short to provide a valid result. \*\*\*2 The overall RIT score for this test is above the valid range. \*\*\*3 The overall RIT score for this test is below the valid range.

\*\*\*4 The standard error for this test is below acceptable limits. \*\*\*5 The standard error for this test is above acceptable limits. \*\*\*6 The test has been identified as invalid. \*\*\*7 High level of rapid guessing has invalidated test.

Due to statistical unreliability, summary data for groups of less than 10 are not shown.

\* This data is not available for reporting. Please refer to help and documentation for more information.

Lexile® is a trademark of MetaMetrics, Inc., and is registered in the United States and abroad.

**Term:** Winter 2022-2023  
**District:** Dickinson ISD  
**School:** Lobit Elementary School

**Norms Reference Data:** 2020 and User Norms<sup>1</sup>.  
**Weeks of Instruction:** 20 (Winter 2023)  
**Grouping:** None  
**Small Group Display:** No

### Language Arts: Reading

Summary	
Total Number of Students With Valid Growth Scores	152
Mean RIT Score	179.9
Standard Deviation	14.5
District Grade-Level Mean RIT	179.3
Students At or Above District Grade-Level Mean RIT	85
Grade-Level Mean RIT	181.2
Students At or Above Grade-Level Mean RIT	74

Overall Performance	Lo %ile < 21		LoAvg %ile 21-40		Avg %ile 41-60		HiAvg %ile 61-80		Hi %ile > 80		Mean RIT Score (+/- Smp Err)	Std Dev
	count	%	count	%	count	%	count	%	count	%		
Language Arts: Reading	37	24%	26	17%	34	22%	26	17%	29	19%	179-180-181	14.5

### Explanatory Notes

<sup>1</sup>User norms are based on the group of students who have taken the test in the selected subject and course. These results are not comparable to results based on nationally representative norms.

Tests shown in gray are excluded from summary statistics. Either the test occurred outside the testing window for a term, had an invalid score, or was a repeat test for a student within a term.

Test Invalidation Reasons: \*\*\*1 The test duration was too short to provide a valid result. \*\*\*2 The overall RIT score for this test is above the valid range. \*\*\*3 The overall RIT score for this test is below the valid range.

\*\*\*4 The standard error for this test is below acceptable limits. \*\*\*5 The standard error for this test is above acceptable limits. \*\*\*6 The test has been identified as invalid. \*\*\*7 High level of rapid guessing has invalidated test.

Due to statistical unreliability, summary data for groups of less than 10 are not shown.

\* This data is not available for reporting. Please refer to help and documentation for more information.

Lexile® is a trademark of MetaMetrics, Inc., and is registered in the United States and abroad.



# Grade Report

## Grade 2

**Term:** Winter 2022-2023  
**District:** Dickinson ISD  
**School:** San Leon Elementary School

**Norms Reference Data:** 2020 and User Norms<sup>1</sup>.  
**Weeks of Instruction:** 20 (Winter 2023)  
**Grouping:** None  
**Small Group Display:** No

### Math: Math K-12

Summary	
Total Number of Students With Valid Growth Scores	109
Mean RIT Score	180.2
Standard Deviation	11.8
District Grade-Level Mean RIT	181
Students At or Above District Grade-Level Mean RIT	46
Grade-Level Mean RIT	184.1
Students At or Above Grade-Level Mean RIT	39

Overall Performance	Lo %ile < 21		LoAvg %ile 21-40		Avg %ile 41-60		HiAvg %ile 61-80		Hi %ile > 80		Mean RIT Score (+/- Smp Err)	Std Dev
	count	%	count	%	count	%	count	%	count	%		
Math: Math K-12	33	30%	29	27%	16	15%	18	17%	13	12%	179-180-181	11.8

### Explanatory Notes

<sup>1</sup>User norms are based on the group of students who have taken the test in the selected subject and course. These results are not comparable to results based on nationally representative norms.

Tests shown in gray are excluded from summary statistics. Either the test occurred outside the testing window for a term, had an invalid score, or was a repeat test for a student within a term.

Test Invalidation Reasons: \*\*\*1 The test duration was too short to provide a valid result. \*\*\*2 The overall RIT score for this test is above the valid range. \*\*\*3 The overall RIT score for this test is below the valid range.

\*\*\*4 The standard error for this test is below acceptable limits. \*\*\*5 The standard error for this test is above acceptable limits. \*\*\*6 The test has been identified as invalid. \*\*\*7 High level of rapid guessing has invalidated test.

Due to statistical unreliability, summary data for groups of less than 10 are not shown.

\* This data is not available for reporting. Please refer to help and documentation for more information.

Lexile® is a trademark of MetaMetrics, Inc., and is registered in the United States and abroad.

**Term:** Winter 2022-2023  
**District:** Dickinson ISD  
**School:** San Leon Elementary School

**Norms Reference Data:** 2020 and User Norms<sup>1</sup>.  
**Weeks of Instruction:** 20 (Winter 2023)  
**Grouping:** None  
**Small Group Display:** No

### Language Arts: Reading

Summary	
Total Number of Students With Valid Growth Scores	70
Mean RIT Score	184.3
Standard Deviation	14
District Grade-Level Mean RIT	179.3
Students At or Above District Grade-Level Mean RIT	45
Grade-Level Mean RIT	181.2
Students At or Above Grade-Level Mean RIT	39

Overall Performance	Lo %ile < 21		LoAvg %ile 21-40		Avg %ile 41-60		HiAvg %ile 61-80		Hi %ile > 80		Mean RIT Score (+/- Smp Err)	Std Dev
	count	%	count	%	count	%	count	%	count	%		
Language Arts: Reading	10	14%	12	17%	12	17%	16	23%	20	29%	183-184-186	14

### Explanatory Notes

<sup>1</sup>User norms are based on the group of students who have taken the test in the selected subject and course. These results are not comparable to results based on nationally representative norms.

Tests shown in gray are excluded from summary statistics. Either the test occurred outside the testing window for a term, had an invalid score, or was a repeat test for a student within a term.

Test Invalidation Reasons: \*\*\*1 The test duration was too short to provide a valid result. \*\*\*2 The overall RIT score for this test is above the valid range. \*\*\*3 The overall RIT score for this test is below the valid range.

\*\*\*4 The standard error for this test is below acceptable limits. \*\*\*5 The standard error for this test is above acceptable limits. \*\*\*6 The test has been identified as invalid. \*\*\*7 High level of rapid guessing has invalidated test.

Due to statistical unreliability, summary data for groups of less than 10 are not shown.

\* This data is not available for reporting. Please refer to help and documentation for more information.

Lexile® is a trademark of MetaMetrics, Inc., and is registered in the United States and abroad.

### Language Arts: Reading (Spanish)

Summary	
Total Number of Students With Valid Growth Scores	38
Mean RIT Score	180.8
Standard Deviation	12.9
District Grade-Level Mean RIT	182
Students At or Above District Grade-Level Mean RIT	18
Grade-Level Mean RIT	176
Students At or Above Grade-Level Mean RIT	25

Overall Performance	Lo %ile < 21		LoAvg %ile 21-40		Avg %ile 41-60		HiAvg %ile 61-80		Hi %ile > 80		Mean RIT Score (+/- Smp Err)	Std Dev
	count	%	count	%	count	%	count	%	count	%		
Language Arts: Reading (Spanish)	6	16%	3	8%	7	18%	11	29%	11	29%	179-181-183	12.9

**Explanatory Notes**

<sup>1</sup>User norms are based on the group of students who have taken the test in the selected subject and course. These results are not comparable to results based on nationally representative norms.

Tests shown in gray are excluded from summary statistics. Either the test occurred outside the testing window for a term, had an invalid score, or was a repeat test for a student within a term.

Test Invalidation Reasons: \*\*\*1 The test duration was too short to provide a valid result. \*\*\*2 The overall RIT score for this test is above the valid range. \*\*\*3 The overall RIT score for this test is below the valid range.

\*\*\*4 The standard error for this test is below acceptable limits. \*\*\*5 The standard error for this test is above acceptable limits. \*\*\*6 The test has been identified as invalid. \*\*\*7 High level of rapid guessing has invalidated test.

Due to statistical unreliability, summary data for groups of less than 10 are not shown.

\* This data is not available for reporting. Please refer to help and documentation for more information.

Lexile® is a trademark of MetaMetrics, Inc., and is registered in the United States and abroad.

**Term:** Winter 2022-2023  
**District:** Dickinson ISD  
**School:** Silbernagel Elementary School

**Norms Reference Data:** 2020 and User Norms<sup>1</sup>.  
**Weeks of Instruction:** 20 (Winter 2023)  
**Grouping:** None  
**Small Group Display:** No

### Math: Math K-12

Summary	
Total Number of Students With Valid Growth Scores	107
Mean RIT Score	179.9
Standard Deviation	13
District Grade-Level Mean RIT	181
Students At or Above District Grade-Level Mean RIT	53
Grade-Level Mean RIT	184.1
Students At or Above Grade-Level Mean RIT	46

Overall Performance	Lo %ile < 21		LoAvg %ile 21-40		Avg %ile 41-60		HiAvg %ile 61-80		Hi %ile > 80		Mean RIT Score (+/- Smp Err)	Std Dev
	count	%	count	%	count	%	count	%	count	%		
Math: Math K-12	29	27%	20	19%	28	26%	23	21%	7	7%	179-180-181	13

### Explanatory Notes

<sup>1</sup>User norms are based on the group of students who have taken the test in the selected subject and course. These results are not comparable to results based on nationally representative norms.

Tests shown in gray are excluded from summary statistics. Either the test occurred outside the testing window for a term, had an invalid score, or was a repeat test for a student within a term.

Test Invalidation Reasons: \*\*\*1 The test duration was too short to provide a valid result. \*\*\*2 The overall RIT score for this test is above the valid range. \*\*\*3 The overall RIT score for this test is below the valid range.

\*\*\*4 The standard error for this test is below acceptable limits. \*\*\*5 The standard error for this test is above acceptable limits. \*\*\*6 The test has been identified as invalid. \*\*\*7 High level of rapid guessing has invalidated test.

Due to statistical unreliability, summary data for groups of less than 10 are not shown.

\* This data is not available for reporting. Please refer to help and documentation for more information.

Lexile® is a trademark of MetaMetrics, Inc., and is registered in the United States and abroad.



# Grade Report

## Grade 2

**Term:** Winter 2022-2023  
**District:** Dickinson ISD  
**School:** Silbernagel Elementary School

**Norms Reference Data:** 2020 and User Norms<sup>1</sup>.  
**Weeks of Instruction:** 20 (Winter 2023)  
**Grouping:** None  
**Small Group Display:** No

### Language Arts: Reading

Summary	
Total Number of Students With Valid Growth Scores	76
Mean RIT Score	178
Standard Deviation	15.1
District Grade-Level Mean RIT	179.3
Students At or Above District Grade-Level Mean RIT	31
Grade-Level Mean RIT	181.2
Students At or Above Grade-Level Mean RIT	26

Overall Performance	Lo %ile < 21		LoAvg %ile 21-40		Avg %ile 41-60		HiAvg %ile 61-80		Hi %ile > 80		Mean RIT Score (+/- Smp Err)	Std Dev
	count	%	count	%	count	%	count	%	count	%		
Language Arts: Reading	24	32%	17	22%	12	16%	9	12%	14	18%	176-178-180	15.1

### Explanatory Notes

<sup>1</sup>User norms are based on the group of students who have taken the test in the selected subject and course. These results are not comparable to results based on nationally representative norms.

Tests shown in gray are excluded from summary statistics. Either the test occurred outside the testing window for a term, had an invalid score, or was a repeat test for a student within a term.

Test Invalidation Reasons: \*\*\*1 The test duration was too short to provide a valid result. \*\*\*2 The overall RIT score for this test is above the valid range. \*\*\*3 The overall RIT score for this test is below the valid range.

\*\*\*4 The standard error for this test is below acceptable limits. \*\*\*5 The standard error for this test is above acceptable limits. \*\*\*6 The test has been identified as invalid. \*\*\*7 High level of rapid guessing has invalidated test.

Due to statistical unreliability, summary data for groups of less than 10 are not shown.

\* This data is not available for reporting. Please refer to help and documentation for more information.

Lexile® is a trademark of MetaMetrics, Inc., and is registered in the United States and abroad.

**Term:** Winter 2022-2023  
**District:** Dickinson ISD  
**School:** Silbernagel Elementary School

**Norms Reference Data:** 2020 and User Norms<sup>1</sup>.  
**Weeks of Instruction:** 20 (Winter 2023)  
**Grouping:** None  
**Small Group Display:** No

### Language Arts: Reading (Spanish)

Summary	
Total Number of Students With Valid Growth Scores	31
Mean RIT Score	180.7
Standard Deviation	10.6
District Grade-Level Mean RIT	182
Students At or Above District Grade-Level Mean RIT	15
Grade-Level Mean RIT	176
Students At or Above Grade-Level Mean RIT	20

Overall Performance	Lo %ile < 21		LoAvg %ile 21-40		Avg %ile 41-60		HiAvg %ile 61-80		Hi %ile > 80		Mean RIT Score (+/- Smp Err)	Std Dev
	count	%	count	%	count	%	count	%	count	%		
Language Arts: Reading (Spanish)	1	3%	9	29%	5	16%	8	26%	8	26%	179-181-183	10.6

### Explanatory Notes

<sup>1</sup>User norms are based on the group of students who have taken the test in the selected subject and course. These results are not comparable to results based on nationally representative norms.

Tests shown in gray are excluded from summary statistics. Either the test occurred outside the testing window for a term, had an invalid score, or was a repeat test for a student within a term.

Test Invalidation Reasons: \*\*\*1 The test duration was too short to provide a valid result. \*\*\*2 The overall RIT score for this test is above the valid range. \*\*\*3 The overall RIT score for this test is below the valid range.

\*\*\*4 The standard error for this test is below acceptable limits. \*\*\*5 The standard error for this test is above acceptable limits. \*\*\*6 The test has been identified as invalid. \*\*\*7 High level of rapid guessing has invalidated test.

Due to statistical unreliability, summary data for groups of less than 10 are not shown.

\* This data is not available for reporting. Please refer to help and documentation for more information.

Lexile® is a trademark of MetaMetrics, Inc., and is registered in the United States and abroad.

**Term:** Winter 2022-2023  
**District:** Dickinson ISD  
**School:** Bay Colony Road Elementary School

**Norms Reference Data:** 2020 and User Norms<sup>1</sup>.  
**Weeks of Instruction:** 20 (Winter 2023)  
**Grouping:** None  
**Small Group Display:** No

### Math: Math K-12

Summary	
Total Number of Students With Valid Growth Scores	106
Mean RIT Score	198.1
Standard Deviation	14.2
District Grade-Level Mean RIT	195
Students At or Above District Grade-Level Mean RIT	65
Grade-Level Mean RIT	196.2
Students At or Above Grade-Level Mean RIT	61

Overall Performance	Lo %ile < 21		LoAvg %ile 21-40		Avg %ile 41-60		HiAvg %ile 61-80		Hi %ile > 80		Mean RIT Score (+/- Smp Err)	Std Dev
	count	%	count	%	count	%	count	%	count	%		
Math: Math K-12	24	23%	12	11%	17	16%	21	20%	32	30%	197-198-200	14.2

### Explanatory Notes

<sup>1</sup>User norms are based on the group of students who have taken the test in the selected subject and course. These results are not comparable to results based on nationally representative norms.

Tests shown in gray are excluded from summary statistics. Either the test occurred outside the testing window for a term, had an invalid score, or was a repeat test for a student within a term.

Test Invalidation Reasons: \*\*\*1 The test duration was too short to provide a valid result. \*\*\*2 The overall RIT score for this test is above the valid range. \*\*\*3 The overall RIT score for this test is below the valid range.

\*\*\*4 The standard error for this test is below acceptable limits. \*\*\*5 The standard error for this test is above acceptable limits. \*\*\*6 The test has been identified as invalid. \*\*\*7 High level of rapid guessing has invalidated test.

Due to statistical unreliability, summary data for groups of less than 10 are not shown.

\* This data is not available for reporting. Please refer to help and documentation for more information.

Lexile® is a trademark of MetaMetrics, Inc., and is registered in the United States and abroad.



# Grade Report

## Grade 3

**Term:** Winter 2022-2023  
**District:** Dickinson ISD  
**School:** Bay Colony Road Elementary School

**Norms Reference Data:** 2020 and User Norms<sup>1</sup>.  
**Weeks of Instruction:** 20 (Winter 2023)  
**Grouping:** None  
**Small Group Display:** No

### Language Arts: Reading

Summary	
Total Number of Students With Valid Growth Scores	99
Mean RIT Score	190.4
Standard Deviation	16
District Grade-Level Mean RIT	192
Students At or Above District Grade-Level Mean RIT	49
Grade-Level Mean RIT	193.9
Students At or Above Grade-Level Mean RIT	44

Overall Performance	Lo %ile < 21		LoAvg %ile 21-40		Avg %ile 41-60		HiAvg %ile 61-80		Hi %ile > 80		Mean RIT Score (+/- Smp Err)	Std Dev
	count	%	count	%	count	%	count	%	count	%		
Language Arts: Reading	29	29%	13	13%	28	28%	17	17%	12	12%	189-190-192	16

### Explanatory Notes

<sup>1</sup>User norms are based on the group of students who have taken the test in the selected subject and course. These results are not comparable to results based on nationally representative norms.

Tests shown in gray are excluded from summary statistics. Either the test occurred outside the testing window for a term, had an invalid score, or was a repeat test for a student within a term.

Test Invalidation Reasons: \*\*\*1 The test duration was too short to provide a valid result. \*\*\*2 The overall RIT score for this test is above the valid range. \*\*\*3 The overall RIT score for this test is below the valid range.

\*\*\*4 The standard error for this test is below acceptable limits. \*\*\*5 The standard error for this test is above acceptable limits. \*\*\*6 The test has been identified as invalid. \*\*\*7 High level of rapid guessing has invalidated test.

Due to statistical unreliability, summary data for groups of less than 10 are not shown.

\* This data is not available for reporting. Please refer to help and documentation for more information.

Lexile® is a trademark of MetaMetrics, Inc., and is registered in the United States and abroad.

**Term:** Winter 2022-2023  
**District:** Dickinson ISD  
**School:** Bay Colony Road Elementary School

**Norms Reference Data:** 2020 and User Norms<sup>1</sup>.  
**Weeks of Instruction:** 20 (Winter 2023)  
**Grouping:** None  
**Small Group Display:** No

### Language Arts: Reading (Spanish)

Summary	
Total Number of Students With Valid Growth Scores	7
Mean RIT Score	*
Standard Deviation	*
District Grade-Level Mean RIT	188.8
Students At or Above District Grade-Level Mean RIT	*
Grade-Level Mean RIT	188.5
Students At or Above Grade-Level Mean RIT	*

Overall Performance	Lo %ile < 21		LoAvg %ile 21-40		Avg %ile 41-60		HiAvg %ile 61-80		Hi %ile > 80		Mean RIT Score (+/- Smp Err)	Std Dev
	count	%	count	%	count	%	count	%	count	%		
Language Arts: Reading (Spanish)	0	0%	2	29%	2	29%	2	29%	1	14%	*	*

### Explanatory Notes

<sup>1</sup>User norms are based on the group of students who have taken the test in the selected subject and course. These results are not comparable to results based on nationally representative norms.

Tests shown in gray are excluded from summary statistics. Either the test occurred outside the testing window for a term, had an invalid score, or was a repeat test for a student within a term.

Test Invalidation Reasons: <sup>\*\*\*1</sup> The test duration was too short to provide a valid result. <sup>\*\*\*2</sup> The overall RIT score for this test is above the valid range. <sup>\*\*\*3</sup> The overall RIT score for this test is below the valid range.

<sup>\*\*\*4</sup> The standard error for this test is below acceptable limits. <sup>\*\*\*5</sup> The standard error for this test is above acceptable limits. <sup>\*\*\*6</sup> The test has been identified as invalid. <sup>\*\*\*7</sup> High level of rapid guessing has invalidated test.

Due to statistical unreliability, summary data for groups of less than 10 are not shown.

\* This data is not available for reporting. Please refer to help and documentation for more information.

Lexile® is a trademark of MetaMetrics, Inc., and is registered in the United States and abroad.

**Term:** Winter 2022-2023  
**District:** Dickinson ISD  
**School:** Calder Road Elementary

**Norms Reference Data:** 2020 and User Norms<sup>1</sup>.  
**Weeks of Instruction:** 20 (Winter 2023)  
**Grouping:** None  
**Small Group Display:** No

### Math: Math K-12

Summary	
Total Number of Students With Valid Growth Scores	124
Mean RIT Score	194.8
Standard Deviation	13.6
District Grade-Level Mean RIT	195
Students At or Above District Grade-Level Mean RIT	68
Grade-Level Mean RIT	196.2
Students At or Above Grade-Level Mean RIT	62

Overall Performance	Lo %ile < 21		LoAvg %ile 21-40		Avg %ile 41-60		HiAvg %ile 61-80		Hi %ile > 80		Mean RIT Score (+/- Smp Err)	Std Dev
	count	%	count	%	count	%	count	%	count	%		
Math: Math K-12	25	20%	23	19%	22	18%	35	28%	19	15%	194-195-196	13.6

### Explanatory Notes

<sup>1</sup>User norms are based on the group of students who have taken the test in the selected subject and course. These results are not comparable to results based on nationally representative norms.

Tests shown in gray are excluded from summary statistics. Either the test occurred outside the testing window for a term, had an invalid score, or was a repeat test for a student within a term.

Test Invalidation Reasons: \*\*\*1 The test duration was too short to provide a valid result. \*\*\*2 The overall RIT score for this test is above the valid range. \*\*\*3 The overall RIT score for this test is below the valid range.

\*\*\*4 The standard error for this test is below acceptable limits. \*\*\*5 The standard error for this test is above acceptable limits. \*\*\*6 The test has been identified as invalid. \*\*\*7 High level of rapid guessing has invalidated test.

Due to statistical unreliability, summary data for groups of less than 10 are not shown.

\* This data is not available for reporting. Please refer to help and documentation for more information.

Lexile® is a trademark of MetaMetrics, Inc., and is registered in the United States and abroad.

**Term:** Winter 2022-2023  
**District:** Dickinson ISD  
**School:** Calder Road Elementary

**Norms Reference Data:** 2020 and User Norms<sup>1</sup>.  
**Weeks of Instruction:** 20 (Winter 2023)  
**Grouping:** None  
**Small Group Display:** No

### Language Arts: Reading

Summary	
Total Number of Students With Valid Growth Scores	112
Mean RIT Score	196.1
Standard Deviation	15.6
District Grade-Level Mean RIT	192
Students At or Above District Grade-Level Mean RIT	64
Grade-Level Mean RIT	193.9
Students At or Above Grade-Level Mean RIT	60

Overall Performance	Lo %ile < 21		LoAvg %ile 21-40		Avg %ile 41-60		HiAvg %ile 61-80		Hi %ile > 80		Mean RIT Score (+/- Smp Err)	Std Dev
	count	%	count	%	count	%	count	%	count	%		
Language Arts: Reading	17	15%	28	25%	13	12%	27	24%	27	24%	195-196-198	15.6

### Explanatory Notes

<sup>1</sup>User norms are based on the group of students who have taken the test in the selected subject and course. These results are not comparable to results based on nationally representative norms.

Tests shown in gray are excluded from summary statistics. Either the test occurred outside the testing window for a term, had an invalid score, or was a repeat test for a student within a term.

Test Invalidation Reasons: \*\*\*1 The test duration was too short to provide a valid result. \*\*\*2 The overall RIT score for this test is above the valid range. \*\*\*3 The overall RIT score for this test is below the valid range.

\*\*\*4 The standard error for this test is below acceptable limits. \*\*\*5 The standard error for this test is above acceptable limits. \*\*\*6 The test has been identified as invalid. \*\*\*7 High level of rapid guessing has invalidated test.

Due to statistical unreliability, summary data for groups of less than 10 are not shown.

\* This data is not available for reporting. Please refer to help and documentation for more information.

Lexile® is a trademark of MetaMetrics, Inc., and is registered in the United States and abroad.

**Term:** Winter 2022-2023  
**District:** Dickinson ISD  
**School:** Calder Road Elementary

**Norms Reference Data:** 2020 and User Norms<sup>1</sup>.  
**Weeks of Instruction:** 20 (Winter 2023)  
**Grouping:** None  
**Small Group Display:** No

### Language Arts: Reading (Spanish)

Summary	
Total Number of Students With Valid Growth Scores	12
Mean RIT Score	183.7
Standard Deviation	12.9
District Grade-Level Mean RIT	188.8
Students At or Above District Grade-Level Mean RIT	5
Grade-Level Mean RIT	188.5
Students At or Above Grade-Level Mean RIT	5

Overall Performance	Lo %ile < 21		LoAvg %ile 21-40		Avg %ile 41-60		HiAvg %ile 61-80		Hi %ile > 80		Mean RIT Score (+/- Smp Err)	Std Dev
	count	%	count	%	count	%	count	%	count	%		
Language Arts: Reading (Spanish)	4	33%	3	25%	1	8%	4	33%	0	0%	180-184-188	12.9

### Explanatory Notes

<sup>1</sup>User norms are based on the group of students who have taken the test in the selected subject and course. These results are not comparable to results based on nationally representative norms.

Tests shown in gray are excluded from summary statistics. Either the test occurred outside the testing window for a term, had an invalid score, or was a repeat test for a student within a term.

Test Invalidation Reasons: \*\*\*1 The test duration was too short to provide a valid result. \*\*\*2 The overall RIT score for this test is above the valid range. \*\*\*3 The overall RIT score for this test is below the valid range.

\*\*\*4 The standard error for this test is below acceptable limits. \*\*\*5 The standard error for this test is above acceptable limits. \*\*\*6 The test has been identified as invalid. \*\*\*7 High level of rapid guessing has invalidated test.

Due to statistical unreliability, summary data for groups of less than 10 are not shown.

\* This data is not available for reporting. Please refer to help and documentation for more information.

Lexile® is a trademark of MetaMetrics, Inc., and is registered in the United States and abroad.

**Term:** Winter 2022-2023  
**District:** Dickinson ISD  
**School:** Hughes Road Elementary School

**Norms Reference Data:** 2020 and User Norms<sup>1</sup>.  
**Weeks of Instruction:** 20 (Winter 2023)  
**Grouping:** None  
**Small Group Display:** No

### Math: Math K-12

Summary	
Total Number of Students With Valid Growth Scores	117
Mean RIT Score	194.8
Standard Deviation	14.9
District Grade-Level Mean RIT	195
Students At or Above District Grade-Level Mean RIT	61
Grade-Level Mean RIT	196.2
Students At or Above Grade-Level Mean RIT	59

Overall Performance	Lo %ile < 21		LoAvg %ile 21-40		Avg %ile 41-60		HiAvg %ile 61-80		Hi %ile > 80		Mean RIT Score (+/- Smp Err)	Std Dev
	count	%	count	%	count	%	count	%	count	%		
Math: Math K-12	27	23%	23	20%	20	17%	24	21%	23	20%	193-195-196	14.9

### Explanatory Notes

<sup>1</sup>User norms are based on the group of students who have taken the test in the selected subject and course. These results are not comparable to results based on nationally representative norms.

Tests shown in gray are excluded from summary statistics. Either the test occurred outside the testing window for a term, had an invalid score, or was a repeat test for a student within a term.

Test Invalidation Reasons: \*\*\*1 The test duration was too short to provide a valid result. \*\*\*2 The overall RIT score for this test is above the valid range. \*\*\*3 The overall RIT score for this test is below the valid range.

\*\*\*4 The standard error for this test is below acceptable limits. \*\*\*5 The standard error for this test is above acceptable limits. \*\*\*6 The test has been identified as invalid. \*\*\*7 High level of rapid guessing has invalidated test.

Due to statistical unreliability, summary data for groups of less than 10 are not shown.

\* This data is not available for reporting. Please refer to help and documentation for more information.

Lexile® is a trademark of MetaMetrics, Inc., and is registered in the United States and abroad.

**Term:** Winter 2022-2023  
**District:** Dickinson ISD  
**School:** Hughes Road Elementary School

**Norms Reference Data:** 2020 and User Norms<sup>1</sup>.  
**Weeks of Instruction:** 20 (Winter 2023)  
**Grouping:** None  
**Small Group Display:** No

### Language Arts: Reading

Summary	
Total Number of Students With Valid Growth Scores	114
Mean RIT Score	190.8
Standard Deviation	15.6
District Grade-Level Mean RIT	192
Students At or Above District Grade-Level Mean RIT	53
Grade-Level Mean RIT	193.9
Students At or Above Grade-Level Mean RIT	48

Overall Performance	Lo %ile < 21		LoAvg %ile 21-40		Avg %ile 41-60		HiAvg %ile 61-80		Hi %ile > 80		Mean RIT Score (+/- Smp Err)	Std Dev
	count	%	count	%	count	%	count	%	count	%		
Language Arts: Reading	31	27%	24	21%	24	21%	18	16%	17	15%	189-191-192	15.6

### Explanatory Notes

<sup>1</sup>User norms are based on the group of students who have taken the test in the selected subject and course. These results are not comparable to results based on nationally representative norms.

Tests shown in gray are excluded from summary statistics. Either the test occurred outside the testing window for a term, had an invalid score, or was a repeat test for a student within a term.

Test Invalidation Reasons: \*\*\*1 The test duration was too short to provide a valid result. \*\*\*2 The overall RIT score for this test is above the valid range. \*\*\*3 The overall RIT score for this test is below the valid range.

\*\*\*4 The standard error for this test is below acceptable limits. \*\*\*5 The standard error for this test is above acceptable limits. \*\*\*6 The test has been identified as invalid. \*\*\*7 High level of rapid guessing has invalidated test.

Due to statistical unreliability, summary data for groups of less than 10 are not shown.

\* This data is not available for reporting. Please refer to help and documentation for more information.

Lexile® is a trademark of MetaMetrics, Inc., and is registered in the United States and abroad.



# Grade Report

## Grade 3

**Term:** Winter 2022-2023  
**District:** Dickinson ISD  
**School:** KE Little Elementary School

**Norms Reference Data:** 2020 and User Norms<sup>1</sup>.  
**Weeks of Instruction:** 20 (Winter 2023)  
**Grouping:** None  
**Small Group Display:** No

### Math: Math K-12

Summary	
Total Number of Students With Valid Growth Scores	120
Mean RIT Score	189.3
Standard Deviation	16.6
District Grade-Level Mean RIT	195
Students At or Above District Grade-Level Mean RIT	49
Grade-Level Mean RIT	196.2
Students At or Above Grade-Level Mean RIT	44

Overall Performance	Lo %ile < 21		LoAvg %ile 21-40		Avg %ile 41-60		HiAvg %ile 61-80		Hi %ile > 80		Mean RIT Score (+/- Smp Err)	Std Dev
	count	%	count	%	count	%	count	%	count	%		
Math: Math K-12	35	29%	26	22%	24	20%	22	18%	13	11%	188-189-191	16.6

### Explanatory Notes

<sup>1</sup>User norms are based on the group of students who have taken the test in the selected subject and course. These results are not comparable to results based on nationally representative norms.

Tests shown in gray are excluded from summary statistics. Either the test occurred outside the testing window for a term, had an invalid score, or was a repeat test for a student within a term.

Test Invalidation Reasons: \*\*\*1 The test duration was too short to provide a valid result. \*\*\*2 The overall RIT score for this test is above the valid range. \*\*\*3 The overall RIT score for this test is below the valid range.

\*\*\*4 The standard error for this test is below acceptable limits. \*\*\*5 The standard error for this test is above acceptable limits. \*\*\*6 The test has been identified as invalid. \*\*\*7 High level of rapid guessing has invalidated test.

Due to statistical unreliability, summary data for groups of less than 10 are not shown.

\* This data is not available for reporting. Please refer to help and documentation for more information.

Lexile® is a trademark of MetaMetrics, Inc., and is registered in the United States and abroad.

**Term:** Winter 2022-2023  
**District:** Dickinson ISD  
**School:** KE Little Elementary School

**Norms Reference Data:** 2020 and User Norms<sup>1</sup>.  
**Weeks of Instruction:** 20 (Winter 2023)  
**Grouping:** None  
**Small Group Display:** No

### Language Arts: Reading

Summary	
Total Number of Students With Valid Growth Scores	73
Mean RIT Score	183.4
Standard Deviation	16.7
District Grade-Level Mean RIT	192
Students At or Above District Grade-Level Mean RIT	21
Grade-Level Mean RIT	193.9
Students At or Above Grade-Level Mean RIT	18

Overall Performance	Lo %ile < 21		LoAvg %ile 21-40		Avg %ile 41-60		HiAvg %ile 61-80		Hi %ile > 80		Mean RIT Score (+/- Smp Err)	Std Dev
	count	%	count	%	count	%	count	%	count	%		
Language Arts: Reading	25	34%	23	32%	13	18%	8	11%	4	5%	181-183-185	16.7

### Explanatory Notes

<sup>1</sup>User norms are based on the group of students who have taken the test in the selected subject and course. These results are not comparable to results based on nationally representative norms.

Tests shown in gray are excluded from summary statistics. Either the test occurred outside the testing window for a term, had an invalid score, or was a repeat test for a student within a term.

Test Invalidation Reasons: \*\*\*1 The test duration was too short to provide a valid result. \*\*\*2 The overall RIT score for this test is above the valid range. \*\*\*3 The overall RIT score for this test is below the valid range.

\*\*\*4 The standard error for this test is below acceptable limits. \*\*\*5 The standard error for this test is above acceptable limits. \*\*\*6 The test has been identified as invalid. \*\*\*7 High level of rapid guessing has invalidated test.

Due to statistical unreliability, summary data for groups of less than 10 are not shown.

\* This data is not available for reporting. Please refer to help and documentation for more information.

Lexile® is a trademark of MetaMetrics, Inc., and is registered in the United States and abroad.

**Term:** Winter 2022-2023  
**District:** Dickinson ISD  
**School:** KE Little Elementary School

**Norms Reference Data:** 2020 and User Norms<sup>1</sup>.  
**Weeks of Instruction:** 20 (Winter 2023)  
**Grouping:** None  
**Small Group Display:** No

### Language Arts: Reading (Spanish)

Summary	
Total Number of Students With Valid Growth Scores	36
Mean RIT Score	184.7
Standard Deviation	15.3
District Grade-Level Mean RIT	188.8
Students At or Above District Grade-Level Mean RIT	13
Grade-Level Mean RIT	188.5
Students At or Above Grade-Level Mean RIT	13

Overall Performance	Lo %ile < 21		LoAvg %ile 21-40		Avg %ile 41-60		HiAvg %ile 61-80		Hi %ile > 80		Mean RIT Score (+/- Smp Err)	Std Dev
	count	%	count	%	count	%	count	%	count	%		
Language Arts: Reading (Spanish)	14	39%	5	14%	4	11%	6	17%	7	19%	182-185-187	15.3

### Explanatory Notes

<sup>1</sup>User norms are based on the group of students who have taken the test in the selected subject and course. These results are not comparable to results based on nationally representative norms.

Tests shown in gray are excluded from summary statistics. Either the test occurred outside the testing window for a term, had an invalid score, or was a repeat test for a student within a term.

Test Invalidation Reasons: <sup>\*\*\*1</sup> The test duration was too short to provide a valid result. <sup>\*\*\*2</sup> The overall RIT score for this test is above the valid range. <sup>\*\*\*3</sup> The overall RIT score for this test is below the valid range.

<sup>\*\*\*4</sup> The standard error for this test is below acceptable limits. <sup>\*\*\*5</sup> The standard error for this test is above acceptable limits. <sup>\*\*\*6</sup> The test has been identified as invalid. <sup>\*\*\*7</sup> High level of rapid guessing has invalidated test.

Due to statistical unreliability, summary data for groups of less than 10 are not shown.

\* This data is not available for reporting. Please refer to help and documentation for more information.

Lexile® is a trademark of MetaMetrics, Inc., and is registered in the United States and abroad.

**Term:** Winter 2022-2023  
**District:** Dickinson ISD  
**School:** Lobit Elementary School

**Norms Reference Data:** 2020 and User Norms<sup>1</sup>.  
**Weeks of Instruction:** 20 (Winter 2023)  
**Grouping:** None  
**Small Group Display:** No

### Math: Math K-12

Summary	
Total Number of Students With Valid Growth Scores	160
Mean RIT Score	198.5
Standard Deviation	13
District Grade-Level Mean RIT	195
Students At or Above District Grade-Level Mean RIT	105
Grade-Level Mean RIT	196.2
Students At or Above Grade-Level Mean RIT	101

Overall Performance	Lo %ile < 21		LoAvg %ile 21-40		Avg %ile 41-60		HiAvg %ile 61-80		Hi %ile > 80		Mean RIT Score (+/- Smp Err)	Std Dev
	count	%	count	%	count	%	count	%	count	%		
Math: Math K-12	22	14%	23	14%	31	19%	40	25%	44	28%	197-199-200	13

### Explanatory Notes

<sup>1</sup>User norms are based on the group of students who have taken the test in the selected subject and course. These results are not comparable to results based on nationally representative norms.

Tests shown in gray are excluded from summary statistics. Either the test occurred outside the testing window for a term, had an invalid score, or was a repeat test for a student within a term.

Test Invalidation Reasons: \*\*\*1 The test duration was too short to provide a valid result. \*\*\*2 The overall RIT score for this test is above the valid range. \*\*\*3 The overall RIT score for this test is below the valid range.

\*\*\*4 The standard error for this test is below acceptable limits. \*\*\*5 The standard error for this test is above acceptable limits. \*\*\*6 The test has been identified as invalid. \*\*\*7 High level of rapid guessing has invalidated test.

Due to statistical unreliability, summary data for groups of less than 10 are not shown.

\* This data is not available for reporting. Please refer to help and documentation for more information.

Lexile® is a trademark of MetaMetrics, Inc., and is registered in the United States and abroad.

**Term:** Winter 2022-2023  
**District:** Dickinson ISD  
**School:** Lobit Elementary School

**Norms Reference Data:** 2020 and User Norms<sup>1</sup>.  
**Weeks of Instruction:** 20 (Winter 2023)  
**Grouping:** None  
**Small Group Display:** No

### Language Arts: Reading

Summary	
Total Number of Students With Valid Growth Scores	153
Mean RIT Score	195.1
Standard Deviation	13.7
District Grade-Level Mean RIT	192
Students At or Above District Grade-Level Mean RIT	103
Grade-Level Mean RIT	193.9
Students At or Above Grade-Level Mean RIT	93

Overall Performance	Lo %ile < 21		LoAvg %ile 21-40		Avg %ile 41-60		HiAvg %ile 61-80		Hi %ile > 80		Mean RIT Score (+/- Smp Err)	Std Dev
	count	%	count	%	count	%	count	%	count	%		
Language Arts: Reading	26	17%	21	14%	36	24%	42	27%	28	18%	194-195-196	13.7

### Explanatory Notes

<sup>1</sup>User norms are based on the group of students who have taken the test in the selected subject and course. These results are not comparable to results based on nationally representative norms.

Tests shown in gray are excluded from summary statistics. Either the test occurred outside the testing window for a term, had an invalid score, or was a repeat test for a student within a term.

Test Invalidation Reasons: \*\*\*1 The test duration was too short to provide a valid result. \*\*\*2 The overall RIT score for this test is above the valid range. \*\*\*3 The overall RIT score for this test is below the valid range.

\*\*\*4 The standard error for this test is below acceptable limits. \*\*\*5 The standard error for this test is above acceptable limits. \*\*\*6 The test has been identified as invalid. \*\*\*7 High level of rapid guessing has invalidated test.

Due to statistical unreliability, summary data for groups of less than 10 are not shown.

\* This data is not available for reporting. Please refer to help and documentation for more information.

Lexile® is a trademark of MetaMetrics, Inc., and is registered in the United States and abroad.



# Grade Report

## Grade 3

**Term:** Winter 2022-2023  
**District:** Dickinson ISD  
**School:** San Leon Elementary School

**Norms Reference Data:** 2020 and User Norms<sup>1</sup>.  
**Weeks of Instruction:** 20 (Winter 2023)  
**Grouping:** None  
**Small Group Display:** No

### Math: Math K-12

Summary	
Total Number of Students With Valid Growth Scores	123
Mean RIT Score	192.4
Standard Deviation	14.2
District Grade-Level Mean RIT	195
Students At or Above District Grade-Level Mean RIT	46
Grade-Level Mean RIT	196.2
Students At or Above Grade-Level Mean RIT	45

Overall Performance	Lo %ile < 21		LoAvg %ile 21-40		Avg %ile 41-60		HiAvg %ile 61-80		Hi %ile > 80		Mean RIT Score (+/- Smp Err)	Std Dev
	count	%	count	%	count	%	count	%	count	%		
Math: Math K-12	35	28%	28	23%	23	19%	18	15%	19	15%	191-192-194	14.2

### Explanatory Notes

<sup>1</sup>User norms are based on the group of students who have taken the test in the selected subject and course. These results are not comparable to results based on nationally representative norms.

Tests shown in gray are excluded from summary statistics. Either the test occurred outside the testing window for a term, had an invalid score, or was a repeat test for a student within a term.

Test Invalidation Reasons: \*\*\*1 The test duration was too short to provide a valid result. \*\*\*2 The overall RIT score for this test is above the valid range. \*\*\*3 The overall RIT score for this test is below the valid range.

\*\*\*4 The standard error for this test is below acceptable limits. \*\*\*5 The standard error for this test is above acceptable limits. \*\*\*6 The test has been identified as invalid. \*\*\*7 High level of rapid guessing has invalidated test.

Due to statistical unreliability, summary data for groups of less than 10 are not shown.

\* This data is not available for reporting. Please refer to help and documentation for more information.

Lexile® is a trademark of MetaMetrics, Inc., and is registered in the United States and abroad.

**Term:** Winter 2022-2023  
**District:** Dickinson ISD  
**School:** San Leon Elementary School

**Norms Reference Data:** 2020 and User Norms<sup>1</sup>.  
**Weeks of Instruction:** 20 (Winter 2023)  
**Grouping:** None  
**Small Group Display:** No

### Language Arts: Reading

Summary	
Total Number of Students With Valid Growth Scores	87
Mean RIT Score	193.6
Standard Deviation	15.8
District Grade-Level Mean RIT	192
Students At or Above District Grade-Level Mean RIT	51
Grade-Level Mean RIT	193.9
Students At or Above Grade-Level Mean RIT	49

Overall Performance	Lo %ile < 21		LoAvg %ile 21-40		Avg %ile 41-60		HiAvg %ile 61-80		Hi %ile > 80		Mean RIT Score (+/- Smp Err)	Std Dev
	count	%	count	%	count	%	count	%	count	%		
Language Arts: Reading	17	20%	16	18%	23	26%	16	18%	15	17%	192-194-195	15.8

### Explanatory Notes

<sup>1</sup>User norms are based on the group of students who have taken the test in the selected subject and course. These results are not comparable to results based on nationally representative norms.

Tests shown in gray are excluded from summary statistics. Either the test occurred outside the testing window for a term, had an invalid score, or was a repeat test for a student within a term.

Test Invalidation Reasons: \*\*\*1 The test duration was too short to provide a valid result. \*\*\*2 The overall RIT score for this test is above the valid range. \*\*\*3 The overall RIT score for this test is below the valid range.

\*\*\*4 The standard error for this test is below acceptable limits. \*\*\*5 The standard error for this test is above acceptable limits. \*\*\*6 The test has been identified as invalid. \*\*\*7 High level of rapid guessing has invalidated test.

Due to statistical unreliability, summary data for groups of less than 10 are not shown.

\* This data is not available for reporting. Please refer to help and documentation for more information.

Lexile® is a trademark of MetaMetrics, Inc., and is registered in the United States and abroad.



# Grade Report

## Grade 3

**Term:** Winter 2022-2023  
**District:** Dickinson ISD  
**School:** San Leon Elementary School

**Norms Reference Data:** 2020 and User Norms<sup>1</sup>.  
**Weeks of Instruction:** 20 (Winter 2023)  
**Grouping:** None  
**Small Group Display:** No

### Language Arts: Reading (Spanish)

Summary	
Total Number of Students With Valid Growth Scores	42
Mean RIT Score	189.2
Standard Deviation	11.2
District Grade-Level Mean RIT	188.8
Students At or Above District Grade-Level Mean RIT	21
Grade-Level Mean RIT	188.5
Students At or Above Grade-Level Mean RIT	21

Overall Performance	Lo %ile < 21		LoAvg %ile 21-40		Avg %ile 41-60		HiAvg %ile 61-80		Hi %ile > 80		Mean RIT Score (+/- Smp Err)	Std Dev
	count	%	count	%	count	%	count	%	count	%		
Language Arts: Reading (Spanish)	6	14%	11	26%	9	21%	10	24%	6	14%	187-189-191	11.2

### Explanatory Notes

<sup>1</sup>User norms are based on the group of students who have taken the test in the selected subject and course. These results are not comparable to results based on nationally representative norms.

Tests shown in gray are excluded from summary statistics. Either the test occurred outside the testing window for a term, had an invalid score, or was a repeat test for a student within a term.

Test Invalidation Reasons: \*\*\*1 The test duration was too short to provide a valid result. \*\*\*2 The overall RIT score for this test is above the valid range. \*\*\*3 The overall RIT score for this test is below the valid range.

\*\*\*4 The standard error for this test is below acceptable limits. \*\*\*5 The standard error for this test is above acceptable limits. \*\*\*6 The test has been identified as invalid. \*\*\*7 High level of rapid guessing has invalidated test.

Due to statistical unreliability, summary data for groups of less than 10 are not shown.

\* This data is not available for reporting. Please refer to help and documentation for more information.

Lexile® is a trademark of MetaMetrics, Inc., and is registered in the United States and abroad.

**Term:** Winter 2022-2023  
**District:** Dickinson ISD  
**School:** Silbernagel Elementary School

**Norms Reference Data:** 2020 and User Norms<sup>1</sup>.  
**Weeks of Instruction:** 20 (Winter 2023)  
**Grouping:** None  
**Small Group Display:** No

### Math: Math K-12

Summary	
Total Number of Students With Valid Growth Scores	123
Mean RIT Score	196.3
Standard Deviation	13.2
District Grade-Level Mean RIT	195
Students At or Above District Grade-Level Mean RIT	73
Grade-Level Mean RIT	196.2
Students At or Above Grade-Level Mean RIT	67

Overall Performance	Lo %ile < 21		LoAvg %ile 21-40		Avg %ile 41-60		HiAvg %ile 61-80		Hi %ile > 80		Mean RIT Score (+/- Smp Err)	Std Dev
	count	%	count	%	count	%	count	%	count	%		
Math: Math K-12	22	18%	16	13%	31	25%	28	23%	26	21%	195-196-197	13.2

### Explanatory Notes

<sup>1</sup>User norms are based on the group of students who have taken the test in the selected subject and course. These results are not comparable to results based on nationally representative norms.

Tests shown in gray are excluded from summary statistics. Either the test occurred outside the testing window for a term, had an invalid score, or was a repeat test for a student within a term.

Test Invalidation Reasons: \*\*\*1 The test duration was too short to provide a valid result. \*\*\*2 The overall RIT score for this test is above the valid range. \*\*\*3 The overall RIT score for this test is below the valid range.

\*\*\*4 The standard error for this test is below acceptable limits. \*\*\*5 The standard error for this test is above acceptable limits. \*\*\*6 The test has been identified as invalid. \*\*\*7 High level of rapid guessing has invalidated test.

Due to statistical unreliability, summary data for groups of less than 10 are not shown.

\* This data is not available for reporting. Please refer to help and documentation for more information.

Lexile® is a trademark of MetaMetrics, Inc., and is registered in the United States and abroad.

**Term:** Winter 2022-2023  
**District:** Dickinson ISD  
**School:** Silbernagel Elementary School

**Norms Reference Data:** 2020 and User Norms<sup>1</sup>.  
**Weeks of Instruction:** 20 (Winter 2023)  
**Grouping:** None  
**Small Group Display:** No

### Language Arts: Reading

Summary	
Total Number of Students With Valid Growth Scores	88
Mean RIT Score	190.7
Standard Deviation	15.6
District Grade-Level Mean RIT	192
Students At or Above District Grade-Level Mean RIT	44
Grade-Level Mean RIT	193.9
Students At or Above Grade-Level Mean RIT	41

Overall Performance	Lo %ile < 21		LoAvg %ile 21-40		Avg %ile 41-60		HiAvg %ile 61-80		Hi %ile > 80		Mean RIT Score (+/- Smp Err)	Std Dev
	count	%	count	%	count	%	count	%	count	%		
Language Arts: Reading	21	24%	19	22%	18	20%	17	19%	13	15%	189-191-192	15.6

### Explanatory Notes

<sup>1</sup>User norms are based on the group of students who have taken the test in the selected subject and course. These results are not comparable to results based on nationally representative norms.

Tests shown in gray are excluded from summary statistics. Either the test occurred outside the testing window for a term, had an invalid score, or was a repeat test for a student within a term.

Test Invalidation Reasons: \*\*\*1 The test duration was too short to provide a valid result. \*\*\*2 The overall RIT score for this test is above the valid range. \*\*\*3 The overall RIT score for this test is below the valid range.

\*\*\*4 The standard error for this test is below acceptable limits. \*\*\*5 The standard error for this test is above acceptable limits. \*\*\*6 The test has been identified as invalid. \*\*\*7 High level of rapid guessing has invalidated test.

Due to statistical unreliability, summary data for groups of less than 10 are not shown.

\* This data is not available for reporting. Please refer to help and documentation for more information.

Lexile® is a trademark of MetaMetrics, Inc., and is registered in the United States and abroad.



# Grade Report

## Grade 3

**Term:** Winter 2022-2023  
**District:** Dickinson ISD  
**School:** Silbernagel Elementary School

**Norms Reference Data:** 2020 and User Norms<sup>1</sup>.  
**Weeks of Instruction:** 20 (Winter 2023)  
**Grouping:** None  
**Small Group Display:** No

### Language Arts: Reading (Spanish)

Summary	
Total Number of Students With Valid Growth Scores	34
Mean RIT Score	193.9
Standard Deviation	14
District Grade-Level Mean RIT	188.8
Students At or Above District Grade-Level Mean RIT	23
Grade-Level Mean RIT	188.5
Students At or Above Grade-Level Mean RIT	23

Overall Performance	Lo %ile < 21		LoAvg %ile 21-40		Avg %ile 41-60		HiAvg %ile 61-80		Hi %ile > 80		Mean RIT Score (+/- Smp Err)	Std Dev
	count	%	count	%	count	%	count	%	count	%		
Language Arts: Reading (Spanish)	3	9%	5	15%	7	21%	7	21%	12	35%	191-194-196	14

### Explanatory Notes

<sup>1</sup>User norms are based on the group of students who have taken the test in the selected subject and course. These results are not comparable to results based on nationally representative norms.

Tests shown in gray are excluded from summary statistics. Either the test occurred outside the testing window for a term, had an invalid score, or was a repeat test for a student within a term.

Test Invalidation Reasons: \*\*\*1 The test duration was too short to provide a valid result. \*\*\*2 The overall RIT score for this test is above the valid range. \*\*\*3 The overall RIT score for this test is below the valid range.

\*\*\*4 The standard error for this test is below acceptable limits. \*\*\*5 The standard error for this test is above acceptable limits. \*\*\*6 The test has been identified as invalid. \*\*\*7 High level of rapid guessing has invalidated test.

Due to statistical unreliability, summary data for groups of less than 10 are not shown.

\* This data is not available for reporting. Please refer to help and documentation for more information.

Lexile® is a trademark of MetaMetrics, Inc., and is registered in the United States and abroad.



# Grade Report

Grade 4

**Term:** Winter 2022-2023  
**District:** Dickinson ISD  
**School:** Bay Colony Road Elementary School

**Norms Reference Data:** 2020 and User Norms<sup>1</sup>.  
**Weeks of Instruction:** 20 (Winter 2023)  
**Grouping:** None  
**Small Group Display:** No

## Math: Math K-12

Summary	
Total Number of Students With Valid Growth Scores	125
Mean RIT Score	210.1
Standard Deviation	14.6
District Grade-Level Mean RIT	204.8
Students At or Above District Grade-Level Mean RIT	91
Grade-Level Mean RIT	206.1
Students At or Above Grade-Level Mean RIT	85

Overall Performance	Lo %ile < 21		LoAvg %ile 21-40		Avg %ile 41-60		HiAvg %ile 61-80		Hi %ile > 80		Mean RIT Score (+/- Smp Err)	Std Dev
	count	%	count	%	count	%	count	%	count	%		
Math: Math K-12	16	13%	16	13%	16	13%	38	30%	39	31%	209-210-211	14.6

### Explanatory Notes

<sup>1</sup>User norms are based on the group of students who have taken the test in the selected subject and course. These results are not comparable to results based on nationally representative norms.

Tests shown in gray are excluded from summary statistics. Either the test occurred outside the testing window for a term, had an invalid score, or was a repeat test for a student within a term.

Test Invalidation Reasons: \*\*\*1 The test duration was too short to provide a valid result. \*\*\*2 The overall RIT score for this test is above the valid range. \*\*\*3 The overall RIT score for this test is below the valid range.

\*\*\*4 The standard error for this test is below acceptable limits. \*\*\*5 The standard error for this test is above acceptable limits. \*\*\*6 The test has been identified as invalid. \*\*\*7 High level of rapid guessing has invalidated test.

Due to statistical unreliability, summary data for groups of less than 10 are not shown.

\* This data is not available for reporting. Please refer to help and documentation for more information.

Lexile® is a trademark of MetaMetrics, Inc., and is registered in the United States and abroad.

**Term:** Winter 2022-2023  
**District:** Dickinson ISD  
**School:** Bay Colony Road Elementary School

**Norms Reference Data:** 2020 and User Norms<sup>1</sup>.  
**Weeks of Instruction:** 20 (Winter 2023)  
**Grouping:** None  
**Small Group Display:** No

### Language Arts: Reading

Summary	
Total Number of Students With Valid Growth Scores	121
Mean RIT Score	201.4
Standard Deviation	15.1
District Grade-Level Mean RIT	200.2
Students At or Above District Grade-Level Mean RIT	65
Grade-Level Mean RIT	202.5
Students At or Above Grade-Level Mean RIT	56

Overall Performance	Lo %ile < 21		LoAvg %ile 21-40		Avg %ile 41-60		HiAvg %ile 61-80		Hi %ile > 80		Mean RIT Score (+/- Smp Err)	Std Dev
	count	%	count	%	count	%	count	%	count	%		
Language Arts: Reading	25	21%	21	17%	30	25%	24	20%	21	17%	200-201-203	15.1

### Explanatory Notes

<sup>1</sup>User norms are based on the group of students who have taken the test in the selected subject and course. These results are not comparable to results based on nationally representative norms.

Tests shown in gray are excluded from summary statistics. Either the test occurred outside the testing window for a term, had an invalid score, or was a repeat test for a student within a term.

Test Invalidation Reasons: \*\*\*1 The test duration was too short to provide a valid result. \*\*\*2 The overall RIT score for this test is above the valid range. \*\*\*3 The overall RIT score for this test is below the valid range.

\*\*\*4 The standard error for this test is below acceptable limits. \*\*\*5 The standard error for this test is above acceptable limits. \*\*\*6 The test has been identified as invalid. \*\*\*7 High level of rapid guessing has invalidated test.

Due to statistical unreliability, summary data for groups of less than 10 are not shown.

\* This data is not available for reporting. Please refer to help and documentation for more information.

Lexile® is a trademark of MetaMetrics, Inc., and is registered in the United States and abroad.

**Term:** Winter 2022-2023  
**District:** Dickinson ISD  
**School:** Bay Colony Road Elementary School

**Norms Reference Data:** 2020 and User Norms<sup>1</sup>.  
**Weeks of Instruction:** 20 (Winter 2023)  
**Grouping:** None  
**Small Group Display:** No

### Language Arts: Reading (Spanish)

Summary	
Total Number of Students With Valid Growth Scores	4
Mean RIT Score	*
Standard Deviation	*
District Grade-Level Mean RIT	193.1
Students At or Above District Grade-Level Mean RIT	*
Grade-Level Mean RIT	196
Students At or Above Grade-Level Mean RIT	*

Overall Performance	Lo %ile < 21		LoAvg %ile 21-40		Avg %ile 41-60		HiAvg %ile 61-80		Hi %ile > 80		Mean RIT Score (+/- Smp Err)	Std Dev
	count	%	count	%	count	%	count	%	count	%		
Language Arts: Reading (Spanish)	1	25%	0	0%	1	25%	2	50%	0	0%	*	*

### Explanatory Notes

<sup>1</sup>User norms are based on the group of students who have taken the test in the selected subject and course. These results are not comparable to results based on nationally representative norms.

Tests shown in gray are excluded from summary statistics. Either the test occurred outside the testing window for a term, had an invalid score, or was a repeat test for a student within a term.

Test Invalidation Reasons: \*\*\*1 The test duration was too short to provide a valid result. \*\*\*2 The overall RIT score for this test is above the valid range. \*\*\*3 The overall RIT score for this test is below the valid range.

\*\*\*4 The standard error for this test is below acceptable limits. \*\*\*5 The standard error for this test is above acceptable limits. \*\*\*6 The test has been identified as invalid. \*\*\*7 High level of rapid guessing has invalidated test.

Due to statistical unreliability, summary data for groups of less than 10 are not shown.

\* This data is not available for reporting. Please refer to help and documentation for more information.

Lexile® is a trademark of MetaMetrics, Inc., and is registered in the United States and abroad.

**Term:** Winter 2022-2023  
**District:** Dickinson ISD  
**School:** Calder Road Elementary

**Norms Reference Data:** 2020 and User Norms<sup>1</sup>.  
**Weeks of Instruction:** 20 (Winter 2023)  
**Grouping:** None  
**Small Group Display:** No

### Math: Math K-12

Summary	
Total Number of Students With Valid Growth Scores	99
Mean RIT Score	208.9
Standard Deviation	15.5
District Grade-Level Mean RIT	204.8
Students At or Above District Grade-Level Mean RIT	73
Grade-Level Mean RIT	206.1
Students At or Above Grade-Level Mean RIT	69

Overall Performance	Lo %ile < 21		LoAvg %ile 21-40		Avg %ile 41-60		HiAvg %ile 61-80		Hi %ile > 80		Mean RIT Score (+/- Smp Err)	Std Dev
	count	%	count	%	count	%	count	%	count	%		
Math: Math K-12	15	15%	8	8%	19	19%	30	30%	27	27%	207-209-210	15.5

### Explanatory Notes

<sup>1</sup>User norms are based on the group of students who have taken the test in the selected subject and course. These results are not comparable to results based on nationally representative norms.

Tests shown in gray are excluded from summary statistics. Either the test occurred outside the testing window for a term, had an invalid score, or was a repeat test for a student within a term.

Test Invalidation Reasons: \*\*\*1 The test duration was too short to provide a valid result. \*\*\*2 The overall RIT score for this test is above the valid range. \*\*\*3 The overall RIT score for this test is below the valid range.

\*\*\*4 The standard error for this test is below acceptable limits. \*\*\*5 The standard error for this test is above acceptable limits. \*\*\*6 The test has been identified as invalid. \*\*\*7 High level of rapid guessing has invalidated test.

Due to statistical unreliability, summary data for groups of less than 10 are not shown.

\* This data is not available for reporting. Please refer to help and documentation for more information.

Lexile® is a trademark of MetaMetrics, Inc., and is registered in the United States and abroad.

**Term:** Winter 2022-2023  
**District:** Dickinson ISD  
**School:** Calder Road Elementary

**Norms Reference Data:** 2020 and User Norms<sup>1</sup>.  
**Weeks of Instruction:** 20 (Winter 2023)  
**Grouping:** None  
**Small Group Display:** No

### Language Arts: Reading

Summary	
Total Number of Students With Valid Growth Scores	97
Mean RIT Score	202.5
Standard Deviation	16.2
District Grade-Level Mean RIT	200.2
Students At or Above District Grade-Level Mean RIT	57
Grade-Level Mean RIT	202.5
Students At or Above Grade-Level Mean RIT	53

Overall Performance	Lo %ile < 21		LoAvg %ile 21-40		Avg %ile 41-60		HiAvg %ile 61-80		Hi %ile > 80		Mean RIT Score (+/- Smp Err)	Std Dev
	count	%	count	%	count	%	count	%	count	%		
Language Arts: Reading	16	16%	18	19%	25	26%	22	23%	16	16%	201-202-204	16.2

### Explanatory Notes

<sup>1</sup>User norms are based on the group of students who have taken the test in the selected subject and course. These results are not comparable to results based on nationally representative norms.

Tests shown in gray are excluded from summary statistics. Either the test occurred outside the testing window for a term, had an invalid score, or was a repeat test for a student within a term.

Test Invalidation Reasons: \*\*\*1 The test duration was too short to provide a valid result. \*\*\*2 The overall RIT score for this test is above the valid range. \*\*\*3 The overall RIT score for this test is below the valid range.

\*\*\*4 The standard error for this test is below acceptable limits. \*\*\*5 The standard error for this test is above acceptable limits. \*\*\*6 The test has been identified as invalid. \*\*\*7 High level of rapid guessing has invalidated test.

Due to statistical unreliability, summary data for groups of less than 10 are not shown.

\* This data is not available for reporting. Please refer to help and documentation for more information.

Lexile® is a trademark of MetaMetrics, Inc., and is registered in the United States and abroad.

**Term:** Winter 2022-2023  
**District:** Dickinson ISD  
**School:** Calder Road Elementary

**Norms Reference Data:** 2020 and User Norms<sup>1</sup>.  
**Weeks of Instruction:** 20 (Winter 2023)  
**Grouping:** None  
**Small Group Display:** No

### Language Arts: Reading (Spanish)

Summary	
Total Number of Students With Valid Growth Scores	1
Mean RIT Score	*
Standard Deviation	*
District Grade-Level Mean RIT	193.1
Students At or Above District Grade-Level Mean RIT	*
Grade-Level Mean RIT	196
Students At or Above Grade-Level Mean RIT	*

Overall Performance	Lo %ile < 21		LoAvg %ile 21-40		Avg %ile 41-60		HiAvg %ile 61-80		Hi %ile > 80		Mean RIT Score (+/- Smp Err)	Std Dev
	count	%	count	%	count	%	count	%	count	%		
Language Arts: Reading (Spanish)	0	0%	0	0%	1	100%	0	0%	0	0%	*	*

### Explanatory Notes

<sup>1</sup>User norms are based on the group of students who have taken the test in the selected subject and course. These results are not comparable to results based on nationally representative norms.

Tests shown in gray are excluded from summary statistics. Either the test occurred outside the testing window for a term, had an invalid score, or was a repeat test for a student within a term.

Test Invalidation Reasons: **\*\*\*1** The test duration was too short to provide a valid result. **\*\*\*2** The overall RIT score for this test is above the valid range. **\*\*\*3** The overall RIT score for this test is below the valid range.

**\*\*\*4** The standard error for this test is below acceptable limits. **\*\*\*5** The standard error for this test is above acceptable limits. **\*\*\*6** The test has been identified as invalid. **\*\*\*7** High level of rapid guessing has invalidated test.

Due to statistical unreliability, summary data for groups of less than 10 are not shown.

\* This data is not available for reporting. Please refer to help and documentation for more information.

Lexile® is a trademark of MetaMetrics, Inc., and is registered in the United States and abroad.

**Term:** Winter 2022-2023  
**District:** Dickinson ISD  
**School:** Hughes Road Elementary School

**Norms Reference Data:** 2020 and User Norms<sup>1</sup>.  
**Weeks of Instruction:** 20 (Winter 2023)  
**Grouping:** None  
**Small Group Display:** No

### Math: Math K-12

Summary	
Total Number of Students With Valid Growth Scores	149
Mean RIT Score	202.3
Standard Deviation	15
District Grade-Level Mean RIT	204.8
Students At or Above District Grade-Level Mean RIT	73
Grade-Level Mean RIT	206.1
Students At or Above Grade-Level Mean RIT	61

Overall Performance	Lo %ile < 21		LoAvg %ile 21-40		Avg %ile 41-60		HiAvg %ile 61-80		Hi %ile > 80		Mean RIT Score (+/- Smp Err)	Std Dev
	count	%	count	%	count	%	count	%	count	%		
Math: Math K-12	40	27%	30	20%	33	22%	27	18%	19	13%	201-202-204	15

### Explanatory Notes

<sup>1</sup>User norms are based on the group of students who have taken the test in the selected subject and course. These results are not comparable to results based on nationally representative norms.

Tests shown in gray are excluded from summary statistics. Either the test occurred outside the testing window for a term, had an invalid score, or was a repeat test for a student within a term.

Test Invalidation Reasons: \*\*\*1 The test duration was too short to provide a valid result. \*\*\*2 The overall RIT score for this test is above the valid range. \*\*\*3 The overall RIT score for this test is below the valid range.

\*\*\*4 The standard error for this test is below acceptable limits. \*\*\*5 The standard error for this test is above acceptable limits. \*\*\*6 The test has been identified as invalid. \*\*\*7 High level of rapid guessing has invalidated test.

Due to statistical unreliability, summary data for groups of less than 10 are not shown.

\* This data is not available for reporting. Please refer to help and documentation for more information.

Lexile® is a trademark of MetaMetrics, Inc., and is registered in the United States and abroad.

**Term:** Winter 2022-2023  
**District:** Dickinson ISD  
**School:** Hughes Road Elementary School

**Norms Reference Data:** 2020 and User Norms<sup>1</sup>.  
**Weeks of Instruction:** 20 (Winter 2023)  
**Grouping:** None  
**Small Group Display:** No

### Language Arts: Reading

Summary	
Total Number of Students With Valid Growth Scores	154
Mean RIT Score	200.7
Standard Deviation	15.2
District Grade-Level Mean RIT	200.2
Students At or Above District Grade-Level Mean RIT	80
Grade-Level Mean RIT	202.5
Students At or Above Grade-Level Mean RIT	69

Overall Performance	Lo %ile < 21		LoAvg %ile 21-40		Avg %ile 41-60		HiAvg %ile 61-80		Hi %ile > 80		Mean RIT Score (+/- Smp Err)	Std Dev
	count	%	count	%	count	%	count	%	count	%		
Language Arts: Reading	31	20%	32	21%	36	23%	33	21%	22	14%	200-201-202	15.2

### Explanatory Notes

<sup>1</sup>User norms are based on the group of students who have taken the test in the selected subject and course. These results are not comparable to results based on nationally representative norms.

Tests shown in gray are excluded from summary statistics. Either the test occurred outside the testing window for a term, had an invalid score, or was a repeat test for a student within a term.

Test Invalidation Reasons: \*\*\*1 The test duration was too short to provide a valid result. \*\*\*2 The overall RIT score for this test is above the valid range. \*\*\*3 The overall RIT score for this test is below the valid range.

\*\*\*4 The standard error for this test is below acceptable limits. \*\*\*5 The standard error for this test is above acceptable limits. \*\*\*6 The test has been identified as invalid. \*\*\*7 High level of rapid guessing has invalidated test.

Due to statistical unreliability, summary data for groups of less than 10 are not shown.

\* This data is not available for reporting. Please refer to help and documentation for more information.

Lexile® is a trademark of MetaMetrics, Inc., and is registered in the United States and abroad.

**Term:** Winter 2022-2023  
**District:** Dickinson ISD  
**School:** KE Little Elementary School

**Norms Reference Data:** 2020 and User Norms<sup>1</sup>.  
**Weeks of Instruction:** 20 (Winter 2023)  
**Grouping:** None  
**Small Group Display:** No

### Math: Math K-12

Summary	
Total Number of Students With Valid Growth Scores	112
Mean RIT Score	201.6
Standard Deviation	18
District Grade-Level Mean RIT	204.8
Students At or Above District Grade-Level Mean RIT	55
Grade-Level Mean RIT	206.1
Students At or Above Grade-Level Mean RIT	52

Overall Performance	Lo %ile < 21		LoAvg %ile 21-40		Avg %ile 41-60		HiAvg %ile 61-80		Hi %ile > 80		Mean RIT Score (+/- Smp Err)	Std Dev
	count	%	count	%	count	%	count	%	count	%		
Math: Math K-12	33	29%	18	16%	22	20%	20	18%	19	17%	200-202-203	18

### Explanatory Notes

<sup>1</sup>User norms are based on the group of students who have taken the test in the selected subject and course. These results are not comparable to results based on nationally representative norms.

Tests shown in gray are excluded from summary statistics. Either the test occurred outside the testing window for a term, had an invalid score, or was a repeat test for a student within a term.

Test Invalidation Reasons: \*\*\*1 The test duration was too short to provide a valid result. \*\*\*2 The overall RIT score for this test is above the valid range. \*\*\*3 The overall RIT score for this test is below the valid range.

\*\*\*4 The standard error for this test is below acceptable limits. \*\*\*5 The standard error for this test is above acceptable limits. \*\*\*6 The test has been identified as invalid. \*\*\*7 High level of rapid guessing has invalidated test.

Due to statistical unreliability, summary data for groups of less than 10 are not shown.

\* This data is not available for reporting. Please refer to help and documentation for more information.

Lexile® is a trademark of MetaMetrics, Inc., and is registered in the United States and abroad.

**Term:** Winter 2022-2023  
**District:** Dickinson ISD  
**School:** KE Little Elementary School

**Norms Reference Data:** 2020 and User Norms<sup>1</sup>.  
**Weeks of Instruction:** 20 (Winter 2023)  
**Grouping:** None  
**Small Group Display:** No

### Language Arts: Reading

Summary	
Total Number of Students With Valid Growth Scores	104
Mean RIT Score	198.9
Standard Deviation	14.8
District Grade-Level Mean RIT	200.2
Students At or Above District Grade-Level Mean RIT	53
Grade-Level Mean RIT	202.5
Students At or Above Grade-Level Mean RIT	49

Overall Performance	Lo %ile < 21		LoAvg %ile 21-40		Avg %ile 41-60		HiAvg %ile 61-80		Hi %ile > 80		Mean RIT Score (+/- Smp Err)	Std Dev
	count	%	count	%	count	%	count	%	count	%		
Language Arts: Reading	31	30%	13	13%	26	25%	23	22%	11	11%	197-199-200	14.8

### Explanatory Notes

<sup>1</sup>User norms are based on the group of students who have taken the test in the selected subject and course. These results are not comparable to results based on nationally representative norms.

Tests shown in gray are excluded from summary statistics. Either the test occurred outside the testing window for a term, had an invalid score, or was a repeat test for a student within a term.

Test Invalidation Reasons: \*\*\*1 The test duration was too short to provide a valid result. \*\*\*2 The overall RIT score for this test is above the valid range. \*\*\*3 The overall RIT score for this test is below the valid range.

\*\*\*4 The standard error for this test is below acceptable limits. \*\*\*5 The standard error for this test is above acceptable limits. \*\*\*6 The test has been identified as invalid. \*\*\*7 High level of rapid guessing has invalidated test.

Due to statistical unreliability, summary data for groups of less than 10 are not shown.

\* This data is not available for reporting. Please refer to help and documentation for more information.

Lexile® is a trademark of MetaMetrics, Inc., and is registered in the United States and abroad.

### Language Arts: Reading (Spanish)

Summary	
Total Number of Students With Valid Growth Scores	8
Mean RIT Score	*
Standard Deviation	*
District Grade-Level Mean RIT	193.1
Students At or Above District Grade-Level Mean RIT	*
Grade-Level Mean RIT	196
Students At or Above Grade-Level Mean RIT	*

Overall Performance	Lo %ile < 21		LoAvg %ile 21-40		Avg %ile 41-60		HiAvg %ile 61-80		Hi %ile > 80		Mean RIT Score (+/- Smp Err)	Std Dev
	count	%	count	%	count	%	count	%	count	%		
Language Arts: Reading (Spanish)	2	25%	2	25%	0	0%	3	38%	1	13%	*	*

### Explanatory Notes

<sup>1</sup>User norms are based on the group of students who have taken the test in the selected subject and course. These results are not comparable to results based on nationally representative norms.

Tests shown in gray are excluded from summary statistics. Either the test occurred outside the testing window for a term, had an invalid score, or was a repeat test for a student within a term.

Test Invalidation Reasons: \*\*\*1 The test duration was too short to provide a valid result. \*\*\*2 The overall RIT score for this test is above the valid range. \*\*\*3 The overall RIT score for this test is below the valid range.

\*\*\*4 The standard error for this test is below acceptable limits. \*\*\*5 The standard error for this test is above acceptable limits. \*\*\*6 The test has been identified as invalid. \*\*\*7 High level of rapid guessing has invalidated test.

Due to statistical unreliability, summary data for groups of less than 10 are not shown.

\* This data is not available for reporting. Please refer to help and documentation for more information.

Lexile® is a trademark of MetaMetrics, Inc., and is registered in the United States and abroad.

**Term:** Winter 2022-2023  
**District:** Dickinson ISD  
**School:** Lobit Elementary School

**Norms Reference Data:** 2020 and User Norms<sup>1</sup>.  
**Weeks of Instruction:** 20 (Winter 2023)  
**Grouping:** None  
**Small Group Display:** No

### Math: Math K-12

Summary	
Total Number of Students With Valid Growth Scores	147
Mean RIT Score	208.7
Standard Deviation	12.8
District Grade-Level Mean RIT	204.8
Students At or Above District Grade-Level Mean RIT	103
Grade-Level Mean RIT	206.1
Students At or Above Grade-Level Mean RIT	95

Overall Performance	Lo %ile < 21		LoAvg %ile 21-40		Avg %ile 41-60		HiAvg %ile 61-80		Hi %ile > 80		Mean RIT Score (+/- Smp Err)	Std Dev
	count	%	count	%	count	%	count	%	count	%		
Math: Math K-12	20	14%	16	11%	35	24%	49	33%	27	18%	208-209-210	12.8

### Explanatory Notes

<sup>1</sup>User norms are based on the group of students who have taken the test in the selected subject and course. These results are not comparable to results based on nationally representative norms.

Tests shown in gray are excluded from summary statistics. Either the test occurred outside the testing window for a term, had an invalid score, or was a repeat test for a student within a term.

Test Invalidation Reasons: \*\*\*1 The test duration was too short to provide a valid result. \*\*\*2 The overall RIT score for this test is above the valid range. \*\*\*3 The overall RIT score for this test is below the valid range.

\*\*\*4 The standard error for this test is below acceptable limits. \*\*\*5 The standard error for this test is above acceptable limits. \*\*\*6 The test has been identified as invalid. \*\*\*7 High level of rapid guessing has invalidated test.

Due to statistical unreliability, summary data for groups of less than 10 are not shown.

\* This data is not available for reporting. Please refer to help and documentation for more information.

Lexile® is a trademark of MetaMetrics, Inc., and is registered in the United States and abroad.

**Term:** Winter 2022-2023  
**District:** Dickinson ISD  
**School:** Lobit Elementary School

**Norms Reference Data:** 2020 and User Norms<sup>1</sup>.  
**Weeks of Instruction:** 20 (Winter 2023)  
**Grouping:** None  
**Small Group Display:** No

### Language Arts: Reading

Summary	
Total Number of Students With Valid Growth Scores	149
Mean RIT Score	202.7
Standard Deviation	15.1
District Grade-Level Mean RIT	200.2
Students At or Above District Grade-Level Mean RIT	97
Grade-Level Mean RIT	202.5
Students At or Above Grade-Level Mean RIT	90

Overall Performance	Lo %ile < 21		LoAvg %ile 21-40		Avg %ile 41-60		HiAvg %ile 61-80		Hi %ile > 80		Mean RIT Score (+/- Smp Err)	Std Dev
	count	%	count	%	count	%	count	%	count	%		
Language Arts: Reading	27	18%	19	13%	35	23%	42	28%	26	17%	201-203-204	15.1

### Explanatory Notes

<sup>1</sup>User norms are based on the group of students who have taken the test in the selected subject and course. These results are not comparable to results based on nationally representative norms.

Tests shown in gray are excluded from summary statistics. Either the test occurred outside the testing window for a term, had an invalid score, or was a repeat test for a student within a term.

Test Invalidation Reasons: \*\*\*1 The test duration was too short to provide a valid result. \*\*\*2 The overall RIT score for this test is above the valid range. \*\*\*3 The overall RIT score for this test is below the valid range.

\*\*\*4 The standard error for this test is below acceptable limits. \*\*\*5 The standard error for this test is above acceptable limits. \*\*\*6 The test has been identified as invalid. \*\*\*7 High level of rapid guessing has invalidated test.

Due to statistical unreliability, summary data for groups of less than 10 are not shown.

\* This data is not available for reporting. Please refer to help and documentation for more information.

Lexile® is a trademark of MetaMetrics, Inc., and is registered in the United States and abroad.



# Grade Report

Grade 4

**Term:** Winter 2022-2023  
**District:** Dickinson ISD  
**School:** San Leon Elementary School

**Norms Reference Data:** 2020 and User Norms<sup>1</sup>.  
**Weeks of Instruction:** 20 (Winter 2023)  
**Grouping:** None  
**Small Group Display:** No

## Math: Math K-12

Summary	
Total Number of Students With Valid Growth Scores	124
Mean RIT Score	200.6
Standard Deviation	15.9
District Grade-Level Mean RIT	204.8
Students At or Above District Grade-Level Mean RIT	56
Grade-Level Mean RIT	206.1
Students At or Above Grade-Level Mean RIT	49

Overall Performance	Lo %ile < 21		LoAvg %ile 21-40		Avg %ile 41-60		HiAvg %ile 61-80		Hi %ile > 80		Mean RIT Score (+/- Smp Err)	Std Dev
	count	%	count	%	count	%	count	%	count	%		
Math: Math K-12	39	31%	24	19%	20	16%	27	22%	14	11%	199-201-202	15.9

### Explanatory Notes

<sup>1</sup>User norms are based on the group of students who have taken the test in the selected subject and course. These results are not comparable to results based on nationally representative norms.

Tests shown in gray are excluded from summary statistics. Either the test occurred outside the testing window for a term, had an invalid score, or was a repeat test for a student within a term.

Test Invalidation Reasons: \*\*\*1 The test duration was too short to provide a valid result. \*\*\*2 The overall RIT score for this test is above the valid range. \*\*\*3 The overall RIT score for this test is below the valid range.

\*\*\*4 The standard error for this test is below acceptable limits. \*\*\*5 The standard error for this test is above acceptable limits. \*\*\*6 The test has been identified as invalid. \*\*\*7 High level of rapid guessing has invalidated test.

Due to statistical unreliability, summary data for groups of less than 10 are not shown.

\* This data is not available for reporting. Please refer to help and documentation for more information.

Lexile® is a trademark of MetaMetrics, Inc., and is registered in the United States and abroad.

**Term:** Winter 2022-2023  
**District:** Dickinson ISD  
**School:** San Leon Elementary School

**Norms Reference Data:** 2020 and User Norms<sup>1</sup>.  
**Weeks of Instruction:** 20 (Winter 2023)  
**Grouping:** None  
**Small Group Display:** No

### Language Arts: Reading

Summary	
Total Number of Students With Valid Growth Scores	107
Mean RIT Score	196.3
Standard Deviation	17.6
District Grade-Level Mean RIT	200.2
Students At or Above District Grade-Level Mean RIT	55
Grade-Level Mean RIT	202.5
Students At or Above Grade-Level Mean RIT	47

Overall Performance	Lo %ile < 21		LoAvg %ile 21-40		Avg %ile 41-60		HiAvg %ile 61-80		Hi %ile > 80		Mean RIT Score (+/- Smp Err)	Std Dev
	count	%	count	%	count	%	count	%	count	%		
Language Arts: Reading	35	33%	15	14%	23	21%	24	22%	10	9%	195-196-198	17.6

### Explanatory Notes

<sup>1</sup>User norms are based on the group of students who have taken the test in the selected subject and course. These results are not comparable to results based on nationally representative norms.

Tests shown in gray are excluded from summary statistics. Either the test occurred outside the testing window for a term, had an invalid score, or was a repeat test for a student within a term.

Test Invalidation Reasons: <sup>\*\*\*1</sup> The test duration was too short to provide a valid result. <sup>\*\*\*2</sup> The overall RIT score for this test is above the valid range. <sup>\*\*\*3</sup> The overall RIT score for this test is below the valid range.

<sup>\*\*\*4</sup> The standard error for this test is below acceptable limits. <sup>\*\*\*5</sup> The standard error for this test is above acceptable limits. <sup>\*\*\*6</sup> The test has been identified as invalid. <sup>\*\*\*7</sup> High level of rapid guessing has invalidated test.

Due to statistical unreliability, summary data for groups of less than 10 are not shown.

\* This data is not available for reporting. Please refer to help and documentation for more information.

Lexile® is a trademark of MetaMetrics, Inc., and is registered in the United States and abroad.

**Term:** Winter 2022-2023  
**District:** Dickinson ISD  
**School:** San Leon Elementary School

**Norms Reference Data:** 2020 and User Norms<sup>1</sup>.  
**Weeks of Instruction:** 20 (Winter 2023)  
**Grouping:** None  
**Small Group Display:** No

### Language Arts: Reading (Spanish)

Summary	
Total Number of Students With Valid Growth Scores	17
Mean RIT Score	197.6
Standard Deviation	14.1
District Grade-Level Mean RIT	193.1
Students At or Above District Grade-Level Mean RIT	12
Grade-Level Mean RIT	196
Students At or Above Grade-Level Mean RIT	10

Overall Performance	Lo %ile < 21		LoAvg %ile 21-40		Avg %ile 41-60		HiAvg %ile 61-80		Hi %ile > 80		Mean RIT Score (+/- Smp Err)	Std Dev
	count	%	count	%	count	%	count	%	count	%		
Language Arts: Reading (Spanish)	3	18%	2	12%	3	18%	4	24%	5	29%	194-198-201	14.1

### Explanatory Notes

<sup>1</sup>User norms are based on the group of students who have taken the test in the selected subject and course. These results are not comparable to results based on nationally representative norms.

Tests shown in gray are excluded from summary statistics. Either the test occurred outside the testing window for a term, had an invalid score, or was a repeat test for a student within a term.

Test Invalidation Reasons: \*\*\*1 The test duration was too short to provide a valid result. \*\*\*2 The overall RIT score for this test is above the valid range. \*\*\*3 The overall RIT score for this test is below the valid range.

\*\*\*4 The standard error for this test is below acceptable limits. \*\*\*5 The standard error for this test is above acceptable limits. \*\*\*6 The test has been identified as invalid. \*\*\*7 High level of rapid guessing has invalidated test.

Due to statistical unreliability, summary data for groups of less than 10 are not shown.

\* This data is not available for reporting. Please refer to help and documentation for more information.

Lexile® is a trademark of MetaMetrics, Inc., and is registered in the United States and abroad.

**Term:** Winter 2022-2023  
**District:** Dickinson ISD  
**School:** Silbernagel Elementary School

**Norms Reference Data:** 2020 and User Norms<sup>1</sup>.  
**Weeks of Instruction:** 20 (Winter 2023)  
**Grouping:** None  
**Small Group Display:** No

### Math: Math K-12

Summary	
Total Number of Students With Valid Growth Scores	117
Mean RIT Score	202.1
Standard Deviation	13.3
District Grade-Level Mean RIT	204.8
Students At or Above District Grade-Level Mean RIT	56
Grade-Level Mean RIT	206.1
Students At or Above Grade-Level Mean RIT	51

Overall Performance	Lo %ile < 21		LoAvg %ile 21-40		Avg %ile 41-60		HiAvg %ile 61-80		Hi %ile > 80		Mean RIT Score (+/- Smp Err)	Std Dev
	count	%	count	%	count	%	count	%	count	%		
Math: Math K-12	33	28%	17	15%	33	28%	21	18%	13	11%	201-202-203	13.3

### Explanatory Notes

<sup>1</sup>User norms are based on the group of students who have taken the test in the selected subject and course. These results are not comparable to results based on nationally representative norms.

Tests shown in gray are excluded from summary statistics. Either the test occurred outside the testing window for a term, had an invalid score, or was a repeat test for a student within a term.

Test Invalidation Reasons: **\*\*\*1** The test duration was too short to provide a valid result. **\*\*\*2** The overall RIT score for this test is above the valid range. **\*\*\*3** The overall RIT score for this test is below the valid range.

**\*\*\*4** The standard error for this test is below acceptable limits. **\*\*\*5** The standard error for this test is above acceptable limits. **\*\*\*6** The test has been identified as invalid. **\*\*\*7** High level of rapid guessing has invalidated test.

Due to statistical unreliability, summary data for groups of less than 10 are not shown.

\* This data is not available for reporting. Please refer to help and documentation for more information.

Lexile® is a trademark of MetaMetrics, Inc., and is registered in the United States and abroad.

**Term:** Winter 2022-2023  
**District:** Dickinson ISD  
**School:** Silbernagel Elementary School

**Norms Reference Data:** 2020 and User Norms<sup>1</sup>.  
**Weeks of Instruction:** 20 (Winter 2023)  
**Grouping:** None  
**Small Group Display:** No

### Language Arts: Reading

Summary	
Total Number of Students With Valid Growth Scores	102
Mean RIT Score	198.1
Standard Deviation	14.8
District Grade-Level Mean RIT	200.2
Students At or Above District Grade-Level Mean RIT	50
Grade-Level Mean RIT	202.5
Students At or Above Grade-Level Mean RIT	43

Overall Performance	Lo %ile < 21		LoAvg %ile 21-40		Avg %ile 41-60		HiAvg %ile 61-80		Hi %ile > 80		Mean RIT Score (+/- Smp Err)	Std Dev
	count	%	count	%	count	%	count	%	count	%		
Language Arts: Reading	26	25%	20	20%	23	23%	23	23%	10	10%	197-198-200	14.8

### Explanatory Notes

<sup>1</sup>User norms are based on the group of students who have taken the test in the selected subject and course. These results are not comparable to results based on nationally representative norms.

Tests shown in gray are excluded from summary statistics. Either the test occurred outside the testing window for a term, had an invalid score, or was a repeat test for a student within a term.

Test Invalidation Reasons: \*\*\*1 The test duration was too short to provide a valid result. \*\*\*2 The overall RIT score for this test is above the valid range. \*\*\*3 The overall RIT score for this test is below the valid range.

\*\*\*4 The standard error for this test is below acceptable limits. \*\*\*5 The standard error for this test is above acceptable limits. \*\*\*6 The test has been identified as invalid. \*\*\*7 High level of rapid guessing has invalidated test.

Due to statistical unreliability, summary data for groups of less than 10 are not shown.

\* This data is not available for reporting. Please refer to help and documentation for more information.

Lexile® is a trademark of MetaMetrics, Inc., and is registered in the United States and abroad.

**Term:** Winter 2022-2023  
**District:** Dickinson ISD  
**School:** Silbernagel Elementary School

**Norms Reference Data:** 2020 and User Norms<sup>1</sup>.  
**Weeks of Instruction:** 20 (Winter 2023)  
**Grouping:** None  
**Small Group Display:** No

### Language Arts: Reading (Spanish)

Summary	
Total Number of Students With Valid Growth Scores	18
Mean RIT Score	188.7
Standard Deviation	9
District Grade-Level Mean RIT	193.1
Students At or Above District Grade-Level Mean RIT	5
Grade-Level Mean RIT	196
Students At or Above Grade-Level Mean RIT	4

Overall Performance	Lo %ile < 21		LoAvg %ile 21-40		Avg %ile 41-60		HiAvg %ile 61-80		Hi %ile > 80		Mean RIT Score (+/- Smp Err)	Std Dev
	count	%	count	%	count	%	count	%	count	%		
Language Arts: Reading (Spanish)	8	44%	4	22%	3	17%	3	17%	0	0%	186-189-191	9

### Explanatory Notes

<sup>1</sup>User norms are based on the group of students who have taken the test in the selected subject and course. These results are not comparable to results based on nationally representative norms.

Tests shown in gray are excluded from summary statistics. Either the test occurred outside the testing window for a term, had an invalid score, or was a repeat test for a student within a term.

Test Invalidation Reasons: \*\*\*1 The test duration was too short to provide a valid result. \*\*\*2 The overall RIT score for this test is above the valid range. \*\*\*3 The overall RIT score for this test is below the valid range.

\*\*\*4 The standard error for this test is below acceptable limits. \*\*\*5 The standard error for this test is above acceptable limits. \*\*\*6 The test has been identified as invalid. \*\*\*7 High level of rapid guessing has invalidated test.

Due to statistical unreliability, summary data for groups of less than 10 are not shown.

\* This data is not available for reporting. Please refer to help and documentation for more information.

Lexile® is a trademark of MetaMetrics, Inc., and is registered in the United States and abroad.



# Grade Report

Grade 5

**Term:** Winter 2022-2023  
**District:** Dickinson ISD  
**School:** Barber Middle School

**Norms Reference Data:** 2020 and User Norms<sup>1</sup>.  
**Weeks of Instruction:** 20 (Winter 2023)  
**Grouping:** None  
**Small Group Display:** No

## Math: Math K-12

Summary	
Total Number of Students With Valid Growth Scores	282
Mean RIT Score	208.4
Standard Deviation	14.9
District Grade-Level Mean RIT	210.2
Students At or Above District Grade-Level Mean RIT	143
Grade-Level Mean RIT	214.7
Students At or Above Grade-Level Mean RIT	104

Overall Performance	Lo %ile < 21		LoAvg %ile 21-40		Avg %ile 41-60		HiAvg %ile 61-80		Hi %ile > 80		Mean RIT Score (+/- Smp Err)	Std Dev
	count	%	count	%	count	%	count	%	count	%		
Math: Math K-12	86	30%	53	19%	65	23%	58	21%	20	7%	208-208-209	14.9

### Explanatory Notes

<sup>1</sup>User norms are based on the group of students who have taken the test in the selected subject and course. These results are not comparable to results based on nationally representative norms.

Tests shown in gray are excluded from summary statistics. Either the test occurred outside the testing window for a term, had an invalid score, or was a repeat test for a student within a term.

Test Invalidation Reasons: \*\*\*1 The test duration was too short to provide a valid result. \*\*\*2 The overall RIT score for this test is above the valid range. \*\*\*3 The overall RIT score for this test is below the valid range.

\*\*\*4 The standard error for this test is below acceptable limits. \*\*\*5 The standard error for this test is above acceptable limits. \*\*\*6 The test has been identified as invalid. \*\*\*7 High level of rapid guessing has invalidated test.

Due to statistical unreliability, summary data for groups of less than 10 are not shown.

\* This data is not available for reporting. Please refer to help and documentation for more information.

Lexile® is a trademark of MetaMetrics, Inc., and is registered in the United States and abroad.

**Term:** Winter 2022-2023  
**District:** Dickinson ISD  
**School:** Barber Middle School

**Norms Reference Data:** 2020 and User Norms<sup>1</sup>.  
**Weeks of Instruction:** 20 (Winter 2023)  
**Grouping:** None  
**Small Group Display:** No

### Language Arts: Reading

Summary	
Total Number of Students With Valid Growth Scores	278
Mean RIT Score	204.8
Standard Deviation	14.3
District Grade-Level Mean RIT	205.4
Students At or Above District Grade-Level Mean RIT	145
Grade-Level Mean RIT	209.1
Students At or Above Grade-Level Mean RIT	109

Overall Performance	Lo %ile < 21		LoAvg %ile 21-40		Avg %ile 41-60		HiAvg %ile 61-80		Hi %ile > 80		Mean RIT Score (+/- Smp Err)	Std Dev
	count	%	count	%	count	%	count	%	count	%		
Language Arts: Reading	72	26%	61	22%	55	20%	68	24%	22	8%	204-205-206	14.3

### Explanatory Notes

<sup>1</sup>User norms are based on the group of students who have taken the test in the selected subject and course. These results are not comparable to results based on nationally representative norms.

Tests shown in gray are excluded from summary statistics. Either the test occurred outside the testing window for a term, had an invalid score, or was a repeat test for a student within a term.

Test Invalidation Reasons: \*\*\*1 The test duration was too short to provide a valid result. \*\*\*2 The overall RIT score for this test is above the valid range. \*\*\*3 The overall RIT score for this test is below the valid range.

\*\*\*4 The standard error for this test is below acceptable limits. \*\*\*5 The standard error for this test is above acceptable limits. \*\*\*6 The test has been identified as invalid. \*\*\*7 High level of rapid guessing has invalidated test.

Due to statistical unreliability, summary data for groups of less than 10 are not shown.

\* This data is not available for reporting. Please refer to help and documentation for more information.

Lexile® is a trademark of MetaMetrics, Inc., and is registered in the United States and abroad.

**Term:** Winter 2022-2023  
**District:** Dickinson ISD  
**School:** Barber Middle School

**Norms Reference Data:** 2020 and User Norms<sup>1</sup>.  
**Weeks of Instruction:** 20 (Winter 2023)  
**Grouping:** None  
**Small Group Display:** No

### Language Arts: Reading (Spanish)

Summary	
Total Number of Students With Valid Growth Scores	1
Mean RIT Score	*
Standard Deviation	*
District Grade-Level Mean RIT	193
Students At or Above District Grade-Level Mean RIT	*
Grade-Level Mean RIT	201.9
Students At or Above Grade-Level Mean RIT	*

Overall Performance	Lo %ile < 21		LoAvg %ile 21-40		Avg %ile 41-60		HiAvg %ile 61-80		Hi %ile > 80		Mean RIT Score (+/- Smp Err)	Std Dev
	count	%	count	%	count	%	count	%	count	%		
Language Arts: Reading (Spanish)	0	0%	1	100%	0	0%	0	0%	0	0%	*	*

### Explanatory Notes

<sup>1</sup>User norms are based on the group of students who have taken the test in the selected subject and course. These results are not comparable to results based on nationally representative norms.

Tests shown in gray are excluded from summary statistics. Either the test occurred outside the testing window for a term, had an invalid score, or was a repeat test for a student within a term.

Test Invalidation Reasons: \*\*\*1 The test duration was too short to provide a valid result. \*\*\*2 The overall RIT score for this test is above the valid range. \*\*\*3 The overall RIT score for this test is below the valid range.

\*\*\*4 The standard error for this test is below acceptable limits. \*\*\*5 The standard error for this test is above acceptable limits. \*\*\*6 The test has been identified as invalid. \*\*\*7 High level of rapid guessing has invalidated test.

Due to statistical unreliability, summary data for groups of less than 10 are not shown.

\* This data is not available for reporting. Please refer to help and documentation for more information.

Lexile® is a trademark of MetaMetrics, Inc., and is registered in the United States and abroad.

**Term:** Winter 2022-2023  
**District:** Dickinson ISD  
**School:** Dunbar Middle School

**Norms Reference Data:** 2020 and User Norms<sup>1</sup>.  
**Weeks of Instruction:** 20 (Winter 2023)  
**Grouping:** None  
**Small Group Display:** No

### Math: Math K-12

Summary	
Total Number of Students With Valid Growth Scores	311
Mean RIT Score	210.8
Standard Deviation	15.4
District Grade-Level Mean RIT	210.2
Students At or Above District Grade-Level Mean RIT	172
Grade-Level Mean RIT	214.7
Students At or Above Grade-Level Mean RIT	133

Overall Performance	Lo %ile < 21		LoAvg %ile 21-40		Avg %ile 41-60		HiAvg %ile 61-80		Hi %ile > 80		Mean RIT Score (+/- Smp Err)	Std Dev
	count	%	count	%	count	%	count	%	count	%		
Math: Math K-12	68	22%	71	23%	67	22%	74	24%	31	10%	210-211-212	15.4

### Explanatory Notes

<sup>1</sup>User norms are based on the group of students who have taken the test in the selected subject and course. These results are not comparable to results based on nationally representative norms.

Tests shown in gray are excluded from summary statistics. Either the test occurred outside the testing window for a term, had an invalid score, or was a repeat test for a student within a term.

Test Invalidation Reasons: \*\*\*1 The test duration was too short to provide a valid result. \*\*\*2 The overall RIT score for this test is above the valid range. \*\*\*3 The overall RIT score for this test is below the valid range.

\*\*\*4 The standard error for this test is below acceptable limits. \*\*\*5 The standard error for this test is above acceptable limits. \*\*\*6 The test has been identified as invalid. \*\*\*7 High level of rapid guessing has invalidated test.

Due to statistical unreliability, summary data for groups of less than 10 are not shown.

\* This data is not available for reporting. Please refer to help and documentation for more information.

Lexile® is a trademark of MetaMetrics, Inc., and is registered in the United States and abroad.

**Term:** Winter 2022-2023  
**District:** Dickinson ISD  
**School:** Dunbar Middle School

**Norms Reference Data:** 2020 and User Norms<sup>1</sup>.  
**Weeks of Instruction:** 20 (Winter 2023)  
**Grouping:** None  
**Small Group Display:** No

### Language Arts: Reading

Summary	
Total Number of Students With Valid Growth Scores	305
Mean RIT Score	205
Standard Deviation	15.5
District Grade-Level Mean RIT	205.4
Students At or Above District Grade-Level Mean RIT	175
Grade-Level Mean RIT	209.1
Students At or Above Grade-Level Mean RIT	131

Overall Performance	Lo %ile < 21		LoAvg %ile 21-40		Avg %ile 41-60		HiAvg %ile 61-80		Hi %ile > 80		Mean RIT Score (+/- Smp Err)	Std Dev
	count	%	count	%	count	%	count	%	count	%		
Language Arts: Reading	71	23%	59	19%	77	25%	71	23%	27	9%	204-205-206	15.5

### Explanatory Notes

<sup>1</sup>User norms are based on the group of students who have taken the test in the selected subject and course. These results are not comparable to results based on nationally representative norms.

Tests shown in gray are excluded from summary statistics. Either the test occurred outside the testing window for a term, had an invalid score, or was a repeat test for a student within a term.

Test Invalidation Reasons: **\*\*\*1** The test duration was too short to provide a valid result. **\*\*\*2** The overall RIT score for this test is above the valid range. **\*\*\*3** The overall RIT score for this test is below the valid range.

**\*\*\*4** The standard error for this test is below acceptable limits. **\*\*\*5** The standard error for this test is above acceptable limits. **\*\*\*6** The test has been identified as invalid. **\*\*\*7** High level of rapid guessing has invalidated test.

Due to statistical unreliability, summary data for groups of less than 10 are not shown.

\* This data is not available for reporting. Please refer to help and documentation for more information.

Lexile® is a trademark of MetaMetrics, Inc., and is registered in the United States and abroad.

**Term:** Winter 2022-2023  
**District:** Dickinson ISD  
**School:** Lobit Middle School

**Norms Reference Data:** 2020 and User Norms<sup>1</sup>.  
**Weeks of Instruction:** 20 (Winter 2023)  
**Grouping:** None  
**Small Group Display:** No

### Math: Math K-12

Summary	
Total Number of Students With Valid Growth Scores	298
Mean RIT Score	211.4
Standard Deviation	14.2
District Grade-Level Mean RIT	210.2
Students At or Above District Grade-Level Mean RIT	173
Grade-Level Mean RIT	214.7
Students At or Above Grade-Level Mean RIT	142

Overall Performance	Lo %ile < 21		LoAvg %ile 21-40		Avg %ile 41-60		HiAvg %ile 61-80		Hi %ile > 80		Mean RIT Score (+/- Smp Err)	Std Dev
	count	%	count	%	count	%	count	%	count	%		
Math: Math K-12	68	23%	57	19%	71	24%	74	25%	28	9%	211-211-212	14.2

### Explanatory Notes

<sup>1</sup>User norms are based on the group of students who have taken the test in the selected subject and course. These results are not comparable to results based on nationally representative norms.

Tests shown in gray are excluded from summary statistics. Either the test occurred outside the testing window for a term, had an invalid score, or was a repeat test for a student within a term.

Test Invalidation Reasons: \*\*\*1 The test duration was too short to provide a valid result. \*\*\*2 The overall RIT score for this test is above the valid range. \*\*\*3 The overall RIT score for this test is below the valid range.

\*\*\*4 The standard error for this test is below acceptable limits. \*\*\*5 The standard error for this test is above acceptable limits. \*\*\*6 The test has been identified as invalid. \*\*\*7 High level of rapid guessing has invalidated test.

Due to statistical unreliability, summary data for groups of less than 10 are not shown.

\* This data is not available for reporting. Please refer to help and documentation for more information.

Lexile® is a trademark of MetaMetrics, Inc., and is registered in the United States and abroad.

**Term:** Winter 2022-2023  
**District:** Dickinson ISD  
**School:** Lobit Middle School

**Norms Reference Data:** 2020 and User Norms<sup>1</sup>.  
**Weeks of Instruction:** 20 (Winter 2023)  
**Grouping:** None  
**Small Group Display:** No

### Language Arts: Reading

Summary	
Total Number of Students With Valid Growth Scores	293
Mean RIT Score	206.3
Standard Deviation	14.1
District Grade-Level Mean RIT	205.4
Students At or Above District Grade-Level Mean RIT	170
Grade-Level Mean RIT	209.1
Students At or Above Grade-Level Mean RIT	131

Overall Performance	Lo %ile < 21		LoAvg %ile 21-40		Avg %ile 41-60		HiAvg %ile 61-80		Hi %ile > 80		Mean RIT Score (+/- Smp Err)	Std Dev
	count	%	count	%	count	%	count	%	count	%		
Language Arts: Reading	66	23%	57	19%	74	25%	65	22%	31	11%	205-206-207	14.1

### Explanatory Notes

<sup>1</sup>User norms are based on the group of students who have taken the test in the selected subject and course. These results are not comparable to results based on nationally representative norms.

Tests shown in gray are excluded from summary statistics. Either the test occurred outside the testing window for a term, had an invalid score, or was a repeat test for a student within a term.

Test Invalidation Reasons: \*\*\*1 The test duration was too short to provide a valid result. \*\*\*2 The overall RIT score for this test is above the valid range. \*\*\*3 The overall RIT score for this test is below the valid range.

\*\*\*4 The standard error for this test is below acceptable limits. \*\*\*5 The standard error for this test is above acceptable limits. \*\*\*6 The test has been identified as invalid. \*\*\*7 High level of rapid guessing has invalidated test.

Due to statistical unreliability, summary data for groups of less than 10 are not shown.

\* This data is not available for reporting. Please refer to help and documentation for more information.

Lexile® is a trademark of MetaMetrics, Inc., and is registered in the United States and abroad.



# Grade Report

Grade 6

**Term:** Winter 2022-2023  
**District:** Dickinson ISD  
**School:** Barber Middle School

**Norms Reference Data:** 2020 Norms.  
**Weeks of Instruction:** 20 (Winter 2023)  
**Grouping:** None  
**Small Group Display:** No

## Math: Math K-12

Summary	
Total Number of Students With Valid Growth Scores	269
Mean RIT Score	217.4
Standard Deviation	13.7
District Grade-Level Mean RIT	215.4
Students At or Above District Grade-Level Mean RIT	158
Grade-Level Mean RIT	219.6
Students At or Above Grade-Level Mean RIT	130

Overall Performance	Lo %ile < 21		LoAvg %ile 21-40		Avg %ile 41-60		HiAvg %ile 61-80		Hi %ile > 80		Mean RIT Score (+/- Smp Err)	Std Dev
	count	%	count	%	count	%	count	%	count	%		
Math: Math K-12	61	23%	50	19%	68	25%	63	23%	27	10%	217-217-218	13.7

### Explanatory Notes

Tests shown in gray are excluded from summary statistics. Either the test occurred outside the testing window for a term, had an invalid score, or was a repeat test for a student within a term.

Test Invalidation Reasons: \*\*\*1 The test duration was too short to provide a valid result. \*\*\*2 The overall RIT score for this test is above the valid range. \*\*\*3 The overall RIT score for this test is below the valid range.

\*\*\*4 The standard error for this test is below acceptable limits. \*\*\*5 The standard error for this test is above acceptable limits. \*\*\*6 The test has been identified as invalid. \*\*\*7 High level of rapid guessing has invalidated test.

Due to statistical unreliability, summary data for groups of less than 10 are not shown.

\* This data is not available for reporting. Please refer to help and documentation for more information.

Lexile® is a trademark of MetaMetrics, Inc., and is registered in the United States and abroad.

**Term:** Winter 2022-2023  
**District:** Dickinson ISD  
**School:** Barber Middle School

**Norms Reference Data:** 2020 Norms.  
**Weeks of Instruction:** 20 (Winter 2023)  
**Grouping:** None  
**Small Group Display:** No

### Language Arts: Reading

Summary	
Total Number of Students With Valid Growth Scores	271
Mean RIT Score	210.6
Standard Deviation	13.9
District Grade-Level Mean RIT	209.2
Students At or Above District Grade-Level Mean RIT	147
Grade-Level Mean RIT	213.8
Students At or Above Grade-Level Mean RIT	108

Overall Performance	Lo %ile < 21		LoAvg %ile 21-40		Avg %ile 41-60		HiAvg %ile 61-80		Hi %ile > 80		Mean RIT Score (+/- Smp Err)	Std Dev
	count	%	count	%	count	%	count	%	count	%		
Language Arts: Reading	59	22%	65	24%	65	24%	53	20%	29	11%	210-211-211	13.9

### Explanatory Notes

Tests shown in gray are excluded from summary statistics. Either the test occurred outside the testing window for a term, had an invalid score, or was a repeat test for a student within a term.

Test Invalidation Reasons: \*\*\*1 The test duration was too short to provide a valid result. \*\*\*2 The overall RIT score for this test is above the valid range. \*\*\*3 The overall RIT score for this test is below the valid range.

\*\*\*4 The standard error for this test is below acceptable limits. \*\*\*5 The standard error for this test is above acceptable limits. \*\*\*6 The test has been identified as invalid. \*\*\*7 High level of rapid guessing has invalidated test.

Due to statistical unreliability, summary data for groups of less than 10 are not shown.

\* This data is not available for reporting. Please refer to help and documentation for more information.

Lexile® is a trademark of MetaMetrics, Inc., and is registered in the United States and abroad.



# Grade Report

Grade 6

**Term:** Winter 2022-2023  
**District:** Dickinson ISD  
**School:** Dunbar Middle School

**Norms Reference Data:** 2020 Norms.  
**Weeks of Instruction:** 20 (Winter 2023)  
**Grouping:** None  
**Small Group Display:** No

## Math: Math K-12

Summary	
Total Number of Students With Valid Growth Scores	314
Mean RIT Score	213.1
Standard Deviation	15.1
District Grade-Level Mean RIT	215.4
Students At or Above District Grade-Level Mean RIT	143
Grade-Level Mean RIT	219.6
Students At or Above Grade-Level Mean RIT	111

Overall Performance	Lo %ile < 21		LoAvg %ile 21-40		Avg %ile 41-60		HiAvg %ile 61-80		Hi %ile > 80		Mean RIT Score (+/- Smp Err)	Std Dev
	count	%	count	%	count	%	count	%	count	%		
Math: Math K-12	90	29%	81	26%	73	23%	49	16%	21	7%	212-213-214	15.1

### Explanatory Notes

Tests shown in gray are excluded from summary statistics. Either the test occurred outside the testing window for a term, had an invalid score, or was a repeat test for a student within a term.

Test Invalidation Reasons: \*\*\*1 The test duration was too short to provide a valid result. \*\*\*2 The overall RIT score for this test is above the valid range. \*\*\*3 The overall RIT score for this test is below the valid range.

\*\*\*4 The standard error for this test is below acceptable limits. \*\*\*5 The standard error for this test is above acceptable limits. \*\*\*6 The test has been identified as invalid. \*\*\*7 High level of rapid guessing has invalidated test.

Due to statistical unreliability, summary data for groups of less than 10 are not shown.

\* This data is not available for reporting. Please refer to help and documentation for more information.

Lexile® is a trademark of MetaMetrics, Inc., and is registered in the United States and abroad.

**Term:** Winter 2022-2023  
**District:** Dickinson ISD  
**School:** Dunbar Middle School

**Norms Reference Data:** 2020 Norms.  
**Weeks of Instruction:** 20 (Winter 2023)  
**Grouping:** None  
**Small Group Display:** No

### Language Arts: Reading

Summary	
Total Number of Students With Valid Growth Scores	288
Mean RIT Score	206.7
Standard Deviation	16.5
District Grade-Level Mean RIT	209.2
Students At or Above District Grade-Level Mean RIT	143
Grade-Level Mean RIT	213.8
Students At or Above Grade-Level Mean RIT	101

Overall Performance	Lo %ile < 21		LoAvg %ile 21-40		Avg %ile 41-60		HiAvg %ile 61-80		Hi %ile > 80		Mean RIT Score (+/- Smp Err)	Std Dev
	count	%	count	%	count	%	count	%	count	%		
Language Arts: Reading	76	26%	69	24%	81	28%	45	16%	17	6%	206-207-208	16.5

### Explanatory Notes

Tests shown in gray are excluded from summary statistics. Either the test occurred outside the testing window for a term, had an invalid score, or was a repeat test for a student within a term.

Test Invalidation Reasons: \*\*\*1 The test duration was too short to provide a valid result. \*\*\*2 The overall RIT score for this test is above the valid range. \*\*\*3 The overall RIT score for this test is below the valid range.

\*\*\*4 The standard error for this test is below acceptable limits. \*\*\*5 The standard error for this test is above acceptable limits. \*\*\*6 The test has been identified as invalid. \*\*\*7 High level of rapid guessing has invalidated test.

Due to statistical unreliability, summary data for groups of less than 10 are not shown.

\* This data is not available for reporting. Please refer to help and documentation for more information.

Lexile® is a trademark of MetaMetrics, Inc., and is registered in the United States and abroad.



# Grade Report

Grade 6

Term: Winter 2022-2023  
 District: Dickinson ISD  
 School: Lobit Middle School

Norms Reference Data: 2020 Norms.  
 Weeks of Instruction: 20 (Winter 2023)  
 Grouping: None  
 Small Group Display: No

## Math: Math K-12

Summary	
Total Number of Students With Valid Growth Scores	270
Mean RIT Score	216.4
Standard Deviation	13.5
District Grade-Level Mean RIT	215.4
Students At or Above District Grade-Level Mean RIT	156
Grade-Level Mean RIT	219.6
Students At or Above Grade-Level Mean RIT	127

Overall Performance	Lo %ile < 21		LoAvg %ile 21-40		Avg %ile 41-60		HiAvg %ile 61-80		Hi %ile > 80		Mean RIT Score (+/- Smp Err)	Std Dev
	count	%	count	%	count	%	count	%	count	%		
Math: Math K-12	63	23%	51	19%	79	29%	58	21%	19	7%	216-216-217	13.5

### Explanatory Notes

Tests shown in gray are excluded from summary statistics. Either the test occurred outside the testing window for a term, had an invalid score, or was a repeat test for a student within a term.

Test Invalidation Reasons: \*\*\*1 The test duration was too short to provide a valid result. \*\*\*2 The overall RIT score for this test is above the valid range. \*\*\*3 The overall RIT score for this test is below the valid range.

\*\*\*4 The standard error for this test is below acceptable limits. \*\*\*5 The standard error for this test is above acceptable limits. \*\*\*6 The test has been identified as invalid. \*\*\*7 High level of rapid guessing has invalidated test.

Due to statistical unreliability, summary data for groups of less than 10 are not shown.

\* This data is not available for reporting. Please refer to help and documentation for more information.

Lexile® is a trademark of MetaMetrics, Inc., and is registered in the United States and abroad.

**Term:** Winter 2022-2023  
**District:** Dickinson ISD  
**School:** Lobit Middle School

**Norms Reference Data:** 2020 Norms.  
**Weeks of Instruction:** 20 (Winter 2023)  
**Grouping:** None  
**Small Group Display:** No

### Language Arts: Reading

Summary	
Total Number of Students With Valid Growth Scores	258
Mean RIT Score	210.6
Standard Deviation	13.8
District Grade-Level Mean RIT	209.2
Students At or Above District Grade-Level Mean RIT	144
Grade-Level Mean RIT	213.8
Students At or Above Grade-Level Mean RIT	111

Overall Performance	Lo %ile < 21		LoAvg %ile 21-40		Avg %ile 41-60		HiAvg %ile 61-80		Hi %ile > 80		Mean RIT Score (+/- Smp Err)	Std Dev
	count	%	count	%	count	%	count	%	count	%		
Language Arts: Reading	54	21%	60	23%	70	27%	48	19%	26	10%	210-211-211	13.8

### Explanatory Notes

Tests shown in gray are excluded from summary statistics. Either the test occurred outside the testing window for a term, had an invalid score, or was a repeat test for a student within a term.

Test Invalidation Reasons: \*\*\*1 The test duration was too short to provide a valid result. \*\*\*2 The overall RIT score for this test is above the valid range. \*\*\*3 The overall RIT score for this test is below the valid range.

\*\*\*4 The standard error for this test is below acceptable limits. \*\*\*5 The standard error for this test is above acceptable limits. \*\*\*6 The test has been identified as invalid. \*\*\*7 High level of rapid guessing has invalidated test.

Due to statistical unreliability, summary data for groups of less than 10 are not shown.

\* This data is not available for reporting. Please refer to help and documentation for more information.

Lexile® is a trademark of MetaMetrics, Inc., and is registered in the United States and abroad.



# Grade Report

## Grade 7

**Term:** Winter 2022-2023  
**District:** Dickinson ISD  
**School:** Kranz Junior High School

**Norms Reference Data:** 2020 Norms.  
**Weeks of Instruction:** 20 (Winter 2023)  
**Grouping:** None  
**Small Group Display:** No

### Math: Math K-12

Summary	
Total Number of Students With Valid Growth Scores	455
Mean RIT Score	220.4
Standard Deviation	17.2
District Grade-Level Mean RIT	219
Students At or Above District Grade-Level Mean RIT	251
Grade-Level Mean RIT	224
Students At or Above Grade-Level Mean RIT	185

Overall Performance	Lo %ile < 21		LoAvg %ile 21-40		Avg %ile 41-60		HiAvg %ile 61-80		Hi %ile > 80		Mean RIT Score (+/- Smp Err)	Std Dev
	count	%	count	%	count	%	count	%	count	%		
Math: Math K-12	116	25%	97	21%	98	22%	80	18%	64	14%	220-220-221	17.2

### Explanatory Notes

Tests shown in gray are excluded from summary statistics. Either the test occurred outside the testing window for a term, had an invalid score, or was a repeat test for a student within a term.

Test Invalidation Reasons: \*\*\*1 The test duration was too short to provide a valid result. \*\*\*2 The overall RIT score for this test is above the valid range. \*\*\*3 The overall RIT score for this test is below the valid range.

\*\*\*4 The standard error for this test is below acceptable limits. \*\*\*5 The standard error for this test is above acceptable limits. \*\*\*6 The test has been identified as invalid. \*\*\*7 High level of rapid guessing has invalidated test.

Due to statistical unreliability, summary data for groups of less than 10 are not shown.

\* This data is not available for reporting. Please refer to help and documentation for more information.

Lexile® is a trademark of MetaMetrics, Inc., and is registered in the United States and abroad.

**Term:** Winter 2022-2023  
**District:** Dickinson ISD  
**School:** Kranz Junior High School

**Norms Reference Data:** 2020 Norms.  
**Weeks of Instruction:** 20 (Winter 2023)  
**Grouping:** None  
**Small Group Display:** No

### Language Arts: Reading

Summary	
Total Number of Students With Valid Growth Scores	476
Mean RIT Score	215.2
Standard Deviation	15.7
District Grade-Level Mean RIT	212.4
Students At or Above District Grade-Level Mean RIT	290
Grade-Level Mean RIT	217.1
Students At or Above Grade-Level Mean RIT	232

Overall Performance	Lo %ile < 21		LoAvg %ile 21-40		Avg %ile 41-60		HiAvg %ile 61-80		Hi %ile > 80		Mean RIT Score (+/- Smp Err)	Std Dev
	count	%	count	%	count	%	count	%	count	%		
Language Arts: Reading	96	20%	101	21%	97	20%	112	24%	70	15%	215-215-216	15.7

### Explanatory Notes

Tests shown in gray are excluded from summary statistics. Either the test occurred outside the testing window for a term, had an invalid score, or was a repeat test for a student within a term.

Test Invalidation Reasons: \*\*\*1 The test duration was too short to provide a valid result. \*\*\*2 The overall RIT score for this test is above the valid range. \*\*\*3 The overall RIT score for this test is below the valid range.

\*\*\*4 The standard error for this test is below acceptable limits. \*\*\*5 The standard error for this test is above acceptable limits. \*\*\*6 The test has been identified as invalid. \*\*\*7 High level of rapid guessing has invalidated test.

Due to statistical unreliability, summary data for groups of less than 10 are not shown.

\* This data is not available for reporting. Please refer to help and documentation for more information.

Lexile® is a trademark of MetaMetrics, Inc., and is registered in the United States and abroad.

**Term:** Winter 2022-2023  
**District:** Dickinson ISD  
**School:** McAdams Junior High School

**Norms Reference Data:** 2020 Norms.  
**Weeks of Instruction:** 20 (Winter 2023)  
**Grouping:** None  
**Small Group Display:** No

### Math: Math K-12

Summary	
Total Number of Students With Valid Growth Scores	368
Mean RIT Score	217.2
Standard Deviation	14.1
District Grade-Level Mean RIT	219
Students At or Above District Grade-Level Mean RIT	175
Grade-Level Mean RIT	224
Students At or Above Grade-Level Mean RIT	117

Overall Performance	Lo %ile < 21		LoAvg %ile 21-40		Avg %ile 41-60		HiAvg %ile 61-80		Hi %ile > 80		Mean RIT Score (+/- Smp Err)	Std Dev
	count	%	count	%	count	%	count	%	count	%		
Math: Math K-12	102	28%	99	27%	86	23%	64	17%	17	5%	217-217-218	14.1

### Explanatory Notes

Tests shown in gray are excluded from summary statistics. Either the test occurred outside the testing window for a term, had an invalid score, or was a repeat test for a student within a term.

Test Invalidation Reasons: \*\*\*1 The test duration was too short to provide a valid result. \*\*\*2 The overall RIT score for this test is above the valid range. \*\*\*3 The overall RIT score for this test is below the valid range.

\*\*\*4 The standard error for this test is below acceptable limits. \*\*\*5 The standard error for this test is above acceptable limits. \*\*\*6 The test has been identified as invalid. \*\*\*7 High level of rapid guessing has invalidated test.

Due to statistical unreliability, summary data for groups of less than 10 are not shown.

\* This data is not available for reporting. Please refer to help and documentation for more information.

Lexile® is a trademark of MetaMetrics, Inc., and is registered in the United States and abroad.



# Grade Report

## Grade 7

**Term:** Winter 2022-2023  
**District:** Dickinson ISD  
**School:** McAdams Junior High School

**Norms Reference Data:** 2020 Norms.  
**Weeks of Instruction:** 20 (Winter 2023)  
**Grouping:** None  
**Small Group Display:** No

### Language Arts: Reading

Summary	
Total Number of Students With Valid Growth Scores	382
Mean RIT Score	208.8
Standard Deviation	15.9
District Grade-Level Mean RIT	212.4
Students At or Above District Grade-Level Mean RIT	172
Grade-Level Mean RIT	217.1
Students At or Above Grade-Level Mean RIT	124

Overall Performance	Lo %ile < 21		LoAvg %ile 21-40		Avg %ile 41-60		HiAvg %ile 61-80		Hi %ile > 80		Mean RIT Score (+/- Smp Err)	Std Dev
	count	%	count	%	count	%	count	%	count	%		
Language Arts: Reading	129	34%	91	24%	76	20%	63	16%	23	6%	208-209-210	15.9

### Explanatory Notes

Tests shown in gray are excluded from summary statistics. Either the test occurred outside the testing window for a term, had an invalid score, or was a repeat test for a student within a term.

Test Invalidation Reasons: \*\*\*1 The test duration was too short to provide a valid result. \*\*\*2 The overall RIT score for this test is above the valid range. \*\*\*3 The overall RIT score for this test is below the valid range.

\*\*\*4 The standard error for this test is below acceptable limits. \*\*\*5 The standard error for this test is above acceptable limits. \*\*\*6 The test has been identified as invalid. \*\*\*7 High level of rapid guessing has invalidated test.

Due to statistical unreliability, summary data for groups of less than 10 are not shown.

\* This data is not available for reporting. Please refer to help and documentation for more information.

Lexile® is a trademark of MetaMetrics, Inc., and is registered in the United States and abroad.

**Term:** Winter 2022-2023  
**District:** Dickinson ISD  
**School:** Kranz Junior High School

**Norms Reference Data:** 2020 Norms.  
**Weeks of Instruction:** 20 (Winter 2023)  
**Grouping:** None  
**Small Group Display:** No

### Math: Math K-12

Summary	
Total Number of Students With Valid Growth Scores	271
Mean RIT Score	220.9
Standard Deviation	13.5
District Grade-Level Mean RIT	220.7
Students At or Above District Grade-Level Mean RIT	156
Grade-Level Mean RIT	228.1
Students At or Above Grade-Level Mean RIT	78

Overall Performance	Lo %ile < 21		LoAvg %ile 21-40		Avg %ile 41-60		HiAvg %ile 61-80		Hi %ile > 80		Mean RIT Score (+/- Smp Err)	Std Dev
	count	%	count	%	count	%	count	%	count	%		
Math: Math K-12	67	25%	81	30%	78	29%	40	15%	5	2%	220-221-222	13.5

### Explanatory Notes

Tests shown in gray are excluded from summary statistics. Either the test occurred outside the testing window for a term, had an invalid score, or was a repeat test for a student within a term.

Test Invalidation Reasons: \*\*\*1 The test duration was too short to provide a valid result. \*\*\*2 The overall RIT score for this test is above the valid range. \*\*\*3 The overall RIT score for this test is below the valid range.

\*\*\*4 The standard error for this test is below acceptable limits. \*\*\*5 The standard error for this test is above acceptable limits. \*\*\*6 The test has been identified as invalid. \*\*\*7 High level of rapid guessing has invalidated test.

Due to statistical unreliability, summary data for groups of less than 10 are not shown.

\* This data is not available for reporting. Please refer to help and documentation for more information.

Lexile® is a trademark of MetaMetrics, Inc., and is registered in the United States and abroad.

**Term:** Winter 2022-2023  
**District:** Dickinson ISD  
**School:** Kranz Junior High School

**Norms Reference Data:** 2020 Norms.  
**Weeks of Instruction:** 20 (Winter 2023)  
**Grouping:** None  
**Small Group Display:** No

### Language Arts: Reading

Summary	
Total Number of Students With Valid Growth Scores	457
Mean RIT Score	218.9
Standard Deviation	14.8
District Grade-Level Mean RIT	216.2
Students At or Above District Grade-Level Mean RIT	288
Grade-Level Mean RIT	220.5
Students At or Above Grade-Level Mean RIT	235

Overall Performance	Lo %ile < 21		LoAvg %ile 21-40		Avg %ile 41-60		HiAvg %ile 61-80		Hi %ile > 80		Mean RIT Score (+/- Smp Err)	Std Dev
	count	%	count	%	count	%	count	%	count	%		
Language Arts: Reading	82	18%	87	19%	117	26%	111	24%	60	13%	218-219-220	14.8

### Explanatory Notes

Tests shown in gray are excluded from summary statistics. Either the test occurred outside the testing window for a term, had an invalid score, or was a repeat test for a student within a term.

Test Invalidation Reasons: \*\*\*1 The test duration was too short to provide a valid result. \*\*\*2 The overall RIT score for this test is above the valid range. \*\*\*3 The overall RIT score for this test is below the valid range.

\*\*\*4 The standard error for this test is below acceptable limits. \*\*\*5 The standard error for this test is above acceptable limits. \*\*\*6 The test has been identified as invalid. \*\*\*7 High level of rapid guessing has invalidated test.

Due to statistical unreliability, summary data for groups of less than 10 are not shown.

\* This data is not available for reporting. Please refer to help and documentation for more information.

Lexile® is a trademark of MetaMetrics, Inc., and is registered in the United States and abroad.



# Grade Report

## Grade 8

**Term:** Winter 2022-2023  
**District:** Dickinson ISD  
**School:** McAdams Junior High School

**Norms Reference Data:** 2020 Norms.  
**Weeks of Instruction:** 20 (Winter 2023)  
**Grouping:** None  
**Small Group Display:** No

### Math: Math K-12

Summary	
Total Number of Students With Valid Growth Scores	413
Mean RIT Score	220.7
Standard Deviation	15.3
District Grade-Level Mean RIT	220.7
Students At or Above District Grade-Level Mean RIT	215
Grade-Level Mean RIT	228.1
Students At or Above Grade-Level Mean RIT	129

Overall Performance	Lo %ile < 21		LoAvg %ile 21-40		Avg %ile 41-60		HiAvg %ile 61-80		Hi %ile > 80		Mean RIT Score (+/- Smp Err)	Std Dev
	count	%	count	%	count	%	count	%	count	%		
Math: Math K-12	123	30%	109	26%	105	25%	49	12%	27	7%	220-221-221	15.3

### Explanatory Notes

Tests shown in gray are excluded from summary statistics. Either the test occurred outside the testing window for a term, had an invalid score, or was a repeat test for a student within a term.

Test Invalidation Reasons: \*\*\*1 The test duration was too short to provide a valid result. \*\*\*2 The overall RIT score for this test is above the valid range. \*\*\*3 The overall RIT score for this test is below the valid range.

\*\*\*4 The standard error for this test is below acceptable limits. \*\*\*5 The standard error for this test is above acceptable limits. \*\*\*6 The test has been identified as invalid. \*\*\*7 High level of rapid guessing has invalidated test.

Due to statistical unreliability, summary data for groups of less than 10 are not shown.

\* This data is not available for reporting. Please refer to help and documentation for more information.

Lexile® is a trademark of MetaMetrics, Inc., and is registered in the United States and abroad.

**Term:** Winter 2022-2023  
**District:** Dickinson ISD  
**School:** McAdams Junior High School

**Norms Reference Data:** 2020 Norms.  
**Weeks of Instruction:** 20 (Winter 2023)  
**Grouping:** None  
**Small Group Display:** No

### Language Arts: Reading

Summary	
Total Number of Students With Valid Growth Scores	412
Mean RIT Score	213.3
Standard Deviation	14.7
District Grade-Level Mean RIT	216.2
Students At or Above District Grade-Level Mean RIT	197
Grade-Level Mean RIT	220.5
Students At or Above Grade-Level Mean RIT	142

Overall Performance	Lo %ile < 21		LoAvg %ile 21-40		Avg %ile 41-60		HiAvg %ile 61-80		Hi %ile > 80		Mean RIT Score (+/- Smp Err)	Std Dev
	count	%	count	%	count	%	count	%	count	%		
Language Arts: Reading	113	27%	102	25%	108	26%	74	18%	15	4%	213-213-214	14.7

### Explanatory Notes

Tests shown in gray are excluded from summary statistics. Either the test occurred outside the testing window for a term, had an invalid score, or was a repeat test for a student within a term.

Test Invalidation Reasons: \*\*\*1 The test duration was too short to provide a valid result. \*\*\*2 The overall RIT score for this test is above the valid range. \*\*\*3 The overall RIT score for this test is below the valid range.

\*\*\*4 The standard error for this test is below acceptable limits. \*\*\*5 The standard error for this test is above acceptable limits. \*\*\*6 The test has been identified as invalid. \*\*\*7 High level of rapid guessing has invalidated test.

Due to statistical unreliability, summary data for groups of less than 10 are not shown.

\* This data is not available for reporting. Please refer to help and documentation for more information.

Lexile® is a trademark of MetaMetrics, Inc., and is registered in the United States and abroad.

**DICKINSON INDEPENDENT SCHOOL DISTRICT  
AGENDA DOCUMENT**

**Meeting Date:** March 7, 2023

**Item Title:** Standards-Based Grading for Grade 1 in 2023-2024

**Agenda Item:** Dr. Jeff Pack/Jacquelyn Kennedy

**Background Information:**

Information about Standards-Based Grading will be presented.

**Recommendation:**

Information only

**Action Item:** \_\_\_\_\_ Yes     No

**DICKINSON INDEPENDENT SCHOOL DISTRICT  
BOARD AGENDA DOCUMENT**

**Meeting Date:** March 7, 2023

**Item Title:** Student Standard of Dress 2023-2024

**Agenda Item:** Robert Cobb

**Background Information:**

Attached are the 2023-2024 Dickinson ISD Student Standard of Dress. There is one major change to the Grades 6-12 Standard and one minor change to the PK-5 Standard. Changes were based on input from campus administration and parent comments throughout the year.

**Recommendation:**

The Superintendent and Assistant Superintendent for Administration recommend approval of the Student Standard of Dress for 2023-2024.

**Action Item:**     Yes                       No

**Motion made by** \_\_\_\_\_ **seconded by** \_\_\_\_\_ **vote** \_\_\_\_\_

## 2023-2024 DICKINSON ISD DRESS EXPECTATIONS

A student's appearance has much to do with the way the student feels about himself or herself. Appearance also affects the way in which other students respond to them and has a great deal to do with student success and the learning atmosphere of the school. The Dickinson ISD Dress Code is established to teach grooming, hygiene, instill discipline and modesty, prevent disruption, avoid safety hazards, teach respect for authority, and prepare our students for the future.

The student's appearance (clothing, shoes, accessories and grooming) *shall not reflect gang affiliation, cause a distraction, nor conceal contraband.* **ADMINISTRATORS HAVE THE RESPONSIBILITY AND RIGHT TO DETERMINE APPROPRIATENESS OF ATTIRE AND GROOMING FOR THE SCHOOL SETTING.**

### **GRADES PK-5**

#### **PANTS, SLACKS, JEANS, SKIRTS, DRESSES, JUMPERS, SHORTS, SHIRTS, BLOUSES OR PULLOVERS:**

- May be any color or design
- Shall be appropriately sized, fitting at the waist, and cuffed/hemmed at or below mid-calf.
- Jeans/pants with tears/holes above the knee must be worn with tights underneath
- Shorts may be no shorter than mid-thigh in length with a hem. No cut off shorts. **or athletic/gym shorts.**
- The length/slits of skirts, dresses, and jumpers must be clearly below mid-thigh.
- Leggings or yoga pants may be worn with acceptable clothing over them. Coverage should extend to top of the thigh in the front and below the posterior end.
- Shirts, blouses, or pullovers must have sleeves and must be appropriately sized and buttoned.
- Shirts, blouses, or pullovers may not be sheer, lace, or any see-through material (even if worn with an undergarment/camisole/slip), backless, cut-out, off-the-shoulder, spaghetti strap, sundress, tank-style, sleeveless, low-cut, back exposed, or revealing in any way
- No vinyl, leather, suede, fleece, spandex/stretch, oversized pockets, pajamas, overalls, sweatpants, or coveralls.
- No inappropriate pictures or messages allowed.
- Underclothes may not be worn as outer clothes, including men's T shirts.

#### **OUTSIDE JACKETS AND COATS**

- All jackets/coats that are  $\frac{3}{4}$  lengths (or less) are acceptable.
- "Trench" coats or "Dusters" are not allowed.
- No inappropriate pictures, messages, or buttons allowed.

#### **SHOES**

- Shoes must be safe and appropriate for school.
- No house slippers, slides, flip flops, or shoes with skates, wheels or cleats.
- Campuses with stairs may require shoes with backs for safety reasons.

#### **HAIR**

- Hair (including facial hair) must be neat, clean, and well-groomed.
- No distracting/extreme styles or coloring.

#### **BACKPACKS**

- May be any fabric.
- No inappropriate pictures or messages allowed.

#### **PROHIBITED ITEMS:**

- Glitter, writing or drawing on the face or skin
- Tattoos (temporary and permanent)
- Sunglasses
- Any type of head covering (no cap, hat, hair net, hair rollers, combs, or picks may be worn inside the building)
- Body piercing other than the ear
- Heavy chains, heavy chain necklaces, spike necklaces, or other inappropriate types of jewelry
- Inappropriate decorations or advertisements including, but not limited to, violence, drugs, alcohol, the occult, gang membership, sex, death, suicide, etc.
- Any attire or icons that are distractive, that causes a disturbance or interferes with daily school activities, or identifies a student as part of an unauthorized group, gang, or society are not permitted.

## 2023-2024 DICKINSON ISD DRESS EXPECTATIONS

A student's appearance has much to do with the way the student feels about himself or herself. Appearance also affects the way in which other students respond to them and has a great deal to do with student success and the learning atmosphere of the school. The Dickinson ISD Dress Code is established to teach grooming, hygiene, instill discipline and modesty, prevent disruption, avoid safety hazards, teach respect for authority, and prepare our students for the future.

**The student's appearance (clothing, shoes, accessories and grooming) shall not reflect gang affiliation, cause a distraction, nor conceal contraband. ADMINISTRATORS HAVE THE RESPONSIBILITY AND RIGHT TO DETERMINE APPROPRIATENESS OF ATTIRE AND GROOMING FOR THE SCHOOL SETTING.**

### **GRADES 6-12**

#### **PANTS, SLACKS, JEANS, SKIRTS, DRESSES, JUMPERS,**

**(NO SHORTS OR SKORTS),**

#### **SHIRTS, BLOUSES OR PULLOVERS:**

- May be any color or design
- Shall be appropriately sized, fitting at the waist, and cuffed/hemmed at or below mid-calf.
- Jeans/pants with tears/holes above the knee must be worn with tights underneath.
- Shorts may be no shorter than mid-thigh in length with a hem. No cut off shorts.
- The lengths/slits of skirts, **shorts**, dresses and jumpers must be no more than 4" above the top of the knee when standing upright.
- Leggings or yoga pants may be worn with acceptable clothing over them. Coverage should extend to top of the thigh in the front and below the posterior end.
- Leggings and/or jeggings must be appropriately sized and made from fabric that adequately conceals the body and the undergarment(s).
- Shirts, blouses, or pullovers must have sleeves. Must be appropriately sized and buttoned.
- Shirts, blouses, or pullovers may NOT be: sheer, lace, any see-through material (even if worn with an undergarment/camisole/slip), backless, cut-out, off-the-shoulder, spaghetti strap, tank-style, sleeveless, low-cut, or midriff.
- Shirts, blouses, or pullover must not be revealing in any way. Shoulders, the back, and the midriff must be covered.
- No vinyl, leather, suede, fleece,
- Pajamas or any form of clothing designed for lounging or sleep may not be worn.
- Under garments may not be worn as outer clothes including men's T shirts.

#### **OUTSIDE JACKETS AND COATS**

- All jackets/coats that are  $\frac{3}{4}$  lengths (or less) are acceptable.
- "Trench" coats or "Dusters" are not allowed.
- No inappropriate pictures or messages allowed.

#### **SHOES**

- Shoes must be safe and appropriate for school.
- No house slippers, slides, flip flops, or shoes with skates, wheels or cleats.
- Campuses with stairs may require shoes with backs for safety reasons.

#### **HAIR**

- Hair (including facial hair) must be neat, clean, and well-groomed.
- No distracting/extreme styles or coloring.

#### **BACKPACKS**

- May be any fabric.
- No inappropriate pictures or messages allowed.

#### **PROHIBITED ITEMS:**

- Tattoos with designs, symbols, or words that refer to alcohol, drugs including marijuana, tobacco/vaping, violence, death, racism, profanity, nudity/obscenity, Satanism/occult, or gang affiliation are not permitted and must be covered at all times while on school property.
- Sunglasses
- Any type of head covering including the following: caps, hats, hairnets, hair rollers, combs/picks, wave caps.
- Body piercing other than the ear
- Heavy chains, heavy chain necklaces, spike necklaces, or other inappropriate types of jewelry
- Inappropriate decorations or advertisements including, but not limited to, violence, drugs, alcohol, the occult, gang membership, sex, death, suicide, etc.
- Bandanas worn or displayed in any manner (all colors).
- Any attire or icons that are distracting, that causes a disturbance or interferes with daily school activities, or identifies a student as part of an unauthorized group, gang, or society are not permitted.

**DICKINSON INDEPENDENT SCHOOL DISTRICT  
BOARD AGENDA DOCUMENT**

**Meeting Date:** March 7, 2023

**Item Title:** Policy Update 120

**Agenda Item:** Robert Cobb

**Background Information:**

Policy Update 120 includes changes to (LEGAL) policies and the following (LOCAL) policies:

CB(LOCAL): STATE AND FEDERAL REVENUE SOURCES

CKC(LOCAL): SAFETY PROGRAM/RISK MANAGEMENT - EMERGENCY PLANS

FNG(LOCAL): STUDENT RIGHTS AND RESPONSIBILITIES - STUDENT AND PARENT COMPLAINTS/GRIEVANCES

FO(LOCAL): STUDENT DISCIPLINE

**Recommendation:**

The Superintendent and Assistant Superintendent for Administration recommend approval of TASB Localized Policy Manual Update 120.

**Action Item:**     Yes                       No

**Motion made by** \_\_\_\_\_ **seconded by** \_\_\_\_\_ **vote** \_\_\_\_\_



## (LOCAL) Policy Comparisons

These documents are generated by an automated process that compares the updated policy to the current policy as found in TASB records.

In this packet, you will find:

- Policies being recommended for revision (annotated)
- New policies (not annotated)
- Policies recommended for deletion (annotated in PDF; not shown in Word)

Annotations are shown as follows:

- Deletions are in a red strike-through font: ~~deleted text~~.
- Additions are in a blue, bold font: **new text**.
- Blocks of text that were moved without changes are shown in green, with double underline and double strike-through formatting to distinguish the text's new placement from its original location: ~~moved text~~ becomes moved text.
- Revision bars appear in the right margin to show sections with changes.

---

**Note:** While the annotation software competently identifies simple changes, large or complicated changes—as in an extensive rewrite—may be more difficult to follow. In addition, TASB's recent changes to the policy templates to facilitate accessibility sometimes makes formatting changes appear tracked, even though the text remains the same.

---

For further assistance in understanding policy changes, please refer to the explanatory notes in your Localized Policy Manual update packet or contact your policy consultant.

<b>Contact:</b>	<b>School Districts and Education Service Centers</b>	<b>Community Colleges</b>
	<a href="mailto:policy.service@tasb.org">policy.service@tasb.org</a>	<a href="mailto:colleges@tasb.org">colleges@tasb.org</a>
	800.580.7529 512.467.0222	800.580.1488 512.467.3689

**Grants and Awards**

The Superintendent shall be authorized to:

1. Apply, on behalf of the Board, for any and all special federal and state grants and awards as deemed appropriate for the District's operations;
2. Approve commitment of District funds for matching, cost sharing, cooperative, or jointly funded projects up to the amounts specifically allowed under the District budget approved by the Board; and
3. Approve grant and award amendments as necessary.

The District shall comply with all requirements for state and federal grants and awards imposed by law, the awarding agency, or an applicable pass-through entity. The Superintendent shall develop and enforce financial management systems, internal control procedures, procurement procedures, and other administrative procedures as needed to provide reasonable assurance that the District is complying with requirements for state and federal grants and awards.

[See CAA, CBB]

**Federal Awards**

Public Notice and Input

The District shall provide public notice of federal grant applications through an information item at a Board meeting and by publishing information on the District's website. The District shall make available opportunities for public input as required by law or the granting agency.

Plan Approval

Approval of required grant and award plans shall be by the Superintendent.

Conflict of Interest

Each employee, Board member, or agent of the District who is engaged in the selection, award, or administration of a contract supported by a federal grant or award and who has a potential conflict of interest as defined at Code of Federal Regulations, title 2, section 200.318, shall disclose to the District, in writing, any conflict that meets the disclosure threshold in Chapter 176 of the Local Government Code. [See CBB]

In addition, each employee, Board member, or agent of the District shall comply with any other conflict of interest requirements imposed by the granting agency or a pass-through entity.

For purposes of this policy, "immediate family member" shall have the same meaning as "family member" as described in Chapter 176 of the Government Code. [See BBFA]

For purposes of this policy, “partner” shall have the same meaning as defined in Business Organizations Code Chapter 1, Subchapter A.

An employee, Board member, or agent of the District who is required to disclose a conflict in accordance with the provisions above shall not participate in the selection, award, or administration of a contract supported by a federal grant or award.

Gifts and Gratuities

Employees, Board members, and agents of the District shall not solicit any gratuities, favors, or items from a contractor or a party to a subcontract for a federal grant or award and shall not accept:

1. Any single item with a value at or above \$50; ~~or \$50; or~~
2. Items from a single contractor or subcontractor that have an aggregate monetary value exceeding \$100 in a 12-month period.

[See BBFA, BBFB, CBB, DBD. In the event of a violation of these requirements, see CAA and DH.]

**Emergency  
Operations Plan**

The Superintendent shall ensure updating of the District's emergency operations plan and ongoing staff training.

As required by law, the emergency operations plan shall include the District's procedures addressing:

1. Reasonable security measures when District property is used as a polling place;
2. Response to an active shooter emergency; ~~and~~
3. Response to a nearby train derailment, as applicable; and
- ~~3-4.~~ Access to campus buildings and materials necessary for a substitute teacher to carry out the duties of a District employee during an emergency or an emergency drill.

## Complaints

In this policy, the terms “complaint” and “grievance” shall have the same meaning.

### Other Complaint Processes

Student or parent complaints shall be filed in accordance with this policy, except as required by the policies listed below. Some of these policies require appeals to be submitted in accordance with FNG after the relevant complaint process:

1. Complaints alleging discrimination or harassment based on race, color, religion, sex, gender, national origin, age, or disability shall be submitted in accordance with FFH.
2. Complaints concerning dating violence shall be submitted in accordance with FFH.
3. Complaints concerning retaliation related to discrimination and harassment shall be submitted in accordance with FFH.
4. Complaints concerning bullying or retaliation related to bullying shall be submitted in accordance with FFI.
5. Complaints concerning failure to award credit or a final grade on the basis of attendance shall be submitted in accordance with FEC.
6. Complaints concerning removal to a disciplinary alternative education program shall be submitted in accordance with FOC and the Student Code of Conduct.
7. Complaints concerning expulsion shall be submitted in accordance with FOD and the Student Code of Conduct.
8. Complaints concerning any final decisions of the gifted and talented selection committee regarding selection for or exit from the gifted program shall be submitted in accordance with EHBB.
9. Complaints [within the scope of Section 504, including complaints](#) concerning identification, evaluation, or educational placement of a student with a disability, ~~within the scope of Section 504~~ shall be submitted in accordance with FB and the procedural safeguards handbook.
10. [Complaints within the scope of the Individuals with Disabilities Education Act, including complaints](#) ~~Complaints~~ concerning identification, evaluation, educational placement, or discipline of a student with a disability, ~~within the scope of the Individuals with Disabilities Education Act~~ shall be submitted in accordance with EHBAE, FOF, and the procedural safeguards handbook provided to parents of all students referred to special education.

STUDENT RIGHTS AND RESPONSIBILITIES  
STUDENT AND PARENT COMPLAINTS/GRIEVANCES

FNG  
(LOCAL)

11. Complaints concerning instructional resources shall be submitted in accordance with [the EF series](#).
12. Complaints concerning a commissioned peace officer who is an employee of the District shall be submitted in accordance with CKE.
13. Complaints concerning intradistrict transfers or campus assignment shall be submitted in accordance with FDB.
14. Complaints concerning admission, placement, or services provided for a homeless student shall be submitted in accordance with FDC.
15. [Complaints concerning disputes regarding a student's eligibility for free or reduced-priced meal programs shall be submitted in accordance with COB.](#)

Complaints regarding refusal of entry to or ejection from District property based on Education Code 37.105 shall be filed in accordance with this policy. However, the timelines shall be adjusted as necessary to permit the complainant to address the Board in person within 90 calendar days of filing the initial complaint, unless the complaint is resolved before the Board considers it. [See GKA(LEGAL)]

**Notice to Students and Parents**

The District shall inform students and parents of this policy through appropriate District publications.

**Guiding Principles**

Informal Process

The Board encourages students and parents to discuss their concerns with the appropriate teacher, principal, or other campus administrator who has the authority to address the concerns. Concerns should be expressed as soon as possible to allow early resolution at the lowest possible administrative level.

Informal resolution shall be encouraged but shall not extend any deadlines in this policy, except by mutual written consent.

Formal Process

A student or parent may initiate the formal process described below by timely filing a written complaint form.

Even after initiating the formal complaint process, students and parents are encouraged to seek informal resolution of their concerns. A student or parent whose concerns are resolved may withdraw a formal complaint at any time.

The process described in this policy shall not be construed to create new or additional rights beyond those granted by law or Board policy, nor to require a full evidentiary hearing or "mini-trial" at any level.

STUDENT RIGHTS AND RESPONSIBILITIES  
STUDENT AND PARENT COMPLAINTS/GRIEVANCES

FNG  
(LOCAL)

<b>Freedom from Retaliation</b>	Neither the Board nor any District employee shall unlawfully retaliate against any student or parent for bringing a concern or complaint.
<b>General Provisions</b>	
Filing	Complaint forms and appeal notices may be filed by hand-delivery, by electronic communication, including email and fax, or by U.S. Mail. Hand-delivered filings shall be timely filed if received by the appropriate administrator or designee by the close of business on the deadline. Filings submitted by electronic communication shall be timely filed if they are received by the close of business on the deadline, as indicated by the date/time shown on the electronic communication. Mail filings shall be timely filed if they are postmarked by U.S. Mail on or before the deadline and received by the appropriate administrator or designated representative no more than three days after the deadline.
Scheduling Conferences	The District shall make reasonable attempts to schedule conferences at a mutually agreeable time. If a student or parent fails to appear at a scheduled conference, the District may hold the conference and issue a decision in the student's or parent's absence.
Response	At Levels One and Two, "response" shall mean a written communication to the student or parent from the appropriate administrator. Responses may be hand-delivered, sent by electronic communication to the student's or parent's email address of record, or sent by U.S. Mail to the student's or parent's mailing address of record. Mailed responses shall be timely if they are postmarked by U.S. Mail on or before the deadline.
Days	"Days" shall mean District business days, unless otherwise noted. In calculating timelines under this policy, the day a document is filed is "day zero." The following business day is "day one."
Representative	"Representative" shall mean any person who or organization that is designated by the student or parent to represent the student or parent in the complaint process. A student may be represented by an adult at any level of the complaint.  The student or parent may designate a representative through written notice to the District at any level of this process. If the student or parent designates a representative with fewer than three days' notice to the District before a scheduled conference or hearing, the District may reschedule the conference or hearing to a later date, if desired, in order to include the District's counsel. The District may be represented by counsel at any level of the process.
Consolidating Complaints	Complaints arising out of an event or a series of related events shall be addressed in one complaint. A student or parent shall not file separate or serial complaints arising from any event or series of

STUDENT RIGHTS AND RESPONSIBILITIES  
STUDENT AND PARENT COMPLAINTS/GRIEVANCES

FNG  
(LOCAL)

	events that have been or could have been addressed in a previous complaint.
Untimely Filings	<p>All time limits shall be strictly followed unless modified by mutual written consent.</p> <p>If a complaint form or appeal notice is not timely filed, the complaint may be dismissed, on written notice to the student or parent, at any point during the complaint process. The student or parent may appeal the dismissal by seeking review in writing within ten days from the date of the written dismissal notice, starting at the level at which the complaint was dismissed. Such appeal shall be limited to the issue of timeliness.</p>
Costs Incurred	Each party shall pay its own costs incurred in the course of the complaint.
Complaint and Appeal Forms	<p>Complaints and appeals under this policy shall be submitted in writing on a form provided by the District.</p> <p>Copies of any documents that support the complaint should be attached to the complaint form. If the student or parent does not have copies of these documents, copies may be presented at the Level One conference. After the Level One conference, no new documents may be submitted by the student or parent unless the student or parent did not know the documents existed before the Level One conference.</p> <p>A complaint or appeal form that is incomplete in any material aspect may be dismissed but may be refiled with all the required information if the refiled is within the designated time for filing.</p>
<b>Level One</b>	<p>Complaint forms must be filed:</p> <ol style="list-style-type: none"><li>1. Within 15 days of the date the student or parent first knew, or with reasonable diligence should have known, of the decision or action giving rise to the complaint or grievance; and</li><li>2. With the lowest level administrator who has the authority to remedy the alleged problem.</li></ol> <p>In most circumstances, students and parents shall file Level One complaints with the campus principal.</p> <p>If the only administrator who has authority to remedy the alleged problem is the Superintendent or designee, the complaint may begin at Level Two following the procedure, including deadlines, for filing the complaint form at Level One.</p> <p>If the complaint is not filed with the appropriate administrator, the receiving administrator must note the date and time the complaint</p>

form was received and immediately forward the complaint form to the appropriate administrator.

The appropriate administrator shall investigate as necessary and schedule a conference with the student or parent within ten days after receipt of the written complaint. The administrator may set reasonable time limits for the conference.

Absent extenuating circumstances, the administrator shall provide the student or parent a written response within ten days following the conference. The written response shall set forth the basis of the decision. In reaching a decision, the administrator may consider information provided at the Level One conference and any other relevant documents or information the administrator believes will help resolve the complaint.

## Level Two

If the student or parent did not receive the relief requested at Level One or if the time for a response has expired, the student or parent may request a conference with the Superintendent or designee to appeal the Level One decision.

The appeal notice must be filed in writing, on a form provided by the District, within ten days of the date of the written Level One response or, if no response was received, within ten days of the Level One response deadline.

After receiving notice of the appeal, the Level One administrator shall prepare and forward a record of the Level One complaint to the Level Two administrator. The student or parent may request a copy of the Level One record.

The Level One record shall include:

1. The original complaint form and any attachments.
2. All other documents submitted by the student or parent at Level One.
3. The written response issued at Level One and any attachments.
4. All other documents relied upon by the Level One administrator in reaching the Level One decision.

The Superintendent or designee shall schedule a conference within ten days after the appeal notice is filed. The conference shall be limited to the issues and documents considered at Level One. At the conference, the student or parent may provide information concerning any documents or information relied upon by the administration for the Level One decision. The Superintendent or designee may set reasonable time limits for the conference.

The Superintendent or designee shall provide the student or parent a written response within ten days following the conference. The written response shall set forth the basis of the decision. In reaching a decision, the Superintendent or designee may consider the Level One record, information provided at the Level Two conference, and any other relevant documents or information the Superintendent or designee believes will help resolve the complaint.

Recordings of the Level One and Level Two conferences, if any, shall be maintained with the Level One and Level Two records.

### **Level Three**

If the student or parent did not receive the relief requested at Level Two or if the time for a response has expired, the student or parent may appeal the decision to the Board.

The appeal notice must be filed in writing, on a form provided by the District, within ten days of the date of the written Level Two response or, if no response was received, within ten days of the Level Two response deadline.

The Superintendent or designee shall inform the student or parent of the date, time, and place of the Board meeting at which the complaint will be on the agenda for presentation to the Board.

The Superintendent or designee shall provide the Board the record of the Level Two appeal. The student or parent may request a copy of the Level Two record.

The Level Two record shall include:

1. The Level One record.
2. The notice of appeal from Level One to Level Two.
3. The written response issued at Level Two and any attachments.
4. All other documents relied upon by the administration in reaching the Level Two decision.

The appeal shall be limited to the issues and documents considered at Level Two, except that if at the Level Three hearing the administration intends to rely on evidence not included in the Level Two record, the administration shall provide the student or parent notice of the nature of the evidence at least three days before the hearing.

The District shall determine whether the complaint will be presented in open or closed meeting in accordance with the Texas Open Meetings Act and other applicable law. [See BE]

STUDENT RIGHTS AND RESPONSIBILITIES  
STUDENT AND PARENT COMPLAINTS/GRIEVANCES

FNG  
(LOCAL)

The presiding officer may set reasonable time limits and guidelines for the presentation, including an opportunity for the student or parent and administration to each make a presentation and provide rebuttal and an opportunity for questioning by the Board. The Board shall hear the complaint and may request that the administration provide an explanation for the decisions at the preceding levels.

In addition to any other record of the Board meeting required by law, the Board shall prepare a separate record of the Level Three presentation. The Level Three presentation, including the presentation by the student or parent or the student's representative, any presentation from the administration, and questions from the Board with responses, shall be recorded by audio recording, video/audio recording, or court reporter.

The Board shall then consider the complaint. It may give notice of its decision orally or in writing at any time up to and including the next regularly scheduled Board meeting. If the Board does not make a decision regarding the complaint by the end of the next regularly scheduled meeting, the lack of a response by the Board upholds the administrative decision at Level Two.

**Student Code of Conduct**

The District's rules of discipline are maintained in the Board-adopted Student Code of Conduct and are established to support an environment conducive to teaching and learning.

Rules of conduct and discipline shall not have the effect of discriminating on the basis of gender, race, color, disability, religion, ethnicity, or national origin.

At the beginning of the school year and throughout the school year as necessary, the Student Code of Conduct shall be:

1. Posted and prominently displayed at each campus or made available for review in the principal's office, as required by law; and
2. Made available on the District's website and/or as a hard copy to students, parents, teachers, administrators, and others on request.

Revisions

Revisions to the Student Code of Conduct approved by the Board during the year shall be made available promptly to students and parents, teachers, administrators, and others.

**Extracurricular Standards of Behavior**

With the approval of the Superintendent or designee, sponsors and coaches of extracurricular activities may develop and enforce standards of behavior that are higher than the District-developed Student Code of Conduct and may condition membership or participation in the activity on adherence to those standards. Extracurricular standards of behavior may take into consideration conduct that occurs at any time, on or off school property.

A student shall be informed of any extracurricular behavior standards at the beginning of each school year or when the student first begins participation in the activity. A student and his or her parent shall sign and return to the sponsor or coach a statement that they have read the extracurricular behavior standards and consent to them as a condition of participation in the activity.

Standards of behavior for an extracurricular activity are independent of the Student Code of Conduct. Violations of these standards of behavior that are also violations of the Student Code of Conduct may result in independent disciplinary actions.

A student may be removed from participation in extracurricular activities or may be excluded from school honors for violation of extracurricular standards of behavior for an activity or for violation of the Student Code of Conduct.

**“Parent” Defined**

Throughout the Student Code of Conduct and discipline policies, the term “parent” includes a parent, legal guardian, or other person having lawful control of the child.

**General Discipline Guidelines**

A District employee shall adhere to the following general guidelines when imposing discipline:

1. A student shall be disciplined when necessary to improve the student’s behavior, to maintain order, or to protect other students, school employees, or property.
2. A student shall be treated fairly and equitably. Discipline shall be based on an assessment of the circumstances of each case. Factors to consider shall include:
  - a. The seriousness of the offense;
  - b. The student’s age;
  - c. The frequency of misconduct;
  - d. The student’s attitude;
  - e. The potential effect of the misconduct on the school environment;
  - f. Requirements of Chapter 37 of the Education Code; and
  - g. The Student Code of Conduct adopted by the Board.
3. Before a student under 18 is assigned to detention outside regular school hours, notice shall be given to the student’s parent to inform him or her of the reason for the detention and permit arrangements for necessary transportation.

**Corporal Punishment**

The Board prohibits the use of corporal punishment in the District. Students shall not be spanked, paddled, or subjected to other physical force as a means of discipline for violations of the Student Code of Conduct.

**Physical Restraint**

**Note:** [A District employee may restrain a student with a disability who receives special education services only in accordance with law. \[See FOF\(LEGAL\)\]](#)

Within the scope of an employee’s duties, a District employee may physically restrain a student if the employee reasonably believes restraint is necessary in order to:

1. Protect a person, including the person using physical restraint, from physical injury.
2. Obtain possession of a weapon or other dangerous object.

3. Protect property from serious damage.

~~3.4.~~ Remove a student refusing a lawful command of a school employee from a specific location, including a classroom or other school property, in order to restore order or to impose disciplinary measures.

~~4. Control an irrational student.~~

~~5.1. Protect property from serious damage.~~

~~A District employee may restrain a student with a disability who receives special education services only in accordance with law. [See FOF(LEGAL)]~~

**Video and Audio Monitoring**

Video and audio recording equipment shall be used for safety purposes to monitor student behavior on District property.

The District shall post signs notifying students and parents about the District's use of video and audio recording equipment. Students shall not be notified when the equipment is turned on.

Use of Recordings

The administration shall review recordings as needed, and evidence of student misconduct shall be documented. A student found to be in violation of the District's Student Code of Conduct shall be subject to appropriate discipline.

Access to Recordings

Recordings shall remain in the custody of the campus principal and shall be maintained as required by law. A parent or student who wishes to view a recording in response to disciplinary action taken against the student may request such access under the procedures set out by law. [See FL(LEGAL)]

# Explanatory Notes

## TASB Localized Policy Manual Update 120

### Dickinson ISD

#### **AIC(LEGAL) ACCOUNTABILITY: INTERVENTIONS AND SANCTIONS**

Revised Administrative Code rules, effective June 7, 2022, and reflected on pages 7–8, address the requirements for local improvement plans by certain districts or campuses assigned a D rating. The rules also address modification of a campus turnaround plan due to a change in circumstances. (See page 15.)

Other revisions reflect changes to citations of Administrative Code rules.

#### **AIE(LEGAL) ACCOUNTABILITY: INVESTIGATIONS**

A new Note on page 3 references recently revised Administrative Code rules regarding an informal review or hearing following a TEA investigation.

An existing Administrative Code provision regarding compliance investigations has been added on page 5.

#### **BBD(LEGAL) BOARD MEMBERS: TRAINING AND ORIENTATION**

A new Administrative Code rule, effective May 31, 2022, requiring board members to complete training on school safety has been added on page 8.

#### **BE(LEGAL) BOARD MEETINGS**

Changes prompted by new and revised Administrative Code rules regarding board meetings by videoconference, effective September 15, 2022, are reflected on pages 9–10.

#### **CB(LOCAL) STATE AND FEDERAL REVENUE SOURCES**

As recommended by TEA, newly recommended text requires the district to give public notice of federal grant applications by providing information at board meetings and publishing information on the district's website. The new text also affirms that the district will comply with requirements for receiving public input regarding such applications.

Further, the policy authorizes the superintendent to approve the plan for use of the grant or award. If the board retains authority to approve any plans for use of federal grants, please contact your policy consultant for appropriate revisions.

#### **CCGA(LEGAL) AD VALOREM TAXES: EXEMPTIONS AND PAYMENTS**

Citations to a new Administrative Code rule addressing installment payment of taxes on property not directly damaged in a disaster or emergency area are included on page 9.

#### **CFA(LEGAL) ACCOUNTING: FINANCIAL REPORTS AND STATEMENTS**

Revisions reflect the adoption of version 18.0 of the *Financial Accountability System Resource Guide*.

#### **CFC(LEGAL) ACCOUNTING: AUDITS**

Revisions reflect the adoption of version 18.0 of the *Financial Accountability System Resource Guide*.

#### **CKB(LEGAL) SAFETY PROGRAM/RISK MANAGEMENT: ACCIDENT PREVENTION AND REPORTS**

Changes reflect extensive revisions to Administrative Code rules regarding mandatory drills, effective June 26, 2022.

New Administrative Code provisions addressing optional active threat exercises are also incorporated.

# Explanatory Notes

## TASB Localized Policy Manual Update 120

### Dickinson ISD

#### **CKC(Local) SAFETY PROGRAM/RISK MANAGEMENT: EMERGENCY PLANS**

Education Code 37.108(d) requires a district's multihazard emergency operations plan to include responding to a train derailment near a district school if a district facility is within 1,000 yards of a railroad track. New recommended local policy text incorporates this requirement into the list of procedures that must be addressed.

The *Legal Issues in Update 120* memo describes common legal concerns and best practices specific to [this policy's topic](#).

#### **CMD(Legal) EQUIPMENT AND SUPPLIES MANAGEMENT: INSTRUCTIONAL MATERIALS CARE AND ACCOUNTING**

Changes reflect revised Administrative Code provisions, effective June 7, 2022, regarding permitted uses of the instructional materials and technology allotment. Other revisions have been made to delete outdated terminology.

A revised Administrative Code rule, effective October 16, 2022, requiring certification of compliance with the Children's Internet Protection Act has been added on page 9.

#### **CQA(Legal) TECHNOLOGY RESOURCES: DISTRICT, CAMPUS, AND CLASSROOM WEBSITES**

Based on revised Administrative Code rules, the following requirements have been added at Other Required Internet Postings:

- Certain districts or campuses assigned a D rating must notify the public of the meeting to gather input to develop a local improvement plan. (See item 8.)
- Districts conducting an active threat exercise must provide notice through multiple distribution networks, including the district's website. (See item 35.)

#### **CRD(Legal) INSURANCE AND ANNUITIES MANAGEMENT: HEALTH AND LIFE INSURANCE**

Revised Administrative Code rules, effective August 18, 2022, prompted revisions to the definitions of full- and part-time employees.

#### **EHAA(Legal) BASIC INSTRUCTIONAL PROGRAM: REQUIRED INSTRUCTION (ALL LEVELS)**

Revisions at the bottom of page 2 reflect changes to the citations of Administrative Code rules addressing instruction related to positive character traits and personal skills.

#### **EHAB(Legal) BASIC INSTRUCTIONAL PROGRAM: REQUIRED INSTRUCTION (ELEMENTARY)**

Revisions include a new Administrative Code rule, effective April 28, 2022, regarding phonics curricula.

#### **EHAC(Legal) BASIC INSTRUCTIONAL PROGRAM: REQUIRED INSTRUCTION (SECONDARY)**

Revised Administrative Code rules, effective August 1, 2022, and reflected on pages 3–4, changed the required course offerings for grades 9–12 related to social studies and physical education.

# Explanatory Notes

## TASB Localized Policy Manual Update 120

### **Dickinson ISD**

#### **EHBAB(LLEGAL) SPECIAL EDUCATION: ARD COMMITTEE AND INDIVIDUALIZED EDUCATION PROGRAM**

Changes on pages 8–9 include revised Administrative Code rules, effective June 7, 2022, regarding review of a student's behavior improvement plan or behavioral intervention plan.

#### **EHBAE(LLEGAL) SPECIAL EDUCATION: PROCEDURAL REQUIREMENTS**

Revised Administrative Code rules, effective June 7, 2022, regarding the timeline for requesting a hearing on a due process complaint are included on pages 5–6.

#### **EHBC(LLEGAL) SPECIAL PROGRAMS: COMPENSATORY/ACCELERATED SERVICES**

Changes reflect new Administrative Code provisions, effective June 9, 2022, regarding accelerated instruction and accelerated learning committees for students who fail to perform satisfactorily on certain assessment instruments. The new provisions derive from HB 4545, 87th Texas Legislature, Regular Session 2021.

#### **EIE(LLEGAL) ACADEMIC ACHIEVEMENT: RETENTION AND PROMOTION**

Changes are to better match legal sources and remove repealed Administrative Code rules.

#### **EIF(LLEGAL) ACADEMIC ACHIEVEMENT: GRADUATION**

New Administrative Code rules, effective August 21, 2022, regarding notice about the Texas First Early High School Completion Program and the Texas First Scholarship Program are included on pages 8–9. Other revisions have been made to update citations.

**Please note:** For the 2022–23 school year, each high school must provide a written notification to each student and the student's parent or guardian listing the eligibility criteria for the programs. After the 2022–23 school year, the school must provide the notice upon a student's initial enrollment in high school.

#### **EKB(LLEGAL) TESTING PROGRAMS: STATE ASSESSMENT**

Changes have been made to incorporate revised Administrative Code rules and to better reflect legal sources.

#### **EKBA(LLEGAL) STATE ASSESSMENT: ENGLISH LEARNERS/EMERGENT BILINGUAL STUDENTS**

Revisions have been made to include Administrative Code provisions, effective August 9, 2022, regarding emergent bilingual students and individual graduation committees. A repealed provision regarding the grade placement committee has been deleted.

#### **FB(LLEGAL) EQUAL EDUCATIONAL OPPORTUNITY**

Changes are to better reflect legal sources.

#### **FFA(LLEGAL) STUDENT WELFARE: WELLNESS AND HEALTH SERVICES**

For clarity, a reference to policy provisions regarding school-based health centers has been added on page 4.

# Explanatory Notes

## TASB Localized Policy Manual Update 120

### Dickinson ISD

#### FFAE(LEGAL)

#### WELLNESS AND HEALTH SERVICES: SCHOOL-BASED HEALTH CENTERS

For clarity, a reference to policy provisions regarding expanding or changing health-care services at a school has been added on page 3.

#### FFG(LEGAL)

#### STUDENT WELFARE: CHILD ABUSE AND NEGLECT

The Note on page 5 now references Administrative Code rules regarding investigations of abuse or neglect in a school setting.

#### FFI(LOCAL)

#### STUDENT WELFARE: FREEDOM FROM BULLYING

District bullying policies must address prevention and mediation of bullying incidents and comply with minimum standards adopted by TEA. TEA recently issued updated [Proposed Minimum Standards for Bullying Prevention Policies and Procedures](#) for public comment from October 28 through November 28, 2022. Policy Service will recommend local policy revisions following publication of the final TEA minimum standards.

#### FNG(LOCAL)

#### STUDENT RIGHTS AND RESPONSIBILITIES: STUDENT AND PARENT COMPLAINTS/GRIEVANCES

Revisions to this local policy are recommended at Other Complaint Processes to:

- Clarify how special education complaints are addressed.
- Encompass all instructional resources policies.
- Reference the required hearing procedure for eligibility disputes under school nutrition programs.

The *Legal Issues in Update 120* memo describes common legal concerns and best practices specific to [this policy's topic](#).

#### FO(LOCAL)

#### STUDENT DISCIPLINE

Recommended revisions to this local policy are to clarify circumstances when restraint may be used generally and to more prominently address restraint of a student who receives special education services.

#### FOF(LEGAL)

#### STUDENT DISCIPLINE: STUDENTS WITH DISABILITIES

Revised Administrative Code rules, effective June 7, 2022, regarding restraint and time-out are included beginning on page 10. A statement has been amended to refer to new documentation and notification requirements in 19 Administrative Code 89.1053(e). Other changes include citations to revised Administrative Code rules.

**DICKINSON INDEPENDENT SCHOOL DISTRICT**  
**BOARD AGENDA DOCUMENT**

**Meeting Date:** March 7, 2023  
**Item Title:** Engage Auditor for the 2022-2023 Fiscal Year  
**Agenda Item:** Ryan Boone/Kelly Logsdon/Leslie Hudson

**Background Information:**

The audit firm of Mays & Associates PLLC proposal is attached for them to serve as the District Auditor for the 2022-2023 fiscal year. The maximum fee, not to exceed \$58,500, is the same as last year.

**Recommendation:**

The Superintendent, Deputy Superintendent for Business and Operations, Executive Director of Business Operations and Executive Director of Payroll recommend approval of the firm of Mays & Associates PLLC to serve as the District auditor for the 2022-2023 fiscal year.

**Action Item:**   X   Yes        No

**Motion made by** \_\_\_\_\_ **seconded by** \_\_\_\_\_ **vote**



**MAYS & ASSOCIATES** PLLC  
CERTIFIED PUBLIC ACCOUNTANTS

March 1, 2023

Board of Trustees  
Dickinson Independent School District  
Dickinson, Texas

Dear Trustees:

We are pleased to confirm our understanding of the services we are to provide for Dickinson Independent School District (the District) for the year ending August 31, 2023.

**Audit Scope and Objectives**

We will audit the financial statements of the governmental activities, each major fund, and the aggregate remaining fund information, including the disclosures, which collectively comprise the basic financial statements, of the District as of and for year ending August 31, 2023. Accounting standards generally accepted in the United States of America (GAAP) provide for certain required supplementary information (RSI), such as management's discussion and analysis (MD&A), to supplement the District's basic financial statements. Such information, although not a part of the basic financial statements, is required by the Governmental Accounting Standards Board who considers it to be an essential part of financial reporting for placing the basic financial statements in an appropriate operational, economic, or historical context. As part of our engagement, we will apply certain limited procedures to the District's RSI in accordance with auditing standards generally accepted in the United States of America (GAAS). These limited procedures will consist of inquiries of management regarding the methods of preparing the information and comparing the information for consistency with management's responses to our inquiries, the basic financial statements, and other knowledge we obtained during our audit of the basic financial statements. We will not express an opinion or provide any assurance on the information because the limited procedures do not provide us with sufficient appropriate evidence to express an opinion or provide any assurance. The following RSI is required by GAAP and will be subjected to certain limited procedures, but will not be audited:

- Management's Discussion and Analysis
- Budgetary Comparison Schedule – General Fund
- Pension Plan Schedules
- Other Post-employment Benefit Plan Schedules

We have also been engaged to report on supplementary information other than RSI that accompanies the District's financial statements. We will subject the following supplementary information to the auditing procedures applied in our audit of the financial statements and certain additional procedures, including comparing and reconciling such information directly to the underlying accounting and other records used to prepare the financial statements or to the financial statements themselves, and other additional procedures in accordance with GAAS, and we will provide an opinion on it in relation to the financial statements as a whole, in a report combined with our auditor's report on the financial statements:

- Schedule of Expenditures of Federal Awards
- Combining Balance Sheet – Non-major Governmental Funds
- Combining Statement of Revenues, Expenditures, and Changes in Fund Balance – Non-major Governmental Funds
- Schedule of Delinquent Taxes Receivable
- Budgetary Comparison Schedule – Child Nutrition
- Budgetary Comparison Schedule – Debt Service Fund

- Schedule of State Compensatory and Bilingual Education Program Expenditures

Our audit will also include the performance of certain audit procedures for the purpose of reviewing the accuracy of fiscal information provided by the District through the Public Education Information Management System (PEIMS), as required by Section 44.008(b) of the Texas Education Code.

The objectives of our audit are to obtain reasonable assurance about whether the financial statements as a whole are free from material misstatement, whether due to fraud or error, and issue an auditor's report that includes our opinions about whether your financial statements are fairly presented, in all material respects, in conformity with GAAP, and report on the fairness of the supplementary information referred to in the second paragraph when considered in relation to the financial statements as a whole. Reasonable assurance is a high level of assurance but is not absolute assurance and therefore is not a guarantee that an audit conducted in accordance with GAAS and *Government Auditing Standards* will always detect a material misstatement when it exists. Misstatements, including omissions, can arise from fraud or error and are considered material if there is a substantial likelihood that, individually or in the aggregate, they would influence the judgment of a reasonable user made based on the financial statements. The objectives also include reporting on:

- Internal control over financial reporting and compliance with provisions of laws, regulations, contracts, and award agreements, noncompliance with which could have a material effect on the financial statements in accordance with *Government Auditing Standards*.
- Internal control over compliance related to major programs and an opinion (or disclaimer of opinion) on compliance with federal statutes, regulations, and the terms and conditions of federal awards that could have a direct and material effect on each major program in accordance with the Single Audit Act Amendments of 1996 and Title 2 U.S. *Code of Federal Regulations* (CFR) Part 200, *Uniform Administrative Requirements, Cost Principles, and Audit Requirements for Federal Awards* (Uniform Guidance).

#### **Auditors' Responsibilities for the Audit of the Financial Statements and Single Audit**

We will conduct our audit in accordance with GAAS; the standards for financial audits contained in *Government Auditing Standards*, issued by the Comptroller General of the United States; the Single Audit Act Amendments of 1996; and the provisions of the Uniform Guidance, and will include tests of accounting records, a determination of major program(s) in accordance with Uniform Guidance, and other procedures we consider necessary to enable us to express such opinions. As part of an audit in accordance with GAAS and *Government Auditing Standards*, we exercise professional judgment and maintain professional skepticism throughout the audit.

We will evaluate the appropriateness of accounting policies used and the reasonableness of significant accounting estimates made by management. We will also evaluate the overall presentation of the financial statements, including the disclosures, and determine whether the financial statements represent the underlying transactions and events in a manner that achieves fair presentation. We will plan and perform the audit to obtain reasonable assurance about whether the financial statements are free of material misstatement, whether from (1) errors, (2) fraudulent financial reporting, (3) misappropriation of assets, or (4) violations of laws or governmental regulations that are attributable to the District or to acts by management or employees acting on behalf of the government. Because the determination of waste and abuse is subjective, *Government Auditing Standards* do not expect auditors to perform specific procedures to detect waste or abuse in financial audits nor do they expect auditors to provide reasonable assurance of detecting waste or abuse.

Because of the inherent limitations of an audit, combined with the inherent limitations of internal control, and because we will not perform a detailed examination of all transactions, there is an unavoidable risk that some material misstatements or noncompliance may not be detected by us, even though the audit is properly planned and performed in accordance with GAAS and *Government Auditing Standards*. In addition, an audit is not designed to detect immaterial misstatements or violations of laws or governmental regulations that do not have a direct and material effect on the financial statements or on major programs. However, we will inform the appropriate level of management of any material errors, any fraudulent financial

reporting, or misappropriation of assets that come to our attention. We will also inform the appropriate level of management of any violations of laws or governmental regulations that come to our attention, unless clearly inconsequential. We will include such matters in the reports required for a Single Audit. Our responsibility as auditors is limited to the period covered by our audit and does not extend to any later periods for which we are not engaged as auditors.

We will also conclude, based on the audit evidence obtained, whether there are conditions or events, considered in the aggregate, that raise substantial doubt about the District's ability to continue as a going concern for a reasonable period of time.

Our procedures will include tests of documentary evidence supporting the transactions recorded in the accounts, tests of the physical existence of inventories, and direct confirmation of receivables and certain assets and liabilities by correspondence with selected individuals, funding sources, creditors, and financial institutions. We will also request written representations from your attorneys as part of the engagement.

Planning has not concluded; therefore, we have not identified any significant risk(s) of material misstatement. If significant risk(s) are identified during fieldwork, we will communicate them to those charged with governance in a timely manner.

We may, from time to time and depending on the circumstances, use third-party service providers in serving your account. We may share confidential information about you with these service providers but remain committed to maintaining the confidentiality and security of your information. Accordingly, we maintain internal policies, procedures, and safeguards to protect the confidentiality of your personal information. In addition, we will secure confidentiality agreements with all service providers to maintain the confidentiality of your information and we will take reasonable precautions to determine that they have appropriate procedures in place to prevent the unauthorized release of your confidential information to others. In the event that we are unable to secure an appropriate confidentiality agreement, you will be asked to provide your consent prior to the sharing of your confidential information with the third-party service provider. Furthermore, we will remain responsible for the work provided by any such third-party service providers.

Our audit of financial statements does not relieve you of your responsibilities.

#### **Audit Procedures - Internal Control**

We will obtain an understanding of the District and its environment, including internal control relevant to the audit, sufficient to identify and assess the risks of material misstatement of the financial statements, whether due to error or fraud, and to design and perform audit procedures responsive to those risks and obtain evidence that is sufficient and appropriate to provide a basis for our opinions. The risk of not detecting a material misstatement resulting from fraud is higher than for one resulting from error, as fraud may involve collusion, forgery, intentional omissions, misrepresentation, or the override of internal control. Tests of controls may be performed to test the effectiveness of certain controls that we consider relevant to preventing and detecting errors and fraud that are material to the financial statements and to preventing and detecting misstatements resulting from illegal acts and other noncompliance matters that have a direct and material effect on the financial statements. Our tests, if performed, will be less in scope than would be necessary to render an opinion on internal control and, accordingly, no opinion will be expressed in our report on internal control issued pursuant to *Government Auditing Standards*.

As required by the Uniform Guidance, we will perform tests of controls over compliance to evaluate the effectiveness of the design and operation of controls that we consider relevant to preventing or detecting material noncompliance with compliance requirements applicable to each major federal award program. However, our tests will be less in scope than would be necessary to render an opinion on those controls and, accordingly, no opinion will be expressed in our report on internal control issued pursuant to the Uniform Guidance.

An audit is not designed to provide assurance on internal control or to identify significant deficiencies or material weaknesses. Accordingly, we will express no such opinion. However, during the audit, we will communicate to management and those charged with governance internal control related matters that are

required to be communicated under AICPA professional standards, *Government Auditing Standards*, and the Uniform Guidance.

### **Audit Procedures - Compliance**

As part of obtaining reasonable assurance about whether the financial statements are free of material misstatement, we will perform tests of the District's compliance with provisions of applicable laws, regulations, contracts, and agreements, including grant agreements. However, the objective of those procedures will not be to provide an opinion on overall compliance, and we will not express such an opinion in our report on compliance issued pursuant to *Government Auditing Standards*.

The Uniform Guidance requires that we also plan and perform the audit to obtain reasonable assurance about whether the auditee has complied with federal statutes, regulations, and the terms and conditions of federal awards applicable to major programs. Our procedures will consist of tests of transactions and other applicable procedures described in the *OMB Compliance Supplement* for the types of compliance requirements that could have a direct and material effect on each of the District's major programs. For federal programs that are included in the Compliance Supplement, our compliance and internal control procedures will relate to the compliance requirements that the Compliance Supplement identifies as being subject to audit. The purpose of these procedures will be to express an opinion on the District's compliance with requirements applicable to each of its major programs in our report on compliance issued pursuant to the Uniform Guidance.

### **Other Services**

We will also assist in preparing the financial statements, schedule of expenditures of federal awards, and related notes of the District in conformity with accounting principles generally accepted in the United States of America and the Uniform Guidance based on information provided by you. These nonaudit services do not constitute an audit under Government Auditing Standards and such services will not be conducted in accordance with Government Auditing Standards. We will perform the services in accordance with applicable professional standards. The other services are limited to the financial statements, schedule of expenditures of federal awards, and related notes services previously defined. We, in our sole professional judgment, reserve the right to refuse to perform any procedure or take any action that could be construed as assuming management responsibilities.

You agree to assume all management responsibilities for the financial statements, schedule of expenditures of federal awards, and related notes, and any other nonaudit services we provide. You will be required to acknowledge in the management representation letter our assistance with preparation of the financial statements, schedule of expenditures of federal awards, and related notes and that you have reviewed and approved the financial statements, schedule of expenditures of federal awards, and related notes prior to their issuance and have accepted responsibility for them. Further, you agree to oversee the nonaudit services by designating an individual, preferably from senior management, with suitable skill, knowledge, or experience; evaluate the adequacy and results of those services; and accept responsibility for them.

### **Responsibilities of Management for the Financial Statements and Single Audit**

Our audit will be conducted on the basis that you acknowledge and understand your responsibility for (1) designing, implementing, establishing, and maintaining effective internal controls relevant to the preparation and fair presentation of financial statements that are free from material misstatement, whether due to fraud or error, including internal controls over federal awards, and for evaluating and monitoring ongoing activities to help ensure that appropriate goals and objectives are met; (2) following laws and regulations; (3) ensuring that there is reasonable assurance that government programs are administered in compliance with compliance requirements; and (4) ensuring that management and financial information is reliable and properly reported. Management is also responsible for implementing systems designed to achieve compliance with applicable laws, regulations, contracts, and grant agreements. You are also responsible for the selection and application of accounting principles; for the preparation and fair presentation of the financial statements, schedule of expenditures of federal awards, and all accompanying information in conformity with accounting principles generally accepted in the United States of America; and for compliance with applicable laws and regulations (including federal statutes), rules, and the provisions of

contracts and grant agreements (including award agreements). Your responsibilities also include identifying significant contractor relationships in which the contractor has responsibility for program compliance and for the accuracy and completeness of that information.

You are also responsible for making drafts of financial statements, schedule of expenditures of federal awards, all financial records, and related information available to us and for the accuracy and completeness of that information (including information from outside of the general and subsidiary ledgers). You are also responsible for providing us with (1) access to all information of which you are aware that is relevant to the preparation and fair presentation of the financial statements, such as records, documentation, identification of all related parties and all related-party relationships and transactions, and other matters; (2) access to personnel, accounts, books, records, supporting documentation, and other information as needed to perform an audit under the Uniform Guidance; (3) additional information that we may request for the purpose of the audit; and (4) unrestricted access to persons within the government from whom we determine it necessary to obtain audit evidence. At the conclusion of our audit, we will require certain written representations from you about the financial statements; schedule of expenditures of federal awards; federal award programs; compliance with laws, regulations, contracts, and grant agreements; and related matters.

Your responsibilities include adjusting the financial statements to correct material misstatements and confirming to us in the management representation letter that the effects of any uncorrected misstatements aggregated by us during the current engagement and pertaining to the latest period presented are immaterial, both individually and in the aggregate, to the financial statements of each opinion unit taken as a whole.

You are responsible for the design and implementation of programs and controls to prevent and detect fraud, and for informing us about all known or suspected fraud affecting the District involving (1) management, (2) employees who have significant roles in internal control, and (3) others where the fraud could have a material effect on the financial statements. Your responsibilities include informing us of your knowledge of any allegations of fraud or suspected fraud affecting the District received in communications from employees, former employees, grantors, regulators, or others. In addition, you are responsible for identifying and ensuring that the District complies with applicable laws, regulations, contracts, agreements, and grants. You are also responsible for taking timely and appropriate steps to remedy fraud and noncompliance with provisions of laws, regulations, contracts, and grant agreements that we report. Additionally, as required by the Uniform Guidance, it is management's responsibility to evaluate and monitor noncompliance with federal statutes, regulations, and the terms and conditions of federal awards; take prompt action when instances of noncompliance are identified including noncompliance identified in audit findings; promptly follow up and take corrective action on reported audit findings; and prepare a summary schedule of prior audit findings and a separate corrective action plan. The summary schedule of prior audit findings should be available for our review prior to release of the report.

You are responsible for identifying all federal awards received and understanding and complying with the compliance requirements and for the preparation of the schedule of expenditures of federal awards (including notes and noncash assistance received, and COVID-19 related concepts, such as lost revenues, if applicable) in conformity with the Uniform Guidance. You agree to include our report on the schedule of expenditures of federal awards in any document that contains and indicates that we have reported on the schedule of expenditures of federal awards. You also agree to include the audited financial statements with any presentation of the schedule of expenditures of federal awards that includes our report thereon. Your responsibilities include acknowledging to us in the written representation letter that (1) you are responsible for presentation of the schedule of expenditures of federal awards in accordance with the Uniform Guidance; (2) you believe the schedule of expenditures of federal awards, including its form and content, is stated fairly in accordance with the Uniform Guidance; (3) the methods of measurement or presentation have not changed from those used in the prior period (or, if they have changed, the reasons for such changes); and (4) you have disclosed to us any significant assumptions or interpretations underlying the measurement or presentation of the schedule of expenditures of federal awards.

You are also responsible for the preparation of the other supplementary information, which we have been engaged to report on, in conformity with U.S. generally accepted accounting principles (GAAP). You agree to include our report on the supplementary information in any document that contains and indicates that we

have reported on the supplementary information. You also agree to include the audited financial statements with any presentation of the supplementary information that includes our report thereon. Your responsibilities include acknowledging to us in the written representation letter that (1) you are responsible for presentation of the supplementary information in accordance with GAAP; (2) you believe the supplementary information, including its form and content, is fairly presented in accordance with GAAP; (3) the methods of measurement or presentation have not changed from those used in the prior period (or, if they have changed, the reasons for such changes); and (4) you have disclosed to us any significant assumptions or interpretations underlying the measurement or presentation of the supplementary information.

Management is responsible for establishing and maintaining a process for tracking the status of audit findings and recommendations. Management is also responsible for identifying and providing report copies of previous financial audits, attestation engagements, performance audits, or other studies related to the objectives discussed in the Audit Scope and Objectives section of this letter. This responsibility includes relaying to us corrective actions taken to address significant findings and recommendations resulting from those audits, attestation engagements, performance audits, or studies. You are also responsible for providing management's views on our current findings, conclusions, and recommendations, as well as your planned corrective actions, for the report, and for the timing and format for providing that information. With regard to publishing the financial statements on your website, you understand that websites are a means of distributing information and, therefore, we are not required to read the information contained in those sites or to consider the consistency of other information on the website with the original document.

Additionally, the District will be responsible for ensuring that the audit reports are received by the Texas Education Agency (TEA) within 150 days of the close of the fiscal year. The District will further be responsible for ensuring that other appropriate governmental agencies receive copies of the audit reports according to instructions in the TEA's Financial Accountability System Resource Guide.

#### **Engagement Administration, Fees, and Other**

We understand that your employees will prepare all cash, accounts receivable, or other confirmations we request and will locate any documents selected by us for testing.

At the conclusion of the engagement, we will complete the appropriate sections of the Data Collection Form that summarizes our audit findings. It is management's responsibility to electronically submit the reporting package (including financial statements, schedule of expenditures of federal awards, summary schedule of prior audit findings, auditors' reports, and corrective action plan) along with the Data Collection Form to the federal audit clearinghouse. We will coordinate with you the electronic submission and certification. If applicable, we will provide copies of our report for you to include with the reporting package you will submit to pass-through entities. The Data Collection Form and the reporting package must be submitted within the earlier of 30 calendar days after receipt of the auditors' reports or nine months after the end of the audit period.

We will provide copies of our reports to the District; however, management is responsible for distribution of the reports and the financial statements. Unless restricted by law or regulation, or containing privileged and confidential information, copies of our reports are to be made available for public inspection.

The audit documentation for this engagement is the property of Mays & Associates, PLLC (the Firm) and constitutes confidential information. However, subject to applicable laws and regulations, audit documentation and appropriate individuals will be made available upon request and in a timely manner to the TEA or its designee, a federal agency providing direct or indirect funding, or the U.S. Government Accountability Office for purposes of a quality review of the audit, to resolve audit findings, or to carry out oversight responsibilities. We will notify you of any such request. If requested, access to such audit documentation will be provided under the supervision of Firm personnel. Furthermore, upon request, we may provide copies of selected audit documentation to the aforementioned parties. These parties may intend, or decide, to distribute the copies or information contained therein to others, including other governmental agencies.

The audit documentation for this engagement will be retained for a minimum of five years after the report release date or for any additional period requested by the TEA or Regional Office of Inspector General. If we are aware that a federal awarding agency, pass-through entity, or auditee is contesting an audit finding, we will contact the party(ies) contesting the audit finding for guidance prior to destroying the audit documentation.

Albert Garcia is the engagement partner and is responsible for supervising the engagement and signing the reports or authorizing another individual to sign them. We expect to begin our audit in June-July 2023 and to issue our reports no later than the January 2024 board meeting.

Our fees for these services will be at our standard hourly rates plus out-of-pocket costs (such as report reproduction, typing, postage, travel, copies, telephone, bank confirmation fees, etc.). We presently anticipate our fees to range between \$56,500 and \$58,500. Our standard hourly rates vary according to the degree of responsibility involved and the experience level of the personnel assigned to your audit. Our invoices for these fees will be rendered each month as work progresses and are payable on presentation. The above fee is based on anticipated cooperation from your personnel and the assumption that unexpected circumstances will not be encountered during the engagement. We will endeavor, of course, to keep our fees as low as possible. If significant additional time is necessary, we will keep you informed of any problems we encounter and our fees will be adjusted accordingly.

### Reporting

We will issue written reports upon completion of our Single Audit. Our reports will be addressed to the Board of Trustees of the District. Circumstances may arise in which our report may differ from its expected form and content based on the results of our audit. Depending on the nature of these circumstances, it may be necessary for us to modify our opinions, add a separate section, or add an emphasis-of-matter or other matter paragraph to our auditor's report, or if necessary, withdraw from this engagement. If our opinions are other than unmodified, we will discuss the reasons with you in advance. If for any reason, we are unable to complete the audit or are unable to form or have not formed opinions, we may decline to express opinions or issue reports, or we may withdraw from this engagement.

The *Government Auditing Standards* report on internal control over financial reporting and on compliance and other matters will state that (1) the purpose of the report is solely to describe the scope of testing of internal control and compliance and the results of that testing, and not to provide an opinion on the effectiveness of the entity's internal control or on compliance, and (2) the report is an integral part of an audit performed in accordance with *Government Auditing Standards* in considering the entity's internal control and compliance. The Uniform Guidance report on internal control over compliance will state that the purpose of the report on internal control over compliance is solely to describe the scope of testing of internal control over compliance and the results of that testing based on the requirements of the Uniform Guidance. Both reports will state that the report is not suitable for any other purpose.

We appreciate the opportunity to be of continued service to the District and believe this letter accurately summarizes the significant terms of our engagement. If you have any questions, please let us know. If you agree with the terms of our engagement as described in this letter, please sign and return it to us.

Very truly yours,

  
Mays & Associates, PLLC

RESPONSE:

This letter correctly sets forth the understanding of Dickinson Independent School District.

By: \_\_\_\_\_

Title: \_\_\_\_\_

Date: \_\_\_\_\_

**DICKINSON INDEPENDENT SCHOOL DISTRICT**

**BOARD AGENDA DOCUMENT**

**Meeting Date:** March 7, 2023

**Item Title:** Certification of Unopposed Candidate for the May 6, 2023 Board of Trustees Election

**Agenda Item:** Robert Cobb

**Background Information:**

Per Sections 2.051 - 2.053(a) of the Texas Election Code, Mike Mackey and Veanna Vasey have been certified as unopposed candidates for School Board Trustee Single Member District #1 and #2.

**Recommendation:**

The Superintendent and Assistant Superintendent for Administration recommend approval of the attached Certification of Unopposed Candidate for the May 6, 2023 Board of Trustees election.

**Action Item:**  Yes  No

Prescribed by Secretary of State  
Section 2.051 – 2.053, Texas Election Code

**DICKINSON INDEPENDENT SCHOOL DISTRICT  
CERTIFICATION OF UNOPPOSED CANDIDATE  
*CERTIFICACIÓN DE CANDIDATOS ÚNICOS***

**To: Presiding Officer of Governing Body**

*Al: Presidente de la entidad gobernante*

As the authority responsible for having the official ballot prepared, I hereby certify that the following candidates are unopposed for election to office for the election scheduled to be held on May 6, 2023.

*Como autoridad a cargo de la preparación de la boleta de votación oficial, por la presente certifico que los siguientes candidatos son candidatos únicos para elección para un cargo en la elección que se llevará a cabo el Mayo 6, 2023.*

**List office and name of candidates:**

*Lista de cargos y nombres de los candidatos:*

**Office (Cargo)**

**(Candidato)**

School Board Trustee Single Member District #1

School Board Trustee Single Member District #2

**Candidate**

Mike Mackey

Veanna Veasey

---

**Signature (Firma)**

***Corey Magliolo***

Printed name (*Nombre en letra de molde*)

President of Board of Trustees

Title (*Puesto*)

**March 7, 2023**

---

Date of Signing (*Fecha de firma*)

**DICKINSON INDEPENDENT SCHOOL DISTRICT  
BOARD AGENDA DOCUMENT**

**Meeting Date:** March 7, 2023

**Item Title:** Consent Agenda Items

**Agenda Item:** Carla Voelkel, Superintendent

**Background Information:**

The following items have been approved by review of the Board:

- Budget Amendments/Adjustments for February 9, 16, 23 and March 2, 2023
- Campus Fundraising Request-DHS Girls Soccer
- Campus Fundraising Request-DHS DECA
- Donation to DHS AFJROTC-San Leon American Legion
- Revised BOT Meeting Dates 2022-2023
- February 6, 2023 Minutes
- MOU Between DISD Gator Wellness Center and Resource and Crisis Center for Galveston County, Inc.
- MOU Between Gulf Coast Center – Recovery Services and Dickinson ISD
- Approval of Proposals Received-Welding Supplies, Equipment and Services for DISD Welding Program CTE #23-02-1058
- Donation to DHS FFA-multiple donors

**Recommendation:**

The Superintendent recommends the Board's ratification of the above consent items.

**Action Item:**     Yes             No