

Workshop Meeting
Monday, November 15, 2021 6:30 PM

Education Support Center
2218 FM 517
Dickinson, TX 77539

Agenda

1. Roll Call, Establish Quorum, Welcome Visitors
2. Public Comment: Agenda Items
3. Review Maps for Board of Trustees' Single Member Districts
4. Closed Executive Session
 - A. Section 551.072 - Real Property
5. Reconvene in Open Session
6. Adjournment

DICKINSON INDEPENDENT SCHOOL DISTRICT BOARD AGENDA DOCUMENT

Item Title: Public Comment: Agenda Items

Agenda Item: Carla Voelkel

Background Information:

The Board will hear from those in the audience who have completed the document for permission to address the Board this evening regarding agenda items per HB 2840. The Board President or Secretary will ask the individuals to speak in the order in which the completed document was received.

DICKINSON INDEPENDENT SCHOOL DISTRICT
BOARD AGENDA DOCUMENT

Meeting Date: November 15, 2021

Item Title: Review Maps for Board of Trustees' Single Member Districts

Agenda Item: Robert Cobb

Background Information:

The demographer will present a 4th Single Member District map option for the Board of Trustees to consider. He will also review the previous options presented. This collaborative discussion should lead to a final map for consideration at a later meeting.

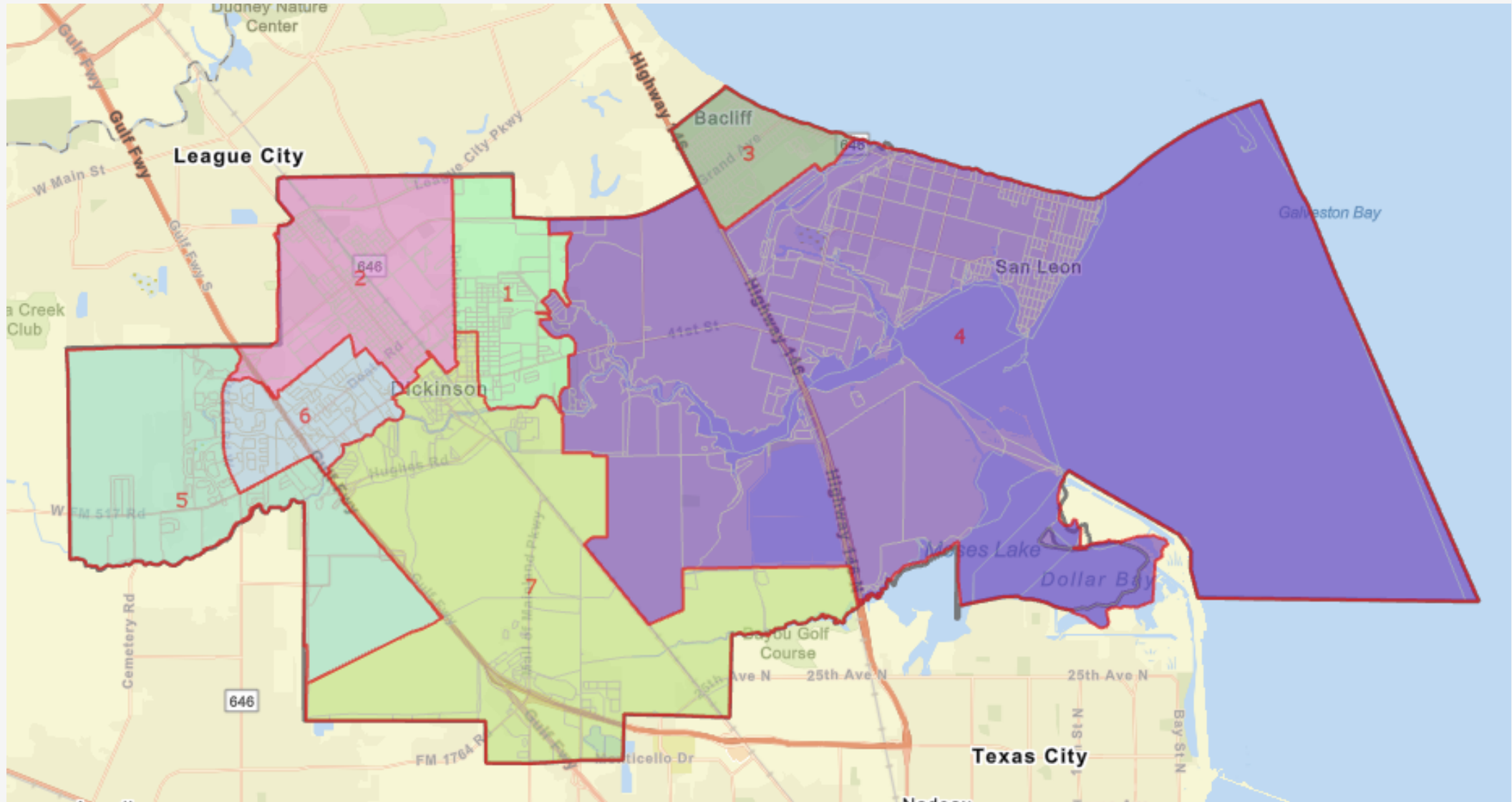
Recommendation:

Information/Discussion only

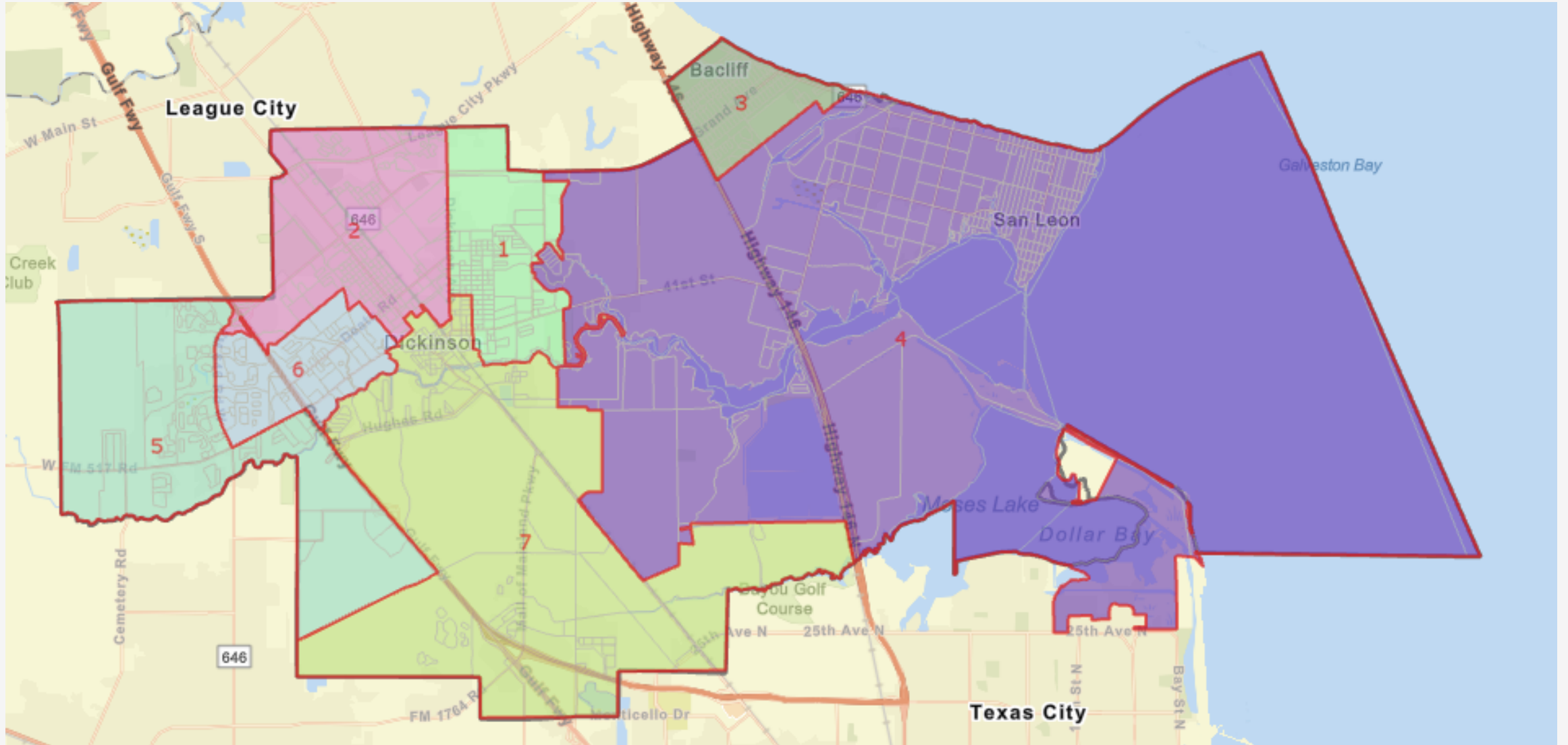
Action Item: _____ Yes No

Proposed Map Nos. 1-2

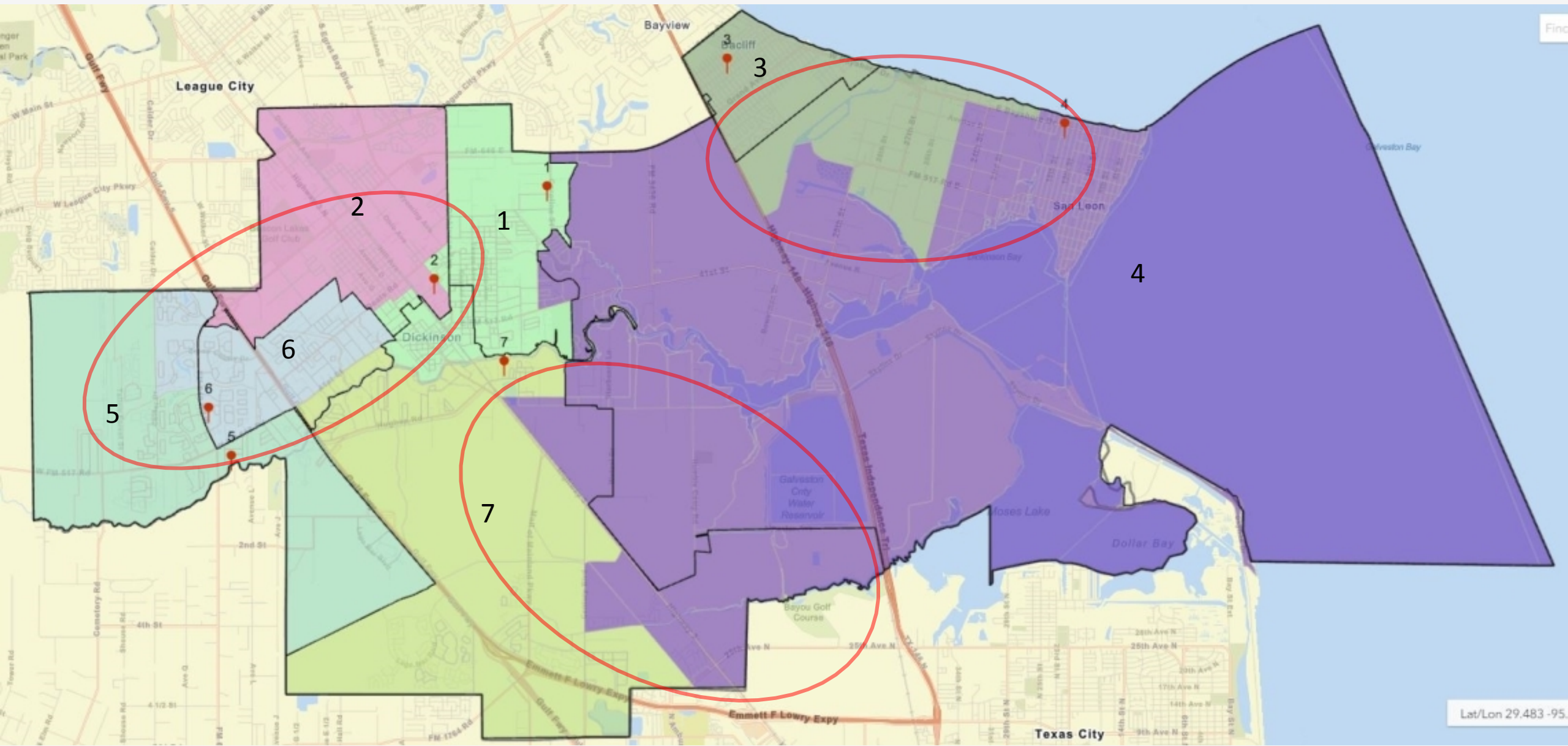
Current Board of Trustees Single Member Districts (2010 Census Blocks)



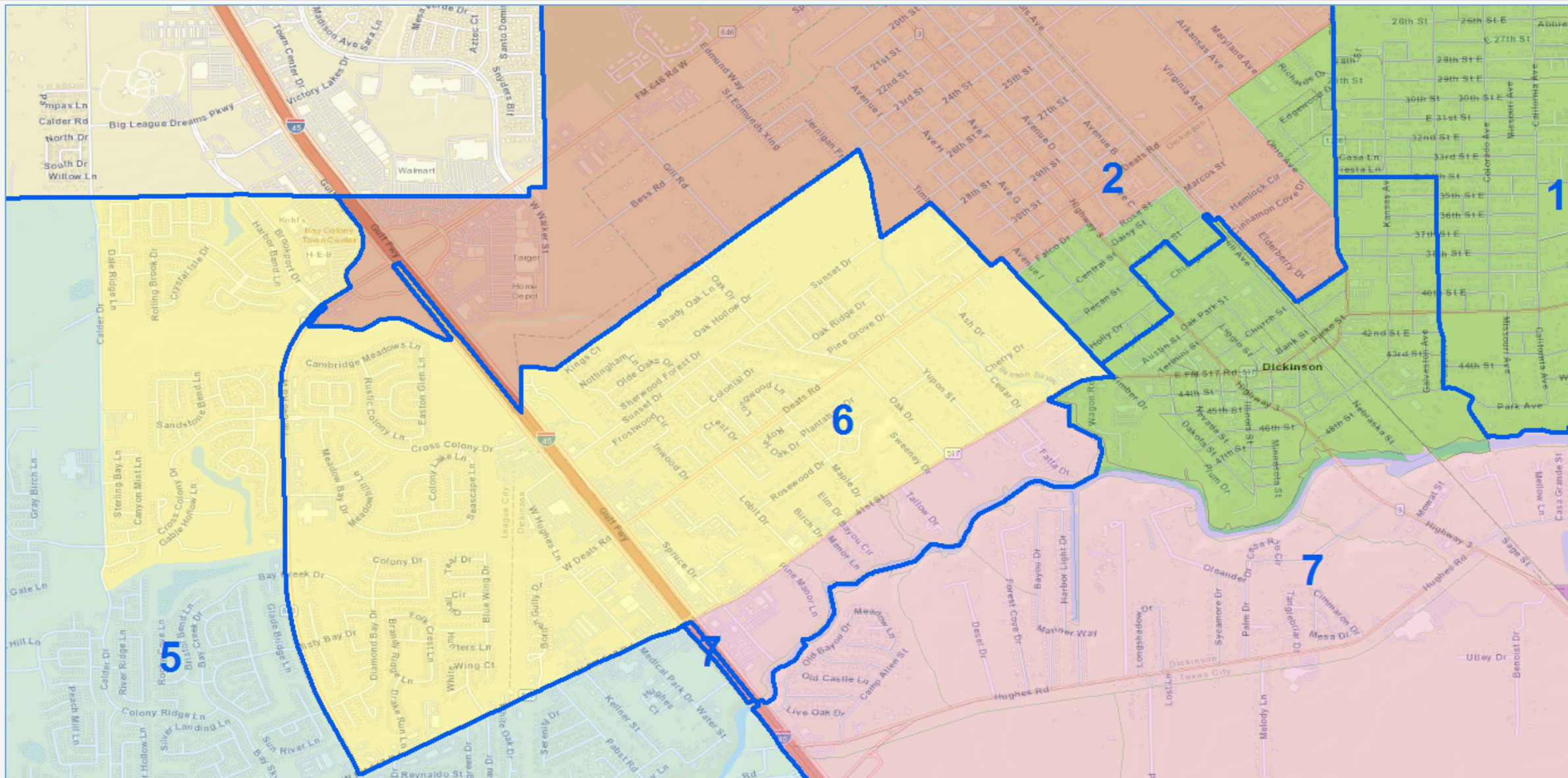
Current Board of Trustees Single Member Districts (2020 Census Blocks)



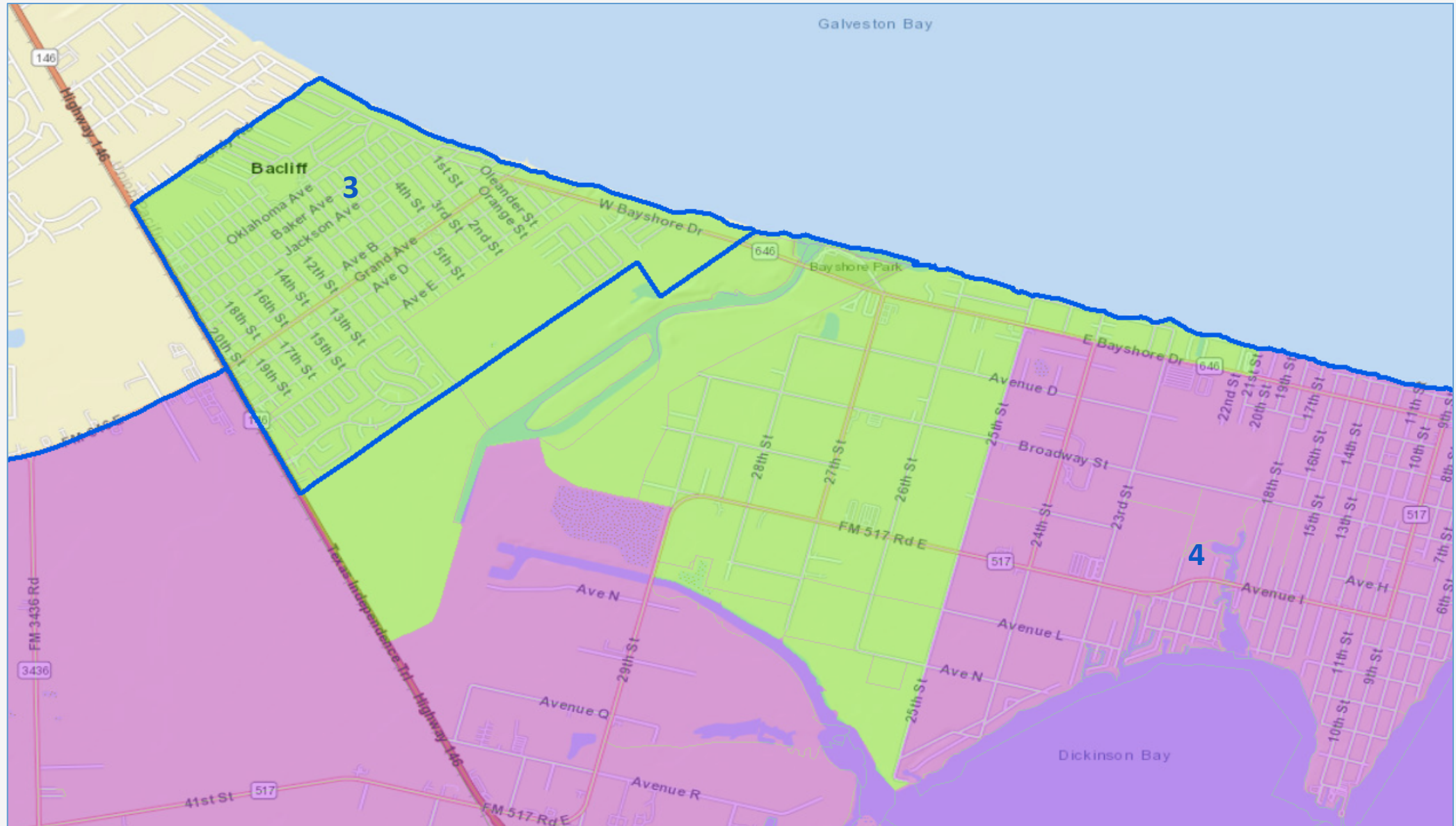
Proposed Map No. 1



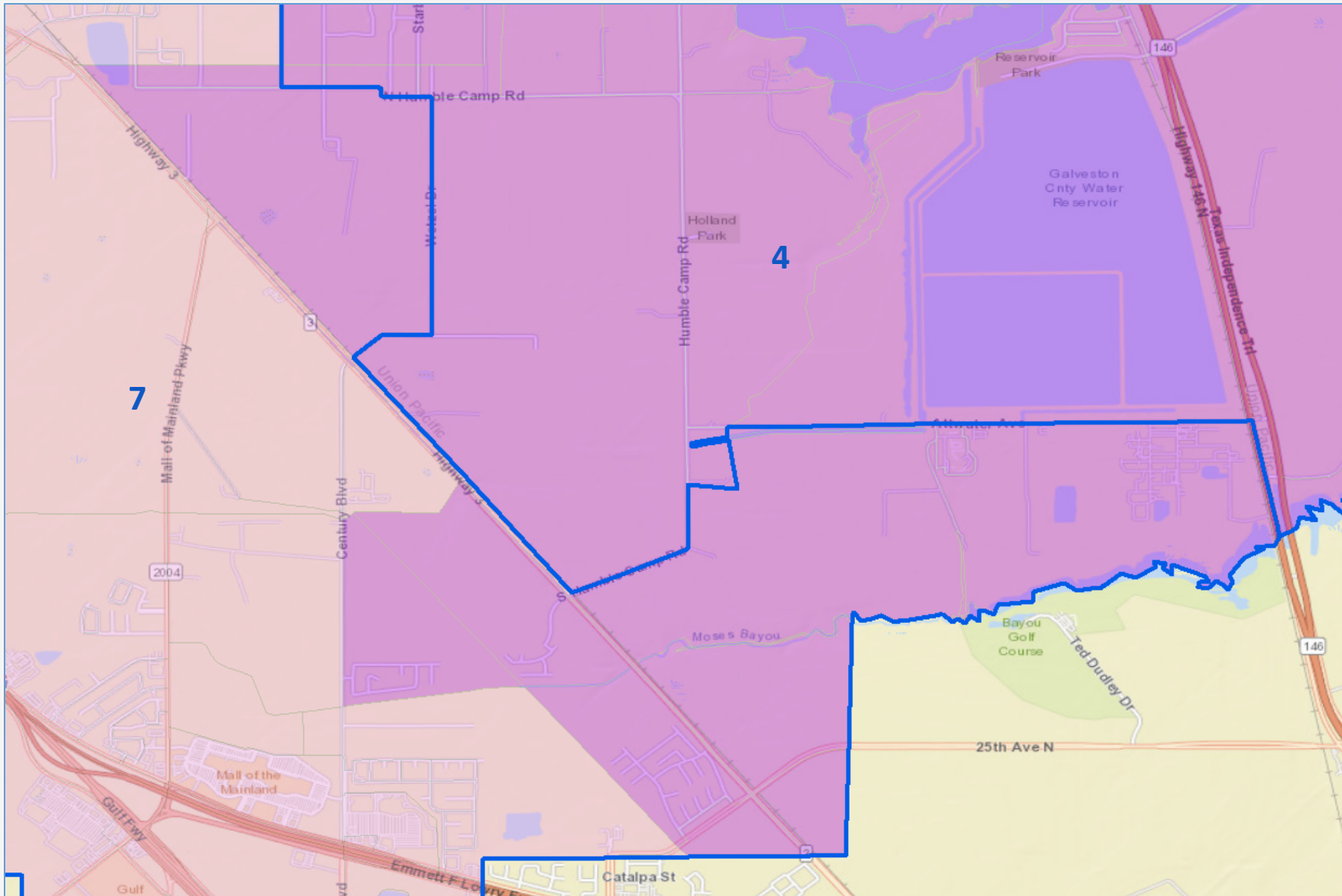
Proposed Map No. 1



Proposed Map No. 1



Proposed Map No. 1



Data for Proposed Map No. 1

2020 CENSUS TOTALS - CURRENT DISTRICT BOUNDARIES												
Trustee District	TOTAL POPULATION						TOTAL POPULATION PERCENTAGES					
	Anglo	Asian	Black	Hispanic	Other	Total	Anglo	Asian	Black	Hispanic	Other	Total
1	3,262	92	614	5,125	416	9,509	34.3%	1.0%	6.5%	53.9%	4.4%	100.0%
2	3,853	312	1,908	3,473	398	9,944	38.7%	3.1%	19.2%	34.9%	4.0%	100.0%
3	4,859	215	481	3,789	425	9,769	49.7%	2.2%	4.9%	38.8%	4.4%	100.0%
4	4,997	264	779	3,099	413	9,552	52.3%	2.8%	8.2%	32.4%	4.3%	100.0%
5	5,320	502	1,207	2,514	433	9,976	53.3%	5.0%	12.1%	25.2%	4.3%	100.0%
6	5,227	495	1,282	2,542	408	9,954	52.5%	5.0%	12.9%	25.5%	4.1%	100.0%
7	4,224	291	1,833	2,771	420	9,539	44.3%	3.1%	19.2%	29.0%	4.4%	100.0%
TOTALS	31,742	2,171	8,104	23,313	2,913	68,243	46.5%	3.2%	11.9%	34.2%	4.3%	100.0%
		7 DIST AVG		9,749	4.9% Percent Differential *							

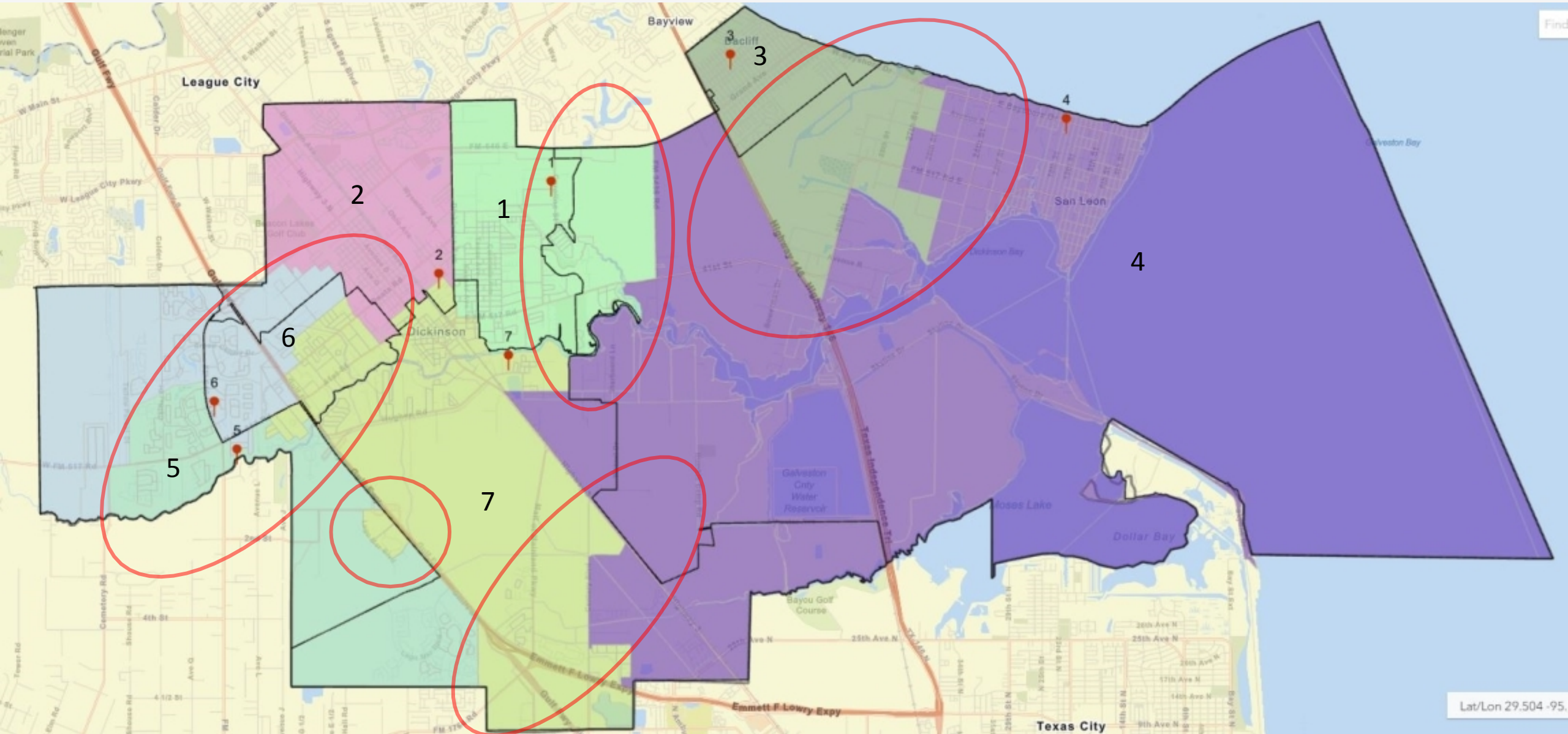
Trustee District	VOTING AGE POPULATION (VAP) PERCENTAGES						CITIZEN VOTING AGE POPULATION (CVAP) PERCENTAGES					
	Anglo	Asian	Black	Hispanic	Other	Total	Anglo	Asian	Black	Hispanic	Other	Total
1	39.5%	1.2%	6.4%	48.9%	3.9%	100.0%	59.8%	1.9%	7.9%	27.9%	2.4%	100%
2	43.6%	3.4%	18.9%	30.6%	3.5%	100.0%	48.8%	4.6%	22.5%	22.6%	1.5%	100%
3	55.4%	2.7%	4.5%	33.3%	4.0%	100.0%	70.1%	2.9%	2.9%	23.8%	0.3%	100%
4	57.9%	3.1%	7.7%	27.1%	4.2%	100.0%	69.8%	4.9%	6.4%	16.6%	2.4%	100%
5	56.6%	5.6%	11.4%	22.6%	3.9%	100.0%	66.8%	4.5%	10.1%	13.5%	5.0%	100%
6	56.5%	5.3%	12.7%	22.2%	3.3%	100.0%	75.1%	4.7%	7.4%	11.5%	1.3%	100%
7	48.2%	3.4%	18.3%	25.8%	4.3%	100.0%	65.1%	1.9%	11.1%	18.5%	3.4%	100%
TOTALS	51.2%	3.5%	11.5%	29.9%	3.9%	100.0%	65.4%	3.6%	9.4%	19.4%	2.2%	100%

VAP: Voting Age Population

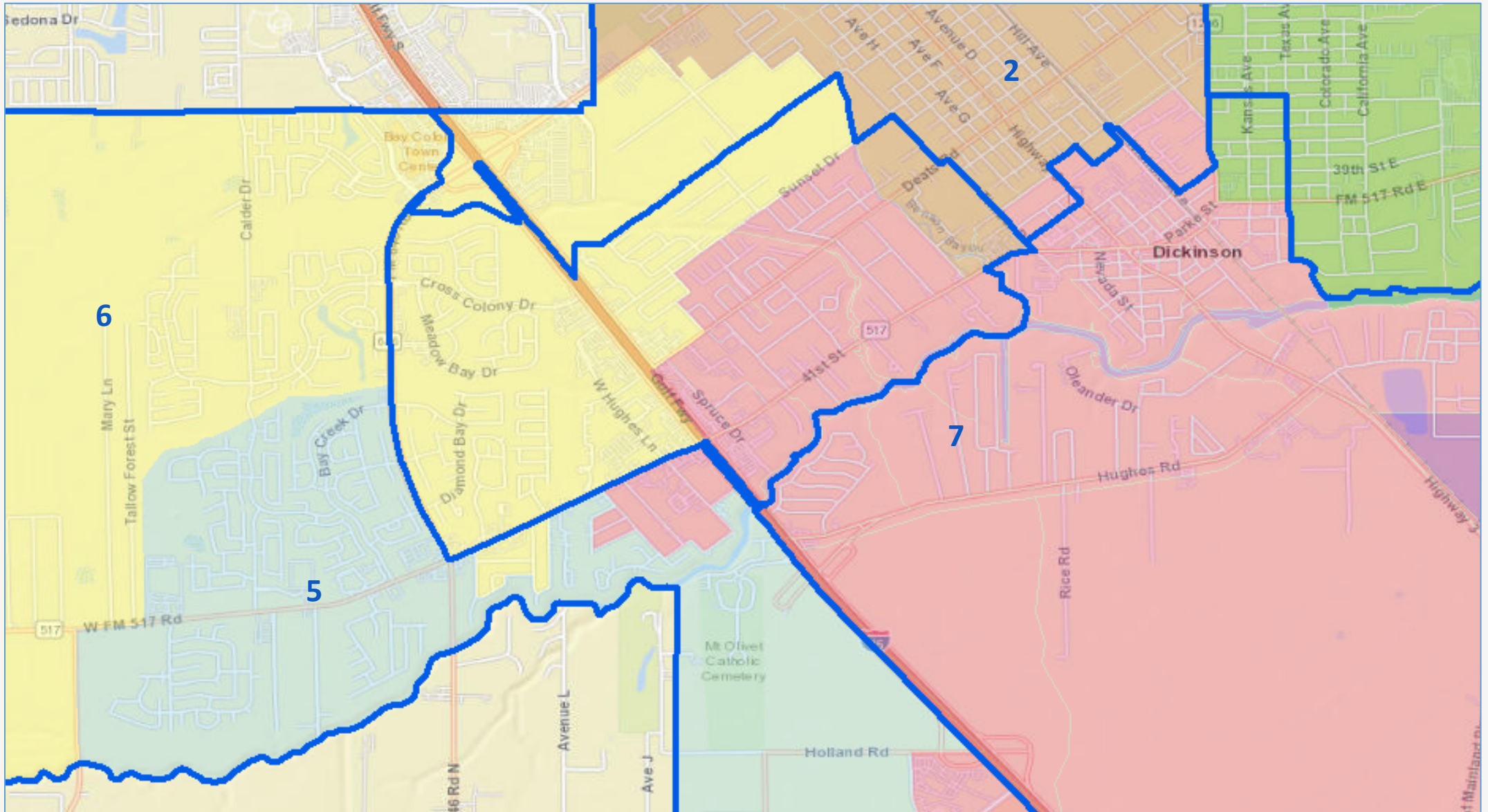
SOURCE: Total Population and Voting Age Population summarized from 2020 Census PL 94-171 Redistricting Data at the block level.

Citizen Voting Age Population data was extrapolated from 2010 Block Group Data using the 2015-2019 American Community Survey

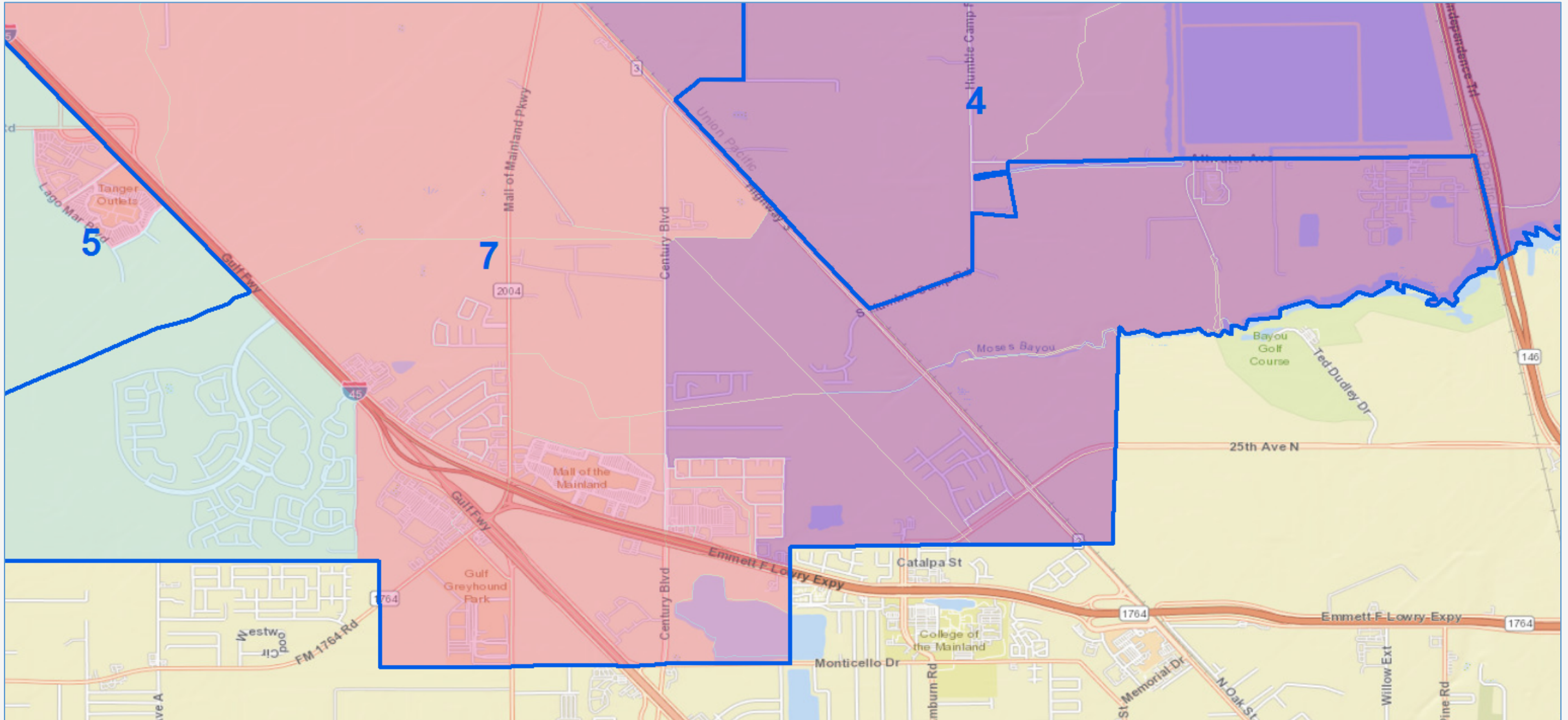
Proposed Map No. 2



Proposed Map No. 2



Proposed Map No. 2



Data for Proposed Map No. 2

2020 CENSUS TOTALS - CURRENT DISTRICT BOUNDARIES												
Trustee District	TOTAL POPULATION						TOTAL POPULATION PERCENTAGES					
	Anglo	Asian	Black	Hispanic	Other	Total	Anglo	Asian	Black	Hispanic	Other	Total
1	3,735	151	797	4,954	440	10,077	37.1%	1.5%	7.9%	49.2%	4.4%	100.0%
2	3,956	324	1,942	3,446	407	10,075	39.3%	3.2%	19.3%	34.2%	4.0%	100.0%
3	4,529	199	475	3,693	414	9,310	48.6%	2.1%	5.1%	39.7%	4.4%	100.0%
4	4,922	244	1,076	3,070	375	9,687	50.8%	2.5%	11.1%	31.7%	3.9%	100.0%
5	4,722	498	1,293	2,600	427	9,540	49.5%	5.2%	13.6%	27.3%	4.5%	100.0%
6	5,293	535	1,272	2,530	417	10,047	52.7%	5.3%	12.7%	25.2%	4.2%	100.0%
7	4,585	220	1,249	3,020	433	9,507	48.2%	2.3%	13.1%	31.8%	4.6%	100.0%
TOTALS	31,742	2,171	8,104	23,313	2,913	68,243	46.5%	3.2%	11.9%	34.2%	4.3%	100.0%
			7 DIST AVG	9,749			8.2% Percent Differential *					

Trustee District	VOTING AGE POPULATION (VAP) PERCENTAGES						CITIZEN VOTING AGE POPULATION (CVAP) PERCENTAGES					
	Anglo	Asian	Black	Hispanic	Other	Total	Anglo	Asian	Black	Hispanic	Other	Total
1	42.5%	1.9%	7.8%	43.8%	4.1%	100.0%	61.0%	3.5%	8.5%	25.5%	1.5%	100%
2	43.9%	3.5%	19.0%	30.0%	3.6%	100.0%	50.9%	4.1%	22.4%	20.7%	1.9%	100%
3	54.2%	2.6%	4.8%	34.3%	4.1%	100.0%	69.1%	2.6%	3.0%	24.9%	0.4%	100%
4	56.4%	2.8%	10.2%	26.8%	3.8%	100.0%	69.9%	3.9%	6.2%	17.6%	2.4%	100%
5	52.6%	6.1%	13.4%	24.1%	3.9%	100.0%	64.9%	5.3%	12.8%	13.8%	3.3%	100%
6	56.3%	5.6%	12.2%	22.3%	3.5%	100.0%	73.1%	5.3%	6.3%	11.8%	3.4%	100%
7	53.2%	2.4%	12.2%	28.0%	4.2%	100.0%	67.8%	1.5%	8.8%	18.8%	3.1%	100%
TOTALS	51.2%	3.5%	11.5%	29.9%	3.9%	100.0%	65.4%	3.6%	9.4%	19.4%	2.2%	100%

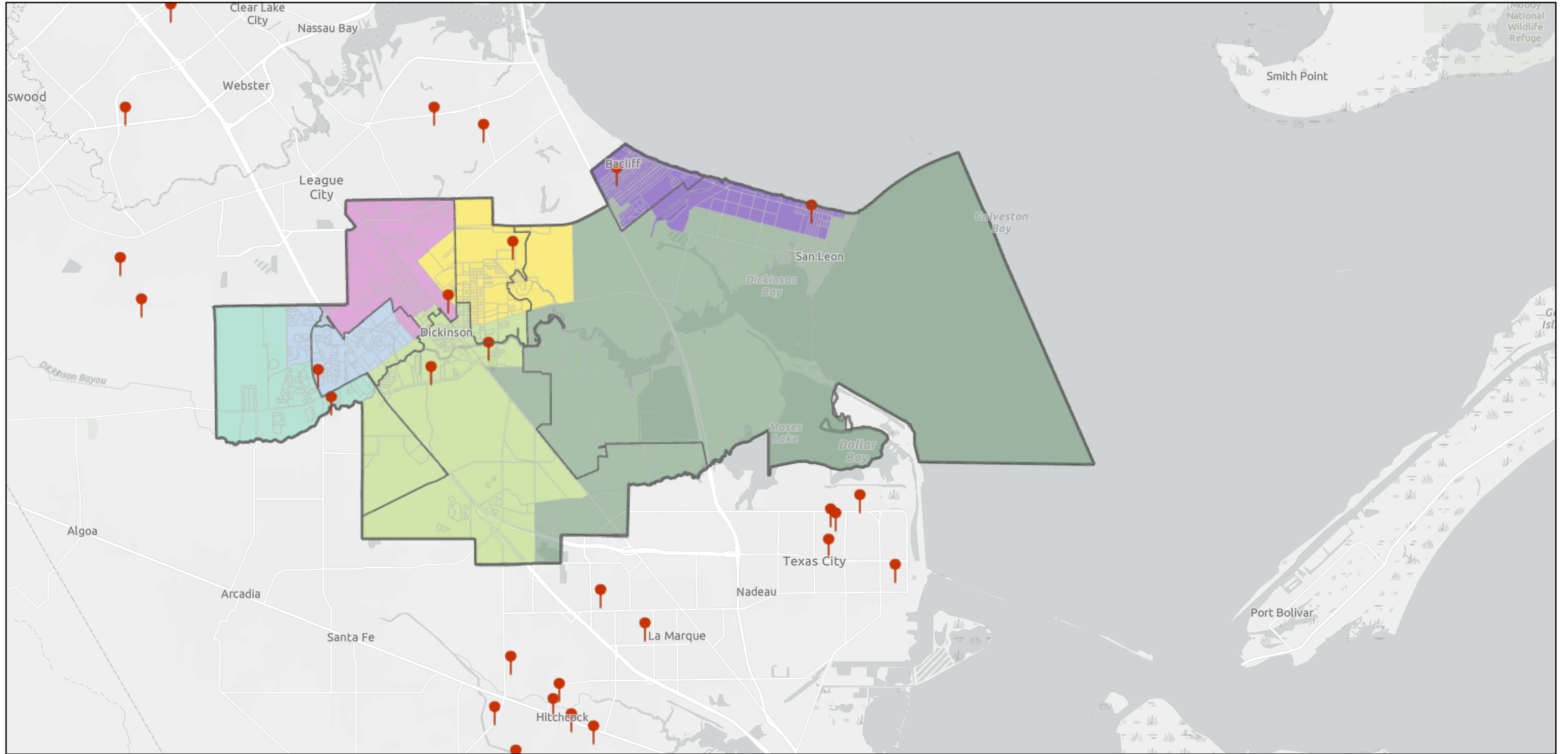
VAP: Voting Age Population

SOURCE: Total Population and Voting Age Population summarized from 2020 Census PL 94-171 Redistricting Data at the block level.

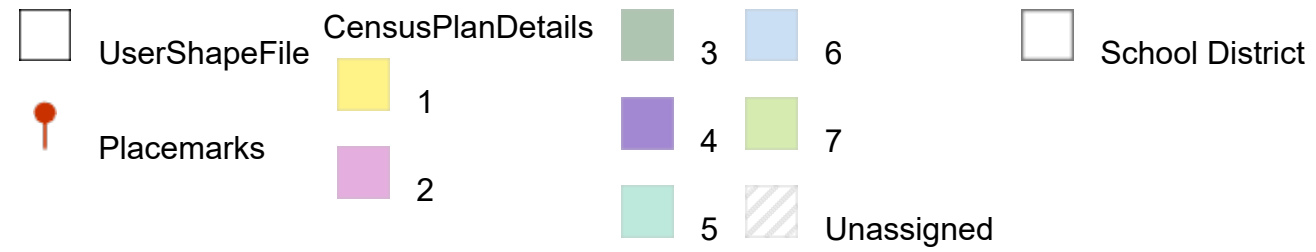
Citizen Voting Age Population data was extrapolated from 2010 Block Group Data using the 2015-2019 American Community Survey

THANK YOU!

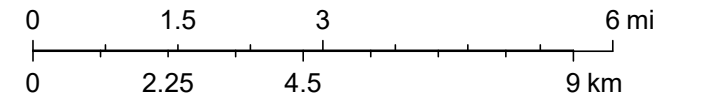
Option 3



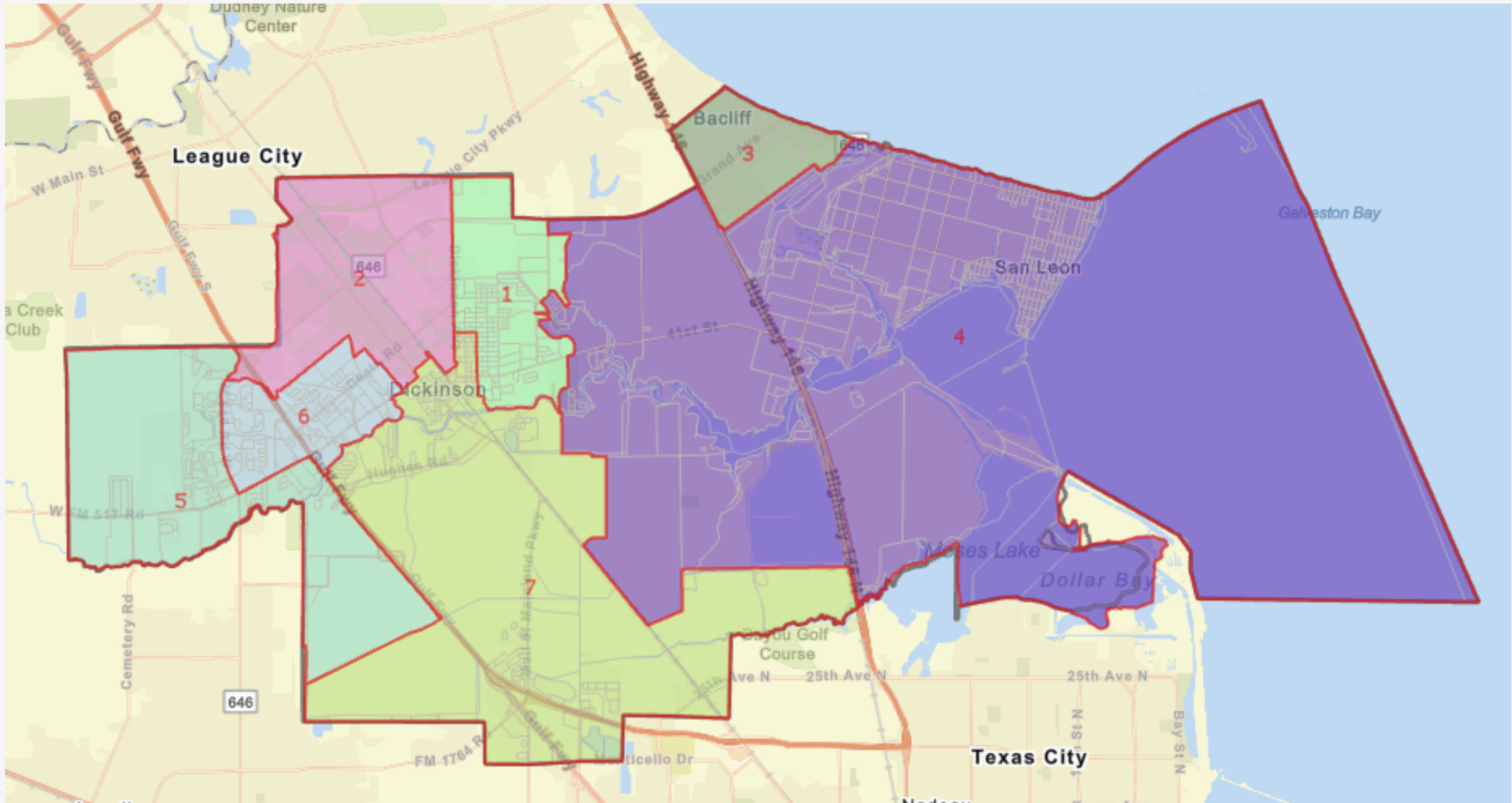
11/2/2021



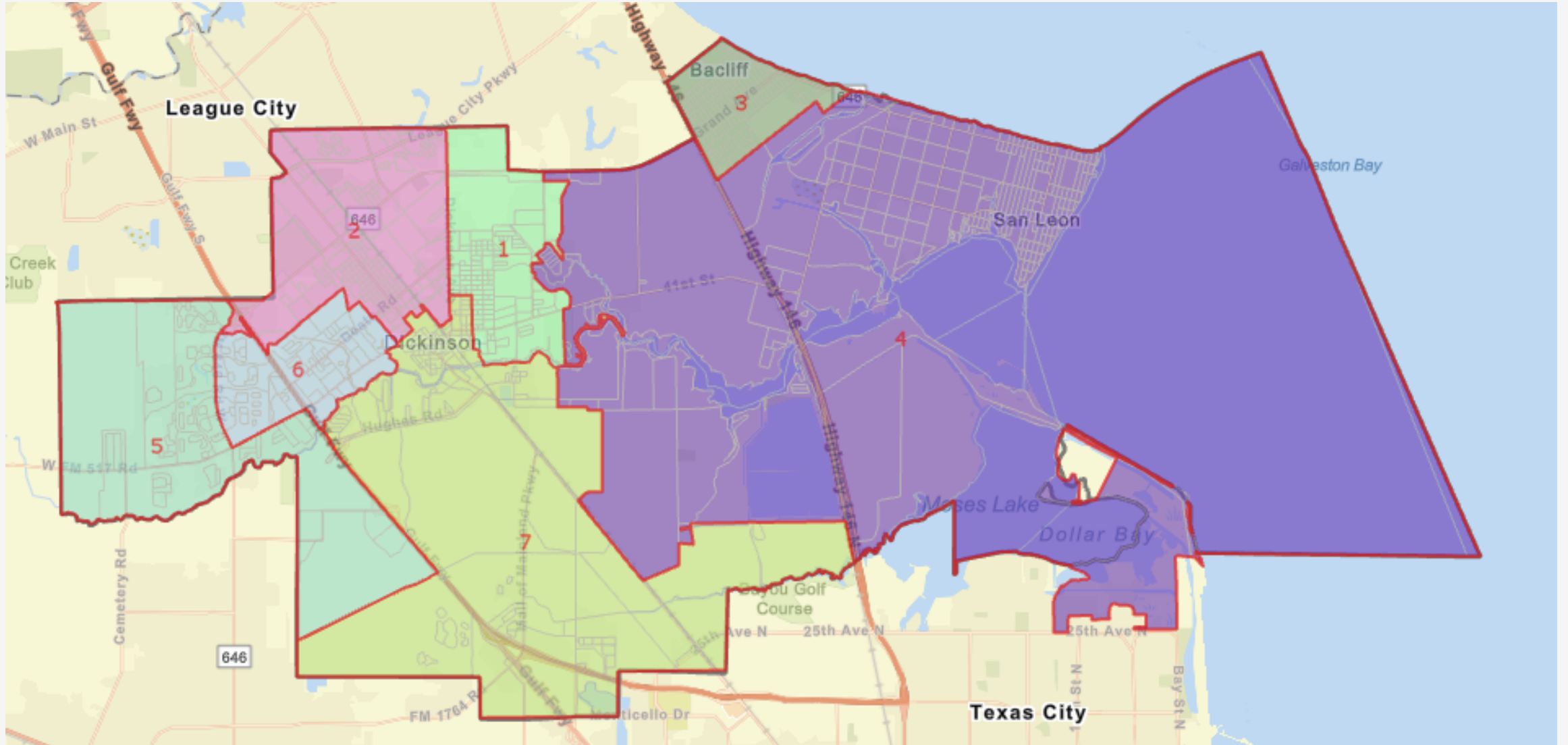
1:144,448



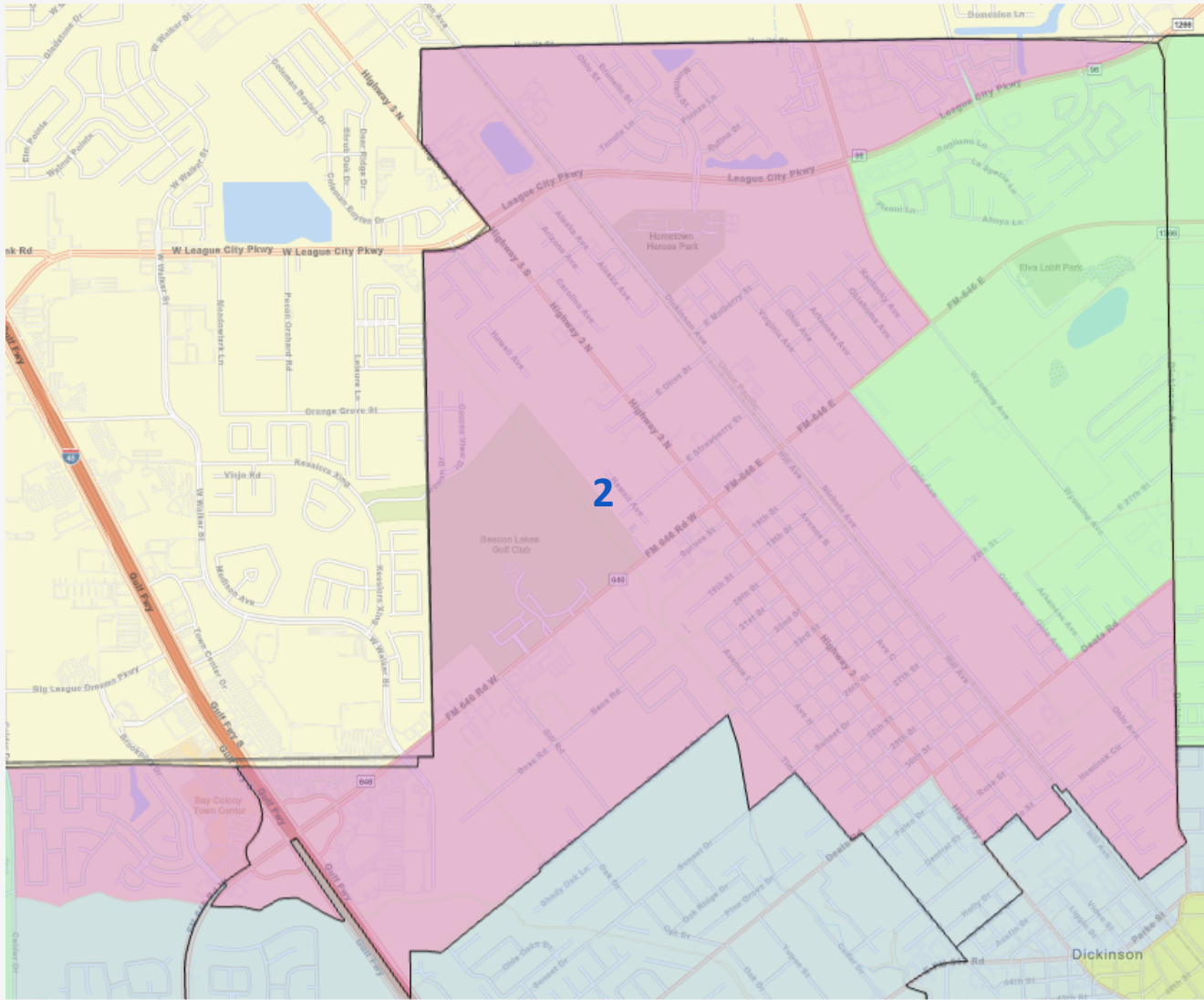
Current Board of Trustees Single Member Districts (2010 Census Blocks)



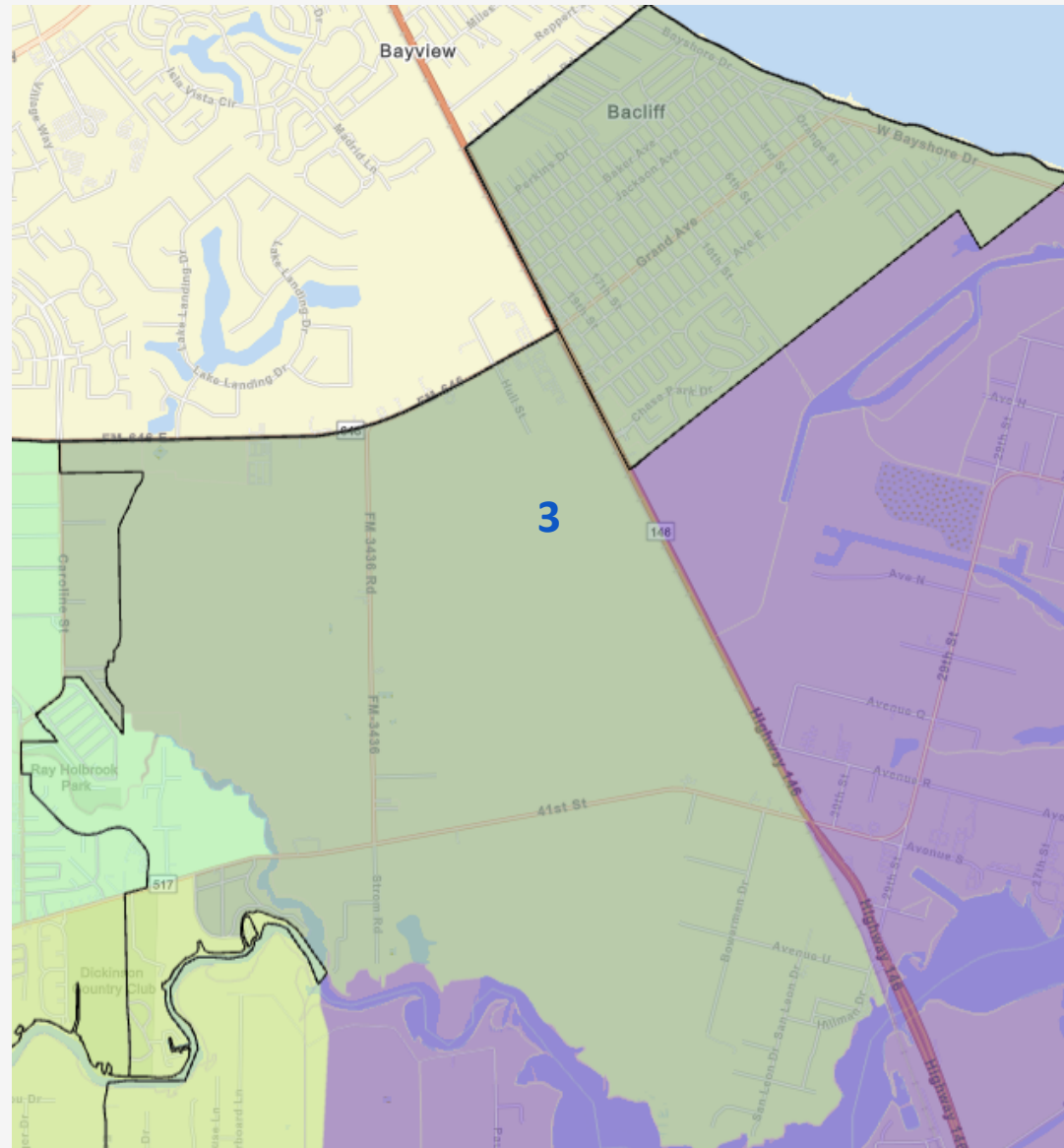
Current Board of Trustees Single Member Districts (2020 Census Blocks)



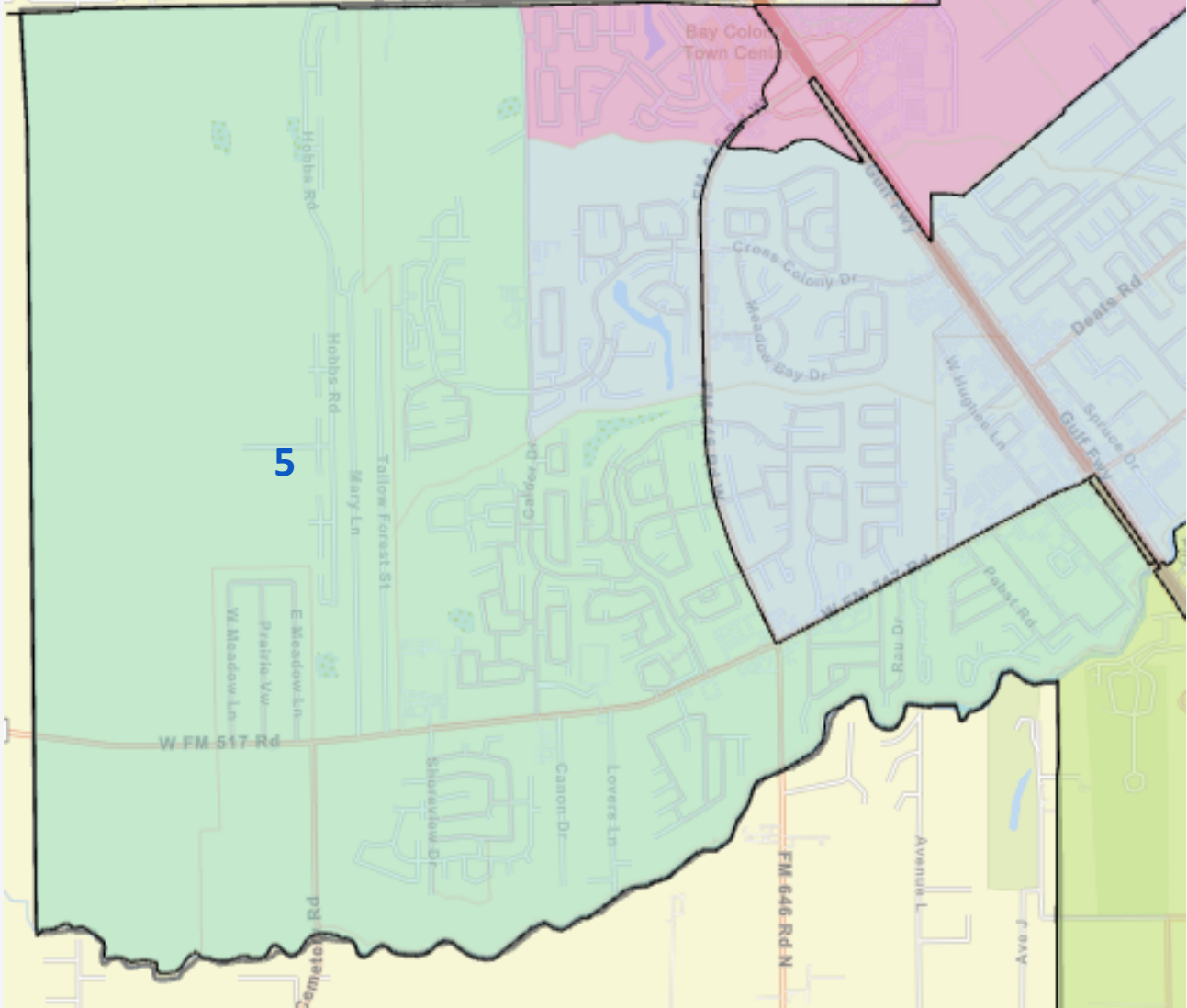
Proposed Map No. 4



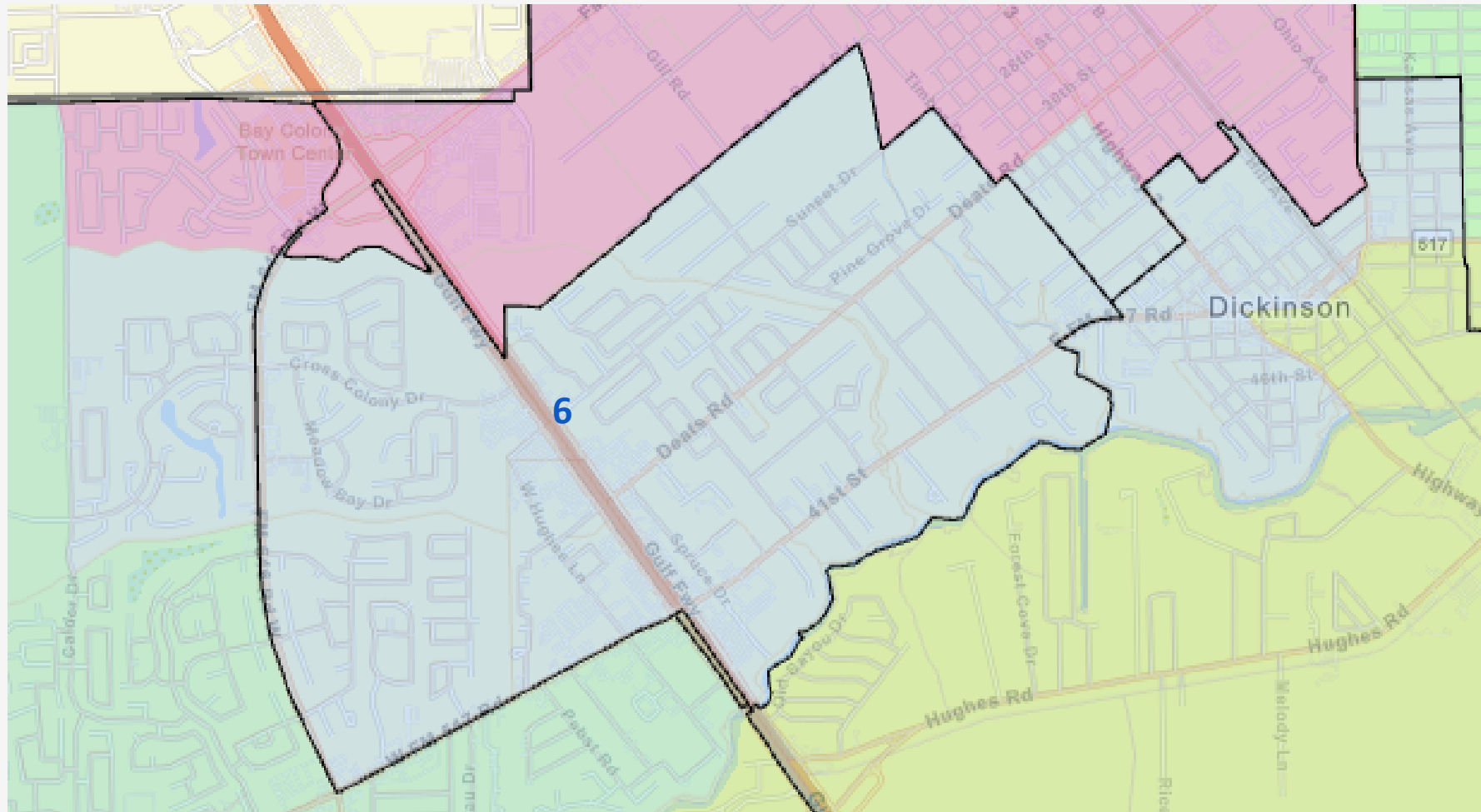
Proposed Map No. 4



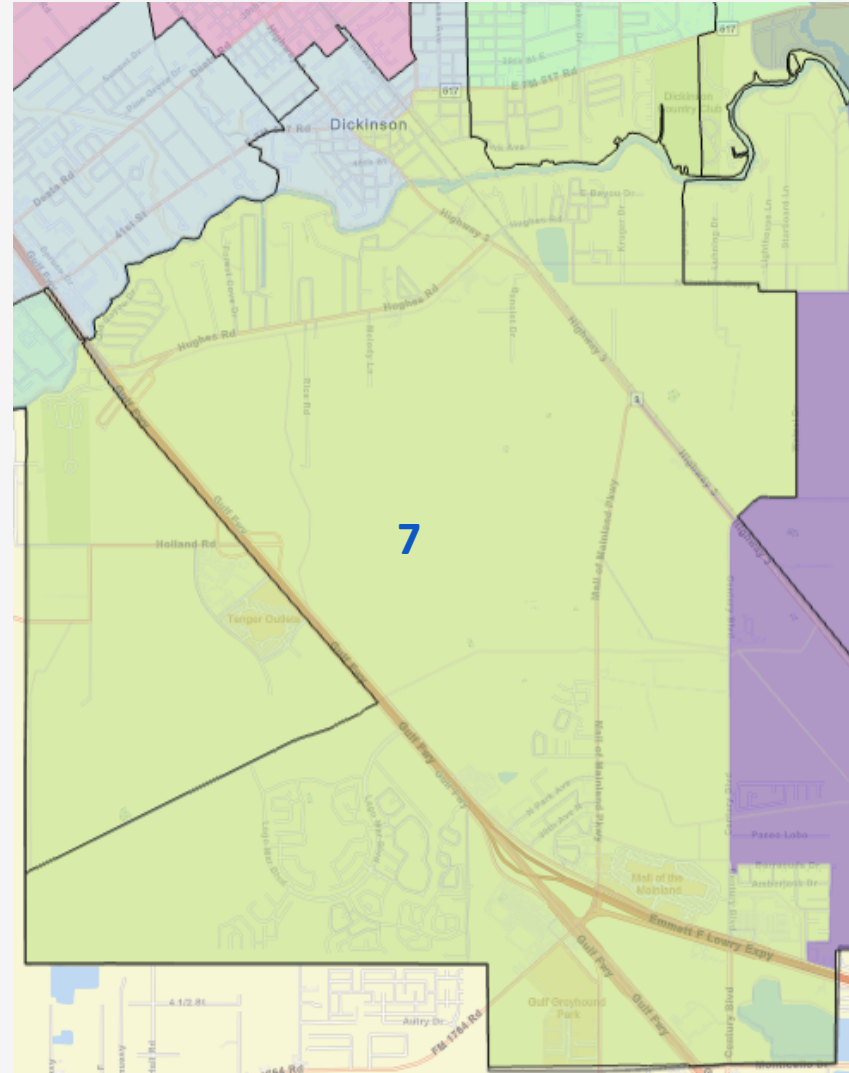
Proposed Map No. 4



Proposed Map No. 4



Proposed Map No. 4



Data for Proposed Map No. 4

Trustee District	TOTAL POPULATION						TOTAL POPULATION PERCENTAGES					
	Anglo	Asian	Black	Hispanic	Other	Total	Anglo	Asian	Black	Hispanic	Other	Total
1	3,726	204	940	4,883	408	10,161	36.7%	2.0%	9.3%	48.1%	4.0%	100.0%
2	3,918	335	1,932	3,357	384	9,926	39.5%	3.4%	19.5%	33.8%	3.9%	100.0%
3	4,320	191	485	3,926	394	9,316	46.4%	2.1%	5.2%	42.1%	4.2%	100.0%
4	4,978	244	1,065	3,134	416	9,837	50.6%	2.5%	10.8%	31.9%	4.2%	100.0%
5	5,037	478	1,140	2,360	395	9,410	53.5%	5.1%	12.1%	25.1%	4.2%	100.0%
6	5,243	419	1,151	2,861	464	10,138	51.7%	4.1%	11.4%	28.2%	4.6%	100.0%
7	4,520	300	1,391	2,792	452	9,455	47.8%	3.2%	14.7%	29.5%	4.8%	100.0%
TOTALS	31,742	2,171	8,104	23,313	2,913	68,243	46.5%	3.2%	11.9%	34.2%	4.3%	100.0%

7 DIST AVG 9,749 9.1% Percent Differential *

Trustee District	VOTING AGE POPULATION (VAP) PERCENTAGES					
	Anglo	Asian	Black	Hispanic	Other	Total
1	41.8%	2.4%	9.4%	42.7%	3.7%	100.0%
2	43.8%	3.5%	19.3%	30.1%	3.4%	100.0%
3	52.1%	2.5%	5.0%	36.6%	3.8%	100.0%
4	56.2%	2.8%	9.9%	27.0%	4.1%	100.0%
5	56.6%	5.7%	11.5%	22.5%	3.7%	100.0%
6	56.2%	4.5%	10.9%	24.6%	3.7%	100.0%
7	52.1%	3.5%	13.9%	25.9%	4.7%	100.0%
TOTALS	51.2%	3.5%	11.5%	29.9%	3.9%	100.0%

DICKINSON INDEPENDENT SCHOOL DISTRICT

EXECUTIVE BOARD AGENDA DOCUMENT

Meeting Date: November 15, 2021

Item Title: Executive Session

Agenda Item: President of the Board

The Board President will reconvene the Board to meet in Executive Session. If, during the course of the meeting covered by this Notice, the Board of Trustees should determine that a closed or executive meeting or session of the Board of Trustees is required, then such closed or executive meeting or session as authorized by **the Texas Open Meetings Act**, Texas Government Code **Section 551.001** et seq., will be held by the School Board at the date, hour, and place given in this Notice or as soon after the commencement of the meeting covered by this Notice as the School Board may conveniently meet in such closed or executive meeting or session concerning any and all purposes permitted by the Act, including but not limited to the following section(s) and purpose(s): Texas Government Code **Section 551.071** - Consultation with District's attorney regarding potential claim to be asserted by the District and concerning matters on which the attorney's duty to the District under the Texas Disciplinary Rules of Professional Conduct clearly conflicts with the Texas Open Meetings Laws; **Section 551.074** - for the purpose of considering the appointment, resignations, reassignment, evaluation, duties, discipline or dismissal of a public officer or employee or to hear complaints or charges against public officers or employees; **Section 551.082** school children; school district employees; disciplinary matter or complaint, and **Section 551.0821** for the purpose of considering a matter regarding a public school student where personally identifiable information about the student will necessarily be revealed by the deliberation.

Time To Executive Session: _____

Time Out of Executive Session: _____