

# Agenda of Regular Action Meeting

## The Board of Trustees Dickinson Independent School District

---

A Regular Action Meeting of the Board of Trustees of Dickinson Independent School District will be held March 1, 2021, beginning at 6:30 PM in the Education Support Center, 2218 FM 517, Dickinson, TX 77539.

The subjects to be discussed or considered or upon which any formal action may be taken are listed below. Items do not have to be taken in the same order as shown on this meeting notice. Unless removed from the consent agenda, items identified within the consent agenda will be acted on at one time.

*During the course of this meeting the Board of Trustees may determine that a closed meeting of the Board of Trustees is required, to discuss the items set forth below. Such closed meeting is authorized by the Texas Open Meetings Act, Texas Government Code Section 551.001 et seq. The closed meeting will be held by the School Board at the date, hour and place indicated in this Notice/Agenda or as soon after the commencement of the meeting covered by this Notice/ Agenda as the School Board may conveniently meet in such closed or executive meeting or session concerning any and all purposes permitted by the Act, including, but not limited to, the sections and purposes covered by the following sections of the Texas Government Code: 551.071, 551.072, 551.073, 551.074, 551.076, 551.082, 551.083, 551.084. Should any final action, decision or vote be required with regard to any matter considered in closed session, the final action, decision or vote shall be in the open meeting, or at a subsequent public meeting, with notice.*

1. Roll Call, Establish Quorum, Welcome Visitors
2. Pledge of Allegiance to the American and Texas Flags
3. Recognitions
- A. Big Impact Award 3
4. Public Comment: Agenda Items 7
5. Open Forum: Non agenda Items 8
6. Closed Executive Session
- A. Section 551.074 - Resignations, Retirements, New Hires
7. Action on Closed Executive Session Items
- A. Consider Approval of Resignations, Retirements, New Hires 9
8. Written Reports
- A. Tax Report for January 2021 and Year to Date 10
- B. Reading Report (MAP) Middle of Year Data 12
9. Contractor for Junior High #3 47
10. 2020-2021 TEA Waiver for Missed School Days Due to Winter Storm 48
11. Winter Storm Uri Resolution 101
12. Revise 2020-2021 Academic Calendar 104
13. Action Items 106

A. Engage Auditor for 2020-2021 Fiscal Year	107
B. Adoption for Instructional Materials Proclamation 2021	115
C. Certification of Unopposed Candidates for the May 1, 2021 Election	116
D. Consent Agenda Items	118
14. Adjournment	

---

*The notice for this meeting was posted in compliance with the Texas Open Meeting Act on Friday, February 26, 2021 at or before 4:30 p.m.*

*DISD complies with Title II and will make efforts to ensure that board meetings are accessible to qualified individuals with disabilities by furnishing appropriate auxiliary aids and services and making reasonable accommodations. Contact the Asst. Supt. for Administration at (281) 229-6024 should you need accessibility.*



---

Carla Voelkel

Superintendent of Schools

## DICKINSON INDEPENDENT SCHOOL DISTRICT BOARD AGENDA ITEM

**Meeting Date:** March 1, 2021

**Item Title:** Big Impact Award

**Agenda Item:** Kimberly Rich

### **Background Information:**

The Big Impact Award is an employee recognition award given once per month to individuals who make an impact by going above and beyond the call of duty. Honorees are nominated by peers, supervisors, or community members.

Big Impact Award Honorees exemplify these attributes:

1. Provides outstanding service to others
2. Assists others beyond normal expectations
3. Creates a positive impression of their department
4. Sacrifices their time and energy for the "Gator" good
5. Acts with honesty and integrity at all times

- **Kelly Agruso, Silbernagel Teacher**

- Ms. Shirrie Dixon, parent of Caylee Collins, submitted the following recognition to Mrs. Voelkel . . . I would like to have Caylee's teacher Ms. Agruso recognized. Teachers work so hard, they have to do in person teaching, zoom teaching, deal with masks, pick up the slack where parents don't, all the while trying to keep our kids on task. Caylee was having trouble with adding and subtracting double digits, I enrolled her in tutoring center but it was not helping much. I reached out to Ms. Agruso and she was eager to get Caylee the help she needed. She kept me informed and even placed her in small groups. Last night I sat with Caylee while doing her math homework and I was amazed at how she had learned how to work out the math problems. I asked her was it the tutoring that helped or Ms. Agruso, she said it was Ms. Agruso. She said Ms. Agruso is very helpful and patient. Education is so important, especially Math and this teacher needs to be acknowledged for her hard work and dedication especially during these times. I am forever grateful to her for getting Caylee back on track in such a short period of time. This goes to show you if parents communicate with teachers what they need, teachers are eager to help, they want the kids to succeed just as much as parents do.

- **Amy Cmaidalka, DISD Social & Emotional Learning Specialist**

- Amy is the perfect candidate for the Big Impact award because Amy makes a huge impact every single day. She has taken a vague job title "Social Emotional Specialist" and transformed the position to be noteworthy. Amy pours her heart and soul into being the best she can be for the students, the staff and the Dickinson community as a whole. She is truly a Gator at heart, and wants to make sure Gator Nation is well cared for. I am continuously impressed by how she accomplishes so much and I know it's because she eats, sleeps and breathes Gator Wellness. If you ever need a reminder of how great Amy is, please stop at the Gator Wellness Center and look around. Without Amy, the district would not have the magnitude of resources to help our students. Amy recently received an email from a student who said, "I didn't know where to go for help, but I thought maybe you could help me." Of course, Amy jumped right in to assist this student. Amy does an outstanding job representing DISD out in the community, and we are blessed she calls Dickinson her home.
- Amy goes above and beyond for the Social and Emotional Learning for all students. She is an advocate for the Dickinson ISD counseling department and has shown other districts that our counseling program should be a model for others. She understands how important mental health is for not only our students but the employees. Communication, gratitude, empathy and passion are a few words to describe Mrs. C. I am very proud of her hard work and dedication!
- I am nominating Amy because, coming into DISD, I was a counselor who was literally inexperienced at any of the roles a professional school counselor is trained to perform due to the performance of so many non-counseling duties in another school district. Joining the DISD counseling team under the leadership and gracefulness of Amy was extremely comforting and empowering. I believe her heart is probably shaped like a Gator! The love and concern she has for the social and emotional well-being of DISD students, families, and staff are to be recognized and commended. She has made a huge impact on all stakeholders' mental health, and she hasn't slowed down yet! She was the forerunner in our district receiving the Rebuild Grant, and I, along with the other counselors, went into professional school counselor boot camp! It has been an amazing run, and my entire career has literally been rebuilt in the most spectacular ways. Our students are emotionally and mentally stronger, and there is DATA to prove it! Rebuild has been a divine blessing. She has been awarded a few other grants that include more resources for students, families, and staff. She is a gator with grit that never quits, and I adore her, as do many others in the district. Her character, concern for other, and determined work ethic are traits to be admired. Words will never be able to cover all encountering Amazing Amy has done for my counselor friends, DISD staff, our students, our world, and me!

- Amy Cmaidalka is a genuine leader. She is selfless, hardworking, and never hesitates to support her counselors and students!
- It is fitting that the logo for the Gator Wellness Center is a heart - that is one of the biggest strengths you find in Amy Cmaidalka. She does everything with heart! I have seen her go above and beyond in everything she does - and she does it all with heart! Her tireless efforts to support students, staff, and families is felt everywhere in the Dickinson community. She is so resourceful, compassionate, and kind that other districts have reached out to her in need of support or resources, and as one would imagine, she leads with her heart to help those in need. There is no one more deserving to be recognized for having such impact in Dickinson ISD than Amy Cmaidalka. She is uplifting, supportive, and caring. Her impact is such that there is no one I trust more than Amy Cmaidalka to continue the vision, mission, and work of the Gator Wellness Center. Always there when you need her, she shows up, steps up, and gets to work tackling whatever challenge she faces and she does it with grace and a smile. She is successful at what she does and it is a privilege to get to work with her.
- Amy has done so much for our Counseling Team to advocate and push for us to grow yearly. She has developed the Gator Wellness Center and been awarded many different grants. She is a vital leader to all of us and a kind spirit. We are so proud of her and all of her accomplishments.
- Amy is one of the most dedicated counselors I have ever met! She is excellent in the role of Social Emotional Learning Specialist. She goes over and beyond for our families to help our students with their emotional needs. She also helps every counselor in the district by making sure we have everything we need to be successful professional school counselors. She is an advocate for counselors and has helped revamp and remold our counseling program. Our district is blessed to have her!
- As social emotional coordinator, Amy provides support to staff, students and parents. However today I would like to highlight the support that she offers to the professional school counselors. I have been a counselor for over 20 years and since Amy has been in this role, I have felt a sense of being safe and supportive more than I ever have before. Having one person to reach out to when I have a question or concern has been nothing short of amazing. The training she has found and implemented for us has given me a wealth of knowledge and skills that helped me become not only a better counselor but also a better human. It has been a rough year all around, but having Amy in my corner has made it so much easier!
- She goes above and beyond to help the counseling staff and students. She is always willing to help and find resources for whatever we need. She is a true blessing to Dickinson ISD!
- **Tonya Walker**, DHS Nurse

- Her dedication and overwhelming workload dealing with the students and parents during the COVID pandemic and large number of students affected at the high school having to be sent home due to illness or exposure. She has done a remarkable job.
- Though all the school nurses are doing a tremendous job during COVID, the sheer volume of students, parents, teachers and administrators that she has been working with has been astronomical. And she manages to keep her cool.
- She is an excellent Nurse and always Professional.

**DICKINSON INDEPENDENT SCHOOL DISTRICT  
BOARD AGENDA DOCUMENT**

**Meeting Date:** March 1, 2021

**Item Title:** Public Comment: Agenda Items

**Agenda Item:** Carla Voelkel

**Background Information:**

The Board will hear from those in the audience who have completed the document for permission to address the Board this evening regarding agenda items per HB 2840. The Board President or Secretary will ask the individuals to speak in the order in which the completed document was received.

**DICKINSON INDEPENDENT SCHOOL DISTRICT  
BOARD AGENDA DOCUMENT**

**Meeting Date:** March 1, 2021

**Item Title:** Open Forum

**Agenda Item:** Carla Voelkel

**Background Information:**

The Board will hear from those in the audience who have completed the document for permission to address the Board this evening. The Board President or Secretary will ask the individuals to speak in the order in which the completed document was received. Each will be limited to no more than three minutes. No one may begin addressing the Board thirty minutes from this time.

DICKINSON INDEPENDENT SCHOOL DISTRICT

BOARD AGENDA DOCUMENT

**Meeting Date:** March 1, 2021

**Item Title:** Personnel Action

- Employment
- Resignations/Retirement

**Agenda Item:** Kimberly Rich

- We have zero (0) new hires
- We have three (3) resignations: one (1) teacher at Hughes Road Elementary and two (2) LSSP Interns in Special Programs
- We have one (1) retire: one (1) teacher at Barber Middle School

**Recommendation:**

The Superintendent recommends the employment and ratification of the resignations/retirement of the above personnel.

**Action Item:**  Yes  No

**Motion made by** \_\_\_\_\_ **seconded by** \_\_\_\_\_ **vote** \_\_\_\_\_

**DICKINSON INDEPENDENT SCHOOL DISTRICT  
AGENDA DOCUMENT**

**Meeting Date:** March 1, 2021

**Item Title:** Monthly Tax Collection Report

**Agenda Item:** Kelly Logsdon

**Background Information:**

The Monthly Tax Collection Report for January 2021 and year to date is attached.

**Recommendation:**

Information only

**Action Item:** \_\_\_\_\_ Yes     No

Dickinson Independent School District  
Monthly Tax Collections Report  
Maintenance Operations and Interest Sinking

Tax Year	Adjusted Taxable Values	Tax Rate	Tax Levy	Current Year Taxes Collected	Current Year % Collected										
2020	\$4,855,954,927	\$1.344	\$65,264,034	\$45,777,839	70.14%										
2019	\$4,166,906,421	\$1.450	\$60,420,143	\$59,423,702	98.35%										
2018	\$3,689,155,526	\$1.520	\$56,075,164	\$54,995,123	98.07%										
2017	\$3,390,794,185	\$1.520	\$52,218,230	\$51,140,065	97.94%										
2016	\$3,065,293,671	\$1.540	\$47,205,523	\$46,378,211	98.25%										
2020 Tax Year	Sep-20	Oct-20	Nov-20	Dec-20	Jan-21	Feb-21	Mar-21	Apr-21	May-21	Jun-21	Jul-21	Aug-21	Totals:	% To Total	
Current Year Tax	Pending Billing	\$378,534	\$2,549,710	\$13,354,403	\$29,495,191								\$45,777,839		
YTD % Collected	0.00%	0.58%	4.49%	24.95%	70.14%	70.14%	70.14%	70.14%	70.14%	70.14%	70.14%	70.14%	70.14%	70.14%	
Prior Years Tax	\$261,234	\$82,519	\$117,291	\$80,410	\$69,068								\$610,523		
Subtotal Taxes	\$261,234	\$461,054	\$2,667,001	\$13,434,813	\$29,564,260	\$0	\$0	\$0	\$0	\$0	\$0	\$0	\$46,388,361	71.08%	
Penalty & Interest	\$45,743	\$21,674	\$29,695	\$33,306	\$21,003								\$151,421		
Total Taxes & P&I	\$306,977	\$482,728	\$2,696,696	\$13,468,119	\$29,585,263	\$0	\$0	\$0	\$0	\$0	\$0	\$0	\$46,539,782	71.31%	
Attorney Fees	\$26,755	\$18,926	\$14,740	\$22,947	\$15,775								\$99,144		
Total Collections	\$333,732	\$501,654	\$2,711,435	\$13,491,066	\$29,601,038	\$0	\$0	\$0	\$0	\$0	\$0	\$0	\$46,638,926	N/A	
2019 Tax Year	Sep-19	Oct-19	Nov-19	Dec-19	Jan-20	Feb-20	Mar-20	Apr-20	May-20	Jun-20	Jul-20	Aug-20	Totals:	% To Total	
Current Year Tax	Pending Billing	\$149,295	\$2,782,035	\$24,347,020	\$21,701,965	\$7,295,092	\$624,605	\$713,295	\$409,011	\$818,065	\$386,690	\$196,629	\$59,423,702		
YTD % Collected	0.00%	0.25%	4.85%	45.15%	81.07%	93.14%	94.17%	95.35%	96.03%	97.39%	98.03%	98.35%	98.35%	98.35%	
Prior Years Tax	\$204,856	\$75,888	\$65,915	\$67,241	\$105,664	\$412,440	\$36,605	\$19,100	-\$8,538	\$45,032	\$57,688	\$121,115	\$1,203,006		
Subtotal Taxes	\$204,856	\$225,183	\$2,847,950	\$24,414,261	\$21,807,629	\$7,707,532	\$661,210	\$732,395	\$400,472	\$863,098	\$444,379	\$317,744	\$60,626,708	100.34%	
Penalty & Interest	\$43,730	\$20,895	\$21,205	\$23,190	\$29,700	\$58,660	\$49,448	\$58,734	\$44,198	\$61,352	\$56,012	\$35,363	\$502,486		
Total Taxes & P&I	\$248,586	\$246,078	\$2,869,155	\$24,437,451	\$21,837,329	\$7,766,192	\$710,658	\$791,129	\$444,670	\$924,450	\$500,391	\$353,106	\$61,129,195	101.17%	
Attorney Fees	\$37,553	\$18,475	\$15,622	\$16,339	\$14,363	\$16,576	\$8,654	\$7,447	\$9,389	\$11,274	\$48,017	\$31,772	\$235,481		
Total Collections	\$286,139	\$264,553	\$2,884,778	\$24,453,789	\$21,851,692	\$7,782,768	\$719,311	\$798,576	\$454,059	\$935,723	\$548,408	\$384,878	\$61,364,675	N/A	
2018 Tax Year	Sep-18	Oct-18	Nov-18	Dec-18	Jan-19	Feb-19	Mar-19	Apr-19	May-19	Jun-19	Jul-19	Aug-19	Totals:	% To Total	
Current Year Tax	Pending Billing	\$770,275	\$2,711,777	\$10,821,827	\$31,598,499	\$6,705,964	\$1,032,517	\$527,234	\$385,353	\$339,487	\$372,586	\$238,083	\$55,503,602		
YTD % Collected	0.00%	1.35%	6.10%	25.07%	80.46%	92.21%	94.02%	94.94%	95.62%	96.21%	96.87%	97.28%	97.28%	97.28%	
Prior Years Tax	\$115,032	\$102,879	\$49,873	\$71,307	\$61,014	\$112,220	\$32,790	\$62,396	\$47,284	\$49,934	\$64,771	\$46,812	\$816,312		
Subtotal Taxes	\$115,032	\$873,153	\$2,761,650	\$10,893,135	\$31,659,513	\$6,818,184	\$1,065,307	\$589,630	\$432,637	\$389,421	\$437,358	\$284,895	\$56,319,914	98.71%	
Penalty & Interest	\$21,487	\$18,180	\$14,583	\$15,852	\$22,941	\$73,075	\$62,393	\$48,233	\$44,527	\$37,546	\$54,866	\$30,882	\$444,565		
Total Taxes & P&I	\$136,519	\$891,333	\$2,776,233	\$10,908,986	\$31,682,454	\$6,891,259	\$1,127,700	\$637,863	\$477,164	\$426,967	\$492,224	\$315,777	\$56,764,478	99.49%	
Attorney Fees	\$19,713	\$14,417	\$11,989	\$12,942	\$14,314	\$22,911	\$12,565	\$13,744	\$13,326	\$8,928	\$35,743	\$27,655	\$208,248		
Total Collections	\$156,232	\$905,750	\$2,788,222	\$10,921,929	\$31,696,768	\$6,914,169	\$1,140,265	\$651,608	\$490,490	\$435,895	\$527,967	\$343,432	\$56,972,727	N/A	
2017 Tax Year	Sep-17	Oct-17	Nov-17	Dec-17	Jan-18	Feb-18	Mar-18	Apr-18	May-18	Jun-18	Jul-18	Aug-18	Totals:	% To Total	
Current Year Tax	Pending Billing	\$187,352	\$2,763,831	\$21,998,802	\$19,021,683	\$7,891,945	\$1,072,658	\$543,284	\$471,494	\$357,831	\$365,201	\$321,043	\$54,995,123		
YTD % Collected	0.00%	0.33%	5.26%	44.49%	78.42%	92.49%	94.40%	95.37%	96.21%	96.85%	97.50%	98.07%	98.07%	98.07%	
Prior Years Tax	\$200,336	\$135,217	\$62,894	\$83,240	\$64,886	\$61,495	\$65,875	\$58,143	\$48,631	\$40,850	\$38,184	\$204,591	\$1,064,342		
Subtotal Taxes	\$200,336	\$322,569	\$2,826,725	\$22,082,041	\$19,086,569	\$7,953,440	\$1,138,534	\$601,427	\$520,125	\$398,681	\$403,384	\$525,634	\$56,059,466	99.97%	
Penalty & Interest	\$49,273	\$44,823	\$17,838	\$23,288	\$18,997	\$78,141	\$73,420	\$44,898	\$55,366	\$46,319	\$57,711	\$48,275	\$558,349		
Total Taxes & P&I	\$249,608	\$367,392	\$2,844,563	\$22,105,330	\$19,105,567	\$8,031,580	\$1,211,954	\$646,325	\$575,491	\$445,000	\$461,095	\$573,909	\$56,617,814	100.97%	
Attorney Fees	\$49,872	\$35,006	\$13,496	\$20,231	\$10,986	\$10,396	\$8,938	\$17,883	\$17,233	\$12,983	\$45,535	\$46,595	\$289,154		
Total Collections	\$299,481	\$402,398	\$2,858,059	\$22,125,561	\$19,116,553	\$8,041,977	\$1,220,891	\$664,208	\$592,724	\$457,983	\$506,631	\$620,504	\$56,906,968	N/A	
2016 Tax Year	Sep-16	Oct-16	Nov-16	Dec-16	Jan-17	Feb-17	Mar-17	Apr-17	May-17	Jun-17	Jul-17	Aug-17	Totals:	% To Total	
Current Year Tax	Pending Billing	\$304,618	\$2,736,229	\$19,079,059	\$19,399,265	\$7,422,327	\$1,067,090	\$255,354	\$340,409	\$179,874	\$234,525	\$121,314	\$51,140,065		
YTD % Collected	0.00%	0.58%	5.82%	42.36%	79.51%	93.72%	95.77%	96.26%	96.91%	97.25%	97.70%	97.94%	97.94%	97.94%	
Prior Years Tax	\$83,732	\$63,962	\$52,521	\$152,728	\$43,617	\$80,716	\$46,888	\$38,354	\$41,005	\$36,087	\$36,984	\$24,102	\$700,695		
Subtotal Taxes	\$83,732	\$368,580	\$2,788,750	\$19,231,787	\$19,442,882	\$7,503,044	\$1,113,977	\$293,707	\$381,415	\$215,961	\$271,509	\$145,416	\$51,840,761	99.28%	
Penalty & Interest	\$21,145	\$18,505	\$14,866	\$9,830	\$14,350	\$76,448	\$79,456	\$35,577	\$46,371	\$42,972	\$43,212	\$28,594	\$431,326		
Total Taxes & P&I	\$104,877	\$387,085	\$2,803,616	\$19,241,617	\$19,457,232	\$7,579,492	\$1,193,433	\$329,285	\$427,785	\$258,933	\$314,721	\$174,010	\$52,272,086	100.10%	
Attorney Fees	\$16,094	\$12,507	\$20,413	\$7,879	\$2,623	\$12,541	\$12,811	\$12,910	\$12,308	\$12,234	\$26,747	\$25,546	\$181,611		
Total Collections	\$120,972	\$399,593	\$2,816,155	\$19,249,496	\$19,466,855	\$7,599,904	\$1,206,244	\$342,195	\$440,093	\$271,167	\$341,468	\$199,556	\$52,453,697	N/A	

DICKINSON INDEPENDENT SCHOOL DISTRICT

BOARD AGENDA DOCUMENT

**Meeting Date:** March 1, 2021

**Item Title:** Measures of Academic Progress (MAP) MOY Results

**Agenda Item:** Lee Courville, Debby Noffsinger

**Background Information:**

The MAP assessment is used to measure a student's progress or growth in reading. The assessment is given at the beginning of the year, middle of the year, and end of the year. The results are reported with a number called RIT, Ready for Instruction Today, which is an equal-interval scale much like feet and inches on a yardstick.

**Recommendation:**

The Superintendent and Deputy Superintendent for Educational Services recommends to the board that these scores be reviewed as a baseline for growth comparison with future MAP assessments.

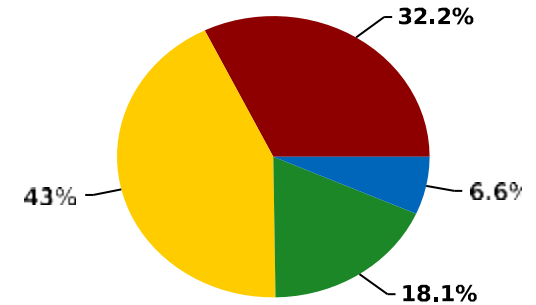
**Action Item:** \_\_\_\_\_ Yes      \_\_\_\_\_<sup>√</sup> No

## Math: Math K-12

Projected to: **State of Texas Assessments of Academic Readiness** taken in **spring**.

View Linking Study: <https://www.nwea.org/resources/texas-linking-study/>

School	Student Count	Did not Meet Count Percent	Approaches Count Percent	Meets Count Percent	Masters Count Percent
Barber Middle School	440	90 20.5%	180 40.9%	111 25.2%	59 13.4%
Bay Colony Road Elementary School	333	107 32.1%	121 36.3%	67 20.1%	38 11.4%
Calder Road Elemenatry	309	82 26.5%	112 36.2%	86 27.8%	29 9.4%
Dunbar Middle School	510	189 37.1%	254 49.8%	56 11.0%	11 2.2%
Hughes Road Elementary School	333	129 38.7%	128 38.4%	57 17.1%	19 5.7%
KE Little Elementary School	292	150 51.4%	93 31.8%	37 12.7%	12 4.1%
Kranz Junior High School	524	130 24.8%	276 52.7%	89 17.0%	29 5.5%
Lobit Elementary School	335	93 27.8%	138 41.2%	67 20.0%	37 11.0%
Lobit Middle School	312	93 29.8%	156 50.0%	51 16.3%	12 3.8%
McAdams Junior High School	289	76 26.3%	161 55.7%	47 16.3%	5 1.7%
San Leon Elementary School	326	144 44.2%	110 33.7%	53 16.3%	19 5.8%
Silbernagel Elementary School	316	109 34.5%	128 40.5%	62 19.6%	17 5.4%
<b>Total</b>	<b>4319</b>	<b>1392 32.2%</b>	<b>1857 43.0%</b>	<b>783 18.1%</b>	<b>287 6.6%</b>



Note our % of Master's has increased from 5.5% at BOY to 6.6% for MOY



# Student Growth Summary Report

Aggregate by District

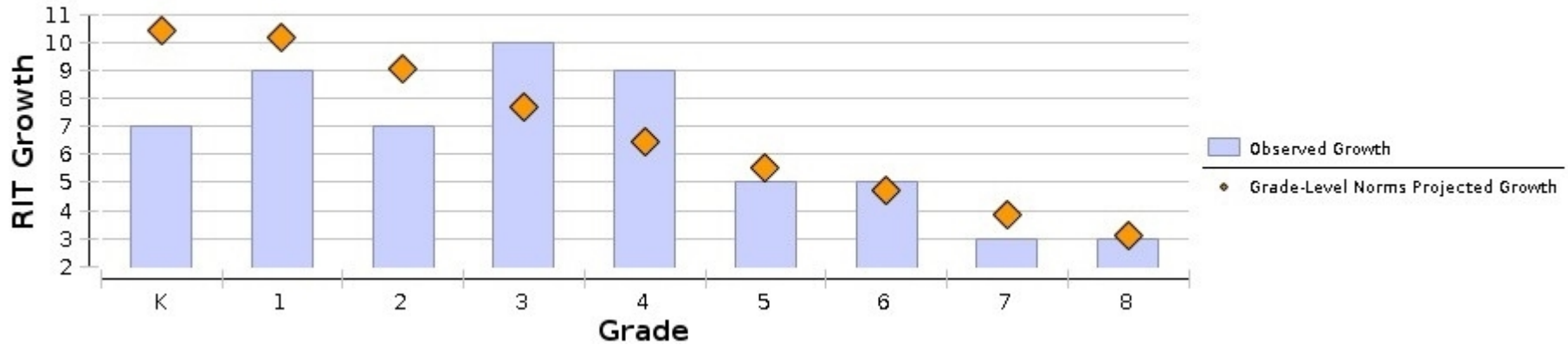
Term: Winter 2020-2021  
District: Dickinson ISD

Norms Reference Data: 2020 and User Norms<sup>1</sup>.  
Growth Comparison Period: Fall 2020 - Winter 2021  
Weeks of Instruction: Start - 4 (Fall 2020) ^  
End - 20 (Winter 2021) ^  
Grouping: None  
Small Group Display: No

Math: Math K-12

Grade (Winter 2021)	Growth Count‡	Comparison Periods						Growth Evaluated Against								
		Fall 2020			Winter 2021			Growth		Grade-Level Norms			Student Norms			
		Mean RIT	SD	Percentile	Mean RIT	SD	Percentile	Observed Growth	Observed Growth SE	Projected Growth	School Conditional Growth Index	School Conditional Growth Percentile	Count with Projection	Count Met Projection	Percent Met Projection	Student Median Conditional Growth Percentile
K	637	141.7	11.0	65	148.7	12.1	39	7	0.4	10.4	-2.64	1	637	238	37	28
1	660	159.0	12.0	43	168.0	13.5	36	9	0.4	10.1	-0.80	21	660	286	43	38
2	714	174.7	11.8	48	181.7	12.2	35	7	0.2	9.0	-1.56	6	714	267	37	33
3	687	186.4	11.8	36	196.2	12.4	50	10	0.3	7.7	1.75	96	687	455	66	64
4	700	197.5	12.6	38	206.3	13.3	51	9	0.2	6.4	2.09	98	700	471	67	68
5	565	208.0	13.2	44	213.3	14.0	43	5	0.3	5.5	-0.15	44	565	283	50	46
6	478	211.2	12.0	32	216.1	13.0	34	5	0.3	4.7	0.16	56	478	265	55	52
7	301	220.5	15.1	51	223.7	14.9	48	3	0.4	3.8	-0.54	29	301	151	50	50
8	347	217.2	12.6	21	220.0	12.2	21	3	0.3	3.1	-0.24	40	347	183	53	47

Math: Math K-12



**Explanatory Notes**

<sup>1</sup>User norms are based on the group of students who have taken the test in the selected subject and course. These results are not comparable to results based on nationally representative norms.

<sup>^</sup> These values for weeks of instruction are the median across your schools and are used in all calculations except the Student Norms section, which uses the values from each student's school of record.

\* Summaries for groups of fewer than 10 students are not shown, as the sample size may be too small for acceptable statistical reliability.

\*\* Calculations not provided because students have no MAP results in at least one of the terms. The Growth Calculation is zero.

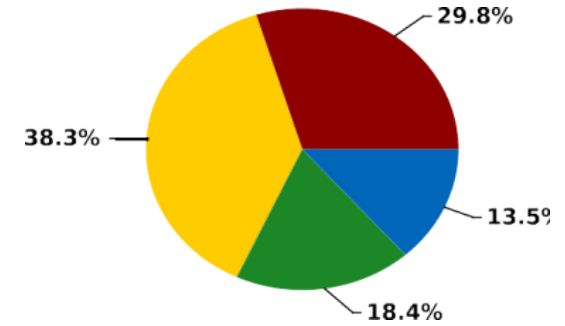
‡Growth Count provided reflects students with MAP results in both the Start and End terms. Observed Growth calculation is based on that student data.

### Language Arts: Reading

Projected to: **State of Texas Assessments of Academic Readiness** taken in **spring**.

View Linking Study: <https://www.nwea.org/resources/texas-linking-study/>

School	Student Count	Did not Meet		Approaches		Meets		Masters	
		Count	Percent	Count	Percent	Count	Percent	Count	Percent
Barber Middle School	457	83	18.2%	156	34.1%	109	23.9%	109	23.9%
Bay Colony Road Elementary School	294	93	31.6%	99	33.7%	54	18.4%	48	16.3%
Calder Road Elementary	288	71	24.7%	113	39.2%	51	17.7%	53	18.4%
Dunbar Middle School	529	216	40.8%	217	41.0%	65	12.3%	31	5.9%
Hughes Road Elementary School	337	98	29.1%	146	43.3%	50	14.8%	43	12.8%
KE Little Elementary School	188	75	39.9%	69	36.7%	30	16.0%	14	7.4%
Kranz Junior High School	772	150	19.4%	299	38.7%	170	22.0%	153	19.8%
Lobit Elementary School	346	88	25.4%	132	38.2%	75	21.7%	51	14.7%
Lobit Middle School	326	109	33.4%	139	42.6%	54	16.6%	24	7.4%
McAdams Junior High School	552	178	32.2%	207	37.5%	110	19.9%	57	10.3%
San Leon Elementary School	271	110	40.6%	105	38.7%	38	14.0%	18	6.6%
Silbernagel Elementary School	235	97	41.3%	80	34.0%	38	16.2%	20	8.5%
<b>Total</b>	<b>4595</b>	<b>1368</b>	<b>29.8%</b>	<b>1762</b>	<b>38.3%</b>	<b>844</b>	<b>18.4%</b>	<b>621</b>	<b>13.5%</b>



Boy percents: Nots: 25.2%, Appr: 38%, Meets: 22.3%, Masters: 14.6%



# Student Growth Summary Report

Aggregate by District

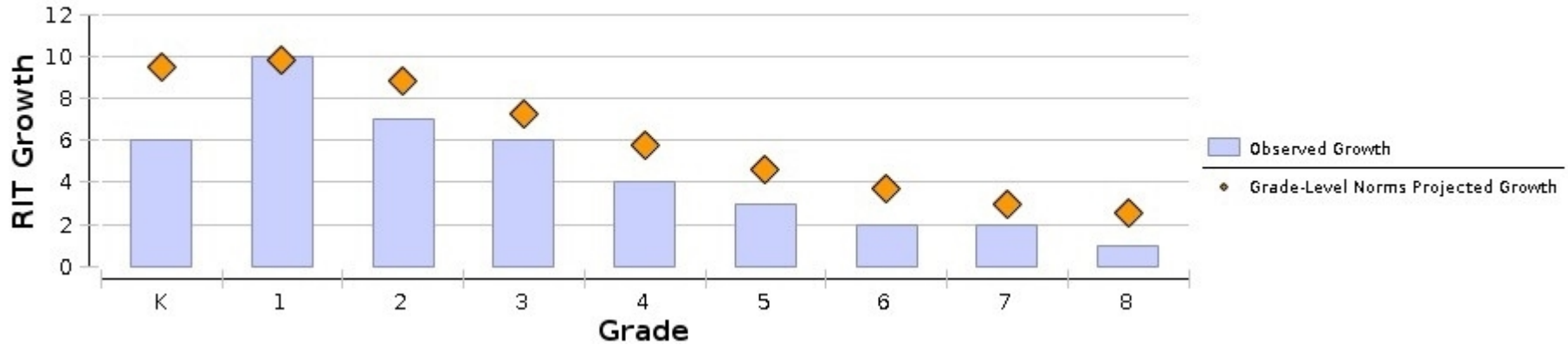
Term: Winter 2020-2021  
District: Dickinson ISD

Norms Reference Data: 2020 and User Norms<sup>1</sup>.  
Growth Comparison Period: Fall 2020 - Winter 2021  
Weeks of Instruction: Start - 4 (Fall 2020) ^  
End - 20 (Winter 2021) ^  
Grouping: None  
Small Group Display: No

## Language Arts: Reading

Grade (Winter 2021)	Growth Count‡	Comparison Periods						Growth Evaluated Against								
		Fall 2020			Winter 2021			Growth		Grade-Level Norms			Student Norms			
		Mean RIT	SD	Percentile	Mean RIT	SD	Percentile	Observed Growth	Observed Growth SE	Projected Growth	School Conditional Growth Index	School Conditional Growth Percentile	Count with Projection	Count Met Projection	Percent Met Projection	Student Median Conditional Growth Percentile
K	522	139.0	9.0	67	145.1	11.8	41	6	0.4	9.5	-2.44	1	522	184	35	27
1	617	153.1	11.4	30	162.6	12.8	29	10	0.3	9.8	-0.19	43	617	288	47	43
2	573	171.8	12.4	47	178.3	12.7	33	7	0.3	8.8	-1.63	5	573	219	38	33
3	538	189.0	15.3	63	194.6	14.6	54	6	0.4	7.2	-1.34	9	538	236	44	38
4	678	197.9	14.2	57	202.1	14.3	48	4	0.3	5.8	-1.34	9	678	291	43	38
5	520	206.2	14.3	60	209.0	14.4	49	3	0.3	4.6	-1.58	6	520	221	43	39
6	580	209.1	13.9	44	211.5	14.0	37	2	0.3	3.7	-1.29	10	580	271	47	42
7	603	211.9	15.9	38	214.0	14.9	33	2	0.3	2.9	-0.84	20	603	284	47	42
8	429	217.8	15.2	49	218.6	15.5	40	1	0.4	2.5	-1.48	7	429	188	44	38

## Language Arts: Reading



### Explanatory Notes

<sup>1</sup>User norms are based on the group of students who have taken the test in the selected subject and course. These results are not comparable to results based on nationally representative norms.

^ These values for weeks of instruction are the median across your schools and are used in all calculations except the Student Norms section, which uses the values from each student's school of record.

\* Summaries for groups of fewer than 10 students are not shown, as the sample size may be too small for acceptable statistical reliability.

\*\* Calculations not provided because students have no MAP results in at least one of the terms. The Growth Count is zero.

‡Growth Count provided reflects students with MAP results in both the Start and End terms. Observed Growth calculation is based on that student data.



# Student Growth Summary Report

Aggregate by District

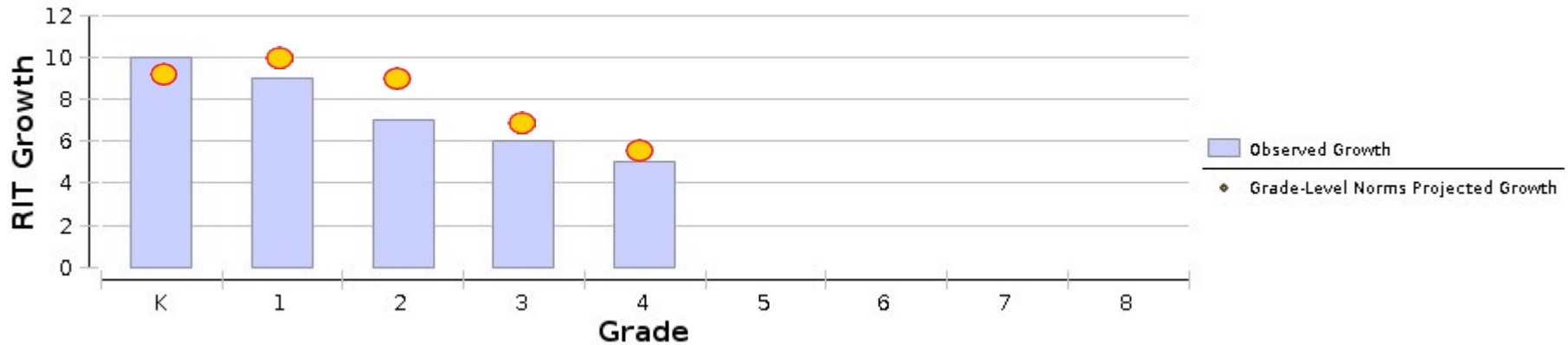
Term: Winter 2020-2021  
 District: Dickinson ISD

Norms Reference Data: 2020 and User Norms<sup>1</sup>.  
 Growth Comparison Period: Fall 2020 - Winter 2021  
 Weeks of Instruction: Start - 4 (Fall 2020) ^  
 End - 20 (Winter 2021) ^  
 Grouping: None  
 Small Group Display: No

Language Arts: Reading (Spanish)

Grade (Winter 2021)	Growth Count‡	Comparison Periods						Growth Evaluated Against									
		Fall 2020			Winter 2021			Growth		Grade-Level Norms			Student Norms				
		Mean RIT	SD	Percentile	Mean RIT	SD	Percentile	Observed Growth	Observed Growth SE	Projected Growth	School Conditional Growth Index	School Conditional Growth Percentile	Count with Projection	Count Met Projection	Percent Met Projection	Student Median Conditional Growth Percentile	
K	122	136.6	8.6		146.2	11.6		10	0.9					122	59	48	47
1	133	153.7	11.1		163.0	11.4		9	0.6				133	66	50	47	
2	103	169.8	11.2		176.4	11.4		7	0.7				103	47	46	42	
3	83	182.1	13.4		187.8	12.2		6	0.9				83	40	48	45	
4	29	186.9	12.9		191.9	11.8		5	1.5				29	13	45	43	
5	1	*			*			*					*				
6	0	**			**			**					**				
7	0	**			**			**					**				
8	0	**			**			**					**				

Language Arts: Reading (Spanish)



**Explanatory Notes**

<sup>1</sup>User norms are based on the group of students who have taken the test in the selected subject and course. These results are not comparable to results based on nationally representative norms.  
 ^ These values for weeks of instruction are the median across your schools and are used in all calculations except the Student Norms section, which uses the values from each student's school of record.  
 \* Summaries for groups of fewer than 10 students are not shown, as the sample size may be too small for acceptable statistical reliability.  
 \*\* Calculations not provided because students have no MAP results in at least one of the terms. The Growth Count is zero.  
 ‡Growth Count provided reflects students with MAP results in both the Start and End terms. Observed Growth calculation is based on that student data.



# Student Growth Summary Report

## Aggregate by School

Term: Winter 2020-2021  
District: Dickinson ISD

Norms Reference Data: 2020 and User Norms<sup>1</sup>.  
Growth Comparison Period: Fall 2020 - Winter 2021  
Weeks of Instruction: Start - 4 (Fall 2020)  
End - 20 (Winter 2021)

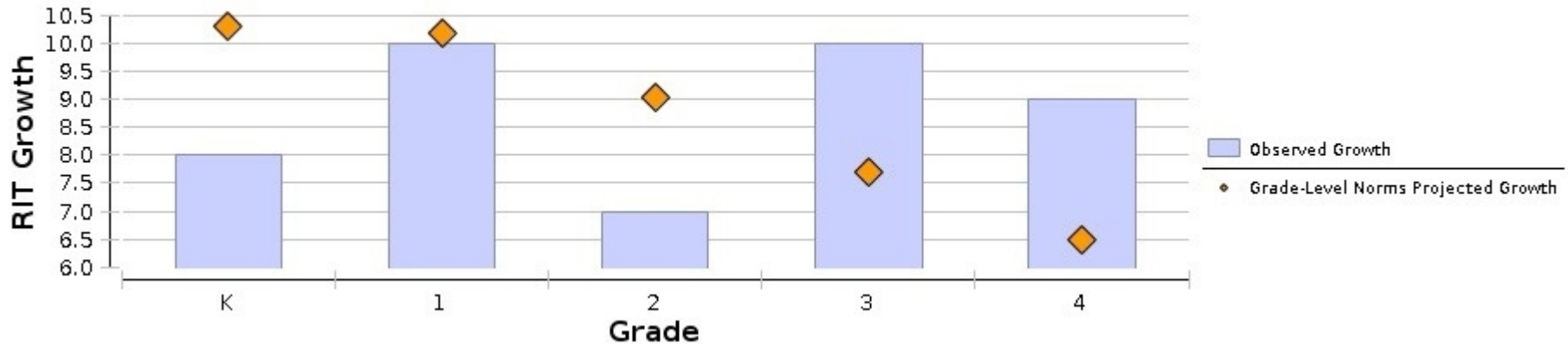
Grouping: None  
Small Group Display: No

### Bay Colony Road Elementary School

Math: Math K-12

Grade (Winter 2021)	Growth Count <sup>‡</sup>	Comparison Periods						Growth Evaluated Against								
		Fall 2020			Winter 2021			Growth		Grade-Level Norms			Student Norms			
		Mean RIT	SD	Percentile	Mean RIT	SD	Percentile	Observed Growth	Observed Growth SE	Projected Growth	School Conditional Growth Index	School Conditional Growth Percentile	Count with Projection	Count Met Projection	Percent Met Projection	Student Median Conditional Growth Percentile
K	95	142.9	10.8	73	151.3	12.2	59	8	1.1	10.3	-1.47	7	95	41	43	35
1	84	157.2	11.0	31	167.1	16.2	30	10	1.6	10.2	-0.19	42	84	38	45	34
2	106	176.5	10.8	60	183.8	12.5	48	7	0.8	9.0	-1.34	9	106	47	44	40
3	95	186.0	10.6	34	196.0	11.4	49	10	0.7	7.7	1.92	97	95	67	71	69
4	104	199.1	10.2	47	207.9	12.9	60	9	0.7	6.5	2.04	98	104	72	69	70

### Math: Math K-12



#### Explanatory Notes

<sup>1</sup>User norms are based on the group of students who have taken the test in the selected subject and course. These results are not comparable to results based on nationally representative norms.

\* Summaries for groups of fewer than 10 students are not shown, as the sample size may be too small for acceptable statistical reliability.

\*\* Calculations not provided because students have no MAP results in at least one of the terms. The Growth Count is zero.

<sup>‡</sup>Growth Count provided reflects students with MAP results in both the Start and End terms. Observed Growth calculation is based on that student data.



# Student Growth Summary Report

## Aggregate by School

Term: Winter 2020-2021  
District: Dickinson ISD

Norms Reference Data: 2020 and User Norms<sup>1</sup>.  
Growth Comparison Period: Fall 2020 - Winter 2021  
Weeks of Instruction: Start - 4 (Fall 2020)  
End - 20 (Winter 2021)  
Grouping: None  
Small Group Display: No

### Calder Road Elementary

Math: Math K-12

Grade (Winter 2021)	Growth Count <sup>‡</sup>	Comparison Periods						Growth Evaluated Against								
		Fall 2020			Winter 2021			Growth		Grade-Level Norms			Student Norms			
		Mean RIT	SD	Percentile	Mean RIT	SD	Percentile	Observed Growth	Observed Growth SE	Projected Growth	School Conditional Growth Index	School Conditional Growth Percentile	Count with Projection	Count Met Projection	Percent Met Projection	Student Median Conditional Growth Percentile
K	102	143.4	11.3	76	149.7	11.9	47	6	0.8	10.2	-3.08	1	102	32	31	25
1	113	160.7	12.3	54	169.2	12.8	43	9	0.7	10.1	-1.13	13	113	52	46	38
2	88	175.9	11.4	56	184.4	12.1	52	9	0.6	9.0	-0.41	34	88	41	47	43
3	103	189.2	9.9	55	200.2	10.6	74	11	0.6	7.8	2.68	99	103	80	78	75
4	97	200.7	11.8	57	208.2	12.9	62	8	0.6	6.5	0.84	80	97	60	62	60

### Math: Math K-12



#### Explanatory Notes

<sup>1</sup>User norms are based on the group of students who have taken the test in the selected subject and course. These results are not comparable to results based on nationally representative norms.

\* Summaries for groups of fewer than 10 students are not shown, as the sample size may be too small for acceptable statistical reliability.

\*\* Calculations not provided because students have no MAP results in at least one of the terms. The Growth Count is zero.

<sup>‡</sup>Growth Count provided reflects students with MAP results in both the Start and End terms. Observed Growth calculation is based on that student data.



# Student Growth Summary Report

## Aggregate by School

Term: Winter 2020-2021  
District: Dickinson ISD

Norms Reference Data: 2020 and User Norms<sup>1</sup>.  
Growth Comparison Period: Fall 2020 - Winter 2021  
Weeks of Instruction: Start - 4 (Fall 2020)  
End - 20 (Winter 2021)

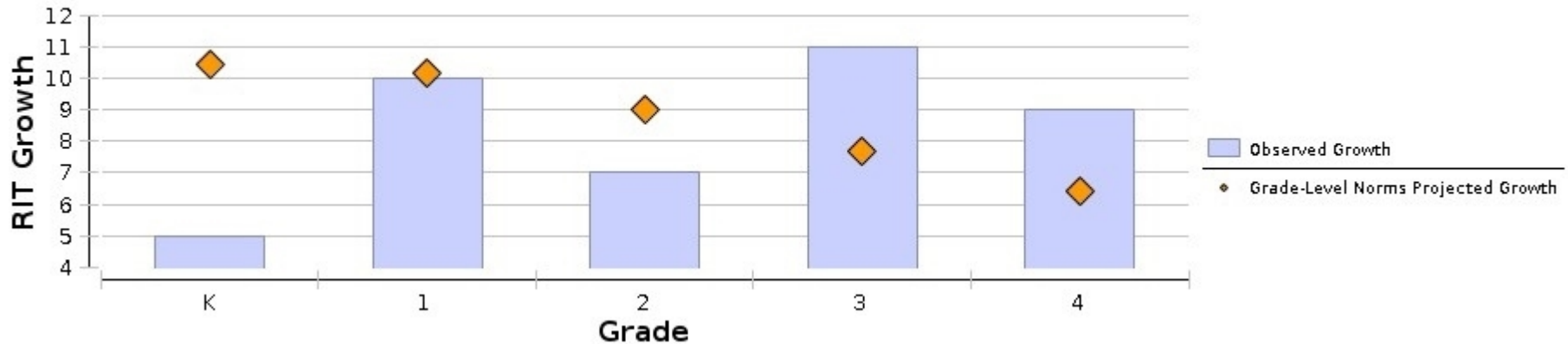
Grouping: None  
Small Group Display: No

### Hughes Road Elementary School

Math: Math K-12

Grade (Winter 2021)	Growth Count <sup>‡</sup>	Comparison Periods						Growth Evaluated Against								
		Fall 2020			Winter 2021			Growth		Grade-Level Norms			Student Norms			
		Mean RIT	SD	Percentile	Mean RIT	SD	Percentile	Observed Growth	Observed Growth SE	Projected Growth	School Conditional Growth Index	School Conditional Growth Percentile	Count with Projection	Count Met Projection	Percent Met Projection	Student Median Conditional Growth Percentile
K	89	141.2	9.6	62	146.4	10.6	23	5	0.8	10.4	-4.08	1	89	18	20	14
1	108	158.5	11.4	40	168.7	15.1	40	10	0.9	10.2	0.03	51	108	52	48	45
2	116	173.2	12.1	38	180.3	12.4	26	7	0.6	9.0	-1.48	7	116	40	34	30
3	95	185.7	11.6	32	196.9	11.2	54	11	0.7	7.7	2.92	99	95	69	73	65
4	93	197.5	14.8	38	206.8	12.8	54	9	0.9	6.4	2.53	99	93	60	65	70

### Math: Math K-12



#### Explanatory Notes

<sup>1</sup>User norms are based on the group of students who have taken the test in the selected subject and course. These results are not comparable to results based on nationally representative norms.

\* Summaries for groups of fewer than 10 students are not shown, as the sample size may be too small for acceptable statistical reliability.

\*\* Calculations not provided because students have no MAP results in at least one of the terms. The Growth Count is zero.

<sup>‡</sup>Growth Count provided reflects students with MAP results in both the Start and End terms. Observed Growth calculation is based on that student data.



# Student Growth Summary Report

## Aggregate by School

Term: Winter 2020-2021  
District: Dickinson ISD

Norms Reference Data: 2020 and User Norms<sup>1</sup>.  
Growth Comparison Period: Fall 2020 - Winter 2021  
Weeks of Instruction: Start - 4 (Fall 2020)  
End - 20 (Winter 2021)

Grouping: None  
Small Group Display: No

### KE Little Elementary School

Math: Math K-12

Grade (Winter 2021)	Growth Count <sup>‡</sup>	Comparison Periods						Growth Evaluated Against								
		Fall 2020			Winter 2021			Growth		Grade-Level Norms			Student Norms			
		Mean RIT	SD	Percentile	Mean RIT	SD	Percentile	Observed Growth	Observed Growth SE	Projected Growth	School Conditional Growth Index	School Conditional Growth Percentile	Count with Projection	Count Met Projection	Percent Met Projection	Student Median Conditional Growth Percentile
K	77	136.8	12.2	31	148.9	13.1	41	12	1.5	10.8	1.01	84	77	47	61	59
1	61	152.9	13.3	11	162.5	14.5	10	10	1.2	10.2	-0.45	33	61	26	43	42
2	90	169.3	12.4	16	179.0	13.2	20	10	0.7	9.0	0.53	70	90	49	54	51
3	88	181.9	13.8	14	191.3	15.7	21	9	0.8	7.6	1.51	93	88	55	63	66
4	99	191.0	13.1	10	200.6	14.0	22	10	0.5	6.2	3.00	99	99	71	72	73

### Math: Math K-12



#### Explanatory Notes

<sup>1</sup>User norms are based on the group of students who have taken the test in the selected subject and course. These results are not comparable to results based on nationally representative norms.

\* Summaries for groups of fewer than 10 students are not shown, as the sample size may be too small for acceptable statistical reliability.

\*\* Calculations not provided because students have no MAP results in at least one of the terms. The Growth Count is zero.

<sup>‡</sup>Growth Count provided reflects students with MAP results in both the Start and End terms. Observed Growth calculation is based on that student data.



# Student Growth Summary Report

## Aggregate by School

Term: Winter 2020-2021  
District: Dickinson ISD

Norms Reference Data: 2020 and User Norms<sup>1</sup>.  
Growth Comparison Period: Fall 2020 - Winter 2021  
Weeks of Instruction: Start - 4 (Fall 2020)  
End - 20 (Winter 2021)

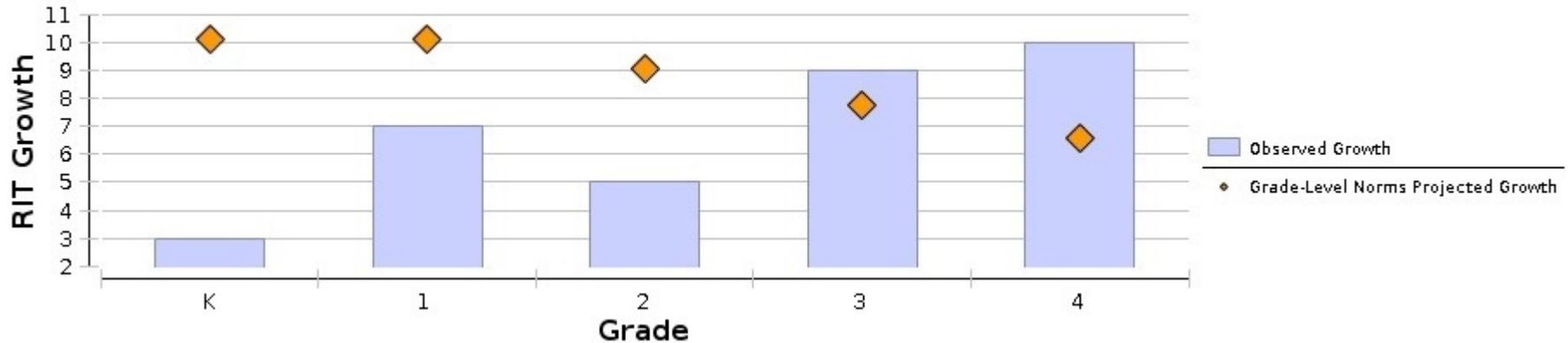
Grouping: None  
Small Group Display: No

### Lobit Elementary School

Math: Math K-12

Grade (Winter 2021)	Growth Count <sup>‡</sup>	Comparison Periods						Growth Evaluated Against								
		Fall 2020			Winter 2021			Growth		Grade-Level Norms			Student Norms			
		Mean RIT	SD	Percentile	Mean RIT	SD	Percentile	Observed Growth	Observed Growth SE	Projected Growth	School Conditional Growth Index	School Conditional Growth Percentile	Count with Projection	Count Met Projection	Percent Met Projection	Student Median Conditional Growth Percentile
K	86	145.2	10.5	85	148.2	13.2	35	3	0.8	10.1	-5.53	1	86	18	21	15
1	107	162.2	10.5	64	169.3	11.3	44	7	0.7	10.1	-2.09	2	107	36	34	29
2	115	179.7	10.2	79	184.3	10.5	52	5	0.5	9.0	-3.43	1	115	25	22	22
3	97	188.7	11.9	51	197.4	13.0	57	9	0.5	7.8	0.78	78	97	66	68	61
4	107	200.6	12.6	56	210.2	13.4	72	10	0.5	6.5	2.70	99	107	79	74	71

### Math: Math K-12



#### Explanatory Notes

<sup>1</sup>User norms are based on the group of students who have taken the test in the selected subject and course. These results are not comparable to results based on nationally representative norms.

\* Summaries for groups of fewer than 10 students are not shown, as the sample size may be too small for acceptable statistical reliability.

\*\* Calculations not provided because students have no MAP results in at least one of the terms. The Growth Count is zero.

<sup>‡</sup>Growth Count provided reflects students with MAP results in both the Start and End terms. Observed Growth calculation is based on that student data.



# Student Growth Summary Report

## Aggregate by School

Term: Winter 2020-2021  
District: Dickinson ISD

Norms Reference Data: 2020 and User Norms<sup>1</sup>.  
Growth Comparison Period: Fall 2020 - Winter 2021  
Weeks of Instruction: Start - 4 (Fall 2020)  
End - 20 (Winter 2021)

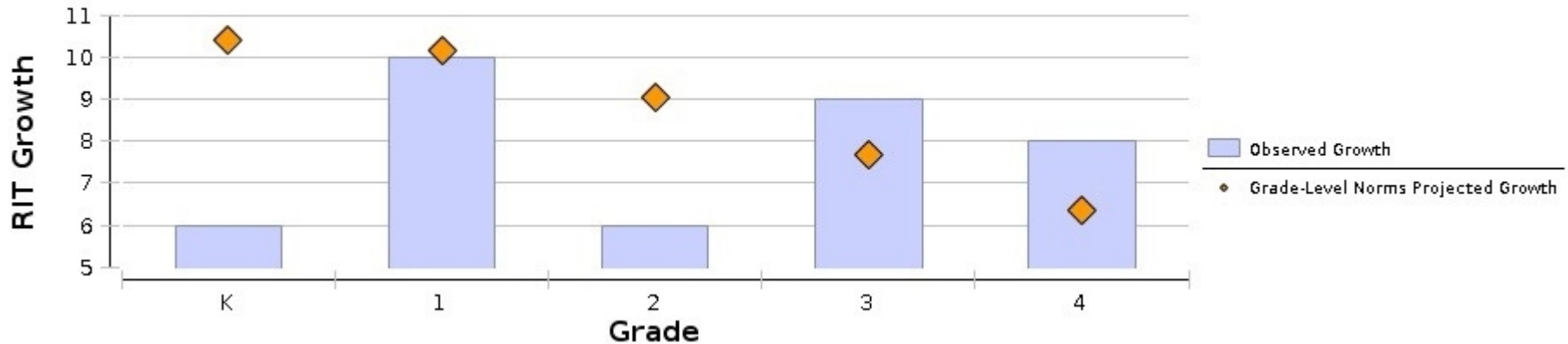
Grouping: None  
Small Group Display: No

### San Leon Elementary School

Math: Math K-12

Grade (Winter 2021)	Growth Count <sup>‡</sup>	Comparison Periods						Growth Evaluated Against								
		Fall 2020			Winter 2021			Growth		Grade-Level Norms			Student Norms			
		Mean RIT	SD	Percentile	Mean RIT	SD	Percentile	Observed Growth	Observed Growth SE	Projected Growth	School Conditional Growth Index	School Conditional Growth Percentile	Count with Projection	Count Met Projection	Percent Met Projection	Student Median Conditional Growth Percentile
K	99	141.4	10.6	63	146.8	12.0	26	6	0.9	10.4	-3.91	1	99	33	33	20
1	99	157.3	12.0	32	167.3	12.5	31	10	0.7	10.2	-0.12	45	99	50	51	48
2	97	173.2	10.9	38	179.3	11.2	21	6	0.6	9.0	-2.25	1	97	29	30	32
3	118	185.3	12.3	30	194.3	12.8	38	9	0.7	7.7	1.11	87	118	68	58	55
4	99	195.3	11.3	26	203.6	12.4	36	8	0.6	6.4	1.72	96	99	60	61	67

### Math: Math K-12



#### Explanatory Notes

<sup>1</sup>User norms are based on the group of students who have taken the test in the selected subject and course. These results are not comparable to results based on nationally representative norms.

\* Summaries for groups of fewer than 10 students are not shown, as the sample size may be too small for acceptable statistical reliability.

\*\* Calculations not provided because students have no MAP results in at least one of the terms. The Growth Count is zero.

<sup>‡</sup>Growth Count provided reflects students with MAP results in both the Start and End terms. Observed Growth calculation is based on that student data.



# Student Growth Summary Report

## Aggregate by School

Term: Winter 2020-2021  
District: Dickinson ISD

Norms Reference Data: 2020 and User Norms<sup>1</sup>.  
Growth Comparison Period: Fall 2020 - Winter 2021  
Weeks of Instruction: Start - 4 (Fall 2020)  
End - 20 (Winter 2021)

Grouping: None  
Small Group Display: No

### Silbernagel Elementary School

Math: Math K-12

Grade (Winter 2021)	Growth Count <sup>‡</sup>	Comparison Periods						Growth Evaluated Against								
		Fall 2020			Winter 2021			Growth		Grade-Level Norms			Student Norms			
		Mean RIT	SD	Percentile	Mean RIT	SD	Percentile	Observed Growth	Observed Growth SE	Projected Growth	School Conditional Growth Index	School Conditional Growth Percentile	Count with Projection	Count Met Projection	Percent Met Projection	Student Median Conditional Growth Percentile
K	89	140.3	10.4	55	149.9	11.6	48	10	0.8	10.5	-0.71	24	89	49	55	52
1	88	161.9	11.7	62	169.7	11.9	47	8	0.9	10.1	-1.60	5	88	32	36	28
2	102	174.2	12.1	44	180.8	12.7	29	7	0.7	9.0	-1.87	3	102	36	35	32
3	91	188.0	10.9	47	196.8	10.2	54	9	0.7	7.7	0.88	81	91	50	55	57
4	101	198.3	12.0	43	206.6	12.4	53	8	0.6	6.5	1.62	95	101	69	68	63

### Math: Math K-12



#### Explanatory Notes

<sup>1</sup>User norms are based on the group of students who have taken the test in the selected subject and course. These results are not comparable to results based on nationally representative norms.

\* Summaries for groups of fewer than 10 students are not shown, as the sample size may be too small for acceptable statistical reliability.

\*\* Calculations not provided because students have no MAP results in at least one of the terms. The Growth Count is zero.

<sup>‡</sup>Growth Count provided reflects students with MAP results in both the Start and End terms. Observed Growth calculation is based on that student data.



# Student Growth Summary Report

## Aggregate by School

Term: Winter 2020-2021  
District: Dickinson ISD

Norms Reference Data: 2020 and User Norms<sup>1</sup>.  
Growth Comparison Period: Fall 2020 - Winter 2021  
Weeks of Instruction: Start - 4 (Fall 2020)  
End - 20 (Winter 2021)

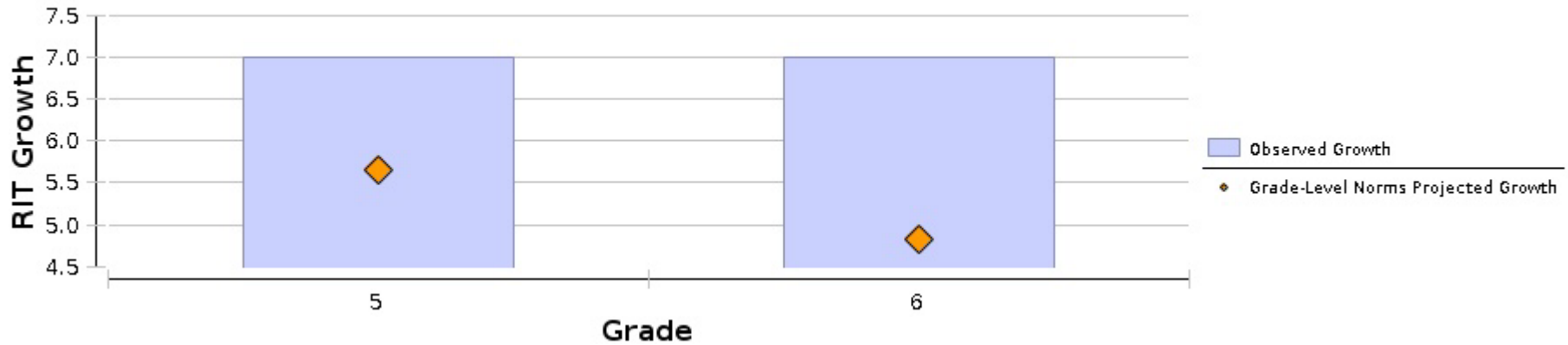
Grouping: None  
Small Group Display: No

### Barber Middle School

Math: Math K-12

Grade (Winter 2021)	Growth Count <sup>‡</sup>	Comparison Periods						Growth Evaluated Against								
		Fall 2020			Winter 2021			Growth			Grade-Level Norms			Student Norms		
		Mean RIT	SD	Percentile	Mean RIT	SD	Percentile	Observed Growth	Observed Growth SE	Projected Growth	School Conditional Growth Index	School Conditional Growth Percentile	Count with Projection	Count Met Projection	Percent Met Projection	Student Median Conditional Growth Percentile
5	214	210.8	13.3	59	217.7	14.8	65	7	0.4	5.7	0.94	83	214	129	60	61
6	169	214.9	13.0	51	221.6	13.1	60	7	0.5	4.8	1.50	93	169	111	66	60

### Math: Math K-12



#### Explanatory Notes

<sup>1</sup>User norms are based on the group of students who have taken the test in the selected subject and course. These results are not comparable to results based on nationally representative norms.

\* Summaries for groups of fewer than 10 students are not shown, as the sample size may be too small for acceptable statistical reliability.

\*\* Calculations not provided because students have no MAP results in at least one of the terms. The Growth Count is zero.

<sup>‡</sup>Growth Count provided reflects students with MAP results in both the Start and End terms. Observed Growth calculation is based on that student data.



# Student Growth Summary Report

## Aggregate by School

Term: Winter 2020-2021  
District: Dickinson ISD

Norms Reference Data: 2020 and User Norms<sup>1</sup>.  
Growth Comparison Period: Fall 2020 - Winter 2021  
Weeks of Instruction: Start - 4 (Fall 2020)  
End - 20 (Winter 2021)

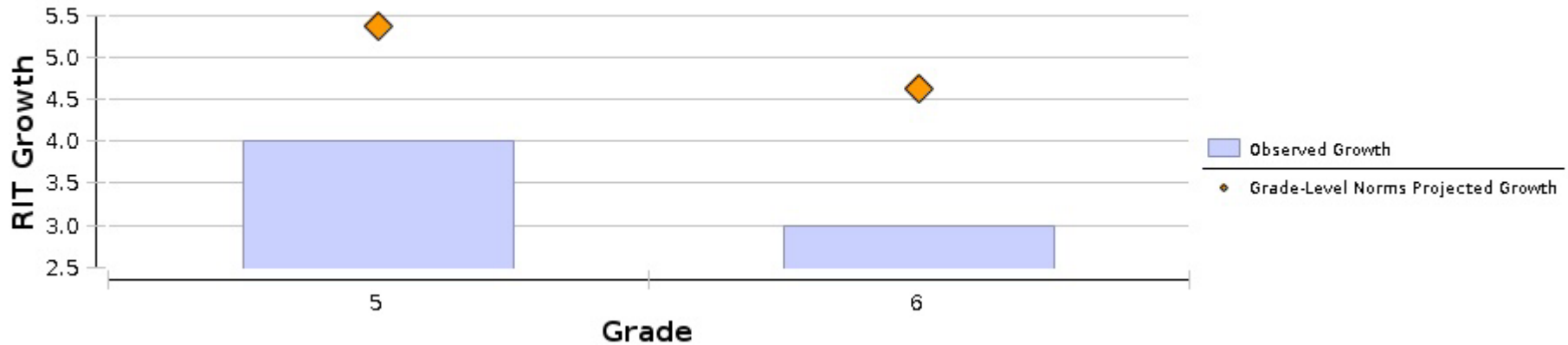
Grouping: None  
Small Group Display: No

### Dunbar Middle School

Math: Math K-12

Grade (Winter 2021)	Growth Count <sup>‡</sup>	Comparison Periods						Growth Evaluated Against								
		Fall 2020			Winter 2021			Growth		Grade-Level Norms			Student Norms			
		Mean RIT	SD	Percentile	Mean RIT	SD	Percentile	Observed Growth	Observed Growth SE	Projected Growth	School Conditional Growth Index	School Conditional Growth Percentile	Count with Projection	Count Met Projection	Percent Met Projection	Student Median Conditional Growth Percentile
5	206	205.3	13.1	30	209.7	12.9	26	4	0.5	5.4	-0.72	24	206	89	43	38
6	211	209.0	10.9	23	212.4	11.8	19	3	0.5	4.6	-0.98	16	211	96	45	43

### Math: Math K-12



#### Explanatory Notes

<sup>1</sup>User norms are based on the group of students who have taken the test in the selected subject and course. These results are not comparable to results based on nationally representative norms.

\* Summaries for groups of fewer than 10 students are not shown, as the sample size may be too small for acceptable statistical reliability.

\*\* Calculations not provided because students have no MAP results in at least one of the terms. The Growth Count is zero.

<sup>‡</sup>Growth Count provided reflects students with MAP results in both the Start and End terms. Observed Growth calculation is based on that student data.



# Student Growth Summary Report

## Aggregate by School

Term: Winter 2020-2021  
District: Dickinson ISD

Norms Reference Data: 2020 and User Norms<sup>1</sup>.  
Growth Comparison Period: Fall 2020 - Winter 2021  
Weeks of Instruction: Start - 4 (Fall 2020)  
End - 20 (Winter 2021)

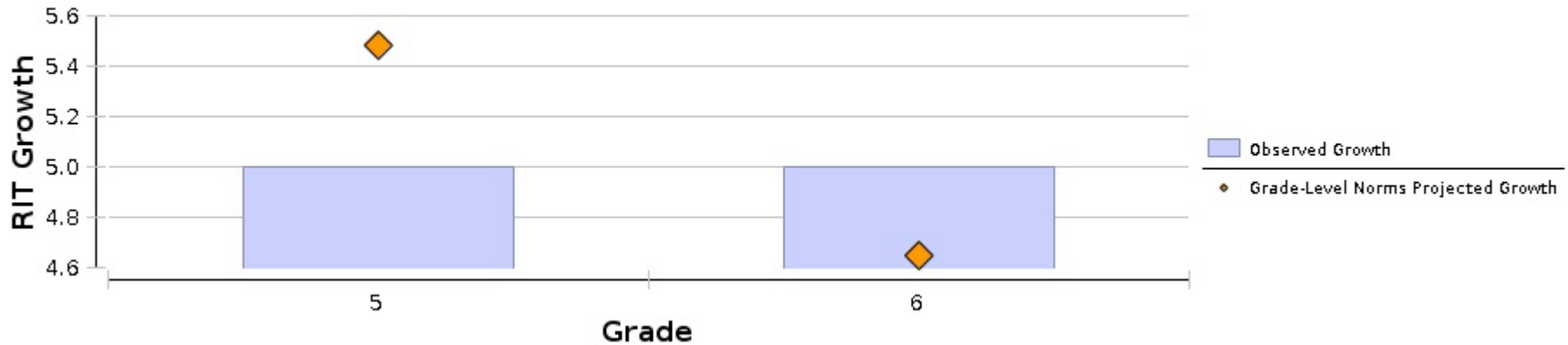
Grouping: None  
Small Group Display: No

### Lobit Middle School

Math: Math K-12

Grade (Winter 2021)	Growth Count <sup>‡</sup>	Comparison Periods						Growth Evaluated Against								
		Fall 2020			Winter 2021			Growth			Grade-Level Norms			Student Norms		
		Mean RIT	SD	Percentile	Mean RIT	SD	Percentile	Observed Growth	Observed Growth SE	Projected Growth	School Conditional Growth Index	School Conditional Growth Percentile	Count with Projection	Count Met Projection	Percent Met Projection	Student Median Conditional Growth Percentile
5	145	207.6	12.5	42	212.1	12.6	37	5	0.5	5.5	-0.74	23	145	65	45	45
6	98	209.7	11.1	26	214.9	12.4	28	5	0.6	4.6	0.44	67	98	58	59	60

### Math: Math K-12



#### Explanatory Notes

<sup>1</sup>User norms are based on the group of students who have taken the test in the selected subject and course. These results are not comparable to results based on nationally representative norms.

\* Summaries for groups of fewer than 10 students are not shown, as the sample size may be too small for acceptable statistical reliability.

\*\* Calculations not provided because students have no MAP results in at least one of the terms. The Growth Count is zero.

<sup>‡</sup>Growth Count provided reflects students with MAP results in both the Start and End terms. Observed Growth calculation is based on that student data.



# Student Growth Summary Report

## Aggregate by School

Term: Winter 2020-2021  
District: Dickinson ISD

Norms Reference Data: 2020 and User Norms<sup>1</sup>.  
Growth Comparison Period: Fall 2020 - Winter 2021  
Weeks of Instruction: Start - 4 (Fall 2020)  
End - 20 (Winter 2021)

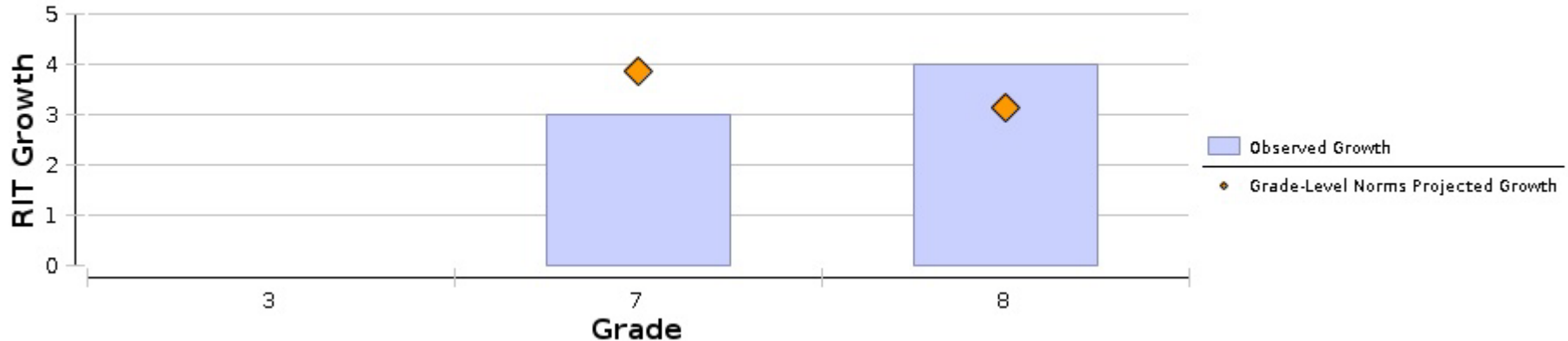
Grouping: None  
Small Group Display: No

### Kranz Junior High School

Math: Math K-12

Grade (Winter 2021)	Growth Count <sup>‡</sup>	Comparison Periods						Growth Evaluated Against								
		Fall 2020			Winter 2021			Growth			Grade-Level Norms			Student Norms		
		Mean RIT	SD	Percentile	Mean RIT	SD	Percentile	Observed Growth	Observed Growth SE	Projected Growth	School Conditional Growth Index	School Conditional Growth Percentile	Count with Projection	Count Met Projection	Percent Met Projection	Student Median Conditional Growth Percentile
3	0	**			**				**							
7	301	220.5	15.1	51	223.7	14.9	48	3	0.4	3.8	-0.54	29	301	151	50	50
8	145	214.7	11.6	15	218.4	10.9	16	4	0.6	3.1	0.43	67	145	86	59	56

### Math: Math K-12



#### Explanatory Notes

<sup>1</sup>User norms are based on the group of students who have taken the test in the selected subject and course. These results are not comparable to results based on nationally representative norms.

\* Summaries for groups of fewer than 10 students are not shown, as the sample size may be too small for acceptable statistical reliability.

\*\* Calculations not provided because students have no MAP results in at least one of the terms. The Growth Count is zero.

<sup>‡</sup>Growth Count provided reflects students with MAP results in both the Start and End terms. Observed Growth calculation is based on that student data.



# Student Growth Summary Report

## Aggregate by School

Term: Winter 2020-2021  
District: Dickinson ISD

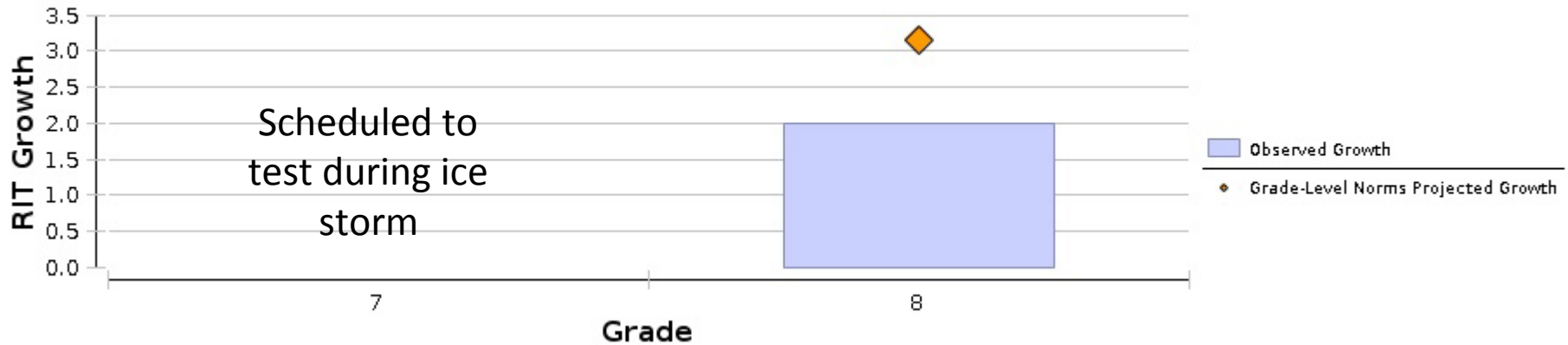
Norms Reference Data: 2020 and User Norms<sup>1</sup>.  
Growth Comparison Period: Fall 2020 - Winter 2021  
Weeks of Instruction: Start - 4 (Fall 2020)  
End - 20 (Winter 2021)  
Grouping: None  
Small Group Display: No

### McAdams Junior High School

Math: Math K-12

Grade (Winter 2021)	Growth Count <sup>‡</sup>	Comparison Periods						Growth Evaluated Against								
		Fall 2020			Winter 2021			Growth		Grade-Level Norms			Student Norms			
		Mean RIT	SD	Percentile	Mean RIT	SD	Percentile	Observed Growth	Observed Growth SE	Projected Growth	School Conditional Growth Index	School Conditional Growth Percentile	Count with Projection	Count Met Projection	Percent Met Projection	Student Median Conditional Growth Percentile
7	0	**			**			**					**			
8	202	219.0	12.9	27	221.1	12.9	24	2	0.4	3.1	-0.76	22	202	97	48	43

### Math: Math K-12



#### Explanatory Notes

<sup>1</sup>User norms are based on the group of students who have taken the test in the selected subject and course. These results are not comparable to results based on nationally representative norms.

\* Summaries for groups of fewer than 10 students are not shown, as the sample size may be too small for acceptable statistical reliability.

\*\* Calculations not provided because students have no MAP results in at least one of the terms. The Growth Count is zero.

<sup>‡</sup>Growth Count provided reflects students with MAP results in both the Start and End terms. Observed Growth calculation is based on that student data.



# Student Growth Summary Report

## Aggregate by School

Term: Winter 2020-2021  
District: Dickinson ISD

Norms Reference Data: 2020 and User Norms<sup>1</sup>.  
Growth Comparison Period: Fall 2020 - Winter 2021  
Weeks of Instruction: Start - 4 (Fall 2020)  
End - 20 (Winter 2021)

Grouping: None  
Small Group Display: No



### Bay Colony Road Elementary School

Language Arts: Reading

Grade (Winter 2021)	Growth Count <sup>‡</sup>	Comparison Periods							Growth Evaluated Against							
		Fall 2020			Winter 2021			Growth		Grade-Level Norms			Student Norms			
		Mean RIT	SD	Percentile	Mean RIT	SD	Percentile	Observed Growth	Observed Growth SE	Projected Growth	School Conditional Growth Index	School Conditional Growth Percentile	Count with Projection	Count Met Projection	Percent Met Projection	Student Median Conditional Growth Percentile
K	74	141.9	8.9	84	149.7	10.4	75	8	0.7	9.3	-1.09	14	74	37	50	46
1	85	154.9	11.9	42	164.2	15.2	39	9	1.2	9.9	-0.39	35	85	35	41	37
2	87	174.3	11.7	62	181.0	12.9	49	7	0.9	8.9	-1.52	6	87	35	40	35
3	76	189.3	13.4	65	195.4	11.8	58	6	0.9	7.2	-0.92	18	76	33	43	38
4	109	198.7	12.1	61	202.9	13.8	52	4	0.8	5.8	-1.32	9	109	44	40	33

### Language Arts: Reading



#### Explanatory Notes

<sup>1</sup>User norms are based on the group of students who have taken the test in the selected subject and course. These results are not comparable to results based on nationally representative norms.

\* Summaries for groups of fewer than 10 students are not shown, as the sample size may be too small for acceptable statistical reliability.

\*\* Calculations not provided because students have no MAP results in at least one of the terms. The Growth Count is zero.

<sup>‡</sup>Growth Count provided reflects students with MAP results in both the Start and End terms. Observed Growth calculation is based on that student data.



# Student Growth Summary Report

## Aggregate by School

Term: Winter 2020-2021  
District: Dickinson ISD

Norms Reference Data: 2020 and User Norms<sup>1</sup>.  
Growth Comparison Period: Fall 2020 - Winter 2021  
Weeks of Instruction: Start - 4 (Fall 2020)  
End - 20 (Winter 2021)

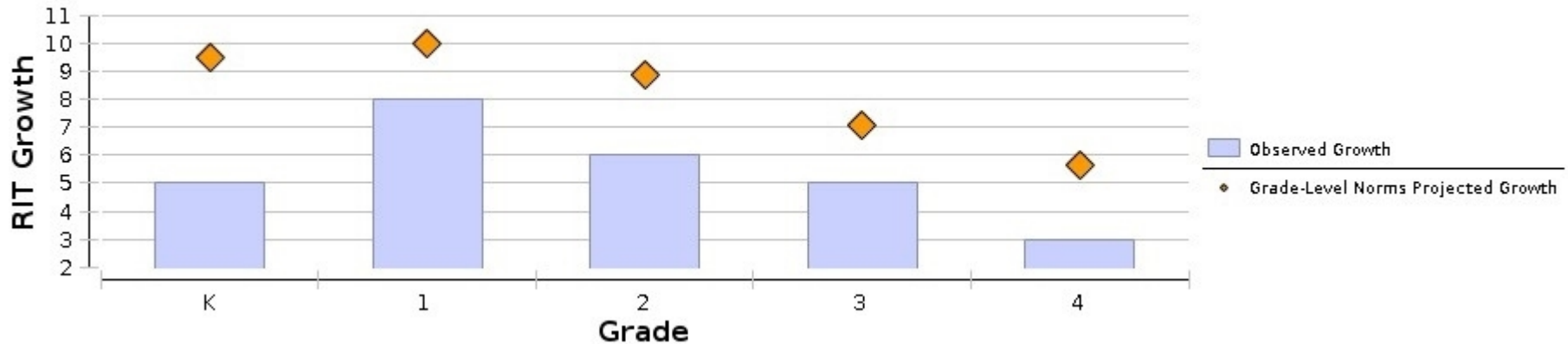
Grouping: None  
Small Group Display: No

### Calder Road Elementary

Language Arts: Reading

Grade (Winter 2021)	Growth Count <sup>‡</sup>	Comparison Periods						Growth Evaluated Against								
		Fall 2020			Winter 2021			Growth		Grade-Level Norms			Student Norms			
		Mean RIT	SD	Percentile	Mean RIT	SD	Percentile	Observed Growth	Observed Growth SE	Projected Growth	School Conditional Growth Index	School Conditional Growth Percentile	Count with Projection	Count Met Projection	Percent Met Projection	Student Median Conditional Growth Percentile
K	90	139.3	9.9	69	144.5	11.7	36	5	0.8	9.5	-3.07	1	90	25	28	19
1	95	157.2	11.3	59	165.1	12.1	45	8	0.8	10.0	-1.44	7	95	41	43	39
2	79	173.1	13.5	55	178.9	13.0	37	6	0.7	8.9	-2.13	2	79	25	32	32
3	89	194.4	14.8	86	199.0	13.6	76	5	0.8	7.1	-2.05	2	89	38	43	37
4	97	201.7	12.6	76	205.1	13.6	64	3	0.8	5.7	-1.91	3	97	45	46	38

### Language Arts: Reading



#### Explanatory Notes

<sup>1</sup>User norms are based on the group of students who have taken the test in the selected subject and course. These results are not comparable to results based on nationally representative norms.

\* Summaries for groups of fewer than 10 students are not shown, as the sample size may be too small for acceptable statistical reliability.

\*\* Calculations not provided because students have no MAP results in at least one of the terms. The Growth Count is zero.

<sup>‡</sup>Growth Count provided reflects students with MAP results in both the Start and End terms. Observed Growth calculation is based on that student data.



# Student Growth Summary Report

## Aggregate by School

Term: Winter 2020-2021  
District: Dickinson ISD

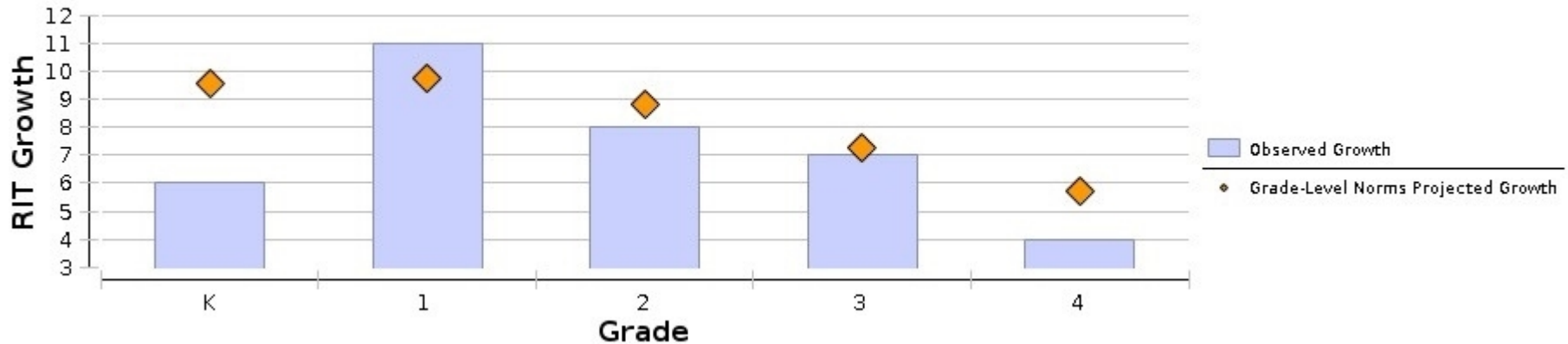
Norms Reference Data: 2020 and User Norms<sup>1</sup>.  
Growth Comparison Period: Fall 2020 - Winter 2021  
Weeks of Instruction: Start - 4 (Fall 2020)  
End - 20 (Winter 2021)  
Grouping: None  
Small Group Display: No

### Hughes Road Elementary School

Language Arts: Reading

Grade (Winter 2021)	Growth Count <sup>‡</sup>	Comparison Periods						Growth Evaluated Against								
		Fall 2020			Winter 2021			Growth		Grade-Level Norms			Student Norms			
		Mean RIT	SD	Percentile	Mean RIT	SD	Percentile	Observed Growth	Observed Growth SE	Projected Growth	School Conditional Growth Index	School Conditional Growth Percentile	Count with Projection	Count Met Projection	Percent Met Projection	Student Median Conditional Growth Percentile
K	102	138.0	8.5	60	144.1	13.9	34	6	1.2	9.6	-2.48	1	102	34	33	13
1	109	152.3	11.1	25	163.6	12.7	35	11	0.8	9.7	1.09	86	109	61	56	61
2	125	170.1	12.5	36	177.6	13.0	30	8	0.7	8.8	-0.91	18	125	55	44	38
3	100	187.7	14.5	56	194.9	13.5	56	7	0.8	7.3	-0.04	48	100	51	51	50
4	85	199.9	13.8	67	204.2	14.7	59	4	1.0	5.7	-1.20	12	85	37	44	39

### Language Arts: Reading



#### Explanatory Notes

<sup>1</sup>User norms are based on the group of students who have taken the test in the selected subject and course. These results are not comparable to results based on nationally representative norms.

\* Summaries for groups of fewer than 10 students are not shown, as the sample size may be too small for acceptable statistical reliability.

\*\* Calculations not provided because students have no MAP results in at least one of the terms. The Growth Count is zero.

<sup>‡</sup>Growth Count provided reflects students with MAP results in both the Start and End terms. Observed Growth calculation is based on that student data.



# Student Growth Summary Report

## Aggregate by School

Term: Winter 2020-2021  
District: Dickinson ISD

Norms Reference Data: 2020 and User Norms<sup>1</sup>.  
Growth Comparison Period: Fall 2020 - Winter 2021  
Weeks of Instruction: Start - 4 (Fall 2020)  
End - 20 (Winter 2021)

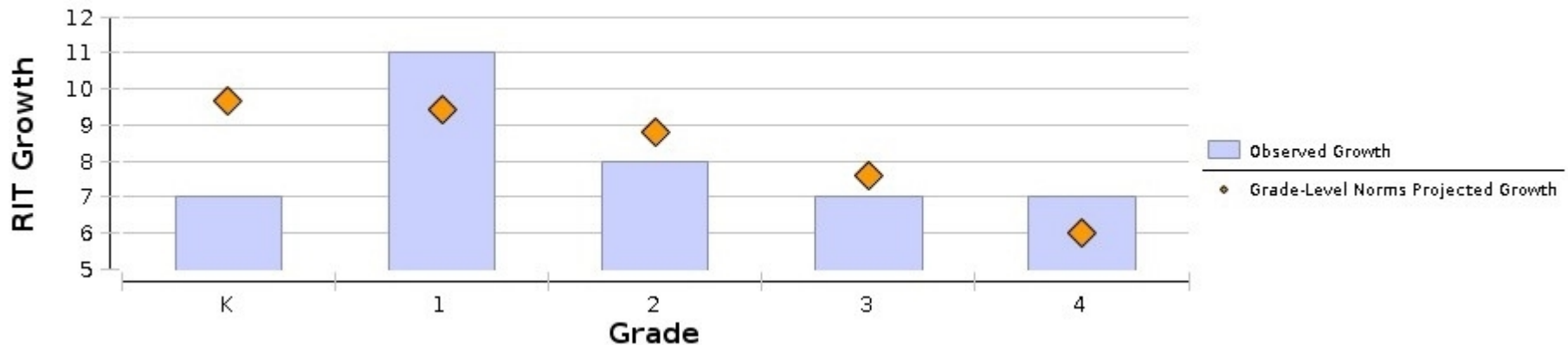
Grouping: None  
Small Group Display: No

### KE Little Elementary School

Language Arts: Reading

Grade (Winter 2021)	Growth Count <sup>‡</sup>	Comparison Periods						Growth Evaluated Against								
		Fall 2020			Winter 2021			Growth		Grade-Level Norms			Student Norms			
		Mean RIT	SD	Percentile	Mean RIT	SD	Percentile	Observed Growth	Observed Growth SE	Projected Growth	School Conditional Growth Index	School Conditional Growth Percentile	Count with Projection	Count Met Projection	Percent Met Projection	Student Median Conditional Growth Percentile
K	52	136.3	8.3	47	143.5	11.2	29	7	1.6	9.7	-1.76	4	52	19	37	37
1	70	146.3	9.5	4	157.1	12.4	7	11	1.0	9.4	0.96	83	70	40	57	60
2	37	170.0	12.9	36	178.1	12.9	32	8	1.1	8.8	-0.49	31	37	18	49	46
3	34	175.1	17.9	5	181.9	20.4	5	7	1.5	7.6	-0.63	26	34	15	44	33
4	105	191.5	15.5	24	198.0	15.5	26	7	0.8	6.0	0.43	67	105	58	55	57

### Language Arts: Reading



#### Explanatory Notes

<sup>1</sup>User norms are based on the group of students who have taken the test in the selected subject and course. These results are not comparable to results based on nationally representative norms.

\* Summaries for groups of fewer than 10 students are not shown, as the sample size may be too small for acceptable statistical reliability.

\*\* Calculations not provided because students have no MAP results in at least one of the terms. The Growth Count is zero.

<sup>‡</sup>Growth Count provided reflects students with MAP results in both the Start and End terms. Observed Growth calculation is based on that student data.



# Student Growth Summary Report

## Aggregate by School

Term: Winter 2020-2021  
District: Dickinson ISD

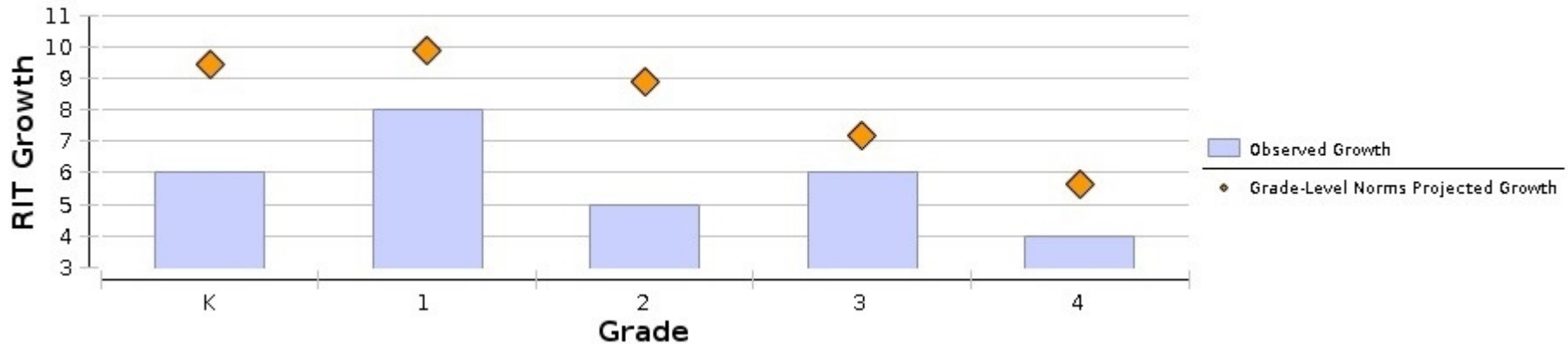
Norms Reference Data: 2020 and User Norms<sup>1</sup>.  
Growth Comparison Period: Fall 2020 - Winter 2021  
Weeks of Instruction: Start - 4 (Fall 2020)  
End - 20 (Winter 2021)  
Grouping: None  
Small Group Display: No

### Lobit Elementary School

Language Arts: Reading

Grade (Winter 2021)	Growth Count <sup>‡</sup>	Comparison Periods						Growth Evaluated Against								
		Fall 2020			Winter 2021			Growth		Grade-Level Norms			Student Norms			
		Mean RIT	SD	Percentile	Mean RIT	SD	Percentile	Observed Growth	Observed Growth SE	Projected Growth	School Conditional Growth Index	School Conditional Growth Percentile	Count with Projection	Count Met Projection	Percent Met Projection	Student Median Conditional Growth Percentile
K	72	139.9	9.5	73	145.4	10.9	43	6	1.0	9.4	-2.83	1	72	24	33	26
1	116	155.2	9.8	45	163.4	11.2	34	8	0.7	9.9	-1.16	12	116	45	39	37
2	115	174.6	10.7	64	179.7	12.5	41	5	0.6	8.9	-2.64	1	115	37	32	25
3	106	190.9	14.6	72	196.6	13.4	65	6	0.8	7.2	-1.22	11	106	47	44	41
4	102	203.4	11.9	82	206.9	11.7	73	4	0.6	5.6	-1.78	4	102	43	42	39

### Language Arts: Reading



#### Explanatory Notes

<sup>1</sup>User norms are based on the group of students who have taken the test in the selected subject and course. These results are not comparable to results based on nationally representative norms.

\* Summaries for groups of fewer than 10 students are not shown, as the sample size may be too small for acceptable statistical reliability.

\*\* Calculations not provided because students have no MAP results in at least one of the terms. The Growth Count is zero.

<sup>‡</sup>Growth Count provided reflects students with MAP results in both the Start and End terms. Observed Growth calculation is based on that student data.



# Student Growth Summary Report

## Aggregate by School

Term: Winter 2020-2021  
District: Dickinson ISD

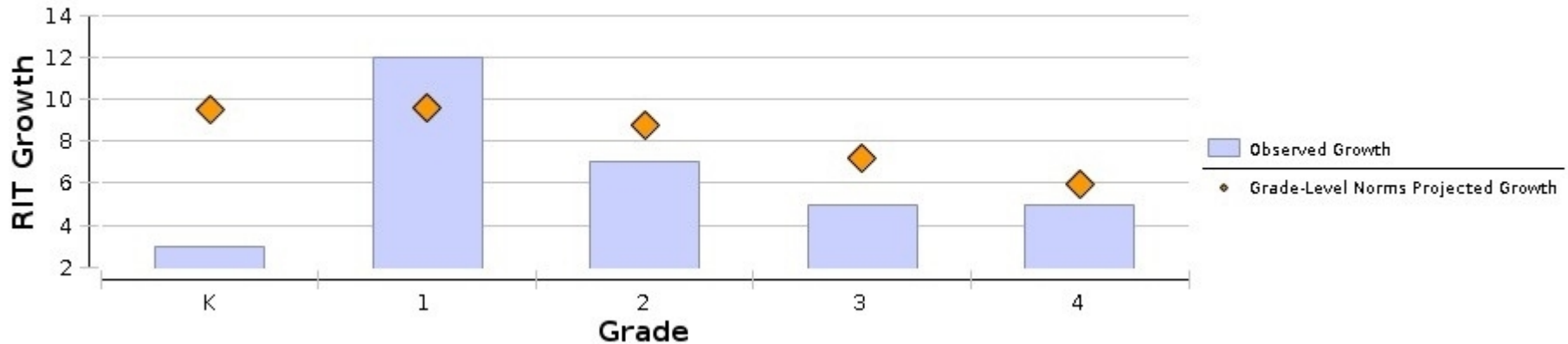
Norms Reference Data: 2020 and User Norms<sup>1</sup>.  
Growth Comparison Period: Fall 2020 - Winter 2021  
Weeks of Instruction: Start - 4 (Fall 2020)  
End - 20 (Winter 2021)  
Grouping: None  
Small Group Display: No

### San Leon Elementary School

Language Arts: Reading

Grade (Winter 2021)	Growth Count <sup>‡</sup>	Comparison Periods						Growth Evaluated Against								
		Fall 2020			Winter 2021			Growth		Grade-Level Norms			Student Norms			
		Mean RIT	SD	Percentile	Mean RIT	SD	Percentile	Observed Growth	Observed Growth SE	Projected Growth	School Conditional Growth Index	School Conditional Growth Percentile	Count with Projection	Count Met Projection	Percent Met Projection	Student Median Conditional Growth Percentile
K	68	138.4	6.6	63	141.0	10.3	15	3	0.9	9.5	-4.97	1	68	13	19	15
1	68	150.2	12.0	15	162.1	13.5	26	12	1.1	9.6	1.58	94	68	39	57	55
2	62	168.7	11.8	29	175.9	11.3	22	7	0.7	8.8	-1.10	13	62	23	37	35
3	72	188.9	15.6	62	193.4	15.0	47	5	1.3	7.2	-2.25	1	72	32	44	37
4	102	192.4	15.4	28	197.4	13.7	24	5	0.7	6.0	-0.81	21	102	45	44	42

### Language Arts: Reading



#### Explanatory Notes

<sup>1</sup>User norms are based on the group of students who have taken the test in the selected subject and course. These results are not comparable to results based on nationally representative norms.

\* Summaries for groups of fewer than 10 students are not shown, as the sample size may be too small for acceptable statistical reliability.

\*\* Calculations not provided because students have no MAP results in at least one of the terms. The Growth Count is zero.

<sup>‡</sup>Growth Count provided reflects students with MAP results in both the Start and End terms. Observed Growth calculation is based on that student data.



# Student Growth Summary Report

## Aggregate by School

Term: Winter 2020-2021  
District: Dickinson ISD

Norms Reference Data: 2020 and User Norms<sup>1</sup>  
Growth Comparison Period: Fall 2020 - Winter 2021  
Weeks of Instruction: Start - 4 (Fall 2020)  
End - 20 (Winter 2021)

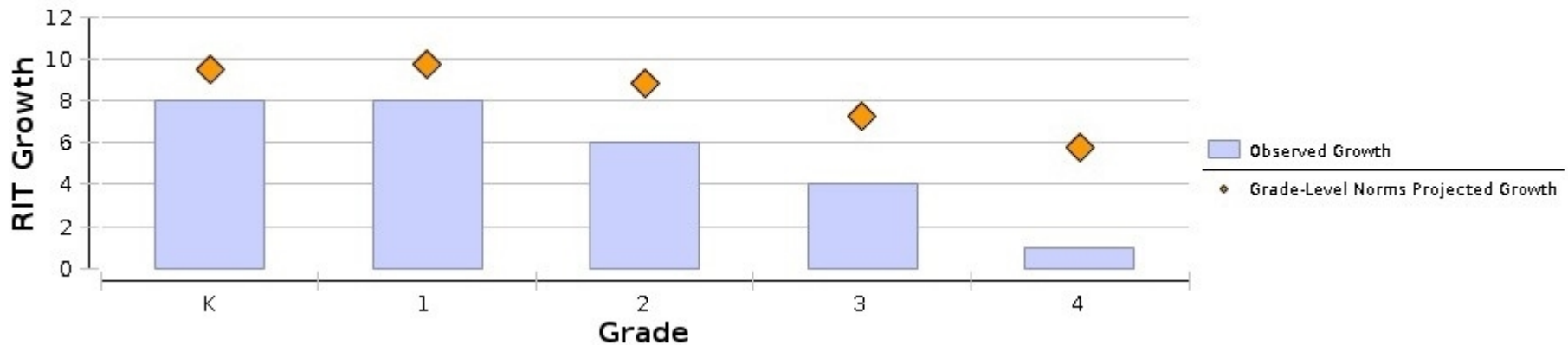
Grouping: None  
Small Group Display: No

### Silbernagel Elementary School

Language Arts: Reading

Grade (Winter 2021)	Growth Count <sup>‡</sup>	Comparison Periods						Growth Evaluated Against								
		Fall 2020			Winter 2021			Growth		Grade-Level Norms			Student Norms			
		Mean RIT	SD	Percentile	Mean RIT	SD	Percentile	Observed Growth	Observed Growth SE	Projected Growth	School Conditional Growth Index	School Conditional Growth Percentile	Count with Projection	Count Met Projection	Percent Met Projection	Student Median Conditional Growth Percentile
K	64	139.0	9.8	67	147.4	11.4	59	8	1.2	9.5	-0.79	22	64	32	50	47
1	74	153.0	11.2	29	160.7	11.6	19	8	0.7	9.8	-1.43	8	74	27	36	28
2	68	169.1	12.9	31	175.3	12.7	19	6	0.8	8.8	-1.80	4	68	26	38	30
3	61	187.8	14.0	57	191.8	14.6	38	4	1.1	7.3	-2.68	1	61	20	33	25
4	78	198.6	12.9	61	199.9	14.8	36	1	1.1	5.8	-3.77	1	78	19	24	26

### Language Arts: Reading





# Student Growth Summary Report

## Aggregate by School

Term: Winter 2020-2021  
 District: Dickinson ISD

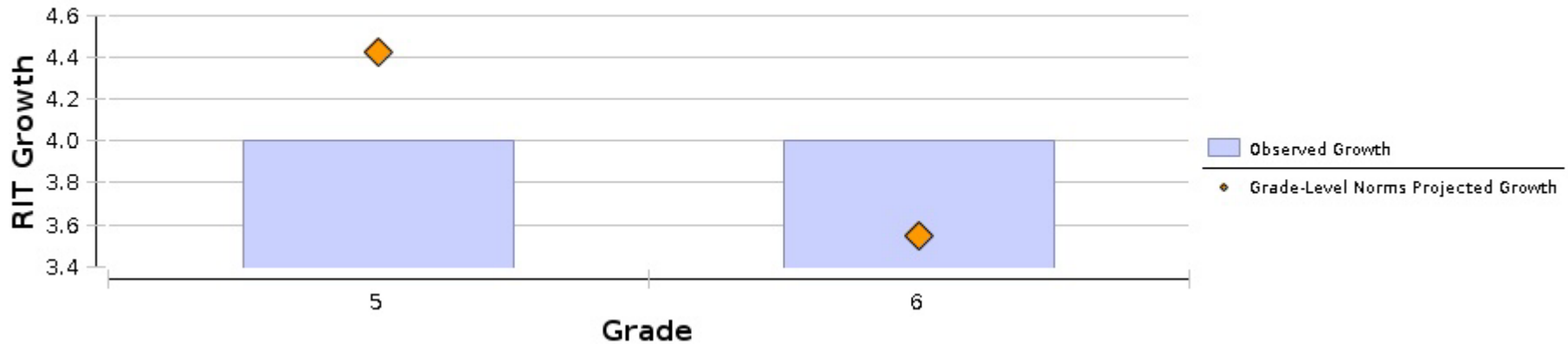
Norms Reference Data: 2020 and User Norms<sup>1</sup>.  
 Growth Comparison Period: Fall 2020 - Winter 2021  
 Weeks of Instruction: Start - 4 (Fall 2020)  
 End - 20 (Winter 2021)  
 Grouping: None  
 Small Group Display: No

### Barber Middle School

Language Arts: Reading

Grade (Winter 2021)	Growth Count†	Comparison Periods						Growth Evaluated Against								
		Fall 2020			Winter 2021			Growth		Grade-Level Norms			Student Norms			
		Mean RIT	SD	Percentile	Mean RIT	SD	Percentile	Observed Growth	Observed Growth SE	Projected Growth	School Conditional Growth Index	School Conditional Growth Percentile	Count with Projection	Count Met Projection	Percent Met Projection	Student Median Conditional Growth Percentile
5	165	211.7	15.2	85	216.1	14.6	84	4	0.5	4.4	-0.02	49	165	90	55	48
6	241	213.1	14.1	66	216.7	12.9	66	4	0.5	3.5	0.06	52	241	136	56	54

### Language Arts: Reading





# Student Growth Summary Report

## Aggregate by School

Term: Winter 2020-2021  
 District: Dickinson ISD

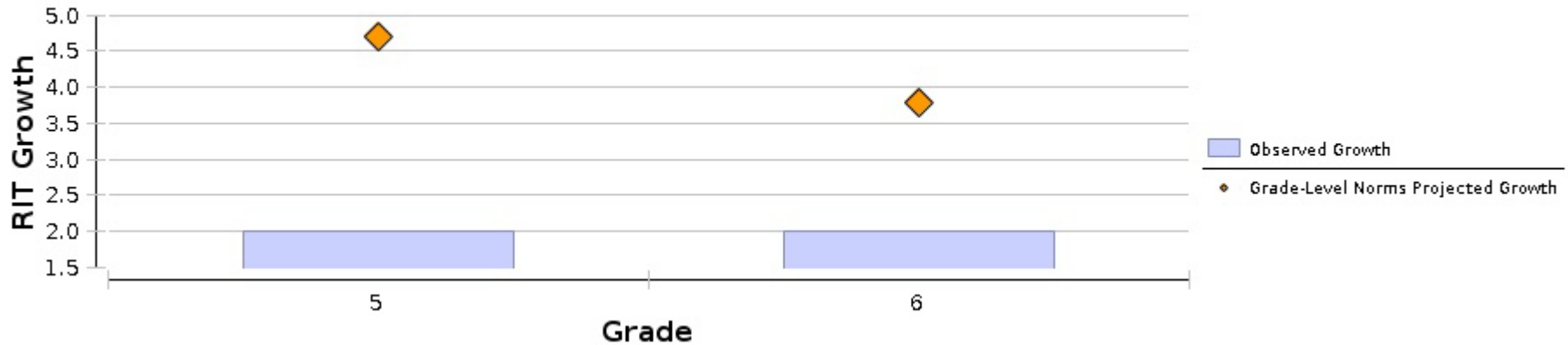
Norms Reference Data: 2020 and User Norms<sup>1</sup>.  
 Growth Comparison Period: Fall 2020 - Winter 2021  
 Weeks of Instruction: Start - 4 (Fall 2020)  
 End - 20 (Winter 2021)  
 Grouping: None  
 Small Group Display: No

### Dunbar Middle School

Language Arts: Reading

Grade (Winter 2021)	Growth Count‡	Comparison Periods						Growth Evaluated Against								
		Fall 2020			Winter 2021			Growth			Grade-Level Norms			Student Norms		
		Mean RIT	SD	Percentile	Mean RIT	SD	Percentile	Observed Growth	Observed Growth SE	Projected Growth	School Conditional Growth Index	School Conditional Growth Percentile	Count with Projection	Count Met Projection	Percent Met Projection	Student Median Conditional Growth Percentile
5	207	202.5	13.1	39	204.8	13.0	27	2	0.5	4.7	-2.12	2	207	78	38	33
6	229	206.1	12.7	28	208.0	13.4	20	2	0.5	3.8	-1.89	3	229	100	44	36

### Language Arts: Reading





# Student Growth Summary Report

## Aggregate by School

Term: Winter 2020-2021  
District: Dickinson ISD

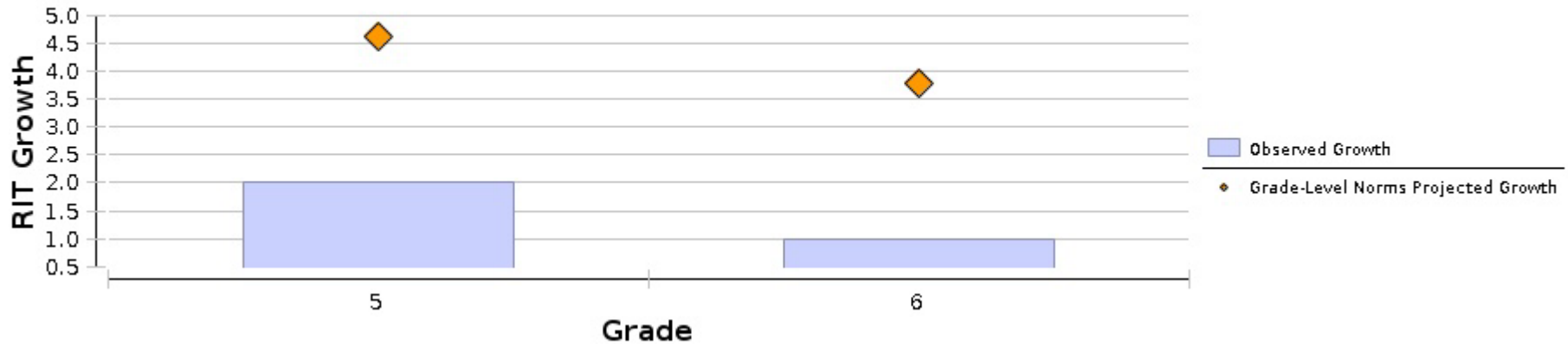
Norms Reference Data: 2020 and User Norms<sup>1</sup>.  
Growth Comparison Period: Fall 2020 - Winter 2021  
Weeks of Instruction: Start - 4 (Fall 2020)  
End - 20 (Winter 2021)  
Grouping: None  
Small Group Display: No

### Lobit Middle School

Language Arts: Reading

Grade (Winter 2021)	Growth Count <sup>‡</sup>	Comparison Periods						Growth Evaluated Against								
		Fall 2020			Winter 2021			Growth		Grade-Level Norms			Student Norms			
		Mean RIT	SD	Percentile	Mean RIT	SD	Percentile	Observed Growth	Observed Growth SE	Projected Growth	School Conditional Growth Index	School Conditional Growth Percentile	Count with Projection	Count Met Projection	Percent Met Projection	Student Median Conditional Growth Percentile
5	148	205.2	13.1	54	206.9	13.2	38	2	0.6	4.6	-2.58	1	148	53	36	30
6	110	206.6	13.6	31	207.3	13.9	18	1	0.8	3.8	-3.08	1	110	35	32	29

### Language Arts: Reading





# Student Growth Summary Report

## Aggregate by School

Term: Winter 2020-2021  
District: Dickinson ISD

Norms Reference Data: 2020 and User Norms<sup>1</sup>.  
Growth Comparison Period: Fall 2020 - Winter 2021  
Weeks of Instruction: Start - 4 (Fall 2020)  
End - 20 (Winter 2021)

Grouping: None  
Small Group Display: No

### Kranz Junior High School

Language Arts: Reading

Grade (Winter 2021)	Growth Count <sup>‡</sup>	Comparison Periods						Growth Evaluated Against								
		Fall 2020			Winter 2021			Growth			Grade-Level Norms			Student Norms		
		Mean RIT	SD	Percentile	Mean RIT	SD	Percentile	Observed Growth	Observed Growth SE	Projected Growth	School Conditional Growth Index	School Conditional Growth Percentile	Count with Projection	Count Met Projection	Percent Met Projection	Student Median Conditional Growth Percentile
3	0	**			**			**				**				
7	376	213.8	15.4	48	216.3	14.6	46	3	0.4	2.9	-0.39	35	376	182	48	42
8	295	219.3	14.7	57	220.7	15.1	51	1	0.5	2.5	-0.93	18	295	139	47	41

### Language Arts: Reading





# Student Growth Summary Report

## Aggregate by School

Term: Winter 2020-2021  
 District: Dickinson ISD

Norms Reference Data: 2020 and User Norms<sup>1</sup>.  
 Growth Comparison Period: Fall 2020 - Winter 2021  
 Weeks of Instruction: Start - 4 (Fall 2020)  
 End - 20 (Winter 2021)

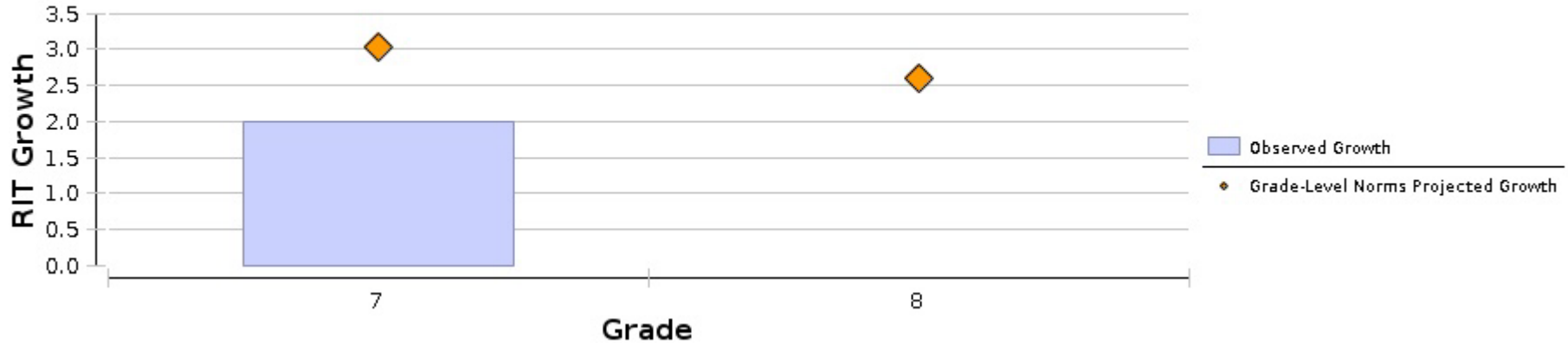
Grouping: None  
 Small Group Display: No

### McAdams Junior High School

Language Arts: Reading

Grade (Winter 2021)	Growth Count‡	Comparison Periods						Growth Evaluated Against								
		Fall 2020			Winter 2021			Growth		Grade-Level Norms			Student Norms			
		Mean RIT	SD	Percentile	Mean RIT	SD	Percentile	Observed Growth	Observed Growth SE	Projected Growth	School Conditional Growth Index	School Conditional Growth Percentile	Count with Projection	Count Met Projection	Percent Met Projection	Student Median Conditional Growth Percentile
7	227	208.8	16.1	23	210.3	14.6	17	2	0.6	3.0	-1.52	6	227	102	45	41
8	134	214.7	15.8	34	214.2	15.7	21	0	0.8	2.6	-2.69	1	134	49	37	34

### Language Arts: Reading





# Student Growth Summary Report

## Aggregate by School

Term: Winter 2020-2021  
 District: Dickinson ISD

Norms Reference Data: 2020 and User Norms<sup>1</sup>.  
 Growth Comparison Period: Fall 2020 - Winter 2021  
 Weeks of Instruction: Start - 4 (Fall 2020)  
 End - 20 (Winter 2021)

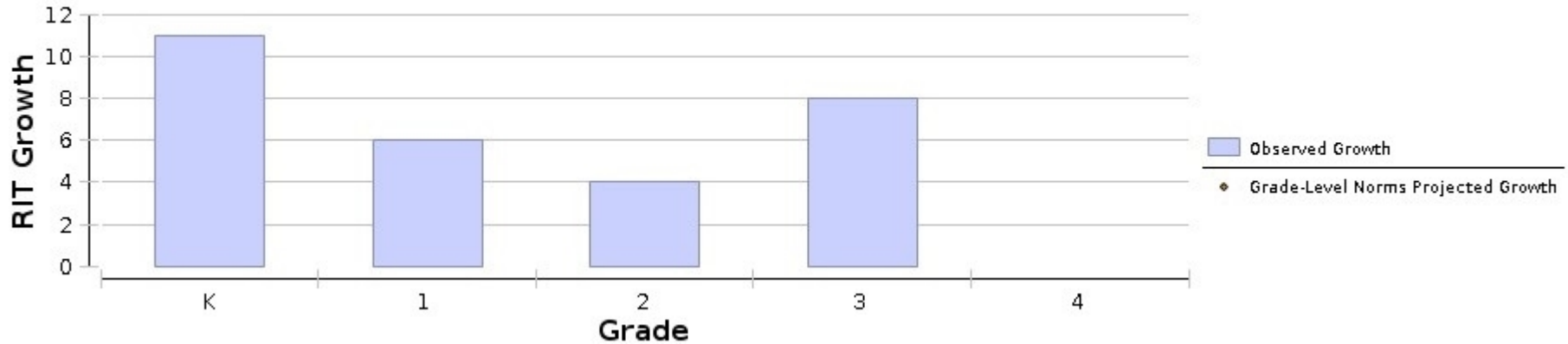
Grouping: None  
 Small Group Display: No

### Bay Colony Road Elementary School

Language Arts: Reading  
 (Spanish)

Grade (Winter 2021)	Growth Count‡	Comparison Periods						Growth Evaluated Against								
		Fall 2020			Winter 2021			Growth		Grade-Level Norms			Student Norms			
		Mean RIT	SD	Percentile	Mean RIT	SD	Percentile	Observed Growth	Observed Growth SE	Projected Growth	School Conditional Growth Index	School Conditional Growth Percentile	Count with Projection	Count Met Projection	Percent Met Projection	Student Median Conditional Growth Percentile
K	27	138.0	6.4		149.1	13.6		11	2.3				27	14	52	52
1	16	156.1	9.5		162.3	10.5		6	1.9				16	5	31	40
2	25	171.9	12.3		175.6	13.5		4	1.7				25	6	24	17
3	21	180.4	10.0		187.9	10.1		8	1.6				21	11	52	56
4	2	*			*			*					*			

Language Arts: Reading (Spanish)





# Student Growth Summary Report

## Aggregate by School

Term: Winter 2020-2021  
District: Dickinson ISD

Norms Reference Data: 2020 and User Norms<sup>1</sup>  
Growth Comparison Period: Fall 2020 - Winter 2021  
Weeks of Instruction: Start - 4 (Fall 2020)  
End - 20 (Winter 2021)

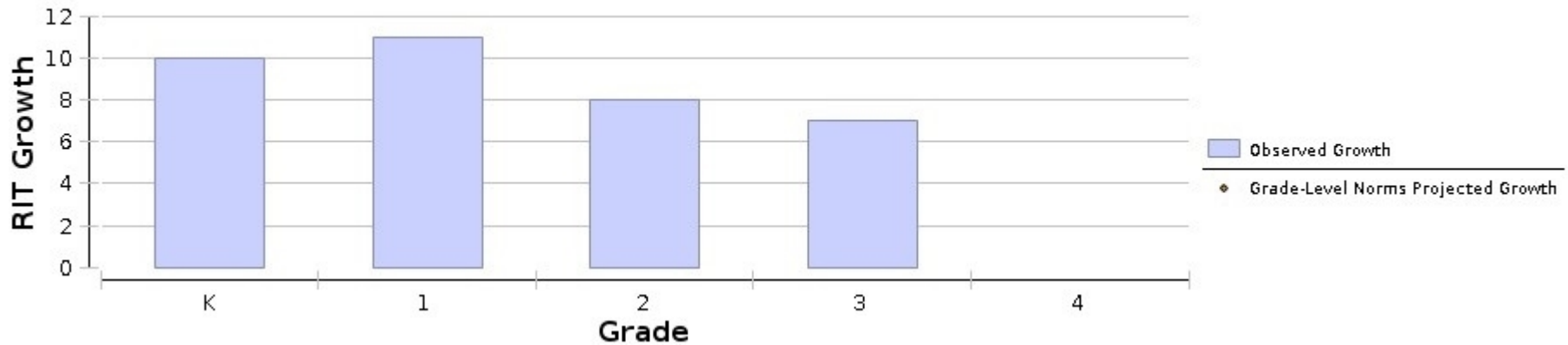
Grouping: None  
Small Group Display: No

### Calder Road Elementary

Language Arts: Reading  
(Spanish)

Grade (Winter 2021)	Growth Count†	Comparison Periods						Growth Evaluated Against								
		Fall 2020			Winter 2021			Growth		Grade-Level Norms			Student Norms			
		Mean RIT	SD	Percentile	Mean RIT	SD	Percentile	Observed Growth	Observed Growth SE	Projected Growth	School Conditional Growth Index	School Conditional Growth Percentile	Count with Projection	Count Met Projection	Percent Met Projection	Student Median Conditional Growth Percentile
K	10	135.8	8.7		146.0	12.0		10	3.0				10	5	50	51
1	19	157.7	8.4		168.2	9.4		11	1.2				19	10	53	47
2	12	171.8	7.1		180.1	6.8		8	1.3				12	7	58	59
3	11	178.1	11.3		184.5	13.5		7	2.1				11	5	45	33
4	1	*			*			*					*			

### Language Arts: Reading (Spanish)





# Student Growth Summary Report

## Aggregate by School

Term: Winter 2020-2021  
 District: Dickinson ISD

Norms Reference Data: 2020 and User Norms<sup>1</sup>.  
 Growth Comparison Period: Fall 2020 - Winter 2021  
 Weeks of Instruction: Start - 4 (Fall 2020)  
 End - 20 (Winter 2021)

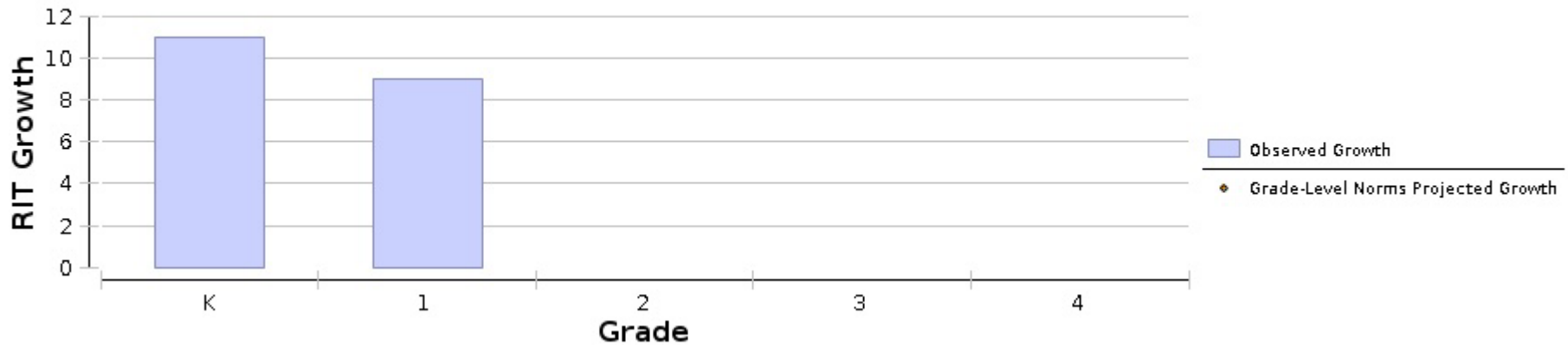
Grouping: None  
 Small Group Display: No

### KE Little Elementary School

Language Arts: Reading  
 (Spanish)

Grade (Winter 2021)	Growth Count‡	Comparison Periods						Growth Evaluated Against								
		Fall 2020			Winter 2021			Growth		Grade-Level Norms			Student Norms			
		Mean RIT	SD	Percentile	Mean RIT	SD	Percentile	Observed Growth	Observed Growth SE	Projected Growth	School Conditional Growth Index	School Conditional Growth Percentile	Count with Projection	Count Met Projection	Percent Met Projection	Student Median Conditional Growth Percentile
K	33	135.3	10.1		146.1	12.8		11	1.4				33	19	58	61
1	30	149.4	12.2		158.4	12.0		9	1.3				30	14	47	47
2	0	**			**			**					**			
3	0	**			**			**					**			
4	1	*			*			*					*			

Language Arts: Reading (Spanish)





# Student Growth Summary Report

## Aggregate by School

Term: Winter 2020-2021  
District: Dickinson ISD

Norms Reference Data: 2020 and User Norms<sup>1</sup>  
Growth Comparison Period: Fall 2020 - Winter 2021  
Weeks of Instruction: Start - 4 (Fall 2020)  
End - 20 (Winter 2021)

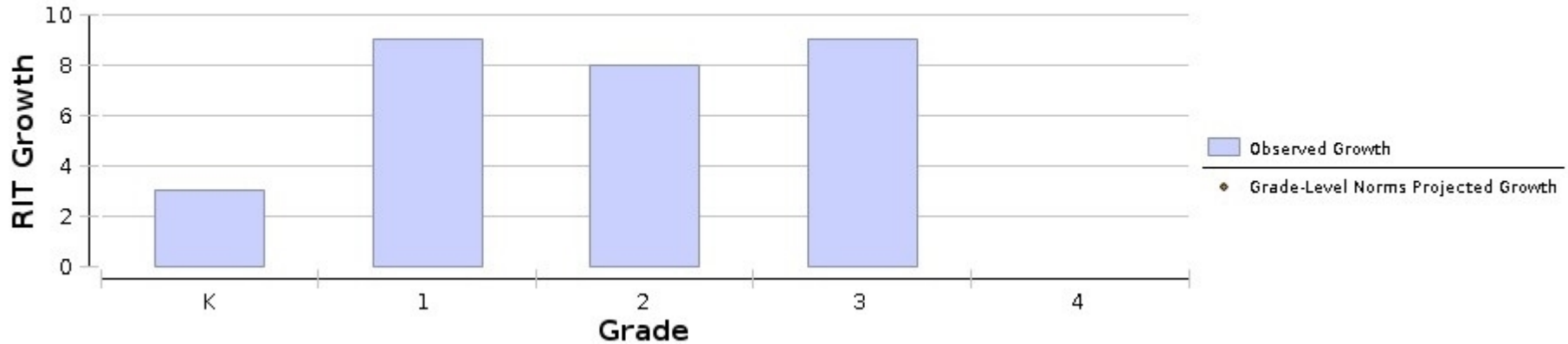
Grouping: None  
Small Group Display: No

### San Leon Elementary School

Language Arts: Reading  
(Spanish)

Grade (Winter 2021)	Growth Count‡	Comparison Periods						Growth Evaluated Against									
		Fall 2020			Winter 2021			Growth		Grade-Level Norms			Student Norms				
		Mean RIT	SD	Percentile	Mean RIT	SD	Percentile	Observed Growth	Observed Growth SE	Projected Growth	School Conditional Growth Index	School Conditional Growth Percentile	Count with Projection	Count Met Projection	Percent Met Projection	Student Median Conditional Growth Percentile	
K	27	140.3	8.4		143.3	8.6		3	1.6					27	5	19	28
1	39	153.9	10.6		163.2	10.8		9	1.1					39	21	54	48
2	34	169.8	11.7		177.6	11.4		8	1.1					34	18	53	53
3	21	174.2	12.6		183.2	12.6		9	2.0					21	12	57	55
4	7	*			*			*						*			

Language Arts: Reading (Spanish)





# Student Growth Summary Report

## Aggregate by School

Term: Winter 2020-2021  
District: Dickinson ISD

Norms Reference Data: 2020 and User Norms<sup>1</sup>  
Growth Comparison Period: Fall 2020 - Winter 2021  
Weeks of Instruction: Start - 4 (Fall 2020)  
End - 20 (Winter 2021)

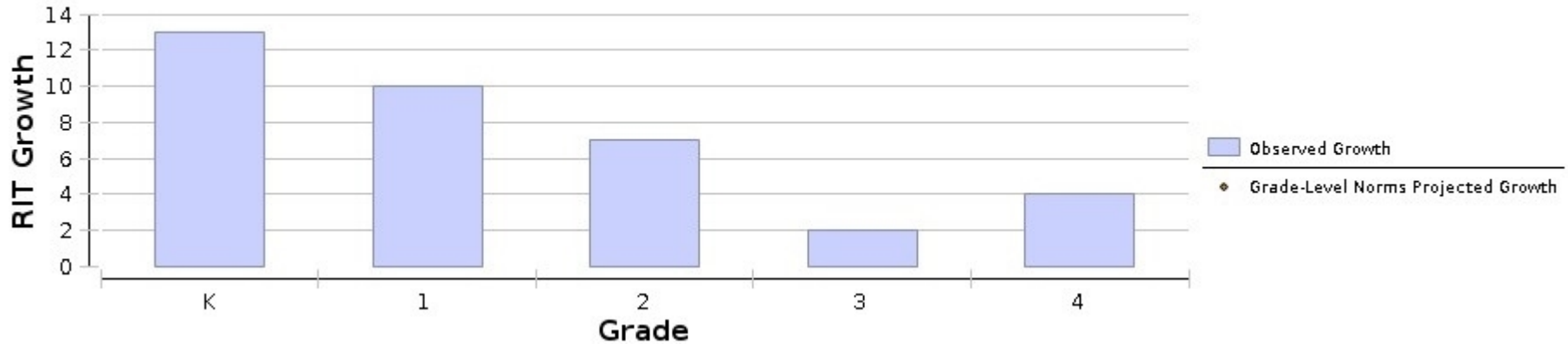
Grouping: None  
Small Group Display: No

### Silbernagel Elementary School

Language Arts: Reading  
(Spanish)

Grade (Winter 2021)	Growth Count†	Comparison Periods						Growth Evaluated Against									
		Fall 2020			Winter 2021			Growth		Grade-Level Norms			Student Norms				
		Mean RIT	SD	Percentile	Mean RIT	SD	Percentile	Observed Growth	Observed Growth SE	Projected Growth	School Conditional Growth Index	School Conditional Growth Percentile	Count with Projection	Count Met Projection	Percent Met Projection	Student Median Conditional Growth Percentile	
K	25	133.1	7.4		146.4	10.3		13	1.9					25	16	64	71
1	29	154.0	12.3		164.3	12.2		10	1.0				29	16	55	54	
2	32	167.5	10.9		174.3	10.9		7	0.9				32	16	50	47	
3	30	190.2	12.8		192.0	12.0		2	1.5				30	12	40	37	
4	18	190.0	13.2		193.9	12.5		4	2.2				18	8	44	44	

Language Arts: Reading (Spanish)



**DICKINSON INDEPENDENT SCHOOL DISTRICT  
BOARD AGENDA DOCUMENT**

**Meeting Date:** March 1, 2021

**Item Title:** Contractor for Junior High #3

**Agenda Item:** Jim Rubach

**Background Information:**

Requests for qualifications were received from ten very good contractors. In step one of the process to hire a Construction Manager at Risk (CM@R) to build Junior High #3. Architects from IBI and PBK, along with DISD administration selected five contractors to proceed to step two of the hiring process. Proposals were received on February 22 from these five contractors, and two of these contractors were selected for interviews. Both contractors were excellent and would have done a great job. After careful deliberation, the team of architects and administrators selected Drymalla Construction Company. This contractor was graded #1 in the evaluation process, provided the best interview, and was the lowest in construction cost.

**Recommendation:**

The Superintendent and Executive Director of Facility Planning and Construction recommend hiring Drymalla Construction Company to build Junior High #3.

**Action Item:**  Yes  No

**Motion made by** \_\_\_\_\_ **seconded by** \_\_\_\_\_ **vote** \_\_\_\_\_

**DICKINSON INDEPENDENT SCHOOL DISTRICT**  
**BOARD AGENDA DOCUMENT**

**Meeting Date:** March 1, 2021

**Item Title:** 2020-2021 TEA Waiver for Missed School Days Due to Winter Storm

**Agenda Item:** Dr. Jeff Pack

**Background Information:**

The Texas Education Agency is offering a Missed School Day Waiver for days missed during the week of February 15, 2021, due to the major winter storm. We are requesting a waiver for four days (Tuesday, February 16, 2021, through Friday, February 19, 2021) as those were regularly scheduled school days. The TEA has requested supporting documentation. The attached documentation includes: weather reports of the major winter storm, hazardous road conditions, prolonged power outages at multiple campuses, reports of frozen and broken water pipes, boil water notices, and disaster declarations from the Cities of Dickinson and Texas City.

**Recommendation:**

The Superintendent and Executive Director for Data Quality, Compliance, and Accountability recommend approval.

**Action Item:**  Yes  No

**Motion made by** \_\_\_\_\_ **seconded by** \_\_\_\_\_ **vote** \_\_\_\_\_

**DECLARATION OF DISASTER**

**WHEREAS**, the City of Dickinson, Texas on or about the 15<sup>th</sup> day of February, 2021, will likely suffer power outages, frozen water pipes, and hazardous road conditions resulting from freezing temperatures, and

**WHEREAS**, the Mayor of the City of Dickinson, Texas has determined that extraordinary measures must be taken to alleviate the suffering of people and to protect or rehabilitate property; now, therefore,

**BE IT ORDAINED BY THE MAYOR OF THE CITY OF DICKINSON, TEXAS**

**Section 1.** That a local state of disaster is hereby declared in the City of Dickinson, Texas pursuant to §418.108(a) of the Texas Government Code.

**Section 2.** Pursuant to §418.108(b) of the Texas Government Code, this declaration of local disaster shall continue for a period of not more than seven days from the date of this declaration unless continued or renewed by the City Council of the Dickinson, Texas.


**Section 3.** Pursuant to §418.108(c) of the Texas Government Code, this declaration of a local state of disaster shall be given prompt and general publicity and shall be filed promptly with the City Secretary.

**Section 4.** Pursuant to §418.108(d) of the Texas Government Code, this declaration of a local disaster activates the Dickinson Emergency Management Plan.

**Section 5.** This proclamation shall take effect immediately from and after its issuance.

**ORDERED** this the 14<sup>th</sup> day of February

**CITY OF DICKINSON, TEXAS**

By:   
Sean Skipworth, Mayor

ATTEST:

  
Kerilyn Basche, City Secretary



## Robert J Pack (DickinsonISD)

---

**From:** Carla R Voelkel (DickinsonISD)  
**Sent:** Monday, February 15, 2021 8:12 AM  
**To:** Aaron M Whitener (DickinsonISD); Brian Cmaidalka (DickinsonISD); Eric L Anderson (DickinsonISD); Ezequiel Contreras (DickinsonISD); James S Anderson (DickinsonISD); Jeff E Pulkinen (DickinsonISD); Jimmy D Rubach (DickinsonISD); John Harmon (DickinsonISD); John P Snelson (DickinsonISD); Melissa K Williams-Scott (DickinsonISD); Norman W Mcdonald (DickinsonISD); Rachel A Baker (DickinsonISD); Robert Cobb (DickinsonISD); Robert J Pack (DickinsonISD); Ryan K Boone (DickinsonISD); Simon J Pickering (DickinsonISD); Tammy G Dowdy (DickinsonISD); Tina R Knight-Gray (DickinsonISD); Trevor W Braselton (DickinsonISD)  
**Subject:** FW: Weather Update Snow Quickly Ending and Cold

*Carla Voelkel*

Superintendent  
Dickinson ISD  
P.O. Drawer Z  
Dickinson, TX 77539



NOTICE OF CONFIDENTIALITY: This electronic transmission may contain CONFIDENTIAL INFORMATION belonging to the sender, which is legally privileged. The information is intended for the sole use of the individual or entity listed above. If you are not the intended recipient, you are hereby notified that any disclosure, copying, distribution, use, or taking any action on reliance of the contents of the information in this email is strictly prohibited and may violate DISD Board policy (Legal), the Family Educational Rights and Privacy Act (FERPA) and/or the Health Insurance Portability and Accountability Act (HIPAA). If you have received this electronic message in error, please notify the sender immediately to arrange for the return and correction of internal records and delete the original message.

---

**From:** NWS Houston/Galveston <sr-hgx.nws@noaa.gov>  
**Sent:** Monday, February 15, 2021 7:50 AM  
**To:** \_NWS SR-HGX.Ops <sr-hgx.ops@noaa.gov>  
**Subject:** Weather Update Snow Quickly Ending and Cold

### External

This email originated outside of the Dickinson ISD network. Please use caution before clicking any links or responding to unknown senders. Please contact the Technology Helpdesk (x6028) for any questions.

- Technology



**National Weather Service**  
Houston/Galveston, TX

Snow will be ending across the area quickly this morning as it moves off to the east (by around 9 am). Very light additional amounts possible east of I-45 perhaps 1/2" to trace amounts.

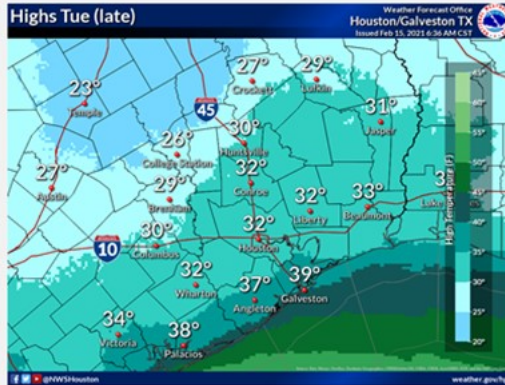
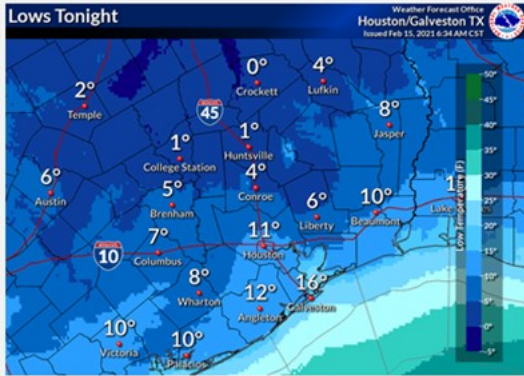
Temperatures will remain the issue today with northerly winds of 10-20 mph and gusty at times. Wind chill readings of -10 to 12 degrees with the colder readings -10 to 5 along and north of the I-10 corridor. Temperatures will only be rising 3 to 5 degrees today over most areas and remaining 10 to 20 inland and around 20 at the coast.



**Tonight and Tuesday:** Bitter cold tonight with lows of -1 far north to 17 on the Gulf facing beaches. Warmer Tuesday as a low pressure system develops along the South Texas coast late in the day this will initially relax winds and turn them to the east Tuesday afternoon drawing back some warmer air from the Gulf. I-10 northward should still be below freezing for high temperatures and closer to the coast upper 30s for highs. This should be sufficient to melt most of the snow and ice present for areas south of the I-10 corridor.

**Tuesday Night-Thursday:** Another storm system will move into the region late Tuesday night through Thursday morning. This system is likely to bring a round of rain to the coastal areas and a mix of freezing rain/sleet/snow to the northern areas. Cold air surges back into the region Thursday morning.

Northern areas from Brenham to Huntsville should eventually rise above freezing Friday afternoon.



@NWSHouston

weather.gov/Houston

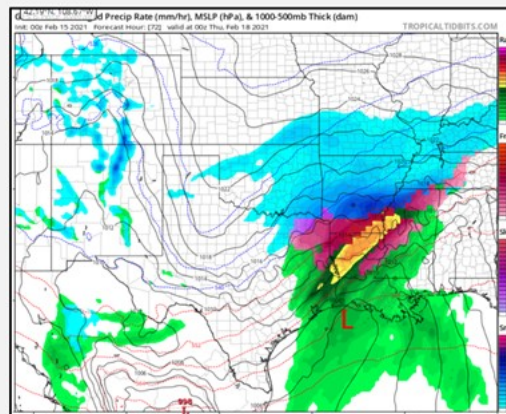
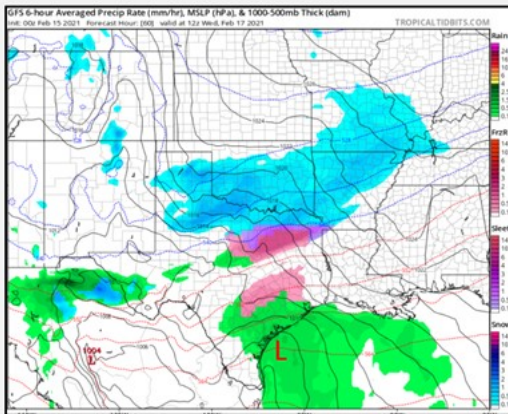
## Midweek System

Just one model's depiction



Tuesday Night

Wed afternoon



Looks like an inland event at the current time with a cold rain at the coast

## Resources

- NWS Houston Galveston Phone Numbers: [\(281\) 337-5074](tel:2813375074)
- NWS Houston/Galveston Webpage: [www.weather.gov/houston](http://www.weather.gov/houston)
- National Hurricane Center Webpage: [www.hurricanes.gov](http://www.hurricanes.gov)
- Hourly Forecasts (Click Your Location): <http://forecast.weather.gov/gridpoint.php?site=hgx&TypeDefault=graphical>
- West Gulf River Forecast Center Webpage: [www.weather.gov/wgrfc](http://www.weather.gov/wgrfc)
- AHPS Webpage: <http://water.weather.gov/ahps2/index.php?wfo=hgx>

If you have any additional questions, please feel free to contact our office at the phone numbers listed in the *Resources* section above.

Kent Prochazka, Brian Kyle and Katherine Lenninger  
National Weather Service - Houston/Galveston, TX  
Twitter: @NWSHouston  
Facebook: NWSHouston

## Robert J Pack (DickinsonISD)

---

**From:** Robert Jeffrey Pack <[REDACTED]>  
**Sent:** Tuesday, February 23, 2021 7:54 AM  
**To:** Robert J Pack (DickinsonISD)  
**Subject:** Fwd: DickinsonALERT: Safety Alert: Traffic Lights

### External

This email originated outside of the Dickinson ISD network. Please use caution before clicking any links or responding to unknown senders. Please contact the Technology Helpdesk (x6028) for any questions.

- Technology

Sent from my iPhone

Begin forwarded message:

**From:** CITY OF DICKINSON <DickinsonALERT@dickinsontexas.gov>  
**Date:** February 16, 2021 at 8:35:49 AM CST  
**To:** [REDACTED]  
**Subject:** DickinsonALERT: Safety Alert: Traffic Lights  
**Reply-To:** DickinsonALERT@dickinsontexas.gov



DickinsonALERT: Winter Weather Update - Power & Traffic Signals

#### TRAFFIC SIGNALS:

Multiple Traffic Signals are without power throughout the City. Stop Signs have been placed at some intersections, but resources are not available to place at each intersection due to the high number without power. Always remember to treat every intersection without power as a 4-Way Stop. With this, if on the roadway please use extreme caution as roadways (especially overpasses, areas under overpasses and bridges) still have ice accumulations. The crossing arms at FM 517 and the rail crossing on both the East and West bound sides are currently stuck in the down position. The railroad has been notified of this situation and should be sending a representative when roadway conditions allow. Traffic must detour to Deats Road.

#### POWER OUTAGE:

Still widespread power outages across the area with no updated estimated time to restoration. For locations with power, please remember to continue to conserve power to help protect the grid and prevent additional outages.

This e-mail has been sent to you by the CITY OF DICKINSON - OFFICE OF EMERGENCY MANAGEMENT. To maximize their communication with you, you may be receiving this e-mail in addition to a phone call with the same message. If you no longer wish to receive email notifications from CITY OF DICKINSON - OFFICE OF EMERGENCY MANAGEMENT, please [click here](#) to unsubscribe.

To view the CITY OF DICKINSON - OFFICE OF EMERGENCY MANAGEMENT privacy policy, please [click here](#).

## Robert J Pack (DickinsonISD)

---

**From:** Robert Jeffrey Pack <[REDACTED]>  
**Sent:** Tuesday, February 23, 2021 7:54 AM  
**To:** Robert J Pack (DickinsonISD)  
**Subject:** Fwd: DickinsonALERT: Broken Water Line Safely Shut-Off Water

### External

This email originated outside of the Dickinson ISD network. Please use caution before clicking any links or responding to unknown senders. Please contact the Technology Helpdesk (x6028) for any questions.

- Technology

Sent from my iPhone

Begin forwarded message:

**From:** CITY OF DICKINSON <DickinsonALERT@dickinsontexas.gov>  
**Date:** February 16, 2021 at 2:55:20 PM CST  
**To:** [REDACTED]  
**Subject:** DickinsonALERT: Broken Water Line Safely Shut-Off Water  
**Reply-To:** DickinsonALERT@dickinsontexas.gov



DickinsonALERT: Broken Water Line - Safely Shut-Off Water

#### BROKEN WATER PIPES:

WCID#1 is currently being overwhelmed and inundated with calls for service for broken water lines. If you have a broken water line, you have several options to turn the water off:

1. Go to the main water line going into the residence and turn off the handle/valve - Turns off main water into house
2. Go to water meter, use a wrench to quarter turn the shutoff valve - Turns off main water supply into house
3. Contact WCID#1 to request a technician respond to turn water off - Please note, WCID#1 response is very delayed due to receiving so many calls for service (with this option, water will continue to flow from broken pipe(s) until turned off)

If a life-threatening situation exists, Dial 911

**File attachments:**

55

1

[E39E9B6F-C448-4B98-91B4-F1DD66A061A4.jpeg](#)  
[9FCE49AC-FC2C-4A34-A875-B1EB396F37DC.jpeg](#)  
[BC0B4639-B7AA-4816-A2CC-C6DE99257268.jpeg](#)

This e-mail has been sent to you by the CITY OF DICKINSON - OFFICE OF EMERGENCY MANAGEMENT. To maximize their communication with you, you may be receiving this e-mail in addition to a phone call with the same message. If you no longer wish to receive email notifications from CITY OF DICKINSON - OFFICE OF EMERGENCY MANAGEMENT, please [click here](#) to unsubscribe.

To view the CITY OF DICKINSON - OFFICE OF EMERGENCY MANAGEMENT privacy policy, please [click here](#).

**Robert J Pack (DickinsonISD)**

---

**From:** Robert Jeffrey Pack <[REDACTED]>  
**Sent:** Tuesday, February 23, 2021 7:55 AM  
**To:** Robert J Pack (DickinsonISD)  
**Subject:** Fwd: DickinsonALERT: WCID#1 Water Use Alert - Stop Any Unnecessary Water Use

**External**

This email originated outside of the Dickinson ISD network. Please use caution before clicking any links or responding to unknown senders. Please contact the Technology Helpdesk (x6028) for any questions.

- Technology

Sent from my iPhone

Begin forwarded message:

**From:** CITY OF DICKINSON <DickinsonALERT@dickinsontexas.gov>  
**Date:** February 16, 2021 at 6:06:37 PM CST  
**To:** [REDACTED]  
**Subject:** DickinsonALERT: WCID#1 Water Use Alert - Stop Any Unnecessary Water Use  
**Reply-To:** DickinsonALERT@dickinsontexas.gov



DickinsonALERT: WCID#1 Water Use Alert

All WCID#1 Customers:

WCID#1 has been notified that water use is too high and is creating a strain on the entire water infrastructure in the region. All WCID#1 customers are asked to please discontinue using any water unless absolutely necessary. Anyone that is currently running or dripping their water to avoid frozen pipes is asked to immediately stop. If water consumption continues at the current rate/trend, there is a potential for failure of water system infrastructure or depleting available water. To avoid this situation, all persons should discontinue flowing any water and conserve as much as possible for water that is used.

This e-mail has been sent to you by the CITY OF DICKINSON - OFFICE OF EMERGENCY MANAGEMENT. To maximize their communication with you, you may be receiving this e-mail in addition to a phone call with the same message. If you no longer wish to receive email notifications from CITY OF DICKINSON - OFFICE OF EMERGENCY MANAGEMENT, please

[click here](#) to unsubscribe.

To view the CITY OF DICKINSON - OFFICE OF EMERGENCY MANAGEMENT privacy policy, please [click here](#).

## Robert J Pack (DickinsonISD)

---

**From:** Robert Jeffrey Pack <[REDACTED]>  
**Sent:** Tuesday, February 23, 2021 7:55 AM  
**To:** Robert J Pack (DickinsonISD)  
**Subject:** Fwd: DickinsonALERT Emergency Warming Station Established in Dickinson @ Barber Middle School

### External

This email originated outside of the Dickinson ISD network. Please use caution before clicking any links or responding to unknown senders. Please contact the Technology Helpdesk (x6028) for any questions.

- Technology

Sent from my iPhone

Begin forwarded message:

**From:** CITY OF DICKINSON <DickinsonALERT@dickinsontexas.gov>  
**Date:** February 16, 2021 at 10:20:09 PM CST  
**To:** [REDACTED]  
**Subject:** DickinsonALERT Emergency Warming Station Established in Dickinson @ Barber Middle School  
**Reply-To:** DickinsonALERT@dickinsontexas.gov



DickinsonALERT: Emergency Warming Station Established in Dickinson:

The Dickinson area will once again experience freezing temperatures tonight, along with continued power outages. Given this, the City of Dickinson has partnered with Dickinson ISD to establish an emergency warming station at Barber Middle School gymnasium. Any Dickinson residents that are without power, and unable to escape the freezing temperatures, now have the option of seeking temporary safe refuge at Barber Middle School @ 5651 FM 517 Road East. If seeking refuge from the cold at this location, persons should park on the far North side parking lot and enter through the Northeastern gymnasium doors.

This location currently has power, warmth and protection from the elements. No Food or Drinks are currently available and No Pets allowed.

Residents can escape the freezing temperatures and charge their devices.  
If you need assistance with the emergency warming station please dial 281.337.4700 Option 0  
In the event of a life threatening situation, Dial 911

This e-mail has been sent to you by the CITY OF DICKINSON - OFFICE OF EMERGENCY MANAGEMENT. To maximize their communication with you, you may be receiving this e-mail in addition to a phone call with the same message. If you no longer wish to receive email notifications from CITY OF DICKINSON - OFFICE OF EMERGENCY MANAGEMENT, please [click here](#) to unsubscribe.

To view the CITY OF DICKINSON - OFFICE OF EMERGENCY MANAGEMENT privacy policy, please [click here](#).

## Robert J Pack (DickinsonISD)

---

**From:** Robert Jeffrey Pack <[REDACTED]>  
**Sent:** Tuesday, February 23, 2021 7:55 AM  
**To:** Robert J Pack (DickinsonISD)  
**Subject:** Fwd: WCID#1 Water Alert Follow-Up

### External

This email originated outside of the Dickinson ISD network. Please use caution before clicking any links or responding to unknown senders. Please contact the Technology Helpdesk (x6028) for any questions.

- Technology

Sent from my iPhone

Begin forwarded message:

**From:** CITY OF DICKINSON <DickinsonALERT@dickinsontexas.gov>  
**Date:** February 16, 2021 at 10:43:38 PM CST  
**To:** [REDACTED]  
**Subject:** WCID#1 Water Alert Follow-Up  
**Reply-To:** DickinsonALERT@dickinsontexas.gov



WCID#1 Water Alert Follow-Up Informarion:

As a follow-up to the earlier notification about current water usage, WCID#1 is asking for everyone's assistance in conserving water and not using water unless necessary. WCID#1 is **NOT** currently asking persons to suspend all use of water. However, if water consumption continues at an elevated rate/trend, there is a potential for failure of the water system infrastructure or depleting available water. To avoid this situation, all persons are asked to please conserve as much as possible for any water that is used.

This e-mail has been sent to you by the CITY OF DICKINSON - OFFICE OF EMERGENCY MANAGEMENT. To maximize their communication with you, you may be receiving this e-mail in addition to a phone call with the same message. If you no longer wish to receive email notifications from CITY OF DICKINSON - OFFICE OF EMERGENCY MANAGEMENT, please [click here](#) to unsubscribe.

To view the CITY OF DICKINSON - OFFICE OF EMERGENCY MANAGEMENT privacy policy, please [click here](#).

# Winter Weather Update

National Weather Service Houston/Galveston  
Wednesday February 17th, 2021



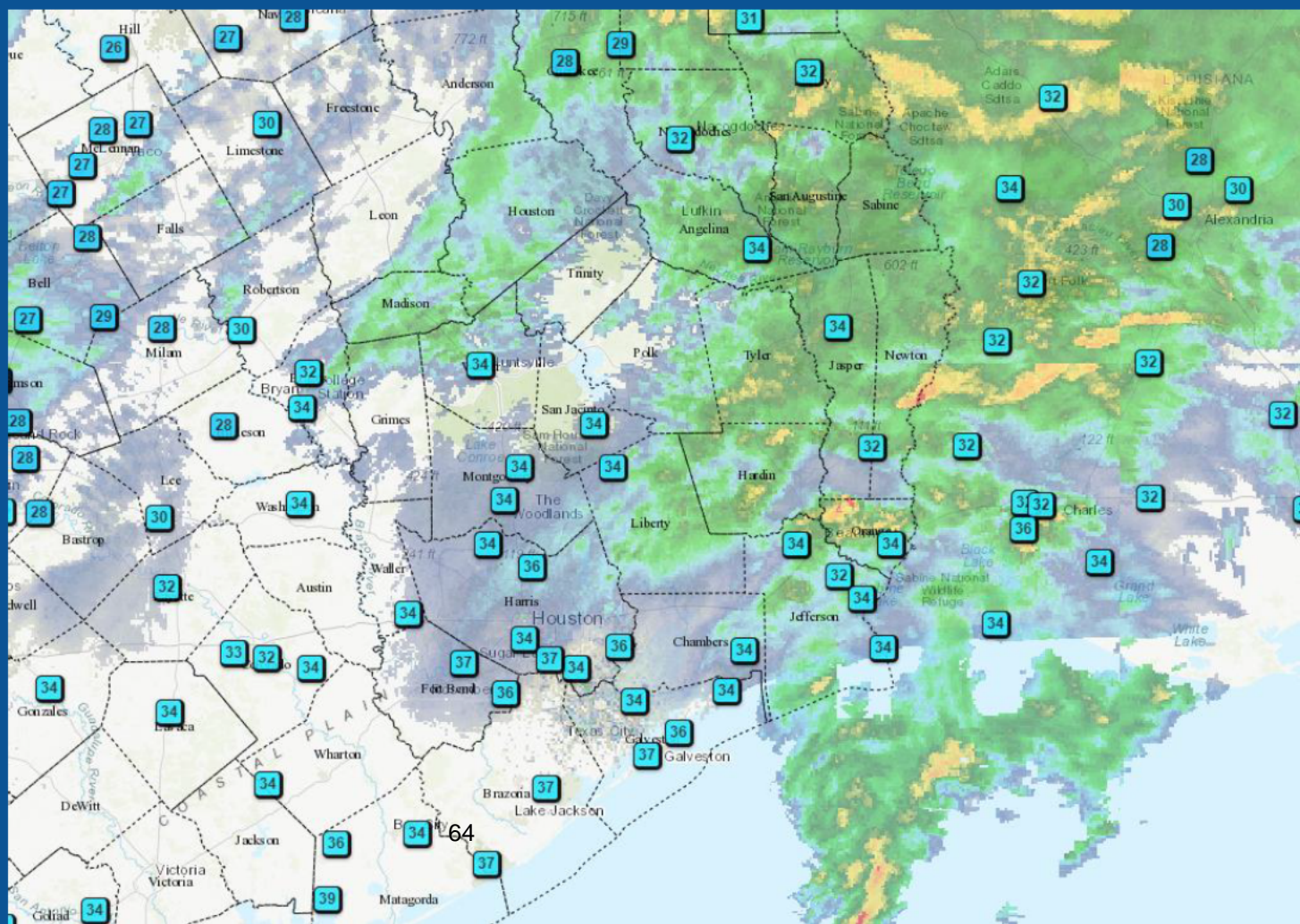
# Overview: Ice Storm Central and North Today

- Ice Storm Ending Central and Northern Zones. Significant impacts with ice have occurred with buildup on trees, power lines. Icy, slick roadways, surfaces. Will remain cold today with temperatures remaining near freezing north, just above freezing south.
- Tonight all areas will drop below freezing except the immediate coast. Will see continued icy conditions north and patches of ice south as water freezes. Very light snow flurries or wintry mix possible late tonight and Thursday. Only a very light additional accumulation is expected but could create few slick spots.
- Will warm above freezing all zones Thursday but still cold. Will see limited melting up north. Then back well below freezing Thursday night so will freeze of any meltwater. Will be a hard freeze for most areas away from immediate coast.
- Only slightly warmer Friday. More significant warmup for the weekend. Highs Saturday in 50s, Sunday in the 60s. Will melt any residual ice.

# Latest Weather Conditions

Latest temperatures in the lower to middle 30s.

Freezing rain ending across northern zones.



# Watches, Warnings, and Advisories

These will be adjusted this afternoon. Winter Storm Warning will be replaced locally by Winter Weather Advisory north of residual ice and light additional wintry mix.

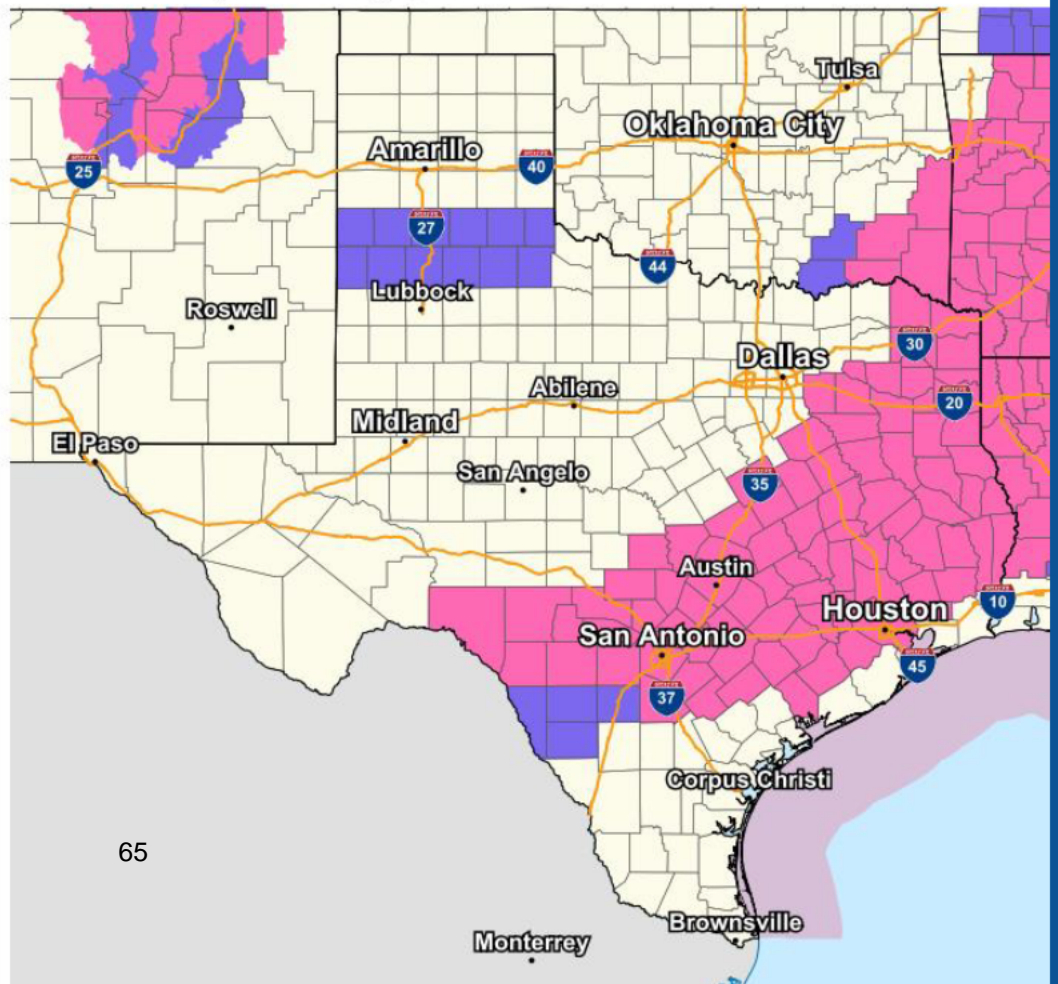
Hard Freeze Watch for Thursday Night/Friday morning.

Stay tuned for updated map.



## Current Watches, Warnings, and Advisories

- Winter Storm Warning
- Winter Weather Advisory
- Small Craft Advisory



65

Graphic Created  
February 17th, 2021  
12:41 PM CST





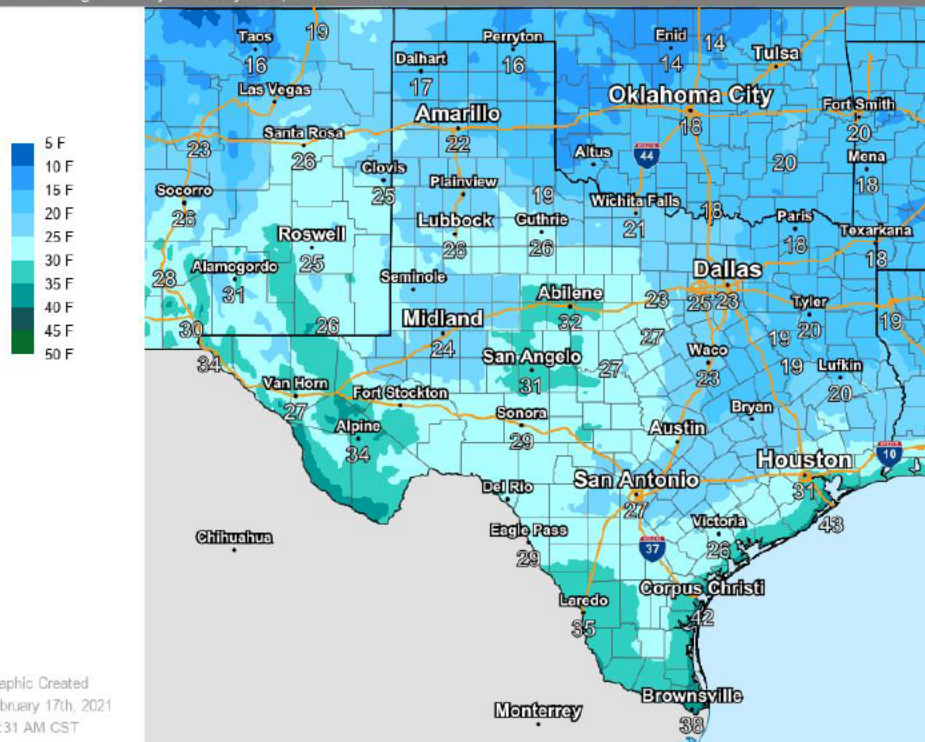
# Saturday

## Min/Max Temperature Forecasts



### Low Temperature Forecast

Valid Ending Saturday February 20th, 2021 at 6 AM CST

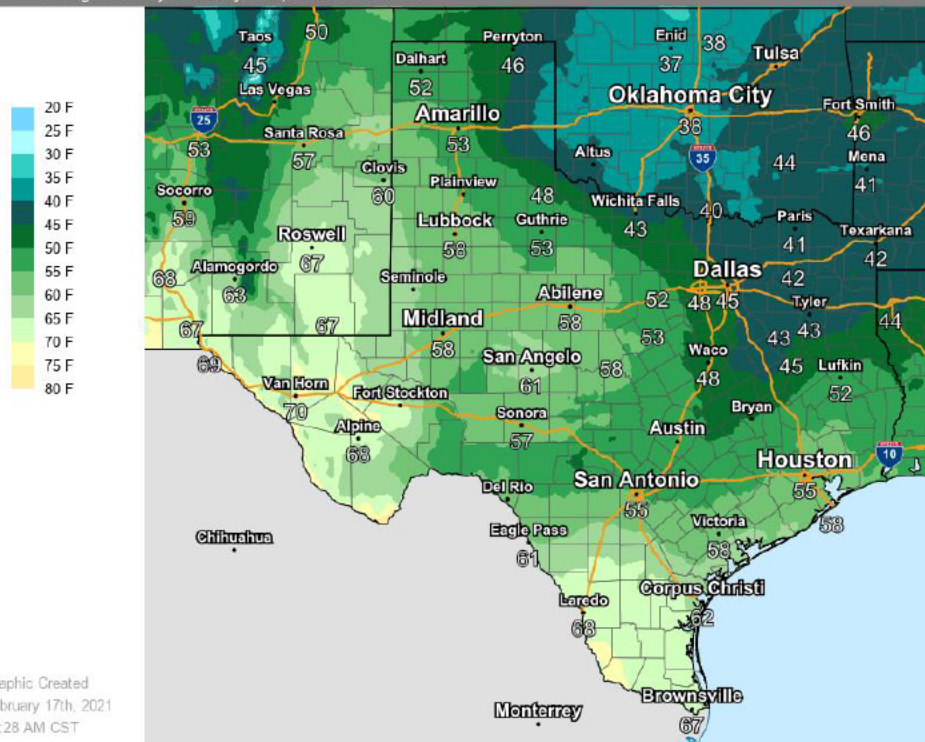


Graphic Created  
February 17th, 2021  
10:31 AM CST



### High Temperature Forecast

Valid Ending Saturday February 20th, 2021 at 6 PM CST



68

Graphic Created  
February 17th, 2021  
10:28 AM CST



# Bryan/College Station

<https://www.weather.gov/forecastpoints>

(click on point on map)

<https://go.usa.gov/xsCPw>

Significant ice accumulation has occurred.

Will remain dangerously cold through Saturday morning, then milder conditions.

A hard freeze likely Thursday night/Friday morning with lows in the teens!

**Winter Storm Warning in effect until 600 am CST Thu. 2/18/2021**

Table updated: 1032 am CST Wed. 2/17/2021 (Last Update: 73 minutes ago)

[Click for Text Forecast](#)

[HGX Forecast Discussion](#)

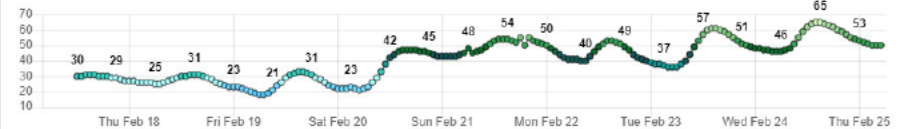
4 miles W of Bryan, TX

## Weekly Summary

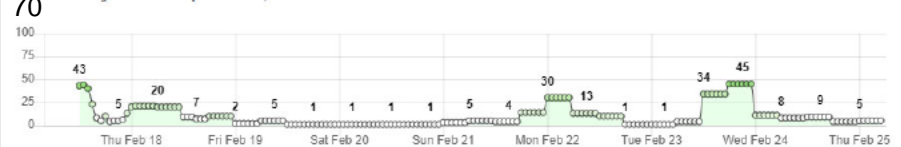
	Wed Feb 17	Thu Feb 18	Fri Feb 19	Sat Feb 20	Sun Feb 21	Mon Feb 22	Tue Feb 23
Max Temp, °F	34	32	34	50	62	55	64
Min Temp, °F	24	23	16	21	43	40	35
Min Wind Chill, °F	17	13	9	15	37	34	32
Max Wind, mph	12	15	9	10	13	10	9
Min Wind, mph	9	9	3	5	5	5	5
Max Wind Gust, mph	16	21	9	13	15	13	9
Max Cloud Cover, %	100	100	24	54	71	50	20
Min Cloud Cover, %	66	38	10	18	53	10	11
Max Prob. of Precip., %	44	21	5	1	14	30	45
Max RH, %	96	96	96	96	100	86	92
Min RH, %	92	85	81	76	80	61	58
Max Dew Point, °F	30	27	28	41	51	44	48
Min Dew Point, °F	26	22	17	19	42	34	33

## Hourly Graphs

Temperature, °F



Probability of Precipitation, %



# Houston/Harris Co

<https://www.weather.gov/forecastpoints>

(click on point on map)

Cold rain today has ended, some ice accumulation has occurred on NW side of county.

Will remain cold through Saturday morning, then milder conditions.

A hard freeze likely Thursday night/Friday morning with lows in the lower 20s.

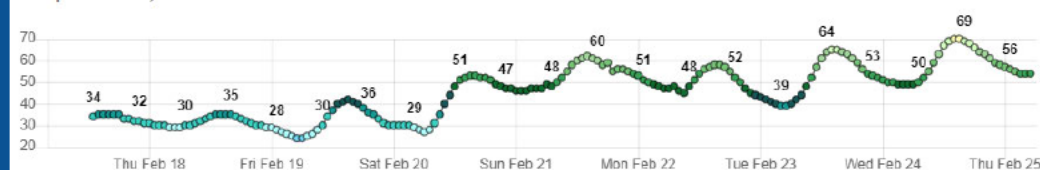
Well below freezing each morning through Saturday. Will lead to refreeze of any melting during the day.

## Weekly Summary

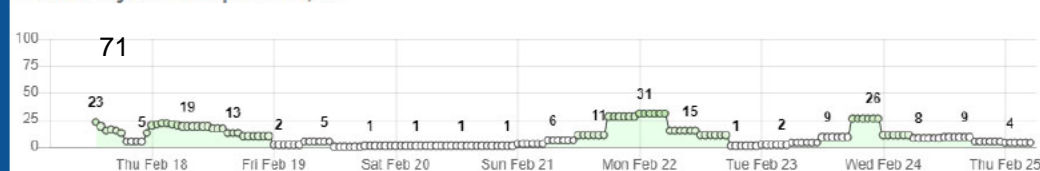
	Wed Feb 17	Thu Feb 18	Fri Feb 19	Sat Feb 20	Sun Feb 21	Mon Feb 22	Tue Feb 23
Max Temp, °F	36	37	42	55	65	61	67
Min Temp, °F	29	29	24	27	46	44	39
Min Wind Chill, °F	22	20	15	24	42	41	37
Max Wind, mph	10	14	9	9	10	9	7
Min Wind, mph	9	10	2	2	1	5	1
Max Wind Gust, mph	15	20	9	9	13	9	7
Max Cloud Cover, %	100	100	50	64	86	55	25
Min Cloud Cover, %	69	61	6	12	62	12	12
Max Prob. of Precip., %	45	22	5	1	28	31	26
Max RH, %	100	96	88	96	100	89	92
Min RH, %	92	81	62	69	78	62	54
Max Dew Point, °F	34	30	31	44	55	48	49
Min Dew Point, °F	30	25	20	25	44	39	37

## Hourly Graphs

Temperature, °F



Probability of Precipitation, %



# Galveston

<https://www.weather.gov/forecastpoints>  
(click on point on map)

<https://go.usa.gov/xsCyc>

Cold rain today has ended

Will remain mostly above freezing but cold through Saturday morning, then milder conditions.

A freeze likely Thursday night/Friday morning with lows around 30.


Weekly Summary	Wed Feb 17	Thu Feb 18	Fri Feb 19	Sat Feb 20	Sun Feb 21	Mon Feb 22	Tue Feb 23
Max Temp, °F	40	43	45	59	66	61	63
Min Temp, °F	35	35	30	42	55	51	49
Min Wind Chill, °F	31	24	22	38	57	51	47
Max Wind, mph	23	23	22	13	14	18	10
Min Wind, mph	18	18	7	7	3	12	3
Max Wind Gust, mph	32	31	26	15	16	22	13
Max Cloud Cover, %	100	100	70	61	84	71	24
Min Cloud Cover, %	67	78	5	11	62	15	11
Max Prob. of Precip., %	48	10	7	1	24	27	10
Max RH, %	96	96	89	80	90	93	86
Min RH, %	89	82	67	66	80	64	62
Max Dew Point, °F	40	39	35	50	57	54	52
Min Dew Point, °F	39	33	30	35	51	44	45

## Hourly Graphs

Temperature, °F



Probability of Precipitation, %

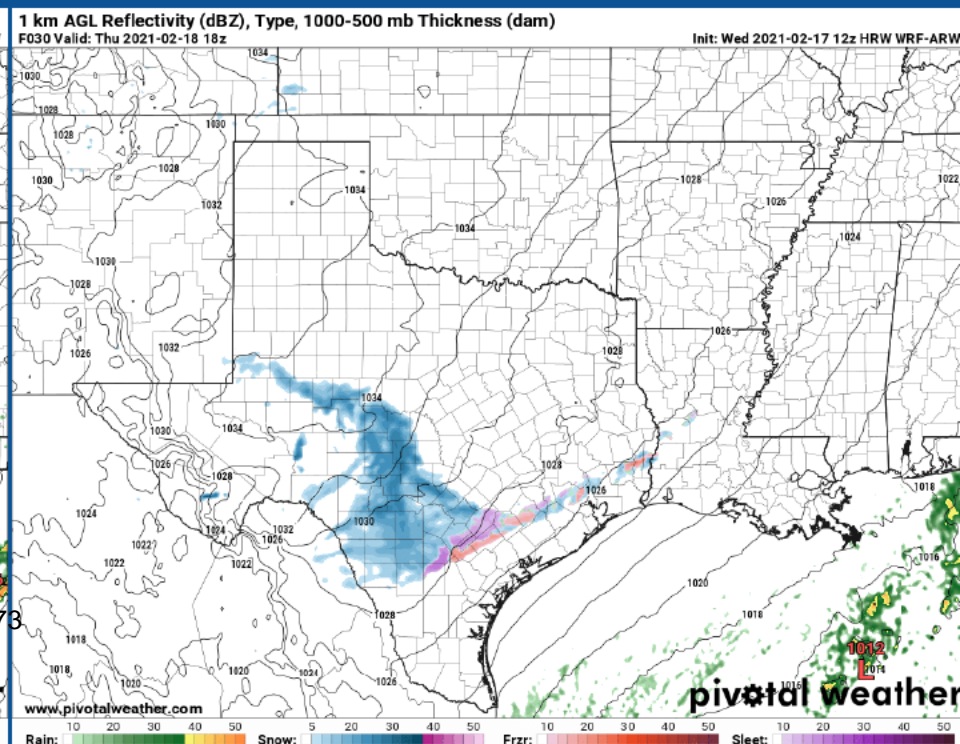
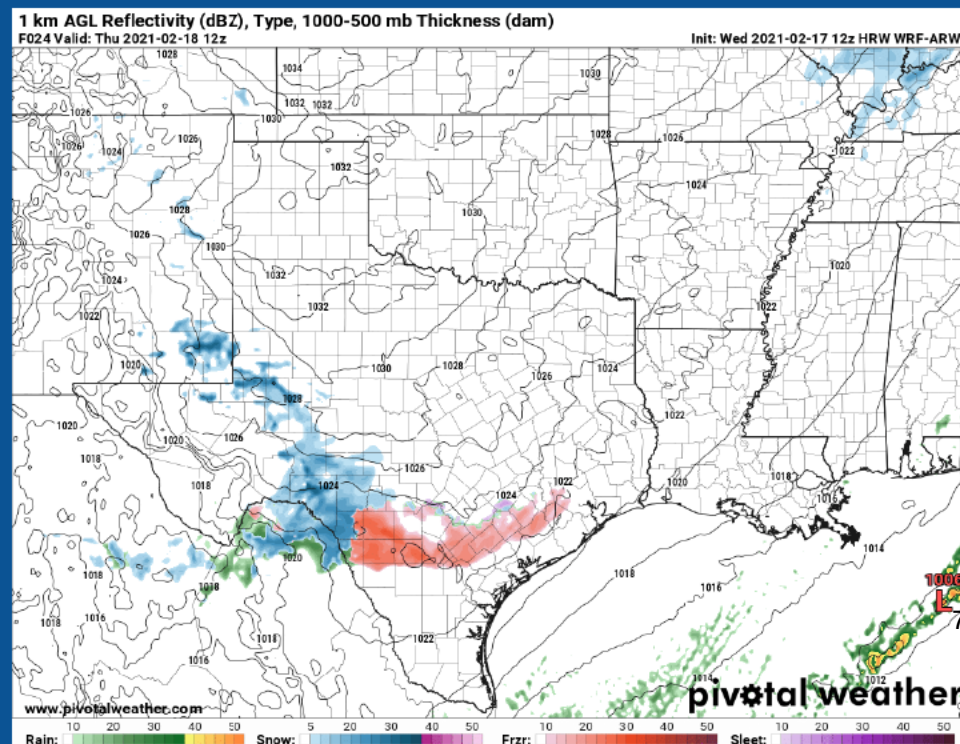


# Precipitation Type/Radar Forecast One Model

Note band of light wintry mix extending over parts of the area late tonight and Thursday morning. Location of band uncertain. Although amounts should be very light, should create a few icy spots.

6 am Thursday

Noon Thursday



# Small Craft Advisory

Weather Forecast Office  
Houston/Galveston, TX

Issued February 17, 2021 6:32 AM CT

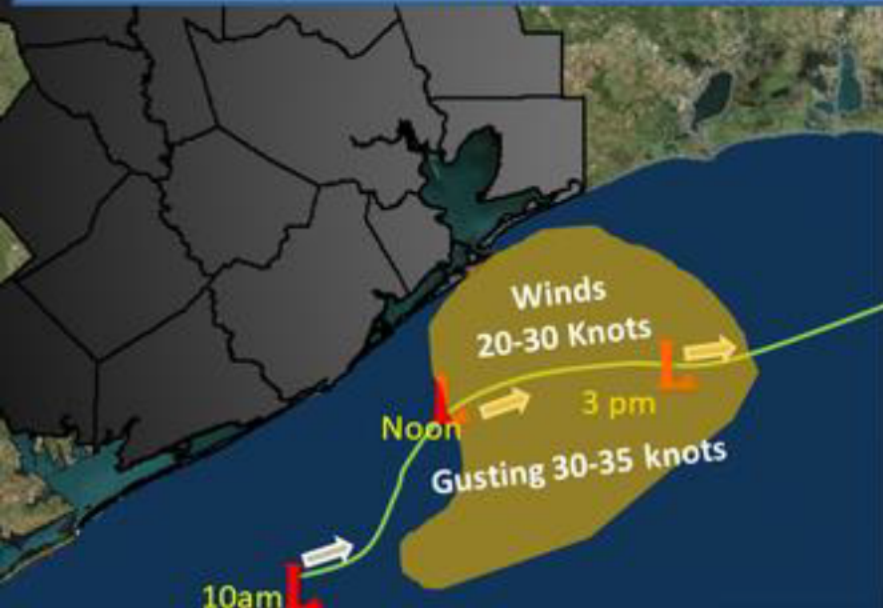


A low moving up the coast bringing strong winds, elevated seas and rain today.

As the low moves through the region expect strong gusty winds to develop.

- Gusty east and northeast winds 20-30 knots
- Gusts 30-35 knots
- Seas 5-8 feet

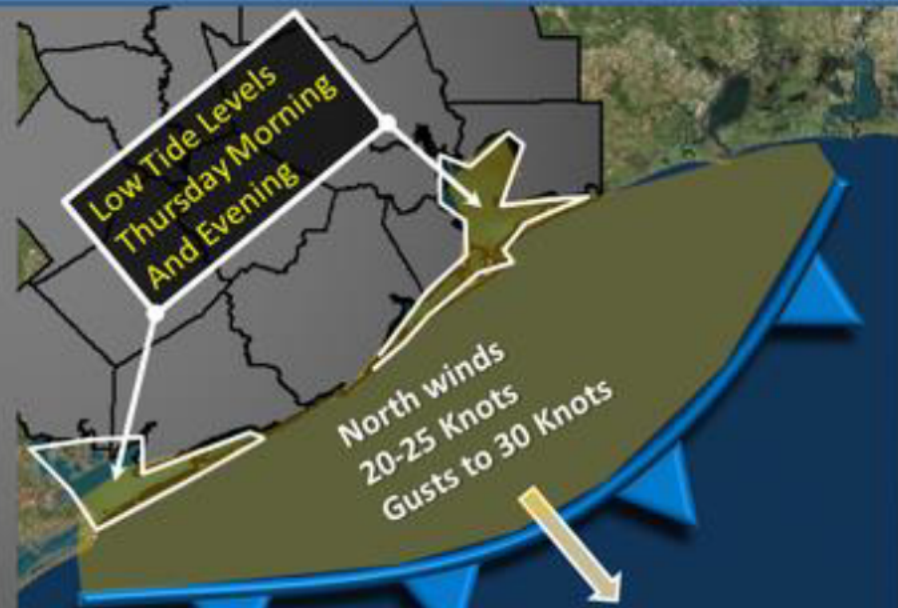
Today



Cold front pushes through early Thursday morning bringing northerly winds in the wake of the low. Low tide levels.

- North winds 20-25 knots
- Gusts 25-30 knots.
- Chaotic Seas 5-8 feet.

Thursday



74

# Summary, Potential Impacts

- Ice Storm Ending Central and Northern Zones. Significant impacts with ice have occurred with buildup on trees, power lines. Icy, slick roadways, surfaces. Will remain cold today with temperatures remaining near freezing north, just above freezing south.
- Tonight all areas will drop below freezing except the immediate coast. Will see continued icy conditions north and patches of ice south as water freezes. Very light snow flurries or wintry mix possible late tonight and Thursday. Only a very light additional accumulation is expected but could create few slick spots.
- Will warm above freezing all zones Thursday but still cold. Will see limited melting up north. Then back well below freezing Thursday night so will freeze of any meltwater. Will be a hard freeze for most areas away from immediate coast.
- Only slightly warmer Friday. More significant warmup for the weekend. Highs Saturday in 50s, Sunday in the 60s. Will melt any residual ice.
- For marine areas, high winds and seas today. Lower water late tonight and Friday could impact navigation.

# Next Briefing

- This will be the last briefing for this period of winter weather. Continue to get the latest on the web, through social media and at the links below.

[weather.gov/houston](https://weather.gov/houston)

@NWSHouston

<https://www.weather.gov/forecastpoints>

<https://digital.weather.gov/>

Questions?

## Robert J Pack (DickinsonISD)

---

**From:** Robert Jeffrey Pack <[REDACTED]>  
**Sent:** Tuesday, February 23, 2021 7:56 AM  
**To:** Robert J Pack (DickinsonISD)  
**Subject:** Fwd: DickinsonALERT: Warming Center - Safety from Cold Temperatures & Possible Power Outages

### External

This email originated outside of the Dickinson ISD network. Please use caution before clicking any links or responding to unknown senders. Please contact the Technology Helpdesk (x6028) for any questions.

- Technology

Sent from my iPhone

Begin forwarded message:

**From:** CITY OF DICKINSON <DickinsonALERT@dickinsontexas.gov>  
**Date:** February 18, 2021 at 4:53:22 PM CST  
**To:** [REDACTED]  
**Subject:** DickinsonALERT: Warming Center - Safety from Cold Temperatures & Possible Power Outages  
**Reply-To:** DickinsonALERT@dickinsontexas.gov



DickinsonALERT: Warming Center - Dickinson Citizen's Safety from Cold Temperatures and Possible Power Outages

This morning ERCOT advised that the power grid had mostly been restored in the State, but it is possible that rolling outages will be needed for a couple of days to ensure the stability of the system. This morning, Texas New Mexico Power advised that ERCOT was requiring them to cut load on their system. Given this, there is some concern that we could potentially see continued outages in our area, either rolling or prolonged. The current forecast shows we will once again see freezing temperatures in our area tonight, with lows in the mid 20's and gusty winds. With the concern of potentially experiencing additional power outages, the forecast cold weather and for the safety of Dickinson citizens, the Warming & Recharge Station that was setup at Barber Middle School will remain open through tonight into tomorrow morning. This location was setup to allow our citizens to seek safe refuge from the cold and recharge their devices should power go out.

Warming Center Location. Barber Middle School Gymnasium

5651 FM 517 Road East

Look for the Warming Center signs and follow the arrows to the back parking lot area. You can enter into the gymnasium using the door located on the Northeast corner area of the gym.

**File attachments:**

[4B1F1E75-4EE9-4486-B42A-F38C9A3FFAD5.jpeg](#)

[04F2F685-7C6E-49AD-B852-2C990E29500D.jpeg](#)

This e-mail has been sent to you by the CITY OF DICKINSON - OFFICE OF EMERGENCY MANAGEMENT. To maximize their communication with you, you may be receiving this e-mail in addition to a phone call with the same message. If you no longer wish to receive email notifications from CITY OF DICKINSON - OFFICE OF EMERGENCY MANAGEMENT, please [click here](#) to unsubscribe.

To view the CITY OF DICKINSON - OFFICE OF EMERGENCY MANAGEMENT privacy policy, please [click here](#).

## Robert J Pack (DickinsonISD)

---

**From:** Carla R Voelkel (DickinsonISD)  
**Sent:** Thursday, February 18, 2021 10:24 AM  
**To:** Aaron M Whitener (DickinsonISD); Brian Cmaidalka (DickinsonISD); Eric L Anderson (DickinsonISD); Ezequiel Contreras (DickinsonISD); James S Anderson (DickinsonISD); Jeff E Pulkinen (DickinsonISD); Jimmy D Rubach (DickinsonISD); John Harmon (DickinsonISD); John P Snelson (DickinsonISD); Melissa K Williams-Scott (DickinsonISD); Norman W Mcdonald (DickinsonISD); Rachel A Baker (DickinsonISD); Robert Cobb (DickinsonISD); Robert J Pack (DickinsonISD); Ryan K Boone (DickinsonISD); Simon J Pickering (DickinsonISD); Tammy G Dowdy (DickinsonISD); Tina R Knight-Gray (DickinsonISD); Trevor W Braselton (DickinsonISD)  
**Subject:** FW: \*Corrected Graphic\* Winter holding on with a hard freeze tonight

*Carla Voelkel*

**Superintendent**

**Dickinson ISD**

P.O. Drawer Z

Dickinson, TX 77539



NOTICE OF CONFIDENTIALITY: This electronic transmission may contain CONFIDENTIAL INFORMATION belonging to the sender, which is legally privileged. The information is intended for the sole use of the individual or entity listed above. If you are not the intended recipient, you are hereby notified that any disclosure, copying, distribution, use, or taking any action on reliance of the contents of the information in this email is strictly prohibited and may violate DISD Board policy (Legal), the Family Educational Rights and Privacy Act (FERPA) and/or the Health Insurance Portability and Accountability Act (HIPAA). If you have received this electronic message in error, please notify the sender immediately to arrange for the return and correction of internal records and delete the original message.

---

**From:** NWS Houston/Galveston <sr-hgx.nws@noaa.gov>  
**Sent:** Thursday, February 18, 2021 8:56 AM  
**Subject:** \*Corrected Graphic\* Winter holding on with a hard freeze tonight

### External

This email originated outside of the Dickinson ISD network. Please use caution before clicking any links or responding to unknown senders. Please contact the Technology Helpdesk (x6028) for any questions.

- Technology



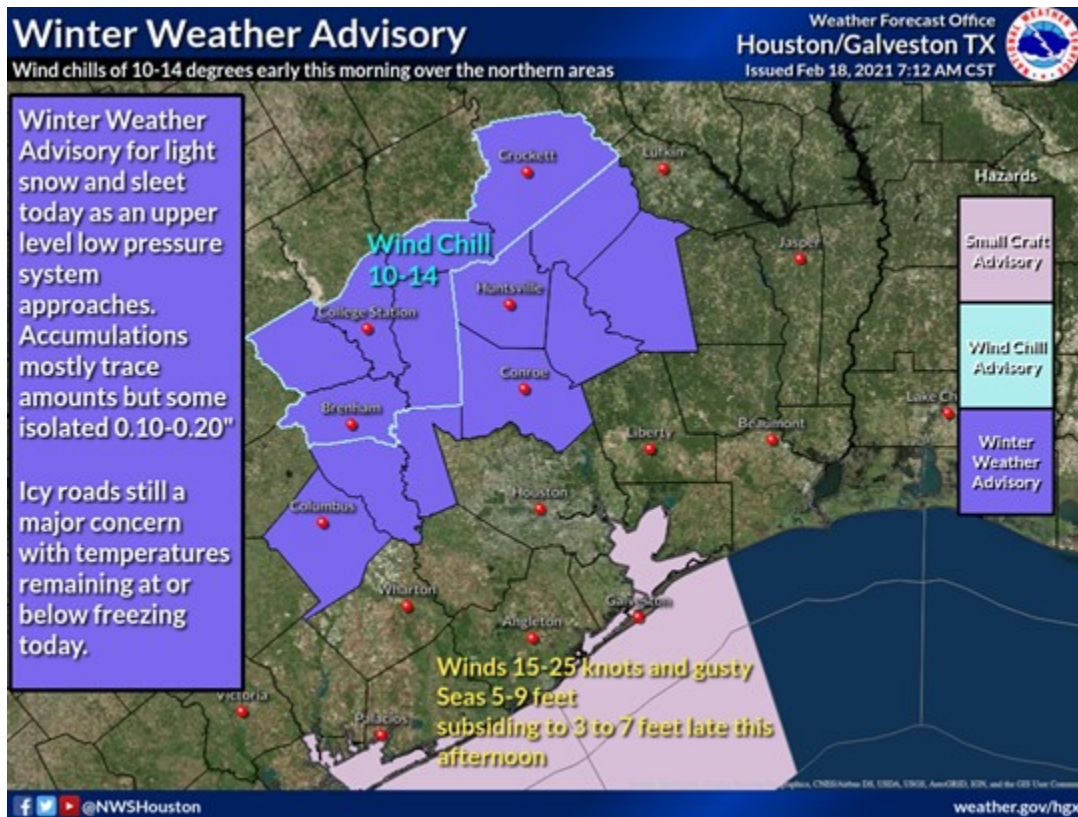
**\*\* The weekly temperature graphic from the previous email contained incorrect data. Please note the corrected graphic in this message \*\***

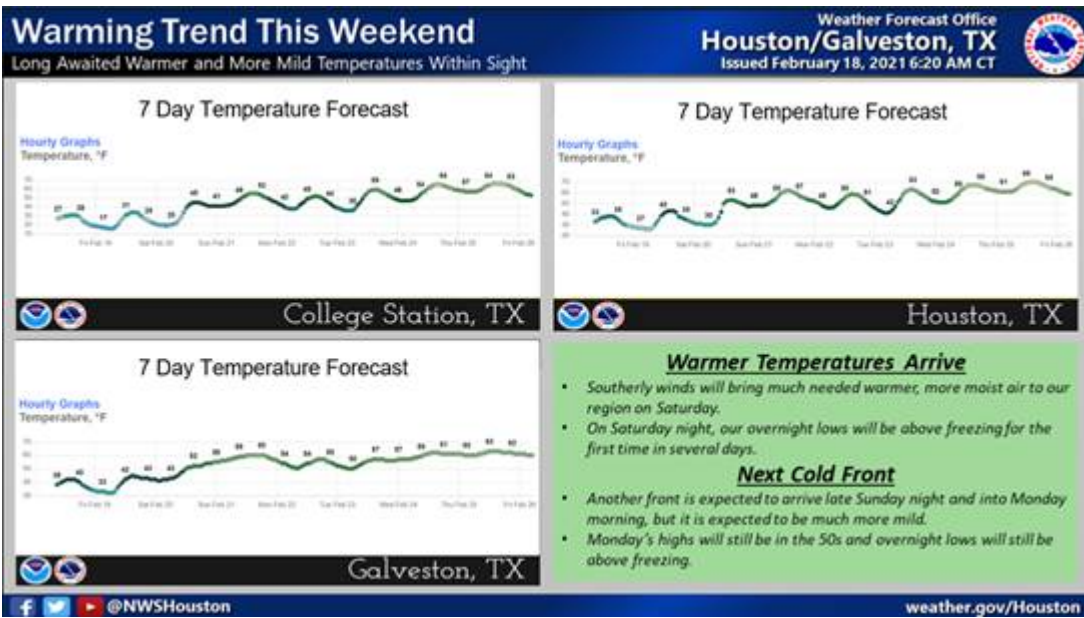
Morning all,

Short and simple...

- Wind chill advisory for areas from around Caldwell to Crockett early this morning with wind chill readings of 10-14 degrees through 10 am.
- Winter weather advisory for some light snow/sleet moving into the area generally north of a Columbus to Livingston line. No significant accumulations expected.
- Small craft advisory today for 15-25 knot winds and seas 5-9 feet.
- **Hard Freeze warning tonight for most of the inland areas of Southeast Texas for tonight as temperatures fall to 15 to 25 degrees again.**
- Icy roads won't improve much until Friday afternoon.

Warmer this weekend.





**Resources**

- NWS Houston Galveston Phone Numbers: [\(281\) 337-5074](tel:2813375074)
- NWS Houston/Galveston Webpage: [www.weather.gov/houston](http://www.weather.gov/houston)
- National Hurricane Center Webpage: [www.hurricanes.gov](http://www.hurricanes.gov)

**ORDINANCE 972-2021**

**AN ORDINANCE OF THE CITY COUNCIL OF THE CITY OF DICKINSON, TEXAS, EXTENDING THE DECLARATION OF DISASTER ISSUED BY MAYORAL PROCLAMATION ON FEBRUARY 14, 2021, IN RESPONSE TO EXTREME FREEZING TEMPERATURES AND RELATED ISSUES.**

**WHEREAS**, on February 14, 2021, Sean Skipworth, Mayor of the City of Dickinson, Texas, issued a Mayoral Proclamation declaring a state of disaster for the City of Dickinson to alleviate the suffering of people due to power outages, frozen water pipes, and hazardous road conditions resulting from freezing temperatures throughout the City of Dickinson; and

**WHEREAS**, the conditions necessitating such disaster declaration continue to exist; and

**WHEREAS**, the City Council has determined that extraordinary measures must be taken to alleviate the suffering of people throughout the City; and

**WHEREAS**, pursuant to Section 418.108(b), Texas Government Code, a local state disaster may not be continued for a period in excess of seven (7) days without the consent of the governmental body of the political subdivision;

**NOW, THEREFORE BE IT RESOLVED BY THE CITY COUNCIL OF THE CITY OF DICKINSON, TEXAS:**

**Section 1.** The declaration disaster, which was signed and executed by the Mayor on February 14, 2021 and continues to be effective for seven (7) days through February 21, 2021, shall hereby be renewed and extended an additional eighteen (18) days through March 9, 2021, as authorized by Section 418.018 of the Texas Government Code.

PASSED, APPROVED AND ADOPTED on this 19<sup>th</sup> day of February, 2021.



Sean Skipworth, Mayor  
City of Dickinson, Texas



ATTEST:



Kerilyn Basche, Interim City Secretary  
City of Dickinson, Texas

**PROCLAMATION DECLARING A LOCAL STATE OF DISASTER  
AND PUBLIC EMERGENCY**


**WHEREAS**, the Mayor of the City of Texas City recognizes the imminent threat and the potential for severe damage, injury or loss of life or property that could resulting from severe winter weather due to prolonged freezing temperatures, freezing rain and the loss of electricity and water supply from the February 2021 Winter Storm; and

**WHEREAS**, the Mayor of Texas City has determined that extraordinary measures must be taken to alleviate the suffering of people and to protect or rehabilitate property.

**NOW, THEREFORE, BE IT PROCLAIMED BY THE MAYOR OF TEXAS CITY:**

1. That a local state of disaster and public emergency is hereby declared pursuant to §418.108(a) of the Texas Government Code.
2. Pursuant to Texas Government Code, § 418.108(b), the state of disaster shall continue for a period of not more than seven (7) days from the date of this declaration unless continued or renewed by the City of Texas City Commission.
3. Pursuant to Texas Government Code, § 418.108(c), this declaration of a local state of disaster shall be given prompt and general publicity and shall be filed promptly with the City Secretary.
4. Pursuant to Texas Government Code, § 418.108(d), this declaration of a local state of disaster has activated the City's Emergency Management Plan.
5. That this proclamation shall take effect immediately from and after its issuance.

**Ordered this 18<sup>th</sup> day of February 2021**



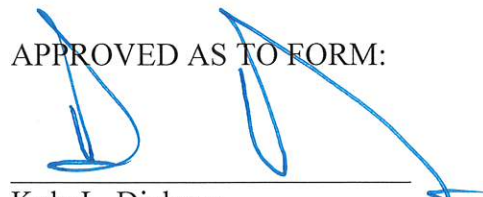
Dedrick D. Johnson, Sr., Mayor  
City of Texas City, Texas

ATTEST:



Rhomari D. Leigh  
City Secretary

APPROVED AS TO FORM:



Kyle L. Dickson  
City Attorney

- Hourly Forecasts (Click Your Location): <http://forecast.weather.gov/gridpoint.php?site=hgx&TypeDefault=graphical>
- West Gulf River Forecast Center Webpage: [www.weather.gov/wgrfc](http://www.weather.gov/wgrfc)
- AHPS Webpage: <http://water.weather.gov/ahps2/index.php?wfo=hgx>

If you have any additional questions, please feel free to contact our office at the phone numbers listed in the *Resources* section above.

Katherine Lenninger and Kent Prochazka

National Weather Service - Houston/Galveston, TX

Twitter: @NWSHouston

Facebook: NWSHouston

[View this email in your browser.](#)



## A Message From the City Manager

Dear Residents,

The extreme weather conditions and power outages over the last week have wreaked havoc on our city, and the entire state of Texas. Currently, League City is under a boil water notice, which will likely last throughout the weekend and possibly into early next week. While the City continues to provide water, and you should have enough water pressure to perform normal daily activities, you cannot drink or consume tap water. State law requires League City, and all water service providers, to issue a boil water notice when water pressure falls below a certain level, putting it at risk for contaminants and bacteria. League City is working on getting a bottled water distribution site set up for our residents without any water at their homes later Friday morning. Stay tuned for details.

City staff members have worked around the clock over the last week to ensure all City facilities—most of which had no power—were not damaged or compromised. Unfortunately, we know that many of you were not as lucky, and thousands of residents across our city are dealing with broken pipes and water damage. You are encouraged to take pictures, call your insurance company, and contact a plumber to assist with repairs. Once repairs have been made and you are ready for water to be restored, we ask that you call the City's Line Repair number at 281-554-1390 to turn your meter back on.

City buildings—including City Hall, the City Hall Annex, and Municipal Courts—will be open Friday, February 19 from 8 a.m. until noon and will resume normal hours next week. The Helen Hall Library will be open on Friday from 10 a.m. to 6 p.m. and normal hours over the weekend. The Hometown Heroes Recreation Center will continue to operate as a warming center until Saturday, February 20 at noon, and will return to normal hours and programming on Monday.

AmeriWaste has resumed trash collection and will be collecting on their normally scheduled routes Friday and Saturday. However, they are only collecting household waste. No heavy trash, yard waste, or recycling will be collected. Residents are advised to put out their trash the night before. The City expects most residents to have an increased amount of garbage

AmeriWaste to determine the best way to handle the expected trash volume increase. We are also suspending utility bill late fees until the end of the month and will not be cutting off water service for non-payment.

I want to extend a personal thanks to all City staff members who worked around the clock to keep our residents safe and our infrastructure functioning. This includes not only our first responders, but our traffic, water, wastewater, and facility crews who answered and responded to thousands of calls from our citizens over the last week.

I continue to be proud and amazed by the dedication and determination of City staff in times of crisis. I am also amazed by the continuous support of our residents and our community. Over the last few days, they have provided City crews with food, shared generators, and even provided gasoline to run those generators. We really are stronger together.

We must continue this resiliency over the coming days as we work to put things back together and return to normal, whatever that is. We must not forget COVID is still in our midst. Keep wearing masks and social distance as much as possible.

I am proud to call League City home and I am proud to be your City Manager.



John Baumgartner  
City Manager



[View this email in your browser.](#)



## Boil Water Notice Lifted for League City

Dear League City Resident,

As of 3:30 p.m. on Sunday, February 21, the boil water advisory for League City has been lifted. It is now safe to drink and consume the water.

To be on the safe side, we are asking customers to run their water for at least one minute to bring clean water into the taps and to dump any ice in your ice maker, and have it make at least three batches before using.

League City had been under a boil water notice since Wednesday, February 17 when the water pressure dropped below the required minimum set by the Texas Commission on Environmental Quality. When water pressure is low, there's a chance bacteria could form in the water supply.

League City has taken the necessary corrective actions to restore the quality of the water to be used for drinking or human consumption purposes and has provided TCEQ with laboratory test results that indicate that the water no longer requires boiling prior to use as of February 21, 2021.

If you have questions concerning this matter, you may contact League City Public Works Utility Manager Tommy Arredondo at 281-554-1040 or

[Tommy.Arredondo@leaguecitytx.gov](mailto:Tommy.Arredondo@leaguecitytx.gov).

This email was sent to <<Email Address>>

[why did I get this?](#) [unsubscribe from this list](#) [update subscription preferences](#)

League City · 300 W Walker St · League City, TX 77573-3837 · USA

Figure: 30 TAC §290.47(c)(3)

**Boil Water Notice Rescinded  
February 19, 2021**

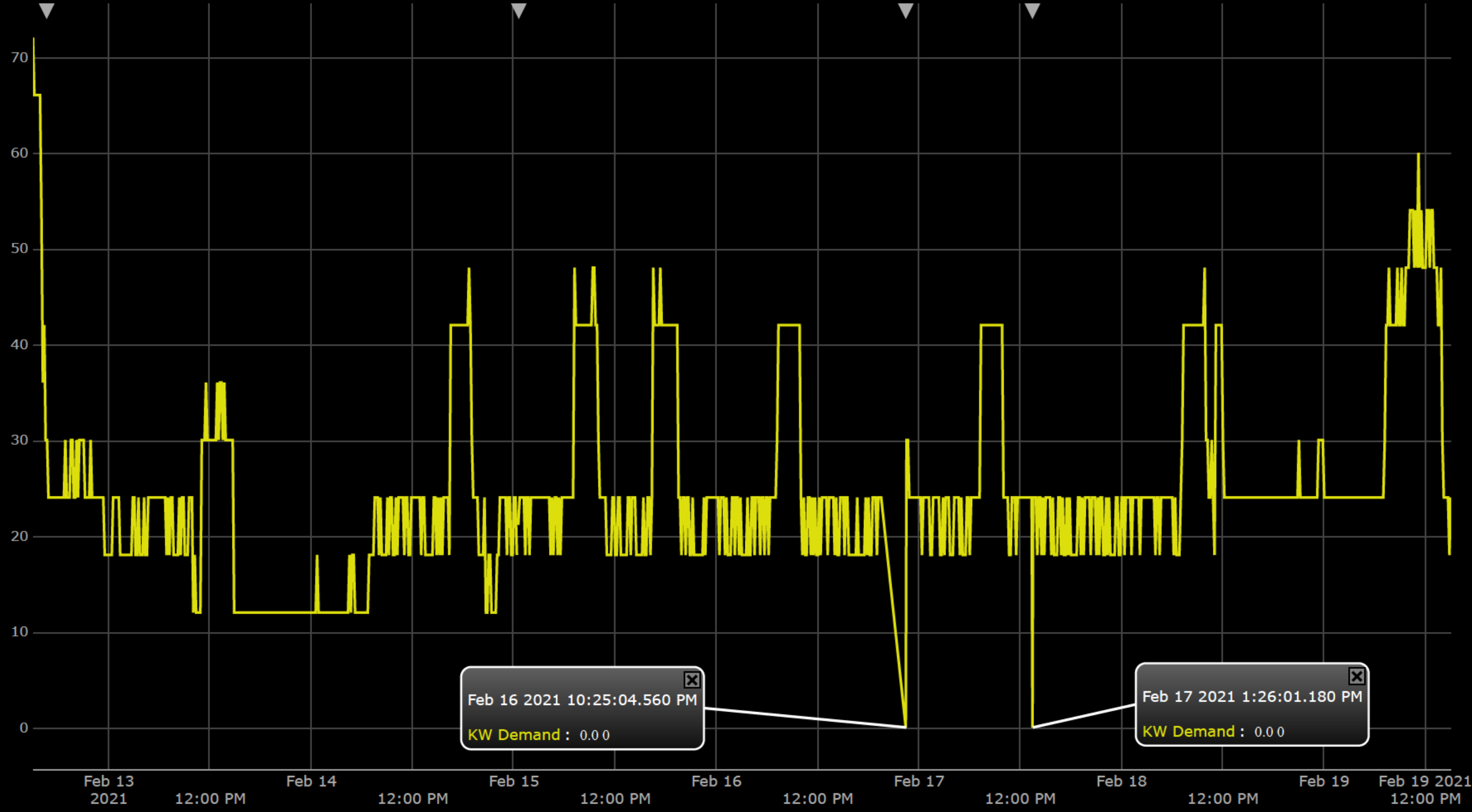
On February 17, 2021, the Texas Commission on Environmental Quality required the City of Texas City public water system, 0840008, to issue a Boil Water Notice to inform customers, individuals, or employees that due to conditions which occurred recently in the public water system, the water from this public water system was required to be boiled prior to use for drinking water or human consumption purposes.

The public water system has taken the necessary corrective actions to restore the quality of the water distributed by this public water system used for drinking water or human consumption purposes and has provided TCEQ with laboratory test results that indicate that the water no longer requires boiling prior to use as of February 19, 2021

If you have questions concerning this matter, you may contact Utilities Department at (409) 643-5863 or (409)643-5865.

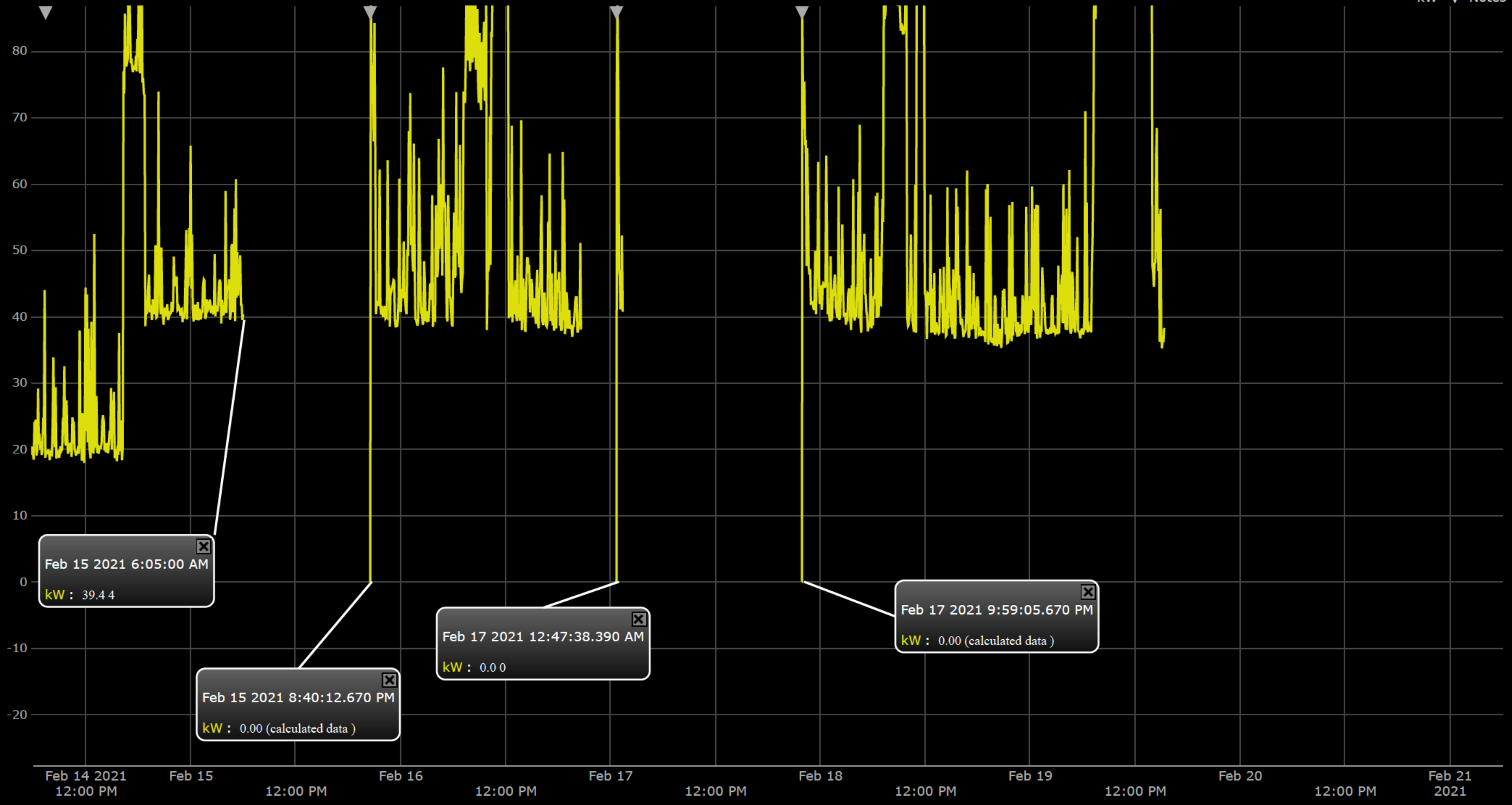
# KW Demand

KW Demand ▼ Notes



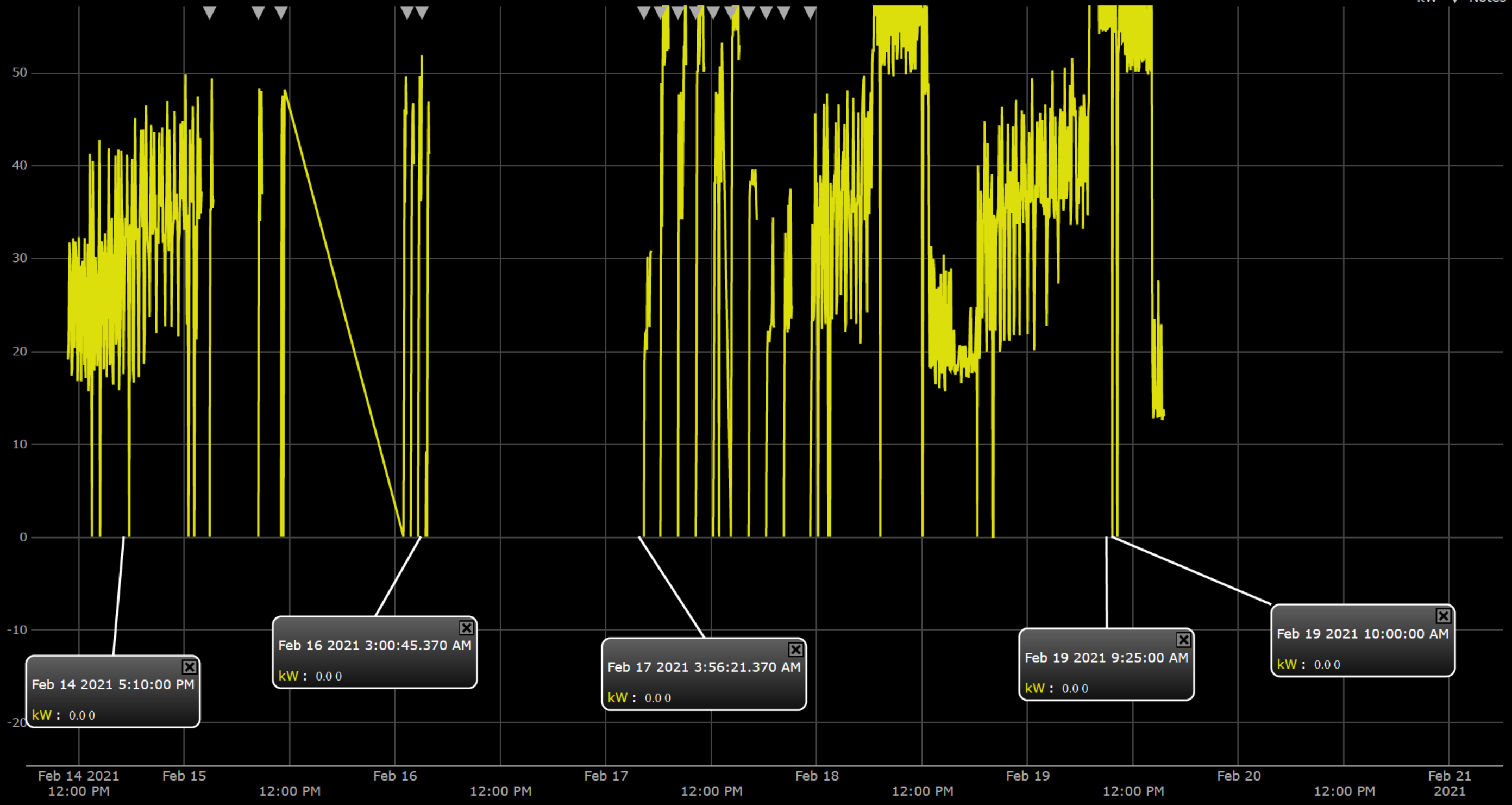
# kW

kW Notes



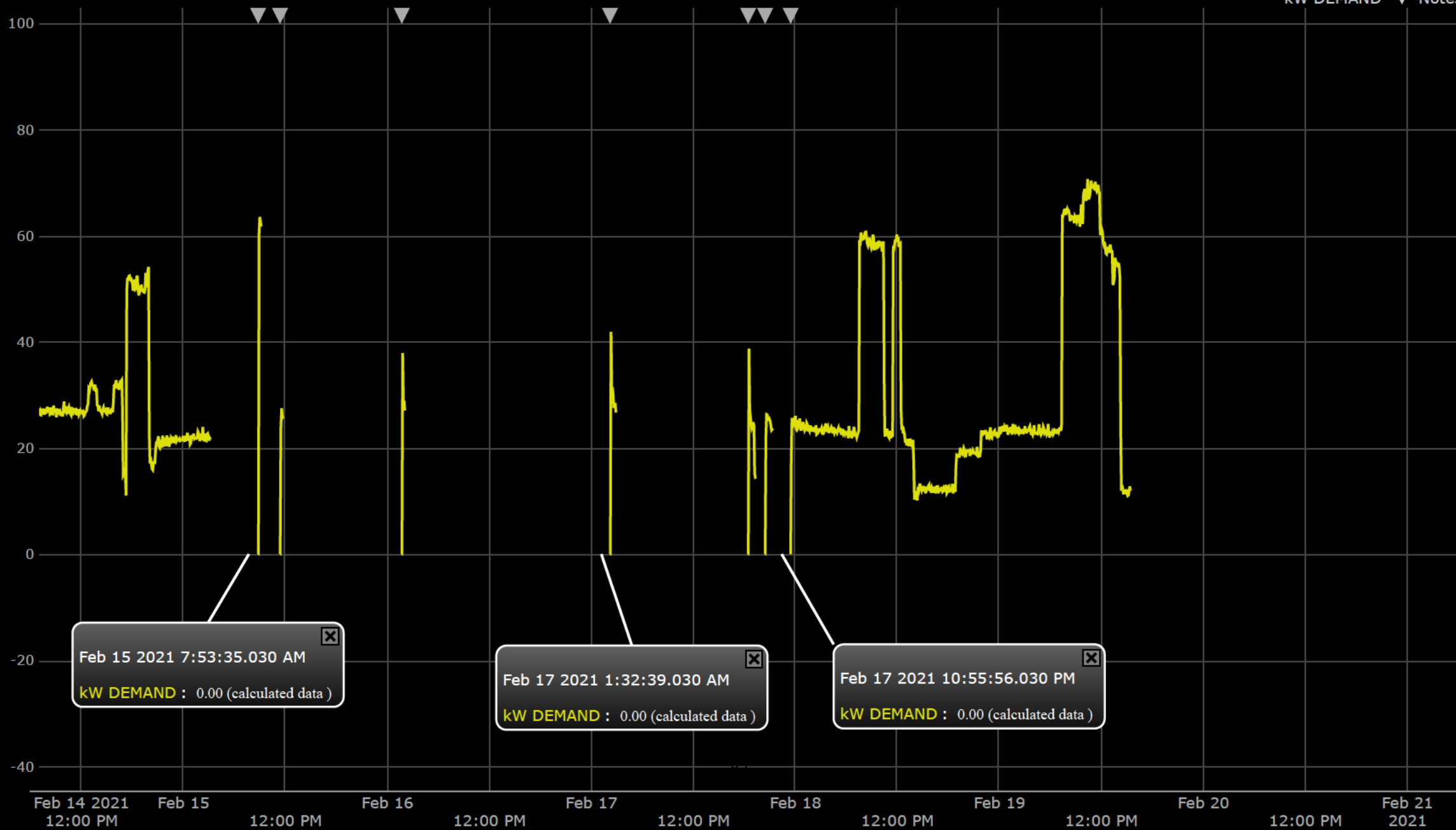
# kW

kW ▼ Notes



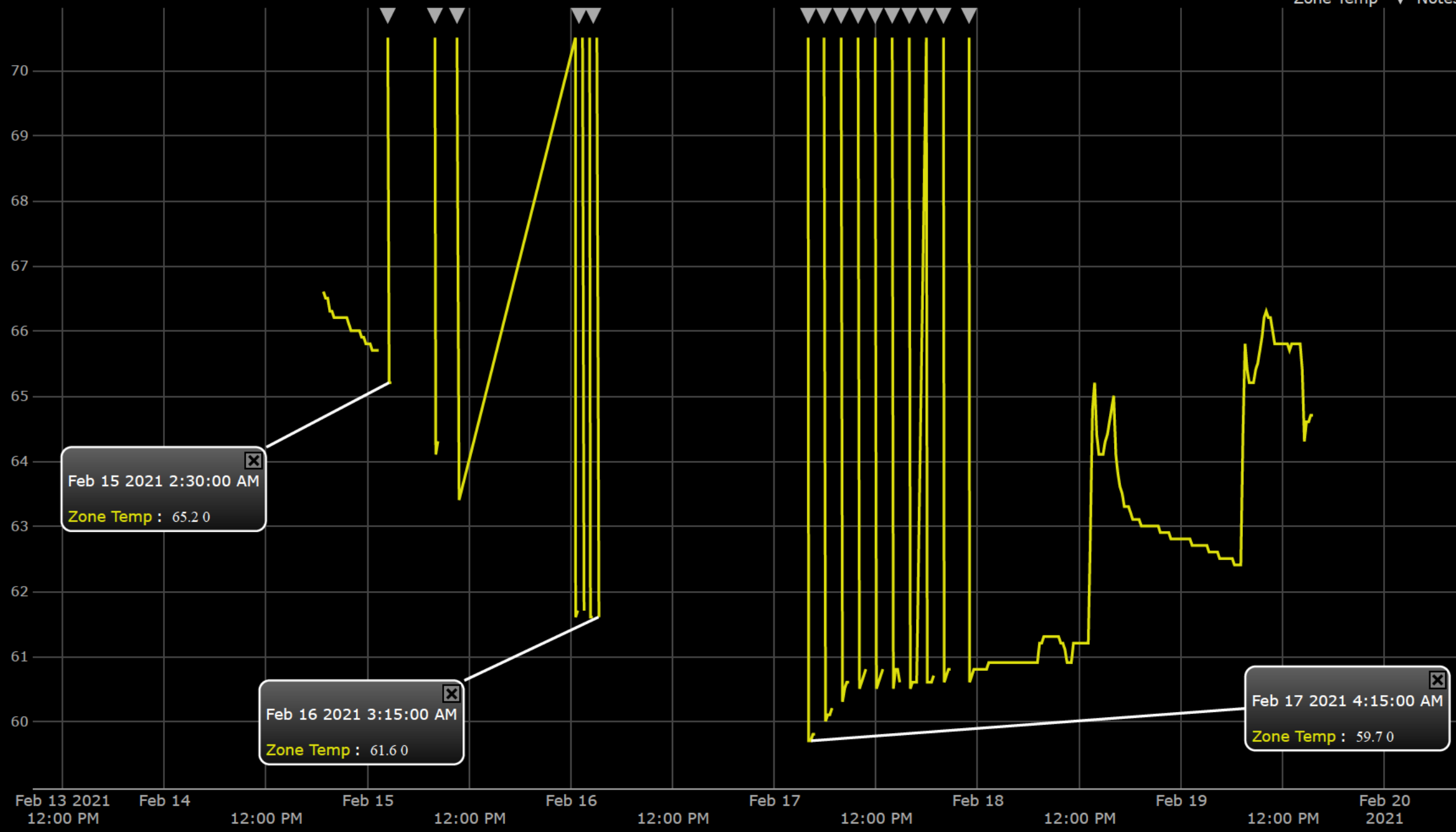
# kW DEMAND

— kW DEMAND ▼ Notes



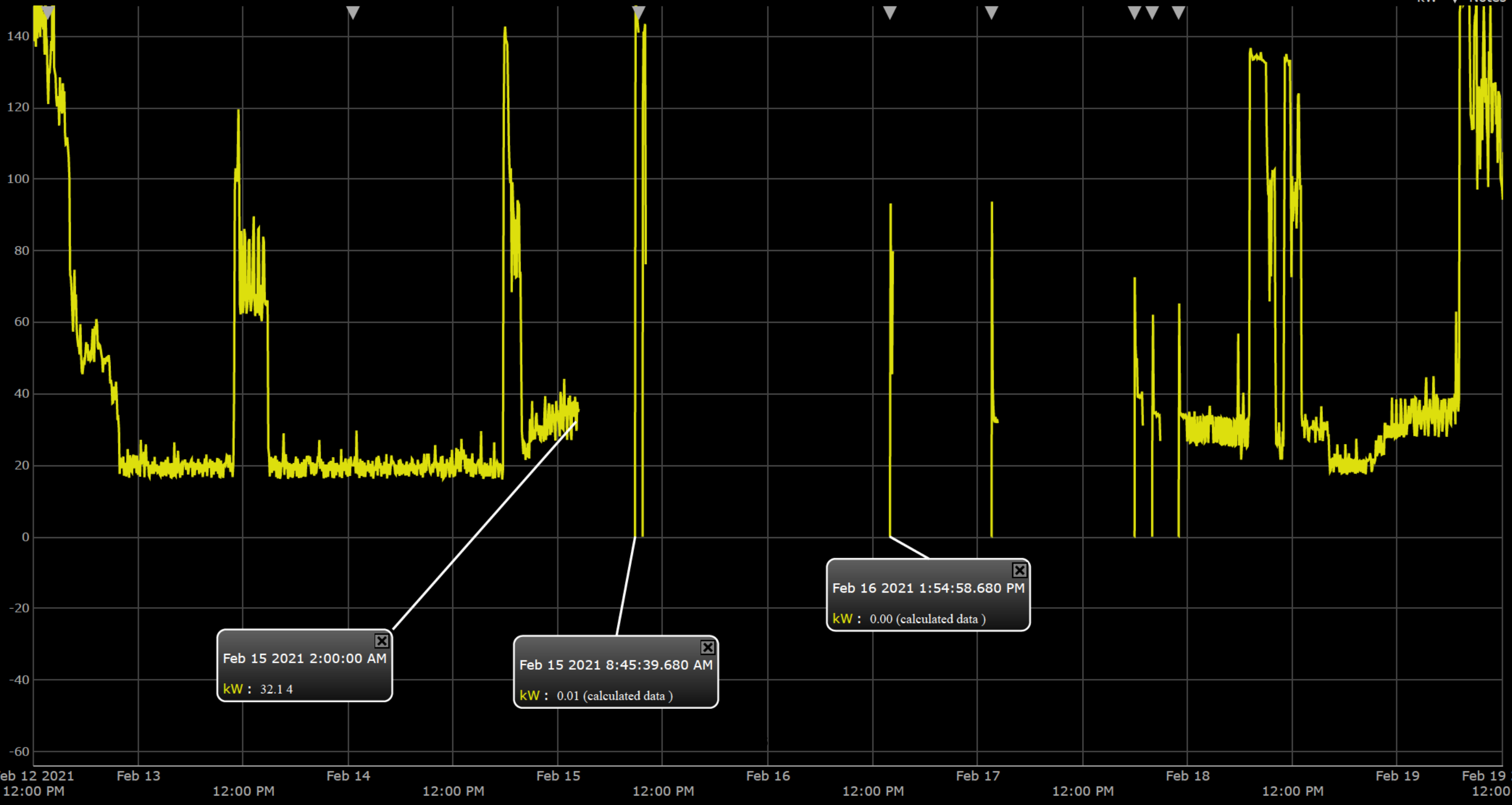
# Zone Temp

— Zone Temp ▼ Notes



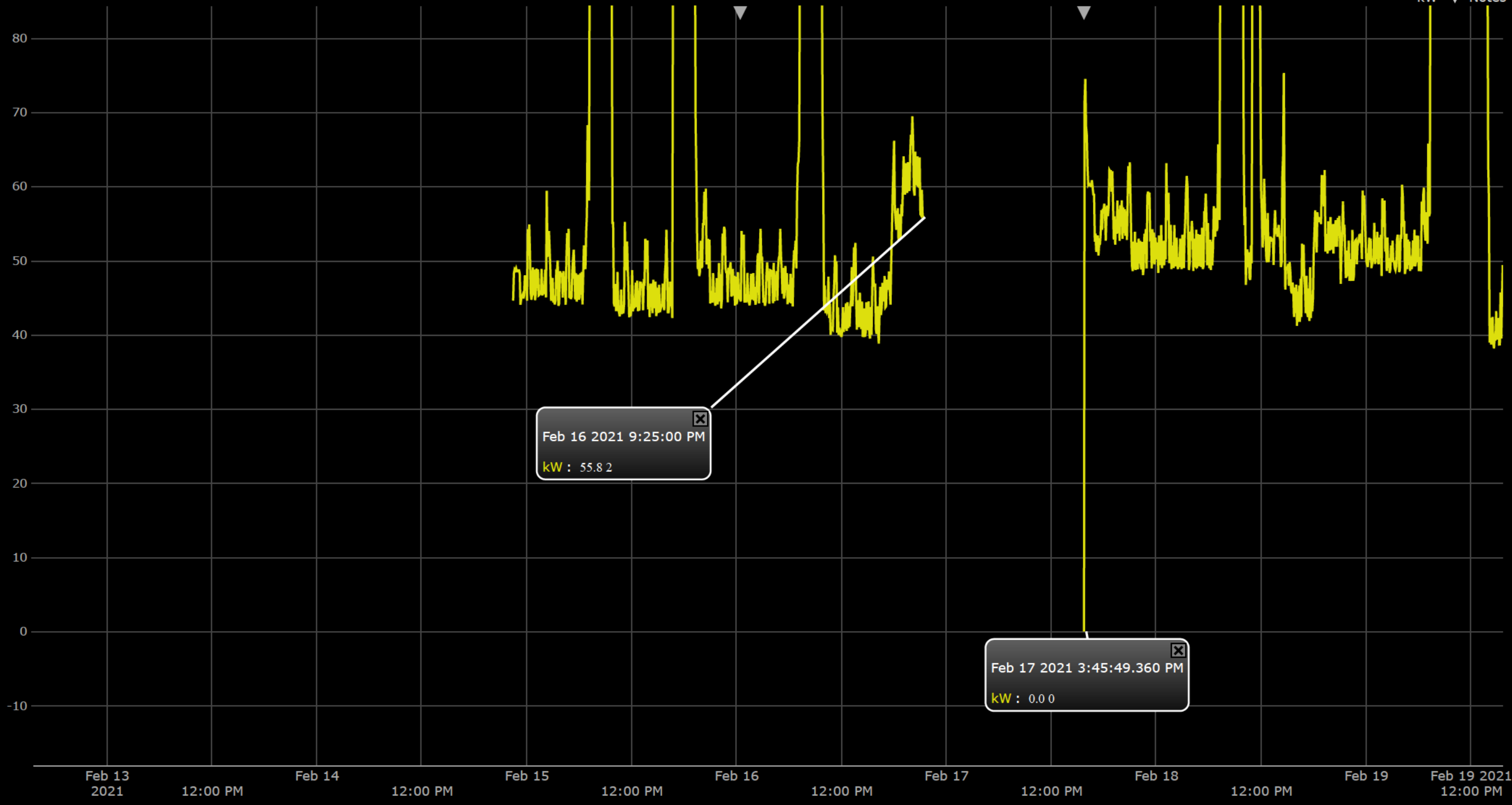
# kW

kW Notes



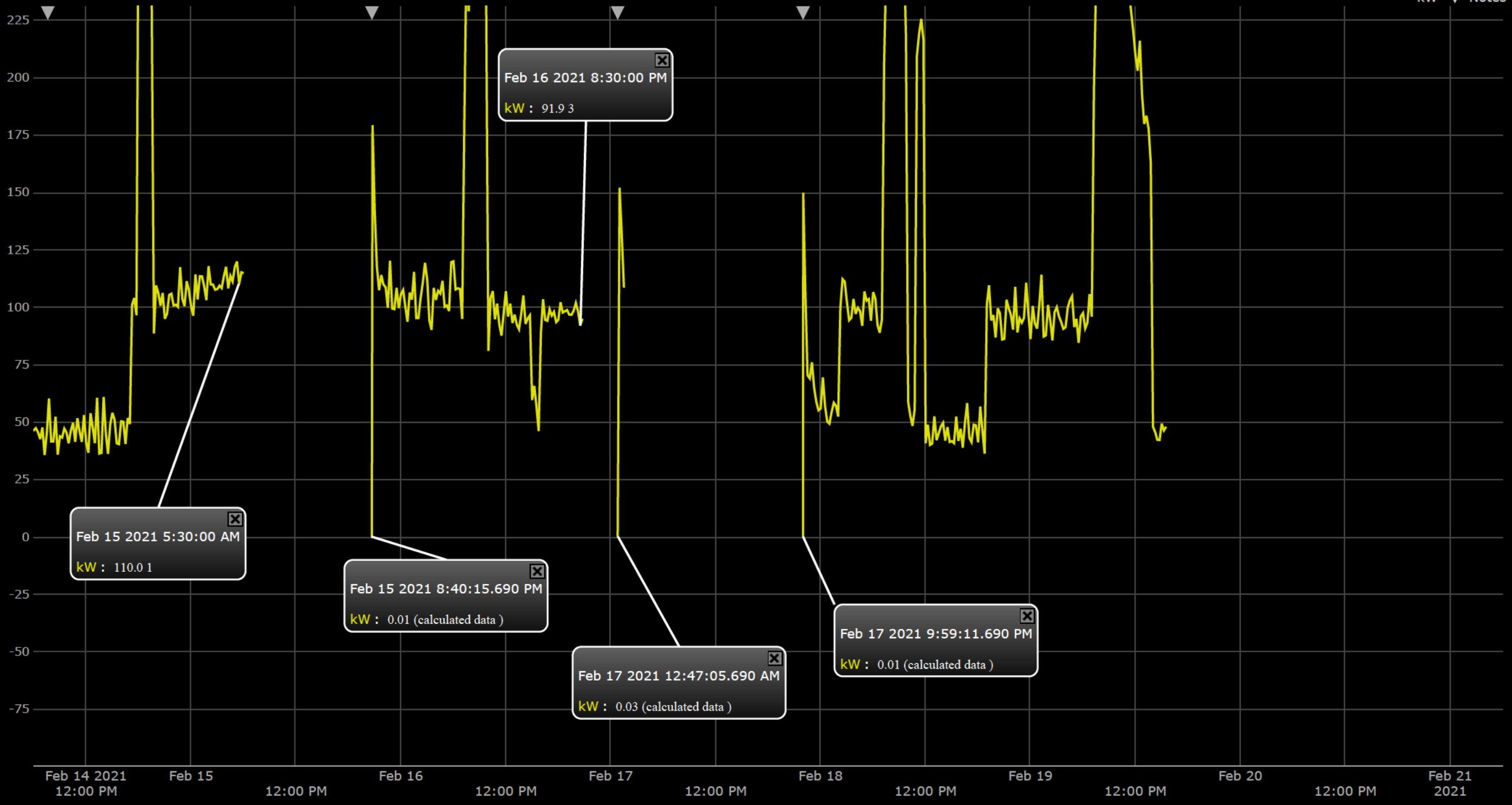
# kW

kW Notes



# kW

— kW ▼ Notes



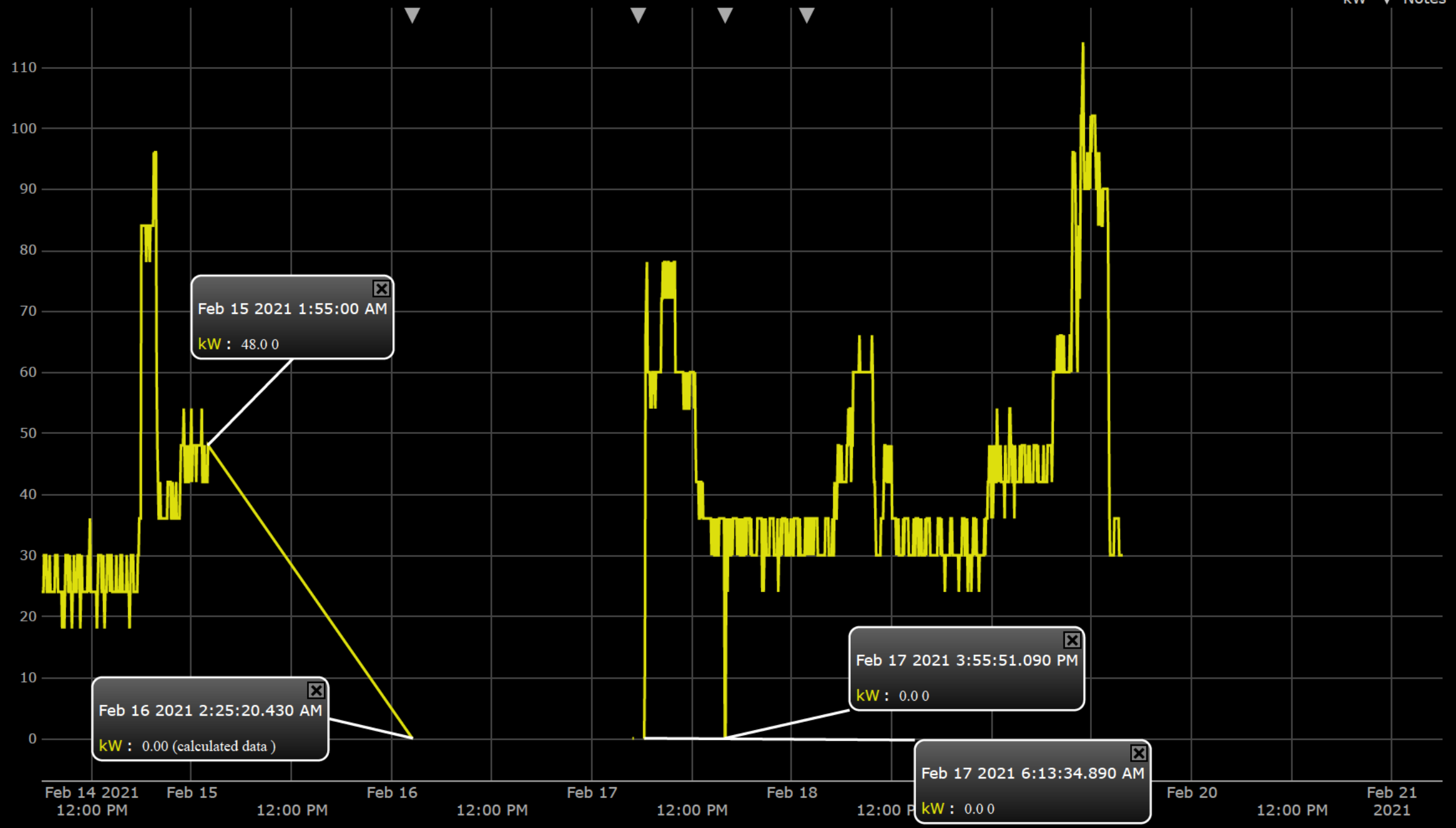
# CO2 Level

CO2 Level ▼ Notes



# kW

— kW ▼ Notes



**DICKINSON INDEPENDENT SCHOOL DISTRICT  
BOARD AGENDA ITEM**

**Meeting Date:** March 1, 2021

**Item Title:** Winter Storm URI Resolution

**Agenda Item:** Carla Voelkel

**Background Information:**

The attached resolution is offered for your consideration.

**Recommendation:** The Board may choose to amend, adopt, or defer action on the attached resolution.

**Action Item:**    \_\_\_X\_\_\_ **Yes**    \_\_\_\_\_ **No**

**Motion made by:** \_\_\_\_\_ **seconded by** \_\_\_\_\_ **vote** \_\_\_\_\_

§ THE STATE OF TEXAS  
§ COUNTY OF GALVESTON  
§ DICKINSON INDEPENDENT SCHOOL DISTRICT

**Whereas**, Winter Storm URI 2021 resulted in the closure of all schools and facilities in the Dickinson Independent School District ("DISD") on February 15 – February 19, 2021; for the safety of students and staff, and

**Whereas**, there was a recommended shelter in place in effect for much of the Gulf Coast and Houston greater metropolitan area, and

**Whereas**, DISD closed its schools and facilities because it must act in the best interests of, and for the safety of, its students and staff; and

**Whereas**, in many cases DISD employees were forced to shelter in place or take other means to ensure the safety of their families and others; and

**Whereas**, through circumstances completely beyond their control, they were forced to miss work at the DISD; and

**Whereas**, to financially penalize employees who are acting in the interests of public safety potentially will be harmful in the future if these people fail to act in a safe and prudent manner during a required or recommended evacuation for fear of financial loss; and

**Whereas**, it will be detrimental to the best interests of the District for the District to act in a way that may lead to unsafe conduct by its employees in a future natural disaster; and

**Whereas**, many employees, both contract and non-contract, assisted the DISD with its efforts to recover and restore regular school operations in the aftermath of Winter Storm URI 2021, and the Board believes that a public purpose exists to recognize and encourage this assistance and work by its employees; and

**Whereas**, there is a public purpose served and a benefit to the District to encourage prudent and safe behavior in a natural disaster so that employees have the best opportunity of protecting their safety and being able to resume their duties; and

**Whereas**, there is a public purpose served and a benefit to the DISD to demonstrate support of its employees, enhance employee morale and support the retention of employees; and

**Whereas**, the DISD 2020-2021 school calendar and related work schedules have been affected by these events, as approved by the Board of Trustees; and

**Whereas**, the Board has determined that the five days missed due to this natural disaster will not be made up by DISD employees through either instruction of students or performance of job duties and responsibilities; and

**Whereas**, the Board believes that a public purpose exists for forgiving or excusing the absences of these employees due to this natural disaster; and

**Whereas**, the Board believes that a public purpose exists for providing additional compensation, hourly rate, to its non-contract employees who assisted with its efforts to recover and restore regular school operations in the aftermath of Winter Storm URI 2021; and

**Whereas**, this resolution is not meant to excuse the failure to report to duty on these days by any employees who were instructed by the administration to do so or who were required by contract or job description to report for duty, once the District could provide safe working conditions;

**Now therefore, be it resolved** by the DISD Board of Trustees that:

1. All the above-referenced paragraphs are incorporated into and made a part of this Resolution; and

2. The Board has reviewed the 2020-2021 school calendar; and
3. The Board determines that five days missed due to this natural disaster will not be made up by DISD employees through either instruction of students or performance of other duties; and
4. The Board finds that a public purpose and a benefit to the DISD exists to excuse and/or forgive any absences by District employees created by the recent winter storm for days of work not made up based on the revised school calendar, and that payments for such days are necessary in the conduct of the public schools as provided by Texas Education Code § 45.105(c); and
5. The Board hereby authorizes the Superintendent of Schools to excuse the related day(s) of absence of District employees for school closure necessitated by the winter storm and not made up through a revised school calendar, and pay all employees full compensation for the day(s) missed due to this natural disaster and which are not made up on any revised school calendar.
6. The Board of Trustees hereby ratifies and approves, to the extent permitted by law, all actions taken by the Superintendent in the exercise of his discretion to protect and preserve the public property and assets of the DISD, and for the safety and welfare of the employees, students, parents, taxpayers and other citizens of the DISD, to the extent necessary as a result of Winter Storm URI 2021 and its aftermath, through the effective date of this Resolution.

Approved this 1st day of March, 2021.

By: \_\_\_\_\_  
Board President

ATTEST:

\_\_\_\_\_  
Board Secretary

**DICKINSON INDEPENDENT SCHOOL DISTRICT**  
**BOARD AGENDA DOCUMENT**

**Meeting Date:** March 1, 2021

**Item Title:** Revision to 2020-2021 Academic Calendar

**Agenda Item:** Dr. Jeff Pack

**Background Information:**

The Superintendent made Monday, February 22, 2021, a professional development day since campuses needed additional time to make adjustments to the curriculum due to missing four days of school. The Board of Trustees and the Texas Education Agency previously approved a Staff Development Minutes Waiver for 2,100 minutes (five days) to be applied to our calendar as needed. The 2020-2021 Academic Calendar was updated to reflect the change, which now has three Staff Development Waiver days. This will allow Monday, February 22, 2021, to count for full funding.

**Recommendation:**

The Superintendent and Executive Director for Data Quality, Compliance, and Accountability recommend approval.

**Action Item:**  Yes  No

**Motion made by** \_\_\_\_\_ **seconded by** \_\_\_\_\_ **vote** \_\_\_\_\_

# 2020–2021 Academic Calendar

## First Semester

August 24 – December 18, 2020

## Second Semester

January 5 – May 27, 2021

## Student/Teacher Holidays

Labor Day - September 7, 2020

Thanksgiving - November 23-27, 2020

(Nov. 23-24 are Teacher Exchange Days/Student Holidays)

## Christmas/Winter

December 21, 2020 - January 1, 2021

Martin Luther King Day - January 18, 2021

Spring Break - March 15-19, 2021

Good Friday - April 2, 2021

Memorial Day - May 31, 2021

(Teacher/Staff Holiday)

## Mentor/Protege In-Service

August 10, 2020

## New Teacher In-Service

August 11-13, 2020

## Teacher In-Service/Student Holiday

August 14, 2020

August 17-21, 2020

January 4, 2021

February 15, 2021

## Early Release All Campuses

(2 hours early)

December 18, 2020 May 27, 2021

## Dickinson High School Graduation

May 27, 2021 - Sam Vitanza Stadium

## Nine Weeks Grading Cycle

1st 9-weeks 39 days 17,550 minutes  
(08/24-10/16)

2nd 9-weeks 40 days 17,880 minutes  
(10/19-12/18)

**First Semester 79 days 35,430 minutes**

3rd 9-weeks 46 days 20,700 minutes  
(1/5-3/12)

4th 9-weeks 48 days 21,480 minutes  
(3/22-5/27)

**Second Semester 94 days 42,180 minutes**

**Total Instructional 173 days 77,610 minutes**  
SD Waiver Days 3 days 1,260 minutes

**Grand Total 176 days 78,870 minutes**



# Dickinson Independent School District

August 2020						
S	M	T	W	T	F	S
						1
2	3	4	5	6	7	8
9	MP	NT	NT	NT	SD	15
16	SD	SD	SD	SD	TP	22
23	24	25	26	27	28	29
30	31					

September 2020						
S	M	T	W	T	F	S
		1	2	3	4	5
6	H	8	9	10	11	12
13	14	15	16	17	18	19
20	21	22	23	24	25	26
27	28	29	30			

October 2020						
S	M	T	W	T	F	S
				1	2	3
4	5	6	7	8	9	10
11	12	13	14	15	16	17
18	19	20	21	22	23	24
25	26	27	28	29	30	31

November 2020						
S	M	T	W	T	F	S
1	2	3	4	5	6	7
8	9	10	11	12	13	14
15	16	17	18	19	20	21
22	E	E	H	H	H	28
29	30					

December 2020						
S	M	T	W	T	F	S
		1	2	3	4	5
6	7	8	9	10	11	12
13	14	15	16	17	18	19
20	H	H	H	H	H	26
27	H	H	H	H		

January 2021						
S	M	T	W	T	F	S
						H 2
3	SD <sup>w</sup>	5	6	7	8	9
10	11	12	13	14	15	16
17	H	19	20	21	22	23
24	25	26	27	28	29	30
31						

February 2021						
S	M	T	W	T	F	S
	1	2	3	4	5	6
7	8	9	10	11	12	13
14	SD <sup>w</sup>	16	17	18	19	20
21	SD <sup>w</sup>	23	24	25	26	27
28						

March 2021						
S	M	T	W	T	F	S
	1	2	3	4	5	6
7	8	9	10	11	12	13
14	H	H	H	H	H	20
21	22	23	24	25	26	27
28	29	30	31			

April 2021						
S	M	T	W	T	F	S
				1	H	3
4	5	6	7	8	9	10
11	12	13	14	15	16	17
18	19	20	21	22	23	24
25	26	27	28	29	30	

May 2021						
S	M	T	W	T	F	S
						1
2	3	4	5	6	7	8
9	10	11	12	13	14	15
16	17	18	19	20	21	22
23	24	25	26	27	TP	29
30	H					

June 2021						
S	M	T	W	T	F	S
		E	E	3	4	5
6	7	8	9	10	11	12
13	14	15	16	17	18	19
20	21	22	23	24	25	26
27	28	29	30			

July 2021						
S	M	T	W	T	F	S
				1	2	3
4	5	6	7	8	9	10
11	12	13	14	15	16	17
18	19	20	21	22	23	24
25	26	27	28	29	30	31

- [ Grading Period Begins
- ] Grading Period Ends
- ☆ State-Mandated STAAR Test
- ^ Early Release
- H Student/Teacher Holiday
- MP Mentor/Protege Teachers
- NT New Teacher Training
- SD Staff Development (no school for students)
- TP Teacher Preparation (no school for students)
- E Teacher Exchange Day/Student Holiday
- 🎓 Dickinson High School Graduation
- W TEA-Approved Staff Development Waiver Days

## School Hours for the 2020-2021 school year

### Elementary (grades K-4)

8:30 a.m. - 4:00 p.m.  
(AM Pre-K)  
8:30-11:45 a.m.  
(PM Pre-K)  
12:45 p.m.-4:00 p.m.

### Middle School/Junior High (grades 5-8)

7:45 a.m. - 3:15 p.m.

### High School (grades 9-12)

7:05 a.m. - 2:35 p.m.

**DICKINSON INDEPENDENT SCHOOL DISTRICT  
BOARD AGENDA DOCUMENT**

**Meeting Date:** March 1, 2021

**Item Title:** Approval of Agenda Items A-D

**Agenda Item:** Carla Voelkel

**Background Information:**

Agenda Items:

- A. Engage Auditor for 2020-2021 Fiscal Year
- B. Adoption for Instructional Material Proclamation 2021
- C. Certification of Unopposed Candidates for the May 1, 2021 Election
- D. Consent Agenda Items

**Recommendation:**

The Superintendent recommends approval of Agenda Items A-D.

**Action Item:**     Yes                       No

**Motion made by** \_\_\_\_\_ **seconded by** \_\_\_\_\_ **vote** \_\_\_\_\_

**DICKINSON INDEPENDENT SCHOOL DISTRICT**  
**BOARD AGENDA DOCUMENT**

**Meeting Date:** March 1, 2021  
**Item Title:** Engage Auditor for the 2020-2021 Fiscal Year  
**Agenda Item:** Ryan Boone/Kelly Logsdon/Leslie Hudson

**Background Information:**

The audit firm of Start, Garcia & Stanley proposal is attached for them to serve as the District Auditor for the 2020-2021 fiscal year. The maximum fee, not to exceed \$58,500, is the same as last year.

**Recommendation:**

The Superintendent, Deputy Superintendent for Business and Operations, Executive Director of Business Operations and Executive Director of Payroll recommend approval of the firm of Start, Garcia & Stanley to serve as the District auditor for the 2020-2021 fiscal year.

**Action Item:**   X   Yes        No



**Start, Garcia & Stanley, LLC**  
CERTIFIED PUBLIC ACCOUNTANTS

February 25, 2021

Board of Trustees  
Dickinson Independent School District  
Dickinson, Texas

Dear Trustees:

We are pleased to confirm our understanding of the services we are to provide Dickinson Independent School District (the District) for the year ending August 31, 2021. We will audit the financial statements of the governmental activities, each major fund, and the aggregate remaining fund information, including the related notes to the financial statements, which collectively comprise the basic financial statements, of the District as of and for year ending August 31, 2021. Accounting standards generally accepted in the United States of America provide for certain required supplementary information (RSI), such as management's discussion and analysis (MD&A), to supplement the District's basic financial statements. Such information, although not a part of the basic financial statements, is required by the Governmental Accounting Standards Board who considers it to be an essential part of financial reporting for placing the basic financial statements in an appropriate operational, economic, or historical context. As part of our engagement, we will apply certain limited procedures to the District's RSI in accordance with auditing standards generally accepted in the United States of America. These limited procedures will consist of inquiries of management regarding the methods of preparing the information and comparing the information for consistency with management's responses to our inquiries, the basic financial statements, and other knowledge we obtained during our audit of the basic financial statements. We will not express an opinion or provide any assurance on the information because the limited procedures do not provide us with sufficient evidence to express an opinion or provide any assurance. The following RSI is required by U.S. generally accepted accounting principles and will be subjected to certain limited procedures, but will not be audited:

- Management's Discussion and Analysis
- Budgetary Comparison Schedule – General Fund
- Pension Plan Schedules
- Other Post-employment Benefit Plan Schedules

We have also been engaged to report on supplementary information other than RSI that accompanies the District's financial statements. We will subject the following supplementary information to the auditing procedures applied in our audit of the financial statements and certain additional procedures, including comparing and reconciling such information directly to the underlying accounting and other records used to prepare the financial statements or to the financial statements themselves, and other additional procedures in accordance with auditing standards generally accepted in the United States of America, and we will provide an opinion on it in relation to the financial statements as a whole, in a report combined with our auditor's report on the financial statements:

- Schedule of Expenditures of Federal Awards
- Combining Balance Sheet – Non-major Governmental Funds
- Combining Statement of Revenues, Expenditures, and Changes in Fund Balance – Non-major Governmental Funds
- Schedule of Delinquent Taxes Receivable
- Budgetary Comparison Schedule – Child Nutrition
- Budgetary Comparison Schedule – Debt Service Fund

The following other information accompanying the financial statements will not be subjected to the auditing procedures applied in our audit of the financial statements, and our auditor's report will not provide an opinion or any assurance on that other information.

- Fund Balance and Cash Flow Calculation Worksheet – General Fund (optional)

Our audit will also include the performance of certain audit procedures for the purpose of reviewing the accuracy of fiscal information provided by the District through the Public Education Information Management System (PEIMS), as required by Section 44.008(b) of the Texas Education Code.

### **Audit Objectives**

The objective of our audit is the expression of opinions as to whether your financial statements are fairly presented, in all material respects, in conformity with U.S. generally accepted accounting principles and to report on the fairness of the supplementary information referred to in the second paragraph when considered in relation to the financial statements as a whole. The objective also includes reporting on --

- Internal control over financial reporting and compliance with provisions of laws, regulations, contracts, and award agreements, noncompliance with which could have a material effect on the financial statements in accordance with *Government Auditing Standards*.
- Internal control over compliance related to major programs and an opinion (or disclaimer of opinion) on compliance with federal statutes, regulations, and the terms and conditions of federal awards that could have a direct and material effect on each major program in accordance with the Single Audit Act Amendments of 1996 and Title 2 U.S. *Code of Federal Regulations* (CFR) Part 200, *Uniform Administrative Requirements, Cost Principles, and Audit Requirements for Federal Awards* (Uniform Guidance).

The *Government Auditing Standards* report on internal control over financial reporting and on compliance and other matters will include a paragraph that states that (1) the purpose of the report is solely to describe the scope of testing of internal control and compliance and the results of that testing, and not to provide an opinion on the effectiveness of the entity's internal control or on compliance, and (2) the report is an integral part of an audit performed in accordance with *Government Auditing Standards* in considering the entity's internal control and compliance. The Uniform Guidance report on internal control over compliance will include a paragraph that states that the purpose of the report on internal control over compliance is solely to describe the scope of testing of internal control over compliance and the results of that testing based on the requirements of the Uniform Guidance. Both reports will state that the report is not suitable for any other purpose.

Our audit will be conducted in accordance with auditing standards generally accepted in the United States of America; the standards for financial audits contained in *Government Auditing Standards*, issued by the Comptroller General of the United States; the Single Audit Act Amendments of 1996; and the provisions of the Uniform Guidance, and will include tests of accounting records, a determination of major program(s) in accordance with the Uniform Guidance, and other procedures we consider necessary to enable us to express such opinions. We will issue written reports upon completion of our Single Audit. Our reports will be addressed to the Board of Trustees of the District. We cannot provide assurance that unmodified opinions will be expressed. Circumstances may arise in which it is necessary for us to modify our opinions or add emphasis-of-matter or other-matter paragraphs. If our opinions are other than unmodified, we will discuss the reasons with you in advance. If, for any reason, we are unable to complete the audit or are unable to form or have not formed opinions, we may decline to express opinions or issue reports, or we may withdraw from this engagement.

### **Audit Procedures – General**

An audit includes examining, on a test basis, evidence supporting the amounts and disclosures in the financial statements; therefore, our audit will involve judgment about the number of transactions to be examined and the areas to be tested. An audit also includes evaluating the appropriateness of accounting

policies used and the reasonableness of significant accounting estimates made by management, as well as evaluating the overall presentation of the financial statements. We will plan and perform the audit to obtain reasonable assurance about whether the financial statements are free of material misstatement, whether from (1) errors, (2) fraudulent financial reporting, (3) misappropriation of assets, or (4) violations of laws or governmental regulations that are attributable to the government or to acts by management or employees acting on behalf of the government. Because the determination of abuse is subjective, *Government Auditing Standards* do not expect auditors to provide reasonable assurance of detecting abuse.

Because of the inherent limitations of an audit, combined with the inherent limitations of internal control, and because we will not perform a detailed examination of all transactions, there is a risk that material misstatements or noncompliance may exist and not be detected by us, even though the audit is properly planned and performed in accordance with U.S. generally accepted auditing standards and *Government Auditing Standards*. In addition, an audit is not designed to detect immaterial misstatements or violations of laws or governmental regulations that do not have a direct and material effect on the financial statements or on major programs. However, we will inform the appropriate level of management of any material errors, any fraudulent financial reporting, or misappropriation of assets that come to our attention. We will also inform the appropriate level of management of any violations of laws or governmental regulations that come to our attention, unless clearly inconsequential, and of any material abuse that comes to our attention. We will include such matters in the reports required for a Single Audit. Our responsibility as auditors is limited to the period covered by our audit and does not extend to any later periods for which we are not engaged as auditors.

Our procedures will include tests of documentary evidence supporting the transactions recorded in the accounts, and may include tests of the physical existence of inventories, and direct confirmation of receivables and certain other assets and liabilities by correspondence with selected individuals, funding sources, creditors, and financial institutions. We will request written representations from your attorneys as part of the engagement, and they may bill you for responding to this inquiry. At the conclusion of our audit, we will require certain written representations from you about your responsibilities for the financial statements; schedule of expenditures of federal awards; federal award programs; compliance with laws, regulations, contracts, and grant agreements; and other responsibilities required by generally accepted auditing standards.

#### **Audit Procedures - Internal Control**

Our audit will include obtaining an understanding of the government and its environment, including internal control, sufficient to assess the risks of material misstatement of the financial statements and to design the nature, timing, and extent of further audit procedures. Tests of controls may be performed to test the effectiveness of certain controls that we consider relevant to preventing and detecting errors and fraud that are material to the financial statements and to preventing and detecting misstatements resulting from illegal acts and other noncompliance matters that have a direct and material effect on the financial statements. Our tests, if performed, will be less in scope than would be necessary to render an opinion on internal control and, accordingly, no opinion will be expressed in our report on internal control issued pursuant to *Government Auditing Standards*.

As required by the Uniform Guidance, we will perform tests of controls over compliance to evaluate the effectiveness of the design and operation of controls that we consider relevant to preventing or detecting material noncompliance with compliance requirements applicable to each major federal award program. However, our tests will be less in scope than would be necessary to render an opinion on those controls and, accordingly, no opinion will be expressed in our report on internal control issued pursuant to the Uniform Guidance.

An audit is not designed to provide assurance on internal control or to identify significant deficiencies or material weaknesses. Accordingly, we will express no such opinion. However, during the audit, we will communicate to management and those charged with governance internal control related matters that are required to be communicated under AICPA professional standards, *Government Auditing Standards*, and the Uniform Guidance.

### **Audit Procedures - Compliance**

As part of obtaining reasonable assurance about whether the financial statements are free of material misstatement, we will perform tests of the District's compliance with provisions of applicable laws, regulations, contracts, and agreements, including grant agreements. However, the objective of those procedures will not be to provide an opinion on overall compliance and we will not express such an opinion in our report on compliance issued pursuant to *Government Auditing Standards*.

The Uniform Guidance requires that we also plan and perform the audit to obtain reasonable assurance about whether the auditee has complied with federal statutes, regulations, and the terms and conditions of federal awards applicable to major programs. Our procedures will consist of tests of transactions and other applicable procedures described in the OMB *Compliance Supplement* for the types of compliance requirements that could have a direct and material effect on each of the District's major programs. The purpose of these procedures will be to express an opinion on the District's compliance with requirements applicable to each of its major programs in our report on compliance issued pursuant to the Uniform Guidance.

### **Other Services**

We will also assist in preparing the financial statements, schedule of expenditures of federal awards, and related notes of the District in conformity with U.S. generally accepted accounting principles and the Uniform Guidance based on information provided by you. These nonaudit services do not constitute an audit under *Government Auditing Standards* and such services will not be conducted in accordance with *Government Auditing Standards*. We will perform the services in accordance with applicable professional standards. The other services are limited to the financial statements, schedule of expenditures of federal awards, and related notes services previously defined. We, in our sole professional judgment, reserve the right to refuse to perform any procedure or take any action that could be construed as assuming management responsibilities.

### **Management Responsibilities**

Management is responsible for (1) designing, implementing, and maintaining effective internal controls relevant to the preparation and fair presentation of financial statements that are free from material misstatement, whether due to fraud or error, including internal controls over federal awards, and for evaluating and monitoring ongoing activities, to help ensure that appropriate goals and objectives are met; (2) following laws and regulations; (3) ensuring that there is reasonable assurance that government programs are administered in compliance with compliance requirements; and (4) ensuring that management and financial information is reliable and properly reported. Management is also responsible for implementing systems designed to achieve compliance with applicable laws, regulations, contracts, and grant agreements. You are also responsible for the selection and application of accounting principles; for the preparation and fair presentation of the financial statements, schedule of expenditures of federal awards, and all accompanying information in conformity with U.S. generally accepted accounting principles; and for compliance with applicable laws and regulations (including federal statutes) and the provisions of contracts and grant agreements (including award agreements). Your responsibilities also include identifying significant contractor relationships in which the contractor has responsibility for program compliance and for the accuracy and completeness of that information.

Management is also responsible for making all financial records and related information available to us and for the accuracy and completeness of that information. You are also responsible for providing us with (1) access to all information of which you are aware that is relevant to the preparation and fair presentation of the financial statements, (2) access to personnel, accounts, books, records, supporting documentation, and other information as needed to perform an audit under the Uniform Guidance, (3) additional information that we may request for the purpose of the audit, and (4) unrestricted access to persons within the government from whom we determine it necessary to obtain audit evidence.

Your responsibilities include adjusting the financial statements to correct material misstatements and confirming to us in the management representation letter that the effects of any uncorrected misstatements aggregated by us during the current engagement and pertaining to the latest period presented are immaterial, both individually and in the aggregate, to the financial statements as a whole.

You are responsible for the design and implementation of programs and controls to prevent and detect fraud, and for informing us about all known or suspected fraud affecting the government involving (1) management, (2) employees who have significant roles in internal control, and (3) others where the fraud could have a material effect on the financial statements. Your responsibilities include informing us of your knowledge of any allegations of fraud or suspected fraud affecting the government received in communications from employees, former employees, grantors, regulators, or others. In addition, you are responsible for identifying and ensuring that the government complies with applicable laws, regulations, contracts, agreements, and grants. Management is also responsible for taking timely and appropriate steps to remedy fraud and noncompliance with provisions of laws, regulations, contracts, and grant agreements, or abuse that we report. Additionally, as required by the Uniform Guidance, it is management's responsibility to evaluate and monitor noncompliance with federal statutes, regulations, and the terms and conditions of federal awards; take prompt action when instances of noncompliance are identified including noncompliance identified in audit findings; promptly follow up and take corrective action on reported audit findings; and prepare a summary schedule of prior audit findings and a separate corrective action plan. The summary schedule of prior audit findings should be available for our review prior to release of the report.

You are responsible for identifying all federal awards received and understanding and complying with the compliance requirements and for the preparation of the schedule of expenditures of federal awards (including notes and noncash assistance received) in conformity with the Uniform Guidance. You agree to include our report on the schedule of expenditures of federal awards in any document that contains and indicates that we have reported on the schedule of expenditures of federal awards. You also agree to include the audited financial statements with any presentation of the schedule of expenditures of federal awards that includes our report thereon. Your responsibilities include acknowledging to us in the written representation letter that (1) you are responsible for presentation of the schedule of expenditures of federal awards in accordance with the Uniform Guidance; (2) you believe the schedule of expenditures of federal awards, including its form and content, is stated fairly in accordance with the Uniform Guidance; (3) the methods of measurement or presentation have not changed from those used in the prior period (or, if they have changed, the reasons for such changes); and (4) you have disclosed to us any significant assumptions or interpretations underlying the measurement or presentation of the schedule of expenditures of federal awards.

You are also responsible for the preparation of the other supplementary information, which we have been engaged to report on, in conformity with U.S. generally accepted accounting principles. You agree to include our report on the supplementary information in any document that contains and indicates that we have reported on the supplementary information. You also agree to include the audited financial statements with any presentation of the supplementary information that includes our report thereon. Your responsibilities include acknowledging to us in the written representation letter that (1) you are responsible for presentation of the supplementary information in accordance with GAAP; (2) you believe the supplementary information, including its form and content, is fairly presented in accordance with GAAP; (3) the methods of measurement or presentation have not changed from those used in the prior period (or, if they have changed, the reasons for such changes); and (4) you have disclosed to us any significant assumptions or interpretations underlying the measurement or presentation of the supplementary information.

Management is responsible for establishing and maintaining a process for tracking the status of audit findings and recommendations. Management is also responsible for identifying and providing report copies of previous financial audits, attestation engagements, performance audits, or other studies related to the objectives discussed in the Audit Objectives section of this letter. This responsibility includes relaying to us corrective actions taken to address significant findings and recommendations resulting from those audits, attestation engagements, performance audits, or studies. You are also responsible for providing management's views on our current findings, conclusions, and recommendations, as well as your planned corrective actions, for the report, and for the timing and format for providing that information. With regard to the electronic dissemination of audited financial statements, including financial statements published

electronically on your website, you understand that electronic sites are a means to distribute information and, therefore, we are not required to read the information contained in these sites or to consider the consistency of other information in the electronic site with the original document.

You agree to assume all management responsibilities relating to the financial statements, schedule of expenditures of federal awards, and related notes, and any other nonaudit services we provide. You will be required to acknowledge in the management representation letter our assistance with preparation of the financial statements, schedule of expenditures of federal awards, and related notes and that you have reviewed and approved the financial statements, schedule of expenditures of federal awards, and related notes prior to their issuance and have accepted responsibility for them. Further, you agree to oversee the nonaudit services by designating an individual, preferably from senior management, with suitable skill, knowledge, or experience; evaluate the adequacy and results of those services; and accept responsibility for them.

Additionally, the District will be responsible for ensuring that the audit reports are received by the Texas Education Agency (TEA) within 150 days of the close of the fiscal year. The District will further be responsible for ensuring that other appropriate governmental agencies receive copies of the audit reports according to instructions in the TEA's Financial Accountability System Resource Guide.

### **Engagement Administration, Fees, and Other**

We understand that your employees will prepare all cash, accounts receivable, or other confirmations we request and will locate any documents selected by us for testing.

At the conclusion of the engagement, we will complete the appropriate sections of the Data Collection Form that summarizes our audit findings. It is management's responsibility to electronically submit the reporting package (including financial statements, schedule of expenditures of federal awards, summary schedule of prior audit findings, auditors' reports, and corrective action plan) along with the Data Collection Form to the federal audit clearinghouse. We will coordinate with you the electronic submission and certification. If applicable, we will provide copies of our report for you to include with the reporting package you will submit to pass-through entities. The Data Collection Form and the reporting package must be submitted within the earlier of 30 calendar days after receipt of the auditors' reports or nine months after the end of the audit period.

We will provide copies of our reports to the District; however, management is responsible for distribution of the reports and the financial statements. Unless restricted by law or regulation, or containing privileged and confidential information, copies of our reports are to be made available for public inspection.

The audit documentation for this engagement is the property of Start, Garcia & Stanley, LLC (the Firm) and constitutes confidential information. However, subject to applicable laws and regulations, audit documentation and appropriate individuals will be made available upon request and in a timely manner to the TEA or its designee, a federal agency providing direct or indirect funding, or the U.S. Government Accountability Office for purposes of a quality review of the audit, to resolve audit findings, or to carry out oversight responsibilities. We will notify you of any such request. If requested, access to such audit documentation will be provided under the supervision of Firm personnel. Furthermore, upon request, we may provide copies of selected audit documentation to the aforementioned parties. These parties may intend, or decide, to distribute the copies or information contained therein to others, including other governmental agencies.

The audit documentation for this engagement will be retained for a minimum of five years after the report release or any additional period requested by the TEA or Regional Office of Inspector General. If we are aware that a federal awarding agency, pass-through entity, or auditee is contesting an audit finding, we will contact the party(ies) contesting the audit finding for guidance prior to destroying the audit documentation.

We expect to begin our audit in June-July 2021 and to issue our reports no later than the January 2022 board meeting. Albert Garcia is the engagement partner and is responsible for supervising the engagement and signing the reports or authorizing another individual to sign them.

Our fees for these services will be at our standard hourly rates plus out-of-pocket costs (such as report reproduction, typing, postage, travel, copies, telephone, bank confirmation fees, etc.). We presently anticipate our fees to range between \$56,500 and \$58,500. Our standard hourly rates vary according to the degree of responsibility involved and the experience level of the personnel assigned to your audit. Our invoices for these fees will be rendered each month as work progresses and are payable on presentation. The above fee is based on anticipated cooperation from your personnel and the assumption that unexpected circumstances will not be encountered during the audit. We will endeavor, of course, to keep our fees as low as possible. If significant additional time is necessary, we will discuss it with you and arrive at a new fee estimate before we incur the additional costs.

We appreciate the opportunity to be of continued service to the District and believe this letter accurately summarizes the significant terms of our engagement. If you have any questions, please let us know. If you agree with the terms of our engagement as described in this letter, please sign and return it to us.

Very truly yours,

  
Start, Garcia & Stanley, LLC

RESPONSE:

This letter correctly sets forth the understanding of Dickinson Independent School District.

By: \_\_\_\_\_

Title: \_\_\_\_\_

Date: \_\_\_\_\_

**DICKINSON INDEPENDENT SCHOOL DISTRICT**

**BOARD AGENDA DOCUMENT**

**Meeting Date:** March 1, 2021

**Item Title:** Adoption for Instruction Materials Proclamation 2021

**Agenda Item:** Harry Courville and Kathy Behrendsen

**Background Information:**

Publishers' materials were received late fall and early this spring for the new Pre-Kindergarten adoption for our elementary campuses. Teachers, principals, curriculum specialists and directors had the opportunity to review both print and digital materials. Parents and Community Members were provided a chance to review materials digitally on the Dickinson ISD website from January 26-February 28. After careful review of all materials, using rubrics developed collaboratively within the department, the committee representatives presented their selections to the Educational Services Department.

The Dickinson ISD selection for Proclamation 2021 instructional materials is:

**Three Cheers for Pre-K, Savvas Learning Company**

**Recommendation:**

The Superintendent, Deputy Superintendent for Educational Services, and Director of Federal Programs recommend approval of the 2021 Instructional Materials Adoption List and the expenditure for these items which may be in excess of \$250,000 (*Board Policy: CH (Local)*).

**Action Item:**     **Yes**                       **No**

**DICKINSON INDEPENDENT SCHOOL DISTRICT**

**BOARD AGENDA DOCUMENT**

**Meeting Date:** March 1, 2021

**Item Title:** Certification of Unopposed Candidate for the May 1, 2021  
Board of Trustees Election

**Agenda Item:** Robert Cobb

**Background Information:**

Per Sections 2.051 - 2.053(a) of the Texas Election Code, Fritzie Samford and Jeff Pittman have been certified as unopposed candidates for School Board Trustee Single Member District #3 and #4.

**Recommendation:**

The Superintendent and Assistant Superintendent for Administration recommend approval of the attached Certification of Unopposed Candidate for the May 1, 2020 Board of Trustees election.

**Action Item:**  Yes  No

**DICKINSON INDEPENDENT SCHOOL DISTRICT  
CERTIFICATION OF UNOPPOSED CANDIDATE  
*CERTIFICACIÓN DE CANDIDATOS ÚNICOS***

**To: Presiding Officer of Governing Body**

*Al: Presidente de la entidad gobernante*

As the authority responsible for having the official ballot prepared, I hereby certify that the following candidates are unopposed for election to office for the election scheduled to be held on May 1, 2021.

*Como autoridad a cargo de la preparación de la boleta de votación oficial, por la presente certifico que los siguientes candidatos son candidatos únicos para elección para un cargo en la elección que se llevará a cabo el Mayo 1, 2021.*

**List office and name of candidates:**

*Lista de cargos y nombres de los candidatos:*

**Office (Cargo)**

**(Candidato)**

School Board Trustee Single Member District #3

School Board Trustee Single Member District #4

**Candidate**

Fritzie Samford

Jeff Pittman

---

**Signature (Firma)**

*David Swartz*

Printed name (*Nombre en letra de molde*)

President of Board of Trustees

Title (*Puesto*)

**March 1, 2021**

---

Date of Signing (*Fecha de firma*)

**DICKINSON INDEPENDENT SCHOOL DISTRICT  
BOARD AGENDA DOCUMENT**

**Meeting Date:** March 1, 2021

**Item Title:** Consent Agenda Items

**Agenda Item:** Carla Voelkel, Superintendent

**Background Information:**

The following items have been approved by review of the Board:

- Budget Amendments/Adjustments for February 4, 12, 25, 2021
- Donation to DHS FFA-Ameriwaste Solution, Inc.
- Donation to JSES-Tatana and John Ovalle
- Approval of Proposals Received RFP 21-02-1094 Pressure Washing Equipment, Supplies, Service, and Repairs
- February 1, 2021 Minutes
- Donation to DHS-Shell HERO Foundation, American Online Giving Foundation-Hartford Insurance
- Approval of Proposals Received RFP 20-10-1091 Contracted Services Providers

**Recommendation:**

The Superintendent recommends the Board's ratification of the above consent items.

**Action Item:**     Yes             No