

Agenda of Regular Action Meeting

The Board of Trustees Dickinson Independent School District

1. Roll Call, Establish Quorum, Welcome Visitors	
2. Pledge of Allegiance to the American and Texas Flags	
3. Special Recognition	
A. DHS Football-Houston Touchdown Club Recognition	3
B. Big Impact Award	4
C. Texas Education Human Resources Day	6
4. Public Comment: Agenda Items	8
5. Open Forum	9
6. Closed Executive Session	10
A. Section 551.074 – Resignations, Retirements, New Hires	
7. Action on Closed Executive Session Items	
A. Consider Approval of Resignations, Retirements, New Hires	11
8. Delinquent Tax Attorney's Annual Report	12
9. Written Reports	43
A. School Liaison Officer Report	44
B. Tax Collection Report for August 2020 and Year to Date	48
10. Seat Belts on School Buses	50
11. School Bus Purchase	51
12. Revised Calendar	52
13. Beta Pay Resolution	54
14. Howard Technology	57
15. Action Items	60
A. Quarterly Investment Report	61
B. EL Education Exception/ESL Waivers Application	79
C. Investment Strategy for 2020-2021 Fiscal Year	87
D. Investment Policy-Board Policy CDA (LOCAL)	89
E. 2020-2021 Recruiting Calendar	95
F. Interlocal Agreement Between The City of League City and DISD for the TEA Operation Connectivity Program	97
G. Consent Agenda Items	101
1) Budget Amendments/Adjustments for September 17, 25, and October 1, 2020	
2) Donation to BMS STEM-Annie Stephens, Reward Realty	
3) Donation to DHS FFA- Annie Stephens, Reward Realty	
4) Donation to HRES- Annie Stephens, Reward Realty	
5) September 14, 2020 Minutes	
6) Approval of Proposals Received #20-09-1087 Pest Control Services	

16. Adjournment

**DICKINSON INDEPENDENT SCHOOL DISTRICT
BOARD AGENDA ITEM**

Meeting Date: October 5, 2020

Item Title: Touchdown Club Pre-Season Team honorees

Agenda Item: Tammy Dowdy

Background Information:

Two Dickinson High School varsity football players were named to the Touchdown Club of Houston's 2020 All-Greater Houston Pre-Season High School Football Team. They were among 40 athletes selected from Houston area high schools that were honored this year via a virtual presentation on September 17.

Canon Boone	Senior Offensive Lineman
Keith Cooper	Senior Defensive Lineman

DICKINSON INDEPENDENT SCHOOL DISTRICT BOARD AGENDA ITEM

Meeting Date: October 5, 2020

Item Title: Big Impact Award

Agenda Item: Kimberly Rich

Background Information:

The Big Impact Award is an employee recognition award given once per month to individuals who make an impact by going above and beyond the call of duty. Honorees are nominated by peers, supervisors, or community members.

Big Impact Award Honorees exemplify these attributes:

1. Provides outstanding service to others
2. Assists others beyond normal expectations
3. Creates a positive impression of their department
4. Sacrifices their time and energy for the "Gator" good
5. Acts with honesty and integrity at all times

- **Derek Benton**, KELES Behavior Coach

Mr. B does everything from going to students homes, to keeping students after school to help them succeed, to helping parents with ideas to help their child. He helps students succeed in any way he can. He gives his all to each and every student. If they are in need of items, he will get them or buy them for the student that is on hard times. He communicates well with paras, teachers, students, and parents. He is just a big teddy bear with lots of knowledge and love to give.

- **Maricela Guerrero**, DISD Dyslexia Specialist

In addition to doing her 'regular' job with a great attitude and work ethic, Maricela has gone above and beyond in being able to do Spanish translations quickly for our department, the superintendent's office and campuses. She is gracious, responsive and has allowed us to be responsible in our communication efforts with our Spanish speaking families. Maricela is the district dyslexia specialist and she provides dyslexia instruction in both English and Spanish as needed across the district. She works diligently to assist all campuses to support dyslexia services. She leads district training and provides resources district wide. She has coordinated all schedules for dyslexia students across all campuses to help support the remote and face-to-face instruction. Dyslexia teachers have a stricter requirement for remote

learning and this has been challenging. Maricela always gives her all and she does it with a smile, every day for every campus and teacher and student with dyslexia!.

- **Bea Marquez**, LES Campus Secretary

Bea goes above and beyond to make sure that Lobit runs smoothly. During the entire COVID-19 outage, Bea reported to work every time the principal was present. She is someone that people depend on for everything. The staff and students at Lobit absolutely love her. She is cross-trained to do almost all of the jobs on the campus, including the principal's. Beatriz is definitely an asset to DISD!

**DICKINSON INDEPENDENT SCHOOL DISTRICT
BOARD AGENDA DOCUMENT**


Meeting Date: October 5, 2020

Item Title: Human Resources Resolution

Agenda Item: Carla Voelkel

Background Information:

Board President David Swartz will sign a resolution proclaiming October 14, 2020 as Texas Education Human Resources Day throughout the district.



Resolution

Whereas, the Human Resources division is instrumental in recruiting, selecting, resourcing, and retaining quality staff in support of providing an excellent education for all students; and

Whereas, Human Resources plays a key role in fostering satisfaction and loyalty among employees by allowing for professional growth and development and keeping employees informed about policies, working conditions, compensation, and benefits; and

Whereas, Human Resources monitors and manages current and future workforce trends, organizational culture, legal and legislative trends, and ethical and social responsibility; and

Whereas, Human Resources is an important part of district leadership and is vital to the overall productivity and efficiency of the district's workforce; and

Whereas, Human Resources is a valued and respected department that sustains the district's most important asset—its people;

Therefore, the Board of Trustees of the Dickinson School District does hereby resolve that October 14, 2020, will be observed as Texas Education Human Resources Day throughout the district. The Board also encourages students, staff, and parents to express their appreciation to our human resources team members for their dedication and commitment to Dickinson ISD employees and students.

Signature _____ Date _____

**DICKINSON INDEPENDENT SCHOOL DISTRICT
BOARD AGENDA DOCUMENT**

Meeting Date: October 5, 2020

Item Title: Public Comment: Agenda Items

Agenda Item: Carla Voelkel

Background Information:

The Board will hear from those in the audience who have completed the document for permission to address the Board this evening regarding agenda items per HB 2840. The Board President or Secretary will ask the individuals to speak in the order in which the completed document was received.

**DICKINSON INDEPENDENT SCHOOL DISTRICT
BOARD AGENDA DOCUMENT**

Meeting Date: October 5, 2020

Item Title: Open Forum

Agenda Item: Carla Voelkel

Background Information:

The Board will hear from those in the audience who have completed the document for permission to address the Board this evening. The Board President or Secretary will ask the individuals to speak in the order in which the completed document was received. Each will be limited to no more than three minutes. No one may begin addressing the Board thirty minutes from this time.

DICKINSON INDEPENDENT SCHOOL DISTRICT

EXECUTIVE BOARD AGENDA DOCUMENT

Meeting Date: October 5, 2020

Item Title: Executive Session

Agenda Item: President of the Board

The Board President will reconvene the Board to meet in Executive Session. If, during the course of the meeting covered by this Notice, the Board of Trustees should determine that a closed or executive meeting or session of the Board of Trustees is required, then such closed or executive meeting or session as authorized by **the Texas Open Meetings Act**, Texas Government Code **Section 551.001** et seq., will be held by the School Board at the date, hour, and place given in this Notice or as soon after the commencement of the meeting covered by this Notice as the School Board may conveniently meet in such closed or executive meeting or session concerning any and all purposes permitted by the Act, including but not limited to the following section(s) and purpose(s): Texas Government Code **Section 551.071** - Consultation with District's attorney regarding potential claim to be asserted by the District and concerning matters on which the attorney's duty to the District under the Texas Disciplinary Rules of Professional Conduct clearly conflicts with the Texas Open Meetings Laws; **Section 551.074** - for the purpose of considering the appointment, resignations, reassignment, evaluation, duties, discipline or dismissal of a public officer or employee or to hear complaints or charges against public officers or employees; **Section 551.082** school children; school district employees; disciplinary matter or complaint, and **Section 551.0821** for the purpose of considering a matter regarding a public school student where personally identifiable information about the student will necessarily be revealed by the deliberation.

Time To Executive Session: _____

Time Out of Executive Session: _____

DICKINSON INDEPENDENT SCHOOL DISTRICT

BOARD AGENDA DOCUMENT

Meeting Date: October 5, 2020

Item Title: Personnel Action

- Employment
- Resignations/Retirement

Agenda Item: Kimberly Rich

- We have zero (0) new hires.
- We have four (4) resignations: one (1) teacher at K.E. Little Elementary School and three (3) teachers at Dickinson High School.
- We have one (1) retire: one (1) teacher at Dickinson High School.

Recommendation:

The Superintendent recommends the employment and ratification of the resignations/retirement of the above personnel.

Action Item: Yes _____ No

Motion made by _____ **seconded by** _____ **vote** _____

DICKINSON INDEPENDENT SCHOOL DISTRICT
BOARD AGENDA DOCUMENT

Meeting Date: October 5, 2020
Item Title: Annual Delinquent Tax Collection Report
Agenda Item: Ryan Boone

Background Information:

Mike Darlow, DISD delinquent tax attorney has prepared the Dickinson ISD Annual Delinquent Tax Collection Report under separate cover. Yolanda Humphrey, Perdue, Brandon, Fielder, Collins & Mott L.L.P., will give a brief report to the Board concerning the status of delinquent tax collections.

Recommendation:
Information only.

Action Item: _____ Yes X No



October 2020

Collection Report to Dickinson ISD

Submitted by: Yolanda Humphrey
Perdue Brandon Fielder Collins & Mott, LLP
www.pbfc.com



September 30, 2020

Mr. Ryan Boone
Dickinson ISD
P.O. Drawer Z
Dickinson, Texas 77539

Re: Delinquent Tax Collection Report

Dear Ryan:

As we discussed, I have enclosed a descending tax roll for the school through the 2019 tax year, showing the largest outstanding taxes down to \$3,500.00. There are 117 law firm accounts, representing \$843,271.15 of outstanding taxes down to \$3,500.00. Also enclosed are charts detailing the delinquent tax roll and graphs showing historical collections for the 2014 - 2019 tax years.

The three pie charts reflect the following:

1. The accounts by status chart shows a breakdown of where we are in the collection process.
 - a. In Litigation - these accounts are in the litigation process. They include recently filed cases, cases in progress and those under judgment.
 - b. Action Pending- these accounts are ones we are collecting through telephone calls to owners and lienholders, mailing letters and processing for new lawsuits. The larger portion of the money due in this category involves 2019 taxes which were turned over to us in July 2020. We make every attempt to work with the taxpayer to get the taxes paid. If we are unable to collect the account, we order title research on the real estate accounts and contact the lienholder. If that does not produce payment, we will then file suit.
 - c. In Deferral - these accounts are made up of over 65 homestead deferrals and disability homestead deferrals. As you know, we cannot force someone who has a deferral to pay their taxes. While many over 65 and disabled owners still do, those who cannot afford, or choose not to pay can qualify for a deferral. Once the property is sold or the owner dies, we can proceed to collect the taxes.
 - d. In Uncollectible - these are accounts which are uncollectible because the business owner is gone or the four (4) year statute of limitations for collection of personal property has passed. Once the personal property account has been on the tax roll for ten (10) years, it is removed from the roll according to Texas law.

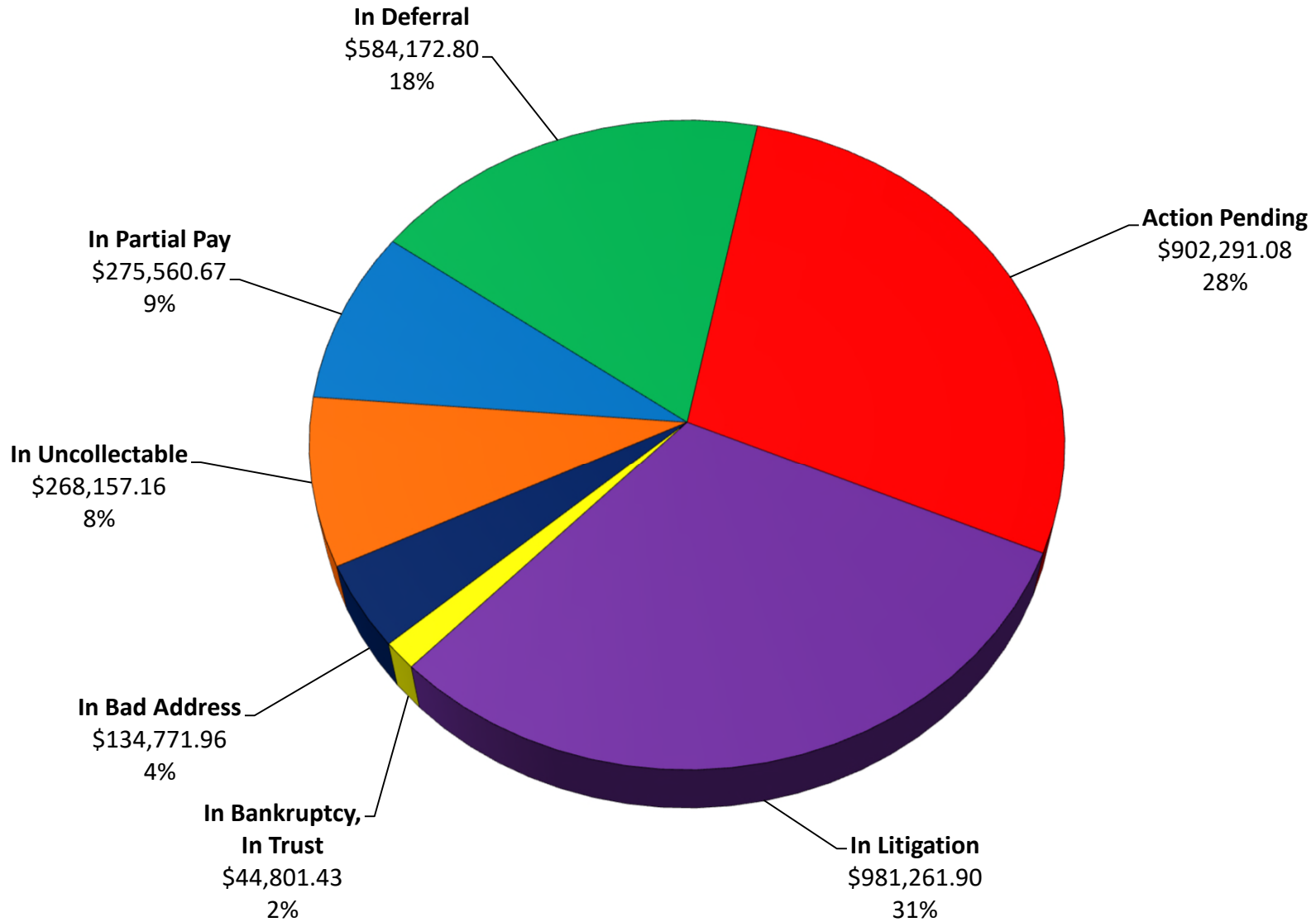
- e. In Bankruptcy- these accounts are being collected through the bankruptcy process. We file proof of claims on behalf of the district in all cases you are owed money. We then monitor the cases to insure payment of our taxes. In some instances, we are unable to collect the tax due because the debtor has no assets available to pay creditors. The majority of cases involve real property and we do get paid over time.
 - f. In Bad Address - these are accounts we are researching. As we get correct addresses, we forward them to the tax office for updating on your tax roll.
 - g. Other Combined- these accounts include, but are not limited to:
 - accounts with active payment agreement that we continue to monitor
 - real property that has been struck off to the school district at a tax sale and is available for resale
 - business personal property that is uncollectible because the business owner is gone or the four (4) year statute of limitations for collection of personal property has passed
 - late assessments and rollback accounts that do not get turned over to us to collect until February 2021
2. The outstanding taxes by year chart shows the amount and percentage of taxes due by year. The newer the year, the easier to collect. Much of the amount shown due for 2011 and prior years involve accounts in bankruptcy, uncollectible or owned by the district from tax foreclosure sales.
 3. The outstanding taxes by dollar range chart shows the amount and percentage of taxes due by dollar range. The accounts in the \$10,000 and up range are mainly accounts involved in bankruptcy or appraisal district disputes. We are monitoring accounts. If the taxes remain due when the appraisal district or bankruptcy proceeding concludes, we will proceed with collection through telephone calls to owners and lienholders, mailing letters, and initiation of suits and seizure of foreclosure of property.

The graphs show a historical progression of collections for the 2014 through 2019 tax years. We have provided the beginning base tax figure for each tax year and shown what we collected for each full year. We only use base tax numbers because of possible fluctuations in penalty and interest. Thus, the total amounts actually collected for each year is higher than shown on the graphs. Also, we use a July through June time frame because it relates to when a tax year is turned over to us for collection. As the numbers indicate, we are collecting a high percentage of your taxes as they are turned over each year and as time progresses.

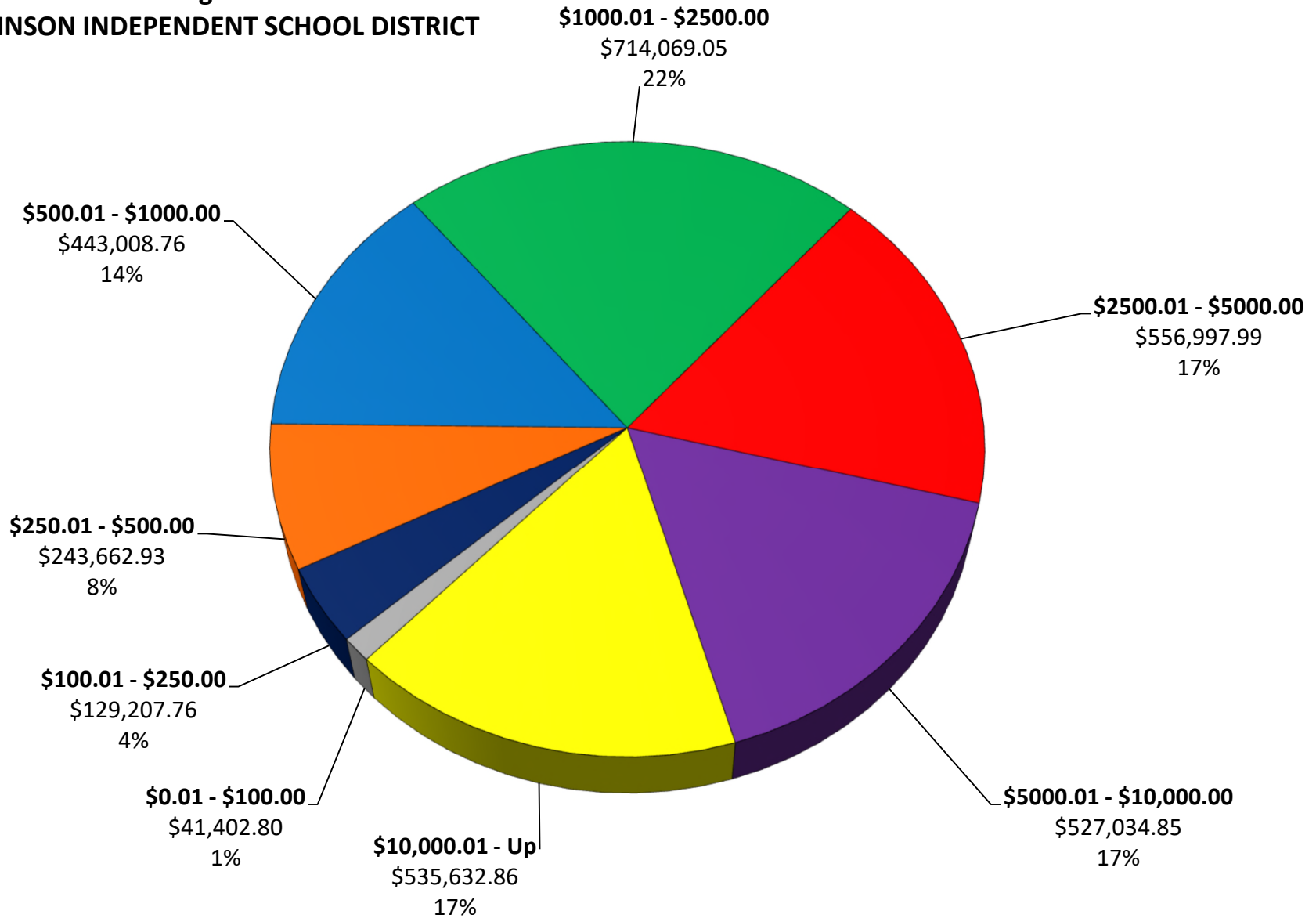
Sincerely,


Yolanda M. Humphrey

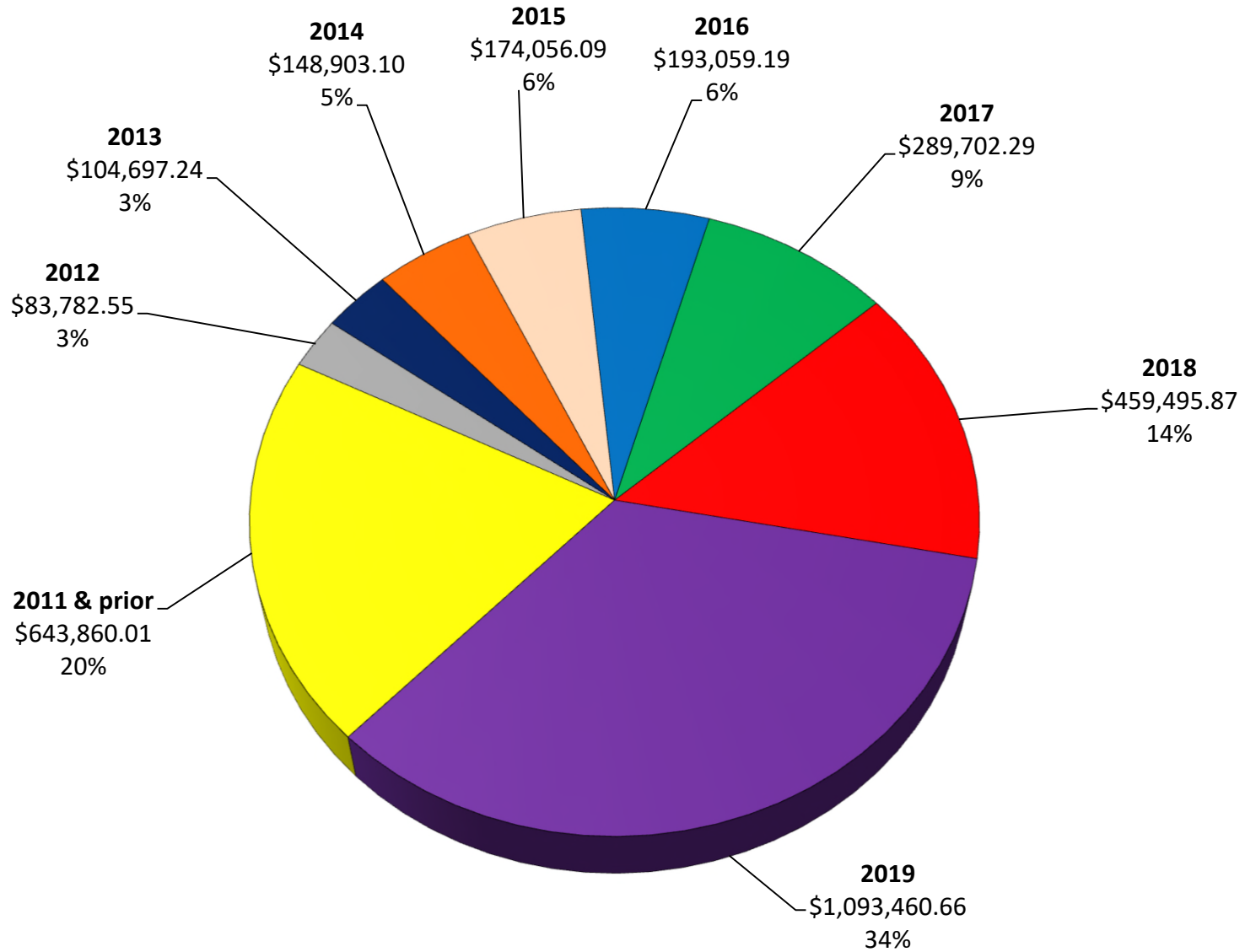
**Account Break Down Chart For
DICKINSON INDEPENDENT SCHOOL DISTRICT**



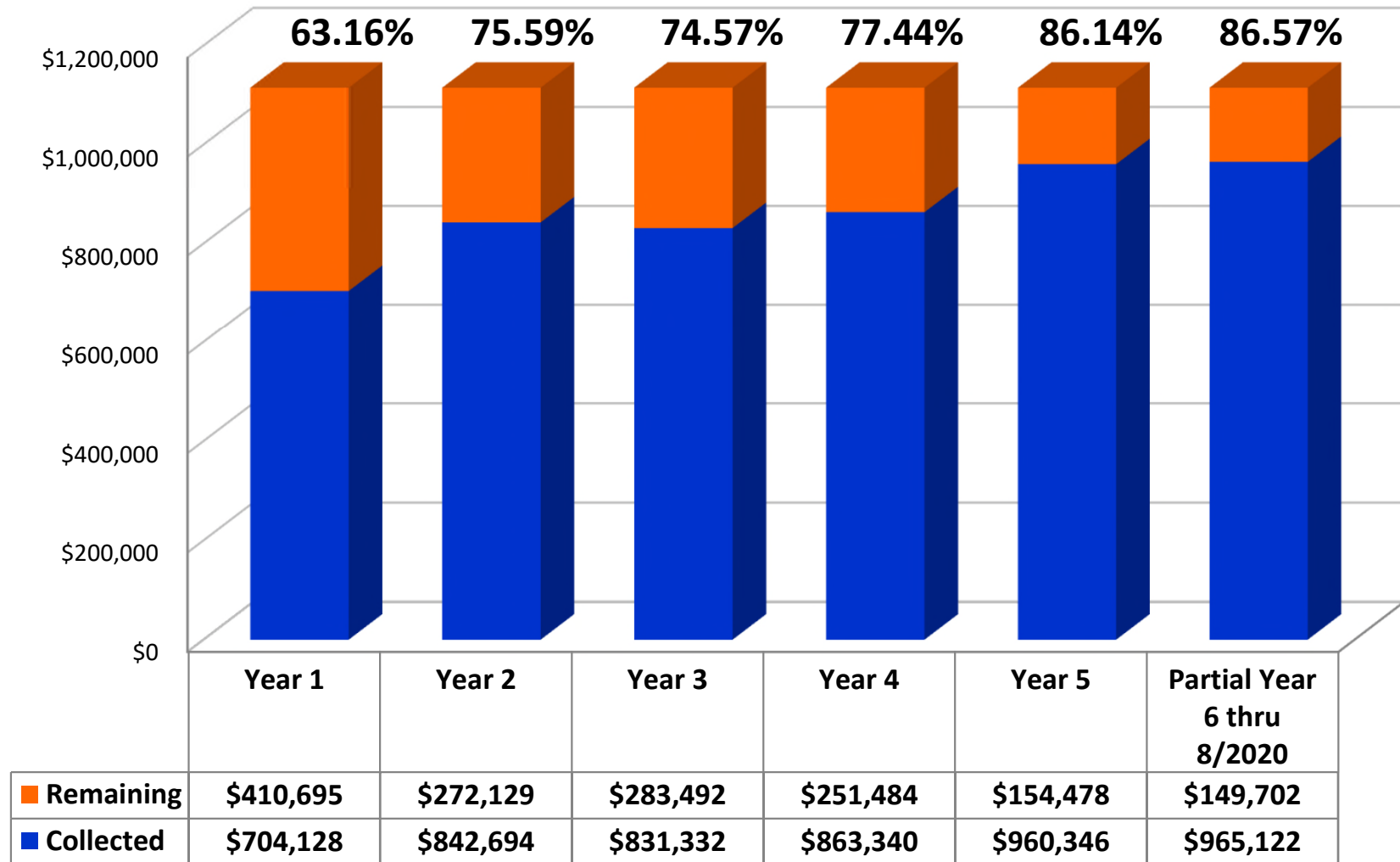
**Dollar Range Chart For
DICKINSON INDEPENDENT SCHOOL DISTRICT**



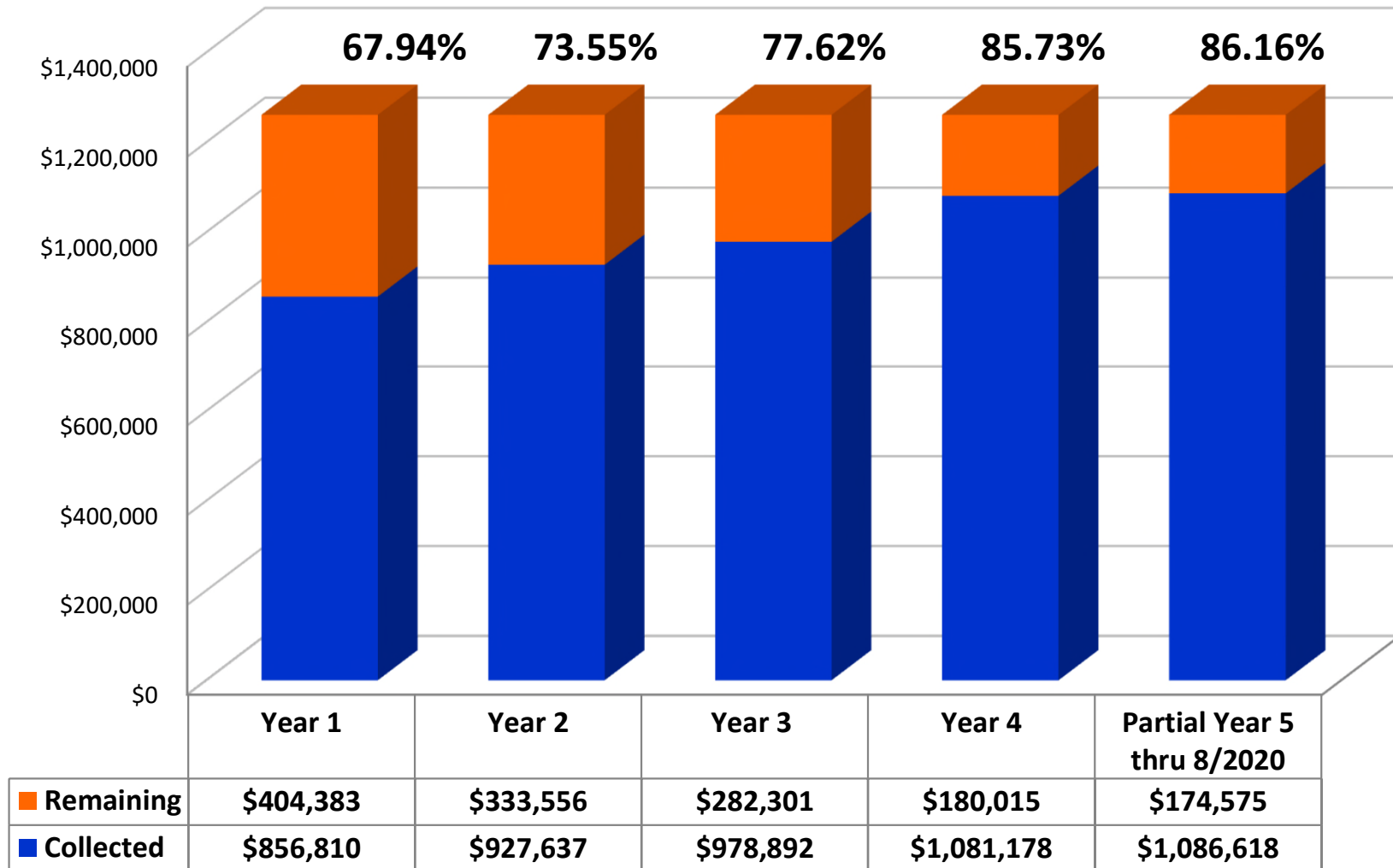
**Tax Year Chart For
DICKINSON INDEPENDENT SCHOOL DISTRICT**



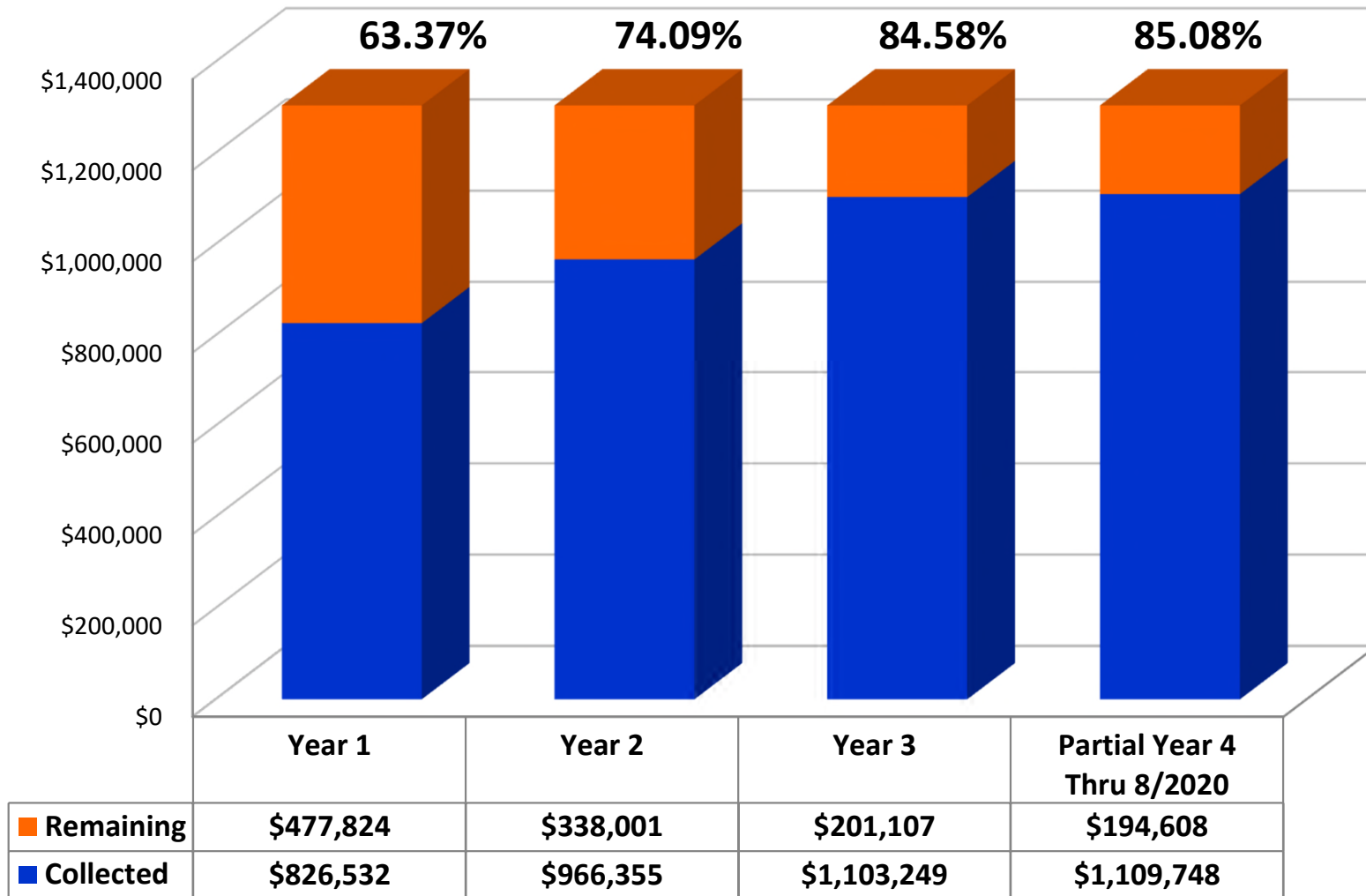
DICKINSON ISD 2014 Percentage of Collection



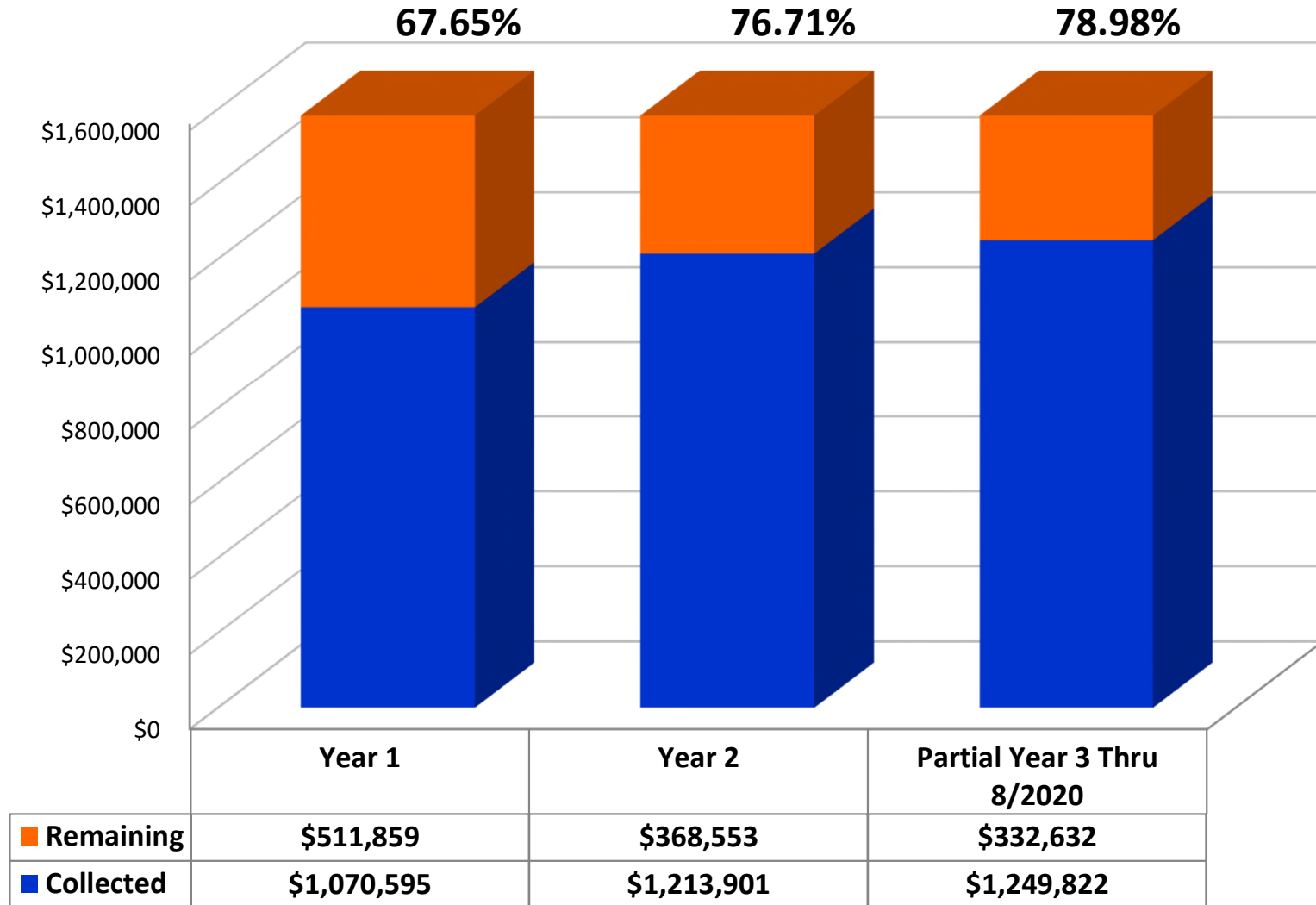
DICKINSON ISD 2015 Percentage of Collection



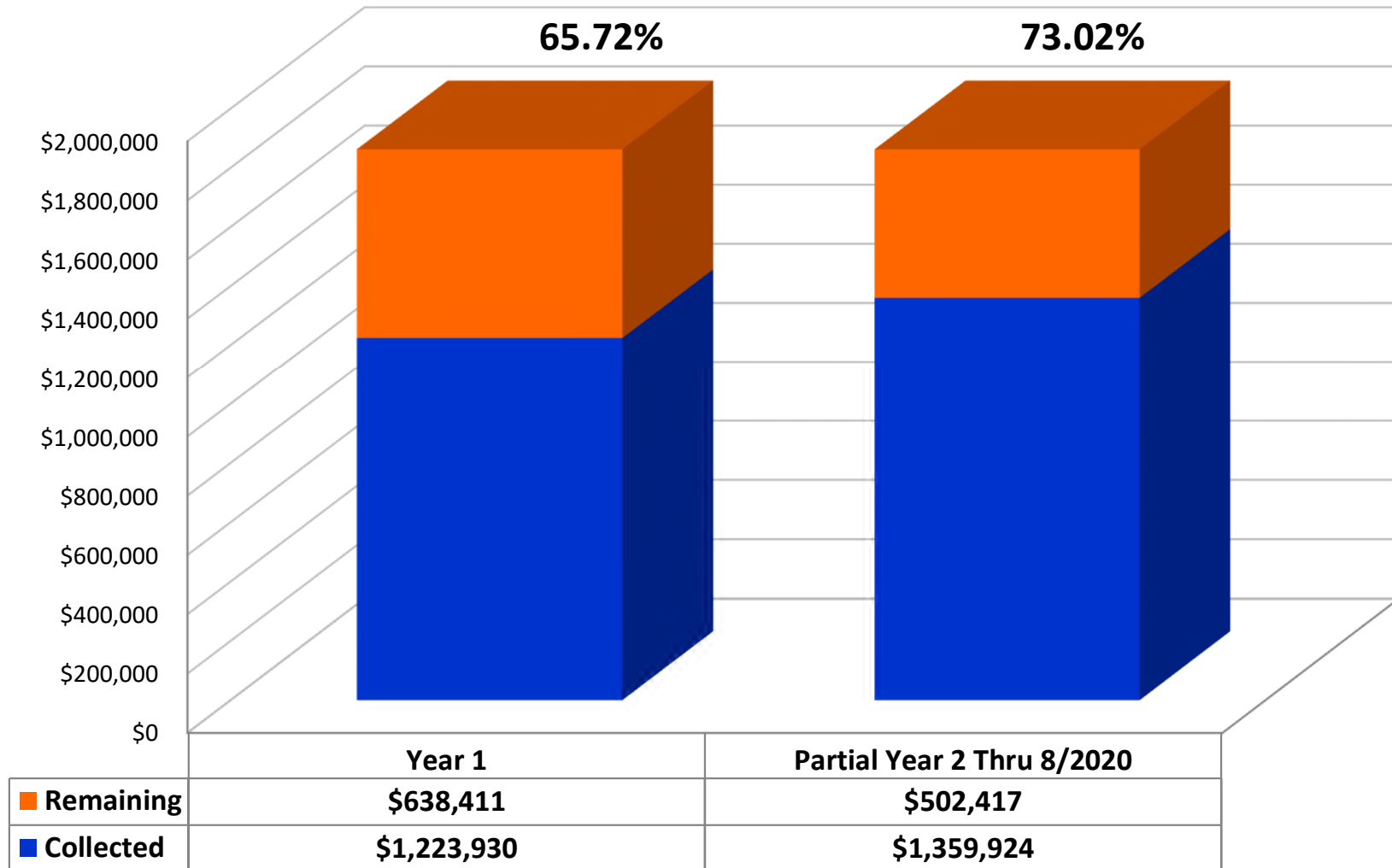
DICKINSON ISD 2016 Percentage of Collection



DICKINSON ISD 2017 Percentage of Collection



DICKINSON ISD 2018 Percentage of Collection



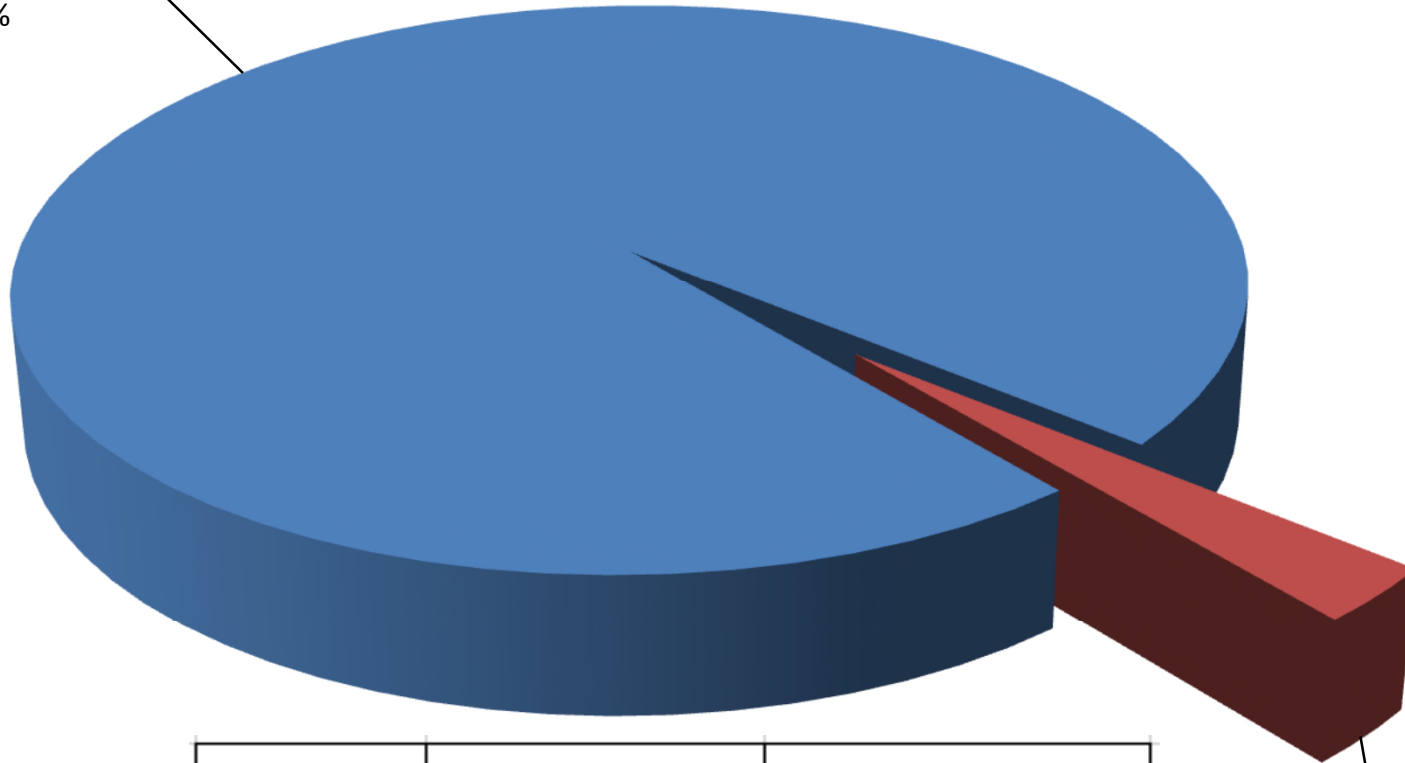
Dickinson ISD

2019 Tax Year - Tax Collections

\$59,539,286 Total Levy of 2019 Base Tax*

***Amounts Provided by the Galveston County Tax Office**

Base Tax Collected
\$57,751,419
97.00%



Base Tax Remaining
\$1,787,866
3.00%

Total Levy	Base Tax Collected as of June 30, 2020	Base Tax Remaining as of June 30, 2020
\$52,287,209	\$50,982,853	\$1,304,356
	97.51%	2.49%

Descending Tax Roll - Client

Print Creator Info:
 Name: yolanda
 Locator: Galveston Tax

DICKINSON INDEPENDENT SCHOOL DISTRICT
 For Amounts \$3,500.00 To \$9,999,999,999.99
 For Years 1900 Through 2019

Taxpayer #	Name	Cause #	Jdg Date	Year Span	Status Indicators	Base Tax:	OOS	L B P D
26858	BINNACLE TEXAS CITY NINETY LLC			2014-2019	TPAY	\$70,328.03		P
7416	SALMERON CARLOS JUAN & LEYLA R	15TX0501 19TX0303		2016-2019	_ , SUIT	\$21,613.76		LP
27790	LEAGUE CITY PATRONS OF THE PARK FND			2019	_	\$18,682.38		
23290	JAYPRABHU OM SAIRAM INC	20TX0070 20TX0379		2012, 2016- 2019	SUIT	\$17,034.26		L
7048	PUTNAM LEIF JAMES	17TX0049		2015-2019	SUIT	\$16,529.36		L
19526	PRIZM ENVIRONMENTAL SERVICE	20TX0549		2013, 2015- 2019	SUIT	\$16,004.44		L
11592	ASBURY NEVA A			2014-2019	_	\$12,733.88		
9720	VOSSLER ELECTRICAL SERVICES INC	11TX0326 15TX0260		2010, 2012- 2014	COMP	\$12,256.85		L
20162	DYNASTY FILTRATION LLC			2013-2015	_	\$12,008.47		
26306	CES ARMS ROOM HOLDINGS LLC			2019	TPAYNOP&I	\$11,891.59		P
3595	NOXXE OIL AND GAS LLC	15TX0247		2014-2015	SUIT	\$11,454.80		LP

26809	SAWTOOTH OPERATING CO INC	20TX0386	2018-2019	_ , SUIT	\$10,636.86	L
6347	CONLEY RAINIER M		2013-2019	SUIT	\$10,007.97	L
14945	A1 IMAGING CENTERS OF TEXAS LLC	15TX0250 17TX0611	2014-2017	SUIT	\$9,956.97	L
2162	JOHNSON MARION D SR & VELMA M ESTATE OF	17TX0068	1999-2012, 2014-2019	DEFE, SUIT	\$9,951.70	L
24369	MULLEN ASPHALT PAVING CO INC	19TX0001	2017-2018	SUIT	\$9,313.80	L
11019	WOOD JOHN & KATHERINE	19TX0173	2017-2019	SUIT	\$9,102.38	LP
21921	BLEVINS CONNIE C	16TX0368	2015-2019	SUIT	\$9,055.86	L
24287	NORTON LANCE A	19TX0021	2017-2019	SUIT	\$8,911.65	L
8278	SLATER MARK & DINA	19TX0059	2017-2019	SUIT	\$8,841.20	L
529	BARBARIA PHILLIP J SR ESTATE OF		1995-2019	DEFE, HOLD	\$8,567.70	
16934	CHALLENGER TOWING	11TX0404 17TX0253 20TX0394	2010-2011, 2014-2019	SUIT	\$8,542.04	L
7110	LE KEVIN	10TX0079 SC102601	2001-2019	SUIT, UP	\$8,429.47	L
26123	JMK5 JUMP LLC	19TX0367	2018-2019	SUIT	\$8,383.01	L
20004	GALVESTON BAY INVESTORS LLC		2019	-	\$8,318.08	

8418	WILSON GISELE ANNETTE		2017-2019	_	\$8,291.70	
7442	SANIC BONIFACIO & CARMELA SONTAY	19TX0438	2017-2019	SUIT	\$8,275.23	LP
26814	DEESE HATTIE LEE & JOE RILEY		2014-2019	TPAY	\$8,081.28	P
25862	TURNER STEVEN LEON ESTATE OF		2019	_	\$8,059.58	
19025	SANDERS BILL J JR	17TX0113	2015-2019	SUIT	\$7,874.28	LP
4478	LEE LANEY & JOHNNIE MAE ESTATE OF	18TX0434	2014-2019	_ , SUIT	\$7,859.05	LP
9298	BOYD MICHAEL	J81090092	2005-2019	SUIT	\$7,852.76	L
14960	TEXSCAPE LANDSCAPE & DESIGN INC	16TX0394 20TX0383 J81120077	2009-2018	SUIT	\$7,813.78	L
28531	LI HABACHI LLC		2019	_	\$7,808.91	
5077	RODRIGUEZ RENE & VENTURA	18TX0059 18TX0063 20TX0065	2015-2019	SUIT	\$7,659.32	O L
21036	SANDERS PAM	19TX0053	2017, 2019	_ , SUIT	\$7,549.52	LP
8223	MARSH DARRYL W & HELEN K		2018-2019	_ , TPAY	\$7,540.55	P
24351	HERNANDEZ WENDY ELIZABETH		2019	TPAY	\$7,473.45	P

19952	MATAMORAS RUBEN	17TX0322		2014-2019	SUIT	\$7,410.01	L
17892	OSBURN JAMES ALAN	14TX0277		2012-2019	SUIT	\$7,198.00	L
2964	VALE TONY	16TX0367		2017-2019	SUIT	\$7,102.30	L
4250	LEBLANC PERRY A & BETTY	17TX0274 J70100113 SC00015726		1998-2019	SUIT	\$6,968.71	L
1744	JOHNICAN LISA AND JOSHUA PETERSON			2008-2011, 2013-2015	TPAY	\$6,904.65	P
17642	MOORE LESA RECHELLE	20TX0078		2016-2019	SUIT	\$6,757.07	L
24246	JENKINS TIMOTHY & FRANZELA	19TX0051		2017-2019	SUIT	\$6,732.39	L
6962	CANALES MARTINA	18TX0385 J70100097 SC00036811		2001-2014	SUIT	\$6,701.87	L
27553	JONES ROBERT JOSEPH & NATALIE DENISE			2019	TPAY	\$6,674.65	P
25296	CAVER OTHOR GENE ESTATE OF	20TX0439		2013-2019	SUIT	\$6,671.37	L
11744	WORTH OUIDA B	18TX0945		2017-2019	SUIT	\$6,642.12	L
21048	GARCIA RAUDEL MACIAS			2019	-	\$6,476.28	
21268	BATCHELOR AMANDA LOUISE	18TX0129		2016-2019	SUIT	\$6,344.74	LP
25872	HICKS APRIL	19TX0444	28	2018-2019	SUIT	\$6,341.41	LP

24111	RIVERFRONT HOLDINGS LLC	20TX0071	2017-2019	SUIT	\$6,299.76	L
21651	GULF FREEWAY AUTO SALES INC		2015	_	\$6,213.61	
6673	DICKINSON OPTIMIST CLUB		2000-2019	_ , UR	\$6,154.98	
9634	PEREZ JOSE & GABRIELLA	S07070118	2001-2005, 2007-2011	SUIT	\$5,862.27	L
12231	DON JULIO'S MEXICAN RESTAURANT & CA	12TX0814 14TX0632	2009, 2011- 2014	COMP	\$5,687.54	L
19119	EDWARDS PAUL L JR		2017-2019	_ , TPAY	\$5,653.27	P
20788	GALACTIC COAST BREWING	17TX0268	2014-2019	SUIT	\$5,639.84	L
6209	THOMAS AMANDA E COLES	17TX0405	2013-2019	_ , P, SUIT	\$5,442.40	LP
25293	MILLER KEVIN D		2017-2019	_ , P	\$5,441.38	P
27406	YORK ROBERT ALAN		2019	_	\$5,435.53	
15355	DARLING JOYCE	14TX0180	2016-2019	SUIT	\$5,374.94	L
14253	NICHOLS DONNA	20TX0245	2014-2019	SUIT	\$5,353.44	LP
23312	A LIFE TIME OF LEARNING CHILD CARE		2017, 2019	BKR	\$5,314.10	B
11780	HASKETT PHILLIP DAVID	20TX0080	2012-2013, 2015-2019	_ , SUIT, TPAY	\$5,246.92	LP

7932	HALL'S DOOR COMPANY INC	19TX0107	2017-2019	SUIT	\$5,233.59	L
1346	LAUREANO MARIA	19TX0101	2001, 2003, 2016-2019	SUIT, UP	\$5,221.43	L
6378	LUSK LENNIE M		2018-2019	TPAY	\$5,111.37	P
7724	MARCHABEYOGLU SUSAN	19TX0360	2018-2019	SUIT	\$5,026.64	LP
25322	BANGERT HAROLD L & IRENE ESTATE OF		2014-2019	_ , HOLD	\$4,959.11	
25306	GREAT ZND LLC		2016-2019	_ , HOLD	\$4,940.00	
25523	SAN LEON BUSINESS INC		2019	_	\$4,911.44	
6696	HARPER RICKIE & DEBORAH	16TX0378	2017-2019	SUIT	\$4,805.31	LP
7466	COUNTY-GALVESTON		2010	E	\$4,749.84	
21650	ANIMAL CARE CLINIC OF DICKINSON	17TX0051	2015-2017	UP	\$4,682.24	L
11879	ELLIS BRADY AND DOUBLE K ELLIS HOLDINGS	18TX0103	2015, 2017- 2019	SUIT	\$4,681.39	LP
23537	HARBOR SEAFOOD INC		2019	_	\$4,669.30	
7729	DE LA CRUZ RAMIRO	16TX0561 J81120114	2005, 2009, 2011-2019	SUIT	\$4,651.34	L
24203	MOORE TRACIE LYNN		2017-2019	_ , TPAY	\$4,632.54	P

9943	COASTAL MARINE SERVICE	12TX0039 17TX0272	2007-2019	SUIT	\$4,623.51	L
20883	MOORE MARY E ESTATE OF		2016-2019	_ , TPAY	\$4,597.45	P
18136	REYNA IRVING		2019	_	\$4,594.47	
25525	ARNOLD JOHN & LEE ANNE	19TX0648	2018-2019	SUIT	\$4,546.51	L
5476	GEORGI JAMES	J81100107 SC100387	2000-2003, 2005-2015	SUIT, UP	\$4,466.55	L
14435	SIEBENEICHER KARL S III		2017-2019	P	\$4,392.70	P
14521	HOKE KATHLEEN ANN ESTATE OF	18TX0944	2016, 2018- 2019	_ , SUIT	\$4,372.09	L
5275	RUTHVEN HOLLY D	15TX0330	2011-2019	SUIT, UP	\$4,294.43	L
22014	DARATO CECILIA J & ROBERTO D		2019	_	\$4,272.86	
25884	DEWITT TOM III & MISTY	20TX0064	2018-2019	SUIT	\$4,259.51	L
14822	PADILLA CRYSTAL L	13TX0309 19TX0171	2004-2006, 2008-2019	P, SUIT	\$4,236.59	LP
25116	STANFORD JOHN & JUDY FAMILY LIVING TRUST		2019	TPAY	\$4,231.12	P
26088	DUPLAN MARTHA ESTHER	19TX0649	2018-2019	SUIT	\$4,202.42	LP

7118	MAKNOJIA SULTAN N	04TX0201 J70100063	2001-2007	SUIT	\$4,196.19	L
11628	STEADHAM JOHN B & BRENDA		2018-2019	_	\$4,173.69	
8140	PATILLO JANE M TACQUARD EST	09TX0184 18TX0527 18TX0749	2005-2019	_, SUIT	\$4,172.29	L
8445	ALLEN EVELYN-DEC & JB-DEC	18TX0794	2017-2019	SUIT	\$4,167.03	LP
25902	CLARK FRANK & FAYE		2018-2019	_	\$4,121.36	
3670	KELLY INDUSTRIES	04TX0200 16TX0173	2005-2017	SUIT	\$4,121.22	L
21694	EXPERT HOUSE MOVERS	17TX0060	2015-2016	SUIT	\$4,038.30	L
27663	A-L BUTT INC &		2019	CTP	\$4,028.94	
19750	BUTLER RANDY & MARY		2019	TPAY	\$4,003.61	P
3220	BELL MICHAEL W	15TX0576	2017-2019	SUIT	\$3,964.59	LP
8544	VALDEZ ASUNCION & CLAUDIA	18TX0014 18TX0752	2016-2019	SUIT	\$3,940.03	L
11215	CASTANO AJA SIRRANH	19TX0007	2018-2019	BKR	\$3,937.88	LB
16612	WALLING HAROLD JR		2019	_	\$3,914.65	
17674	BALDERAS CHRIS	20TX0069	2018-2019	SUIT	\$3,889.47	L

20865	WALL SCOTT	20TX0183	2018-2019	SUIT	\$3,866.47	LP
25572	NEKOOI MOE H ESTATE OF		2018-2019	P	\$3,830.66	P
6676	GONZALEZ ARNOLD J & CRYSTAL		2017-2019	_ , P	\$3,812.60	P
20942	MORENO JOHN JAY	18TX0138	2018-2019	SUIT	\$3,646.45	L
9816	FIRE MOUNTAIN RESTAURANTS LLC	17TX0644	2016	SUIT	\$3,641.33	L
21832	SZALWINSKI RAY & MELISSA	17TX0106 17TX0117	2016-2019	SUIT	\$3,625.56	LP
16940	ASP OF DICKINSON LLP	18TX0374	2016	SUIT	\$3,528.14	L
25297	REED ANNA		2013-2016, 2019	_ , HOLD	\$3,519.72	
20904	LAMB RUSSELL I & DOROTHY L		2017-2019	_ , P	\$3,519.01	P
9772	CAYLOR DEZULINA TEREZA	13TX0797	2010-2013	COMP	\$3,504.74	LP
117 Taxpayers		\$843,271.15				

Descending Tax Roll - Client

Print Creator Info:
 Name: yolanda
 Locator: Galveston Tax

DICKINSON INDEPENDENT SCHOOL DISTRICT
 For Amounts \$3,500.00 To \$9,999,999,999.99
 For Years 1900 Through 2019
 For Names Between 00000 And zzzzz

Taxpayer #	Name	Cause #	Jdg Date	Year Span	Status Indicators	Base Tax:	OOS	L B P D
23312	A LIFE TIME OF LEARNING CHILD CARE			2017, 2019	BKR	\$5,314.10		B
14945	AI IMAGING CENTERS OF TEXAS LLC	15TX0250 17TX0611		2014-2017	SUIT	\$9,956.97		L
27663	A-L BUTT INC &			2019	CTP	\$4,028.94		
8445	ALLEN EVELYN-DEC & JB-DEC	18TX0794		2017-2019	SUIT	\$4,167.03		LP
21650	ANIMAL CARE CLINIC OF DICKINSON	17TX0051		2015-2017	UP	\$4,682.24		L
25525	ARNOLD JOHN & LEE ANNE	19TX0648		2018-2019	SUIT	\$4,546.51		L
11592	ASBURY NEVA A			2014-2019	_	\$12,733.88		
16940	ASP OF DICKINSON LLP	18TX0374		2016	SUIT	\$3,528.14		L
17674	BALDERAS CHRIS	20TX0069		2018-2019	SUIT	\$3,889.47		L
25322	BANGERT HAROLD L & IRENE ESTATE OF			2014-2019	_ , HOLD	\$4,959.11		
529	BARBARIA PHILLIP J SR ESTATE OF			1995-2019	DEFE, HOLD	\$8,567.70		

21268	BATCHELOR AMANDA LOUISE	18TX0129		2016-2019	SUIT	\$6,344.74	LP
3220	BELL MICHAEL W	15TX0576		2017-2019	SUIT	\$3,964.59	LP
26858	BINNACLE TEXAS CITY NINETY LLC			2014-2019	TPAY	\$70,328.03	P
21921	BLEVINS CONNIE C	16TX0368		2015-2019	SUIT	\$9,055.86	L
9298	BOYD MICHAEL	J81090092		2005-2019	SUIT	\$7,852.76	L
19750	BUTLER RANDY & MARY			2019	TPAY	\$4,003.61	P
6962	CANALES MARTINA	18TX0385 J70100097 SC00036811		2001-2014	SUIT	\$6,701.87	L
11215	CASTANO AJA SIRRANH	19TX0007		2018-2019	BKR	\$3,937.88	LB
25296	CAVER OTHOR GENE ESTATE OF	20TX0439		2013-2019	SUIT	\$6,671.37	L
9772	CAYLOR DEZULINA TEREZA	13TX0797		2010-2013	COMP	\$3,504.74	LP
26306	CES ARMS ROOM HOLDINGS LLC			2019	TPAYNOP&I	\$11,891.59	P
16934	CHALLENGER TOWING	11TX0404 17TX0253 20TX0394		2010-2011, 2014-2019	SUIT	\$8,542.04	L
25902	CLARK FRANK & FAYE			2018-2019	_	\$4,121.36	
9943	COASTAL MARINE SERVICE	12TX0039 17TX0272	35	2007-2019	SUIT	\$4,623.51	L

6347	CONLEY RAINIER M		2013-2019	SUIT	\$10,007.97	L
7466	COUNTY-GALVESTON		2010	E	\$4,749.84	
22014	DARATO CECILIA J & ROBERTO D		2019	_	\$4,272.86	
15355	DARLING JOYCE	14TX0180	2016-2019	SUIT	\$5,374.94	L
7729	DE LA CRUZ RAMIRO	16TX0561 J81120114	2005, 2009, 2011-2019	SUIT	\$4,651.34	L
26814	DEESE HATTIE LEE & JOE RILEY		2014-2019	TPAY	\$8,081.28	P
25884	DEWITT TOM III & MISTY	20TX0064	2018-2019	SUIT	\$4,259.51	L
6673	DICKINSON OPTIMIST CLUB		2000-2019	_ , UR	\$6,154.98	
12231	DON JULIO'S MEXICAN RESTAURANT & CA	12TX0814 14TX0632	2009, 2011- 2014	COMP	\$5,687.54	L
26088	DUPLAN MARTHA ESTHER	19TX0649	2018-2019	SUIT	\$4,202.42	LP
20162	DYNASTY FILTRATION LLC		2013-2015	_	\$12,008.47	
19119	EDWARDS PAUL L JR		2017-2019	_ , TPAY	\$5,653.27	P
11879	ELLIS BRADY AND DOUBLE K ELLIS HOLDINGS	18TX0103	2015, 2017- 2019	SUIT	\$4,681.39	LP
21694	EXPERT HOUSE MOVERS	17TX0060	2015-2016	SUIT	\$4,038.30	L

9816	FIRE MOUNTAIN RESTAURANTS LLC	17TX0644	2016	SUIT	\$3,641.33	L
20788	GALACTIC COAST BREWING	17TX0268	2014-2019	SUIT	\$5,639.84	L
20004	GALVESTON BAY INVESTORS LLC		2019	_	\$8,318.08	
21048	GARCIA RAUDEL MACIAS		2019	_	\$6,476.28	
5476	GEORGI JAMES	J81100107 SC100387	2000-2003, 2005-2015	SUIT, UP	\$4,466.55	L
6676	GONZALEZ ARNOLD J & CRYSTAL		2017-2019	_ , P	\$3,812.60	P
25306	GREAT ZND LLC		2016-2019	_ , HOLD	\$4,940.00	
21651	GULF FREEWAY AUTO SALES INC		2015	_	\$6,213.61	
7932	HALL'S DOOR COMPANY INC	19TX0107	2017-2019	SUIT	\$5,233.59	L
23537	HARBOR SEAFOOD INC		2019	_	\$4,669.30	
6696	HARPER RICKIE & DEBORAH	16TX0378	2017-2019	SUIT	\$4,805.31	LP
11780	HASKETT PHILLIP DAVID	20TX0080	2012-2013, 2015-2019	_ , SUIT, TPAY	\$5,246.92	LP
24351	HERNANDEZ WENDY ELIZABETH		2019	TPAY	\$7,473.45	P
25872	HICKS APRIL	19TX0444	2018-2019	SUIT	\$6,341.41	LP

14521	HOKE KATHLEEN ANN ESTATE OF	18TX0944	2016, 2018- 2019	_ , SUIT	\$4,372.09	L
23290	JAYPRABHU OM SAIRAM INC	20TX0070 20TX0379	2012, 2016- 2019	SUIT	\$17,034.26	L
24246	JENKINS TIMOTHY & FRANZELA	19TX0051	2017-2019	SUIT	\$6,732.39	L
26123	JMK5 JUMP LLC	19TX0367	2018-2019	SUIT	\$8,383.01	L
1744	JOHNICAN LISA AND JOSHUA PETERSON		2008-2011, 2013-2015	TPAY	\$6,904.65	P
2162	JOHNSON MARION D SR & VELMA M ESTATE OF	17TX0068	1999-2012, 2014-2019	DEFE, SUIT	\$9,951.70	L
27553	JONES ROBERT JOSEPH & NATALIE DENISE		2019	TPAY	\$6,674.65	P
3670	KELLY INDUSTRIES	04TX0200 16TX0173	2005-2017	SUIT	\$4,121.22	L
20904	LAMB RUSSELL I & DOROTHY L		2017-2019	_ , P	\$3,519.01	P
1346	LAUREANO MARIA	19TX0101	2001, 2003, 2016-2019	SUIT, UP	\$5,221.43	L
7110	LE KEVIN	10TX0079 SC102601	2001-2019	SUIT, UP	\$8,429.47	L
27790	LEAGUE CITY PATRONS OF THE PARK FND		2019	_	\$18,682.38	
4250	LEBLANC PERRY A & BETTY	17TX0274 J70100113 SC00015726	1998-2019	SUIT	\$6,968.71	L

4478	LEE LANEY & JOHNNIE MAE ESTATE OF	18TX0434	2014-2019	_ , SUIT	\$7,859.05	LP
28531	LI HABACHI LLC		2019	_	\$7,808.91	
6378	LUSK LENNIE M		2018-2019	TPAY	\$5,111.37	P
7118	MAKNOJIA SULTAN N	04TX0201 J70100063	2001-2007	SUIT	\$4,196.19	L
7724	MARCHABEYOGLU SUSAN	19TX0360	2018-2019	SUIT	\$5,026.64	LP
8223	MARSH DARRYL W & HELEN K		2018-2019	_ , TPAY	\$7,540.55	P
19952	MATAMORAS RUBEN	17TX0322	2014-2019	SUIT	\$7,410.01	L
25293	MILLER KEVIN D		2017-2019	_ , P	\$5,441.38	P
17642	MOORE LESA RECHELLE	20TX0078	2016-2019	SUIT	\$6,757.07	L
20883	MOORE MARY E ESTATE OF		2016-2019	_ , TPAY	\$4,597.45	P
24203	MOORE TRACIE LYNN		2017-2019	_ , TPAY	\$4,632.54	P
20942	MORENO JOHN JAY	18TX0138	2018-2019	SUIT	\$3,646.45	L
24369	MULLEN ASPHALT PAVING CO INC	19TX0001	2017-2018	SUIT	\$9,313.80	L
25572	NEKOOI MOE H ESTATE OF		2018-2019	P	\$3,830.66	P

14253	NICHOLS DONNA	20TX0245	2014-2019	SUIT	\$5,353.44	LP
24287	NORTON LANCE A	19TX0021	2017-2019	SUIT	\$8,911.65	L
3595	NOXXE OIL AND GAS LLC	15TX0247	2014-2015	SUIT	\$11,454.80	LP
17892	OSBURN JAMES ALAN	14TX0277	2012-2019	SUIT	\$7,198.00	L
14822	PADILLA CRYSTAL L	13TX0309 19TX0171	2004-2006, 2008-2019	P, SUIT	\$4,236.59	LP
8140	PATILLO JANE M TACQUARD EST	09TX0184 18TX0527 18TX0749	2005-2019	_ , SUIT	\$4,172.29	L
9634	PEREZ JOSE & GABRIELLA	S07070118	2001-2005, 2007-2011	SUIT	\$5,862.27	L
19526	PRIZM ENVIRONMENTAL SERVICE	20TX0549	2013, 2015- 2019	SUIT	\$16,004.44	L
7048	PUTNAM LEIF JAMES	17TX0049	2015-2019	SUIT	\$16,529.36	L
25297	REED ANNA		2013-2016, 2019	_ , HOLD	\$3,519.72	
18136	REYNA IRVING		2019	_	\$4,594.47	
24111	RIVERFRONT HOLDINGS LLC	20TX0071	2017-2019	SUIT	\$6,299.76	L
5077	RODRIGUEZ RENE & VENTURA	18TX0059 18TX0063 20TX0065	2015-2019	SUIT	\$7,659.32	O L

5275	RUTHVEN HOLLY D	15TX0330	2011-2019	SUIT, UP	\$4,294.43	L
7416	SALMERON CARLOS JUAN & LEYLA R	15TX0501 19TX0303	2016-2019	_, SUIT	\$21,613.76	LP
25523	SAN LEON BUSINESS INC		2019	_	\$4,911.44	
19025	SANDERS BILL J JR	17TX0113	2015-2019	SUIT	\$7,874.28	LP
21036	SANDERS PAM	19TX0053	2017, 2019	_, SUIT	\$7,549.52	LP
7442	SANIC BONIFACIO & CARMELA SONTAY	19TX0438	2017-2019	SUIT	\$8,275.23	LP
26809	SAWTOOTH OPERATING CO INC	20TX0386	2018-2019	_, SUIT	\$10,636.86	L
14435	SIEBENEICHER KARL S III		2017-2019	P	\$4,392.70	P
8278	SLATER MARK & DINA	19TX0059	2017-2019	SUIT	\$8,841.20	L
25116	STANFORD JOHN & JUDY FAMILY LIVING TRUST		2019	TPAY	\$4,231.12	P
11628	STEADHAM JOHN B & BRENDA		2018-2019	_	\$4,173.69	
21832	SZALWINSKI RAY & MELISSA	17TX0106 17TX0117	2016-2019	SUIT	\$3,625.56	LP
14960	TEXSCAPE LANDSCAPE & DESIGN INC	16TX0394 20TX0383 J81120077	2009-2018	SUIT	\$7,813.78	L
6209	THOMAS AMANDA E COLES	17TX0405	2013-2019	_, P, SUIT	\$5,442.40	LP

25862	TURNER STEVEN LEON ESTATE OF		2019	-		\$8,059.58	
8544	VALDEZ ASUNCION & CLAUDIA	18TX0014 18TX0752	2016-2019	SUIT		\$3,940.03	L
2964	VALE TONY	16TX0367	2017-2019	SUIT		\$7,102.30	L
9720	VOSSLER ELECTRICAL SERVICES INC	11TX0326 15TX0260	2010, 2012- 2014	COMP		\$12,256.85	L
20865	WALL SCOTT	20TX0183	2018-2019	SUIT		\$3,866.47	LP
16612	WALLING HAROLD JR		2019	-		\$3,914.65	
8418	WILSON GISELE ANNETTE		2017-2019	-		\$8,291.70	
11019	WOOD JOHN & KATHERINE	19TX0173	2017-2019	SUIT		\$9,102.38	LP
11744	WORTH OUIDA B	18TX0945	2017-2019	SUIT		\$6,642.12	L
27406	YORK ROBERT ALAN		2019	-		\$5,435.53	
117 Taxpayers						\$843,271.15	

**DICKINSON INDEPENDENT SCHOOL DISTRICT
BOARD AGENDA DOCUMENT**

Meeting Date: October 5, 2020

Item Title: Written Reports

If a request to pull a Written Report is not received by the afternoon of the Board meeting, the report writer will not be in attendance and President Swartz will move to the next item.

Background Information:

Written Reports

- School Liaison Officer-Robert Cobb/Sgt. Cliff Foster
- Tax Report for August, 2020 and Year to Date-Kelly Logsdon

Recommendation:

Information only

Action Item: _____ Yes _____ No

DICKINSON INDEPENDENT SCHOOL DISTRICT

BOARD AGENDA DOCUMENT

Meeting Date: October 5, 2020

Item Title: School Liaison Officer Report

Agenda Item: Robert Cobb

Background Information:

Attached is the School Liaison Officer report for the 2019-2020 school year. In past years, the Safety Audit Report has taken the place of the quarterly Safety Report in October. The Assistant Superintendent will attach a Discipline Report for Board review.

Recommendation:

Information only

Action Item: _____ Yes √ No

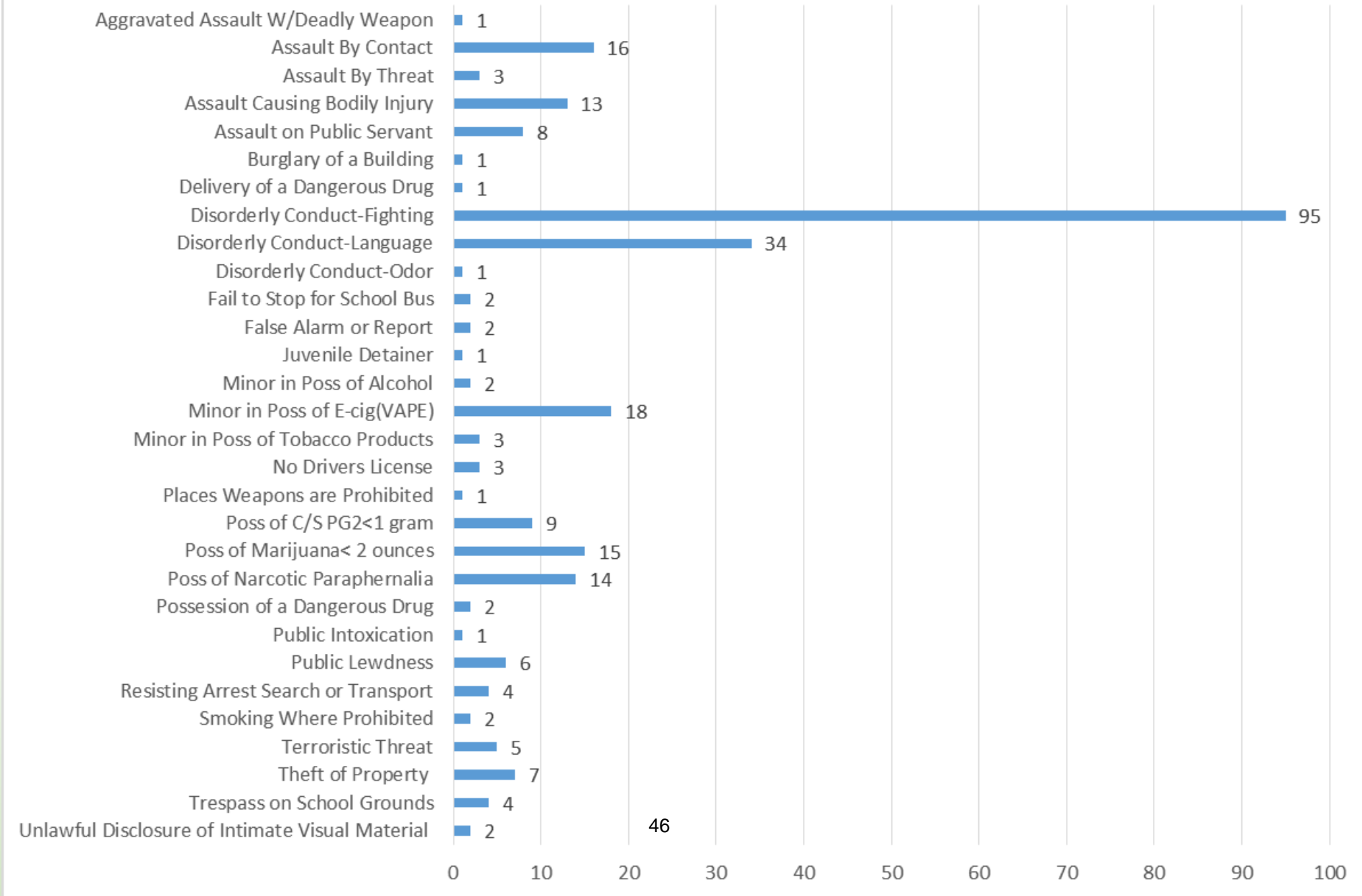


2019-2020 DISD School Liaison Officer Summary Report

- **Total of 276 Arrests Made or Complaints Filed**
 - 129 related to Disorderly Conduct (Language/Fighting)
 - 41 related to Assault
 - 29 for Possession of Marijuana/Narcotics
 - 18 for Minor In Possession of “Vaping”
- **Total of 1,091 Calls for Service**
 - October and February had the most Calls for Service
- **Miscellaneous**
 - School Safety Presentation for Staff (lock-down procedures)
 - Gang Awareness / Current Drug Trend Presentation
 - Security for extra curricular activities: sports, open house, school related dances, graduation, band escort
 - Assisted with school work, meal, and device distribution during COVID-19 shutdown

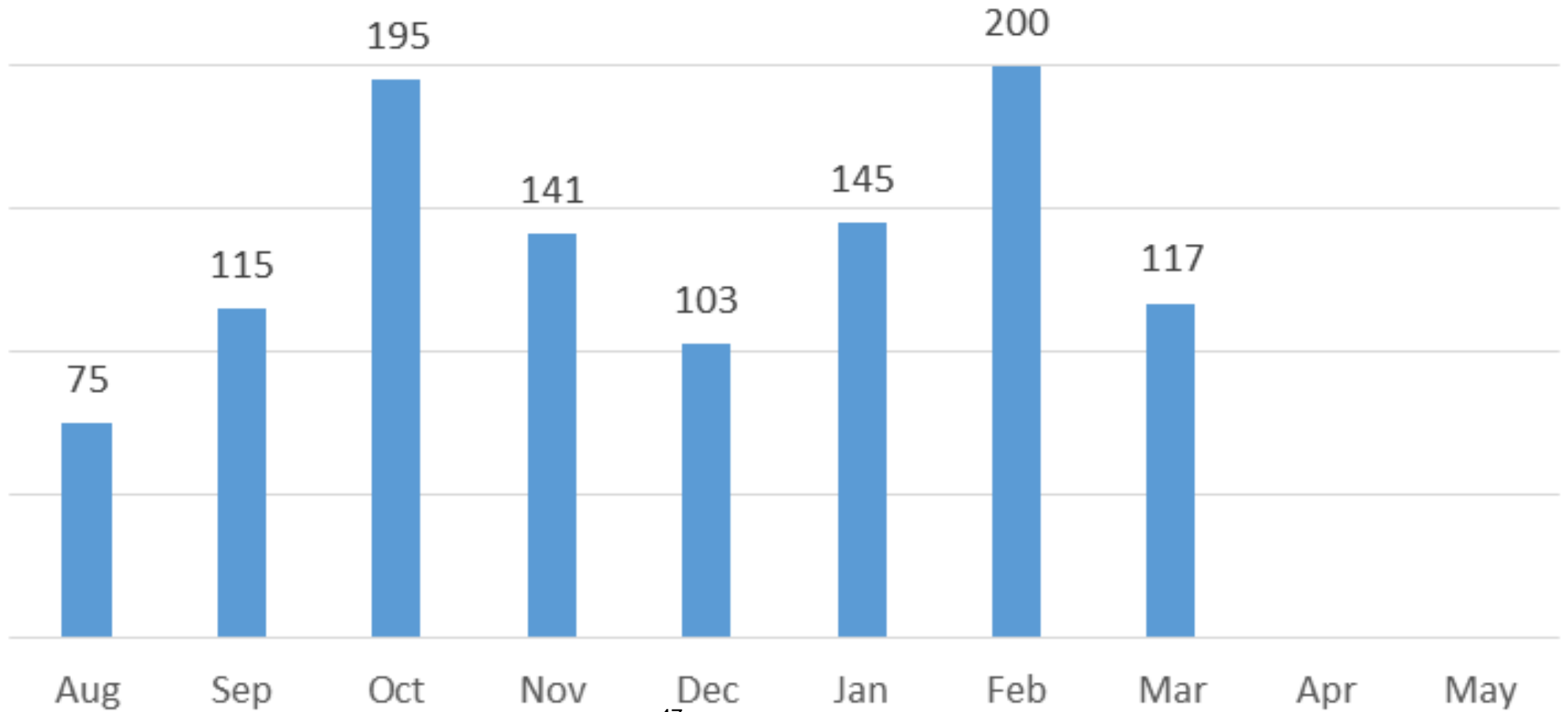


Chart Title





2019-2020 Calls for Service



**DICKINSON INDEPENDENT SCHOOL DISTRICT
AGENDA DOCUMENT**

Meeting Date: October 5, 2020

Item Title: Monthly Tax Collection Report

Agenda Item: Kelly Logsdon

Background Information:

The Monthly Tax Collection Report for August, 2020 and year to date is attached.

Recommendation:

Information only

Action Item: _____ Yes No

Dickinson Independent School District
 Monthly Tax Collections Report
 Maintenance Operations and Interest Sinking

Tax Year	Adjusted Taxable Values	Tax Rate	Tax Levy	Current Year Taxes Collected	Current Year % Collected										
2019	\$4,166,906,421	\$1.450	\$60,420,143	\$59,423,702	98.35%										
2018	\$3,689,155,526	\$1.520	\$56,075,164	\$54,995,123	98.07%										
2017	\$3,390,794,185	\$1.520	\$52,218,230	\$51,140,065	97.94%										
2016	\$3,065,293,671	\$1.540	\$47,205,523	\$46,378,211	98.25%										
2015	\$2,927,012,999	\$1.540	\$45,076,000	\$44,316,150	98.31%										
2019 Tax Year	Sep-19	Oct-19	Nov-19	Dec-19	Jan-20	Feb-20	Mar-20	Apr-20	May-20	Jun-20	Jul-20	Aug-20	Totals:	% To Total	
Current Year Tax	Pending Billing	\$149,295	\$2,782,035	\$24,347,020	\$21,701,965	\$7,295,092	\$624,605	\$713,295	\$409,011	\$818,065	\$386,690	\$196,629	\$59,423,702		
YTD % Collected	0.00%	0.25%	4.85%	45.15%	81.07%	93.14%	94.17%	95.35%	96.03%	97.39%	98.03%	98.35%	98.35%	98.35%	
Prior Years Tax	\$204,856	\$75,888	\$65,915	\$67,241	\$105,664	\$412,440	\$36,605	\$19,100	\$8,538	\$45,032	\$57,688	\$121,115	\$1,203,006		
Subtotal Taxes	\$204,856	\$225,183	\$2,847,950	\$24,414,261	\$21,807,629	\$7,707,532	\$661,210	\$732,395	\$400,472	\$863,098	\$444,379	\$317,744	\$60,626,708	100.34%	
Penalty & Interest	\$43,730	\$20,895	\$21,205	\$23,190	\$29,700	\$58,660	\$49,448	\$58,734	\$44,198	\$61,352	\$56,012	\$35,363	\$502,486		
Total Taxes & P&I	\$248,586	\$246,078	\$2,869,155	\$24,437,451	\$21,837,329	\$7,766,192	\$710,658	\$791,129	\$444,670	\$924,450	\$500,391	\$353,106	\$61,129,195	101.17%	
Attorney Fees	\$37,553	\$18,475	\$15,622	\$16,339	\$14,363	\$16,576	\$8,654	\$7,447	\$9,389	\$11,274	\$48,017	\$31,772	\$235,481		
Total Collections	\$286,139	\$264,553	\$2,884,778	\$24,453,789	\$21,851,692	\$7,782,768	\$719,311	\$798,576	\$454,059	\$935,723	\$548,408	\$384,878	\$61,364,675	N/A	
2018 Tax Year	Sep-18	Oct-18	Nov-18	Dec-18	Jan-19	Feb-19	Mar-19	Apr-19	May-19	Jun-19	Jul-19	Aug-19	Totals:	% To Total	
Current Year Tax	Pending Billing	\$770,275	\$2,711,777	\$10,821,827	\$31,598,499	\$6,705,964	\$1,032,517	\$527,234	\$385,353	\$339,487	\$372,586	\$238,083	\$55,503,602		
YTD % Collected	0.00%	1.35%	6.10%	25.07%	80.46%	92.21%	94.02%	94.94%	95.62%	96.21%	96.87%	97.28%	97.28%	97.28%	
Prior Years Tax	\$115,032	\$102,879	\$49,873	\$71,307	\$61,014	\$112,220	\$32,790	\$62,396	\$47,284	\$49,934	\$64,771	\$46,812	\$816,312		
Subtotal Taxes	\$115,032	\$873,153	\$2,761,650	\$10,893,135	\$31,659,513	\$6,818,184	\$1,065,307	\$589,630	\$432,637	\$389,421	\$437,358	\$284,895	\$56,319,914	98.71%	
Penalty & Interest	\$21,487	\$18,180	\$14,583	\$15,852	\$22,941	\$73,075	\$62,393	\$48,233	\$44,527	\$37,546	\$54,866	\$30,882	\$444,565		
Total Taxes & P&I	\$136,519	\$891,333	\$2,776,233	\$10,908,986	\$31,682,454	\$6,891,259	\$1,127,700	\$637,863	\$477,164	\$426,967	\$492,224	\$315,777	\$56,764,478	99.49%	
Attorney Fees	\$19,713	\$14,417	\$11,989	\$12,942	\$14,314	\$22,911	\$12,565	\$13,744	\$13,326	\$8,928	\$35,743	\$27,655	\$208,248		
Total Collections	\$156,232	\$905,750	\$2,788,222	\$10,921,929	\$31,696,768	\$6,914,169	\$1,140,265	\$651,608	\$490,490	\$435,895	\$527,967	\$343,432	\$56,972,727	N/A	
2017 Tax Year	Sep-17	Oct-17	Nov-17	Dec-17	Jan-18	Feb-18	Mar-18	Apr-18	May-18	Jun-18	Jul-18	Aug-18	Totals:	% To Total	
Current Year Tax	Pending Billing	\$187,352	\$2,763,831	\$21,998,802	\$19,021,683	\$7,891,945	\$1,072,658	\$543,284	\$471,494	\$357,831	\$365,201	\$321,043	\$54,995,123		
YTD % Collected	0.00%	0.33%	5.26%	44.49%	78.42%	92.49%	94.40%	95.37%	96.21%	96.85%	97.50%	98.07%	98.07%	98.07%	
Prior Years Tax	\$200,336	\$135,217	\$62,894	\$83,240	\$64,886	\$61,495	\$65,875	\$58,143	\$48,631	\$40,850	\$38,184	\$204,591	\$1,064,342		
Subtotal Taxes	\$200,336	\$322,569	\$2,826,725	\$22,082,041	\$19,086,569	\$7,953,440	\$1,138,534	\$601,427	\$520,125	\$398,681	\$403,384	\$525,634	\$56,059,466	99.97%	
Penalty & Interest	\$49,273	\$44,823	\$17,838	\$23,288	\$18,997	\$78,141	\$73,420	\$44,898	\$55,366	\$46,319	\$57,711	\$48,275	\$558,349		
Total Taxes & P&I	\$249,608	\$367,392	\$2,844,563	\$22,105,330	\$19,105,567	\$8,031,580	\$1,211,954	\$646,325	\$575,491	\$445,000	\$461,095	\$573,909	\$56,617,814	100.97%	
Attorney Fees	\$49,872	\$35,006	\$13,496	\$20,231	\$10,986	\$10,396	\$8,938	\$17,883	\$17,233	\$12,983	\$45,535	\$46,595	\$289,154		
Total Collections	\$299,481	\$402,398	\$2,858,059	\$22,125,561	\$19,116,553	\$8,041,977	\$1,220,891	\$664,208	\$592,724	\$457,983	\$506,631	\$620,504	\$56,906,968	N/A	
2016 Tax Year	Sep-16	Oct-16	Nov-16	Dec-16	Jan-17	Feb-17	Mar-17	Apr-17	May-17	Jun-17	Jul-17	Aug-17	Totals:	% To Total	
Current Year Tax	Pending Billing	\$304,618	\$2,736,229	\$19,079,059	\$19,399,265	\$7,422,327	\$1,067,090	\$255,354	\$340,409	\$179,874	\$234,525	\$121,314	\$51,140,065		
YTD % Collected	0.00%	0.58%	5.82%	42.36%	79.51%	93.72%	95.77%	96.26%	96.91%	97.25%	97.70%	97.94%	97.94%	97.94%	
Prior Years Tax	\$83,732	\$63,962	\$52,521	\$152,728	\$43,617	\$80,716	\$46,888	\$38,354	\$41,005	\$36,087	\$36,984	\$24,102	\$700,695		
Subtotal Taxes	\$83,732	\$368,580	\$2,788,750	\$19,231,787	\$19,442,882	\$7,503,044	\$1,113,977	\$293,707	\$381,415	\$215,961	\$271,509	\$145,416	\$51,840,761	99.28%	
Penalty & Interest	\$21,145	\$18,505	\$14,866	\$9,830	\$14,350	\$76,448	\$79,456	\$35,577	\$46,371	\$42,972	\$43,212	\$28,594	\$431,326		
Total Taxes & P&I	\$104,877	\$387,085	\$2,803,616	\$19,241,617	\$19,457,232	\$7,579,492	\$1,193,433	\$329,285	\$427,785	\$258,933	\$314,721	\$174,010	\$52,272,086	100.10%	
Attorney Fees	\$16,094	\$12,507	\$12,540	\$7,879	\$9,623	\$20,413	\$12,811	\$12,910	\$12,308	\$12,234	\$26,747	\$25,546	\$181,611		
Total Collections	\$120,972	\$399,593	\$2,816,155	\$19,249,496	\$19,466,855	\$7,599,904	\$1,206,244	\$342,195	\$440,093	\$271,167	\$341,468	\$199,556	\$52,453,697	N/A	
2015 Tax Year	Sep-15	Oct-15	Nov-15	Dec-15	Jan-16	Feb-16	Mar-16	Apr-16	May-16	Jun-16	Jul-16	Aug-16	Totals:	% To Total	
Current Year Tax	Pending Billing	\$17,440	\$1,599,235	\$18,493,067	\$16,433,237	\$7,921,151	\$576,651	\$301,220	\$297,517	\$272,986	\$291,029	\$174,678	\$46,378,211		
YTD % Collected	0.00%	0.04%	3.42%	42.60%	77.41%	94.19%	95.41%	96.05%	96.68%	97.26%	97.88%	98.25%	98.25%	98.25%	
Prior Years Tax	\$82,651	\$62,889	\$55,224	\$47,948	\$78,647	\$81,825	\$41,246	\$38,273	\$35,615	\$61,398	\$29,587	\$90,445	\$705,749		
Subtotal Taxes	\$82,651	\$80,328	\$1,654,459	\$18,541,015	\$16,511,884	\$8,002,976	\$617,898	\$339,492	\$333,132	\$334,384	\$320,616	\$265,123	\$47,083,960	99.74%	
Penalty & Interest	\$15,910	\$16,314	\$16,154	\$15,978	\$22,704	\$52,441	\$49,990	\$36,392	\$38,635	\$33,264	\$49,972	\$34,660	\$382,412		
Total Taxes & P&I	\$98,561	\$96,642	\$1,670,613	\$18,556,993	\$16,534,587	\$8,055,417	\$667,888	\$375,884	\$371,767	\$367,648	\$370,587	\$299,783	\$47,466,372	100.55%	
Attorney Fees	\$13,397	\$13,349	\$11,296	\$11,036	\$13,941	\$11,287	\$14,050	\$11,287	\$10,776	\$8,084	\$28,419	\$11,287	\$181,077		
Total Collections	\$111,958	\$109,991	\$1,681,909	\$18,568,029	\$16,546,984	\$8,066,399	\$681,937	\$387,171	\$382,544	\$375,732	\$399,006	\$332,830	\$47,647,448	N/A	

DICKINSON INDEPENDENT SCHOOL DISTRICT
BOARD AGENDA DOCUMENT

Meeting Date: October 5, 2020
Item Title: Seat Belts on School Buses
Agenda Item: Ryan Boone

Background Information:

Senate Bill 693 requires all 2018 and newer buses to have three-point seat belts installed unless this creates a hardship with regards to a district's budget.

The approximate cost to add two seat belts per seat is \$8,000 per bus and to add three seat belts per seat the cost would be \$10,000-\$12,000 per bus.

The law states that...if the constraints of a school board's budget limits them to the purchase of school buses, model year 2018 or newer, without three-point seat belts, this law will not affect that purchase so long as the school board votes to make that determination in a public meeting. We are requesting that the School Board opt out of Senate Bill 693.

Recommendation:

The Superintendent, Deputy Superintendent for Business and Operations and Director of Transportation recommend the district opt out of Senate Bill 693 due to our budget limitations.

Action Item: X Yes _____ No

Motion made by _____ **seconded by** _____ **vote** _____

DICKINSON INDEPENDENT SCHOOL DISTRICT
BOARD AGENDA DOCUMENT

Meeting Date: October 5, 2020
Item Title: School Bus Purchase
Agenda Item: Ryan Boone

Background Information:

Every year we budget (\$600,000) to purchase new buses. This year we would like to purchase 5 new buses from Longhorn Bus Sales for \$575,347. We buy our buses through Buy Board which is one of our corporative purchasing (co-op) entities. The buses would all be propane with three buses being for special education routes and two buses being for regular education routes.

Recommendation:

The Superintendent, Deputy Superintendent for Business and Operations and Director of Transportation recommend approving the purchase of 5 buses from Longhorn Bus Sales for \$575,347.

Action Item: X Yes _____ No

Motion made by _____ **seconded by** _____ **vote** _____

DICKINSON INDEPENDENT SCHOOL DISTRICT
BOARD AGENDA DOCUMENT

Meeting Date: October 5, 2020
Item Title: Revised 2020-2021 Academic Calendar
Agenda Item: Dr. Jeff Pack

Background Information:

Since we have missed five days of instruction this school year, we are recommending changing the parent conference/staff development day on October 30 to a day of instruction. This will help make up for lost instruction time. The revised 2020-2021 Academic Calendar is attached for your review.

Recommendation:

The Superintendent and Executive Director for Data Quality, Compliance, and Accountability recommend approval of the revised 2020-2021 Academic Calendar.

Action Item: Yes No

Motion made by _____ **seconded by** _____ **vote** _____

2020–2021 Academic Calendar

First Semester

August 24 – December 18, 2020

Second Semester

January 5 – May 27, 2021

Student/Teacher Holidays

Labor Day - September 7, 2020

Thanksgiving - November 23-27, 2020

(Nov. 23-24 are Teacher Exchange Days/Student Holidays)

Christmas/Winter

December 21, 2020 - January 1, 2021

Martin Luther King Day - January 18, 2021

Spring Break - March 15-19, 2021

Good Friday - April 2, 2021

Memorial Day - May 31, 2021

(Teacher/Staff Holiday)

Mentor/Protege In-Service

August 10, 2020

New Teacher In-Service

August 11-13, 2020

Teacher In-Service/Student Holiday

August 14, 2020

August 17-21, 2020

January 4, 2021

February 15, 2021

Early Release All Campuses

(2 hours early)

December 18, 2020 May 27, 2021

Dickinson High School Graduation

May 27, 2021 - Sam Vitanza Stadium

Nine Weeks Grading Cycle

1st 9-weeks 39 days 17,550 minutes
(08/24-10/16)

2nd 9-weeks 40 days 17,880 minutes
(10/19-12/18)

First Semester 79 days 35,430 minutes

3rd 9-weeks 47 days 21,150 minutes
(1/5-3/12)

4th 9-weeks 48 days 21,480 minutes
(3/22-5/27)

Second Semester 95 days 42,630 minutes

Total Instructional 174 days 78,060 minutes
SD Waiver Days 2 days 840 minutes

Grand Total 176 days 78,870 minutes



Dickinson Independent School District

August 2020						
S	M	T	W	T	F	S
						1
2	3	4	5	6	7	8
9	MP	NT	NT	NT	SD	15
16	SD	SD	SD	SD	TP	22
23	[24	25	26	27	28	29
30	31					

September 2020						
S	M	T	W	T	F	S
		1	2	3	4	5
6	H	8	9	10	11	12
13	14	15	16	17	18	19
20	21	22	23	24	25	26
27	28	29	30			

October 2020						
S	M	T	W	T	F	S
				1	2	3
4	5	6	7	8	9	10
11	12	13	14	15	16	17
18	[19	20	21	22	23	24
25	26	27	28	29	30	31

November 2020						
S	M	T	W	T	F	S
1	2	3	4	5	6	7
8	9	10	11	12	13	14
15	16	17	18	19	20	21
22	E	E	H	H	H	28
29	30					

December 2020						
S	M	T	W	T	F	S
		1	2	3	4	5
6	7	☆	☆	☆	☆	12
13	14	15	16	17	18	19
20	H	H	H	H	H	26
27	H	H	H	H		

January 2021						
S	M	T	W	T	F	S
						H 2
3	SD ^w	[5	6	7	8	9
10	11	12	13	14	15	16
17	H	19	20	21	22	23
24	25	26	27	28	29	30
31						

February 2021						
S	M	T	W	T	F	S
	1	2	3	4	5	6
7	8	9	10	11	12	13
14	SD ^w	16	17	18	19	20
21	22	23	24	25	26	27
28						

March 2021						
S	M	T	W	T	F	S
	1	2	3	4	5	6
7	8	9	10	11	12	13
14	H	H	H	H	H	20
21	[22	23	24	25	26	27
28	29	30	31			

April 2021						
S	M	T	W	T	F	S
				1	H	3
4	5	☆	☆	☆	☆	10
11	12	13	14	15	16	17
18	19	20	21	22	23	24
25	26	27	28	29	30	

May 2021						
S	M	T	W	T	F	S
						1
2	3	☆	☆	☆	☆	8
9	10	11	12	13	14	15
16	17	18	19	20	21	22
23	24	25	26	27	[TP	29
30	H					

June 2021						
S	M	T	W	T	F	S
		E	E	3	4	5
6	7	8	9	10	11	12
13	14	15	16	17	18	19
20	21	☆	☆	☆	25	26
27	28	29	30			

July 2021						
S	M	T	W	T	F	S
				1	2	3
4	5	6	7	8	9	10
11	12	13	14	15	16	17
18	19	20	21	22	23	24
25	26	27	28	29	30	31

- [Grading Period Begins
-] Grading Period Ends
- ☆ State-Mandated STAAR Test
- ^ Early Release
- H Student/Teacher Holiday
- MP Mentor/Protege Teachers
- NT New Teacher Training
- SD Staff Development (no school for students)
- TP Teacher Preparation (no school for students)
- E Teacher Exchange Day/Student Holiday
- 🎓 Dickinson High School Graduation
- W TEA-Approved Staff Development Waiver Days

53

Board approved July 13, 2020, revised _____.

School Hours for the 2020-2021 school year

Elementary (grades K-4)

8:30 a.m. - 4:00 p.m.

(AM Pre-K)

8:30-11:45 a.m.

(PM Pre-K)

12:45 p.m.-4:00 p.m.

Middle School/Junior High (grades 5-8)

7:45 a.m. - 3:15 p.m.

High School (grades 9-12)

7:05 a.m. - 2:35 p.m.

**DICKINSON INDEPENDENT SCHOOL DISTRICT
BOARD AGENDA ITEM**

Meeting Date: October 5, 2020

Item Title: Tropical Storm Beta Resolution

Agenda Item: Carla Voelkel

Background Information:

The attached resolution is offered for your consideration.

Recommendation: The Board may choose to amend, adopt, or defer action on the attached resolution.

Action Item: ___X___ **Yes** ___ ___ **No**

Motion made by: _____ **seconded by** _____ **vote** _____

§ THE STATE OF TEXAS
§ COUNTY OF GALVESTON
§ DICKINSON INDEPENDENT SCHOOL DISTRICT

Whereas, Tropical Storm Beta resulted in the closure of all schools and facilities in the Dickinson Independent School District ("DISD") on September 21st, 22nd and 23rd 2020; for the safety of students and staff, and

Whereas, there was a mandatory or recommended evacuation in effect for much of the upper Gulf Coast; and

Whereas, DISD closed its schools and facilities because it must act in the best interests of, and for the safety of, its students and staff; and

Whereas, in some cases DISD employees were forced to evacuate the area or take other means to ensure the safety of their families and others; and

Whereas, through circumstances completely beyond their control, they were forced to miss work at the DISD; and

Whereas, to financially penalize employees who are acting in the interests of public safety potentially will be harmful in the future if these people fail to act in a safe and prudent manner during a required or recommended evacuation for fear of financial loss; and

Whereas, it will be detrimental to the best interests of the District for the District to act in a way that may lead to unsafe conduct by its employees in a future natural disaster; and

Whereas, there is a public purpose served and a benefit to the District to encourage prudent and safe behavior in a natural disaster so that employees have the best opportunity of protecting their safety and being able to resume their duties; and

Whereas, there is a public purpose served and a benefit to the DISD to demonstrate support of its employees, enhance employee morale and support the retention of employees; and

Whereas, the DISD 2020-2021 school calendar and related work schedules have been affected by these events, as approved by the Board of Trustees; and

Whereas, the Board has determined that the three days missed due to this natural disaster will not be made up by DISD employees through either instruction of students or performance of job duties and responsibilities; and

Whereas, the Board believes that a public purpose exists for forgiving or excusing the absences of these employees due to this natural disaster; and

Whereas, the Board believes that a public purpose exists for providing compensation to its employees, both contract and non-contract, due to Tropical Storm Beta; and

Now therefore, be it resolved by the DISD Board of Trustees that:

1. All the above-referenced paragraphs are incorporated into and made a part of this resolution; and
2. The Board has reviewed the 2020-2021 school calendar; and
3. The Board determines that the three days missed due to this natural disaster will not be made up by DISD employees through either instruction of students or performance of other duties; and
4. The Board finds that a public purpose and a benefit to the DISD exists to excuse and/or forgive any absences by District employees created by the recent tropical storm for the three days of work not made up based on the revised school calendar, and that payments for such days are necessary in the conduct of the public schools as provided by Texas Education Code § 45.105(c); and

5. The Board hereby authorizes the Superintendent of Schools to excuse the related day(s) of absence of District employees for school closure necessitated by the storm and not made up through a revised school calendar, and pay all employees full compensation for the day(s) missed due to this natural disaster and which are not made up on any revised school calendar.
6. The Board of Trustees hereby ratifies and approves, to the extent permitted by law, all actions taken by the Superintendent in the exercise of his discretion to protect and preserve the public property and assets of the DISD, and for the safety and welfare of the employees, students, parents, taxpayers and other citizens of the DISD, to the extent necessary as a result of Tropical Storm Beta and its aftermath, through the effective date of this Resolution.

Approved this 5th day of October, 2020.

By: _____
Board President

ATTEST:

Board Secretary

**DICKINSON INDEPENDENT SCHOOL DISTRICT
BOARD AGENDA ITEM**

Meeting Date: October 5, 2020

Item Title: Howard Technology

Agenda Item: Lee Courville

Background Information:

The Howard Technology purchase in the amount of \$274,764.00 includes 902 chrome books, along with 30 charging carts. These electronic devices will be used by students to access curriculum activities, lessons, and online textbooks.

Recommendation: The Superintendent, Deputy Superintendent for Educational Services, and Director of Federal Programs recommend approval of the Howard Technology purchase in the amount of \$274,764.00.

Action Item: ___X___ **Yes** _____ **No**

Motion made by: _____ **seconded by** _____ **vote** _____

Phone: 1.888.912.3151
 Fax: 1.601.399.5077
 Online: www.howardcomputers.com



Howard Computers
 P.O. Box 1588
 Laurel, MS 39441

Online Quotation

Quote No:	JD8 1055958.00	Quote Date:	September 14, 2020
Customer Name:	Melissa K Williams-Scott	Phone Number:	2812296026
Company Name:	Dickinson ISD	Fax Number:	RG4
Quote Name:	HP Chromebook 11A G8 - Touch (902) & Bretford cart (30)		

Item 1

Category	Description	Qty.	Unit Price	Ext. Price
System Type:	Accessories			
1:	HP Chromebook 11A G8 - Education Edition - A4 9120C / 1.6 GHz - Chrome OS 64 - 4 GB RAM - 32 GB eMMC - 11.6' IPS touchscreen 1366 x 768 (HD) - Radeon R4 - Wi-Fi, Bluetooth - kbd: US MPN: 2D606UT#ABA Contract(s): TIPS - AV	902	\$257.00	\$231,814.00
2:	Chrome Education Upgrade - License - academic MPN: CROSSWDISEDU Contract(s): TIPS - AV	902	\$25.00	\$22,550.00
3:	Bretford Cube Charging Cart - Cart (charge only) for 32 tablets / notebooks - Platinum metallic with logo MPN: TVC32PAC-DKN Contract(s): TIPS - AV	30	\$680.00	\$20,400.00

Sub-Total:	\$274,764.00
Parts & Accessories Shipping:	Included
Taxes:	Tax Exempt
Total for Item 1:	\$274,764.00

This quote will expire October 14, 2020.
 To expedite your order, please include your quote number with your Purchase Order.

Total for all pre-configured items

Sub-Total:	\$274,764.00
Parts & Accessories Shipping:	Included
Taxes:	Tax Exempt
Total:	\$274,764.00

Notes:

Pricing and availability subject to change without notice. Packaging, Shipping, and Handling fees are not included unless specifically stated. Prices and lease payments do not include applicable taxes. Ship dates are approximations and are not guarantees. Quick ship items not available in Alaska, Hawaii, or outside the United States. Specific state laws may affect shipment of products.

Howard reserves the right to charge a 25% restocking fee for cancellation of a purchase order after Howard has commenced fulfillment of the order. Howard may, with notice, cancel any purchase order at any time without any liability to the Purchaser. Howard reserves the right to charge the Purchaser full purchase price for delaying shipment of a purchase order for an extended period of time which then results in the cancellation of said order.

Given the current uncertainties related to international trade, Howard hereby reserves the right to unilaterally revise the prices quoted herein in the event its manufacturing or procurement costs for such goods increase due to the imposition by the United States or any other country of new or higher tariff(s) or of any other similar tax, fee or charge.

If Purchaser fails to pay any invoice in full within the time quoted herein, Howard may, without notice, accelerate the due date of all outstanding invoices and require that all outstanding invoices, including any interest thereon, be immediately due and payable in full.

Howard's product warranties and return policies and related information, which are available at <https://www.howardcomputers.com/support/warranties.cfm> and <https://www.howardcomputers.com/support/returnpolicy.cfm>, are fully adopted and incorporated herein by reference. These may also be obtained by calling 1-888-912-3151 or emailing webmaster@howardcomputers.com.

THIS QUOTATION IS EXPRESSLY LIMITED TO, AND EXPRESSLY MADE CONDITIONAL ON, PURCHASER'S ACCEPTANCE OF THE TERMS SET FORTH OR INCORPORATED HEREIN; HOWARD OBJECTS TO ANY DIFFERENT OR ADDITIONAL TERMS.

**DICKINSON INDEPENDENT SCHOOL DISTRICT
BOARD AGENDA DOCUMENT**

Meeting Date: October 5, 2020

Item Title: Approval of Agenda Items A-G

Agenda Item: Carla Voelkel

Background Information:

Agenda Items:

- A. Quarterly Investment Report
- B. El Exceptions/Waivers & DRA
- C. Investment Strategy for 2020-2021 Fiscal Year
- D. Investment Policy-Board Policy CDA(LOCAL)
- E. 2020-2021 Recruiting Calendar
- F. Interlocal Agreement Between The City of League City and DISD for the TEA Operation Connectivity Program
- G. Consent Agenda Items

Recommendation:

The Superintendent recommends approval of Agenda Items A-G.

Action Item: Yes No

Motion made by _____ **seconded by** _____ **vote** _____

DICKINSON INDEPENDENT SCHOOL DISTRICT
BOARD AGENDA DOCUMENT

Meeting Date: October 5, 2020
Item Title: Quarterly Investment Report
Agenda Item: Ryan Boone / Kelly Logsdon

Background Information:

Attached is the quarterly investment report for June 1, 2020 through August 31, 2020 and comparison data for prior years.

Recommendation:

The Superintendent, Deputy Superintendent for Business and Operations and the Executive Director of Business Operations recommend approval of the quarterly investment report for June 1, 2020 through August 31, 2020.

Action Item: Yes No

DICKINSON INDEPENDENT SCHOOL DISTRICT

Quarterly Investment Report

June 1, 2020 - August 31, 2020

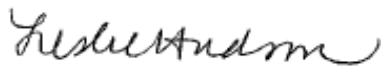
This report has been prepared according to the requirements of Texas Government Code Chapter 2256 and I hereby certify that all investment activities are in compliance with local and state investment policy.



Ryan Boone
Deputy Superintendent for Business & Operations



Kelly Logsdon
Executive Director of Business Services



Leslie Hudson
Executive Director of Payroll



Laura Lambert
Senior Accountant

**Dickinson Independent School District
Investments by Government Pools
OPERATING FUND**

Monthly Cash Balance By Government Pool												
Pool	September	October	November	December	January	February	March	April	May	June	July	August
Logic	4,259,522	4,266,966	4,273,429	4,280,025	4,286,560	4,292,560	4,297,759	4,301,489	4,304,454	4,306,669	4,308,206	4,309,360
Texas Class	9,042,850	8,054,503	4,064,143	7,070,799	17,092,572	20,831,402	14,642,324	8,650,125	1,502,425	1,503,152	503,548	503,684
Gulf Coast CU	0	0	0	2,500,005	2,500,005	5,009,606	5,009,606	5,029,421	5,029,421	5,041,283	5,057,295	5,057,095
TexStar	297,741	298,209	298,606	299,003	299,396	299,768	300,012	300,122	300,184	300,233	300,284	300,326
Texas TERM	45,281,156	45,381,855	41,927,248	40,097,627	37,527,329	37,628,827	37,674,975	37,715,234	37,752,085	37,756,175	34,756,476	32,874,078
Texas FIT	2,007,367	2,011,017	3,139,679	5,185,232	7,781,672	7,792,881	7,802,474	7,810,018	7,816,099	4,819,651	4,821,593	4,823,377
Total	60,888,636	60,012,550	53,703,105	59,432,691	69,487,534	75,855,044	69,727,150	63,806,409	56,704,668	53,727,163	49,747,402	47,867,920

Monthly Interest Earned by Government Pool													
Years	September	October	November	December	January	February	March	April	May	June	July	August	Total
Logic	7,848	7,445	6,463	6,596	6,535	6,000	5,199	3,731	2,965	2,215	1,537	1,154	57,688
Texas Class	6,054	11,653	9,640	6,656	21,772	29,194	20,559	7,802	2,300	727	396	136	116,889
Gulf Coast CU	0	0	0	0	9,606	0	0	19,815	0	11,861	16,012	117,603	174,897
TexStar	545	468	396	397	394	372	244	110	62	49	51	42	3,130
Texas TERM	165,137	100,699	170,393	209,379	14,703	101,498	46,148	40,259	36,850	4,090	301	0	889,457
Texas FIT	3,828	3,649	3,662	6,554	11,439	11,209	9,594	7,544	6,081	3,452	2,042	1,784	70,838
Total	183,412	123,914	190,554	229,582	64,449	148,273	81,744	79,261	48,258	22,394	20,339	120,719	1,312,899

**Dickinson Independent School District
Ten Year Balance History
OPERATING FUND**

Cash Balance												
Years	September	October	November	December	January	February	March	April	May	June	July	August
2010-11	20,258,236	20,177,563	18,070,457	20,074,257	29,028,822	28,258,523	25,762,605	23,766,018	20,269,741	19,272,148	16,774,260	17,258,588
2011-12	21,260,566	23,763,023	20,557,304	18,560,427	25,564,248	31,272,095	29,278,063	26,683,655	26,479,508	24,434,700	24,039,575	21,659,887
2012-13	25,864,161	28,868,943	27,673,355	27,678,148	33,683,023	37,687,846	36,193,219	32,197,759	29,201,941	29,705,578	26,858,882	26,861,212
2013-14	29,563,276	32,565,669	31,668,204	32,170,838	38,173,758	43,676,761	40,680,125	36,683,125	33,685,944	32,688,517	32,191,099	31,839,871
2014-15	35,424,432	35,916,810	32,168,575	30,170,343	37,172,376	43,174,634	43,180,250	37,192,580	34,194,538	29,915,239	29,801,034	33,206,830
2015-16	37,207,179	40,219,426	38,237,442	44,247,411	47,234,787	51,247,183	47,256,444	44,266,883	41,282,996	38,295,541	38,312,411	39,347,700
2016-17	45,375,666	43,431,962	49,417,925	50,435,468	52,461,542	60,498,394	53,529,331	50,551,891	46,633,422	43,664,587	42,738,360	43,780,279
2017-18	48,798,756	48,844,463	49,870,305	54,895,049	60,931,901	61,045,981	61,097,442	58,211,038	52,278,091	47,337,052	47,699,614	47,798,402
2018-19	48,850,615	51,322,653	49,424,925	49,577,250	58,615,471	66,723,974	61,851,069	55,958,121	54,093,282	54,191,449	51,801,768	53,705,255
2019-20	60,888,636	60,012,550	53,703,105	59,432,691	69,487,534	75,855,044	69,727,150	63,806,409	56,704,668	53,727,163	49,747,402	47,867,920

Interest Earned													
Years	September	October	November	December	January	February	March	April	May	June	July	August	Total
2010-11	5,211	3,794	4,270	3,801	4,565	3,900	4,082	3,413	2,908	2,407	2,113	1,878	42,341
2011-12	1,978	2,457	2,530	3,123	3,821	5,354	6,011	5,592	5,853	5,192	4,873	4,441	51,226
2012-13	4,276	4,732	4,464	4,789	4,875	4,824	5,372	4,541	4,181	3,637	3,304	2,330	51,326
2013-14	2,064	2,393	2,536	2,634	2,920	3,004	3,658	3,001	2,819	3,405	3,541	3,723	35,698
2014-15	2,398	2,379	1,763	1,771	2,032	2,259	5,616	2,329	1,928	1,473	5,052	5,793	34,793
2015-16	2,576	15,223	19,877	9,967	8,922	10,937	12,261	10,438	16,112	8,314	7,959	8,649	131,235
2016-17	27,873	56,292	22,719	17,517	26,072	36,854	32,414	22,559	81,532	31,166	75,553	43,414	473,965
2017-18	18,701	45,705	25,842	24,744	36,852	114,080	51,464	113,593	67,056	58,960	36,309	98,546	691,852
2018-19	52,213	51,496	102,270	152,248	38,219	108,503	127,096	107,053	135,158	98,168	110,320	103,487	1,186,231
2019-20	183,412	123,914	190,554	229,582	64,449	148,273	81,744	79,261	48,258	22,394	20,339	120,719	1,312,899

**Dickinson Independent School District
Investments by Government Pools
INTEREST AND SINKING FUND**

Monthly Cash Balance By Government Pool												
Pool	September	October	November	December	January	February	March	April	May	June	July	August
Texas Class	503,548	504,442	264,876	1,266,640	13,189,716	3,882,009	4,887,844	8,650,125	6,196,224	6,599,322	384,037	384,140
TexPool	0	0	0	0	0	0	0	0	0	0	0	0
Texas TERM	10,312,266	10,312,286	10,380,907	10,395,577	10,408,930	10,409,227	10,409,228	10,409,229	10,409,229	10,409,229	10,409,230	10,436,699
Total	10,815,814	10,816,728	10,645,783	11,662,217	23,598,646	14,291,236	15,297,072	19,059,354	16,605,453	17,008,551	10,793,267	10,820,839

Monthly Interest Earned by Government Pool													
Years	September	October	November	December	January	February	March	April	May	June	July	August	Total
Texas Class	912	894	641	1,763	12,771	5,099	5,835	7,802	3,920	3,097	1,753	104	44,591
TexPool	0	0	0	0	0	0	0	0	0	0	0	0	0
Texas TERM	21	20	68,621	14,670	13,353	297	1	1	0	0	1	27,470	124,455
Total	933	914	69,262	16,433	26,124	5,396	5,836	7,803	3,920	3,097	1,754	27,574	

**Dickinson Independent School District
Investments by Pools
DEBT SERVICE FUND**

Cash Balance												
Years	September	October	November	December	January	February	March	April	May	June	July	August
2010-11	5,787,548	5,781,537	6,075,168	7,626,568	13,763,105	11,088,548	11,383,305	11,678,481	11,674,678	11,822,699	11,102,188	6,492,639
2011-12	6,493,350	6,494,081	5,703,039	6,654,059	12,585,610	8,006,561	10,508,666	9,713,205	10,215,388	10,467,570	10,824,458	6,068,685
2012-13	6,069,801	6,070,878	8,671,895	10,163,541	15,299,540	9,093,569	9,052,351	9,753,569	9,754,852	9,713,542	9,998,660	5,546,181
2013-14	5,546,578	5,546,999	5,547,417	8,231,648	14,721,878	8,945,248	8,945,946	8,946,623	8,947,311	8,947,994	4,161,747	6,012,893
2014-15	6,013,341	6,013,801	6,614,265	7,764,977	4,347,401	9,797,771	9,798,759	9,799,823	9,800,935	11,401,139	6,076,125	6,271,565
2015-16	6,271,747	6,272,836	6,274,064	6,275,586	13,585,808	10,494,059	13,499,830	13,506,038	13,512,728	13,118,516	7,791,542	451,144
2016-17	8,800,969	8,232,509	8,395,035	14,153,316	21,118,977	15,030,408	16,043,182	16,056,998	16,071,682	16,038,748	9,902,306	10,504,567
2017-18	10,515,229	10,526,471	11,037,856	15,195,447	21,122,320	17,410,151	17,428,591	17,448,473	17,476,685	18,905,724	18,052,557	12,031,994
2018-19	12,053,324	12,650,208	13,661,610	15,676,395	25,517,327	15,284,969	16,313,373	16,341,893	16,370,722	16,380,746	16,545,345	10,814,880
2019-20	10,815,814	10,816,728	10,645,783	11,662,217	23,598,646	14,291,236	15,297,072	19,059,354	16,605,453	17,008,551	10,793,267	10,820,839

Interest Earned													
Years	September	October	November	December	January	February	March	April	May	June	July	August	Total
2010-11	1,336	1,265	1,168	1,399	2,081	1,571	1,667	1,609	1,574	1,476	1,379	880	17,406
2011-12	711	731	708	1,021	1,775	1,380	2,105	2,089	2,183	2,182	2,112	1,406	18,403
2012-13	1,116	1,077	1,016	1,646	2,011	1,208	1,298	1,218	1,284	1,205	1,129	533	14,742
2013-14	398	421	417	614	944	774	698	677	696	675	598	427	7,339
2014-15	447	459	465	572	480	561	989	1,063	1,112	1,304	1,139	890	9,481
2015-16	961	1,094	1,193	1,522	3,007	5,585	5,771	6,208	6,691	6,887	5,953	143	45,015
2016-17	4,940	5,987	5,589	8,281	13,448	10,354	12,774	13,816	14,684	14,851	15,798	10,233	130,755
2017-18	10,662	11,242	11,385	10,907	16,568	10,071	18,440	19,881	28,212	29,039	30,156	22,075	218,638
2018-19	21,330	9,629	11,402	14,784	30,627	85,283	28,403	28,520	28,828	10,023	15,648	135,150	419,627
2019-20	933	914	69,262	16,433	26,124	5,396	5,836	7,803	3,920	3,097	1,754	27,574	169,046

**Dickinson Independent School District
Investments by Government Pools
WORKER'S COMPENSATION FUND**

Monthly Cash Balance By Government Pool												
Pool	September	October	November	December	January	February	March	April	May	June	July	August
Texas Class	0	0	0	0	0	0	0	0	0	0	0	0
TexPool	299,334	299,820	300,234	300,648	301,054	301,435	301,692	301,804	301,873	301,927	301,980	302,026
Texas TERM	2,013,536	2,016,490	2,016,492	2,029,379	2,029,380	2,038,502	2,039,353	2,039,354	2,039,354	2,045,277	2,045,277	2,045,277
Total	2,312,870	2,316,310	2,316,726	2,330,027	2,330,434	2,339,937	2,341,045	2,341,158	2,341,227	2,347,204	2,347,257	2,347,303

Monthly Interest Earned by Government Pool													
Years	September	October	November	December	January	February	March	April	May	June	July	August	Total
Texas Class	0	0	0	0	0	0	0	0	0	0	0	0	0
TexPool	531	486	413	414	407	380	257	113	69	54	53	45	3,222
Texas TERM	234	2,953	2	12,887	1	9,122	851	1	0	5,923	0	0	31,974
Total	765	3,439	415	13,301	408	9,502	1,108	114	69	5,977	53	45	

**Dickinson Independent School District
Investments by Pools
WORKER'S COMPENSATION FUND**

Cash Balance												
Years	September	October	November	December	January	February	March	April	May	June	July	August
2010-11	230,869	190,905	175,934	165,958	135,979	105,991	81,002	41,007	41,010	41,013	41,015	41,018
2011-12	41,021	41,024	41,028	41,030	41,034	41,037	41,041	41,044	41,049	41,053	41,058	400,202
2012-13	225,240	225,272	200,301	200,326	200,343	200,358	200,375	200,392	200,404	200,414	200,423	200,430
2013-14	200,437	200,445	200,453	200,459	200,464	200,468	200,473	200,479	200,483	200,487	200,493	200,499
2014-15	200,504	200,508	200,514	1,200,549	1,200,596	1,200,637	1,200,686	1,200,738	1,200,794	1,200,851	1,200,915	1,200,988
2015-16	1,200,991	1,201,078	1,201,280	1,201,470	1,201,743	1,202,030	1,202,364	1,952,614	1,952,817	1,953,027	1,953,247	1,953,470
2016-17	1,953,690	1,953,919	1,954,149	1,962,782	1,963,168	1,963,497	1,863,886	1,864,276	1,864,710	1,765,147	1,765,612	1,766,092
2017-18	1,705,608	1,706,052	1,606,422	1,606,830	1,557,269	1,557,640	1,558,099	1,558,589	1,559,114	1,572,723	1,573,193	1,573,672
2018-19	1,574,154	1,574,689	1,581,377	1,581,963	1,582,576	1,583,132	1,595,294	1,595,925	1,596,565	1,597,188	1,597,831	1,612,105
2019-20	2,312,870	2,316,310	2,316,726	2,330,027	2,330,434	2,339,937	2,341,045	2,341,158	2,341,227	2,347,204	2,347,257	2,347,303

Interest Earned													
Years	September	October	November	December	January	February	March	April	May	June	July	August	Total
2010-11	55	36	29	24	21	12	11	5	3	3	2	3	205
2011-12	3	3	4	3	3	3	4	4	4	5	5	16	57
2012-13	38	32	29	26	17	14	18	17	12	9	9	7	229
2013-14	6	8	7	6	5	4	5	6	4	5	5	6	67
2014-15	5	4	5	36	47	41	49	52	56	57	64	73	489
2015-16	84	99	109	190	273	287	334	250	203	210	220	223	2,481
2016-17	220	229	231	8,632	387	328	389	390	434	437	466	480	12,623
2017-18	9,516	444	370	408	439	371	460	490	525	13,610	470	479	27,582
2018-19	482	536	6,689	585	613	556	12,162	631	640	620	643	14,273	38,430
2019-20	765	3,439	415	13,301	408	9,502	1,108	114	69	5,977	53	45	35,196

**Dickinson Independent School District
Investments by Government Pools
ACTIVITY FUND**

Monthly Cash Balance By Government Pool												
Pool	September	October	November	December	January	February	March	April	May	June	July	August
Texas Class	0	0	0	0	0	0	0	0	0	0	0	0
TexPool	90,102	90,248	90,373	90,497	90,620	90,734	90,812	90,846	90,866	90,882	90,899	90,912
Total	90,102	90,248	90,373	90,497	90,620	90,734	90,812	90,846	90,866	90,882	90,899	90,912

Monthly Interest Earned by Government Pool													
Years	September	October	November	December	January	February	March	April	May	June	July	August	Total
Texas Class	0	0	0	0	0	0	0	0	0	0	0	0	0
TexPool	160	146	124	125	122	115	77	34	21	16	16	14	970
Total	160	146	124	125	122	115	77	34	21	16	16	14	

**Dickinson Independent School District
Investments by Pools
ACTIVITY FUND**

Cash Balance												
Years	September	October	November	December	January	February	March	April	May	June	July	August
2010-11	96,287	96,304	96,319	96,333	96,346	96,357	96,369	96,378	95,570	95,576	95,581	95,588
2011-12	95,595	95,602	95,611	95,617	95,624	95,631	95,641	95,649	95,659	95,670	85,681	85,690
2012-13	85,702	85,714	85,725	85,736	85,743	85,749	85,756	85,764	85,769	85,773	85,777	85,780
2013-14	85,783	85,786	85,790	65,792	85,794	85,796	85,798	85,801	85,803	85,804	85,807	85,809
2014-15	85,812	85,814	85,816	85,819	85,822	85,825	85,828	85,832	85,836	85,840	85,845	85,845
2015-16	85,850	85,857	85,871	85,884	85,904	85,925	85,948	85,972	85,997	86,023	86,050	86,077
2016-17	86,104	86,132	86,160	86,194	86,233	86,270	86,316	86,366	86,423	86,485	86,556	86,630
2017-18	86,702	86,778	86,853	86,940	87,036	87,125	87,238	87,357	87,485	87,615	87,756	87,899
2018-19	88,043	88,203	88,363	88,535	88,714	88,877	89,060	89,238	89,418	89,595	89,777	89,942
2019-20	90,102	90,248	90,373	90,497	90,620	90,734	90,812	90,846	90,866	90,882	90,899	90,912

Interest Earned													
Years	September	October	November	December	January	February	March	April	May	June	July	August	Total
2010-11	17	17	15	14	13	11	12	9	7	6	5	7	133
2011-12	7	7	8	7	7	7	9	9	10	11	10	10	102
2012-13	11	12	11	11	7	6	8	7	5	4	4	3	89
2013-14	3	4	3	3	2	2	2	3	2	2	2	3	31
2014-15	2	2	2	3	3	3	4	4	4	4	5	5	41
2015-16	6	7	8	14	20	21	24	24	25	26	27	27	229
2016-17	27	28	28	33	39	37	46	50	56	63	71	73	551
2017-18	72	76	75	87	96	90	112	119	127	130	141	143	1,268
2018-19	144	160	160	172	180	163	182	178	180	175	182	166	2,042
2019-20	160	146	124	125	122	115	77	34	21	16	16	14	970

**Dickinson Independent School District
Investments by Government Pools
FOOD NUTRITION SERVICES FUND**

Monthly Cash Balance By Government Pool												
Pool	September	October	November	December	January	February	March	April	May	June	July	August
Texas Class	1,041,607	1,043,455	1,045,118	1,247,057	1,249,021	1,250,775	1,252,330	1,253,459	1,254,263	1,254,590	1,055,276	855,525
TexPool	0	0	0	0	0	0	0	0	0	0	0	0
Total	1,041,607	1,043,455	1,045,118	1,247,057	1,249,021	1,250,775	1,252,330	1,253,459	1,254,263	1,254,590	1,055,276	855,525

Monthly Interest Earned by Government Pool													
Years	September	October	November	December	January	February	March	April	May	June	July	August	Total
Texas Class	2,172	1,848	1,663	1,939	1,964	1,754	5,273	1,129	804	607	406	248	19,807
TexPool	0	0	0	0	0	0	0	0	0	0	0	0	0
Total	2,172	1,848	1,663	1,939	1,964	1,754	5,273	1,129	804	607	406	248	

**Dickinson Independent School District
Investments by Pools
FOOD NUTRITION SERVICES FUND**

Cash Balance												
Years	September	October	November	December	January	February	March	April	May	June	July	August
2010-11	1,275,863	1,276,124	787,216	787,347	787,470	787,567	787,672	787,761	787,839	787,911	787,977	788,048
2011-12	788,120	788,191	788,271	1,288,430	1,288,611	1,288,806	1,289,023	1,289,238	2,224,516	2,224,948	2,225,364	2,070,758
2012-13	1,841,100	1,661,395	1,661,644	1,661,913	1,662,139	1,662,327	1,662,544	1,662,744	1,662,935	1,663,111	2,163,318	2,163,483
2013-14	2,083,626	1,973,767	1,973,903	2,124,052	2,124,197	2,124,338	2,673,503	2,602,685	2,392,863	2,547,028	2,693,246	1,328,435
2014-15	746,337	771,382	551,429	551,474	951,551	951,628	1,251,753	1,386,905	1,187,050	1,187,191	1,187,349	1,137,323
2015-16	1,137,705	1,142,884	1,043,098	3,843,851	3,845,221	845,547	1,346,003	1,196,575	1,197,176	325,776	325,952	326,145
2016-17	276,331	401,525	51,631	51,669	451,840	227,086	330,426	527,854	528,340	928,970	929,901	805,797
2017-18	496,433	396,891	747,489	748,379	749,366	750,297	751,412	1,278,277	1,080,225	1,082,143	1,084,194	1,036,252
2018-19	963,099	965,016	966,941	969,000	971,162	973,126	975,286	1,577,952	1,381,060	1,383,906	1,386,745	1,389,434
2019-20	1,041,607	1,043,455	1,045,118	1,247,057	1,249,021	1,250,775	1,252,330	1,253,459	1,254,263	1,254,590	1,055,276	855,525

Interest Earned													
Years	September	October	November	December	January	February	March	April	May	June	July	August	Total
2010-11	276	261	191	131	123	96	106	89	78	72	65	71	1,561
2011-12	72	71	80	158	181	195	217	215	278	432	415	394	2,708
2012-13	343	295	248	270	226	188	216	201	191	176	207	166	2,726
2013-14	143	141	136	149	145	141	165	183	177	173	210	133	1,896
2014-15	66	45	47	45	78	77	125	152	145	141	158	175	1,254
2015-16	182	180	213	753	1,370	325	457	571	601	483	177	193	5,504
2016-17	186	193	106	39	171	246	281	487	487	629	931	896	4,652
2017-18	635	458	598	891	987	930	1,115	1,865	1,948	1,917	2,051	2,058	15,453
2018-19	1,847	1,918	1,925	10,885	2,162	1,964	2,161	8,952	3,108	2,846	2,839	2,689	43,296
2019-20	2,172	1,848	1,663	1,939	1,964	1,754	5,273	1,129	804	607	406	248	19,807

**Dickinson Independent School District
Investments by Government Pools
BOND FUND - 2014**

Monthly Cash Balance By Government Pool												
Pool	September	October	November	December	January	February	March	April	May	June	July	August
Texas Class	0	0	0	0	0	0	0	0	0	0	0	0
Texas TERM	0	0	0	0	0	0	0	0	0	0	0	0
Total	0	0	0	0	0	0	0	0	0	0	0	0

Monthly Interest Earned by Government Pool													
Years	September	October	November	December	January	February	March	April	May	June	July	August	Total
Texas Class	0	0	0	0	0	0	0	0	0	0	0	0	0
Texas TERM	0	0	0	0	0	0	0	0	0	0	0	0	0
Total	0	0	0	0	0	0	0	0	0	0	0	0	0

**Dickinson Independent School District
Investments by Pools
BOND FUND - 2014**

Cash Balance												
Years	September	October	November	December	January	February	March	April	May	June	July	August
2013-14	0	0	0	0	0	0	0	0	0	0	0	55,157,846
2014-15	54,556,522	54,202,172	53,951,684	53,960,613	53,243,966	53,110,746	51,596,352	54,563,331	50,062,707	50,057,253	47,142,128	49,148,085
2015-16	39,092,870	36,921,400	34,967,702	32,993,533	31,513,893	29,873,237	27,561,354	25,234,953	25,556,824	21,766,101	18,579,686	15,846,098
2016-17	13,547,913	13,447,723	12,731,542	12,269,278	11,548,688	9,740,364	8,168,499	6,571,964	6,474,638	2,146,774	2,146,893	1,078,031
2017-18	349,023	321,689	0	0	0	0	0	0	0	0	0	0
2018-19	0	0	0	0	0	0	0	0	0	0	0	0
2019-20	0	0	0	0	0	0	0	0	0	0	0	0

Interest Earned													
Years	September	October	November	December	January	February	March	April	May	June	July	August	Total
2013-14	0	0	0	0	0	0	0	0	0	0	0	1,609	1,609
2014-15	1,239	254	226	8,929	3,354	3,397	504	410	3,764	15,622	121	10,032	47,852
2015-16	28,950	13,265	8,862	13,161	5,710	10,809	10,881	9,521	24,455	1,506	2,776	1,420	131,316
2016-17	27,101	8,468	10,082	3,829	4,887	9,213	5,855	8,287	5,871	14,082	119	6,137	103,931
2017-18	770	293	257	0	0	0	0	0	0	0	0	0	1,320
2018-19	0	0	0	0	0	0	0	0	0	0	0	0	0
2019-20	0	0	0	0	0	0	0	0	0	0	0	0	0

* August 12, 2014 received \$56,000,000 from bond sale

**Dickinson Independent School District
Investments by Government Pools
BOND FUND - 2016**

Monthly Cash Balance By Government Pool												
Pool	September	October	November	December	January	February	March	April	May	June	July	August
Texas TERM	4,494,856	4,145,211	4,133,433	4,078,568	3,363,119	3,359,014	3,019,438	2,684,254	2,693,009	1,450,129	1,042,072	851,451
Total	4,494,856	4,145,211	4,133,433	4,078,568	3,363,119	3,359,014	3,019,438	2,684,254	2,693,009	1,450,129	1,042,072	851,451

Monthly Interest Earned by Government Pool													
Years	September	October	November	December	January	February	March	April	May	June	July	August	Total
Texas TERM	4,137	11,881	3,223	134	14,646	5,894	1,316	641	8,754	288	190	119	51,223
Total	4,137	11,881	3,223	134	14,646	5,894	1,316	641	8,754	288	190	119	

**Dickinson Independent School District
Investments by Pools
BOND FUND - 2016**

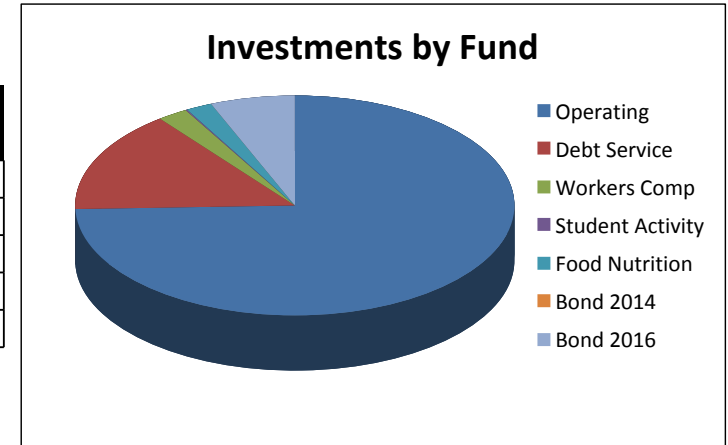
Cash Balance												
Years	September	October	November	December	January	February	March	April	May	June	July	August
2016-17	0	0	67,522,578	67,522,587	67,512,595	67,509,245	67,484,525	67,434,818	67,493,088	65,051,672	65,313,933	62,504,160
2017-18	58,917,863	54,550,766	54,437,999	48,013,391	44,261,894	41,238,430	41,248,139	35,082,261	29,429,471	26,309,518	25,287,776	22,465,123
2018-19	20,129,546	19,249,604	18,168,049	16,809,290	16,833,815	14,357,862	13,293,024	12,161,835	10,190,311	6,457,747	5,556,842	4,494,856
2019-20	4,494,856	4,145,211	4,133,433	4,078,568	3,363,119	3,359,014	3,019,438	2,684,254	2,693,009	1,450,129	1,042,072	851,451

Interest Earned													
Years	September	October	November	December	January	February	March	April	May	June	July	August	Total
2016-17	0	0	0	9	8	6,650	280	293	63,749	1,122	387,260	8,602	467,973
2017-18	4,938	21,660	2,234	71,006	45,568	33,026	38,104	288,040	29,982	21,194	38,941	34,892	629,585
2018-19	37,800	43,049	71,335	58,322	58,990	30,539	31,859	26,476	58,421	14,675	29,095	8,400	468,961
2019-20	4,137	11,881	3,223	134	14,646	5,894	1,316	641	8,754	288	190	119	51,223

* November 1, 2016 received \$70,000,000 from bond sale

Dickinson Independent School District Investments by Fund/Cash Balance by Government Pools

Fiscal Year Investments By Fund for 5 Years							
Year	Operating	Debt Service	Workers Comp	Student Activity	Food Nutrition	Bond 2014	Bond 2016
2014-2015	\$33,206,830	\$6,271,565	\$1,200,988	\$85,845	\$1,137,323	\$49,148,085	\$0
2015-2016	\$39,347,700	\$451,144	\$1,953,470	\$86,077	\$326,145	\$15,846,098	\$0
2016-2017	\$43,780,279	\$10,504,567	\$1,766,092	\$86,630	\$805,797	\$1,078,031	\$62,504,160
2017-2018	\$47,798,402	\$12,031,994	\$1,573,672	\$87,899	\$1,036,252	\$0	\$22,465,123
2018-2019	\$53,705,255	\$10,814,880	\$1,612,105	\$89,942	\$1,389,434	\$0	\$4,494,856

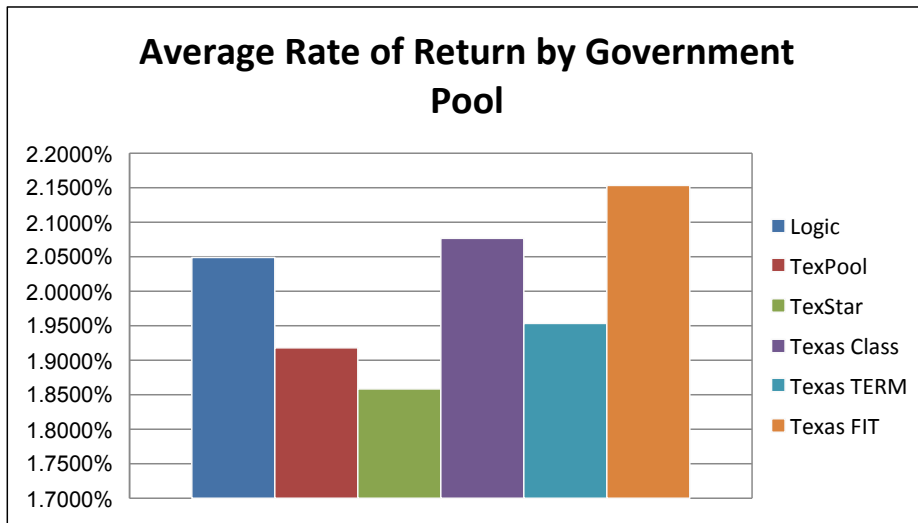


Monthly Cash Balance by Government Pool												
Pool	September	October	November	December	January	February	March	April	May	June	July	August
Logic	4,259,522	4,266,966	4,273,429	4,280,025	4,286,560	4,292,560	4,297,759	4,301,489	4,304,454	4,306,669	4,308,206	4,309,360
Texas Class	10,588,005	9,602,400	5,374,137	9,584,496	31,531,309	25,964,186	20,782,498	18,553,709	8,952,912	9,357,064	1,942,861	1,743,349
TexPool	10,701,702	10,702,354	10,771,514	13,286,727	13,300,609	15,811,002	15,811,338	15,831,300	15,831,389	15,843,321	15,859,404	15,886,732
TexStar	297,741	298,209	298,606	299,003	299,396	299,768	300,012	300,122	300,184	300,233	300,284	300,326
Texas TERM	62,101,814	61,855,842	58,458,080	56,601,151	53,328,758	53,435,570	53,142,994	52,848,071	52,893,677	51,660,810	48,253,055	46,207,505
Texas FIT	2,007,367	2,011,017	3,139,679	5,185,232	7,781,672	7,792,881	7,802,474	7,810,018	7,816,099	4,819,651	4,821,593	4,823,377
Total	87,948,784	86,725,771	79,175,766	84,051,402	102,746,632	99,803,086	94,334,601	91,834,691	82,282,616	81,468,097	70,663,810	73,270,649

**Dickinson Independent School District
Interest Earned (Unaudited)/Investment Rate of Return
Fiscal Year 2019-2020**

Earned Fiscal Year Interest - Government Pools		
Fund	Amount	Yield Rate
Operating Fund	\$1,312,899	Variable
Debt Service	\$169,046	Variable
Workers Compensation	\$35,196	Variable
Student Activity	\$970	Variable
Food & Nutrition Services	\$19,807	Variable
2014 Bonds	\$0	Variable
2016 Bonds	\$51,223	Variable
Total	\$1,589,141	Average 2.0014%

Average Monthly Rate of Return - Government Pools						
Month	Logic	TexPool	TexStar	Texas Class	Texas TERM	Texas FIT
September	2.2461%	2.1650%	2.1065%	2.2000%	2.1500%	2.3200%
October	2.0578%	1.9115%	1.8510%	2.0900%	1.9700%	2.1400%
November	1.8429%	1.6774%	1.6177%	1.9400%	1.7400%	2.0000%
December	1.8173%	1.6226%	1.5643%	1.8800%	1.6600%	1.9700%
January	1.7978%	1.5925%	1.5514%	1.8600%	1.6100%	1.8900%
February	1.7619%	1.5908%	1.5641%	1.7700%	1.5800%	1.6800%
March	1.4260%	0.3400%	0.9570%	1.4700%	1.2000%	1.4400%
April	0.5620%	0.4552%	0.4447%	1.1000%	0.8300%	1.1800%
May	0.8116%	0.2685%	0.2444%	0.7600%	0.4100%	0.9100%
June	0.6260%	0.2165%	0.1974%	0.5900%	0.2400%	0.4900%
July	0.4203%	0.2082%	0.2003%	0.4500%	0.2200%	0.2800%
August	0.3154%	0.2082%	0.1645%	0.3200%	0.1600%	0.2600%
Average	2.0489%	1.9180%	1.8584%	2.0767%	1.9533%	2.1533%



DICKINSON INDEPENDENT SCHOOL DISTRICT

BOARD AGENDA DOCUMENT

Meeting Date: October 5, 2020

Item Title: Bilingual Education Exception/ESL Waivers Application

Agenda Item: Lee Courville

Background Information:

Districts are required to identify and serve English Language Learners (ELLs) through bilingual education or English as a second language (ESL) programs. A district that does not have the appropriately certified teachers to serve ELLs in accordance with Texas Administrative Code (TAC) §89.1205 must apply to TEA for a bilingual exception and/or ESL waiver. This application must be made each year there is a need for an exception and/or waiver.

Recommendation:

The Superintendent and Deputy Superintendent for Educational Services recommend approval of the Bilingual Education Exception.

Action Item: Yes No

Motion made by _____ **seconded by** _____ **vote** _____

Bilingual Education Exception / ESL Waiver Application 2020-2021

NOTE: GREY FIELDS ARE AUTOMATICALLY FILLED FROM YOUR ENTRIES IN EACH WORKSHEET.
MANUALLY ENTER CORRECTIONS AS NEEDED. IF AN ITEM IS NOT APPLICABLE, LEAVE THE ITEM BLANK.

CDN (AskTed) Enter with NO dash.	District	ESC Region	Superintendent		Application for	Assurances Verified
			(Format: Salutation, Firstname, Lastname)	Email		
084901	Dickinson ISD	04	Carla Voelkel	cvoelkel@dickinsonisd.org	Both	Yes

ELs (District Wide)	Bilingual/ESL Contact		
	(Format: Salutation, Firstname, Lastname)	Email	Phone (Format: (Area) 999 - 9999 x99999)
1958	Mrs. Lisa Herrera	lherrera@dickinsonisd.org	281-229-6037

Skip if not applying for a Bilingual Exception.	Report a District-wide Number				Teachers needed to instruct ELs under a Bilingual Education Exception (Spanish and other languages)
	Bilingual Certified (all personnel) employed in the district	Bilingual Certified Teachers Currently Teaching in a Bilingual Program	Teachers needed to instruct ELs under a bilingual education exception (Spanish)	Teachers needed to instruct ELs under a bilingual education exception (languages other than Spanish)	
	62	45	49	0	49

Skip if not applying for an ESL Waiver	Report a District-wide Number		
	ESL Certified Teachers (all grade levels) employed in the district	ESL Certified Teachers (all grade levels) currently instructing in an ESL Program	Teachers needed to Instruct ELs under an ESL Waiver
	335	143	44

Skip this sheet if not applying for a Bilingual Exception.			Dickinson ISD (084901)																	
CDC Number (askTED) Enter with NO dashes.	Campus	Language of Exception (For Spanish, full word must be entered.)	Kinder			Grade 2			Grade 3			Grade 4			Grade 5			Grade 6		
			Number under Exception			Number under Exception			Number under Exception			Number under Exception			Number under Exception			Number under Exception		
			Students	Classrooms	Teachers	Students	Classrooms	Teachers	Students	Classrooms	Teachers	Students	Classrooms	Teachers	Students	Classrooms	Teachers	Students	Classrooms	Teachers
084901107	Bay Colony Elementary	Spanish				28	2	1				31	2	1						
084901101	Kenneth E. Little Elementary	Spanish	17	1	1	47	2	1												
084901108	San Leon Elementary	Spanish				35	2	1	53	3	1	88	4	2						
084901105	Silbernagel Elementary	Spanish							33	2	1	39	2	1						
084901043	Barber Middle School	Spanish													30	4	3	48	4	3
084901042	Dunbar Middle School	Spanish													91	18	17	81	18	16

Skip this sheet if not applying for an ESL Waiver			Dickinson ISD (084901)	
CDC Number (askTED)	Campus Name	Number of Teachers	Grade Level	Expected ESL Certification Assessment Date
084901107	Bay Colony Elementary	1	1	3/15/2020
084901106	Hughes Road Elementary	1	1	3/15/2020
084901106	Hughes Road Elementary	1	2	3/15/2020
084901106	Hughes Road Elementary	1	3	3/15/2020
084901106	Hughes Road Elementary	1	4	3/15/2020
084901101	Kenneth E. Little Elementary	2	3	3/15/2020
084901101	Kenneth E. Little Elementary	1	4	3/15/2020
084901102	Lobit Elementary	1	4	3/15/2020
084901105	Silbernagel Elementary	1	Kinder	3/15/2020
084901105	Silbernagel Elementary	1	4	3/15/2020
084901043	John and Shamarion Barber Middle School	1	5	3/15/2020
084901043	John and Shamarion Barber Middle School	1	6	3/15/2020
084901042	Dunbar Middle School	2	5	3/15/2020
084901042	Dunbar Middle School	1	6	3/15/2020
084901044	Elva C. Lobit Middle School	3	5	3/15/2020
084901044	Elva C. Lobit Middle School	2	6	3/15/2020
084901051	Eugene 'Gene' Junior High School	2	7	3/15/2020
084901051	Eugene 'Gene' Junior High School	2	8	3/15/2020
084901041	R. D. McAdams Junior High School	4	7	3/15/2020
084901041	R. D. McAdams Junior High School	4	8	3/15/2020
084901001	Dickinson High School	3	9	3/15/2020
084901001	Dickinson High School	3	10	3/15/2020
084901001	Dickinson High School	2	11	3/15/2020
084901001	Dickinson High School	3	12	3/15/2020

I verify that this application has been reviewed and approved by the Superintendent of the submitting Local Education Agency (LEA) and that the following actions have been taken.

Yes

1. The district has taken all reasonable affirmative steps to secure teachers with teaching certificates appropriate for bilingual education and/or ESL instruction and has failed.
2. The district has affirmative hiring policies and procedures consistent with the need to serve English learners.
3. The district has not unjustifiably denied employment to a teacher having a teaching certificate appropriate for bilingual and/or ESL instruction or emergency credentials within the past 12 months.
4. Certified teachers available in the school district will be assigned to grade levels beginning in prekindergarten followed successively by subsequent grade levels in the elementary school campus and, if needed,
5. The school district shall implement a comprehensive professional development plan that:
 - is ongoing and targets the development of the knowledge, skills, and competencies needed to serve the needs of English learners;
 - includes the non-certified teachers that are assigned to implement the proposed alternative program; and
 - may include additional teachers who work with English learners.
6. A minimum of 10% of the bilingual education allotment shall be used to fund the comprehensive professional development plan.
7. All documents supporting this application shall be maintained at the LEA and made available to the Texas Education Agency (TEA) upon request and shall satisfy the additional reporting requirements in §89.1265 (c).

Documents shall include:

 - a description of the proposed alternative instructional program designed to meet the affective, linguistic, and cognitive needs of English learners;
 - a copy of the school district's comprehensive professional development plan designed to support this application;
 - a copy of the bilingual allotment budget documenting that a minimum of 10% of the funds shall be used to fund the comprehensive professional development plan designed to support this application; and
 - a description of the actions taken to recruit an adequate number of certified teachers.

ALTERNATIVE LANGUAGE PROGRAM AND RECRUITING ACTIVITIES FOR SCHOOL YEAR 2020-2021

Please save a copy of this form prior to submission with the Local Education Agency (LEA)'s completed application. Do not attach any other local documents when submitting this form. Maintain all other supporting documentation at the LEA level.

ALTERNATIVE LANGUAGE PROGRAM PEIMS CODES

Alternative Language Program PEIMS Codes can only be utilized if an LEA has submitted a bilingual education exception and/or an ESL waiver and must be used in combination with the appropriate Parent Permission Codes as described below. The [Code Guide](#) for Bilingual and ESL Program Association provides further details on how to appropriately use these codes for participating students.

- If the parent of an English learner approves placement of the student in the bilingual education program but the LEA is under a **bilingual education exception**, the student's Parental Permission Code is E, the Alternative Language Program Code is 01, and the Bilingual Education and ESL Program Codes are 0.
- If the parent of an English learner approves placement of the student in the ESL program but the LEA is under an **ESL waiver**, the student's Parental Permission Code is J, the Alternative Language Program Code is 02, and the Bilingual and ESL Program Codes are 0.

SECTION 1.

Complete this section if applying for a Bilingual Education Exception.

BILINGUAL EDUCATION EXCEPTION - ALTERNATIVE LANGUAGE PROGRAM

What is an Alternative Language Program?

When a Local Education Agency (LEA) does not have the appropriately certified teachers to fulfill the requirements of the LEA's required bilingual education program [TAC 89.1205(a); 89.1210(c)], the LEA must provide an alternative language program as described in the LEA's bilingual education exception application documentation. The alternative language program to a bilingual education program may consist of one or more of the following:

- **ESL Content Based Program Model [TAC 89.1210(d)(1)]** – English learners receive all of their content instruction in English language arts and reading (ELAR), mathematics, science, and social studies by teachers who hold a valid classroom teaching certification appropriate for grade level and subject area as well as an ESL certificate.
- **ESL Pull-Out Program Model [TAC 89.1210(d)(2)]** – English learners receive their English language arts and reading (ELAR) instruction by a teacher(s) who hold(s) a valid classroom teaching certificate appropriate for grade level and English Language Arts and Reading (ELAR) as well as an ESL certificate.
- **Content-Based Sheltered Instruction** – English learners receive all of their content instruction in English language arts and reading (ELAR), mathematics, science, and social studies by a teacher(s) who is/are sheltered instruction trained.
- **Sheltered English** – English learners receive their English language arts and reading (ELAR) instruction by a teacher(s) who is/are sheltered instruction trained.
- **Other** – In addition to one or more of the above program features, English learners receive additional primary language support from other educators, including paraprofessionals.

ALTERNATIVE LANGUAGE PROGRAM DESCRIPTION

Based on one or more of the program features described above, provide a brief description on how the proposed alternative language program to the **bilingual education program** will meet the affective, linguistic, and cognitive needs of English learners. Be sure to describe how the program may differ across campuses or grade levels.

SECTION 2.

Complete this section if applying for an English as a Second Language (ESL) Waiver.

ESL WAIVER - ALTERNATIVE LANGUAGE PROGRAM

What is an Alternative Language Program?

When a Local Education Agency (LEA) does not have the appropriately certified teachers to fulfill the requirements of the LEA's required English as a second language (ESL) program [TAC 89.1205(c); 89.1210(d)], the LEA must provide an alternative language program as described in the LEA's ESL waiver application documentation. The alternative language program to an ESL program may consist of one or more of the following:

- **Content-Based Sheltered Instruction** – English learners receive all of their content instruction in English language arts and reading (ELAR), mathematics, science, and social studies by a teacher(s) who is/are sheltered instruction trained.
- **Sheltered English** – English learners receive their English language arts and reading (ELAR) instruction by a teacher(s) who is/are sheltered instruction trained.
- **Other** – In addition to one or more of the above program features, English learners receive additional English language development (ELD) support from other educators, including paraprofessionals.

ALTERNATIVE LANGUAGE PROGRAM

Based on one or more of the program features described above, provide a brief description on how the proposed alternative language program to the **ESL program** will meet the affective, linguistic, and cognitive needs of English learners. Be sure to describe how the program may differ across campuses or grade levels.

SECTION 3.

Complete this section if applying for a Bilingual Education Exception, English as a Second Language (ESL) Waiver, or both.

TARGETED RECRUITING ACTIVITIES PLANNED FOR SCHOOL YEAR 2020-2021 – NARRATIVE RESPONSE

Provide a brief description of recruiting activities that target linguistically and culturally diverse teachers prepared to serve the needs of the state’s English learners. Include dates and locations, if possible.

SECTION 4.

Comply with the following reporting requirements by maintaining supporting documentation as described in this section when applying for a Bilingual Education Exception, English as a Second Language (ESL) Waiver, or both.

PROGRAM EVALUATION

Include the following in the annual LEA report on educational performance of the bilingual and/or ESL program, as described in TAC 89.1265(c).

- the number of teachers for whom an exception or waiver was/is being filed;
- the number of teachers for whom an exception or waiver was filed in the previous year who successfully obtained certification; and
- the frequency and scope of a [comprehensive professional development plan](#), implemented as required under TAC 89.1207, and results of such plan if an exception and/or waiver was filed in the previous school year.

DICKINSON INDEPENDENT SCHOOL DISTRICT
BOARD AGENDA DOCUMENT

Meeting Date: October 5, 2020
Item Title: Investment Strategy for 2020-2021 Fiscal Year
Agenda Item: Ryan Boone/Kelly Logsdon

Background Information:

Attached is the investment strategy for the fiscal year 2020-2021. The District’s strategy is the same as the 2019-2020 fiscal year.

Recommendation:

The Superintendent, Deputy Superintendent for Business and Operations and Executive Director of Business Services recommend adoption of the investment strategy for the fiscal year 2020-2021 as presented.

Action Item: X Yes No

Motion made by _____ **seconded by** _____ **vote** _____

INVESTMENT STRATEGY FOR 2020-2021 FISCAL YEAR

All investments of the District will comply with the Public Funds Investment Act and all federal, state and local statutes, rules or regulations. Investments will be made in accordance with written policies approved by the Board. Funds will be invested with emphasis on safety, liquidity and diversity.

Unless advised by the District's financial advisor to invest in a higher yielding vehicle, the strategy for the 2019-2020 fiscal year will be to continue to invest funds in Texpool, TexStar, MBIA Texas Class, Reliance Trust, Logic, TexTerm, Texas FIT and government agency pools with positioning of funds based on yield and other services of the particular pool. Due to the declining yields in the investment pools, the District will review other investment vehicles, including money market funds, accounts offered by Texas First Bank taking into consideration the yield, safety and liquidity.

The portfolio of all pools is made up of repurchase agreements and government agencies. The liquidity is excellent with funds available on a daily basis. Each pool is an AAAM (highest rating available) rated money market fund.

Current and potential 2020-2021 funds will be deposited in an investment that will maximize yield and preserve safety of principal upon recommendation of the District's financial advisor.

The flexibility to diversify the District's portfolio between the public investment pools does remain, however, the strategy to invest in obligations of , or those guaranteed by governmental entities needs to remain a viable option.

DICKINSON INDEPENDENT SCHOOL DISTRICT
BOARD AGENDA DOCUMENT

Meeting Date: October 5, 2020
Item Title: Investment Policy-Board Policy CDA (LOCAL)
Agenda Item: Ryan Boone/Kelly Logsdon

Background Information:

Legal Policy CDA requires that investment policy CDA (LOCAL) be reviewed and revisions noted and approved by the Board on an annual basis. The policy as attached is the same policy earlier adopted by the Board. No changes are recommended at this time.

Recommendation:

The Superintendent, Deputy Superintendent for Business and Operations and Executive Director of Business Services recommend approval of the Investment Policy CDA (LOCAL).

Action Item: x Yes No

Motion made by _____ **seconded by** _____ **vote** _____

Investment Authority

The Superintendent or other person designated by Board resolution shall serve as the investment officer of the District and shall invest District funds as directed by the Board and in accordance with the District's written investment policy and generally accepted accounting procedures. All investment transactions except investment pool funds and mutual funds shall be settled on a delivery versus payment basis.

**Approved
Investment
Instruments**

From those investments authorized by law and described further in CDA(LEGAL) under Authorized Investments, the Board shall permit investment of District funds, including bond proceeds and pledged revenue to the extent allowed by law, in only the following investment types, consistent with the strategies and maturities defined in this policy:

1. Obligations of, or guaranteed by, governmental entities as permitted by Government Code 2256.009.
2. Certificates of deposit and share certificates as permitted by Government Code 2256.010.
3. Fully collateralized repurchase agreements permitted by Government Code 2256.011.
4. A securities lending program as permitted by Government Code 2256.0115.
5. Banker's acceptances as permitted by Government Code 2256.012.
6. Commercial paper as permitted by Government Code 2256.013.
7. No-load mutual funds, except for bond proceeds, and no-load money market mutual funds, as permitted by Government Code 2256.014.
8. A guaranteed investment contract as an investment vehicle for bond proceeds, provided it meets the criteria and eligibility requirements established by Government Code 2256.015.
9. Public funds investment pools as permitted by Government Code 2256.016.

Safety

The primary goal of the investment program is to ensure safety of principal, to maintain liquidity, and to maximize financial returns within current market conditions in accordance with this policy. Investments shall be made in a manner that ensures the preservation of capital in the overall portfolio, and offsets during a 12-month period any market price losses resulting from interest-rate fluctua-

tions by income received from the balance of the portfolio. No individual investment transaction shall be undertaken that jeopardizes the total capital position of the overall portfolio.

**Investment
Management**

In accordance with Government Code 2256.005(b)(3), the quality and capability of investment management for District funds shall be in accordance with the standard of care, investment training, and other requirements set forth in Government Code Chapter 2256.

**Liquidity and
Maturity**

Any internally created pool fund group of the District shall have a maximum dollar weighted maturity of 180 days. The maximum allowable stated maturity of any other individual investment owned by the District shall not exceed one year from the time of purchase. The Board may specifically authorize a longer maturity for a given investment, within legal limits.

The District's investment portfolio shall have sufficient liquidity to meet anticipated cash flow requirements.

Diversity

The investment portfolio shall be diversified in terms of investment instruments, maturity scheduling, and financial institutions to reduce risk of loss resulting from overconcentration of assets in a specific class of investments, specific maturity, or specific issuer.

**Monitoring Market
Prices**

The investment officer shall monitor the investment portfolio and shall keep the Board informed of significant changes in the market value of the District's investment portfolio. Information sources may include financial/investment publications and electronic media, available software for tracking investments, depository banks, commercial or investment banks, financial advisers, and representatives/advisers of investment pools or money market funds. Monitoring shall be done monthly or more often as economic conditions warrant by using appropriate reports, indices, or benchmarks for the type of investment.

**Monitoring Rating
Changes**

In accordance with Government Code 2256.005(b), the investment officer shall develop a procedure to monitor changes in investment ratings and to liquidate investments that do not maintain satisfactory ratings.

Funds/Strategies

Investments of the following fund categories shall be consistent with this policy and in accordance with the applicable strategy defined below. All strategies described below for the investment of a particular fund should be based on an understanding of the suitability of an investment to the financial requirements of the District and consider preservation and safety of principal, liquidity, marketability of an investment if the need arises to liquidate before maturity, diversification of the investment portfolio, and yield.

OTHER REVENUES
INVESTMENTS

CDA
(LOCAL)

Operating Funds	Investment strategies for operating funds (including any commingled pools containing operating funds) shall have as their primary objectives preservation and safety of principal, investment liquidity, and maturity sufficient to meet anticipated cash flow requirements.
Custodial Funds	Investment strategies for custodial funds shall have as their primary objectives preservation and safety of principal, investment liquidity, and maturity sufficient to meet anticipated cash flow requirements.
Debt Service Funds	Investment strategies for debt service funds shall have as their primary objective sufficient investment liquidity to timely meet debt service payment obligations in accordance with provisions in the bond documents. Maturities longer than one year are authorized provided legal limits are not exceeded.
Capital Project Funds	Investment strategies for capital project funds shall have as their primary objective sufficient investment liquidity to timely meet capital project obligations. Maturities longer than one year are authorized provided legal limits are not exceeded.
Safekeeping and Custody	The District shall retain clearly marked receipts providing proof of the District's ownership. The District may delegate, however, to an investment pool the authority to hold legal title as custodian of investments purchased with District funds by the investment pool.
Sellers of Investments	<p>Prior to handling investments on behalf of the District, a broker/dealer or a qualified representative of a business organization must submit required written documents in accordance with law. [See Sellers of Investments, CDA(LEGAL)]</p> <p>Representatives of brokers/dealers shall be registered with the Texas State Securities Board and must have membership in the Securities Investor Protection Corporation (SIPC) and be in good standing with the Financial Industry Regulatory Authority (FINRA).</p>
Soliciting Bids for CDs	In order to get the best return on its investments, the District may solicit bids for certificates of deposit in writing, by telephone, or electronically, or by a combination of these methods.
Interest Rate Risk	<p>To reduce exposure to changes in interest rates that could adversely affect the value of investments, the District shall use final and weighted-average-maturity limits and diversification.</p> <p>The District shall monitor interest rate risk using weighted average maturity and specific identification.</p>
Internal Controls	A system of internal controls shall be established and documented in writing and must include specific procedures designating who has authority to withdraw funds. Also, they shall be designed to

protect against losses of public funds arising from fraud, employee error, misrepresentation by third parties, unanticipated changes in financial markets, or imprudent actions by employees and officers of the District. Controls deemed most important shall include:

1. Separation of transaction authority from accounting and recordkeeping and electronic transfer of funds.
2. Avoidance of collusion.
3. Custodial safekeeping.
4. Clear delegation of authority.
5. Written confirmation of telephone transactions.
6. Documentation of dealer questionnaires, quotations and bids, evaluations, transactions, and rationale.
7. Avoidance of bearer-form securities.

These controls shall be reviewed by the District's independent auditing firm.

Annual Review

The Board shall review this investment policy and investment strategies not less than annually and shall document its review in writing, which shall include whether any changes were made to either the investment policy or investment strategies.

Annual Audit

In conjunction with the annual financial audit, the District shall perform a compliance audit of management controls on investments and adherence to the District's established investment policies.

DICKINSON INDEPENDENT SCHOOL DISTRICT

INVESTMENT POLICY AND STRATEGY REVIEW

The Board of Trustees hereby declares that an annual review of the Investment policy and Investment strategies has been conducted in accordance with Policy CDA Legal.

The Board notes that no policy revisions have been recommended or adopted for the 2021 fiscal year.

There are no revisions to the investment strategy revisions for the 2020-2021 fiscal year.

The signatures below certify the District's investment policy and strategy have been reviewed and approved by the Board of Trustees for the 2021 fiscal year.

David Swartz, President

Date

Veanna Veasey, Secretary

Date

Dickinson Independent School District

Recruiting Schedule for 2020-2021

<u>Date</u>	<u>School / Location</u>
28 October 2020	Sam Houston State University- Virtual
04 November 2020	University of Texas - Virtual
11 November 2020	Texas A&M Corpus Christi (TAMUCC) – Virtual
12 November 2020	Texas A&M University (TAMU) – Virtual
12 November 2020	University of Houston - Clear Lake (UHCL) – Virtual
17 November 2020	Lamar University – Virtual
25 March 2021	Baylor University – Virtual
30 March 2021	Texas State University – Virtual
TBA/Spring 2021	Lamar University - Beaumont
TBA/Spring 2021	Sam Houston State University- Huntsville
TBA/Spring 2021	Stephen F. Austin University – Nacogdoches
TBA/Spring 2021	Texas A&M University - College Station (TAMU)
TBA/Spring 2021	Texas A&M University – Corpus Christi (TAMUCC)
TBA/Spring 2021	Texas A&M University - Kingsville (TAMUK)
TBA/Spring 2021	Texas A&M University - Prairie View (PVAM)
TBA/Spring 2021	University of Houston - Clear Lake (UHCL)
TBA/Spring 2021	University of Texas – Austin
TBA/Spring 2021	University of Texas at San Antonio (UTSA)
TBA/2021	Gulf Coast Teacher Job Fair- Houston
TBA/2021	Houston Area Teacher Center (HATC) - Houston

DICKINSON INDEPENDENT SCHOOL DISTRICT
BOARD AGENDA DOCUMENT

Meeting Date: October 5, 2020

Item Title: Interlocal Agreement Between The City of League City (COLC) and Dickinson Independent School District (DISD) for the TEA Operation Connectivity Program

Agenda Item: Carla Voelkel

Background Information:

DISD participated in the Texas Education Agency Operation Connectivity Bulk Order Program to purchase eLearning and home internet solutions for students. Texas Education Agency is providing a matching grant for participating Operation Connectivity school districts and asking local entities to allocate a portion of their local CARES Act Coronavirus Relief Fund (CRF) funding; 20.5% of the students currently enrolled in DISD reside in COLC. DISD is requesting that COLC contribute \$35,452.95 of the COLC's CRF funding toward Operation Connectivity, an amount aligned to the percentage of COLC students enrolled in DISD.

Recommendation:

The Superintendent, Deputy Superintendent for Business and Operations, and Executive Director of Technology recommend approving the Interlocal Agreement Between The City of League City and DISD for the TEA Operation Connectivity Program.

Action Item: X Yes _____ No

Motion made by _____ **seconded by** _____ **vote** _____

**INTERLOCAL AGREEMENT BETWEEN THE CITY OF LEAGUE CITY AND
DICKINSON INDEPENDENT SCHOOL DISTRICT FOR THE TEXAS EDUCATION
AGENCY OPERATION CONNECTIVITY PROGRAM**

§
§
§

This Interlocal Agreement (the Agreement) is made and entered into by and between the City of League City (“COLC”), a Home Rule Municipality operating principally in Galveston County and Dickinson Independent School District (“DISD”), located in Galveston County, together known as “Parties.”

RECITALS

WHEREAS, DISD participated in the Texas Education Agency Operation Connectivity Bulk Order Program to purchase eLearning and home internet solutions for students; and

WHEREAS, Texas Education Agency (“TEA”) is providing a matching grant for participating Operation Connectivity school districts and asking local entities to allocate a portion of their local CARES Act Coronavirus Relief Fund (“CRF”) funding; and

WHEREAS, 20.5% of the students currently enrolled in DISD reside in COLC.

WHEREAS, DISD is requesting that COLC contribute \$35,452.95 of the COLC’s CRF funding toward Operation Connectivity, an amount aligned to the percentage of COLC students enrolled in DISD; and

NOW THEREFORE, that in consideration of the mutual covenants, agreements and benefits to all parties, the Parties agree as follows:

TERMS

1. Recitals. The above-listed recitals are true and hereby incorporated into this agreement.
2. Obligations of DISD. DISD use the monies provided under this Agreement for the purchasing of eLearning devices and home internet solutions under the TEA Operation Connectivity Program.
3. Obligations of COLC. COLC shall provide \$35,452.95 in CRF funding to DISD for participation in the TEA Operation Connectivity Program.
4. Term. This Agreement This Interlocal Agreement may be modified by mutual consent of DISD and COLC. This Agreement shall become effective upon signature by the authorized officials and will remain in effect until the application is processed by TEA and all application requirements for federal reporting are completed.

5. Immunity. It is expressly understood and agreed that, in the execution of this Agreement, the Parties do not waive any immunity or defense that would otherwise be available to it against claims arising in the exercise of governmental powers and functions.

6. Compliance with Law. The Parties shall observe and comply with all applicable federal, state, and local laws in their provision of services and performance of all obligations under this Agreement.

7. Venue. This Agreement has been executed in, and shall be construed and enforced in accordance with, the laws of the State of Texas. Venue shall be in Galveston County, Texas.

Executed this ____ day of _____, 2020.

THE CITY OF LEAGUE CITY

John Baumgartner, City Manager

Attest:

Diana Stapp, City Secretary

Approved as to Form:

Nghiem Doan, City Attorney

DICKINSON INDEPENDENT SCHOOL DISTRICT

Carla Voelkel, Superintendent

DISD BOARD OF TRUSTEES

David Swartz, President

**DICKINSON INDEPENDENT SCHOOL DISTRICT
BOARD AGENDA DOCUMENT**

Meeting Date: October 5, 2020

Item Title: Consent Agenda Items

Agenda Item: Carla Voelkel, Superintendent

Background Information:

The following items have been approved by review of the Board:

- Budget Amendments/Adjustments for September 17, 25, and October 1, 2020
- Donation to BMS STEM-Annie Stephens, Reward Realty
- Donation to DHS FFA- Annie Stephens, Reward Realty
- Donation to HRES- Annie Stephens, Reward Realty
- September 14, 2020 Minutes
- Approval of Proposals Received #20-09-1087 Pest Control Services

Recommendation:

The Superintendent recommends the Board's ratification of the above consent items.

Action Item: Yes No