Spring Valley CCSD #99 School Board Meeting

Wednesday, April 23, 2025 7:00 PM
John F. Kennedy School, Kennedy Center, 999 N Strong Ave, Spring Valley, Illinois 61362

1. **Call to Order & Roll Call**
2. **Pledge of Allegiance**
3. **Approval of Regular Meeting Agenda**
4. **CANVASS OF APRIL 1, 2025 ELECTION AND DECLARATION OF RESULTS**
5. **OATH OF OFFICE TO NEWLY ELECTED BOARD MEMBERS**
6. **SELECT PRESIDENT PRO TEM**
7. **SELECT SECRETARY PRO TEM**
8. **ADJOURN SINE DIE**
9. **ROLL CALL**
10. **APPROVAL OF RE-ORGANIZATION/REGULAR MEETING AGENDA**
11. **ELECTION OF PRESIDENT**
12. **ELECTION OF VICE-PRESIDENT**
13. **ELECTION OF SECRETARY**
14. **APPOINTMENT OF RECORDING SECRETARY**
15. **APPOINTMENT OF DISTRICT TREASURER**
16. **APPOINTEMENT OF FOUNDATION EX-OFFICIO**
17. **APPROVAL OF SUPERINTENDENT AS CHIEF INVESTMENT OFFICER**
18. **APPROVAL OF DEPOSITORIES AND INVESTORS OF DISTRICT FUNDS**
19. **SET DATES, TIMES AND LOCATIONS FOR REGULAR MEETINGS**
20. **APPROVAL OF PRIOR BOARD RULES, POLICIES AND PRACTICES**
21. **Intoduction/Recogntion of Special Guests**
22. **Public Comment, Correspondence, and Announcements**

23. Consent Agenda

23.A. **Approval of Regular Meeting Minutes from Previous Meeting**

23.B. **Approval of the Financial Reports**

23.C. **Approval of the Treasurer’s Report**

23.D. **Approval of District Bills**

24. Reports, Updates & Informational Items

24.A. **Cash Flow & Budget Watch**

24.B. **Kindergarten Update**

24.C. **Assistant Principal's Report**

24.D. **Principal's Report**

24.E. **Superintendent’s Report**

25. Action Items

26. Executive Session

27. Action Items Following Closed Session

27.A. **Approve the Board Agreements and Protocols**

28. Adjournment

SPRING VALLEY COMMUNITY CONSOLIDATED SCHOOL DISTRICT #99
REGULAR MEETING OF THE BOARD OF EDUCATION
KENNEDY LIBRARY, JOHN F. KENNEDY SCHOOL
999 NORTH STRONG AVENUE, SPRING VALLEY, IL 61362
WEDNESDAY, MARCH 19, 2025, 7:00 P.M.

MINUTES

1. **CALL TO ORDER & ROLL CALL** **7:00 pm**
   Board of Education Members Present-Ted Urbanski, Lindsay Ferrari, Tina Pienta, Jim Faletti, Lisa Ponce, Korby Kasperski and Nicky Olson-Left at 7:45 pm.

2. **PLEDGE OF ALLEGIANCE**

3. **APPROVAL OF REGULAR MEETING AGENDA**
   MOTION by Ponce seconded by Kasperski that the Board of Education approve the Regular Meeting Agenda.
   Roll Call: Ponce, Kasperski, Ferrari, Pienta, Faletti, Olson and Urbanski all voted aye. No nays. Motion carried.

4. **INTRODUCTION/RECOGNITION OF SPECIAL GUESTS** Chris Leonard was inducted into the Spring Valley Education Foundation Hall of Fame..

5. **PUBLIC COMMENT, CORRESPONDENCE, & ANNOUNCEMENTS**

6. **CONSENT AGENDA**
   6.1 Approval of Previous Meetings Minutes
   6.2 Approval of the Financial Reports
   6.3 Approval of the Treasurer's Report
   6.4 Approval of District Bills
   MOTION Pienta seconded by Ponce that the Board of Education approve the Consent Agenda.
   Roll Call: Pienta, Ponce, Ferrari, Faletti, Kasperski, Olson and Urbanski all voted aye. No nays. Motion carried.

7. **REPORTS, UPDATES & INFORMATIONAL ITEMS**
   7.1 **Cash Flow & Budget Watch –** Mr. Hermes gave a brief overview of Cash Flow & Budget Watch

   7.2 **1St Reading of Board Agreements and Protocols –**Let Mr. Hermes know of any changes or corrections that need to be made.

   7.3 **Assistant Principal's Report –** Ryan reviewed the handbook changes.

   7.4 **Principal's Report –** The 8th grade graduation parent committee is hosting a Dodgeball Night on 3/20. PAWS is hosting Ties & Tiara on 4/4. There will be a Meet & Greet for Julie DeFore on 5/6, a time needs to be set. We do not qualify for the Title III RFP grant. Leadership Committee met today. We will be concentrating on Math, pre-assessments, needs and difficulty mastering. Kindergarten round was on 3/18; 31 families attended. We have 42 students signed up so far.

   7.5 **Superintendent's Report** – The Locker Room is working on a banner for the 7th grade girls 2nd place state basketball finish. We need more parent participation for the 5 Essentials Survey. IASB presented a Service Award to Ted Urbanski.

8. ACTION ITEMS

8.1 Approve the Special Education Workload Plan for 2025-2026

MOTION by Kasperski seconded by Ponce that the Board of Education approve the Special Education Workload Plan for 2025-2026.
Roll Call Kasperski, Ponce, Ferrari, Pienta, Faletti, Olson and Urbanski all voted aye. No nays. Motion carried.

8.2 Approve the Handbook Changes for 2025-2026

MOTION by Pienta seconded by Olson that the Board of Education approve the Handbook Changes for 2025-2026.
Roll Call: Pienta, Olson, Ferrari, Faletti, Ponce, Kasperski and Urbanski all voted aye. No nays. Motion carried.

8.3 Approve 5-year Copier Contract with Digital Copy Services

MOTION by Kasperski seconded by Olson that the Board of Education approve 5-year Copier Contract with Digital Copy Services
Roll Call: Kasperski, Olson, Ferrari, Pienta, Faletti, Ponce and Urbanski all voted aye. No nays. Motion carried.

9. EXECUTIVE SESSION - Reference: 5ILCS120(c) 1&14 [Review closed session minutes, Personnel Matters]

7:27 PM

MOTION by Pienta seconded by Ponce that the Board of Education go into Executive Session.
Roll Call: Pienta, Ponce, Ferrari, Faletti, Kasperski, Olson and Urbanski all voted aye. No nays. Motion carried.

BEGIN CLOSED: 7:28 pm
END CLOSED: 8:02 PM

10. ACTION ITEMS FOLLOWING CLOSED SESSION

10.1 Approve Closed Session Minutes for March

MOTION by Faletti seconded by Kasperski that the Board of Education approve Closed Session Minutes for March.
All voted in favor. No nays. Motion carried

10.2 Approve the Staff Moves: Carly Lopez 3rd to Art/ Interventionist; Sara Green 4th to 3rd

MOTION by Ferrari seconded Ponce that the Board of Education approve the Staff Moves: Carly Lopez 3rd to Art/ Interventionist; Sara Green 4th to 3rd
All voted in favor. No nays. Motion carried.

10.3 Approve the hiring of: Maurissa Riahi-Secretary

MOTION by Pienta seconded by Ponce that the Board of Education approve the hiring of Maurissa Riahi-Secretary.
All voted in favor. No nays. Motion carried.

10.4 Accept the resignation of Erica Currier

MOTION by Ponce seconded by Kasperski that the Board of Education accept with regret the resignation of Erica Currier.
All voted in favor. No nays. Motion carried.

10.5 Approve the Contracts for 1st year teachers: Mathew Perry, Math

MOTION by Pienta seconded by Kasperski that the Board of Education approve the contract for 1st year teacher Matthew Perry, Math.
All voted in favor. No nays. Motion carried.

10.6 Approve the Contracts for 2nd year teachers: Carly Lopez, 3rd; Jasmine Gillan, 2nd; Caitlin Gerdes, 2nd; Candice Tennell, 7th ELA; Susan Spurny, Counselor; Allanah Harper, SPED; Alana Stuepfert, SLPA

MOTION by Faletti seconded by Ponce that the Board of Education approve the contracts for 2nd year teachers: Carly Lopez, 3rd; Jasmine Gillan, 2nd; Caitlin Gerdes, 2nd; Candice Tennell, 7th ELA; Susan Spurny, Counselor; Allanah Harper, SPED; Alana Stuepfert, SLPA
All voted in favor. No nays. Motion carried.

10.7 Approve the Contracts for 3rd year teachers: Kaitlyn Schaede, 1st; Sydney Pederson, 3rd; Andrea Cruz, EL; Eliel Duran, Music

MOTION by Pienta seconded by Ponce that the Board of Education approve the contracts for 3rd year teachers: Kaitlyn Schaede, 1st; Sydney Pederson, 3rd; Andrea Cruz, EL; Eliel Duran, Music
All voted in favor. No nays. Motion carried.

10.8 Approve the Contracts for 4th year tenure teachers: Liz Gross, SPED and Kimberly Gilbertsen, 1st retroactive to March 2024.

MOTION by Kasperski seconded by Ferrari that the Board of Education approve the contracts for 4th year tenure teachers Liz Gross, SPED and Kimberly Gilbertsen, 1st.
All voted in favor. No nays. Motion carried.

10.9 Approve 2-Year Contract Extensions for Shelly Nauman and Ryan Geist

MOTION by Kasperski seconded by Pienta that the Board of Education approve a 2-Year Contract Extension for Shelly Nauman and a 1-Year Contract Extension to Ryan Geist with same rate increase as the teacher contract.
All voted in favor. No nays. Motion carried.

11. ADJOURNMENT 8:05 pm

MOTION by Ferrari seconded by Ponce that the Board of Education adjourn the March 19, 2025 Board of Education Meeting.
All voted in favor. No nays. Motion carried.

Spring Valley District 99 Revenue Report

Report as of: 3/31/2025

Printed: 4/3/2025 11:41 AM
Spring Valley CCSD 99

Education Fund 10

Source of Revenue 1000 General Levy

Account Number	Description	Revenue Budget	M.T.D. Revenue	Y.T.D. Revenue	Budget Balance Revenue	% of Budget		
General Levy								
10-111000-1	Local Taxes - Education	1,095,826.00	0.00	1,012,953.89	82,872.11	92.44		
10-113000-1	Local Taxes - Tech Lease	47,234.00	0.00	43,573.77	3,660.23	92.25		
10-114000-1	Local Taxes - Spec Ed	18,894.00	0.00	17,429.11	1,464.89	92.25		
10-151000-1	Interest on Investments	50,000.00	5,444.98	48,795.89	1,204.11	97.59		
10-161100-1	Breakfast & Lunch	6,000.00	362.75	3,129.09	2,870.91	52.15		
10-161400-1	Milk - Students	1,500.00	0.00	0.00	1,500.00	0.00		
10-171100-1	Extracurricular Admissions	19,000.00	702.00	17,143.00	1,857.00	90.23		
10-172000-1	Extracurricular/Organization Fees	11,000.00	275.00	10,057.57	942.43	91.43		
10-172100-1	Technology Fees	14,000.00	100.00	14,712.75	(712.75)	105.09		
10-179000-1	Yearbooks/Cap & Gown	7,000.00	1,812.00	4,735.50	2,264.50	67.65		
10-181100-1	Registration Fees	25,000.00	225.00	21,675.84	3,324.16	86.70		
10-191000-1	Head Start Building Rent	15,000.00	1,041.67	7,291.69	7,708.31	48.61		
10-199900-1	Other Revenue	25,000.00	1,355.88	79,060.99	(54,060.99)	316.24		
10-199904-1	Student Locks	200.00	0.00	154.00	46.00	77.00		
10-199906-1	Band Rental Fees	1,300.00	0.00	338.00	962.00	26.00		
1000	**General Levy**	1,336,954.00	11,319.28	1,281,051.09	55,902.91	95.82	*	Source of Revenue
Revenue From State Sources								
10-300100-1	Evidence Based Funding	4,039,672.00	413,606.00	2,798,848.00	1,240,824.00	69.28		
10-310000-1	Spec Ed Private Facility	50,000.00	0.00	27,798.37	22,201.63	55.60		
10-312000-1	Spec Ed Orphanage	20,000.00	0.00	10,792.75	9,207.25	53.96		
10-336000-1	State Lunch Reimbursement	5,000.00	357.40	3,242.15	1,757.85	64.84		
10-370500-16	ECE Grant	141,365.00	27,652.00	122,927.00	18,438.00	86.96		
3000	**Revenue From State Sources**	4,256,037.00	441,615.40	2,963,608.27	1,292,428.73	69.63	*	Source of Revenue
Revenue From Federal Sources								
10-410700-24	Rural Achievement Program	57,462.00	0.00	57,461.57	0.43	100.00		
10-421000-1	Federal Lunch Reimbursement	300,000.00	27,572.58	188,820.53	111,179.47	62.94		
10-422000-1	Federal Breakfast Reimbursement	80,000.00	6,443.18	52,019.72	27,980.28	65.02		
10-430000-26	Title I Grant	386,001.00	0.00	163,759.00	222,242.00	42.42		
10-440000-25	Title IV Grant	26,841.00	0.00	17,508.00	9,333.00	65.23		
10-460000-1	Pre School Flow Through	7,155.00	1,989.00	5,967.00	1,188.00	83.40		
10-462000-1	IDEA Flow Through	155,042.00	43,360.00	130,079.00	24,963.00	83.90		
10-493200-20	Title II Grant	47,938.00	0.00	21,238.00	26,700.00	44.30		
10-499100-1	Medicaid Admin Outreach	10,000.00	0.00	9,917.10	82.90	99.17		
10-499200-1	Medicaid Fee for Service	30,000.00	0.00	5,427.36	24,572.64	18.09		
10-499800-58	ESSER	490,561.00	0.00	493,189.00	(2,628.00)	100.54		
4000	**Revenue From Federal Sources**	1,591,000.00	79,364.76	1,145,386.28	445,613.72	71.99	*	Source of Revenue
10	**Education Fund**	7,183,991.00	532,299.44	5,390,045.64	1,793,945.36	75.03		Fund

Spring Valley District 99 Revenue Report

Report as of: 3/31/2025

Printed: 4/3/2025 11:41 AM
Spring Valley CCSD 99

Oper, Build, & Maint Fund 20

Source of Revenue 1000 General Levy

Account Number	Description	Revenue Budget	M.T.D. Revenue	Y.T.D. Revenue	Budget Balance Revenue	% of Budget		
General Levy								
20-111100-1	Local Taxes - Building	354,254.00	0.00	326,800.57	27,453.43	92.25		
20-123000-1	Corporate Personal Prop Replace Tax	120,342.00	7,225.94	85,348.55	34,993.45	70.92		
20-151000-1	Interest on Investments	32,000.00	847.51	22,341.76	9,658.24	69.82		
20-196000-1	TIF Funds	25,000.00	12,833.11	29,014.32	(4,014.32)	116.06		
20-199900-1	Other Revenue	50,000.00	500.00	53,365.00	(3,365.00)	106.73		
1000	**General Levy**	581,596.00	21,406.56	516,870.20	64,725.80	88.87	*	Source of Revenue
Revenue From State Sources								
20-300100-1	Evidence Based Funding	205,000.00	0.00	205,000.00	0.00	100.00		
3000	**Revenue From State Sources**	205,000.00	0.00	205,000.00	0.00	100.00	*	Source of Revenue
Revenue From Federal Sources								
20-499800-58	ESSER	952,805.00	0.00	856,956.00	95,849.00	89.94		
4000	**Revenue From Federal Sources**	952,805.00	0.00	856,956.00	95,849.00	89.94	*	Source of Revenue
20	**Oper, Build, & Maint Fund**	1,739,401.00	21,406.56	1,578,826.20	160,574.80	90.77		Fund

Spring Valley District 99 Revenue Report

Report as of: 3/31/2025

Printed: 4/3/2025 11:41 AM
Spring Valley CCSD 99

Debt Service Fund or Fund Group 30

Source of Revenue 1000 General Levy

Account Number	Description	Revenue Budget	M.T.D. Revenue	Y.T.D. Revenue	Budget Balance Revenue	% of Budget		
General Levy								
30-111200-1	Local Taxes - Debt Service	600,843.00	0.00	571,601.75	29,241.25	95.13		
30-151000-1	Interest on Investments	10,000.00	1,642.95	3,871.75	6,128.25	38.72		
1000	**General Levy**	610,843.00	1,642.95	575,473.50	35,369.50	94.21	*	Source of Revenue
30	**Debt Service Fund or Fund Group**	610,843.00	1,642.95	575,473.50	35,369.50	94.21		Fund

Spring Valley District 99 Revenue Report

Report as of: 3/31/2025

Printed: 4/3/2025 11:41 AM
Spring Valley CCSD 99

Transportation Fund 40

Source of Revenue 1000 General Levy

Account Number	Description	Revenue Budget	M.T.D. Revenue	Y.T.D. Revenue	Budget Balance Revenue	% of Budget		
General Levy								
40-111300-1	Local Taxes - Transportation	113,361.00	0.00	104,577.43	8,783.57	92.25		
40-141100-1	Student Bus Fees	5,000.00	103.52	3,522.33	1,477.67	70.45		
40-151000-1	Interest on Investments	1,000.00	730.18	430.54	569.46	43.05		
1000 General Levy		119,361.00	833.70	108,530.30	10,830.70	90.93	*	Source of Revenue
Revenue From State Sources								
40-350000-1	Regular State Reimbursement	200.00	0.00	309.42	(109.42)	154.71		
40-300100-1	Evidence Based Funding	305,000.00	0.00	305,000.00	0.00	100.00		
40-351000-1	Spec Ed State Reimbursement	55,000.00	0.00	32,491.03	22,508.97	59.07		
40-370500-16	ECE Grant	50,679.00	11,348.00	50,679.00	0.00	100.00		
3000 Revenue From State Sources		410,879.00	11,348.00	388,479.45	22,399.55	94.55	*	Source of Revenue
Revenue From Federal Sources								
40-430000-26	Title I Grant	1,296.00	0.00	1,296.00	0.00	100.00		
40-440000-25	Title IV Grant	4,141.00	0.00	1,721.00	2,420.00	41.56		
40-499800-1	Other Federal Revenue - Homeless Grant	1,259.00	0.00	1,259.00	0.00	100.00		
4000 Revenue From Federal Sources		6,696.00	0.00	4,276.00	2,420.00	63.86	*	Source of Revenue
40 Transportation Fund		536,936.00	12,181.70	501,285.75	35,650.25	93.36		Fund

Spring Valley District 99 Revenue Report

Report as of: 3/31/2025

Printed: 4/3/2025 11:41 AM
Spring Valley CCSD 99

I.M.R.F./Soc. Sec. Fund 50

Source of Revenue 1000 General Levy

Account Number	Description	Revenue Budget	M.T.D. Revenue	Y.T.D. Revenue	Budget Balance Revenue	% of Budget		
General Levy								
50-111400-1	Local Taxes - IMRF	122,383.00	0.00	117,876.70	4,506.30	96.32		
50-115000-1	Local Taxes - Soc Sec/Med	132,586.00	0.00	127,706.94	4,879.06	96.32		
50-151000-1	Interest on Investments	10,000.00	1,315.16	10,732.03	(732.03)	107.32		
1000	**General Levy**	264,969.00	1,315.16	256,315.67	8,653.33	96.73	*	Source of Revenue
Revenue From State Sources								
50-370500-16	ECE Grant	8,467.00	1,000.00	5,026.00	3,441.00	59.36		
3000	**Revenue From State Sources**	8,467.00	1,000.00	5,026.00	3,441.00	59.36	*	Source of Revenue
Revenue From Federal Sources								
50-430000-26	Title I Grant	3,438.00	0.00	1,674.00	1,764.00	48.69		
50-499800-58	ESSER	620.00	0.00	4,323.00	(3,703.00)	697.26		
4000	**Revenue From Federal Sources**	4,058.00	0.00	5,997.00	(1,939.00)	147.78	*	Source of Revenue
50	**I.M.R.F./Soc. Sec. Fund**	277,494.00	2,315.16	267,338.67	10,155.33	96.34		Fund

Spring Valley District 99 Revenue Report

Report as of: 3/31/2025

Printed: 4/3/2025 11:41 AM
Spring Valley CCSD 99

Working Cash Fund 70

Source of Revenue 1000 General Levy

Account Number	Description	Revenue Budget	M.T.D. Revenue	Y.T.D. Revenue	Budget Balance Revenue	% of Budget		
General Levy								
70-111500-1	Local Taxes - Working Cash	47,234.00	0.00	43,573.77	3,660.23	92.25		
70-151000-1	Interest on Investments	20,000.00	1,386.09	13,353.44	6,646.56	66.77		
1000	**General Levy**	67,234.00	1,386.09	56,927.21	10,306.79	84.67	*	Source of Revenue
70	**Working Cash Fund**	67,234.00	1,386.09	56,927.21	10,306.79	84.67		Fund

Spring Valley District 99 Revenue Report

Report as of: 3/31/2025

Printed: 4/3/2025 11:41 AM
Spring Valley CCSD 99

Tort Immunity and Judgment Fund 80

Source of Revenue 1000 General Levy

Account Number	Description	Revenue Budget	M.T.D. Revenue	Y.T.D. Revenue	Budget Balance Revenue	% of Budget		
General Levy								
80-112000-1	Taxes - Tort Insurance	265,237.00	0.00	255,466.25	9,770.75	96.32		
80-151000-1	Interest on Investments	3,000.00	722.93	3,406.05	(406.05)	113.54		
1000	**General Levy**	268,237.00	722.93	258,872.30	9,364.70	96.51	*	Source of Revenue
80	**Tort Immunity and Judgment Fund**	268,237.00	722.93	258,872.30	9,364.70	96.51		Fund

Spring Valley District 99 Revenue Report

Report as of: 3/31/2025

Printed: 4/3/2025 11:41 AM
Spring Valley CCSD 99

Capital Improvement Fund 90

Source of Revenue 1000 General Levy

Account Number	Description	Revenue Budget	M.T.D. Revenue	Y.T.D. Revenue	Budget Balance Revenue	% of Budget		
General Levy								
90-111800-1	Local Taxes - Fire Prevention/Safety	47,234.00	0.00	43,573.77	3,660.23	92.25		
90-151000-1	Interest on Investments	14,000.00	1,316.03	12,628.99	1,371.01	90.21		
1000	**General Levy**	61,234.00	1,316.03	56,202.76	5,031.24	91.78	*	Source of Revenue
90	**Capital Improvement Fund**	61,234.00	1,316.03	56,202.76	5,031.24	91.78		Fund
	Report Total:	10,745,370.00	573,270.86	8,684,972.03	2,060,397.97	80.83		

Spring Valley District 99 Expenditure Repo

Report as of: 3/31/2025

Printed: 4/3/2025 11:42 AM
Spring Valley CCSD 99

Education Fund 10

Fund	10	Education Fund
Function	1110	Regular Programs

Account Number	Description	Current Budget	M.T.D. Activity	Y.T.D. Activity	Budget Balance	% of Budget
Education Fund						
Regular Programs						
10-1110-1100-1	Regular Salaries	1,821,087.00	143,299.91	1,399,131.04	421,955.96	76.83
10-1110-1100-12	Insurance Stipend Salaries	50,600.00	0.00	41,800.00	8,800.00	82.61
10-1110-1100-58	ESSER Salaries	25,006.00	0.00	24,810.07	195.93	99.22
10-1110-2100-1	Regular TRS	175,135.00	13,712.24	141,469.57	33,665.43	80.78
10-1110-2100-12	Insurance Stipend TRS	1,741.00	0.00	1,305.47	435.53	74.98
10-1110-2100-58	ESSER TRS	2,404.00	0.00	2,403.78	0.22	99.99
10-1110-2101-58	ESSER Federal TRS	2,791.00	0.00	15,617.93	(12,826.93)	559.58
10-1110-2110-1	Regular NEC	11,287.00	883.63	9,116.58	2,170.42	80.77
10-1110-2110-12	Insurance Stipend NEC	113.00	0.00	84.12	28.88	74.44
10-1110-2110-58	ESSER NEC	155.00	0.00	154.95	0.05	99.97
10-1110-2120-1	Regular ETHIS/THIS	30,552.00	2,392.09	24,679.14	5,872.86	80.78
10-1110-2120-12	Insurance Stipend EHTIS/THIS	305.00	0.00	227.75	77.25	74.67
10-1110-2120-58	ESSER ETHIS/THIS	420.00	0.00	419.30	0.70	99.83
10-1110-2200-1	Regular Vision Insurance	3,166.00	265.80	2,364.73	801.27	74.69
10-1110-2200-58	ESSER Vision Insurance	14.00	0.00	13.20	0.80	94.29
10-1110-2201-1	Retiree Insurance	9,000.00	694.40	7,318.92	1,681.08	81.32
10-1110-2210-1	Regular Life Insurance	2,731.00	228.03	2,036.15	694.85	74.56
10-1110-2210-58	ESSER Life Insurance	13.00	0.00	12.32	0.68	94.77
10-1110-2220-1	Regular Health Insurance	281,839.00	23,685.80	210,406.55	71,432.45	74.65
10-1110-2220-58	ESSER Health Insurance	1,169.00	0.00	1,168.24	0.76	99.93
10-1110-2230-1	Regular Dental Insurance	23,901.00	2,004.70	17,853.88	6,047.12	74.70
10-1110-2230-58	ESSER Dental Insurance	93.00	0.00	92.80	0.20	99.78
10-1110-3100-25	Title IV Purchased Service	5,700.00	0.00	0.00	5,700.00	0.00
10-1110-3100-58	ESSER Purchased Service	9,717.00	0.00	0.00	9,717.00	0.00
10-1110-3200-1	Regular Purchased Service	20,000.00	150.00	7,328.54	12,671.46	36.64
10-1110-3400-1	Postage	2,500.00	253.26	2,271.44	228.56	90.86
10-1110-4100-1	Regular Supplies	35,000.00	5,372.73	39,405.43	(4,405.43)	112.59
10-1110-4100-23	TITLE III SUPPLIES	0.00	0.00	0.00	0.00	0.00
10-1110-4100-24	Rural Achievement Supplies	57,462.00	0.00	113,910.61	(56,448.61)	198.24
10-1110-4100-25	Title IV Supplies	1,189.00	0.00	4,867.41	(3,678.41)	409.37
10-1110-4100-58	ESSER Supplies	6,894.00	0.00	3,703.18	3,190.82	53.72
10-1110-4101-1	Supplies - Middle	1,400.00	79.15	370.87	1,029.13	26.49
10-1110-4102-1	Supplies - Primary	2,800.00	36.54	1,584.94	1,215.06	56.61
10-1110-4200-1	Textbooks	55,596.00	0.00	0.00	55,596.00	0.00
10-1110-4300-1	Other Supplies - Teachers	12,000.00	726.73	6,042.38	5,957.62	50.35
10-1110-4400-1	Art Supplies	1,000.00	31.85	553.60	446.40	55.36
10-1110-4500-1	Vocal Music Supplies	500.00	0.00	201.79	298.21	40.36
10-1110-4600-1	Band Supplies	2,000.00	93.96	1,379.80	620.20	68.99

Spring Valley District 99 Expenditure Repo

Printed: 4/3/2025 11:42 AM
Spring Valley CCSD 99

Education Fund 10

Fund	10	Education Fund
Function	1110	Regular Programs

Account Number	Description	Current Budget	M.T.D. Activity	Y.T.D. Activity	Budget Balance	% of Budget		
10-1110-4700-1	PE Supplies	2,000.00	0.00	584.99	1,415.01	29.25		
10-1110-5100-1	Regular Capital Outlay	1,000.00	0.00	662.96	337.04	66.30		
1110	**Regular Programs**	2,660,280.00	193,910.82	2,085,354.43	574,925.57	78.39	**	Function
Function 1111								
10-1111-1200-1	Substitute Salary	70,000.00	9,031.99	73,847.98	(3,847.98)	105.50		
10-1111-2110-1	Substitute NEC	200.00	38.93	280.24	(80.24)	140.12		
10-1111-2120-1	Substitute ETHIS	250.00	44.94	323.54	(73.54)	129.42		
1111	**Function 1111**	70,450.00	9,115.86	74,451.76	(4,001.76)	105.68	**	Function
Pre-K Programs								
10-1125-1100-16	ECE Salaries	104,086.00	7,668.87	81,078.67	23,007.33	77.90		
10-1125-2100-16	ECE TRS	5,508.00	384.14	4,572.88	935.12	83.02		
10-1125-2110-16	ECE NEC	355.00	24.76	294.72	60.28	83.02		
10-1125-2120-16	ECE ETHIS/THIS	961.00	67.02	797.81	163.19	83.02		
10-1125-2200-16	ECE Vision Insurance	156.00	13.00	117.00	39.00	75.00		
10-1125-2210-16	ECE Life Insurance	191.00	15.40	144.76	46.24	75.79		
10-1125-2220-16	ECE Health Insurance	13,802.00	1,148.66	10,356.00	3,446.00	75.03		
10-1125-2230-16	ECE Dental Insurance	1,365.00	113.72	1,023.48	341.52	74.98		
10-1125-3100-16	ECE Purchased Service	1,207.00	160.00	1,421.00	(214.00)	117.73		
1125	**Pre-K Programs**	127,631.00	9,595.57	99,806.32	27,824.68	78.20	**	Function
Special Ed Programs K-12								
10-1200-6101-1	High Roads Tuition	32,000.00	7,547.56	56,784.70	(24,784.70)	177.45		
10-1200-6102-1	MENTA Tuition	35,000.00	4,301.10	28,435.05	6,564.95	81.24		
1200	**Special Ed Programs K-12**	67,000.00	11,848.66	85,219.75	(18,219.75)	127.19	**	Function
Infant/Toddler (I/T)								
10-1215-1100-1	Life Skills Salaries	171,614.00	15,327.29	134,862.70	36,751.30	78.58		
10-1215-2100-1	Life Skills TRS	8,762.00	793.64	7,160.00	1,602.00	81.72		
10-1215-2110-1	Life Skills NEC	565.00	51.14	461.37	103.63	81.66		
10-1215-2120-1	Life Skills ETHIS/THIS	1,529.00	138.44	1,248.99	280.01	81.69		
10-1215-2200-1	Life Skills Vision Insurance	245.00	19.80	183.39	61.61	74.85		
10-1215-2210-1	Life Skills Life Insurance	394.00	36.96	300.52	93.48	76.27		
10-1215-2220-1	Life Skills Health Insurance	21,771.00	1,769.34	16,332.20	5,438.80	75.02		
10-1215-2230-1	Life Skills Dental Insurance	1,717.00	139.20	1,289.28	427.72	75.09		
10-1215-4100-1	Life Skills Supplies	2,000.00	287.09	1,334.34	665.66	66.72		
1215	**Infant/Toddler (I/T)**	208,597.00	18,562.90	163,172.79	45,424.21	78.22	**	Function
Cross-Categorical (Cc)								
10-1220-1100-1	CC Primary Salaries	120,110.00	9,726.87	95,929.06	24,180.94	79.87		
10-1220-2100-1	CC Primary TRS	8,375.00	650.28	6,904.99	1,470.01	82.45		
10-1220-2110-1	CC Primary NEC	540.00	41.92	445.09	94.91	82.42		

Spring Valley District 99 Expenditure Repo

Printed: 4/3/2025 11:42 AM
Spring Valley CCSD 99

Education Fund 10

Fund	10	Education Fund
Function	1220	Cross-Categorical (Cc)

Account Number	Description	Current Budget	M.T.D. Activity	Y.T.D. Activity	Budget Balance	% of Budget		
10-1220-2120-1	CC Primary ETHIS/THIS	1,461.00	113.42	1,204.49	256.51	82.44		
10-1220-2200-1	CC Primary Vision Insurance	159.00	13.20	118.64	40.36	74.62		
10-1220-2210-1	CC Primary Life Insurance	296.00	24.64	219.09	76.91	74.02		
10-1220-2220-1	CC Primary Health Insurance	14,121.00	1,179.56	10,567.87	3,553.13	74.84		
10-1220-2230-1	CC Primary Dental Insurance	1,114.00	92.80	834.08	279.92	74.87		
1220	**Cross-Categorical (Cc)**	146,176.00	11,842.69	116,223.31	29,952.69	79.51	**	Function
Function 1221								
10-1221-1100-1	CC Middle Salaries	172,312.00	14,014.00	137,769.18	34,542.82	79.95		
10-1221-2100-1	CC Middle TRS	10,557.00	822.76	8,523.56	2,033.44	80.74		
10-1221-2110-1	CC Middle NEC	681.00	53.02	549.29	131.71	80.66		
10-1221-2120-1	CC Middle ETHIS/THIS	1,842.00	143.52	1,486.82	355.18	80.72		
10-1221-2200-1	CC Middle Vision Insurance	353.00	32.64	265.31	87.69	75.16		
10-1221-2210-1	CC Middle Life Insurance	369.00	30.80	275.15	93.85	74.57		
10-1221-2220-1	CC Middle Health Insurance	31,598.00	2,918.02	23,759.27	7,838.73	75.19		
10-1221-2230-1	CC Middle Dental Insurance	2,513.00	246.12	1,905.34	607.66	75.82		
1221	**Function 1221**	220,225.00	18,260.88	174,533.92	45,691.08	79.25	**	Function
Function 1222								
10-1222-1100-1	CC JH Salaries	158,051.00	12,600.54	123,248.80	34,802.20	77.98		
10-1222-2100-1	CC JH TRS	12,896.00	1,009.88	10,301.36	2,594.64	79.88		
10-1222-2110-1	CC JH NEC	832.00	65.08	663.84	168.16	79.79		
10-1222-2120-1	CC JH ETHIS/THIS	2,250.00	176.16	1,796.97	453.03	79.87		
10-1222-2200-1	CC JH Vision Insurance	159.00	13.20	118.80	40.20	74.72		
10-1222-2210-1	CC JH Life Insurance	222.00	18.48	166.32	55.68	74.92		
10-1222-2220-1	CC JH Health Insurance	14,121.00	1,179.56	10,582.08	3,538.92	74.94		
10-1222-2230-1	CC JH Dental Insurance	1,114.00	92.80	835.20	278.80	74.97		
1222	**Function 1222**	189,645.00	15,155.70	147,713.37	41,931.63	77.89	**	Function
Special Education Programs Pre-K								
10-1225-1100-1	Pre School Salary	17,710.00	1,002.07	15,703.31	2,006.69	88.67		
10-1225-2100-1	Pre School TRS	579.00	0.00	578.85	0.15	99.97		
10-1225-2110-1	Pre School NEC	38.00	0.00	37.30	0.70	98.16		
10-1225-2120-1	Pre School ETHIS/THIS	101.00	0.00	100.95	0.05	99.95		
10-1225-2210-1	Pre School Life Insurance	44.00	3.08	33.88	10.12	77.00		
10-1225-4100-1	Pre School Supplies	200.00	0.00	45.96	154.04	22.98		
1225	**Special Education Programs Pre-K**	18,672.00	1,005.15	16,500.25	2,171.75	88.37	**	Function
Remedial and Supplemental Programs K-12								
10-1250-1100-26	Title I Salary	119,993.00	9,171.08	92,479.38	27,513.62	77.07		
10-1250-2100-26	Title I TRS	11,868.00	907.04	9,146.37	2,721.63	77.07		
10-1250-2101-26	Title I Federal TRS	13,696.00	1,042.08	10,569.21	3,126.79	77.17		

Spring Valley District 99 Expenditure Repo

Printed: 4/3/2025 11:42 AM
Spring Valley CCSD 99

Education Fund 10

Fund	10	Education Fund
Function	1250	Remedial and Supplemental Programs K-12

Account Number	Description	Current Budget	M.T.D. Activity	Y.T.D. Activity	Budget Balance	% of Budget		
10-1250-2110-26	Title I NEC	765.00	58.44	589.29	175.71	77.03		
10-1250-2120-26	Title I ETHIS/THIS	2,072.00	158.23	1,595.62	476.38	77.01		
10-1250-2210-26	Title I Life Insurance	148.00	12.21	110.77	37.23	74.84		
10-1250-3100-26	Title I Purchased Service	21,076.00	0.00	36,532.94	(15,456.94)	173.34		
10-1250-4100-26	Title I Supplies	14,036.00	167.10	24,572.03	(10,536.03)	175.06		
1250	**Remedial and Supplemental Programs K-12**	183,654.00	11,516.18	175,595.61	8,058.39	95.61	**	Function
Interscholastic Programs								
10-1500-1100-1	Extracurricular Salaries	75,000.00	3,721.69	37,954.43	37,045.57	50.61		
10-1500-2100-1	Extracurricular TRS	5,000.00	0.00	1,833.02	3,166.98	36.66		
10-1500-2110-1	Extracurricular NEC	350.00	0.00	118.11	231.89	33.75		
10-1500-2120-1	Extracurricular ETHIS/THIS	900.00	0.00	319.76	580.24	35.53		
10-1500-3100-1	Extracurricular Purchased Service	20,000.00	3,540.00	21,785.12	(1,785.12)	108.93		
10-1500-4100-1	Extracurricular Supplies	10,000.00	(36.01)	6,940.84	3,059.16	69.41		
10-1500-6100-1	Extracurricular Fees	3,500.00	0.00	3,298.00	202.00	94.23		
1500	**Interscholastic Programs**	114,750.00	7,225.68	72,249.28	42,500.72	62.96	**	Function
Bilingual Programs								
10-1800-1100-38	Bi-Lingual Salaries	139,689.00	11,488.02	108,710.91	30,978.09	77.82		
10-1800-2100-38	Bi-Lingual TRS	9,464.00	746.36	7,707.80	1,756.20	81.44		
10-1800-2110-38	Bi-Lingual NEC	610.00	48.10	496.73	113.27	81.43		
10-1800-2120-38	Bi-Lingual ETHIS/THIS	1,651.00	130.20	1,344.63	306.37	81.44		
10-1800-2200-38	Bi-Lingual Vision Insurance	225.00	22.76	182.29	42.71	81.02		
10-1800-2210-38	Bi-Lingual Life Insurance	283.00	24.64	208.86	74.14	73.80		
10-1800-2220-38	Bi-Lingual Health Insurance	20,013.00	2,048.28	16,335.98	3,677.02	81.63		
10-1800-2230-38	Bi-Lingual Dental Insurance	1,578.00	162.94	1,299.07	278.93	82.32		
10-1800-4100-38	Bi-Lingual Supplies	200.00	0.00	0.00	200.00	0.00		
1800	**Bilingual Programs**	173,713.00	14,671.30	136,286.27	37,426.73	78.45	**	Function
Guidance Services								
10-2120-1100-1	Guidance Salary	126,551.00	10,715.15	94,404.96	32,146.04	74.60		
10-2120-1100-58	ESSER Guidance Salary	10,934.00	0.00	10,933.87	0.13	100.00		
10-2120-2100-1	Guidance TRS	12,516.00	1,059.74	9,578.89	2,937.11	76.53		
10-2120-2100-58	ESSER Guidance TRS	1,082.00	0.00	1,081.35	0.65	99.94		
10-2120-2101-58	ESSER Guidance Federal TRS	1,274.00	0.00	0.00	1,274.00	0.00		
10-2120-2110-1	Guidance NEC	807.00	68.30	617.35	189.65	76.50		
10-2120-2110-58	ESSER Guidance NEC	70.00	0.00	69.70	0.30	99.57		
10-2120-2120-1	Guidance ETHIS/THIS	2,184.00	184.88	1,671.10	512.90	76.52		
10-2120-2120-58	ESSER Guidance ETHIS/THIS	189.00	0.00	188.65	0.35	99.81		
10-2120-2200-1	Guidance Vision Insurance	132.00	13.00	110.80	21.20	83.94		
10-2120-2210-1	Guidance Life Insurance	136.00	12.32	98.56	37.44	72.47		
10-2120-2210-58	ESSER Guidance Life Insurance	13.00	0.00	12.32	0.68	94.77		

Spring Valley District 99 Expenditure Repo

Printed: 4/3/2025 11:42 AM
Spring Valley CCSD 99

Education Fund 10

Fund	10	Education Fund
Function	2120	Guidance Services

Account Number	Description	Current Budget	M.T.D. Activity	Y.T.D. Activity	Budget Balance	% of Budget		
10-2120-2220-1	Guidance Health Insurance	11,571.00	1,148.66	9,798.28	1,772.72	84.68		
10-2120-2230-1	Guidance Dental Insurance	1,121.00	113.72	962.40	158.60	85.85		
2120 Guidance Services		168,580.00	13,315.77	129,528.23	39,051.77	76.83	**	Function
Health Services								
10-2130-1100-1	Nurse Salary	0.00	2,806.15	27,585.55	(27,585.55)	0.00		
10-2130-2210-1	Nurse Life Insurance	74.00	6.16	55.44	18.56	74.92		
10-2130-3100-1	Nurse Purchased Service	300.00	0.00	333.25	(33.25)	111.08		
10-2130-4100-1	Nurse Supplies	2,000.00	0.00	607.54	1,392.46	30.38		
2130 Health Services		2,374.00	2,812.31	28,581.78	(26,207.78)	1,203.95	**	Function
Speech Pathology/Audio Services								
10-2150-1100-1	Speech Salary	122,156.00	9,510.69	93,392.32	28,763.68	76.45		
10-2150-2100-1	Speech TRS	12,082.00	940.62	9,671.76	2,410.24	80.05		
10-2150-2110-1	Speech NEC	779.00	60.62	623.31	155.69	80.01		
10-2150-2120-1	Speech ETHIS/THIS	2,108.00	164.09	1,687.26	420.74	80.04		
10-2150-2200-1	Speech Vision Insurance	139.00	13.20	99.00	40.00	71.22		
10-2150-2210-1	Speech Life Insurance	148.00	12.32	110.88	37.12	74.92		
10-2150-2220-1	Speech Health Insurance	12,369.00	1,179.56	8,829.72	3,539.28	71.39		
10-2150-2230-1	Speech Dental Insurance	975.00	92.80	696.00	279.00	71.38		
10-2150-4100-1	Speech Supplies	0.00	0.00	232.76	(232.76)	0.00		
10-2150-4100-26	Title I Speech Supplies	298.00	0.00	0.00	298.00	0.00		
10-2150-6100-1	Speech Dues & Fees	500.00	0.00	500.00	0.00	100.00		
2150 Speech Pathology/Audio Services		151,554.00	11,973.90	115,843.01	35,710.99	76.44	**	Function
Improvement of Instruction Serv								
10-2210-2300-20	Title II Tuition Reimbursement	13,500.00	3,210.00	14,362.40	(862.40)	106.39		
10-2210-3100-20	Title II Staff Development	9,700.00	85.00	1,637.99	8,062.01	16.89		
10-2210-3100-25	Title IV Staff Development	1,500.00	0.00	0.00	1,500.00	0.00		
2210 Improvement of Instruction Serv		24,700.00	3,295.00	16,000.39	8,699.61	64.78	**	Function
Educational Media Services								
10-2220-1100-1	Library Salaries	80,172.00	6,482.23	63,725.03	16,446.97	79.49		
10-2220-1101-1	Summer Library Salaries	1,000.00	0.00	936.86	63.14	93.69		
10-2220-2100-1	Library TRS	5,194.00	404.78	4,196.88	997.12	80.80		
10-2220-2110-1	Library NEC	335.00	26.08	270.42	64.58	80.72		
10-2220-2120-1	Library ETHIS/THIS	906.00	70.62	732.21	173.79	80.82		
10-2220-2200-1	Library Vision Insurance	236.00	19.60	176.40	59.60	74.75		
10-2220-2210-1	Library Life Insurance	148.00	12.32	110.88	37.12	74.92		
10-2220-2220-1	Library Health Insurance	20,863.00	1,738.44	15,647.04	5,215.96	75.00		
10-2220-2230-1	Library Dental Insurance	1,922.00	160.12	1,441.08	480.92	74.98		
10-2220-3100-1	Library Software Services	1,500.00	0.00	1,147.46	352.54	76.50		

Spring Valley District 99 Expenditure Repo

Printed: 4/3/2025 11:42 AM
Spring Valley CCSD 99

Education Fund 10

Fund	10	Education Fund
Function	2220	Educational Media Services

Account Number	Description	Current Budget	M.T.D. Activity	Y.T.D. Activity	Budget Balance	% of Budget		
10-2220-3100-25	Title IV Library Purchased Services	944.00	0.00	1,112.00	(168.00)	117.80		
10-2220-3300-1	Library Travel	50.00	0.00	0.00	50.00	0.00		
10-2220-4100-1	Library Supplies	10,000.00	651.68	8,321.64	1,678.36	83.22		
10-2220-4100-25	Title IV Library Supplies	944.00	0.00	285.43	658.57	30.24		
10-2220-4100-26	Title I Library Supplies	0.00	0.00	2,844.73	(2,844.73)	0.00		
10-2220-4105-1	Accelerated Reader Supplies	4,600.00	0.00	0.00	4,600.00	0.00		
10-2220-6100-1	Library Dues & Fees	10.00	0.00	0.00	10.00	0.00		
2220	**Educational Media Services**	128,824.00	9,565.87	100,948.06	27,875.94	78.36	**	Function
Service Area Direction								
10-2221-3100-1	Computer Purchased Service	15,000.00	0.00	10.00	14,990.00	0.07		
10-2221-3250-1	Tech Lease Payment	49,059.00	0.00	49,058.49	0.51	100.00		
10-2221-4100-1	Computer Supplies	60,000.00	842.00	12,406.91	47,593.09	20.68		
10-2221-4200-1	Computer Software	32,000.00	34,423.56	42,480.51	(10,480.51)	132.75		
10-2221-5100-1	Computer Capital Outlay	30,000.00	5,808.55	16,961.56	13,038.44	56.54		
2221	**Service Area Direction**	186,059.00	41,074.11	120,917.47	65,141.53	64.99	**	Function
Audio-Visual Services								
10-2223-1100-1	Tech Specialist Salary	94,578.00	7,275.20	72,752.00	21,826.00	76.92		
10-2223-2200-1	Tech Specialist Vision Insurance	233.00	19.36	174.24	58.76	74.78		
10-2223-2210-1	Tech Specialist Life Insurance	74.00	6.16	55.44	18.56	74.92		
10-2223-2220-1	Tech Specialist Health Insurance	20,544.00	1,707.54	15,420.96	5,123.04	75.06		
10-2223-2230-1	Teach Specialist Dental Insurance	2,173.00	181.04	1,629.36	543.64	74.98		
2223	**Audio-Visual Services**	117,602.00	9,189.30	90,032.00	27,570.00	76.56	**	Function
Computer-Assisted Inst								
10-2225-1100-1	Tech Coordinator Salary	57,324.00	4,486.40	44,864.00	12,460.00	78.26		
10-2225-2200-1	Tech Coordinator Vision Insurance	119.00	9.90	89.10	29.90	74.87		
10-2225-2210-1	Tech Coordinator Life Insurance	74.00	6.16	55.44	18.56	74.92		
10-2225-2220-1	Tech Coordinator Health Insurance	10,456.00	869.74	7,845.90	2,610.10	75.04		
10-2225-2230-1	Tech Coordinator Dental Insurance	999.00	83.18	748.62	250.38	74.94		
2225	**Computer-Assisted Inst**	68,972.00	5,455.38	53,603.06	15,368.94	77.72	**	Function
Assessment/Testing								
10-2230-3100-25	Title IV Testing Purchased Service	0.00	0.00	0.00	0.00	0.00		
10-2230-3100-26	Title I Testing Purchased Service	3,850.00	0.00	3,648.00	202.00	94.75		
2230	**Assessment/Testing**	3,850.00	0.00	3,648.00	202.00	94.75	**	Function
Board of Education Services								
10-2310-1100-1	Board Secretary Salary	1,800.00	138.46	1,384.60	415.40	76.92		
10-2310-1101-1	Board Treasurer Salary	1,800.00	138.46	1,384.60	415.40	76.92		
10-2310-3170-1	Board Audit Services	11,800.00	0.00	11,800.00	0.00	100.00		
10-2310-3180-1	Board Legal Services	1,300.00	0.00	3,779.15	(2,479.15)	290.70		

Spring Valley District 99 Expenditure Repo

Printed: 4/3/2025 11:42 AM
Spring Valley CCSD 99

Education Fund 10

Fund	10	Education Fund
Function	2310	Board of Education Services

Account Number	Description	Current Budget	M.T.D. Activity	Y.T.D. Activity	Budget Balance	% of Budget		
10-2310-3300-1	Board Travel	9,000.00	0.00	5,566.70	3,433.30	61.85		
10-2310-3500-1	Board Legal Advertising	1,500.00	0.00	1,010.00	490.00	67.33		
10-2310-3800-1	Board Bond Insurance	4,500.00	0.00	124.00	4,376.00	2.76		
10-2310-3900-1	Board Other Purchased Service	50,000.00	228.55	17,001.93	32,998.07	34.00		
10-2310-4100-1	Board Supplies	6,000.00	100.00	3,821.03	2,178.97	63.68		
10-2310-6100-1	Board Dues & Fees	19,000.00	0.00	1,737.60	17,262.40	9.15		
2310	**Board of Education Services**	106,700.00	605.47	47,609.61	59,090.39	44.62	**	Function
Executive Admin Services								
10-2320-1100-1	Superintendent Salary	133,013.00	11,000.93	110,009.34	23,003.66	82.71		
10-2320-1101-1	Sup`t Secretary Salary	52,578.00	4,429.01	44,290.09	8,287.91	84.24		
10-2320-2100-1	Superintendent TRS	14,145.00	1,088.00	11,315.16	2,829.84	79.99		
10-2320-2110-1	Superintendent NEC	912.00	70.12	729.24	182.76	79.96		
10-2320-2120-1	Superintendent ETHIS/THIS	2,468.00	189.80	1,973.92	494.08	79.98		
10-2320-2200-1	Sup`t & Secretary Vision Insurance	233.00	19.36	174.24	58.76	74.78		
10-2320-2210-1	Sup`t & Secretary Life Insurance	296.00	24.62	221.58	74.42	74.86		
10-2320-2220-1	Sup`t & Secretary Health Insurance	20,544.00	1,707.54	15,420.96	5,123.04	75.06		
10-2320-2230-1	Sup`t & Secretary Dental Insurance	2,173.00	181.04	1,629.36	543.64	74.98		
10-2320-3300-1	Sup`t & Secretary Travel	500.00	54.94	738.75	(238.75)	147.75		
10-2320-4100-1	Superintendent Office Supply	200.00	0.00	220.71	(20.71)	110.36		
10-2320-6100-1	Superintendent Dues & Fees	1,500.00	107.00	1,962.09	(462.09)	130.81		
2320	**Executive Admin Services**	228,562.00	18,872.36	188,685.44	39,876.56	82.55	**	Function
Office Of Principal Serv								
10-2410-1100-1	Principal Salary	164,290.00	13,594.43	135,506.17	28,783.83	82.48		
10-2410-1101-1	Princ Secretary Salary	71,436.00	6,259.21	64,303.52	7,132.48	90.02		
10-2410-2100-1	Principal TRS	17,436.00	1,370.10	14,519.39	2,916.61	83.27		
10-2410-2110-1	Principal NEC	1,124.00	88.30	935.73	188.27	83.25		
10-2410-2120-1	Principal ETHIS/THIS	3,042.00	239.00	2,532.79	509.21	83.26		
10-2410-2200-1	Princ & Secretary Vision Insurance	544.00	45.32	407.53	136.47	74.91		
10-2410-2210-1	Princ & Secretary Life Insurance	591.00	49.24	442.83	148.17	74.93		
10-2410-2220-1	Princ & Secretary Health Insurance	48,148.00	4,004.86	36,101.98	12,046.02	74.98		
10-2410-2230-1	Princ & Secretary Dental Insurance	4,902.00	408.48	3,673.38	1,228.62	74.94		
10-2410-3300-1	Princ & Secretary Travel	300.00	0.00	0.00	300.00	0.00		
10-2410-4100-1	Principal Supplies	500.00	0.00	361.89	138.11	72.38		
10-2410-6100-1	Principal Dues & Fees	750.00	0.00	750.87	(0.87)	100.12		
2410	**Office Of Principal Serv**	313,063.00	26,058.94	259,536.08	53,526.92	82.90	**	Function
Fiscal Services								
10-2520-1100-1	Bookkeeper Salary	56,156.00	4,627.33	46,273.21	9,882.79	82.40		
10-2520-2200-1	Bookkeeper Vision Insurance	119.00	9.88	88.92	30.08	74.72		
10-2520-2210-1	Bookkeeper Life Insurance	74.00	6.16	55.44	18.56	74.92		

Spring Valley District 99 Expenditure Repo

Printed: 4/3/2025 11:42 AM
Spring Valley CCSD 99

Education Fund 10

Fund	10	Education Fund
Function	2520	Fiscal Services

Account Number	Description	Current Budget	M.T.D. Activity	Y.T.D. Activity	Budget Balance	% of Budget		
10-2520-2220-1	Bookkeeper Health Insurance	10,455.00	869.74	7,845.90	2,609.10	75.04		
10-2520-2230-1	Bookkeeper Dental Insurance	999.00	83.18	748.62	250.38	74.94		
10-2520-3100-1	Bookkeeper Purchased Service	10,500.00	10,826.97	10,826.97	(326.97)	103.11		
10-2520-4100-1	Bookkeeper Supplies	400.00	405.96	822.75	(422.75)	205.69		
2520	**Fiscal Services**	78,703.00	16,829.22	66,661.81	12,041.19	84.70	**	Function
Food Services								
10-2560-1100-1	Food Service Salaries	100,760.00	7,887.65	78,040.42	22,719.58	77.45		
10-2560-1200-1	Food Service Substitute	4,000.00	180.60	2,615.80	1,384.20	65.40		
10-2560-2200-1	Food Service Vision Insurance	159.00	13.20	118.80	40.20	74.72		
10-2560-2210-1	Food Service Life Insurance	222.00	18.48	166.32	55.68	74.92		
10-2560-2220-1	Food Service Health Insurance	14,121.00	1,179.56	10,582.08	3,538.92	74.94		
10-2560-2230-1	Food Service Dental Insurance	1,114.00	92.80	835.20	278.80	74.97		
10-2560-4100-1	Food Supplies	105,000.00	8,978.77	75,955.21	29,044.79	72.34		
10-2560-4101-1	Milk	35,000.00	2,671.14	24,103.70	10,896.30	68.87		
10-2560-4100-16	ECE Supplies	900.00	55.91	1,076.78	(176.78)	119.64		
10-2560-4200-1	Non-Food Supplies	5,200.00	421.18	3,487.48	1,712.52	67.07		
10-2560-6100-1	Food Service Dues	100.00	0.00	69.00	31.00	69.00		
2560	**Food Services**	266,576.00	21,499.29	197,050.79	69,525.21	73.92	**	Function
Internal Services								
10-2570-3250-1	Copy Machine Rental	20,000.00	1,691.84	14,857.75	5,142.25	74.29		
10-2570-4100-1	Internal Supplies	500.00	0.00	405.09	94.91	81.02		
2570	**Internal Services**	20,500.00	1,691.84	15,262.84	5,237.16	74.45	**	Function
Other Support Services								
10-2900-4100-1	Title I Supplies	100.00	19.98	19.98	80.02	19.98		
2900	**Other Support Services**	100.00	19.98	19.98	80.02	19.98	**	Function
Community Services								
10-3000-1100-58	ESSER Family Night Salaries	0.00	0.00	720.00	(720.00)	0.00		
10-3000-2100-58	ESSER Family Night TRS	0.00	0.00	47.48	(47.48)	0.00		
10-3000-2101-58	ESSER Family Night Federal TRS	0.00	0.00	54.54	(54.54)	0.00		
10-3000-2110-58	ESSER Family Night NEC	0.00	0.00	3.06	(3.06)	0.00		
10-3000-2120-58	ESSER Family Night ETHIS/THIS	0.00	0.00	8.28	(8.28)	0.00		
10-3000-2200-58	ESSER Family Night Salari (45B	0.00	0.00	1.47	(1.47)	0.00		
10-3000-2210-58	ESSER Family Night Salari (12B	0.00	0.00	1.46	(1.46)	0.00		
10-3000-2220-58	ESSER Family Night Salari (11B	0.00	0.00	132.20	(132.20)	0.00		
10-3000-2230-58	ESSER Family Night Salari (41B	0.00	0.00	10.97	(10.97)	0.00		
10-3000-4100-16	ECE Supplies	100.00	0.00	107.37	(7.37)	107.37		
10-3000-4100-26	Title I Reading Night Supplies	300.00	0.00	246.58	53.42	82.19		
10-3000-4100-58	ESSER Family Night Supplies	0.00	0.00	0.00	0.00	0.00		

Spring Valley District 99 Expenditure Repo

Printed: 4/3/2025 11:42 AM
Spring Valley CCSD 99

Education Fund 10

Fund	10	Education Fund
Function	3000	Community Services

Account Number	Description	Current Budget	M.T.D. Activity	Y.T.D. Activity	Budget Balance	% of Budget		
3000	**Community Services**	400.00	0.00	1,333.41	(933.41)	333.35	**	Function
Nonprogrammed Charges								
10-4000-3100-20	Title II Professional Development	3,500.00	0.00	3,500.00	0.00	100.00		
4000	**Nonprogrammed Charges**	3,500.00	0.00	3,500.00	0.00	100.00	**	Function
Payments Sp Ed Programs								
10-4120-3100-1	BMP Joint Agreement Assessment	417,397.00	0.00	270,454.00	146,943.00	64.80		
10-4120-3400-1	Vision & Hearing Services	7,500.00	2,986.05	8,037.05	(537.05)	107.16		
10-4120-6700-1	Spec Ed Tuition - Other Schools	40,000.00	5,760.00	49,335.00	(9,335.00)	123.34		
4120	**Payments Sp Ed Programs**	464,897.00	8,746.05	327,826.05	137,070.95	70.52	**	Function
Other Interest on Short-Term Debt								
10-5150-6100	Interest on Bonds	179,278.00	0.00	89,638.75	89,639.25	50.00		
5150	**Other Interest on Short-Term Debt**	179,278.00	0.00	89,638.75	89,639.25	50.00	**	Function
10	**Education Fund**	6,695,587.00	513,716.18	5,203,333.82	1,492,253.18	77.71	*	Fund
10	**Education Fund**	6,695,587.00	513,716.18	5,203,333.82	1,492,253.18	77.71		Fund

Spring Valley District 99 Expenditure Repo

Printed: 4/3/2025 11:42 AM
Spring Valley CCSD 99

Oper, Build, & Maint Fund 20

Fund	20	Oper, Build, & Maint Fund
Function	2530	Faclities Acqu Const Services

Account Number	Description	Current Budget	M.T.D. Activity	Y.T.D. Activity	Budget Balance	% of Budget		
Oper, Build, & Maint Fund								
Faclities Acqu Const Services								
20-2530-3100-58	ESSER Construction Services	870,217.00	0.00	774,368.43	95,848.57	88.99		
20-2530-5100-58	ESSER Construction Services	9,667.00	0.00	9,666.83	0.17	100.00		
2530	**Faclities Acqu Const Services**	879,884.00	0.00	784,035.26	95,848.74	89.11	**	Function
Oper and Maint of Plant Services								
20-2540-1100-1	Custodian Salaries	169,631.00	14,130.91	138,815.65	30,815.35	81.83		
20-2540-1101-1	Summer Custodian Salaries	26,500.00	0.00	26,550.05	(50.05)	100.19		
20-2540-2200-1	Custodian Vision Insurance	353.00	29.36	271.45	81.55	76.90		
20-2540-2210-1	Custodian Life Insurance	296.00	24.64	233.11	62.89	78.75		
20-2540-2220-1	Custodian Health Insurnace	31,589.00	2,638.06	24,312.57	7,276.43	76.97		
20-2540-2230-1	Custodian Dental Insurance	2,513.00	209.34	1,938.22	574.78	77.13		
20-2540-3100-1	Telephone & Internet	17,000.00	1,413.33	15,565.65	1,434.35	91.56		
20-2540-3200-1	Grounds Upkeep Services	25,000.00	2,636.79	28,363.00	(3,363.00)	113.45		
20-2540-3201-1	Building Upkeep Services	400,000.00	1,877.03	390,692.10	9,307.90	97.67		
20-2540-3202-1	Equipment Upkeep Services	25,000.00	2,572.82	28,892.89	(3,892.89)	115.57		
20-2540-3700-1	Water	10,000.00	743.56	6,584.16	3,415.84	65.84		
20-2540-4100-1	Building Supply	40,000.00	1,104.67	20,037.97	19,962.03	50.09		
20-2540-4605-1	Gas	17,000.00	4,031.21	6,980.04	10,019.96	41.06		
20-2540-4606-1	Electricity	90,000.00	0.00	63,799.63	26,200.37	70.89		
20-2540-5100-1	Building Capital Outlay	2,500.00	0.00	2,109.00	391.00	84.36		
2540	**Oper and Maint of Plant Services**	857,382.00	31,411.72	755,145.49	102,236.51	88.08	**	Function
20	**Oper, Build, & Maint Fund**	1,737,266.00	31,411.72	1,539,180.75	198,085.25	88.60	*	Fund
20	**Oper, Build, & Maint Fund**	1,737,266.00	31,411.72	1,539,180.75	198,085.25	88.60		Fund

Spring Valley District 99 Expenditure Repo

Printed: 4/3/2025 11:42 AM
Spring Valley CCSD 99

Debt Service Fund or Fund Group 30

Fund	30	Debt Service Fund or Fund Group
Function	5200	Debt Service - Interest on Long-Term Debt

Account Number	Description	Current Budget	M.T.D. Activity	Y.T.D. Activity	Budget Balance	% of Budget		
Debt Service Fund or Fund Group								
Debt Service - Interest on Long-Term Debt								
30-5200-6000-1	Interest on Bonds	50,700.00	0.00	28,875.00	21,825.00	56.95		
5200	**Debt Service - Interest on Long-Term Debt**	50,700.00	0.00	28,875.00	21,825.00	56.95	**	Function
Teachers/Employees Orders								
30-5300-6000-1	Principal on Bonds	470,000.00	0.00	470,000.00	0.00	100.00		
5300	**Teachers/Employees Orders**	470,000.00	0.00	470,000.00	0.00	100.00	**	Function
30	**Debt Service Fund or Fund Group**	520,700.00	0.00	498,875.00	21,825.00	95.81	*	Fund
30	**Debt Service Fund or Fund Group**	520,700.00	0.00	498,875.00	21,825.00	95.81		Fund

Spring Valley District 99 Expenditure Repo

Printed: 4/3/2025 11:42 AM
Spring Valley CCSD 99

Transportation Fund 40

Fund	40	Transportation Fund
Function	2550	Pupil Transportation Services

Account Number	Description	Current Budget	M.T.D. Activity	Y.T.D. Activity	Budget Balance	% of Budget		
Transportation Fund								
Pupil Transportation Services								
40-2550-3100-16	ECE Transportation	110,000.00	24,972.32	75,954.24	34,045.76	69.05		
40-2550-3310-1	Spec Ed Transportation	190,000.00	24,466.80	101,515.08	88,484.92	53.43		
40-2550-3311-1	Regular Transportation	165,000.00	44,431.00	148,504.25	16,495.75	90.00		
40-2550-3314-1	Homeless Regular Transportation	0.00	900.00	1,275.00	(1,275.00)	0.00		
40-2550-3312-1	Extracurricular Trasnportation	23,000.00	5,043.80	19,239.80	3,760.20	83.65		
40-2550-3313-1	Field Trip Transportation	16,000.00	1,600.40	3,424.00	12,576.00	21.40		
40-2550-3313-25	Title IV Field Trip Transportation	2,420.00	0.00	0.00	2,420.00	0.00		
40-2550-4100-1	Transportation Supplies	25,000.00	2,881.76	9,940.36	15,059.64	39.76		
2550	**Pupil Transportation Services**	531,420.00	104,296.08	359,852.73	171,567.27	67.72	**	Function
40	**Transportation Fund**	531,420.00	104,296.08	359,852.73	171,567.27	67.72	*	Fund
40	**Transportation Fund**	531,420.00	104,296.08	359,852.73	171,567.27	67.72		Fund

Spring Valley District 99 Expenditure Repo

Printed: 4/3/2025 11:42 AM
Spring Valley CCSD 99

I.M.R.F./Soc. Sec. Fund 50

Fund 50 I.M.R.F./Soc. Sec. Fund
Function 1110 Regular Programs

Account Number	Description	Current Budget	M.T.D. Activity	Y.T.D. Activity	Budget Balance	% of Budget		
I.M.R.F./Soc. Sec. Fund								
Regular Programs								
50-1110-2120-1	Regular IMRF	4,391.00	372.04	3,471.06	919.94	79.05		
50-1110-2120-12	Insurance Stipend IMRF	2,525.00	0.00	2,187.90	337.10	86.65		
50-1110-2120-58	ESSER IMRF	54.00	0.00	38.63	15.37	71.54		
50-1110-2130-1	Regular FICA	4,306.00	358.90	3,468.11	837.89	80.54		
50-1110-2130-12	Insurance Stipend FICA	2,525.00	0.00	2,187.90	337.10	86.65		
50-1110-2130-58	ESSER FICA	54.00	0.00	0.00	54.00	0.00		
50-1110-2140-1	Regular Medicare	25,677.00	1,946.76	19,154.38	6,522.62	74.60		
50-1110-2140-12	Insurance Stipend Medicare	256.00	0.00	191.40	64.60	74.77		
50-1110-2140-58	ESSER Medicare	353.00	0.00	346.60	6.40	98.19		
1110 Regular Programs		40,141.00	2,677.70	31,045.98	9,095.02	77.34	**	Function
Function 1111								
50-1111-2130-1	Substitue FICA	1,000.00	32.65	1,273.45	(273.45)	127.35		
50-1111-2140-1	Substitute Medicare	1,000.00	124.79	829.54	170.46	82.95		
1111 Function 1111		2,000.00	157.44	2,102.99	(102.99)	105.15	**	Function
Pre-K Programs								
50-1125-2120-16	ECE IMRF	3,772.00	310.65	2,896.24	875.76	76.78		
50-1125-2130-16	ECE FICA	3,703.00	299.70	2,858.30	844.70	77.19		
50-1125-2140-16	ECE Medicare	808.00	47.14	555.45	252.55	68.74		
1125 Pre-K Programs		8,283.00	657.49	6,309.99	1,973.01	76.18	**	Function
Infant/Toddler (I/T)								
50-1215-2120-1	Life Skills IMRF	6,701.00	579.10	4,893.90	1,807.10	73.03		
50-1215-2130-1	Life Skills FICA	6,925.00	558.65	5,180.38	1,744.62	74.81		
50-1215-2140-1	Life Skills Medicare	1,285.00	116.36	1,050.12	234.88	81.72		
1215 Infant/Toddler (I/T)		14,911.00	1,254.11	11,124.40	3,786.60	74.61	**	Function
Cross-Categorical (Cc)								
50-1220-2120-1	CC Primary IMRF	3,151.00	249.94	2,401.12	749.88	76.20		
50-1220-2130-1	CC Primary FICA	3,094.00	241.10	2,473.89	620.11	79.96		
50-1220-2140-1	CC Primary Medicare	1,228.00	95.34	948.54	279.46	77.24		
1220 Cross-Categorical (Cc)		7,473.00	586.38	5,823.55	1,649.45	77.93	**	Function
Function 1221								
50-1221-2120-1	CC Middle IMRF	5,694.00	451.62	4,338.76	1,355.24	76.20		
50-1221-2130-1	CC Middle FICA	5,590.00	412.28	4,072.52	1,517.48	72.85		
50-1221-2140-1	CC Middle Medicare	1,548.00	115.98	1,181.16	366.84	76.30		
1221 Function 1221		12,832.00	979.88	9,592.44	3,239.56	74.75	**	Function
Function 1222								

Spring Valley District 99 Expenditure Repo

Printed: 4/3/2025 11:42 AM
Spring Valley CCSD 99

I.M.R.F./Soc. Sec. Fund 50

Fund 50 I.M.R.F./Soc. Sec. Fund
Function 1222 Function 1222

Account Number	Description	Current Budget	M.T.D. Activity	Y.T.D. Activity	Budget Balance	% of Budget		
50-1222-2120-1	CC JH IMRF	2,389.00	189.50	1,857.27	531.73	77.74		
50-1222-2130-1	CC JH FICA	2,346.00	182.80	1,833.10	512.90	78.14		
50-1222-2140-1	CC JH Medicare	1,891.00	148.06	1,446.50	444.50	76.49		
1222	**Function 1222**	6,626.00	520.36	5,136.87	1,489.13	77.53	**	Function
Special Education Programs Pre-K								
50-1225-2120-1	Pre School IMRF	1,002.00	89.99	788.80	213.20	78.72		
50-1225-2130-1	Pre School FICA	984.00	86.81	778.09	205.91	79.07		
50-1225-2140-1	Pre School Medicare	85.00	0.00	84.85	0.15	99.82		
1225	**Special Education Programs Pre-K**	2,071.00	176.80	1,651.74	419.26	79.76	**	Function
Remedial and Supplemental Programs K-12								
50-1250-2140-26	Title I Medicare	1,741.00	130.15	1,315.09	425.91	75.54		
1250	**Remedial and Supplemental Programs K-12**	1,741.00	130.15	1,315.09	425.91	75.54	**	Function
Interscholastic Programs								
50-1500-2120-1	Extracurricular IMRF	300.00	0.00	0.00	300.00	0.00		
50-1500-2130-1	Extracurricular FICA	1,400.00	257.27	739.30	660.70	52.81		
50-1500-2140-1	Extracurricular Medicare	800.00	0.00	266.00	534.00	33.25		
1500	**Interscholastic Programs**	2,500.00	257.27	1,005.30	1,494.70	40.21	**	Function
Bilingual Programs								
50-1800-2120-38	Bi-Lingual IMRF	3,668.00	312.56	2,729.64	938.36	74.42		
50-1800-2130-38	Bi-Lingual FICA	3,596.00	301.53	2,703.28	892.72	75.17		
50-1800-2140-38	Bi-Lingual Meciare	1,388.00	105.00	1,039.78	348.22	74.91		
1800	**Bilingual Programs**	8,652.00	719.09	6,472.70	2,179.30	74.81	**	Function
Guidance Services								
50-2120-2140-1	Guidance Medicare	1,835.00	146.20	1,298.47	536.53	70.76		
50-2120-2140-58	ESSER Guidance Medicare	159.00	0.00	158.55	0.45	99.72		
2120	**Guidance Services**	1,994.00	146.20	1,457.02	536.98	73.07	**	Function
Health Services								
50-2130-2120-1	Nurse IMRF	2,806.00	222.52	2,137.79	668.21	76.19		
50-2130-2130-1	Nurse FICA	2,755.00	214.67	2,110.33	644.67	76.60		
2130	**Health Services**	5,561.00	437.19	4,248.12	1,312.88	76.39	**	Function
Speech Pathology/Audio Services								
50-2150-2140-1	Speech Medicare	1,772.00	137.12	1,347.53	424.47	76.05		
2150	**Speech Pathology/Audio Services**	1,772.00	137.12	1,347.53	424.47	76.05	**	Function
Educational Media Services								
50-2220-2120-1	Library IMRF	2,389.00	189.50	1,892.13	496.87	79.20		
50-2220-2130-1	Library FICA	2,346.00	182.80	1,868.68	477.32	79.65		

Spring Valley District 99 Expenditure Repo

Printed: 4/3/2025 11:42 AM
Spring Valley CCSD 99

I.M.R.F./Soc. Sec. Fund 50

Fund	50	I.M.R.F./Soc. Sec. Fund
Function	2220	Educational Media Services

Account Number	Description	Current Budget	M.T.D. Activity	Y.T.D. Activity	Budget Balance	% of Budget		
50-2220-2140-1	Library Medicare	762.00	50.18	500.37	261.63	65.67		
2220	**Educational Media Services**	5,497.00	422.48	4,261.18	1,235.82	77.52	**	Function
Audio-Visual Services								
50-2223-2120-1	Tech Specialist IMRF	7,368.00	576.92	5,636.86	1,731.14	76.50		
50-2223-2130-1	Tech Specialist FICA	7,236.00	556.56	5,565.60	1,670.40	76.92		
2223	**Audio-Visual Services**	14,604.00	1,133.48	11,202.46	3,401.54	76.71	**	Function
Computer-Assisted Inst								
50-2225-2120-1	Tech Coordinator IMRF	4,544.00	355.78	3,476.03	1,067.97	76.50		
50-2225-2130-1	Tech Coordinator FICA	4,462.00	318.72	3,208.98	1,253.02	71.92		
2225	**Computer-Assisted Inst**	9,006.00	674.50	6,685.01	2,320.99	74.23	**	Function
Board of Education Services								
50-2310-2130-1	Board FICA	276.00	10.60	106.00	170.00	38.41		
2310	**Board of Education Services**	276.00	10.60	106.00	170.00	38.41	**	Function
Executive Admin Services								
50-2320-2120-1	Sup`t Secretary IMRF	4,486.00	362.20	3,538.93	947.07	78.89		
50-2320-2130-1	Sup`t Secretary FICA	4,405.00	349.42	3,494.20	910.80	79.32		
50-2320-2140-1	Superintendent Medicare	2,074.00	157.70	1,580.14	493.86	76.19		
2320	**Executive Admin Services**	10,965.00	869.32	8,613.27	2,351.73	78.55	**	Function
Office Of Principal Serv								
50-2410-2120-1	Princ Secretary IMRF	6,033.00	496.36	4,990.70	1,042.30	82.72		
50-2410-2130-1	Princ Secretary FICA	5,924.00	478.84	4,925.41	998.59	83.14		
50-2410-2140-1	Principal Medicare	2,557.00	200.88	2,002.44	554.56	78.31		
2410	**Office Of Principal Serv**	14,514.00	1,176.08	11,918.55	2,595.45	82.12	**	Function
Fiscal Services								
50-2520-2120-1	Bookkeeper IMRF	4,687.00	366.94	3,585.16	1,101.84	76.49		
50-2520-2130-1	Bookkeeper FICA	4,602.00	329.50	3,316.84	1,285.16	72.07		
2520	**Fiscal Services**	9,289.00	696.44	6,902.00	2,387.00	74.30	**	Function
Oper and Maint of Plant Services								
50-2540-2120-1	Custodian IMRF	13,996.00	1,104.48	11,116.57	2,879.43	79.43		
50-2540-2130-1	Custodian FICA	13,742.00	1,042.08	11,834.47	1,907.53	86.12		
2540	**Oper and Maint of Plant Services**	27,738.00	2,146.56	22,951.04	4,786.96	82.74	**	Function
Food Services								
50-2560-2120-1	Food Service IMRF	7,277.00	625.49	5,736.53	1,540.47	78.83		
50-2560-2130-1	Food Service FICA	7,862.00	617.22	6,190.91	1,671.09	78.74		
2560	**Food Services**	15,139.00	1,242.71	11,927.44	3,211.56	78.79	**	Function

Spring Valley District 99 Expenditure Repo

Printed: 4/3/2025 11:42 AM
Spring Valley CCSD 99

I.M.R.F./Soc. Sec. Fund 50

Fund	50	I.M.R.F./Soc. Sec. Fund
Function	3000	Community Services

Account Number	Description	Current Budget	M.T.D. Activity	Y.T.D. Activity	Budget Balance	% of Budget		
Community Services								
50-3000-2120-58	ESSER Family Night IMRF	0.00	0.00	18.36	(18.36)	0.00		
50-3000-2130-58	ESSER Family Night FICA	0.00	0.00	0.00	0.00	0.00		
50-3000-2140-58	ESSER Family Night Medicare	0.00	0.00	6.78	(6.78)	0.00		
3000	**Community Services**	0.00	0.00	25.14	(25.14)	0.00	**	Function
50	**I.M.R.F./Soc. Sec. Fund**	223,585.00	17,209.35	173,225.81	50,359.19	77.48	*	Fund
50	**I.M.R.F./Soc. Sec. Fund**	223,585.00	17,209.35	173,225.81	50,359.19	77.48		Fund

Spring Valley District 99 Expenditure Repo

Printed: 4/3/2025 11:42 AM
Spring Valley CCSD 99

Capital Projects Fund or Fund Group 60

Fund	60	Capital Projects Fund or Fund Group
Function	2530	Faclities Acqu Const Services

Account Number	Description	Current Budget	M.T.D. Activity	Y.T.D. Activity	Budget Balance	% of Budget		
Capital Projects Fund or Fund Group								
Faclities Acqu Const Services								
60-2530-3100-58	ESSER Construction Services	0.00	0.00	0.00	0.00	0.00		
2530	**Faclities Acqu Const Services**	0.00	0.00	0.00	0.00	0.00	**	Function
60	**Capital Projects Fund or Fund Group**	0.00	0.00	0.00	0.00	0.00	*	Fund
60	**Capital Projects Fund or Fund Group**	0.00	0.00	0.00	0.00	0.00		Fund

Spring Valley District 99 Expenditure Repo

Printed: 4/3/2025 11:42 AM
Spring Valley CCSD 99

Tort Immunity and Judgment Fund 80

Fund 80 Tort Immunity and Judgment Fund
Function

Account Number	Description	Current Budget	M.T.D. Activity	Y.T.D. Activity	Budget Balance	% of Budget		
Tort Immunity and Judgment Fund								
80-1222-1100-1	CC JH Salaries	3,000.00	0.00	0.00	3,000.00	0.00		
80-1225-1100-1	Pre School Salaries	1,000.00	0.00	0.00	1,000.00	0.00		
80-2130-1100-1	Nurse Salary	36,004.00	0.00	0.00	36,004.00	0.00		
80-2220-1100-1	Library Salary	3,000.00	0.00	0.00	3,000.00	0.00		
80-2310-3801-1	Liability Insurance	0.00	0.00	0.00	0.00	0.00		
80-2310-3802-1	Property Insurance	0.00	0.00	0.00	0.00	0.00		
80-2320-1100-1	Superintendent Salary	10,000.00	0.00	0.00	10,000.00	0.00		
80-2320-1101-1	Sup`t Secretary Salary	5,000.00	0.00	0.00	5,000.00	0.00		
Regular Programs								
80-1110-1100-1	Regular Salaries	6,000.00	0.00	0.00	6,000.00	0.00		
1110	**Regular Programs**	6,000.00	0.00	0.00	6,000.00	0.00	**	Function
Infant/Toddler (I/T)								
80-1215-1100-1	Life Skills Salaries	7,500.00	0.00	0.00	7,500.00	0.00		
1215	**Infant/Toddler (I/T)**	7,500.00	0.00	0.00	7,500.00	0.00	**	Function
Cross-Categorical (Cc)								
80-1220-1100-1	CC Primary Salaries	5,000.00	0.00	0.00	5,000.00	0.00		
1220	**Cross-Categorical (Cc)**	5,000.00	0.00	0.00	5,000.00	0.00	**	Function
Function 1221								
80-1221-1100-1	CC Middle Salaries	7,500.00	0.00	0.00	7,500.00	0.00		
1221	**Function 1221**	7,500.00	0.00	0.00	7,500.00	0.00	**	Function
Bilingual Programs								
80-1800-1100-38	Bilingual Salaries	3,000.00	0.00	0.00	3,000.00	0.00		
1800	**Bilingual Programs**	3,000.00	0.00	0.00	3,000.00	0.00	**	Function
Computer-Assisted Inst								
80-2225-1100-1	Tech Coordinator Salary	1,000.00	0.00	0.00	1,000.00	0.00		
2225	**Computer-Assisted Inst**	1,000.00	0.00	0.00	1,000.00	0.00	**	Function
Claims Paid from Self-Insurance Fund								
80-2361-3801-1	Liability Insurance	14,949.00	0.00	14,948.40	0.60	100.00		
80-2361-3802-1	Property Insurance	49,387.00	0.00	49,386.60	0.40	100.00		
2361	**Claims Paid from Self-Insurance Fund**	64,336.00	0.00	64,335.00	1.00	100.00	**	Function
Risk Management and Claims Services Payments								
80-2365-3100-1	Tort Purchased Service	500.00	0.00	0.00	500.00	0.00		
2365	**Risk Management and Claims Services Payments**	500.00	0.00	0.00	500.00	0.00	**	Function
Office Of Principal Serv								
80-2410-1100-1	Principal Salary	12,000.00	0.00	0.00	12,000.00	0.00		

Spring Valley District 99 Expenditure Repo

Printed: 4/3/2025 11:42 AM
Spring Valley CCSD 99

Tort Immunity and Judgment Fund 80

Fund	80	Tort Immunity and Judgment Fund
Function	2410	Office Of Principal Serv

Account Number	Description	Current Budget	M.T.D. Activity	Y.T.D. Activity	Budget Balance	% of Budget		
80-2410-1101-1	Princ Secretary Salaries	6,000.00	0.00	0.00	6,000.00	0.00		
2410	**Office Of Principal Serv**	18,000.00	0.00	0.00	18,000.00	0.00	**	Function
Fiscal Services								
80-2520-1100-1	Bookkeeper Salary	4,000.00	0.00	0.00	4,000.00	0.00		
2520	**Fiscal Services**	4,000.00	0.00	0.00	4,000.00	0.00	**	Function
Oper and Maint of Plant Services								
80-2540-1100-1	Custodian Salary	10,000.00	0.00	0.00	10,000.00	0.00		
2540	**Oper and Maint of Plant Services**	10,000.00	0.00	0.00	10,000.00	0.00	**	Function
Food Services								
80-2560-1100-1	Food Service Salary	2,000.00	0.00	0.00	2,000.00	0.00		
2560	**Food Services**	2,000.00	0.00	0.00	2,000.00	0.00	**	Function
Other Support Services								
80-2900-3800-1	Worker`s Compensation Insurance	22,183.00	0.00	22,183.00	0.00	100.00		
2900	**Other Support Services**	22,183.00	0.00	22,183.00	0.00	100.00	**	Function
80	**Tort Immunity and Judgment Fund**	209,023.00	0.00	86,518.00	122,505.00	41.39	*	Fund
80	**Tort Immunity and Judgment Fund**	209,023.00	0.00	86,518.00	122,505.00	41.39		Fund
	Report Total:	9,917,581.00	666,633.33	7,860,986.11	2,056,594.89	79.26		

SPRING VALLEY C.C. ELEMENTARY SCHOOLS
ACTIVITY REPORT
March 2025

	BEGINNING BALANCE	RECEIPTS	DISBURSEMENTS	BALANCE
BAND	$470.68	$0.00	$0.00	$470.68
BASKETBALL - BOYS	$2,876.66	$0.00	$0.00	$2,876.66
BASKETBALL - GIRLS	$2,431.29	$0.00	$0.00	$2,431.29
CANDY-SODA MACHINES	$1,213.90	$0.00	$0.00	$1,213.90
CHEER	$229.30	$0.00	$0.00	$229.30
COUNSELING	$1,192.23	$0.00	$0.00	$1,192.23
FIELD TRIPS	$2,317.88	$0.00	$0.00	$2,317.88
HHP (HELP HERMES PROJECT)	$54.99	$0.00	$0.00	$54.99
JFK ACTIVITY FUND (PRINC.)	$3,663.79	$0.00	$0.00	$3,663.79
JFK LIBRARY - MEDIA CENTER	$791.65	$1,165.15	$1,157.52	$799.28
JUMP ROPE FOR HEART	$0.00	$0.00	$0.00	$0.00
MUSICAL	$3,940.36	$0.00	$293.44	$3,646.92
PBIS - JFK	$8,605.47	$0.00	$1,665.40	$6,940.07
RETIREMENT PARTY	$57.58	$0.00	$0.00	$57.58
SCHOLASTIC BOWL	$104.44	$0.00	$0.00	$104.44
SPECIAL EDUCATION DONATION	$0.00	$0.00	$0.00	$0.00
SPEECH	$1,694.78	$0.00	$0.00	$1,694.78
STARVED ROCK CONFERENCE	$0.00	$0.00	$0.00	$0.00
STUDENT COUNCIL	$695.84	$0.00	$30.00	$665.84
SUNSHINE FUND	$974.68	$0.00	$50.00	$924.68
TRACK	$613.41	$0.00	$0.00	$613.41
VOLLEYBALL	$1,973.47	$0.00	$0.00	$1,973.47
Total	**$33,902.40**	**$1,165.15**	**$3,196.36**	**$31,871.19**

CHECKBOOK BALANCE	**$31,871.19**

SPRING VALLEY ELEMENTARY SCHOOL DISTRICT No. 99
TREASURER'S REPORT - DISTRICT CHECKING ACCOUNT 0000961450
MARCH 31, 2025

BEGINNING BALANCE - BOOKS	**3/1/2025**	$	314,435.91
ADD: CASH RECEIPTS			560,041.30
TRANSFER FROM INVESTMENT ACCOUNT			-
SUBTRACT: CASH DISBURSEMENTS			(666,668.33)
TRANSFER TO INVESTMENT ACCOUNT			
ADJUSTMENTS:			-
			-
ENDING BALANCE - BOOKS	**3/31/2025**	**$**	**207,808.88**

RECONCILIATION OF CHECKING ACCOUNT

BALANCE PER 3/31/2025 BANK STATEMENT	$	299,554.74
ADD: DEPOSITS IN TRANSIT		-
SUBTRACT: OUTSTANDING CHECKS		(91,745.86)
ADJUSTMENTS:		-
RECONCILED BALANCE	**$**	**207,808.88**

DETAIL OF RECONCILED CHECKING ACCOUNT BALANCE PER FUND

10	EDUCATIONAL	$	126,110.92
20	OPERATIONS & MAINTENANCE		348,488.51
30	DEBT SERVICES		(209,292.49)
40	TRANSPORTATION		(38,599.85)
50	MUNICIPAL RETIREMENT/SOCIAL SECURITY		(24,623.07)
60	CAPITAL PROJECTS		-
70	WORKING CASH		527.27
80	TORT		4,711.56
90	FIRE PREVENTION & SAFETY		486.03
ENDING BALANCE		**$**	**207,808.88**

Lucy Frasco, Treasurer

4/22/2025

SPRING VALLEY ELEMENTARY SCHOOL DISTRICT No. 99
DISTRICT CHECKING - OUTSTANDING CHECKS AND ADDITIONAL RECONCILIATIONS
MARCH 31, 2025

District Checking - Outstanding Checks

Check Date	Check No.	Amount
Nov 2024	45317	189.62
Feb 2025	45570	50.00
Feb 2025	45578	15.59
Feb 2025	45591	630.00
Mar 2025	45618	50.00
Mar 2025	45634	11,232.93
Mar 2025	45637	65.55
Mar 2025	45648	650.00
Mar 2025	45660	375.00
Mar 2025	45662	386.79
Mar 2025	45672	1,350.00
Mar 2025	45674	211.32
Mar 2025	45675	5,268.60
Mar 2025	45676	57,959.54
Mar 2025	45677	572.82
Mar 2025	45678	651.92
Mar 2025	45679	662.50
Mar 2025	45680	4,274.00
Mar 2025	45681	200.00
Jan 2025	Payroll-related EFTs	6,949.68
		91,745.86

Additional Reconciliations

Flex Plan - Spring Valley City Bank

Beginning Balance		$ 19,959.92
Add:	Deposits	-
Less:	Reimbursements/fees	(80.00)
	Other	-
Ending Balance		**$ 19,879.92**

Charles Schwab Investment Account

Beginning Balance		$ 3,370,078.50
	Dividends & Interest	6,356.40
	Change in market value	7,321.93
	Property taxes received	
	Advisor fees	(413.77)
	Transfer to/from checking	-
	Other	-
Ending Balance		**$ 3,383,343.06**

Regular Checking	**$ 207,808.88**
Total All Accounts	**$ 3,611,031.86**

Total All Accounts by Fund

10	EDUCATIONAL	$ 1,521,884.60
20	O & M (BUILDING)	523,496.30
30	DEBT SERVICES	233,742.09
40	TRANSPORTATION	141,433.02
50	MR/SS	311,794.37
60	CAPITAL PROJECTS	-
70	WORKING CASH	354,011.92
80	TORT	188,565.94
90	FIRE PREVENTION & SAFETY	336,103.62
		$ 3,611,031.86

Prepared by Lucy Frasco, Treasurer

sv treas March 2025

Bills Payable List

Printed: 4/23/2025 9:52 AM
Spring Valley CCSD 99
Expense on Date: 4/1/2025 to 4/30/2025

Vendor Name / P.O. Number	Description	Override	Batch #	Amount	State Account Number
Alana Stuepfert					
	LE 5423		425	450.00	10-2210-2300-20
	LE 5420		425	450.00	10-2210-2300-20
	LE 5408		425	450.00	10-2210-2300-20
				$1,350.00	
ALLISON BOOTH					
	Other Supplies - Teachers		425	300.00	10-1110-4300-1
				$300.00	
APPLE INC.					
	FY25 MacBooks for Teachers		425	86,320.00	10-1250-5100-26
				$86,320.00	
BEHAV DISORDER PROG COOP					
	BEST March		425	6,080.00	10-4120-6700-1
				$6,080.00	
BMP TRI-COUNTY SPEC. ED.					
	BMP Joint Agreement Assessment		425	61,756.00	10-4120-3100-1
				$61,756.00	
BRITTANY TORAASON					
	LIT 5203		425	450.00	10-2210-2300-20
				$450.00	
Capital One					
	Honor Roll Breakfast		425	23.40	10-1110-4101-1
				$23.40	
CARLY LOPEZ					
	OL 5520		425	450.00	10-2210-2300-20
	OL 5538		425	450.00	10-2210-2300-20
				$900.00	
CDW GOVERNMENT, INC.					
	Cases for 25/26 iPads		425	2,400.00	10-2221-4100-1
				$2,400.00	
CHASE CARD SERVICES					
	Glasses for teacher - broken by a student		425	489.85	10-2310-4100-1
	Supplies - Primary		425	40.72	10-1110-4102-1
	Computer Supplies		425	201.74	10-2221-4100-1
	Regular Supplies		425	31.99	10-1110-4100-1
	Regular Supplies		425	124.84	10-1110-4100-1
	Regular Supplies		425	20.48	10-1110-4100-1
	Computer Supplies		425	694.85	10-2221-4100-1
	Regular Supplies		425	30.88	10-1110-4100-1
	R. Kleinau Autism Conf		425	60.00	10-2210-3100-20
	Toner		425	199.50	10-2520-4100-1
	FY25 Health Curriculum		425	385.00	10-1250-4100-26
	FY25 Classroom Books 3/4 Sp Ed		425	350.80	10-1250-4100-26
	Building Supply		425	67.80	20-2540-4100-1
	Regular Supplies		425	61.78	10-1110-4100-1
	Telephone & Internet		425	663.18	20-2540-3100-1

Bills Payable List

Printed: 4/23/2025 9:52 AM
Spring Valley CCSD 99
Expense on Date: 4/1/2025 to 4/30/2025

Vendor Name / P.O. Number	Description	Override	Batch #	Amount	State Account Number
	FY25 Story Champs Expansion		425	108.38	10-2150-4100-26-26
	Sticker for trailer license plate		425	37.00	20-2540-3202-1
	Regular Supplies		425	37.58	10-1110-4100-1
	Regular Supplies		425	15.48	10-1110-4100-1
				$3,621.85	
CINTAS CORP #396					
	Building Upkeep Services		425	72.96	20-2540-3201-1
	Building Upkeep Services		425	72.96	20-2540-3201-1
	Building Upkeep Services		425	72.96	20-2540-3201-1
				$218.88	
CITY OF SPRING VALLEY					
	Water North		425	185.22	20-2540-3700-1
	Water South		425	716.64	20-2540-3700-1
				$901.86	
COMCAST CABLE					
	Telephone & Internet		425	466.56	20-2540-3100-1
				$466.56	
Constellation New Energy - Gas					
	Gas		425	2,994.45	20-2540-4605-1
				$2,994.45	
CPI, Inc					
	Board Other Purchased Service		425	55.00	10-2310-3900-1
				$55.00	
DIGITAL COPY SYSTEMS					
	Copy Machine Rental		425	1,699.45	10-2570-3250-1
				$1,699.45	
DRESBACH DISTRIBUTING CO					
	Building Supply		425	893.00	20-2540-4100-1
	Building Supply		425	569.40	20-2540-4100-1
	Building Supply		425	174.75	20-2540-4100-1
	Building Supply		425	398.60	20-2540-4100-1
				$2,035.75	
Embrace Education					
	Board Other Purchased Service		425	87.01	10-2310-3900-1
				$87.01	
FICEK ELECTRIC & COMM					
	Equipment Upkeep Services		425	80.00	20-2540-3202-1
				$80.00	
Flexible Benefit Service					
	Board Other Purchased Service		425	104.45	10-2310-3900-1
				$104.45	
GRAPHIC ELECTRONICS					
	Board Supplies		425	88.01	10-2310-4100-1
				$88.01	
HEARTLAND BANK & TRUST CO					
	Interest on Bonds 2017 Series		425	21,825.00	30-5200-6000-1

Bills Payable List

Printed: 4/23/2025 9:52 AM
Spring Valley CCSD 99
Expense on Date: 4/1/2025 to 4/30/2025

Vendor Name / P.O. Number	Description	Override	Batch #	Amount	State Account Number
	Interest on Bonds 2018 Series		425	89,638.75	10-5150-600-1
				$111,463.75	
Homefield Energy					
	Electricity		425	31,163.06	20-2540-4606-1
				$31,163.06	
HYVEE					
	Musical Cast Party		425	107.07	10-1500-4100-1
	Food Supplies		425	360.43	10-2560-4100-1
				$467.50	
JOHANNES BUS SERVICE					
	ECE Transportation		425	13,955.12	40-2550-3100-16
	Spec Ed Transportation		425	10,413.88	40-2550-3310-1
	Regular Transportation		425	25,257.75	40-2550-3311-1
	Homeless Regular Transportation		425	2,647.50	40-2550-3311-1
	Title IV Field Trip Transportation		425	1,396.40	40-2550-3313-25
	Transportation Supplies		425	1,405.98	40-2550-4100-1
	Extracurricular Trasnportation		425	1,732.30	40-2550-3312-1
				$56,808.93	
JOHN`S SERVICE & SALES					
	Building Upkeep Services		425	221.00	20-2540-3201-1
				$221.00	
Julia Bauer					
	LIT5203		425	450.00	10-2210-2300-20
				$450.00	
KAITLYN FOLEY					
	OL 5835/5168		425	415.65	10-2210-2300-20
	OL 5531/5208		425	415.65	10-2210-2300-20
	OL 5585/5246		425	415.65	10-2210-2300-20
				$1,246.95	
KENDRICK PEST CONTROL INC					
	Building Upkeep Services		425	60.00	20-2540-3201-1
				$60.00	
KIDDER MUSIC SERVICE INC.					
	Band Supplies		425	37.50	10-1110-4600-1
	Band Supplies		425	5.00	10-1110-4600-1
				$42.50	
Kimberly Gilbertsen					
	RES 5153		425	450.00	10-2210-2300-20
	CI 5353		425	450.00	10-2210-2300-20
	DL 5013		425	450.00	10-2210-2300-20
				$1,350.00	
KIRA SETCHELL					
	OL 5296		425	389.00	10-2210-2300-20
				$389.00	
KOHL WHOLESALE					
	Non-Food Supplies		425	282.80	10-2560-4200-1

Bills Payable List

Printed: 4/23/2025 9:52 AM
Spring Valley CCSD 99
Expense on Date: 4/1/2025 to 4/30/2025

Vendor Name / P.O. Number	Description	Override	Batch #	Amount	State Account Number
	ECE Supplies		425	18.67	10-2560-4100-16
	Milk		425	346.80	10-2560-4100-1
	Food Supplies		425	3,236.94	10-2560-4100-1
	Milk		425	386.04	10-2560-4100-1
	ECE Supplies		425	18.67	10-2560-4100-16
	Milk		425	433.50	10-2560-4100-1
	Food Supplies		425	3,090.22	10-2560-4100-1
	ECE Supplies		425	18.67	10-2560-4100-16
	Milk		425	520.20	10-2560-4100-1
	Milk		425	537.92	10-2560-4100-1
	ECE Supplies		425	18.67	10-2560-4100-16
	Food Supplies		425	2,839.95	10-2560-4100-1
	Milk		425	525.01	10-2560-4100-1
	ECE Supplies		425	190.52	10-2560-4100-16
	Food Supplies		425	2,054.69	10-2560-4100-1
	Milk		425	593.80	10-2560-4100-1
				$15,113.07	
MAUTINO DIST CO INC					
	Regular Supplies		425	97.50	10-1110-4100-1
	Regular Supplies		425	67.50	10-1110-4100-1
				$165.00	
Menta Academy LaSalle					
	MENTA Tuition March		425	5,017.95	10-1200-6100-1
				$5,017.95	
MIDAMERICA BOOKS					
	Library Supplies		425	766.50	10-2220-4100-1
				$766.50	
MTCO					
	Telephone & Internet		425	304.87	20-2540-3100-1
				$304.87	
NCS PEARSON INC.					
	Pre School Supplies		425	141.40	10-1225-4100-1
				$141.40	
OGLESBY PUBLIC SCHOOLS					
	Band-O-Rama		425	80.00	10-1110-4600-1
				$80.00	
PERMA BOUND					
	Library Supplies		425	385.30	10-2220-4100-1
	Library Supplies		425	48.70	10-2220-4100-1
	Library Supplies		425	216.57	10-2220-4100-1
				$650.57	
Republic Services					
	Grounds Upkeep Services		425	870.79	20-2540-3200-1
				$870.79	
S.V. CITY BANK - RET INS.					
	Retiree Insurance		425	694.40	10-1110-2201-1

Bills Payable List

Printed: 4/23/2025 9:52 AM
Spring Valley CCSD 99
Expense on Date: 4/1/2025 to 4/30/2025

Vendor Name / P.O. Number	Description	Override	Batch #	Amount	State Account Number
				$694.40	
Shaw Media					
	Fire Alarm Replacement Bid		425	219.00	10-2310-3500-1
	Supplies - Middle		425	166.40	10-1110-4101-1
				$385.40	
SHEET WISE PRINTING					
	Regular Supplies		425	108.00	10-1110-4100-1
				$108.00	
Soter Technologies					
	Vape Detectors Support/Maint		425	300.00	20-2540-3202-1
				$300.00	
Specialized Education of Illinois					
	High Roads Tuition Bloomington		425	6,355.84	10-1200-6100-1
				$6,355.84	
Summit Financial Resources, LP					
	Food Supplies		425	1,809.28	10-2560-4100-1
				$1,809.28	
VERIZON WIRELESS					
	Telephone & Internet		425	273.92	20-2540-3100-1
				$273.92	
			Report Total	$408,632.35	

Spring Valley CCSD #99
Cash Flow FY25

	Education	O & M	Debt Srvcs	Transport	IMRF/SS	Working Csh	Tort	Fire Pre & Saf
Final FY24 & FY25July Beginning Balance	$ 1,237,188	$ 571,209	$ 193,105	$ 25,132	$ 76,255	$ 296,987	16,516	$ 279,898
Revenue	568,157	105,031	1,336	4,421	5,201	2,527	56	2,381
Expenses	532,921	451,647	0	6,018	16,341	0	84,660	0
Change	35,236	-346,616	1,336	-1,597	-11,140	2,527	-84,604	2,381
AUGUST								
Beginning Balance	$ 1,272,424	$ 224,593	$ 194,441	$ 23,535	$ 65,115	$ 299,514	-68,088	$ 282,279
Revenue	598,947	177,872	279	2,006	1,960	528	-30	498
Expenses	751,443	265,398	0	0	24,616	0	1,858	0
Change	-152,496	-87,526	279	2,006	-22,656	528	-1,888	498
SEPTEMBER								
Beginning Balance	$ 1,119,928	$ 137,067	$ 194,720	$ 25,541	$ 42,459	$ 300,042	-69,976	$ 282,777
Revenue	879,912	483,110	350,882	169,204	152,192	29,672	156,057	29,496
Expenses	617,455	485,075	0	28,893	16,830	0	0	0
Change	262,457	-1,965	350,882	140,311	135,362	29,672	156,057	29,496
OCTOBER								
Beginning Balance	$ 1,382,385	$ 135,102	$ 545,602	$ 165,852	$ 177,821	$ 329,714	86,081	$ 312,273
Revenue	892,283	587,180	211,393	54,199	91,328	17,502	93,779	17,418
Expenses	581,921	42,610	498,875	58,616	16,925	0	0	0
Change	310,362	544,570	-287,482	-4,417	74,403	17,502	93,779	17,418
NOVEMBER								
Beginning Balance	$ 1,692,747	$ 679,672	$ 258,120	$ 161,435	$ 252,224	$ 347,216	179,860	$ 329,691
Revenue	474,151	50,128	3,990	945	1,374	1,270	629	1,206
Expenses	498,405	49,751	0	61,286	16,543	0	0	0
Change	-24,254	377	3,990	-60,341	-15,169	1,270	629	1,206
DECEMBER								
Beginning Balance	$ 1,668,493	$ 680,049	$ 262,110	$ 101,094	$ 237,055	$ 348,486	180,489	$ 330,897
Revenue	387,095	30,139	-9,624	238,867	5,379	1,201	749	1,139
Expenses	612,225	34,283	0	52,367	21,496	0	0	0
Change	-225,130	-4,144	-9,624	186,500	-16,117	1,201	749	1,139
JANUARY								
Beginning Balance	$ 1,443,363	$ 675,905	$ 252,486	$ 287,594	$ 220,938	$ 349,687	181,238	$ 332,036
Revenue	469,422	99,191	1,264	16,662	1,037	973	495	924
Expenses	625,846	134,806	0	48,376	26,272	0	0	0
Change	-156,424	-35,615	1,264	-31,714	-25,235	973	495	924
FEBRUARY								
Beginning Balance	$ 1,286,939	$ 640,290	$ 253,750	$ 255,880	$ 195,703	$ 350,660	181,733	$ 332,960
Revenue	587,167	24,768	14,311	2,801	6,552	1,868	6,414	1,825
Expenses	469,562	44,198	0	0	16,955	0	0	0
Change	117,605	-19,430	14,311	2,801	-10,403	1,868	6,414	1,825
MARCH								
Beginning Balance	$ 1,404,544	$ 620,860	$ 268,061	$ 258,681	$ 185,300	$ 352,528	188,147	$ 334,785
Revenue	532,299	21,407	1,643	12,182	2,315	1,386	723	1,316
Expenses	513,716	31,412	0	104,296	17,209	0	0	0
Change	18,583	-10,005	1,643	-92,114	-14,894	1,386	723	1,316
APRIL								
Beginning Balance	$ 1,423,127	$ 610,855	$ 269,704	$ 166,567	$ 170,406	$ 353,914	188,870	$ 336,101
Revenue								
Expenses								
Change								
MAY								
Beginning Balance								
Revenue								
Expenses								
Change								
JUNE								
Beginning Balance								
Revenue								
Expenses								
Change								
Final FY25	$ -	$ -	$ -	$ -	$ -	$ -	0	$ -
Current Balance all Funds:	$ 3,519,544							

April FY25 SV 99 Budget Watch

Revenue Highlights: **February Revenue = $573,271 (81% of total FY25 budgeted of $10,745,370)**

FEES & TAXES

- Local taxes = 92% of $2,868,742 (all 8 Funds)
- Evidence Based Funding = 69% of $4,039,672
- Registration = 87% of $25,000
- Tech Fees = 105% of $14,000
- TIF = 116% of $25,000
- Corporate Personal Property Tax = 71% of $120,342
- Investments = 98% of $50,000

GRANTS

- ECE Ed. Fund = 87% of $141,365
- ECE IMRF/SS = 59% of $8,467
- Title II Class Size = 44% of $47,938
- Title I = 42% of $386,001
- State lunch = 65% of $5,000
- Fed Lunch = 63% of $300,000
- Rural Achievement = 100% of $57,462
- Medicaid Admin Outreach = 99% of $10,000
- ESSER = 101% of $490,561

SPECIAL EDUCATION

- Special Ed Private Facility = 56% of $50,000

TRANSPORTATION

- Bus fees = 71% of $5,000
- Regular State Transportation = 155% of $200
- Special Ed Transportation = 59% of $55,000
- Local taxes Transportation = 92% of $113,361
- ECE Transportation = 100% of $50,679

Expenditure Highlights: **February Expenditures = $666,633 (79% of total FY25 budgeted of $9,916,537)**

ED Fund

- Teacher substitutes = 106% of $70,000
- Certified Salaries = 77% of $1,821,087
- Tech Software = 133% of $32,000
- Tech Capital Outlay = 57% of $30,000

Building Fund

- Building Upkeep = 98% of 400,000
- Grounds Upkeep = 114% of $25,000
- Equipment Upkeep = 116% of $25,000
- Supplies = 50% of $40,000
- Gas = 41% of $17,000
- Electric = 71% of $90,000
- Water = 66% of $10,000

Transportation Fund

- ECE/PK = 69% of $110,000
- SPED = 53% of $190,000
- Reg Transportation = 90% of $165,000
- Extra-Curr = 84% of $23,000
- Field Trip = 21% of $16,000
- Supplies/Fuel Surcharge = 40% of $25,000

Current Balance = $3,519,544

Assistant Principal's Report- April 23, 2025

Below you will find a breakdown of the number of minors and majors given since our last meeting. Usually this is the time where we begin to see an increase in infractions, but hopefully this year proves me wrong! We are having our Wildcat Warrior field trip to the baseball game in Bloomington on April 29th for our 4th-8th grade Warriors. This is always an exciting event for the students. Our track season has kicked off and our Bureau County and Starved Rock Conference meets are in thew next few weeks. Scholastic Bowl will be competing as the #1 seed in the IESA regional on /Wednesday, April 30th. The next month will be packed with numerous end of the year activities. Please feel free to reach out with any questions.

Grade	# of Minors	Yearly total	# of Majors	Yearly Total
K	4	25	0	2
1	13	71	2	5
2	9	52	0	1
3	3	36	0	4
4	3	32	0	2
5	25	83	1	2
6	15	102	0	1
7	40	178	2	7
8	18	120	2	4
Total as of 4/11/25	**130**	**699**	**7**	**28**

Grade	**# of Students**	
EC	5	NC
Pre-K	51	-2
K	52	NC
1	57	NC
2	66	-1
3	72	NC
4	60	-1
5	64	NC
6	68	NC
7	60	NC
8	68	NC
Total	**623**	**-4**

Principal's Report
4/23/2025

- Redesign Listening Tour
  - Presentation attached
  - Accountability measures are being redesign because ISBE realizes there are problems
  - Illinois has the highest cut scores for state testing (mislabeled students who are on track)
    - Realigning performance levels where IAR, ISA and SAT are uniform

- Literacy Plan
  - Grant was submitted by April 15 – If all the schools didn't apply, funds will be reallocated
  - Team of teachers to work on writing the district plan

- Tardies
  - September – 169 (78 students)
  - October – 209 (86 students)
  - November – 173 (70 students)
  - December – 192 (91 students)
  - January – 144 (77 students)
  - February – 100 (62 students)
  - March – 270 (98 students)
  - April – 114 (56 students)

- Upcoming Dates
  - May 9th – Preschool Screenings
  - May 13th – Hall Open House
  - May 19th – Blood Drive
  - May 21st – Graduation

Systems of Support, Accountability & Assessment Redesign

Illinois State Board of Education

Dr. Tony Sanders, State Superintendent of Education
Dr. Kimako Patterson, Chief of Staff
Dr. Matt Seaton, Chief Financial Officer
Rae Clementz, Executive Director, Data Strategies, Accountability & Assessment
Dr. Christine Paxson, Executive Director, Improvement & Innovation
Nikki Combs, Ed.D., Director of School & District Improvement
Angela Foxall, Director of Assessment
Milton Leathers, Director of Accountability

Listening Tour, Chicago Heights, IL | February 3, 2025

ILLINOIS STATE BOARD OF EDUCATION

Vision

A STATEWIDE SYSTEM OF SUPPORT

in which *all districts & schools*

are engaged in cycles of

CONTINUOUS SCHOOL IMPROVEMENT

regardless of designation

ILLINOIS STATE BOARD OF EDUCATION

Three-Parts to School Improvement

Student Assessment

Tells us how well students are learning in schools

Accountability

Sorts and designates schools into categories based on student performance on assessments and other indicators

Statewide System of Support

Deploys supports and interventions to schools to help improve student learning

ILLINOIS STATE BOARD OF EDUCATION

The Challenge to School Improvement & Framing Student Success

1. **Restrictive cut scores mislabel students** who are on track for college or career as "not proficient."

2. Our accountability system for schools is **not criterion-based; it's normed or graded on a curve. That means the goal posts move every year.**

3. **Misleading data** (e.g., 70% of schools labeled "commendable") **prevents us from directing resources to where they are needed most.**

4. The system tells schools that there is a problem (it sorts) but does **not indicate what strategies or supports might be most helpful** in addressing the problem (informs).

ILLINOIS STATE BOARD OF EDUCATION

Three-Part Solution

Assessment

Right-Size Performance Levels & Proficiency Benchmarks

Accountability

Realign Designations to Provide Clearer Expectations of School Performance

Statewide System of Support

Deploy Continuous Improvement Model for All Schools through Regional Offices of Education

ILLINOIS STATE BOARD OF EDUCATION

Statewide System of Support

ILLINOIS
STATE BOARD OF
EDUCATION

Feedback

Support needed to improve student outcomes

- Coaching
- Attendance
- Social Emotional Learning

Different types of coaching

- Instructional Coaching
- Leadership Coaching

ILLINOIS STATE BOARD OF EDUCATION

Coaching Support

ISBE, in partnership with ROEs/ISCs, provides instructional coaches to schools in improvement status.

- All 38 ROEs/ISCs across the state

The Illinois Association of School Administrators (IASA), in partnership with ISBE, provides mentoring and support for new superintendents.

ILLINOIS STATE BOARD OF EDUCATION

Right-Sizing Proficiency

Performance Level Descriptors

ILLINOIS STATE BOARD OF EDUCATION

Assessment Problem of Practice

- **High cut scores mislabel students** who are on track for college or career as “not meeting” proficiency standards.

ILLINOIS STATE BOARD OF EDUCATION

2022 NAEP Mapping- 4th grade math

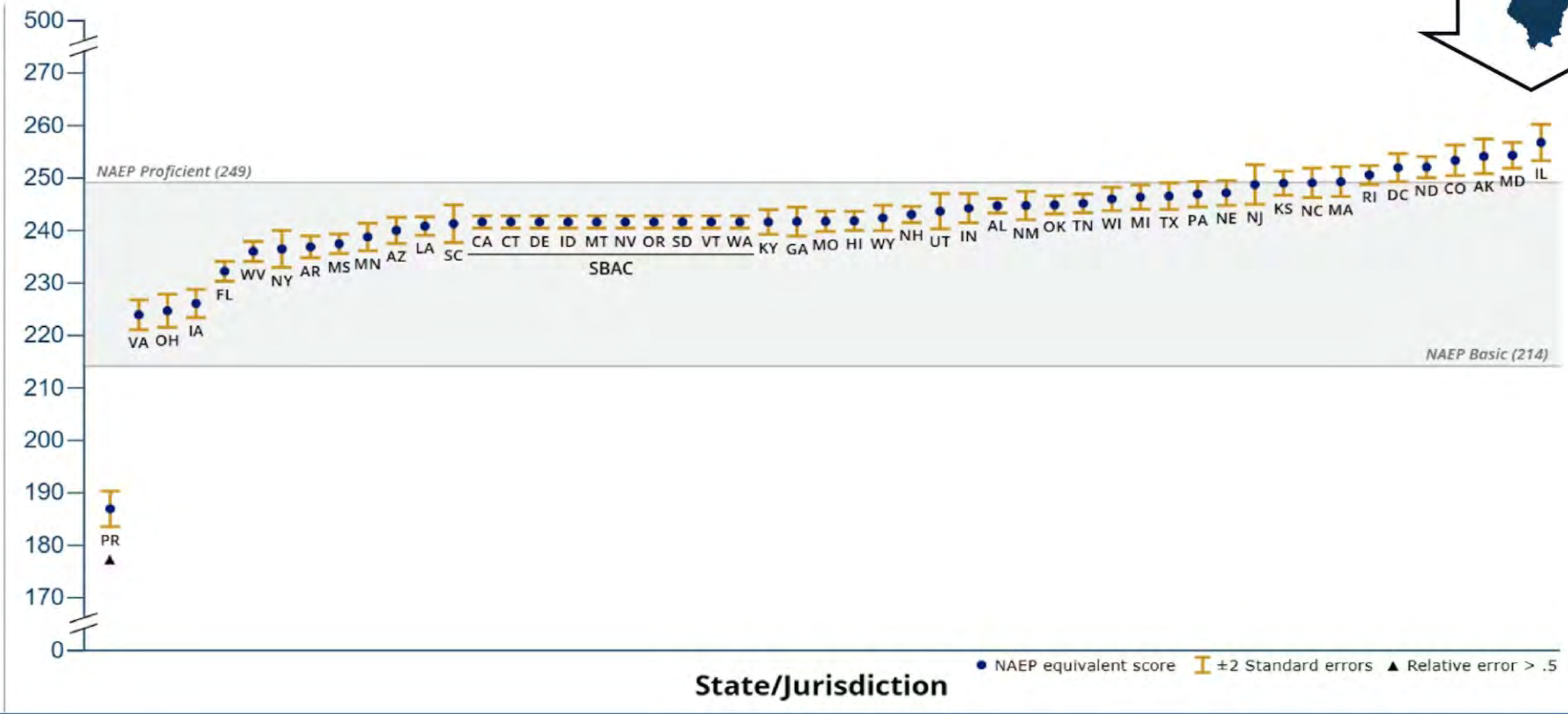

Proficiency: Apples to Oranges

A student who is proficient in CT or FL might not be proficient in Illinois.

To be "proficient" in grade four…	Illinois Expects	Connecticut Expects	Florida Expects
Score on its state test equivalent to NAEP score of:			
Reading	**236**	**224 (-12)**	**220 (-16)**
Math	**253**	**242 (-11)**	**236 (-17)**

Illinois (top of NAEP scale) reports a proficiency rate of **39%** but only includes the top two of five levels.



CT (middle of NAEP scale) reports an "achievement index of **63.9%**" using scale scores rather than performance levels.

Florida (bottom of NAEP scale) reports "**56%** achievement" in ELA, including their top three of five performance levels.

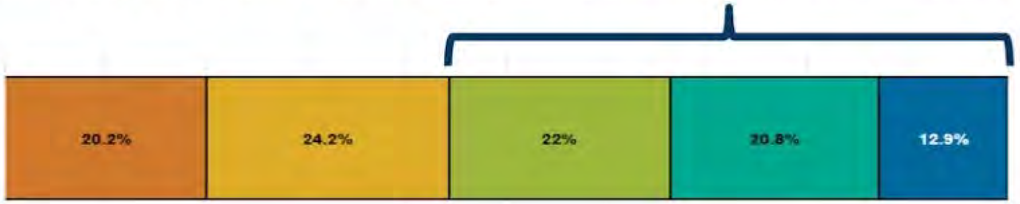

Same High Standards, Right-Sizing Proficiency Benchmarks

2022 High School Graduate

Now enrolled at ISU, double-majoring in history and special education

- High School GPA: 3.666
- AP Courses (4) & Dual Credit Courses (7)
- Industry Certifications & Work-Based Learning (3)
- Swimming & Diving, DECA, Educators Rising
- **English language arts: 460 – mislabeled as NOT PROFICIENT**
- **Math: 440 – mislabeled as NOT PROFICIENT**

ILLINOIS STATE BOARD OF EDUCATION

You've Spoken - We've Heard

We don't know the (academic) standards. Give us examples of what our kids should be able to do.

State assessment expectations don't align with classroom expectations. The state assessments are much higher.

There is not a shared set of expectations for proficiency across our school.

We need to see examples of student work from diverse student populations aligned to a common rubric.

ILLINOIS STATE BOARD OF EDUCATION

What We're Doing: Realigning Performance Levels – All Tests

Performance levels are **score ranges** that divide the full spectrum of performance on the state assessment into categories.

Now: Different Levels for Every Test

IAR	Does Not Meet	Partially Meets	Approaching Meets	Meets Expectations	Exceeds Expectations
SAT	Partially Meets	Approaching Meets	Meets Expectations	Exceeds Expectations	
ISA	Emerging	Developing	Proficient	Exemplary	

Next: Unified Across Assessments

IAR	Below Proficient	Approaching Proficient	Proficient	Above Proficient	
ACT	Below Proficient	Approaching Proficient	Proficient	Above Proficient	
ISA	Below Proficient	Approaching Proficient	Proficient	Above Proficient	

ILLINOIS STATE BOARD OF EDUCATION

How? Standard Setting

- **Standard Setting** is the formal process to create performance levels and set cut scores on state assessments
- Experts develop **Performance Level Descriptors (PLDs)**
  - Rubrics that describe the range of performance within each performance level
- Used by panels of educators to evaluate item difficulty on the most recent test to identify **Cut Scores**
  - Cut scores are the lowest score in a performance level

Panelists taking the test to evaluate item difficulty

ILLINOIS STATE BOARD OF EDUCATION

Who Are The Experts?

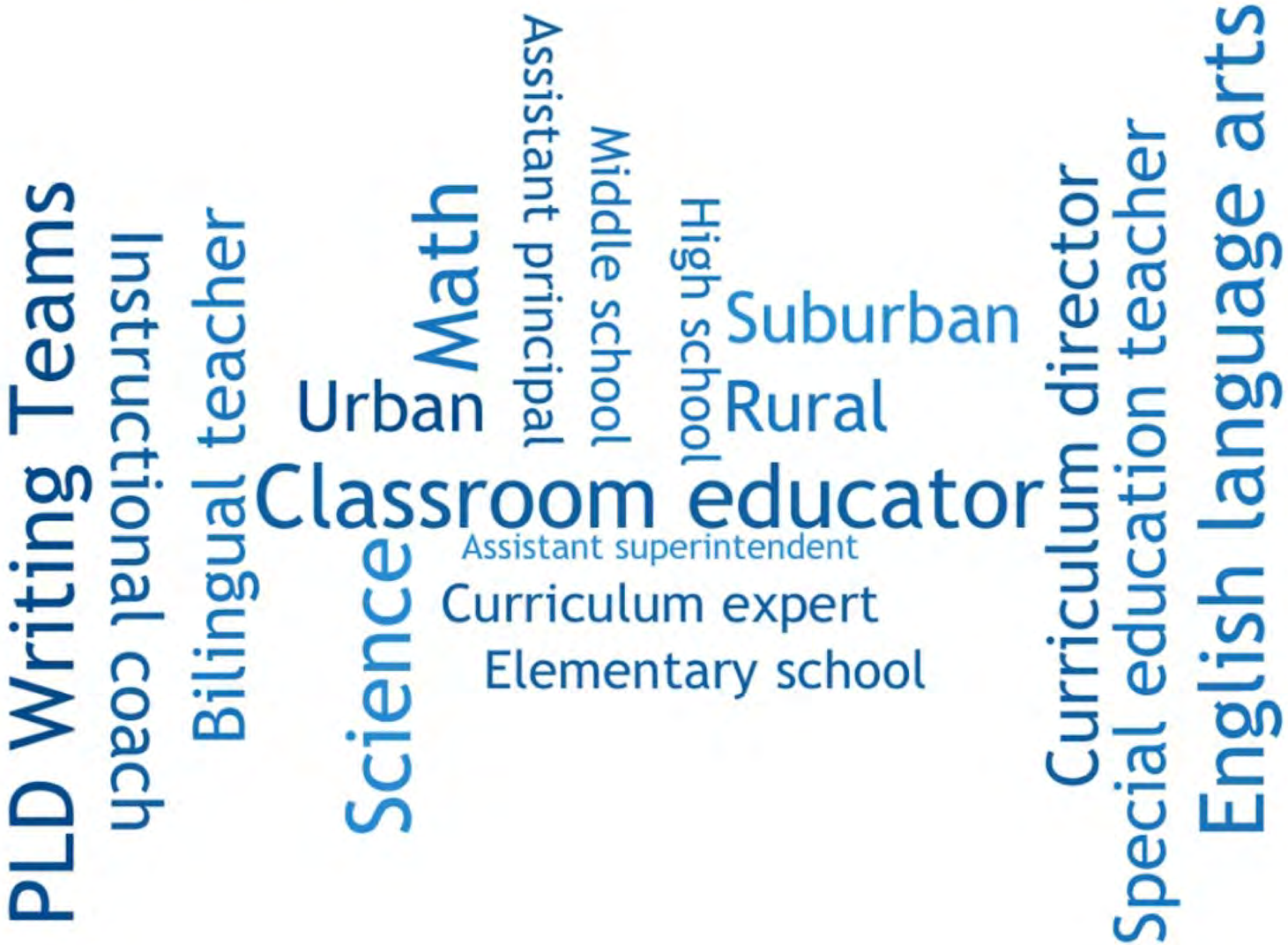

ILLINOIS STATE BOARD OF EDUCATION

We Want Your Feedback

Public comment on the Performance Level Descriptors will open end of February or early March.

Our intent is to equip you to review the PLDs and offer suggestions for improvement.

ILLINOIS STATE BOARD OF EDUCATION

Assessment Use Principles

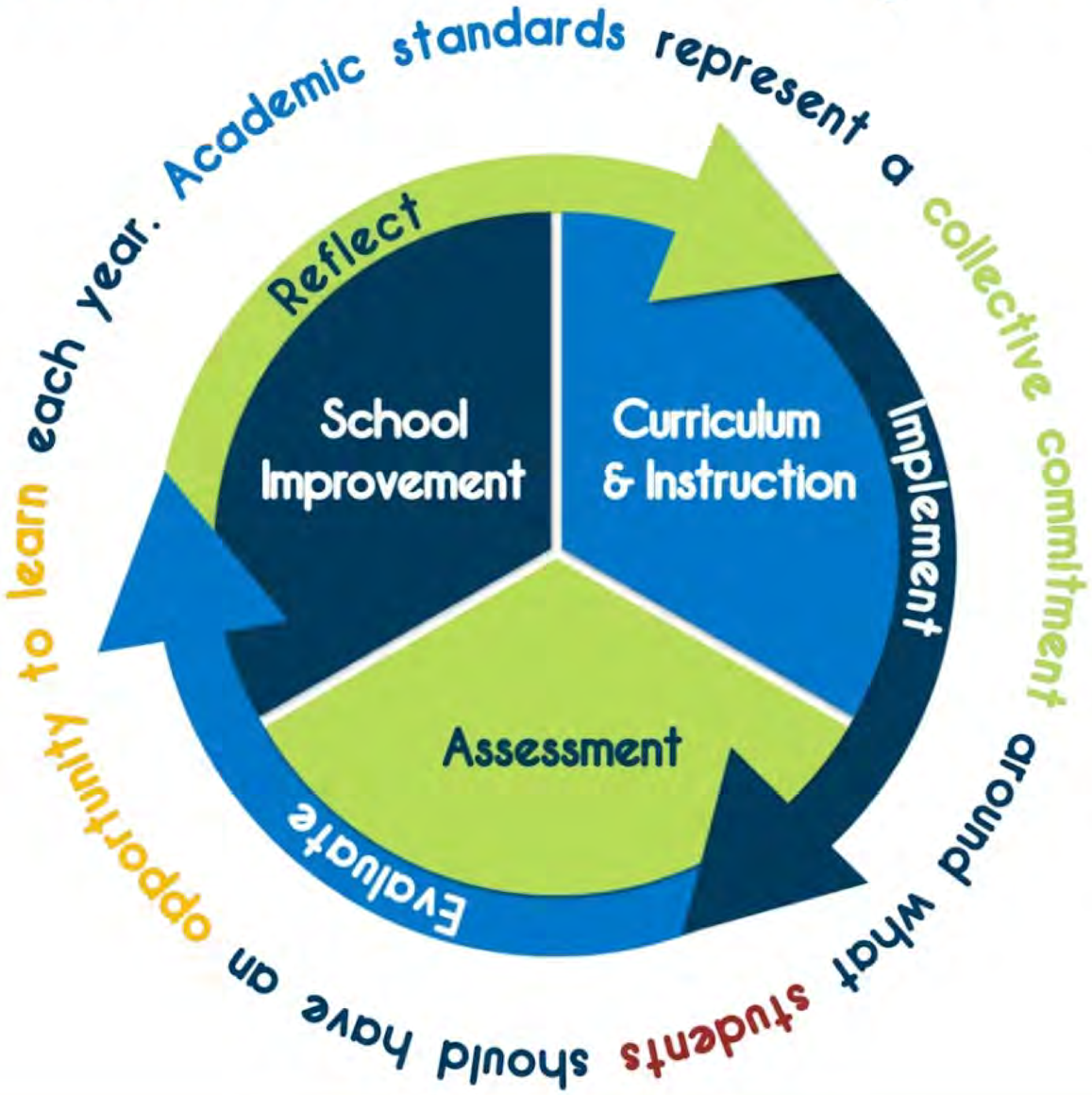

State assessments ask students to demonstrate their knowledge, skills & understanding on a common measure.

State assessment data allow us to see patterns in performance that should guide school improvement, helping identify areas of strength and opportunity.

ILLINOIS STATE BOARD OF EDUCATION

Getting it Right

Performance Level Descriptors (PLDs) are the bridge between

Classroom Performance .....&..... Assessment Performance

		Below Proficient	Approaching Proficient	Proficient	Above Proficient
Operations & Algebraic Thinking	4.OA.1	Recognize that some multiplication equations can be considered comparisons	Recognize multiplicative comparisons as multiplication equations.	Interpret multiplicative comparisons as multiplication equations.	Interpret and explain multiplicative comparisons as multiplication equations.
	4.OA.2	Recognize multiplicative comparison word problems that require multiplication or division.	Identify multiplicative comparison word problems that require multiplication or division.	Identify and solve multiplicative comparison word problems that require multiplication or division.	Identify and solve multiplicative comparison multi-step word problems that require multiplication or division.
		Solve word problems with whole numbers using two of the four operations.	Solve word problems with whole numbers using all four operations.	Solve multistep word problems with whole numbers using all four operations.	Solve and explain reasoning in multistep word problems with whole numbers using all four operations.

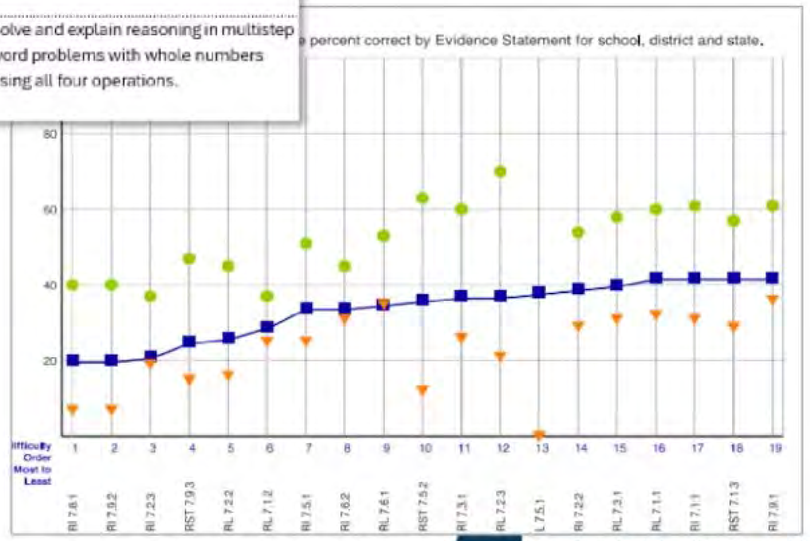

STATE BOARD OF EDUCATION

Examining the Sample PLDs – Two Versions

Organized by Domain
For General Use – Audiences Not Familiar With Standards

ILLINOIS STATE BOARD OF EDUCATION

English Language Arts 9-11	Learning Standards, Student Performance, and Complexity
	When evaluating student proficiency on state learning standards, consider how **performance** relates to **complexity**. Students show proficiency depending on the difficulty of the texts, tasks, and contexts they engage with. As a student's performance improves, they are typically able to handle more challenging texts, tasks, and contexts. The interplay between text, task, and context, along with each student's personal interests and educational experiences creates a unique profile of performance. A student's test score and performance level summarize their performance profile to make it easier to analyze the performance of groups of students or of one student across multiple data sources.

Claim 1: Key Ideas and Details[i] *Student performance indicates the ability to...*	
Level 4 Above Proficient	**Close Reading:** • Locate and interpret minor or subtly stated details in more challenging passages • Locate important details in complex passages • Draw subtle logical conclusions in more challenging passages • Draw simple logical conclusions in complex passages • Paraphrase virtually any statement as it is used in more challenging passages **Central Ideas, Themes, and Summaries:** • Infer a central idea or theme in more challenging passages or their paragraphs • Summarize key supporting ideas and details in complex passages **Relationships:** • Order sequences of events in somewhat challenging passages • Understand implied or subtly stated comparative relationships in somewhat challenging passages • Identify clear comparative relationships in more challenging passages • Understand implied or subtly stated cause-effect relationships in somewhat challenging passages • Identify clear cause-effect relationships in more challenging passages

Organized by Standard
For Use in Schools by Educators

ILLINOIS STATE BOARD OF EDUCATION

4th Grade	Learning Standards, Student Performance, and Complexity
	A student's ability to demonstrate proficiency is influenced by the difficulty of the texts or stimuli presented, tasks they complete, and the contexts in which they are engaged. As student performance improves, they are typically able to handle more challenging texts/stimuli, tasks, and contexts. The performance levels assigned to specific scale scores summarize performance, making it easier to analyze the results of groups of students or track an individual student's progress across multiple data sources. The combination of text, task, context, and each student's unique interests and educational experiences creates an individual performance profile that can help support their academic growth.

Operations & Algebraic Thinking 4.OA.1	Below Proficient	Approaching Proficient	Proficient	Above Proficient
	Recognize that some multiplication equations can be considered comparisons. SAMPLE ITEM: Complete the statement to represent the equation 5 x 3=15 5 times as many as ___ is 15.	Recognize multiplicative comparisons as multiplication equations. SAMPLE ITEM: Which equation correctly represents the statement "5 times as many as 3 is 15?" A. 15 x 3= 5 B. 3 x 5= 15 C. 5 + 3= 15 D. 5 + 5 + 3= 15	Interpret multiplicative comparisons as multiplication equations. SAMPLE ITEM: Which two statements can be used to represent the equation 5x3=15? Select the two correct answers. A. The number 15 is 5 shared equally with 3. B. The number 15 is 5 more than 3. C. The number 15 is 5 times as many as 3. D. Joe is 15 years old. Cindy is 5 years old. Their ages can be divided by 3. E. Joe is 15 years old. Cindy is 5 years old. Joes is 3 times as old as Cindy. F. Joe is 15 years old. Cindy is 5 years old. Cindy is 3 years younger than Joe.	Interpret and explain multiplicative comparisons as multiplication equations. SAMPLE ITEM: Create two different equations that both represent the following situation: "Darius has 3 packages of trading cards. Each package contains 3 trading cards. How many trading cards does Darius have?" Sample answers: 5x3=15 3x5=15 15=5x3 15=3x5

Domain Organized Sample – For Family & Community

Operations and Algebraic Thinking[i] *Student performance indicates the ability to...*	
Level 4 Above Proficient	• Interpret and explain multiplicative comparisons as multiplication equations. • Identify and solve multiplicative comparison multistep word problems that require multiplication or division. • Solve and explain reasoning in multistep word problems with whole numbers using all four operations. • Interpret and explain remainders in the context of problems. • Represent word problems with equations that include letters for unknowns and solve equations. • Assess and explain the reasonableness of their solution using estimation and mental computation strategies. • Use factor pairs within the range of 1-100, multiples, and prime and composite distinctions to solve and explain real world contextual problems. • Generate and explain how number and shape patterns follow a given rule. • Describe repetitions within number and shape patterns that are not explicitly mentioned in the rule.
Level 3 Proficient	• Interpret multiplicative comparisons as multiplication equations. • Identify and solve multiplicative comparison word problems that require multiplication or division. • Solve multistep problems with whole numbers using all four operations. • Interpret remainders in the context of problems. • Represent word problems with equations that include letters for unknowns. • Assess the reasonableness of their solution using estimation and mental computation strategies. • Find all factor pairs for whole numbers between 1 and 100. • Recognize and determine whether a given whole number is a multiple of a one-digit number. • Determine if whole numbers in the range 1-100 as either prime or composite. • Generate number and shape patterns following given rules.

Describes core skills and knowledge typical of students in the performance level

Intended to be shorter, easier to read, and support conversation about proficiency with parents and community

ILLINOIS STATE BOARD OF EDUCATION

Standards Organized Sample – For Educators

	Below Proficient	Approaching Proficient	Proficient	Above Proficient
OPERATIONS & ALGEBRAIC THINKING 4.OA.1	Recognize that some multiplication equations can be considered comparisons. SAMPLE ITEM: Complete the statement to represent the equation 5 x 3=15 5 times as many as ___ is 15.	Recognize multiplicative comparisons as multiplication equations. SAMPLE ITEM: Which equation correctly represents the statement "5 times as many as 3 is 15?" A. 15 x 3= 5 B. 3 x 5= 15 C. 5 + 3= 15 D. 5 + 5 + 3= 15	Interpret multiplicative comparisons as multiplication equations. SAMPLE ITEM: Which two statements can be used to represent the equation 5x3=15? Select the two correct answers. A. The number 15 is 5 shared equally with 3. B. The number 15 is 5 more than 3. C. The number 15 is 5 times as many as 3. D. Joe is 15 years old. Cindy is 5 years old. Their ages can be divided by 3. E. Joe is 15 years old. Cindy is 5 years old. Joes is 3 times as old as Cindy. F. Joe is 15 years old. Cindy is 5 years old. Cindy is 3 years younger than Joe.	Interpret and explain multiplicative comparisons as multiplication equations. SAMPLE ITEM: Create two different equations that both represent the following situation: "Darius has 3 packages of trading cards. Each package contains 3 trading cards. How many trading cards does Darius have?" Sample answers: 5x3=15 3x5=15 15=5x3 15=3x5
	Recognize multiplicative comparison word problems that require multiplication or division. SAMPLE ITEM: A slice of pizza costs $3. Marco buys 6 slices of pizza. Which equation can be	Identify multiplicative comparison word problems that require multiplication or division. SAMPLE ITEM: A slice of pizza costs $3. Marco buys 6 slices of pizza. Which equation can be	Identify and solve multiplicative comparison word problems that require multiplication or division. SAMPLE ITEM: A slice of pizza costs $3. Marco buys 6 slices of pizza. Which equation can be	Identify and solve multiplicative comparison multi-step word problems that require multiplication or division. SAMPLE ITEM: A slice of pizza costs $3. A whole pizza costs $10. Marco is buying pizza for a



Organized by Learning Standard With Sample Items to Illustrate Increasing Complexity

ILLINOIS STATE BOARD OF EDUCATION

Progression Across Grades

3rd Grade Operations and Algebraic Thinking Standard 1

Below Proficient	Approaching Proficient	Proficient	Above Proficient
Recognize that the product of two whole numbers will also be a whole number.	Recognize the product of two whole numbers in terms of the number of groups and size of each group	Interpret the product of two whole numbers in terms of the number of groups and size of each group.	Explain using real world context the product of two whole numbers in terms of the number of groups and size of each group.

4th Grade Operations and Algebraic Thinking Standard 1

Below Proficient	Approaching Proficient	Proficient	Above Proficient
Recognize that some multiplication equations can be considered comparisons.	Recognize multiplicative comparisons as multiplication equations.	Interpret multiplicative comparisons as multiplication equations.	Interpret and explain multiplicative comparisons as multiplication equations.

ILLINOIS STATE BOARD OF EDUCATION

Timeline

STAKE HOLDER ENGAGEMENT

MAY – AUG 2024

Determine number & name of performance levels

- Panel of 30 representing 13 constituencies
- 30 days of **public comment**

SEP 2024 – APR 2025

Develop performance level descriptors

- 9 teams with 100+ educators
- **1st public comment** 30 days FEB-MAR 2025
- **Statewide Listening Tour FEB-MAY 2025**
- **2nd public comment** 45 days APR-MAY 2025

MAY & JUN 2025

Board review & approval of performance level descriptors

- Board discussion in MAY
- Board approval in JUN

Late JUL 2025

Hold standard setting

- 27 Panels (1 per subject & grade) with ~25 teachers
- Final policy alignment by **State Supt. & selected advisors.**

AUG 2025

Board review & approval

- Discussion & approval same month to allow district preview & to meet report card publication timelines.

SEP – OCT 2025

Districts preview impact

Districts Will Know Percent Proficient

OCT 30 2025

Live on Report Card 2025

Districts Will Have Assessment Scores But Not Performance Levels or Percent Proficient

ILLINOIS STATE BOARD OF EDUCATION

Questions?

ILLINOIS STATE BOARD OF EDUCATION

Look at the samples. In your opinion is...

The language descriptive and easy to understand?

The formatting easy to follow?

The document relevant and useful for teachers?

The document useful when discussing proficiency with parents or community members?

Strongly disagree

Strongly agree

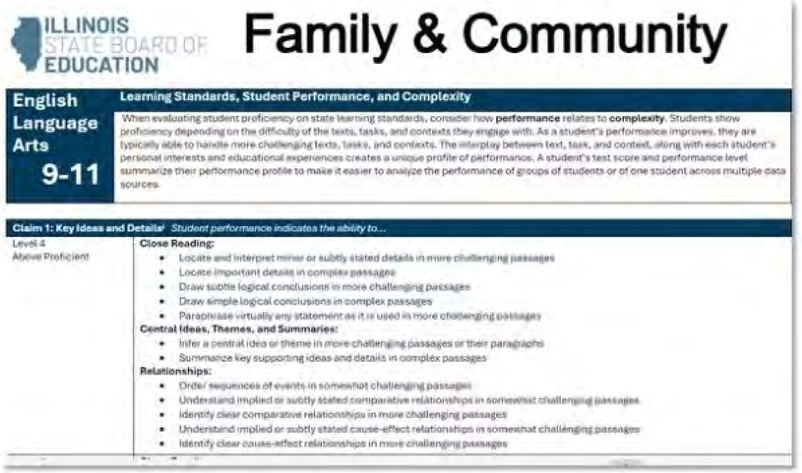

ILLINOIS STATE BOARD OF EDUCATION

Family & Community

English Language Arts 9-11

Learning Standards, Student Performance, and Complexity

When evaluating student proficiency on state learning standards, consider how **performance** relates to **complexity**. Students show proficiency depending on the difficulty of the texts, tasks, and contexts they engage with. As a student's performance improves, they are typically able to handle more challenging texts, tasks, and contexts. The interplay between text, task, and context, along with each student's personal interests and educational experiences creates a unique profile of performance. A student's test score and performance level summarize their performance profile to make it easier to analyze the performance of groups of students or of one student across multiple data sources.

Claim 1: Key Ideas and Details[1] *Student performance indicates the ability to...*

Level 4
Above Proficient

Close Reading:

- Locate and interpret minor or subtly stated details in more challenging passages
- Locate important details in complex passages
- Draw subtle logical conclusions in more challenging passages
- Draw simple logical conclusions in complex passages
- Paraphrase virtually any statement as it is used in more challenging passages

Central Ideas, Themes, and Summaries:

- Infer a central idea or theme in more challenging passages or their paragraphs
- Summarize key supporting ideas and details in complex passages

Relationships:

- Order sequences of events in somewhat challenging passages
- Understand implied or subtly stated comparative relationships in somewhat challenging passages
- Identify clear comparative relationships in more challenging passages
- Understand implied or subtly stated cause-effect relationships in somewhat challenging passages
- Identify clear cause-effect relationships in more challenging passages

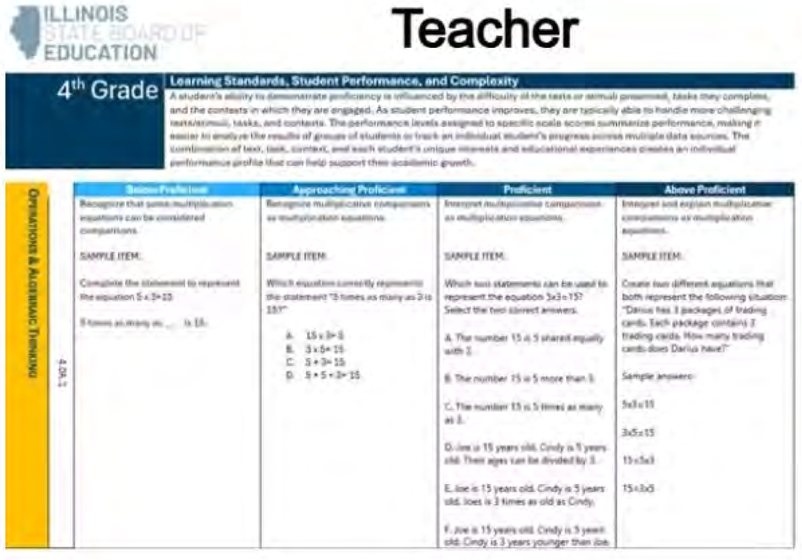

ILLINOIS STATE BOARD OF EDUCATION

Teacher

4th Grade

Learning Standards, Student Performance, and Complexity

A student's ability to demonstrate proficiency is influenced by the difficulty of the texts or stimuli presented, tasks they complete, and the contexts in which they are engaged. As student performance improves, they are typically able to handle more challenging texts/stimuli, tasks, and contexts. The performance levels assigned to specific scale scores summarize performance, making it easier to analyze the results of groups of students or track an individual student's progress across multiple data sources. The combination of text, task, context, and each student's unique interests and educational experiences creates an individual performance profile that can help support their academic growth.

Operations & Algebraic Thinking

4.OA.1

Below Proficient	Approaching Proficient	Proficient	Above Proficient
Recognize that some multiplication equations can be considered comparisons. SAMPLE ITEM: Complete the statement to represent the equation 5 x 3=15 5 times as many as ___ is 15.	Recognize multiplicative comparisons as multiplication equations. SAMPLE ITEM: Which equation correctly represents the statement "5 times as many as 3 is 15?" A. 15 x 3= 5 B. 3 x 5= 15 C. 5 + 3= 15 D. 5 + 5 = 3= 15	Interpret multiplicative comparisons as multiplication equations. SAMPLE ITEM: Which two statements can be used to represent the equation 3x3=15? Select the two correct answers. A. The number 15 is 5 shared equally with 3. B. The number 15 is 5 more than 3. C. The number 15 is 5 times as many as 3. D. Joe is 15 years old. Cindy is 5 years old. Their ages can be divided by 3. E. Joe is 15 years old. Cindy is 5 years old. Joes is 3 times as old as Cindy. F. Joe is 15 years old. Cindy is 5 years old. Cindy is 3 years younger than Joe.	Interpret and explain multiplicative comparisons as multiplication equations. SAMPLE ITEM: Create two different equations that both represent the following situation: "Darius has 3 packages of trading cards. Each package contains 5 trading cards. How many trading cards does Darius have?" Sample answers: 5x3=15 3x5=15 15÷5=3 15÷3=5

Which version do you prefer?

0 Family & Community Version

0 Teacher Version

0 Both. They each suit a different audience.

0 Neither.

What other observations do you have? Are there additional resources that would support understanding?

Redesigning Accountability

Clear Criteria

Relatable Profiles of Performance

Customized Considerations for School Improvement

ILLINOIS STATE BOARD OF EDUCATION

A Brief History of Accountability

1986 — 2002 — 2013 — 2018 — 2026

ontents

evision History
:hool and District Snapshot
Grades Served
eport Card Implementation Guidance
Report Card Eligible and Responsible Entity
Year End Collection (YEC) 4
Data Redaction 1
cademic Progress 1
Proficiency Rate ELA, Math and Science - All Tests 2
Proficiency Rate ELA, Math and Science – DLM-AA 2
Proficiency Rate ELA and Math – SAT 3
Proficiency Rate Science – ISA 3
Proficiency Rate and Student Growth Percentile ELA and Math – IAR 4
Participation Rate and No Participation Rate ELA, Math, and Science - All Tests 4
National Assessment of Educational Progress (NAEP) 5
State Performance Plan Indicators 6
Eighth Graders Passing Algebra I 8
9th Grade on Track 9
College and Career Ready 9
Career and Technical Education 10
Advanced Placement (AP) Exam Passing Requirements 12

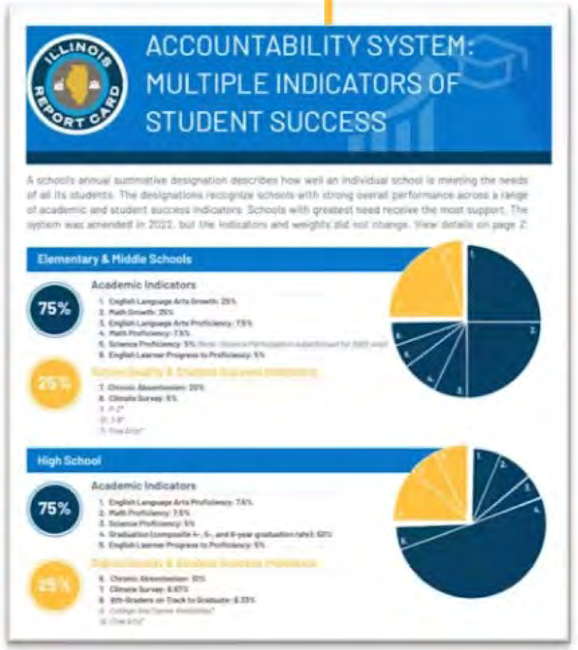

ACCOUNTABILITY SYSTEM: MULTIPLE INDICATORS OF STUDENT SUCCESS

A schools annual summative designation describes how well an individual school is meeting the needs of all its students. The designations recognize schools with strong overall performance across a range of academic and student success indicators. Schools with greatest need receive the most support. The system was amended in 2022, but the indicators and weights did not change. View details on page 2.

Elementary & Middle Schools

75% Academic Indicators

1. English Language Arts Growth: 25%
2. Math Growth: 25%
3. English Language Arts Proficiency: 15%
4. Math Proficiency: 15%
5. Science Proficiency: 5%
6. English Learner Progress to Proficiency: 5%

25% Chronic Absenteeism: 20%; Climate Survey: 5%

High School

75% Academic Indicators

1. English Language Arts Proficiency: 14%
2. Math Proficiency: 15%
3. Science Proficiency: 5%
4. Graduation (composite 4-, 5-, and 6-year graduation rate): 32%
5. English Learner Progress to Proficiency: 6%

25% Chronic Absenteeism: 5%; Climate Survey: 6.875%; 8th Graders on Track to Graduate: 8.25%

ILLINOIS STATE BOARD OF EDUCATION

Accountability Problems of Practice

- Our accountability system for schools is **not criterion-based;** it's normed or graded on a curve. **That means the goal posts move every year.**

- **Misleading data** (e.g., 70% of schools labeled "commendable") **prevents us from directing resources to where they are needed most.**

- The system tells schools that there is a problem (it sorts) but does **not indicate what strategies or supports might be most helpful** in addressing the problem (informs).

ILLINOIS STATE BOARD OF EDUCATION

Redesign Guidelines

- Want a single accountability system
- Must comply with ESSA requirements
- Addresses the accountability problems of practice identified
- Retains those features of the current system that appear to be working

ILLINOIS STATE BOARD OF EDUCATION

ESSA Requires States:

Issue a summative designation annually

Based on all indicators in the accountability system

To all schools, including those without assessed grades

ILLINOIS STATE BOARD OF EDUCATION

ESSA Required Indicators

Student Achievement	Academic Progress	Graduation Rate	English Language Progress	School Quality or Student Success
Measure of how well students perform on required assessment of ELA and math	Measure of academic growth or other academic indicator *Growth required for elementary & middle schools*	Percentage of students who graduate from high school within four, five or six years. *Required for high school*	Measure of how much progress English Learners make towards becoming proficient in the language	Any measure that meets the requirements of an ESSA indicator

STATE BOARD OF EDUCATION

Every ESSA Indicator Must Be…

- Valid and reliable
- Consistent within a grade span (i.e., 3-5, 6-8, and 9-12)
- Comparable and collected statewide
- Measured annually for all students, disaggregated by student group
- Allow for meaningful differentiation in school performance

ILLINOIS STATE BOARD OF EDUCATION

We've Been Listening

- Initial feedback gathered Fall 2024
  - Existing conferences & professional gatherings
- Modeling and development through existing statutory committees

1. SEP 18: Title I Director's Conference
2. SEP 26: IL Association of School Administrators Fall Conference
3. SEP 27: Bilingual Director's Conference
4. OCT 22: IL Principals Association Fall Conference
5. NOV 22: IASB•IASA•IASBO Joint Annual Conference
6. DEC 12: ESSA/Multilingual Conference

ILLINOIS STATE BOARD OF EDUCATION

What We've Heard

The most important thing is to keep a focus on growth. That's been a positive change.

Commendable is just too big. There needs to be a category for schools that aren't Comprehensive, but that need to focus on school improvement.

The current system is so focused on ranking. You work so hard, but your designation doesn't change just because other schools did better.

There's no clear expectations. I don't know what I'm supposed to do.

ILLINOIS STATE BOARD OF EDUCATION

What We're Doing: Accountability Redesign

Design Questions

- How can we design a system that minimizes ranking schools?
- How can we set clear performance criteria for each designation?
- How can we incorporate data useful for school improvement that doesn't meet the criteria to be an ESSA indicator?
- How can we make the system easy to understand and explain?

ILLINOIS STATE BOARD OF EDUCATION

Accountability & System of Support Timeline

SEP 2024 - NOV 2025

Redesign the accountability system

Legislative changes to include ROEs/ISCs in any iteration of the system of support

DEC 2025

ESSA Amendment

New Accountability & System of Support

Board Discussion

JAN 2026

ESSA Amendment

New Accountability & System of Support

Board Approval

FEB 2026

ESSA Amendment

New Accountability & System of Support

Submit to the US Dept. of Education

OCT 30 2026

NEW Accountability

Live on 2026 Report Card

System of Support For All

ENGAGEMENT

- **Fall 2024:** Conference tour SEP-DEC 2025
  What is working well? What data is most helpful?
- **Winter 2024-2025:** Modeling potential system designs for feedback.
- **Spring 2025:** Statewide listening tour FEB-MAY 2025
- **Summer 2025:** 1st Public comment 45 days MAY-JUN 2025
- **Fall 2025:** 2nd Public comment 60 days SEP-OCT 2025

ILLINOIS STATE BOARD OF EDUCATION

Consider: Accountability Approaches that Don't Rank

Decision Tree

Branch 3. Commendable

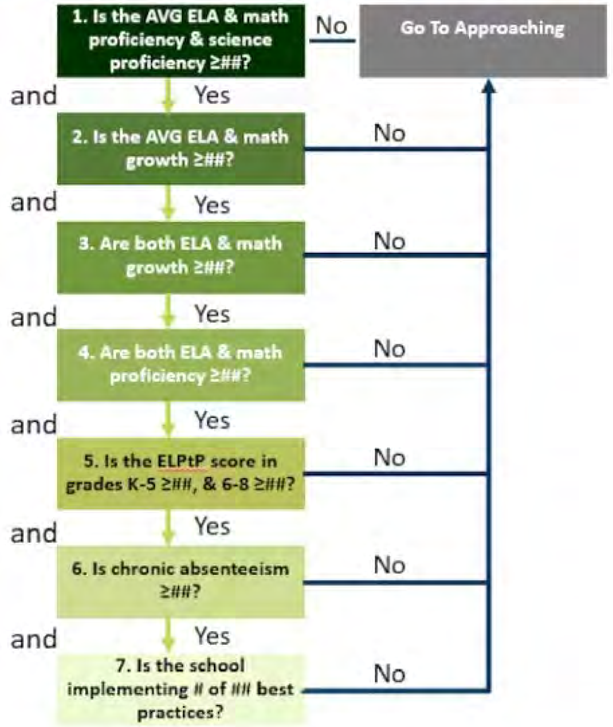

Performance Profile

An Exemplary School is one where…

The composite mean **student growth** percentile is…

- Greater than or equal to (≥)## **AND** composite **proficiency** is ≥ ##% OR
- Greater than or equal to ## **AND** composite **proficiency** is ≥ ##% OR
- Greater than or equal to ## **AND** composite **proficiency** is ≥ ##% OR
- Greater than or equal to ## **AND** composite **proficiency** is ≥ ##%

The **science proficiency** rate greater than or equal to ELA and math composite proficiency rate

The **English Learner Progress to Proficiency rate** is ≥ ## in grades 2-5 **AND** ≥ ## in grades 6-8

Less than half the students are considered **chronically absent**

The school is implementing at least [#] of [total options] **best practices**

Simple Index

Indicator	Points	Out of	Criteria
ELA Proficiency	8	12	≥ ##% earns full points
Math Proficiency	7	12	≥ ##% earns full points
Graduation Rate	28	30	≥ ##% earns full points w/ no groups below 66.67%
ELPtP	4	5	≥ ##% meeting or exceeding target earns full points
Dual Credit, CPE or AP	20	20	≥ ##% earns full points
9th Grade On Track	13	15	≥ ##% earns full points
Chronic Absenteeism	3	6	≤ ##% earns full points

Ranking possible. Will create score clusters that cannot be further ranked.

ILLINOIS STATE BOARD OF EDUCATION

Which approach do you find most promising?

Decision Tree	Profile of Performance	Simple Index
0	0	0

Consider: Incorporating Data That Aren't Indicators

Custom Report Proof of Concept

RCDTS: 123-45-6789-10-1112
SCHOOL NAME: Sample Elementary
DISTRICT NAME: Fazzoul Community Consolidated District #77

DESIGNATION: Commendable

STUDENT GROUPS:

All Students
Asian
Black
Hispanic
Two or More Races
Children With Disabilities
EL
Former EL
Low Income

Group	ELA Proficiency	ELA Growth	Math Proficiency	Math Growth	Science Proficiency	EL Progress to Proficiency	Chronic Absenteeism	Climate Survey Participation	Designation
ALL	46.98	55.83	34.60	53.80	87.21	52.57	18.16	93.80	Commendable
ASIAN	69.08	56.12	49.34	57.15	88.61		16.67	93.75	Commendable
BLACK	27.45	54.39	16.00	58.57	78.41		17.65	95.92	Commendable
HISPANIC	23.61	54.82	15.28	51.39	86.92	45.69	18.31	97.22	Commendable
TWO OR MORE	55.17	58.48	31.03	60.00	87.04		16.13	92.86	Commendable
CWD	6.15	51.45	4.69	44.05	8.94		32.81	89.29	Approaching
EL	12.70	55.10	[illegible]	[illegible]	[illegible]	[illegible]	[illegible]	[illegible]	[illegible]
FORMER EL	66.07	52.87	48.21	56.85	82.88		14.29	94.83	Exemplary
LOW INCOME	31.43	56.17	9.42	45.42	21.89	54.83	25.18	94.07	Approaching

How does the overall performance of individual student groups (e.g. Children with Disabilities, ELs, Low Income, or a race/ethnicity group) compare to that of the "All Students" group?

YOUR DATA: Your performance profile based on your All Students group was [Designation]. The following groups were also in [Designation]:

- Asian
- Black
- Hispanic
- Two or More Races
- EL

Meaning their profile of performance is broadly similar to that of the All Students group.

The following student groups fall in a different performance profile:

- Former EL – [Higher Designation]
- Children with Disabilities – [Lower Designation]
- Low Income – [Lower Designation]

HAVE YOU CONSIDERED?

Sample text that differs based on the designations & spread of performance profiles for each group...
While none of these groups is currently identified as a Targeted student group, your building has a wide variety of profiles of performance.

What indicators are driving those differences?

How are the dynamics of family & community engagement different for [higher designation group] and how does that support student success? Your 5Essentials rating for Involved Families is [Weak]. Why do you believe that is?

How does the mean student growth percentile for each student group compare to that of the 'All Students" group?

YOUR DATA: Your mean ELA SGP is [55.83]. This is a baseline SPG, which means that students in your school are growing faster in 2024 than students just like them did back in 2019. This is good news. However, your cohort SGP, which compares your 2024 students' rate of growth to that of other students in the same grade in 2024 is only a [#], which suggests your students are currently growing slower than students like them throughout the state right now. Your mean Math baseline SGP is [53.80], which again suggests your student growth is faster than in 2019, and your math cohort SPG is a [#], which is typical or expected growth for students who start in the same place academically.

HAVE YOU CONSIDERED?

Is it possible that students in the [Low Income] group or [Children with Disabilities] group are being pulled for services of some kind during [math] instruction?

Consider your discipline data; are students in the [Low Income] group or [Children with Disabilities] group being sent out of the classroom into the hallway, referred to the office, or to a buddy seat more frequently during

Keep What's Working

A chart with data for all groups together.

Describing the patterns of performance and putting them in context

Asking them to consider what they know that might explain those patterns.

ILLINOIS STATE BOARD OF EDUCATION

To what extent do these statement reflect your needs & perspective?

A report like the one shown would be helpful. I feel like it would give us what we need.

A report like the one shown would largely be ignored. One person might read it.

A report like the one shown would be nice, but I'd still want to schedule a data review with ISBE staff.

We already have the skills & knowledge we need. Neither the report nor data reviews are necessary.

Strongly disagree

Strongly agree

Consider: Setting Clear Criteria

- The challenge of setting clear criteria for each designation is that our perception of "good" performance can change depending on the context

- Consider these four hypothetical school profiles and how you would categorize their performance

ILLINOIS STATE BOARD OF EDUCATION

Grassy Hill Elementary*

- Located on the edge of a small city
- Tier 1 unit district
- Minimal achievement gaps or differences in rates of chronic absenteeism

Enrollment: 300	Grades Served: K-5
Proficiency: ELA -- 23%	Math -- 17%
Growth MSGP: ELA – 43.2	Math – 37.1
EL Progress to Proficiency: 65% on track	
Absenteeism: 25%	
Discipline: 54 out of school suspensions	
Other Offerings: After school tutoring, Soccer	

ILLINOIS STATE BOARD OF EDUCATION

* Not a real school

How would you rate Grassy Hill Elementary?

0
Exemplary

0
Commendable

0
Approaching

0
Targeted

0
Comprehensive

Yardley High School*

- Located in a large northern suburb
- Tier 4 high school district
- Noticeable achievement gaps & differences in rates of chronic absenteeism & discipline for low income students

Enrollment: 2,100	Grades Served: 9-12
Proficiency: ELA -- 58%	Math -- 53%
Graduation Rate: 93%	
EL Progress to Proficiency: 33.28% on track	
Absenteeism: 21%	
Discipline: 81 out of school suspensions	
Other Offerings: Men's & Women's Football, Basketball, Baseball, Soccer, Tennis, Track, Swimming, Model UN, Science Olympiad, Scholastic Bowl, Symphony, Band, Jazz Band, Choir, Show Choir, Musical Theater, Theater	

* Not a real school

How would you rate Yardley High School?

0
Exemplary

0
Commendable

0
Approaching

0
Targeted

0
Comprehensive

Beechcraft School of Scholarship*

- Located in a medium-sized city
- Tier 2 unit district
- Lottery enrollment, serving a diverse student population
- Noticeable performance gap for Children with Disabilities; still above state average

Enrollment: 300	Grades Served: K-8
Proficiency: ELA -- 82%	Math -- 67%
Growth MSGP: ELA – 68.3	Math – 64.6
EL Progress to Proficiency: N/A	
Absenteeism: 11%	
Discipline: 2 in school suspensions	
Other Offerings: No sports, Numerous after school clubs including debate, coding & photography, busy calendar of family & community activities	

STATE BOARD OF EDUCATION

* Not a real school

How would you rate Beechcraft School of Scholarship?

0
Exemplary

0
Commendable

0
Approaching

0
Targeted

0
Comprehensive

Vincent Middle School*

- Located in a small city near the state border; mobility 3 times higher than the state average
- Tier 2 elementary district
- Minimal achievement gaps or differences in rates of chronic absenteeism

Enrollment: 585	Grades Served: 6-8
Proficiency: ELA -- 16%	Math -- 9%
Growth MSGP: ELA –73.2	Math – 57.5
EL Progress to Proficiency: N/A	
Absenteeism: 62%	
Discipline: 0 suspensions; 2 expulsions	
Other Offerings: None; music & art offered during the school day	

ILLINOIS STATE BOARD OF EDUCATION

* Not a real school

How would you rate Vincent Middle School?

0
Exemplary

0
Commendable

0
Approaching

0
Targeted

0
Comprehensive

For my district or school, the accountability redesign will be a success ...

thank you

ILLINOIS
STATE BOARD OF
EDUCATION

SPRING VALLEY C.C.S.D. 99
BOARD WORKING AGREEMENTS
Adopted April 2025

This document reflects the Board of Education's ongoing discussions in regards to memorialize successful past practices and to continue a culture of effective board governance. The Board and the Superintendent constitute a leadership team with all working toward effective governance, responsible management, supportive interaction, respectful communication, and establishment of clear direction.

Section I: Role and Responsibilities

1. Identify community values and stakeholder expectations
2. Clarify the district direction and goals through a strategic plan
3. Adopt, approve, and ensure implementation of policies
4. Operate openly within the framework of the Board meetings. Limit closed session time
5. Encourage collective decision-making and respect diverse viewpoints
6. Determine how to measure goals and what information is required for understandable reporting
7. Adopt formal procedures to monitor and evaluate district programs
8. Use monitoring parameters and financial performance guidelines to budget for district spending and revenue
9. Respect/understand the differences between the roles of Board Members and the Superintendent
10. Provide opportunities for our community (parents, staff, students, tax payers) involvement
11. When a Board member is a district parent, they will interact with staff, like any other parent. Staff will view them as a Board member first. The role of Board member will remain completely separate from the role of a parent.

Section II: Working Agreements & Communication

1. The Board of Education is a group of seven equal members
2. The Superintendent is accountable to the full Board, not to individual members. Direction to the Superintendent is only given at a Board of Education meeting and when a majority of the Board agrees to give direction.
3. All board of Education members will respect the difference between the Board members and between Board and Superintendent/staff roles.
4. The Board oversees one employee, the Superintendent. The Board does not direct or oversee other district staff.
5. Expectations for the Superintendent should be clear and concise.
6. The Superintendent will share and support leadership with all individual Board of Education members.
7. When individual Board Members request information, email the Superintendent and copy the Board President. A response will be provided to all Board members.
8. Board members who have items for the agenda will email the Superintendent and the Board president, six-days prior to the Board meeting. If the request is difficult to prepare, the Superintendent may place the request as a discussion item on the following meeting agenda.
9. When possible, any requests on information contained in a Board packet should be made prior to a meeting to allow staff time to prepare an answer. If requests are not made in advance, questions may not be answered. In this event the superintendent will facilitate a response after the meeting in a timely manner
10. Board members will include the Superintendent in any pertinent conversations or questions with district staff by copying the Superintendent in the email.
11. If decorum is not maintained during a meeting, the Board President will attempt to reestablish decorum using the gavel to quiet all present, move to the next agenda item, or call for a recess. If Board discussions are not exhibiting respectful behavior, any Board member may make a motion for a recess.
12. External Correspondence
    a) When the Board is contacted (ex.: in person, via email, social media, etc...), the Board President will respond to the individual. Individual Board members may reply to the individual to acknowledge the inquiry; however, they should not respond to the content of the inquiry.
    b) When the Board and the Superintendent are contacted, the Superintendent will respond to the individual. Individual Board members may reply to the individual to acknowledge the inquiry; however, they should not respond to the content of the inquiry.
    c) When the Superintendent receives an eternal communication regarding a specific Board member, the Superintendent will contact that Board member for clarification of the issue before any further action.
    d) If a Board member feels an inquiry or comment received (or observed) from any communication medium (email, social media, etc.) requires a response, an email should be sent to the superintendent with a copy to the Board president making them aware of the issue. It will be the responsibility of the superintendent to determine a response.
13. When a board member wished to visit a school, the Superintendent should be notified in advance. Members are encouraged to attend school events.

14. A comprehensive email update from the Superintendent to the Board is share via email on a weekly basis. The Superintendent will send an immediate text or email in emergency or urgent situations.
15. The Board will receive meeting packets 5-days prior to a meeting.
16. The Board president or the superintendent is the designated liaison to the Board attorney, depending on the issue. In the president's absence the vice-president assumes this responsibility. All questions for the board attorney should be collected the liaison. The attorney's response will be shared with all board members.
17. Board members will use only their District email account when communicating on District business.
    a) Most electronic communication is subject to the Freedom of Information Act and such can be made public.
    b) In compliance with the Open Meetings Act, Board members will not "reply all" to any district email.
    c) Board members will not email or text other members thoughts or opinions on any school business.
    d) Board members will not post online rebuttals/responses/corrections to district-related social media posts. Members may only post general district items on their personal sites.

Section III: Individual Board Member Expectations & Relationships

1. All board members are to be respectful of each other. Each brings a different expertise and has good intentions.
2. Demonstrate professionalism and responsible behavior including appropriate body language, facial expressions and tone of voice. Sincerely listen to understand the viewpoints of others.
3. Attend meetings well prepared for district business. Visit BoardBook and look over packet.
4. Solve issues through collaboration. Members retain the right to seek change ethically and constructively. Members may disagree with a decision, yet will support the board's decision by abiding by the will of the majority.

Section IV: Working Together the Superintendent and all Members of the Board

1. The Board Employs and evaluates only the superintendent . Hold them accountable for district performance and compliance with board policies.
2. Board members must act in the best interest of all students and stakeholders.
3. Respect the confidentiality of the closed session.
4. Build trust through open and honest communication.
5. Board members will contact the superintendent if they believe there is an urgent matter.
6. Board members may email or text superintendent after regular business hours; however, there is no expectation that the superintendent will respond until business hours resume.
7. Direct the superintendent to speak on behalf of the District for media requests.
8. Redirect a concerned parent or community member to the following chain of command; teacher, principal, Superintendent. Community members may also address the Board of Education during the agenda item "Public Comment" during a Board of Education meeting.
9. The board does not interact with the public during the Public Comments portion of the meeting. The Board president will notify the individual making comments of the Board's approach. If further clarification is needed the board president will direct the speaker to the superintendent.
10. Inform the superintendent via email or phone call if a Board member is aware of any individual(s) planning to address the Board of Education at a meeting.
11. There will be no surprises. Respect all participants and the established processes.

Section V: Board of Education Meeting Protocols

1. Robert's Rules of order will be observed as a guide to facilitate Board of Education meetings.
2. The Board will encourage community involvement by allowing staff and community members to speak at a designated time during the meeting.
3. All persons attending the meeting will be treated fairly and equally.
4. When someone speaks to the Board, members will listen carefully and then direct the Superintendent to help or further direct him/her to the appropriate person, if needed.
5. During discussions the President directs conversations so all have equitable opportunity to speak and be heard.
6. Members will wait to speak until others have finished speaking. No side discussions while others are speaking. Refrain from cellphone use. The president will call on members with raised hands, to determine the order.
7. Make best efforts to stay on topic and encourage fellow board members to do so.
8. Policies and protocols related to board meetings will be reviewed and revised as needed but at least annually.