

**ACKNOWLEDGEMENT OF RECEIPT OF NOTICE OF MEETING
OF THE MAYOR AND CITY COUNCIL OF
THE CITY OF DAVID CITY, NEBRASKA**

The undersigned members of the governing body of the City of David City, Nebraska, hereby acknowledge receipt of advance notice of a regular meeting of said body and the agenda for such meeting to be held at 7:00 o'clock p.m. on the **13th day of May**, in the **meeting room of the City Office, 490 "E" Street, David City, Nebraska**. The Mayor and City Council reserve the right to enter into a closed session at any time during the meeting, in accordance with the Nebraska Open Meetings Act, even though the closed session may not be stated on the agenda.

This agenda for public inspection is available on our website at www.davidcityne.com and may be modified up to twenty-four hours prior to the opening of the meeting.

Dated this .

AGENDA AS FOLLOWS:

1. Roll Call;
2. Pledge of Allegiance;
3. Inform the Public about the location of the Open Meetings Act and the Citizens Participation Rules;
4. Minutes of the April 22, 2026, meeting of the Mayor and City Council;
5. Approval of Claims;
6. Approval of D-Sign Shop Claim;
7. Committee and Officer Reports and Butler County Development Board Updates;
8. Discuss/Consider the proposal from Waterworth;
9. Discuss/Consider a request from The Friends of David City/Summerfest Committee to waive City Ordinances to allow alcohol within the fenced-in area of the David City south Auditorium parking lot on June 6, 2025, for Summerfest Activities;*
10. Approval of Resolution No. 7-2026 for the Lower Platte North NRD Hazard Mitigation Plan;
11. Approval of Pay Application No. 26 to BRB Contractors, Inc. in the amount of \$298,454.42 for the David City Wastewater Treatment Facility Improvements;
12. Approval of Change Order No. 9 to BRB Contractors, Inc. in the amount of \$37,790.74 for Tracer Wire, Rebar Epoxy, INF Fittings, Yard Hydrant Removal, Electrical Modifications, Lift Station Programming Modifications and Flow Meter Deduct, SBR Stair Deduct, Blower Building Lighting Modifications, SBR East Handrail Removal and Blower Building Existing HVAC Replacement at the Wastewater Treatment Facility;
13. Approval of Change Order No. 10 to BRB Contractors, Inc. in the amount of \$80,262.53 for the Headworks Slide Gate at the Wastewater Treatment Facility;
14. Approval of plans and specifications for the 6th Street Watermain Replacement and WTP Backwash Forcemain, authorization to send to NDWEE for regulatory review, authorization to pay the review fee to NDWEE, and authorization to bid;
15. Discuss/Consider approval of plans and specifications for the '2026 Electrical Distribution Improvements' project and authorization to bid;

16. Discuss/Consider purchase of a Larson Cable Trailer for the David City Electric Department;
17. Discuss/Consider the hourly wage for Interim Deputy Clerk Rachel Kahnk (Step 1 - Account Clerk II);
18. Discuss/Consider the hourly wage for Summer Recreation Employees Greg Jahde (Step 10 - Part-Time Worker) and Cody Navrkal (Step 5 - Part-Time Worker);
19. Adjourn;

Mayor Jessica J. Miller

Council President Bruce L. Meysenburg

Council Member Jeremy W. Abel

Council Member James L. Angell

Council Member Rick L. Holland

Council Member Kevin E. Woita

Council Member Keith A. Marvin

City Clerk – Treasurer Lori M. Matchett

CITY COUNCIL PROCEEDINGS
April 22, 2026

The City Council of the City of David City, Nebraska, met in open public session at 7:00 p.m. in the meeting room of the City Office, 490 E Street, David City, Nebraska. The Public had been advised of the meeting by posting in four places (City Office, U.S. Post Office, Butler County Courthouse, and Hruska Public Library). The Mayor and members of the City Council acknowledged advance notice of the meeting by signing the Agenda, which is a part of these minutes. The advance notice to the Public, Mayor, and Council members conveyed the availability of the agenda, which was kept continuously current in the office of the City Clerk and was available for public inspection on the City's website. No new items were added to the agenda during the twenty-four hours immediately prior to the opening of the Council meeting.

Present for the meeting were: Mayor Jessica Miller, Council President Bruce Meysenburg, Council Members Jeremy Abel, Keith Marvin, Jim Angell, Rick Holland, Kevin Woita, City Administrator Alan Zavodny, City Administrator Intern Raiko Martinez, City Attorney Michael Sands, and City Clerk-Treasurer Lori Matchett.

Also present for the meeting were: Interim Deputy Clerk Rachel Kahnk, Police Chief Marla Schnell, Sergeant Tristan Hilger, Officer Chris Baete, Jackson Winkler, Cory Gaston of Kirkham Michael, Recreation Supervisor William Reiter, Monica Heller of The Friends of David City, Dana Trowbridge, Bob Kobza, Kendall Perry and Family, Doug Rix, and Nick and Marlene Hein. Ethan Joy of JEO Consulting Group attended via zoom.

Council Member Jim Angell made a motion to approve the minutes of the April 9, 2026, meeting of the Mayor and City Council as presented. Council Member Kevin Woita seconded the motion. The motion carried. Jeremy Abel: Yea, Jim Angell: Yea, Rick Holland: Yea, Keith Marvin: Yea, Bruce Meysenburg: Yea, Kevin Woita: Yea. Yea: 6, Nay: 0.

Council Member Bruce Meysenburg made a motion to approve Resolution No. 5-2026 Agency Agreement, and Grant Application for the FY2026 Runway Rehabilitation Project (Project No. 3-31-0025-019/020-2026) for the David City Municipal Airport. Council Member Rick Holland seconded the motion. The motion carried. Jeremy Abel: Yea, Jim Angell: Yea, Rick Holland: Yea, Keith Marvin: Yea, Bruce Meysenburg: Yea, Kevin Woita: Yea. Yea: 6, Nay: 0.

(Space Intentionally Left Blank)

Resolution No. 5-2026

EXTRACT FROM THE MINUTES OF AN OFFICIAL MEETING OF THE CITY COUNCIL OF DAVID CITY, NEBRASKA, SPONSOR OF DAVID CITY MUNICIPAL AIRPORT, HELD ON April 22, 2026.

The following resolution was introduced by Bruce Meysenburg, read in full, seconded by Rick Holland and considered:

A RESOLUTION ADOPTING AND APPROVING THE EXECUTION OF AN AGENCY AGREEMENT WITH NEBRASKA DEPARTMENT OF TRANSPORTATION, DIVISION OF AERONAUTICS FOR PROJECT NO. 3-31-0025-019/020-2026 TO BE SUBMITTED BY THE DEPARTMENT TO THE FEDERAL AVIATION ADMINISTRATION TO OBTAIN FEDERAL ASSISTANCE FOR THE DEVELOPMENT OF THE AIRPORT:

Be it resolved by the Mayor and members of the City Council of David City, Nebraska, that:

1. The City of David City shall enter into an Agency Agreement with the Department of Transportation, Division of Aeronautics for Project No. 3-31-0025-019/020-2026 for the purpose of obtaining Federal assistance for the Airport and that such agreement shall be set forth hereinbelow.
2. The Mayor of David City is hereby authorized and directed to execute said Agency Agreement on behalf of the City of David City, and the City Clerk is hereby authorized to attest said execution.
3. The said agreement, referred to hereinabove, is inserted in full and attached herewith, and made a part hereof as Exhibit "O".

Upon calling for a vote on the resolution, 6 voted yea, and 0 voted nay, and the resolution therefore was declared passed and approved on April 22, 2026.

ATTEST: _____
Clerk

Mayor

AGENCY AGREEMENT

Project No. 3-31-0025-019/020-2026 (R05)

This is an agreement between the City of David City, Nebraska, hereinafter referred to as the "Airport Sponsor" and the Nebraska Department of Transportation, Division of Aeronautics, hereinafter referred to as the "Division," made and entered into in accordance with, and for the purpose of, complying with the laws of the State of Nebraska.

The Airport Sponsor desires to develop the David City Municipal Airport and to use federal airport aid funds available for that purpose. Therefore, the Airport Sponsor hereby designates the Division as its agent in accordance with §3-124 and §3-239, Neb. Rev. Stat. (Reissue 2016), and the Division hereby accepts such designation and agrees to act as the agent of the Airport Sponsor.

It is mutually understood and agreed between the parties that the Airport Sponsor has submitted to the Division its proposed project for the development of said airport, and that such project has been approved by the Division, in accordance with §3-239, Neb. Rev. Stat. (Reissue 2016).

The Airport Sponsor hereby warrants, undertakes, and agrees that if the Federal Aviation Administration makes a grant offer, and the Airport Sponsor executes a Grant Agreement, it will develop and manage said airport in the manner set forth in the Grant Agreement and abide by the conditions, rules, and regulations of the Federal Aviation Administration.

The terms and conditions of this Agency Agreement and the respective duties, undertakings, and agreements of the parties with respect to this Agency Agreement and with respect to the project of airport development, are as follows:

A. The Division shall accept, receive, receipt for, and disburse all funds granted by the United States for airport aid in accordance with federal laws, rules, and regulations and in accordance with §3-101 to §3-154 and §3-239, Neb. Rev. Stat. (Reissue 2016), as the agent of the Airport Sponsor.

B. Upon receipt of such federal funds, the Division shall deposit them in the State Treasury, according to law, and shall cause disbursement to be made therefrom as follows:

FIRST: If the Division advances funds to the Airport Sponsor as the equivalent of the United States' share of allowable project cost, the Division shall reimburse itself for any such advancement out of such federal funds thereafter received.

SECOND: The Division shall cause the balance of such federal funds due the Airport Sponsor to be paid promptly to the Airport Sponsor.

C. The Division shall maintain accurate records of all the funds received and expended by it in connection with the project. These records shall be open to inspection by the Airport Sponsor, the Federal Aviation Administration, and their authorized representatives in the offices of the Division at all reasonable times.

Exhibit 'O'

- D. The Airport Sponsor reserves the right, power, and authority to execute the Application for Federal Assistance, the federal Grant Agreement, all construction and engineering contracts, all agreements related to the purchase of land and all amendments to these items. Aside from the matters so reserved, the Division shall, as agent for the Airport Sponsor, process, execute and submit to the Federal Aviation Administration all papers, forms and documents required by that agency for the approval, carrying out and completion of the project.

- E. The Airport Sponsor agrees to reimburse the Division for its administrative costs of furnishing all services performed by it as agent of the Airport Sponsor, including, but not limited to, the services set forth in the attached Exhibit A, "Administrative Services". Division administrative costs charged to the project are considered allowable costs for federal and state participation. These costs will be charged according to the "Schedule of Fees and Charges" shown in the attached Exhibit B, which schedule shall be subject to change upon notification in writing by the Division to the Airport Sponsor.

As used herein, the following words, terms and phrases shall have the meanings herein given:

"Application for Federal Assistance" means the document prepared as the formal application submitted to the Federal Aviation Administration for a grant of federal funds.

"Develop" means to plan, construct, or improve the airport as defined in the Application for Federal Assistance.

"Project" means a plan of action for the accomplishment of specific airport developments.

"Grant Agreement" means the contract between the United States of America and the Airport Sponsor in which the Federal Aviation Administration, on behalf of the United States, agrees to pay a portion of the allowable costs of the project.

Executed by the Nebraska Department of Transportation, Aeronautics Division this ____ day of _____, 20__.



RESOLUTION - DO NOT SIGN
Director

Executed by the Airport Sponsor this ____ day of _____, 20__.

RESOLUTION - DO NOT SIGN
Clerk

RESOLUTION - DO NOT SIGN
Mayor

**EXHIBIT A
AGENCY AGREEMENT
ADMINISTRATIVE SERVICES**

1. Conduct airport site inspections.
2. Review and secure federal approval of Airport Layout Plans (ALP).
3. Prepare and process CIP Data Sheets and related documents used to request an allocation of federal funds, if requested by the Sponsor.
4. Assist in the preparation and processing of Environmental Impact Statements and other environmental studies.
5. Review and process land acquisition documents, title opinions, sponsor certifications and audit reports.
6. Prepare an independent cost analysis of consultant costs, if requested by the Sponsor.
7. Prepare a Disadvantaged Business Enterprise (DBE) Program, if requested by the Sponsor and represent the Sponsor in the DBE Unified Certification Program.
8. Review, process, and secure federal approval of all contracts and agreements, change orders and amendments to these agreements.
9. Attend pre-design conferences and conduct design (plan-in-hand) inspections.
10. Review and process the plans, specifications, special provisions and contract documents. Provide U.S. Labor Department wage rate determinations.
11. Attend pre-bid and pre-construction conferences.
12. Prepare and secure execution of Applications for Federal Assistance and associated documents. Prepare and process program changes.
13. Process Grant Agreements and amendments.
14. Review periodic pay estimates and forward federal funds to the Airport Sponsor.
15. Prepare applications, requests, transfers or letters of credit for Grant Agreement payments.
16. Conduct or participate in periodic and final inspections.
17. Prepare and/or process other federal documents not otherwise specifically covered above.

**EXHIBIT B
AGENCY AGREEMENT
SCHEDULE OF FEES AND CHARGES**

- A. Salary Costs. Charges will be the monthly rate worked times an overhead/benefits factor for the following positions:

Engineer VI	Engineering Associate (all)*
Engineer V	Engineering Aide (all)*
Engineer IV	Accountant (all)
Engineer III	Accounting Clerk*
Engineer II*	Attorney (all)
Engineer I*	Drafter (all)*

“The overhead/benefits factor will be determined annually based on an audit using the methodology contained within Appendix VII to Part 200 – States and Local Government and Indian Tribe Indirect Cost Proposals (formerly found in OMB A-87)”.

* Employees in these positions receive time and one half for time worked over 40 hours per week.

- B. Living Costs and Outside Expenses. Actual.

Charges will be actual expenses and shall include meals, lodging, telephone calls, etc. normally paid by Division.

- C. Materials, Supplies, & Rental Equipment. Actual.

Charges will be actual costs and shall be charged in accordance with invoices, billings, contracts or agreements.

- D. Transportation. Actual.

Charges will be those established by Division policy for all users for operating a state automobile or using a state aircraft.

AGENCY AGREEMENT

Project No. 3-31-0025-019/020-2026 (R05)

This is an agreement between the City of David City, Nebraska, hereinafter referred to as the "Airport Sponsor" and the Nebraska Department of Transportation, Division of Aeronautics, hereinafter referred to as the "Division," made and entered into in accordance with, and for the purpose of, complying with the laws of the State of Nebraska.

The Airport Sponsor desires to develop the David City Municipal Airport and to use federal airport aid funds available for that purpose. Therefore, the Airport Sponsor hereby designates the Division as its agent in accordance with §3-124 and §3-239, Neb. Rev. Stat. (Reissue 2016), and the Division hereby accepts such designation and agrees to act as the agent of the Airport Sponsor.

It is mutually understood and agreed between the parties that the Airport Sponsor has submitted to the Division its proposed project for the development of said airport, and that such project has been approved by the Division, in accordance with §3-239, Neb. Rev. Stat. (Reissue 2016).

The Airport Sponsor hereby warrants, undertakes, and agrees that if the Federal Aviation Administration makes a grant offer, and the Airport Sponsor executes a Grant Agreement, it will develop and manage said airport in the manner set forth in the Grant Agreement and abide by the conditions, rules, and regulations of the Federal Aviation Administration.

The terms and conditions of this Agency Agreement and the respective duties, undertakings, and agreements of the parties with respect to this Agency Agreement and with respect to the project of airport development, are as follows:

- A. The Division shall accept, receive, receipt for, and disburse all funds granted by the United States for airport aid in accordance with federal laws, rules, and regulations and in accordance with §3-101 to §3-154 and §3-239, Neb. Rev. Stat. (Reissue 2016), as the agent of the Airport Sponsor.
- B. Upon receipt of such federal funds, the Division shall deposit them in the State Treasury, according to law, and shall cause disbursement to be made therefrom as follows:

FIRST: If the Division advances funds to the Airport Sponsor as the equivalent of the United States' share of allowable project cost, the Division shall reimburse itself for any such advancement out of such federal funds thereafter received.

SECOND: The Division shall cause the balance of such federal funds due the Airport Sponsor to be paid promptly to the Airport Sponsor.

- C. The Division shall maintain accurate records of all the funds received and expended by it in connection with the project. These records shall be open to inspection by the Airport Sponsor, the Federal Aviation Administration, and their authorized representatives in the offices of the Division at all reasonable times.

- D. The Airport Sponsor reserves the right, power, and authority to execute the Application for Federal Assistance, the federal Grant Agreement, all construction and engineering contracts, all agreements related to the purchase of land and all amendments to these items. Aside from the matters so reserved, the Division shall, as agent for the Airport Sponsor, process, execute and submit to the Federal Aviation Administration all papers, forms and documents required by that agency for the approval, carrying out and completion of the project.
- E. The Airport Sponsor agrees to reimburse the Division for its administrative costs of furnishing all services performed by it as agent of the Airport Sponsor, including, but not limited to, the services set forth in the attached Exhibit A, "Administrative Services". Division administrative costs charged to the project are considered allowable costs for federal and state participation. These costs will be charged according to the "Schedule of Fees and Charges" shown in the attached Exhibit B, which schedule shall be subject to change upon notification in writing by the Division to the Airport Sponsor.

As used herein, the following words, terms and phrases shall have the meanings herein given:

"Application for Federal Assistance" means the document prepared as the formal application submitted to the Federal Aviation Administration for a grant of federal funds.

"Develop" means to plan, construct, or improve the airport as defined in the Application for Federal Assistance.

"Project" means a plan of action for the accomplishment of specific airport developments.

"Grant Agreement" means the contract between the United States of America and the Airport Sponsor in which the Federal Aviation Administration, on behalf of the United States, agrees to pay a portion of the allowable costs of the project.

Executed by the Nebraska Department of Transportation, Aeronautics Division this 17th day of February, 2026.



[Handwritten signature]

Director

Executed by the Airport Sponsor this 22 day of April, 2026.

[Handwritten signature]

Clerk


[Handwritten signature]

Mayor



Application for Federal Assistance SF-424	
<p>*1. Type of Submission:</p> <input type="checkbox"/> Preapplication <input checked="" type="checkbox"/> Application <input type="checkbox"/> Changed/Corrected Application	
<p>*2. Type of Application * If Revision, select appropriate letter(s):</p> <input checked="" type="checkbox"/> New <input type="checkbox"/> Continuation * Other (Specify) <input type="checkbox"/> Revision	
<p>*3. Date Received: 4. Applicant Identifier:</p> <p>09/11/2025 3-31-0025</p>	
<p>5a. Federal Entity Identifier: *5b. Federal Award Identifier:</p> <p>3-31-0025-019/020-2026 019/020-2026</p>	
State Use Only:	
<p>6. Date Received by State: 7. State Application Identifier: 3-31-0025/-019/020-2026 (R05)</p>	
8. APPLICANT INFORMATION:	
<p>*a. Legal Name: City of David City, Nebraska</p>	
<p>*b. Employer/Taxpayer Identification Number (EIN/TIN): *c. UEI:</p> <p>47-6006162 HE75EWFBEK43</p>	
d. Address:	
<p>*Street 1: PO BOX 191</p> <p>Street 2: _____</p> <p>*City: David City</p> <p>County/Parish: _____</p> <p>*State: Province: NE</p> <p>*Country: _____</p> <p>*Zip / Postal Code USA: United States</p> <p>68632-0191</p>	
e. Organizational Unit:	
<p>Department Name: Division Name:</p> <p>City of David City, Nebraska</p>	
f. Name and contact information of person to be contacted on matters involving this application:	
<p>Prefix: Mrs. *First Name: Anna</p> <p>Middle Name: _____</p> <p>*Last Name: Lannin</p> <p>Suffix: _____</p>	
<p>Title: Engineering Division Manager</p>	
<p>Organizational Affiliation:</p> <p>NDOT Division of Aeronautics</p>	
<p>*Telephone Number: (402) 471-2371 Fax Number:</p>	
<p>*Email: ndot.aeroengineering@nebraska.gov</p>	

Application for Federal Assistance SF-424
*9. Type of Applicant 1: Select Applicant Type: C: City or Township Government Type of Applicant 2: Select Applicant Type: Pick an applicant type Type of Applicant 3: Select Applicant Type: Pick an applicant type *Other (Specify)
*10. Name of Federal Agency: Federal Aviation Administration
*11. Catalog of Federal Domestic Assistance Number: CFDA No: CFDA Title: 20.116 Airport Improvement Program (AIP) 20.117 Airport Infrastructure Grants (AIG)
*12. Funding Opportunity Number: N/A *Title: N/A
13. Competition Identification Number: N/A Title: N/A
14. Areas Affected by Project (Cities, Counties, States, etc.): Airside area of the David City Municipal Airport, David City, Butler County, Nebraska.
*15. Descriptive Title of Applicant's Project: Seal Rwy 14/32 (Const. - Ph. 2)
Attach supporting documents as specified in agency instructions.

Application for Federal Assistance SF-424	
16. Congressional Districts Of:	
*a. Applicant: NE-001	*b. Program/Project: NE-001
Attach an additional list of Program/Project Congressional Districts if needed.	
17. Proposed Project:	
*a. Start Date: 06/01/2026	*b. End Date: 06/01/2030
18. Estimated Funding (\$):	
*a. Federal	\$ 1,056,400
*b. Applicant	\$ 43,020
*c. State	\$ 12,580
*d. Local	\$ 0
*e. Other	\$ 0
*f. Program Income	\$ 0
*g. TOTAL	\$ 1,112,000
*19. Is Application Subject to Review By State Under Executive Order 12372 Process?	
<input type="checkbox"/> a. This application was made available to the State under the Executive Order 12372 Process for review on _____ . <input type="checkbox"/> b. Program is subject to E.O. 12372 but has not been selected by the State for review. <input checked="" type="checkbox"/> c. Program is not covered by E.O. 12372.	
*20. Is the Applicant Delinquent On Any Federal Debt?	
<input type="checkbox"/> Yes <input checked="" type="checkbox"/> No If "Yes", explain:	
21. *By signing this application, I certify (1) to the statements contained in the list of certifications** and (2) that the statements herein are true, complete and accurate to the best of my knowledge. I also provide the required assurances** and agree to comply with any resulting terms if I accept an award. I am aware that any false, fictitious, or fraudulent statements or claims may subject me to criminal, civil, or administrative penalties. (U. S. Code, Title 218, Section 1001) <input checked="" type="checkbox"/> ** I AGREE ** The list of certifications and assurances, or an internet site where you may obtain this list, is contained in the announcement or agency specific instructions.	
Authorized Representative:	
Prefix: _____	*First Name: <u>Jessica</u>
Middle Name: _____	
*Last Name: <u>Miller</u>	
Suffix: _____	
*Title: Mayor	
*Telephone Number: (402) 367-7993	Fax Number: _____
* Email: jmillers@dauidcityne.gov	
*Signature of Authorized Representative: 	*Date Signed: <u>4-22-26</u>



U.S. Department
of Transportation
**Federal Aviation
Administration**

FAA Form 5100-129, Construction Project Final Acceptance – Airport Improvement Program Sponsor Certification

Paperwork Reduction Act Burden Statement

A federal agency may not conduct or sponsor, and a person is not required to respond to, nor shall a person be subject to a penalty for failure to comply with a collection of information subject to the requirements of the Paperwork Reduction Act unless that collection of information displays a currently valid OMB Control Number. The OMB Control Number for this information collection is 2120-0569. Public reporting for this collection of information is estimated to be approximately 8 hours per response, including the time for reviewing instructions, searching existing data sources, gathering and maintaining the data needed, completing and reviewing the collection of information. All responses to this collection of information are required under 49 U.S.C. Section 47105 to retain a benefit and to meet the reporting requirements of 2 CFR 200. Send comments regarding this burden estimate or any other aspect of this collection of information, including suggestions for reducing this burden to: Information Collection Clearance Officer, Federal Aviation Administration, 10101 Hillwood Parkway, Fort Worth, TX 76177-1524.



Construction Project Final Acceptance Airport Improvement Program Sponsor Certification

Sponsor: City of David City

Airport: David City Municipal Airport

Project Number: 3-31-0025-019/020-2026

Description of Work: Seal Rwy 14/32 (Const. - Ph. 2)

Application

49 USC § 47105(d), authorizes the Secretary to require me certification from the sponsor that it will comply with the statutory and administrative requirements in carrying out a project under the Airport Improvement Program. General standards for final acceptance and close out of federally funded construction projects are in 2 CFR § 200.343 – Closeout and supplemented by FAA Order 5100.38. The sponsor must determine that project costs are accurate and proper in accordance with specific requirements of the grant agreement and contract documents.

Certification Statements

Except for certification statements below marked not applicable (N/A), this list includes major requirements of the construction project. Selecting "Yes" represents sponsor acknowledgment and confirmation of the certification statement. The term "will" means Sponsor action taken at appropriate time based on the certification statement focus area, but no later than the end of the project period of performance. This list is not comprehensive and does not relieve the sponsor from fully complying with all applicable statutory and administrative standards. The source of the requirement is referenced within parenthesis.

1. The personnel engaged in project administration, engineering supervision, project inspection, and acceptance testing were or will be determined to be qualified and competent to perform the work (Grant Assurance).
 Yes No N/A
2. Construction records, including daily logs, were or will be kept by the resident engineer/construction inspector that fully document contractor's performance in complying with:
 - a. Technical standards (Advisory Circular (AC) 150/5370-12);
 - b. Contract requirements (2 CFR part 200 and FAA Order 5100.38); and
 - c. Construction safety and phasing plan measures (AC 150/5370-2). Yes No N/A
3. All acceptance tests specified in the project specifications were or will be performed and documented. (AC 150/5370-12).
 Yes No N/A

4. Sponsor has taken or will take appropriate corrective action for any test result outside of allowable tolerances (AC 150/5370-12).
- Yes No N/A
5. Pay reduction factors required by the specifications were applied or will be applied in computing final payments with a summary made available to the FAA (AC 150/5370-10).
- Yes No N/A
6. Sponsor has notified, or will promptly notify the Federal Aviation Administration (FAA) of the following occurrences:
- a. Violations of any federal requirements set forth or included by reference in the contract documents (2 CFR part 200);
 - b. Disputes or complaints concerning federal labor standards (29 CFR part 5); and
 - c. Violations of or complaints addressing conformance with Equal Employment Opportunity or Disadvantaged Business Enterprise requirements (41 CFR Chapter 60 and 49 CFR part 26).
- Yes No N/A
7. Weekly payroll records and statements of compliance were or will be submitted by the prime contractor and reviewed by the sponsor for conformance with federal labor and civil rights requirements as required by FAA and U.S. Department of Labor (29 CFR Part 5).
- Yes No N/A
8. Payments to the contractor were or will be made in conformance with federal requirements and contract provisions using sponsor internal controls that include:
- a. Retaining source documentation of payments and verifying contractor billing statements against actual performance (2 CFR § 200.302 and FAA Order 5100.38);
 - b. Prompt payment of subcontractors for satisfactory performance of work (49 CFR § 26.29);
 - c. Release of applicable retainage upon satisfactory performance of work (49 CFR § 26.29); and
 - d. Verification that payments to DBEs represent work the DBE performed by carrying out a commercially useful function (49 CFR §26.55).
- Yes No N/A
9. A final project inspection was or will be conducted with representatives of the sponsor and the contractor present that ensure:
- a. Physical completion of project work in conformance with approved plans and specifications (Order 5100.38);
 - b. Necessary actions to correct punch list items identified during final inspection are complete (Order 5100.38); and
 - c. Preparation of a record of final inspection and distribution to parties to the contract (Order 5100.38);
- Yes No N/A
10. The project was or will be accomplished without material deviations, changes, or modifications from approved plans and specifications, except as approved by the FAA (Order 5100.38).
- Yes No N/A

11. The construction of all buildings have complied or will comply with the seismic construction requirements of 49 CFR § 41.120.

Yes No N/A

12. For development projects, sponsor has taken or will take the following close-out actions:

- a. Submit to the FAA a final test and quality assurance report summarizing acceptance test results, as applicable (Grant Condition);
- b. Complete all environmental requirements as established within the project environmental determination (Order 5100.38); and
- c. Prepare and retain as-built plans (Order 5100.38).

Yes No N/A

13. Sponsor has revised or will revise their airport layout plan (ALP) that reflects improvements made and has submitted or will submit an updated ALP to the FAA no later than 90 days from the period of performance end date. (49 USC § 47107 and Order 5100.38).

Yes No N/A

Attach documentation clarifying any above item marked with "No" response.

Sponsor's Certification

I certify, for the project identified herein, responses to the forgoing items are accurate as marked and additional documentation for any item marked "no" is correct and complete.

Executed on this 22 day of April, 2026.

Name of Sponsor: City of David City

Name of Sponsor's Authorized Official: Jessica Miller

Title of Sponsor's Authorized Official: Mayor

Signature of Sponsor's Authorized Official: 

I declare under penalty of perjury that the foregoing is true and correct. I understand that knowingly and willfully providing false information to the federal government is a violation of 18 USC § 1001 (False Statements) and could subject me to fines, imprisonment, or both.



U.S. Department
of Transportation
**Federal Aviation
Administration**

FAA Form 5100-130, Drug-Free Workplace – Airport Improvement Program Sponsor Certification

Paperwork Reduction Act Burden Statement

A federal agency may not conduct or sponsor, and a person is not required to respond to, nor shall a person be subject to a penalty for failure to comply with a collection of information subject to the requirements of the Paperwork Reduction Act unless that collection of information displays a currently valid OMB Control Number. The OMB Control Number for this information collection is 2120-0569. Public reporting for this collection of information is estimated to be approximately 8 hours per response, including the time for reviewing instructions, searching existing data sources, gathering and maintaining the data needed, completing and reviewing the collection of information. All responses to this collection of information are required under 49 U.S.C. Section 47105 to retain a benefit and to meet the reporting requirements of 2 CFR 200. Send comments regarding this burden estimate or any other aspect of this collection of information, including suggestions for reducing this burden to: Information Collection Clearance Officer, Federal Aviation Administration, 10101 Hillwood Parkway, Fort Worth, TX 76177-1524.



Drug-Free Workplace Airport Improvement Program Sponsor Certification

Sponsor: City of David City

Airport: David City Municipal Airport

Project Number: 3-31-0025-019/020-2026

Description of Work: Seal Rwy 14/32 (Const. - Ph. 2)

Application

49 USC § 47105(d) authorizes the Secretary to require certification from the sponsor that it will comply with the statutory and administrative requirements in carrying out a project under the Airport Improvement Program (AIP). General requirements on the drug-free workplace within federal grant programs are described in 2 CFR part 182. Sponsors are required to certify they will be, or will continue to provide, a drug-free workplace in accordance with the regulation. The AIP project grant agreement contains specific assurances on the Drug-Free Workplace Act of 1988.

Certification Statements

Except for certification statements below marked as not applicable (N/A), this list includes major requirements of the construction project. Selecting "Yes" represents sponsor acknowledgement and confirmation of the certification statement. The term "will" means Sponsor action taken at appropriate time based on the certification statement focus area, but no later than the end of the project period of performance. This list is not comprehensive and does not relieve the sponsor from fully complying with all applicable statutory and administrative standards. The source of the requirement is referenced within parenthesis.

1. A statement has been or will be published prior to commencement of project notifying employees that the unlawful manufacture, distribution, dispensing, possession, or use of a controlled substance is prohibited in the sponsor's workplace, and specifying the actions to be taken against employees for violation of such prohibition (2 CFR § 182.205).

Yes No N/A

2. An ongoing drug-free awareness program (2 CFR § 182.215) has been or will be established prior to commencement of project to inform employees about:

- a. The dangers of drug abuse in the workplace;
- b. The sponsor's policy of maintaining a drug-free workplace;
- c. Any available drug counseling, rehabilitation, and employee assistance programs; and
- d. The penalties that may be imposed upon employees for drug abuse violations occurring in the workplace.

Yes No N/A

3. Each employee to be engaged in the performance of the work has been or will be given a copy of the statement required within item 1 above prior to commencement of project (2 CFR § 182.210).
 Yes No N/A
4. Employees have been or will be notified in the statement required by item 1 above that, as a condition employment under the grant (2 CFR § 182.205(c)), the employee will:
a. Abide by the terms of the statement; and
b. Notify the employer in writing of his or her conviction for a violation of a criminal drug statute occurring in the workplace no later than five calendar days after such conviction.
 Yes No N/A
5. The Federal Aviation Administration (FAA) will be notified in writing within 10 calendar days after receiving notice under item 4b above from an employee or otherwise receiving actual notice of such conviction (2 CFR § 182.225). Employers of convicted employees must provide notice, including position title of the employee, to the FAA (2 CFR § 182.300).
 Yes No N/A
6. One of the following actions (2 CFR § 182.225(b)) will be taken within 30 calendar days of receiving a notice under item 4b above with respect to any employee who is so convicted:
a. Take appropriate personnel action against such an employee, up to and including termination, consistent with the requirements of the Rehabilitation Act of 1973, as amended; and
b. Require such employee to participate satisfactorily in drug abuse assistance or rehabilitation programs approved for such purposes by a federal, state, or local health, law enforcement, or other appropriate agency.
 Yes No N/A
7. A good faith effort will be made, on a continuous basis, to maintain a drug-free workplace through implementation of items 1 through 6 above (2 CFR § 182.200).
 Yes No N/A

Site(s) of performance of work (2 CFR § 182.230):

Location 1

Name of Location: David City Municipal Airport

Address: 3380 M Road, David City, NE 68632

Location 2 (if applicable)

Name of Location:

Address:

Location 3 (if applicable)

Name of Location:

Address:

Attach documentation clarifying any above item marked with a "No" response.

Sponsor's Certification

I certify, for the project identified herein, responses to the forgoing items are accurate as marked and additional documentation for any item marked "no" is correct and complete.

Executed on this 22 day of April, 2026.

Name of Sponsor: City of David City

Name of Sponsor's Authorized Official: Jessica Miller

Title of Sponsor's Authorized Official: Mayor

Signature of Sponsor's Authorized Official: Jessica Miller

I declare under penalty of perjury that the foregoing is true and correct. I understand that knowingly and willfully providing false information to the federal government is a violation of 18 USC § 1001 (False Statements) and could subject me to fines, imprisonment, or both.



U.S. Department
of Transportation
**Federal Aviation
Administration**

FAA Form 5100-131, Equipment and Construction Contracts – Airport Improvement Sponsor Certification

Paperwork Reduction Act Burden Statement

A federal agency may not conduct or sponsor, and a person is not required to respond to, nor shall a person be subject to a penalty for failure to comply with a collection of information subject to the requirements of the Paperwork Reduction Act unless that collection of information displays a currently valid OMB Control Number. The OMB Control Number for this information collection is 2120-0569. Public reporting for this collection of information is estimated to be approximately 8 hours per response, including the time for reviewing instructions, searching existing data sources, gathering and maintaining the data needed, completing and reviewing the collection of information. All responses to this collection of information are required under 49 U.S.C. Section 47105 to retain a benefit and to meet the reporting requirements of 2 CFR 200. Send comments regarding this burden estimate or any other aspect of this collection of information, including suggestions for reducing this burden to: Information Collection Clearance Officer, Federal Aviation Administration, 10101 Hillwood Parkway, Fort Worth, TX 76177-1524.



Equipment and Construction Contracts Airport Improvement Sponsor Certification

Sponsor: City of David City

Airport: David City Municipal Airport

Project Number: 3-31-0025-019/020-2026

Description of Work: Seal Rwy 14/32 (Const. - Ph. 2)

Application

49 USC § 47105(d) authorizes the Secretary to require certification from the sponsor that it will comply with the statutory and administrative requirements in carrying out a project under the Airport Improvement Program (AIP). General procurement standards for equipment and construction contracts within Federal grant programs are described in 2 CFR §§ 200.317-200.326. Labor and Civil Rights Standards applicable to the AIP are established by the Department of Labor (www.dol.gov) AIP Grant Assurance C.1—General Federal Requirements identifies all applicable Federal Laws, regulations, executive orders, policies, guidelines and requirements for assistance under the AIP. Sponsors may use state and local procedures provided the procurement conforms to these federal standards.

This certification applies to all equipment and construction projects. Equipment projects may or may not employ laborers and mechanics that qualify the project as a "covered contract" under requirements established by the Department of Labor requirements. Sponsor shall provide appropriate responses to the certification statements that reflect the character of the project regardless of whether the contract is for a construction project or an equipment project.

Certification Statements

Except for certification statements below marked as not applicable (N/A), this list includes major requirements of the construction project. Selecting "Yes" represents sponsor acknowledgement and confirmation of the certification statement. The term "will" means Sponsor action taken at appropriate time based on the certification statement focus area, but no later than the end of the project period of performance. This list is not comprehensive and does not relieve the sponsor from fully complying with all applicable statutory and administrative standards. The source of the requirement is referenced within parenthesis.

1. A written code or standard of conduct is or will be in effect prior to commencement of the project that governs the performance of the sponsor's officers, employees, or agents in soliciting, awarding and administering procurement contracts (2 CFR § 200.318).

Yes No N/A

2. For all contracts, qualified and competent personnel are or will be engaged to perform contract administration, engineering supervision, construction inspection, and testing (Grant Assurance C.17).
 Yes No N/A

3. Sponsors that are required to have a Disadvantage Business Enterprise (DBE) program on file with the FAA have included or will include clauses required by Title VI of the Civil Rights Act and 49 CFR Part 26 for Disadvantaged Business Enterprises in all contracts and subcontracts.
 Yes No N/A

4. Sponsors required to have a DBE program on file with the FAA have implemented or will implement monitoring and enforcement measures that:
 - a. Ensure work committed to Disadvantaged Business Enterprises at contract award is actually performed by the named DBEs (49 CFR § 26.37(b));
 - b. Include written certification that the sponsor has reviewed contract records and has monitored work sites for performance by DBE firms (49 CFR § 26.37(b)); and
 - c. Provides for a running tally of payments made to DBE firms and a means for comparing actual attainments (i.e. payments) to original commitments (49 CFR § 26.37(c)). Yes No N/A

5. Sponsor procurement actions using the competitive sealed bid method (2 CFR § 200.320(c)). was or will be:
 - a. Publicly advertised, allowing a sufficient response time to solicit an adequate number of interested contractors or vendors;
 - b. Prepared to include a complete, adequate and realistic specification that defines the items or services in sufficient detail to allow prospective bidders to respond;
 - c. Publicly opened at a time and place prescribed in the invitation for bids; and
 - d. Prepared in a manner that result in a firm fixed price contract award to the lowest responsive and responsible bidder. Yes No N/A

6. For projects the Sponsor proposes to use the competitive proposal procurement method (2 CFR § 200.320(d)), Sponsor has requested or will request FAA approval prior to proceeding with a competitive proposal procurement by submitting to the FAA the following:
 - a. Written justification that supports use of competitive proposal method in lieu of the preferred sealed bid procurement method;
 - b. Plan for publicizing and soliciting an adequate number of qualified sources; and
 - c. Listing of evaluation factors along with relative importance of the factors. Yes No N/A

7. For construction and equipment installation projects, the bid solicitation includes or will include the current federal wage rate schedule(s) for the appropriate type of work classifications (2 CFR Part 200, Appendix II).
 Yes No N/A

8. Concurrence was or will be obtained from the Federal Aviation Administration (FAA) prior to contract award under any of the following circumstances (Order 5100.38D):

- a. Only one qualified person/firm submits a responsive bid;
- b. Award is to be made to other than the lowest responsible bidder; and
- c. Life cycle costing is a factor in selecting the lowest responsive bidder.

Yes No N/A

9. All construction and equipment installation contracts contain or will contain provisions for:

- a. Access to Records (§ 200.336)
- b. Buy American Preferences (Title 49 U.S.C. § 50101)
- c. Civil Rights - General Provisions and Title VI Assurances(41 CFR part 60)
- d. Federal Fair Labor Standards (29 U.S.C. § 201, et seq)
- e. Occupational Safety and Health Act requirements (20 CFR part 1920)
- f. Seismic Safety – building construction (49 CFR part 41)
- g. State Energy Conservation Requirements - as applicable(2 CFR part 200, Appendix II)
- h. U.S. Trade Restriction (49 CFR part 30)
- i. Veterans Preference (49 USC § 47112(c))

Yes No N/A

10. All construction and equipment installation contracts exceeding \$2,000 contain or will contain the provisions established by:

- a. Davis-Bacon and Related Acts (29 CFR part 5)
- b. Copeland "Anti-Kickback" Act (29 CFR parts 3 and 5)

Yes No N/A

11. All construction and equipment installation contracts exceeding \$3,000 contain or will contain a contract provision that discourages distracted driving (E.O. 13513).

Yes No N/A

12. All contracts exceeding \$10,000 contain or will contain the following provisions as applicable:

- a. Construction and equipment installation projects - Applicable clauses from 41 CFR Part 60 for compliance with Executive Orders 11246 and 11375 on Equal Employment Opportunity;
- b. Construction and equipment installation - Contract Clause prohibiting segregated facilities in accordance with 41 CFR part 60-1.8;
- c. Requirement to maximize use of products containing recovered materials in accordance with 2 CFR § 200.322 and 40 CFR part 247; and
- d. Provisions that address termination for cause and termination for convenience (2 CFR Part 200, Appendix II).

Yes No N/A

13. All contracts and subcontracts exceeding \$25,000: Measures are in place or will be in place (e.g. checking the System for Award Management) that ensure contracts and subcontracts are not awarded to individuals or firms suspended, debarred, or excluded from participating in federally assisted projects (2 CFR parts 180 and 1200).

Yes No N/A

14. Contracts exceeding the simplified acquisition threshold (currently \$250,000) include or will include provisions, as applicable, that address the following:

- a. Construction and equipment installation contracts - a bid guarantee of 5%, a performance bond of 100%, and a payment bond of 100% (2 CFR § 200.325);
- b. Construction and equipment installation contracts - requirements of the Contract Work Hours and Safety Standards Act (40 USC 3701-3708, Sections 103 and 107);
- c. Restrictions on Lobbying and Influencing (2 CFR part 200, Appendix II);
- d. Conditions specifying administrative, contractual and legal remedies for instances where contractor or vendor violate or breach the terms and conditions of the contract (2 CFR §200, Appendix II); and
- e. All Contracts - Applicable standards and requirements issued under Section 306 of the Clean Air Act (42 USC 7401-7671q), Section 508 of the Clean Water Act (33 USC 1251-1387, and Executive Order 11738.

Yes No N/A

Attach documentation clarifying any above item marked with "No" response.

Sponsor's Certification

I certify, for the project identified herein, responses to the forgoing items are accurate as marked and additional documentation for any item marked "no" is correct and complete.

Executed on this 22 day of April, 2026.

Name of Sponsor: City of David City

Name of Sponsor's Authorized Official: Jessica Miller

Title of Sponsor's Authorized Official: Mayor

Signature of Sponsor's Authorized Official: Jessica Miller

I declare under penalty of perjury that the foregoing is true and correct. I understand that knowingly and willfully providing false information to the federal government is a violation of 18 USC § 1001 (False Statements) and could subject me to fines, imprisonment, or both.




U.S. Department
of Transportation
**Federal Aviation
Administration**

FAA Form 5100-132, Project Plans and Specifications – Airport Improvement Program Sponsor Certification

Paperwork Reduction Act Statement

A federal agency may not conduct or sponsor, and a person is not required to respond to, nor shall a person be subject to a penalty for failure to comply with a collection of information subject to the requirements of the Paperwork Reduction Act unless that collection of information displays a currently valid OMB Control Number. The OMB Control Number for this information collection is 2120-0569. Public reporting for this collection of information is estimated to be approximately 8 hours per response, including the time for reviewing instructions, searching existing data sources, gathering and maintaining the data needed, completing and reviewing the collection of information. All responses to this collection of information are required under 49 U.S.C. Section 47105 to retain a benefit and to meet the reporting requirements of 2 CFR 200. Send comments regarding this burden estimate or any other aspect of this collection of information, including suggestions for reducing this burden to: Information Collection Clearance Officer, Federal Aviation Administration, 10101 Hillwood Parkway, Fort Worth, TX 76177-1524.



Project Plans and Specifications

Airport Improvement Program Sponsor Certification

Sponsor: City of David City

Airport: David City Municipal Airport

Project Number: 3-31-0025-019/020-2026

Description of Work: Seal Rwy 14/32 (Const. - Ph. 2)

Application

49 USC § 47105(d) authorizes the Secretary to require certification from the sponsor that it will comply with the statutory and administrative requirements in carrying out a project under the Airport Improvement Program (AIP). Labor and civil rights standards applicable to AIP are established by the Department of Labor (www.dol.gov/). AIP Grant Assurance C.1—General Federal Requirements identifies applicable federal laws, regulations, executive orders, policies, guidelines and requirements for assistance under AIP. A list of current advisory circulars with specific standards for procurement, design or construction of airports, and installation of equipment and facilities is referenced in standard airport sponsor Grant Assurance 34 contained in the grant agreement.

Certification Statements

Except for certification statements below marked as not applicable (N/A), this list includes major requirements of the construction project. Selecting "Yes" represents sponsor acknowledgement and confirmation of the certification statement. The term "will" means Sponsor action taken at appropriate time based on the certification statement focus area, but no later than the end of the project period of performance. This list is not comprehensive and does not relieve the sponsor from fully complying with all applicable statutory and administrative standards. The source of the requirement is referenced within parenthesis.

1. The plans and specifications were or will be prepared in accordance with applicable federal standards and requirements, so that no deviation or modification to standards set forth in the advisory circulars, or FAA-accepted state standard, is necessary other than those explicitly approved by the Federal Aviation Administration (FAA) (14 USC § 47105).

Yes No N/A

2. Specifications incorporate or will incorporate a clear and accurate description of the technical requirement for the material or product that does not contain limiting or proprietary features that unduly restrict competition (2 CFR §200.319).

Yes No N/A

3. The development that is included or will be included in the plans is depicted on the current airport layout plan as approved by the FAA (14 USC § 47107).
 Yes No N/A
4. Development and features that are ineligible or unallowable for AIP funding have been or will be omitted from the plans and specifications (FAA Order 5100.38, par. 3-43).
 Yes No N/A
5. The specification does not use or will not use "brand name" or equal to convey requirements unless sponsor requests and receives approval from the FAA to use brand name (FAA Order 5100.38, Table U-5).
 Yes No N/A
6. The specification does not impose or will not impose geographical preference in their procurement requirements (2 CFR §200.319(b) and FAA Order 5100.38, Table U-5).
 Yes No N/A
7. The use of prequalified lists of individuals, firms or products include or will include sufficient qualified sources that ensure open and free competition and that does not preclude potential entities from qualifying during the solicitation period (2 CFR §319(d)).
 Yes No N/A
8. Solicitations with bid alternates include or will include explicit information that establish a basis for award of contract that is free of arbitrary decisions by the sponsor (2 CFR § 200.319(a)(7)).
 Yes No N/A
9. Concurrence was or will be obtained from the FAA if Sponsor incorporates a value engineering clause into the contract (FAA Order 5100.38, par. 3-57).
 Yes No N/A
10. The plans and specifications incorporate or will incorporate applicable requirements and recommendations set forth in the federally approved environmental finding (49 USC §47106(c)).
 Yes No N/A
11. The design of all buildings comply or will comply with the seismic design requirements of 49 CFR § 41.120. (FAA Order 5100.38d, par. 3-92)
 Yes No N/A
12. The project specification include or will include process control and acceptance tests required for the project by as per the applicable standard:
 - a. Construction and installation as contained in Advisory Circular (AC) 150/5370-10.
 Yes No N/A

b. Snow Removal Equipment as contained in AC 150/5220-20.

Yes No N/A

c. Aircraft Rescue and Fire Fighting (ARFF) vehicles as contained in AC 150/5220-10.

Yes No N/A

13. For construction activities within or near aircraft operational areas(AOA):

a. The Sponsor has or will prepare a construction safety and phasing plan (CSPP) conforming to Advisory Circular 150/5370-2.

b. Compliance with CSPP safety provisions has been or will be incorporated into the plans and specifications as a contractor requirement.

c. Sponsor will not initiate work until receiving FAA's concurrence with the CSPP (FAA Order 5100.38, Par. 5-29).

Yes No N/A

14. The project was or will be physically completed without federal participation in costs due to errors and omissions in the plans and specifications that were foreseeable at the time of project design (49 USC §47110(b)(1) and FAA Order 5100.38d, par. 3-100).

Yes No N/A

Attach documentation clarifying any above item marked with "No" response.

Sponsor's Certification

I certify, for the project identified herein, responses to the forgoing items are accurate as marked and additional documentation for any item marked "no" is correct and complete.

Executed on this 22 day of April, 2026.

Name of Sponsor: City of David City

Name of Sponsor's Authorized Official: Jessica Miller

Title of Sponsor's Authorized Official: Mayor

Signature of Sponsor's Authorized Official: Jessica Miller

I declare under penalty of perjury that the foregoing is true and correct. I understand that knowingly and willfully providing false information to the federal government is a violation of 18 USC § 1001 (False Statements) and could subject me to fines, imprisonment, or both.



Certification and Disclosure Regarding Potential Conflicts of Interest Airport Improvement Program Sponsor Certification

Sponsor: City of David City

Airport: David City Municipal Airport

Project Number: 3-31-0025-019/020-2026

Description of Work: Seal Rwy 14/32 (Const. - Ph. 2)

Application

Title 2 CFR § 200.112 and § 1201.112 address Federal Aviation Administration (FAA) requirements for conflict of interest. As a condition of eligibility under the Airport Improvement Program (AIP), sponsors must comply with FAA policy on conflict of interest. Such a conflict would arise when any of the following have a financial or other interest in the firm selected for award:

- a) The employee, officer or agent,
- b) Any member of his immediate family,
- c) His or her partner, or
- d) An organization which employs, or is about to employ, any of the above.

Selecting "Yes" represents sponsor or sub-recipient acknowledgement and confirmation of the certification statement. Selecting "No" represents sponsor or sub-recipient disclosure that it cannot fully comply with the certification statement. If "No" is selected, provide support information explaining the negative response as an attachment to this form. This includes whether the sponsor has established standards for financial interest that are not substantial or unsolicited gifts are of nominal value (2 CFR § 200.318(c)). The term "will" means Sponsor action taken at appropriate time based on the certification statement focus area, but no later than the end of the project period of performance.

Certification Statements

1. The sponsor or sub-recipient maintains a written standards of conduct governing conflict of interest and the performance of their employees engaged in the award and administration of contracts (2 CFR § 200.318(c)). To the extent permitted by state or local law or regulations, such standards of conduct provide for penalties, sanctions, or other disciplinary actions for violations of such standards by the sponsor's and sub-recipient's officers, employees, or agents, or by contractors or their agents.

Yes No

2. The sponsor's or sub-recipient's officers, employees or agents have not and will not solicit or accept gratuities, favors or anything of monetary value from contractors, potential contractors, or parties to sub-agreements (2 CFR § 200.318(c)).

Yes No

3. The sponsor or sub-recipient certifies that is has disclosed and will disclose to the FAA any known potential conflict of interest (2 CFR § 1200.112).

Yes No

Attach documentation clarifying any above item marked with "no" response.

Sponsor's Certification

I certify, for the project identified herein, responses to the forgoing items are accurate as marked and have the explanation for any item marked "no" is correct and complete.

Executed on this 22 day of April, 2026 .

Name of Sponsor: City of David City

Name of Sponsor's Authorized Official: Jessica Miller

Title of Sponsor's Authorized Official: Mayor

Signature of Sponsor's Authorized Official: _____



I declare under penalty of perjury that the foregoing is true and correct. I understand that knowingly and willfully providing false information to the federal government is a violation of 18 USC § 1001 (False Statements) and could subject me to fines, imprisonment, or both.

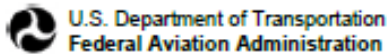


U.S. Department
of Transportation
**Federal Aviation
Administration**

FAA Form 5100-134, Selection of Consultants – Airport Improvement Program Sponsor Certification

Paperwork Reduction Act Statement

A federal agency may not conduct or sponsor, and a person is not required to respond to, nor shall a person be subject to a penalty for failure to comply with a collection of information subject to the requirements of the Paperwork Reduction Act unless that collection of information displays a currently valid OMB Control Number. The OMB Control Number for this information collection is 2120-0569. Public reporting for this collection of information is estimated to be approximately 8 hours per response, including the time for reviewing instructions, searching existing data sources, gathering and maintaining the data needed, completing and reviewing the collection of information. All responses to this collection of information are required under 49 U.S.C. Section 47105 to retain a benefit and to meet the reporting requirements of 2 CFR 200. Send comments regarding this burden estimate or any other aspect of this collection of information, including suggestions for reducing this burden to: Information Collection Clearance Officer, Federal Aviation Administration, 10101 Hillwood Parkway, Fort Worth, TX 76177-1524.



Selection of Consultants

Airport Improvement Program Sponsor Certification

Sponsor: City of David City

Airport: David City Municipal Airport

Project Number: 3-31-0025-019/020-2026

Description of Work: Seal Rwy 14/32 (Const. - Ph. 2)

Application

49 USC § 47105(d) authorizes the Secretary to require certification from the sponsor that it will comply with the statutory and administrative requirements in carrying out a project under the Airport Improvement Program (AIP). General requirements for selection of consultant services within federal grant programs are described in 2 CFR §§ 200.317-200.326. Sponsors may use other qualifications-based procedures provided they are equivalent to standards of Title 40 chapter 11 and FAA Advisory Circular 150/5100-14, Architectural, Engineering, and Planning Consultant Services for Airport Grant Projects.

Certification Statements

Except for certification statements below marked as not applicable (N/A), this list includes major requirements of the construction project. Selecting "Yes" represents sponsor acknowledgement and confirmation of the certification statement. The term "will" means Sponsor action taken at appropriate time based on the certification statement focus area, but no later than the end of the project period of performance. This list is not comprehensive and does not relieve the sponsor from fully complying with all applicable statutory and administrative standards. The source of the requirement is referenced within parenthesis.

1. Sponsor acknowledges their responsibility for the settlement of all contractual and administrative issues arising out of their procurement actions (2 CFR § 200.318(k)).
 Yes No N/A

2. Sponsor procurement actions ensure or will ensure full and open competition that does not unduly limit competition (2 CFR § 200.319).
 Yes No N/A

3. Sponsor has excluded or will exclude any entity that develops or drafts specifications, requirements, or statements of work associated with the development of a request-for-qualifications (RFQ) from competing for the advertised services (2 CFR § 200.319).
 Yes No N/A

4. The advertisement describes or will describe specific project statements-of-work that provide clear detail of required services without unduly restricting competition (2 CFR § 200.319).
 Yes No N/A

5. Sponsor has publicized or will publicize a RFQ that:
 - a. Solicits an adequate number of qualified sources (2 CFR § 200.320(d)); and
 - b. Identifies all evaluation criteria and relative importance (2 CFR § 200.320(d)). Yes No N/A

6. Sponsor has based or will base selection on qualifications, experience, and disadvantaged business enterprise participation with price not being a selection factor (2 CFR § 200.320(d)).
 Yes No N/A

7. Sponsor has verified or will verify that agreements exceeding \$25,000 are not awarded to individuals or firms suspended, debarred or otherwise excluded from participating in federally assisted projects (2 CFR § 180.300).
 Yes No N/A

8. A/E services covering multiple projects: Sponsor has agreed to or will agree to:
 - a. Refrain from initiating work covered by this procurement beyond five years from the date of selection (AC 150/5100-14); and
 - b. Retain the right to conduct new procurement actions for projects identified or not identified in the RFQ (AC 150/5100-14). Yes No N/A

9. Sponsor has negotiated or will negotiate a fair and reasonable fee with the firm they select as most qualified for the services identified in the RFQ (2 CFR § 200.323).
 Yes No N/A

10. The Sponsor's contract identifies or will identify costs associated with ineligible work separately from costs associated with eligible work (2 CFR § 200.302).
 Yes No N/A

11. Sponsor has prepared or will prepare a record of negotiations detailing the history of the procurement action, rationale for contract type and basis for contract fees (2 CFR § 200.318(i)).
 Yes No N/A

12. Sponsor has incorporated or will incorporate mandatory contract provisions in the consultant contract for AIP-assisted work (49 U.S.C. Chapter 471 and 2 CFR part 200 Appendix II)
 Yes No N/A

13. For contracts that apply a time-and-material payment provision (also known as hourly rates, specific rates of compensation, and labor rates), the Sponsor has established or will establish:

- a. Justification that there is no other suitable contract method for the services (2 CFR §200.318(j));
- b. A ceiling price that the consultant exceeds at their risk (2 CFR §200.318(j)); and
- c. A high degree of oversight that assures consultant is performing work in an efficient manner with effective cost controls in place 2 CFR §200.318(j)).

Yes No N/A

14. Sponsor is not using or will not use the prohibited cost-plus-percentage-of-cost (CPPC) contract method. (2 CFR § 200.323(d)).

Yes No N/A

Attach documentation clarifying any above item marked with "no" response.

Sponsor's Certification

I certify, for the project identified herein, responses to the forgoing items are accurate as marked and additional documentation for any item marked "no" is correct and complete.

I declare under penalty of perjury that the foregoing is true and correct. I understand that knowingly and willfully providing false information to the federal government is a violation of 18 USC § 1001 (False Statements) and could subject me to fines, imprisonment, or both.

Executed on this 22 day of April, 2026.

Name of Sponsor: City of David City

Name of Sponsor's Authorized Official: Jessica Miller

Title of Sponsor's Authorized Official: Mayor

Signature of Sponsor's Authorized Official: Jessica Miller Digitally signed by Jessica Miller
Date: 2026.04.29 17:24:09
-05'00'

I declare under penalty of perjury that the foregoing is true and correct. I understand that knowingly and willfully providing false information to the federal government is a violation of 18 USC § 1001 (False Statements) and could subject me to fines, imprisonment, or both.

[Submit by Email](#)

Cory Gaston of Kirkham Michael introduced himself. The council reviewed and discussed bids for an airport pavement repair project focused on fixing runway cracks. Large cracks will receive full-depth patching, medium cracks will be repaired with asphalt emulsion, and smaller cracks will be sealed, followed by a slurry seal over the surface. Due to FAA requirements, there is a 90-day bid hold, meaning construction may begin later in the year or possibly next spring. The contractor, Struck & Irwin, has prior experience in the region and a good track record. The total bid is \$562,240.60, with 95% funded by the FAA. The remaining 5% is split between the state and the city, leaving the city responsible for roughly 2.5%. Due to favorable costs and secured funding, there is consideration of adding additional apron repairs, pending FAA approval.

Council Member Keith Marvin made a motion to approve Struck & Irwin Paving, Inc.'s bid upon concurrence with FAA (Federal Aviation Administration) approval. Council Member Rick Holland seconded the motion. The motion carried. Jeremy Abel: Yea, Jim Angell: Yea, Rick Holland: Yea, Keith Marvin: Yea, Bruce Meysenburg: Yea, Kevin Woita: Yea. Yea: 6, Nay: 0.

(Space Intentionally left blank)



April 20, 2026

Lori Matchett
City Clerk, Treasurer
451 N 5th Street
David City, NE 68632

RE: Recommendation of Award
Seal Runway 14/32, David City Municipal Airport (93Y)
FAA IIA No. 3-31-0025-018/019/020
KM No. 2504215

Dear Mrs. Matchett:

On April 17, 2026, one bid was received for the referenced project at the David City Municipal Airport. The bidder was qualified to submit a bid proposal within the requirements of the project specification and bid documents. The proposal was reviewed and evaluated, including unit price extensions. The bid tabulation is attached. A summary of the Bid Result and other required information have been provided below:

Bid Results

Bidder	Total Bid
Engineer's Estimate	\$734,440.60
Struck and Irwin Paving, Inc.	\$562,240.60

5% Bid Bond Guarantee

Bidder provided a 5% bid bond.

Executed Proposal by an Officer of the Company and an Attest to their Signature was Included

The proposal was signed and attested.

Cost to add the Sponsor and Engineer to their Policy as Additional Insured

There was no cost for any additional insured.

Bidder Qualification

The bidder is qualified to complete this work.

Bidder Debarment Through the SAM Registrar

The bidder is not on the debarment list through the SAM registrar.

Buy American

The bidder indicates on their Buy American Certification forms that they will comply with Title 49 U.S.C. Section 50101 for this project. No waivers were requested.

Disadvantaged Business Enterprise (DBE) Participation

The DBE goal established for this project by the sponsor is 0.00% and Struck and Irwin Paving, Inc. met the goal at 0.00%.

Single Bid Information

Following the line items 1-4 contained within AIP Sponsor Guide 1000 for Single Bids, the following information is provided:



1. Plan holders were contacted to inquire whether they would submit a bid.
 - a. Vance Brothers LLC and Maxwell Asphalt Inc declined to bid because of proximity.
 - b. Midwest Coatings Company Inc declined because they ran out of time and couldn't get a bid submitted with other projects bidding at the same time.
 - c. Asphalt Surface Technologies Corp. and American Pavement Solutions Inc did not respond when contacted.
 - d. Gee Asphalt was not a plan holder but declined because the slurry seal spec was P-626 instead of P-608.
2. The project manual/specification was reviewed to determine if the project requirements unduly restrict competition. In Kirkham Michael's judgment, the project requirements were not restrictive.
3. Per Sponsor Guide 1000, negotiations were not required.
4. A price analysis on similar bid items was conducted using a recently bid slurry project located within the FAA central region. This comparison showed all unit costs, except Emulsified Asphalt Slurry Seal, came in below or within 10% of comparable. The item Emulsified Asphalt Slurry Seal was above the comparable, but the quantity was 45% of the comparable amount. It is our opinion that the low quantity for the bid item and fluctuation of the cost of oil contributed to this unit cost being above the comparable and is reasonable.
5. A Plan holder report is attached to this letter that lists which contractors perform this type of work. Thirty-one contractors were sent personal Request to Bid notices using QuestCDN.com. This service reaches many other Contractors throughout a wide service area and is becoming the best resource for many Contractors to learn about various construction projects.
6. To further stimulate interest, the following plan rooms downloaded plans via QuestCDN. These locations are common for contractors to view documents for construction projects:
 - a. ConstructConnect
7. Per Local advertising requirements, the project was advertised in the City's newspaper and in the local newspaper *The Banner-Press*.

Tentative List of Subcontractors

Struck and Irwin Paving, Inc. listed 2 subcontractors.

Recommendation for Award

In accordance with the project specifications and contract documents, it is Kirkham Michael's opinion that the bid is reasonable and recommends awarding the contract to Struck and Irwin Paving, Inc. of DeForest, Wisconsin, on their bid proposal for the base bid of \$562,240.60. Their bid submittal is enclosed for your review.

Please note that the NDOT and FAA must concur with the award to Struck and Irwin Paving, Inc before notification of the award can be issued. The Sponsor shall not enter a contract with Struck and Irwin Paving, Inc. until federal authorization is received.

If you have any questions or need any additional information, please contact us at 402.858.8853

Sincerely

KIRKHAM, MICHAEL & ASSOCIATES, INC.

A handwritten signature in black ink, appearing to read 'Cory Gaston', is written over a light blue horizontal line.

Cory Gaston
Project Manager



Enclosure: Bid Tabulation
 Plan Holder list
 Struck and Irwin Paving, Inc. Proposal Including:
 Proposal Form
 Buy American Form
 List of Subcontractors
 DBE Letter of Intent
 Bond

Cc w/enclosures Steve Whitton - FAA
 Anna Lannin - NDOT

BID TABULATION

PROJECT:
 Seal Runway 14/32
 David City Municipal Airport (93Y)

ENGINEER:
 Kirkham Michael
 5621 NW 1st Street, Suite 400
 Lincoln, NE 68521

AIP GRANT NO.:
 3-31-0025-018/019/020

KM PROJECT NO.:
 2504215

DATE OF BID OPENING: April 17, 2026 at 10 AM CST

Description	Quantities	Units	Engineer's Estimate		Struck and Irwin Paving, Inc.	
			Unit Cost	Total	Unit Cost	Total
BASE BID (Items 1 - 10)						
1 Mobilization	1	LS	\$ 80,000.00	\$ 80,000.00	\$ 33,080.00	\$ 33,080.00
2 Construction Safety Plan and Traffic Control	1	LS	\$ 15,000.00	\$ 15,000.00	\$ 1,000.00	\$ 1,000.00
3 Pavement Marking Removal	26,013	SF	\$ 1.20	\$ 31,215.60	\$ 0.70	\$ 18,209.10
4 Overexcavation	250	CY	\$ 30.00	\$ 7,500.00	\$ 105.00	\$ 26,250.00
5 Full Depth Asphalt Patching	1,725	SY	\$ 180.00	\$ 310,500.00	\$ 135.00	\$ 232,875.00
6 Crack Repair / Seal Joints (0"-1.5")	15,778	LF	\$ 4.00	\$ 63,112.00	\$ 1.30	\$ 20,511.40
7 Crack Repair / Seal Joints (>1.5")	3,850	LF	\$ 6.00	\$ 23,100.00	\$ 2.40	\$ 9,240.00
8 Emulsified Asphalt Slurry Seal	33,547	SY	\$ 4.00	\$ 134,188.00	\$ 4.80	\$ 161,025.60
9 Pavement Markings (White)	13,212	SF	\$ 5.00	\$ 66,060.00	\$ 4.30	\$ 56,811.60
10 Pavement Marking (Yellow)	753	SF	\$ 5.00	\$ 3,765.00	\$ 4.30	\$ 3,237.90
Total Base Bid (Items 1 - 10)				\$734,440.60		\$562,240.60

City Council Proceedings

April 22, 2026

Page # 39

Plan Holder Report as of 04/15/2026 11:56 AM CDT

David City Municipal Airport Seal Runway 14/32

Quest eBidDoc™ Number: 9726966

Closing Date: Fri, 04/17/2026 10:00 AM CDT **Posting Type:** Construction Project **Owner Name:** City of David City **Solicitor Name:** Kirkham Michael

Contact: Susan Beauchamp **Phone:** 402-393-5630 **Email:** sbeauchamp@kirkham.com

<u>Company Name & Address</u>	<u>Contact Name/Email Address</u>	<u>Phone/Fax</u>	<u>Bus. Cert</u>	<u>Bus. Desig</u>	<u>Entry Date</u>	<u>Doc Type</u>	<u>Comments</u> ⓘ
ConstructConnect 3825 Edwards Rd, Cincinnati, OH-45209	Eric Mills content@constructconnect.com	800-364-2059 866-570-8187		Plan Room	03/17/2026	eBidDoc	
Vance Brothers LLC 5201 Brighton, Kansas City, MO-64130	Arthur Sewell asewell@vancebrothers.com	816-922-8021 916-923-6472		Prime Bidder	03/18/2026	eBidDoc	
Struck & Irwin Paving, Inc. 7219 Gene Street, DeForest, WI-53532	Joe Wessley jwessley@struckandirwinpaving.com	608-842-1676 608-842-1680		Prime Bidder	03/19/2026	eBidDoc	
Asphalt Surface Technologies Corp. P.O. Box 1025, St. Cloud, MN-56302	Dale Strandberg astechquotes@gmail.com	320-363-8500 320-363-8700		Prime Bidder	03/19/2026	eBidDoc	
Constructors Inc. 1815 Y Street, Lincoln, NE-68508	Ryan Eschliman bids@constructorslincoln.com	402-434-1795 402-441-4176		Subcontractor	03/26/2026	eBidDoc	
American Pavement Solutions Inc. 1455 Gruber Rd., Green Bay, WI-54313	Alisa Scott ascott@ameripavement.com	920-662-9662 920-662-9655		Prime Bidder	03/31/2026	eBidDoc	
Midwest Coatings Company, Inc 1425 280th Street, Modale, IA-51556	Christy Erwin christy@midwest-coatings.com	712-645-2045 712-645-2045		Prime Bidder	04/09/2026	eBidDoc	
Lovci Construction & Fabrication, LLC 4605 Valley View Drive, Columbus, NE-68601	Codie Lovci codie@lovciconstruction.com	402-942-1698	DBE,WBE	Subcontractor	04/11/2026	eBidDoc	
Maxwell Asphalt, Inc. 650 South DeLong Street, Salt Lake City, UT-84104	Robert McIntosh rob@maxwellasphalt.com	8019722097		Prime Bidder	04/12/2026	eBidDoc	

<u>Company Name & Address</u>	<u>Contact Name/Email Address</u>	<u>Phone/Fax</u>	<u>Bus. Cert</u>	<u>Bus. Desig</u>	<u>Entry Date</u>	<u>Doc Type</u>	<u>Comments</u> ⓘ
Hi-Lite Airfield Services, LLC 20128 NYS Route 12F, Watertown, NY-13601	Sarah Anzalone sarah.anzalone@hi-lite.com	3155836111 3155835807		Prime Bidder	04/14/2026	eBidDoc	

PROPOSAL FORM

TO: City of David City
 David City, Nebraska

The undersigned, in compliance with the request for bids for construction of the following Project:

**Seal Runway 14/32
 David City Municipal Airport (93Y)
 David City, Nebraska
 FAA IJA No. 3-31-0025-018/019/020**

Hereby proposes to furnish all labor, permits, material, machinery, tools, supplies, and equipment to faithfully perform all work required for construction of the Project in accordance with the project manual, project drawings, and issued Addenda within the specified time of performance for the following prices:

BID SCHEDULE


Item Description	Quantity	Unit	Unit Price	Extension
BASE BID (ITEMS 1 - 10)				
1 Mobilization	1	LS	33,080.00	33,080.00
2 Construction Safety Plan and Traffic Control	1	LS	1,000.00	1,000.00
3 Pavement Marking Removal	26,013	SF	0.70	18,209.10
4 Overexcavation	250	CY	105.00	26,250.00
5 Full Depth Asphalt Patching	1,725	SY	135.00	232,875.00
6 Crack Repair / Seal Joints (0"-1.5")	15,778	LF	1.30	20,511.40
7 Crack Repair / Seal Joints (>1.5")	3,850	LF	2.40	9,240.00
8 Emulsified Asphalt Slurry Seal	33,547	SY	4.80	161,025.60
9 Pavement Markings (White)	13,212	SF	4.30	56,811.60
10 Pavement Marking (Yellow)	753	SF	4.30	3,237.90

TOTAL BASE BID (NUMERAL FORMAT) \$ 562,240.60

TOTAL BASE BID (WRITTEN FORMAT) Five hundred sixty two thousand, two hundred forty dollars and sixty cents

ACKNOWLEDGEMENTS BY BIDDER

- a. By submittal of a proposal, the BIDDER acknowledges and accepts that the quantities established by the OWNER are an approximate estimate of the quantities required to fully complete the Project and that the estimated quantities are principally intended to serve as a basis for evaluation of bids. The BIDDER further acknowledges and accepts that payment under this contract will be made only for actual quantities and that quantities will vary in accordance with the General Provisions subsection entitled "Alteration of Work and Quantities".
- b. The BIDDER acknowledges and accepts that the Bid Documents are comprised of the documents identified within the Instructions to Bidders. The BIDDER further acknowledges that each the individual documents that comprise the Bid Documents are complementary to one another and together establishes the complete terms, conditions, and obligations of the successful BIDDER.
- c. As evidence of good faith in submitting this proposal, the undersigned encloses a bid guaranty in the form of a certified check or bid bond in the amount of 5% of the bid price. The BIDDER acknowledges and accepts that refusal or failure to accept award and execute a contract within the terms and conditions established herein will result in forfeiture of the bid guaranty to the owner as a liquidated damage.
- d. The BIDDER acknowledges and accepts the OWNER'S right to reject any or all bids and to waive any minor informality in any Bid or solicitation procedure.
- e. The BIDDER acknowledges and accepts the OWNER'S right to hold all Proposals for **90 days** after the bid opening for purposes of review and evaluation and not issue a notice-of-award until that time.
- f. The undersigned agrees that upon written notice of award of contract, he or she will execute the contract within thirty (30) days of the notice-of-award and furthermore and provide executed payment and performance bonds within fifteen (15) days from the date of contract execution. The undersigned accepts that failure to execute the contract and provide the required bonds within the stated timeframe shall result in forfeiture of the bid guaranty to the owner as a liquidated damage.
- g. Time of Performance: By submittal of this proposal, the undersigned acknowledges and agrees to commence work within ten (10) calendar days of the date specified in the written "Notice-to-Proceed" as issued by the OWNER. The undersigned further agrees to complete the Project within **25 working days** from the commencement date specified in the Notice-to-Proceed.
- h. The undersigned acknowledges and accepts that for each and every Working day the project remains incomplete beyond the contract time of performance, the Contractor shall pay the non-penal amount of **\$1,000** per Calendar/Working day as a liquidated damage to the OWNER.
- i. The BIDDER acknowledges that the OWNER has established a contract Disadvantaged Business Enterprise goal of **0 percent** for this project due to the Interim Final Rule (IFR) issued in October 2025. The BIDDER acknowledges and accepts the requirement to apply and document good faith efforts, as defined in Appendix A, 49 CFR Part 26, for subcontracting a portion of the prime contract to certified Disadvantaged Business Enterprises (DBE), as defined in 49 CFR Part 26 for purposes of meeting the OWNER'S established goal. The BIDDER, in complying with this requirement, proposes participation by Disadvantaged Business Enterprises as stated on the attached forms, "Utilization Statement" and "Letter of Intent".
- j. The BIDDER, by submission of a proposal, acknowledges that award of this contract is subject to the provisions of the Davis-Bacon Act. The BIDDER accepts the requirement to pay prevailing wages for each classification and type of worker as established in the attached wage rate determination as issued by the United States Department of Labor. The BIDDER further acknowledges and accepts their requirement to incorporate the provision to pay the established prevailing wages in every subcontract agreement entered into by the Bidder under this project.
- k. The undersigned specifically agrees not to discriminate against any recipients of services on the basis of race, color, national origin, creed, sex, age, or disability and not to discriminate against any employees or applicant for employment on the basis of race, color, national origin, creed, sex, age, or disability.

- l. The undersigned states that they are complying with and will continue to comply with fair labor standards, as defined in Neb. Rev. Stat. § 73-104, (reissue 2003), in the pursuit of their business and in the execution of the contract pursuant to this bid.
- m. Compliance Reports (41 CFR Part 60-1.7): Within 30 days after award of this contract, the Contractor/Subcontractor shall file a compliance report (Standard Form 100) if s/he has not submitted a complete compliance report within 12 months preceding the date of award. This report is required if the Contractor/Subcontractor meets all of the following conditions:
1. Contractors/Subcontractors are not exempt based on 41 CFR 60-1.5.
 2. Has 50 or more employees.
 3. Is a prime contractor or first tier subcontractor.
 4. There is a contract, subcontract, or purchase order amounting to \$50,000 or more.
- n. The undersigned acknowledges receipt of the following addenda:
- | | | |
|------------------------------|---|--|
| Addendum Number <u> 1 </u> | Dated <u> 04 </u> / <u> 02 </u> / <u> 26 </u> | Received <input checked="" type="checkbox"/>  |
| Addendum Number <u> </u> | Dated <u> </u> / <u> </u> / <u> </u> | Received <u> </u> |
| Addendum Number <u> </u> | Dated <u> </u> / <u> </u> / <u> </u> | Received <u> </u> |

REPRESENTATIONS BY BIDDER

By submittal of a proposal (bid), the BIDDER represents the following:

- a. The BIDDER has read and thoroughly examined the bid documents including all authorized addenda.
- b. The BIDDER has a complete understanding of the terms and conditions required for the satisfactory performance of project work.
- c. The BIDDER has fully informed themselves of the project site, the project site conditions, and the surrounding area.
- d. The BIDDER has familiarized themselves of the requirements of working on an operating airport and understands the conditions that may in any manner affect cost, progress, or performance of the work.
- e. The BIDDER has correlated their observations with that of the project documents.
- f. The BIDDER has found no errors, conflicts, ambiguities, or omissions in the project documents, except as previously submitted in writing to the owner that would affect cost, progress, or performance of the work.
- g. The BIDDER is familiar with all applicable Federal, State, and local laws, rules, and regulations pertaining to execution of the contract and the project work.
- h. The BIDDER has complied with all requirements of these instructions and the associated project documents.

CERTIFICATIONS BY BIDDER

- a. The undersigned hereby declares and certifies that the only parties interested in this proposal are named herein and that this proposal is made without collusion with any other person, firm, or corporation. The undersigned further certifies that no member, officer, or agent of OWNER'S has direct or indirect financial interest in this proposal.
- b. **Trade Restriction Certification: (49 CFR Part 30)**
The Bidder, by submission of an offer certifies that it:
 1. is not owned or controlled by one or more citizens of a foreign country included in the list of countries that discriminate against U.S. firms published by the Office of the United States Trade Representative (USTR);
 2. has not knowingly entered into any contract or subcontract for this project with a person that is a citizen or national of a foreign country on said list, or is owned or controlled directly or indirectly by one or more citizens or nationals of a foreign country on said list;
 3. has not procured any product nor subcontracted for the supply of any product for use on the project that is produced in a foreign country on said list.

- c. **Certification Regarding Debarment, Suspension, Ineligibility and Voluntary Exclusion:** (49 CFR Part 29)
The Bidder certifies, by submission of this proposal, that neither it nor its principals is presently debarred, suspended, proposed for debarment, declared ineligible, or voluntarily excluded from participation in this transaction by any Federal department or agency. It further agrees by submitting this proposal that it will include this clause without modification in all lower tier transactions, solicitations, proposals, contracts, and subcontracts. Where the Bidder or any lower tier participant is unable to certify to this statement, it shall attach an explanation to this solicitation/proposal.
- d. **Buy American Certification:** (Title 49 U.S.C. Chapter 501)
As a condition of bid responsiveness, the bidder must show it intend to comply with the Buy American preferences established under Title 49 U.S.C. Section 50101. Bidder must complete the attached Buy American certification. If the bidder requests a permissible waiver to the Buy America requirements, the Bidder identified as with the successful bid must submit a formal waiver request and component cost calculation within the prescribed time identified on the Buy America certification.
- e. **Lobbying and Influencing Federal Employees:**
The bidder or offeror certifies by signing and submitting this bid or proposal, to the best of his or her knowledge and belief, that:

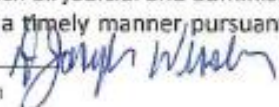
No Federal appropriated funds have been paid or will be paid, by or on behalf of the bidder or offeror, to any person for influencing or attempting to influence an officer or employee of an agency, a Member of Congress, an officer or employee of Congress, or an employee of a Member of Congress in connection with the awarding of any Federal contract, the making of any Federal grant, the making of any Federal loan, the entering into of any cooperative agreement, and the extension, continuation, renewal, amendment, or modification of any Federal contract, grant, loan, or cooperative agreement.

If any funds other than Federal appropriated funds have been paid or will be paid to any person for influencing or attempting to influence an officer or employee of any agency, a Member of Congress, an officer or employee of Congress, or an employee of a Member of Congress in connection with this Federal contract, grant, loan, or cooperative agreement, the undersigned shall complete and submit Standard Form-LLL, "Disclosure Form to Report Lobbying," in accordance with its instructions.

This certification is a material representation of fact upon which reliance was placed when this transaction was made or entered into. Submission of this certification is a prerequisite for making or entering into this transaction imposed by section 1352, title 31, U.S. Code. Any person who fails to file the required certification shall be subject to a civil penalty of not less than \$10,000 and not more than \$100,000 for each such failure.
- f. **Bidder's List Collection Form:**
The Bidder's List Collection Form must be filled out for all firms, including prime contractors and subcontractors.
- g. **Certification of Bidder Regarding Tax Delinquency and Felony Convictions.**
The applicant must complete the following two certification statements. The applicant must indicate its current status as it relates to tax delinquency and felony conviction by inserting a checkmark (✓) in the space following the applicable response. **The applicant agrees that, if awarded a contract resulting from this solicitation, it will incorporate this provision for certification in all lower tier subcontracts.**

The Contractor certifies:

- 1) It is not a corporation that has any unpaid Federal tax liability that has been assessed, for which all judicial and administrative remedies have been exhausted or have lapsed, and that is not being paid in a timely manner pursuant to an agreement with the authority responsible for collecting the tax liability. A tax delinquency is any unpaid Federal tax liability that has been assessed, for which all judicial and administrative remedies have been exhausted, or have lapsed, and that is not being paid in a timely manner pursuant to an agreement with the authority responsible for collecting the tax liability.



2) It is not a corporation that was convicted of a criminal violation under any Federal law within the preceding 24 months. A felony conviction is a conviction within the preceding twenty four (24) months of a felony criminal violation under any Federal law and includes conviction of an offense defined in a section of the U.S. code that specifically classifies the offense as a felony and conviction of an offense that is classified as a felony under 18 USC § 3559. *[Handwritten signature]*

h. Additional Insured.

If there is an additional charge for the insurance for naming the City of David City and the Engineer as an additional insured, the amount must be shown here. The amount shown will not change the total bid. A blank or inserting a zero will mean the Bidder's insurance company does not charge an extra fee for naming the City of David City and the Engineer as an additional insured. \$ 0.00.

ATTACHMENTS TO THIS BID

The following documents are attached to and made a part of this Bid:

1. Bid Guaranty in the form of a bid bond in the amount of 5% of the bid price.
2. Completed DBE forms "Utilization Statement" and "Letter of Intent".
3. Evidence of good faith efforts required by 49 CFR Part 26, Appendix A. If proposed DBE goal is met, submittal of evidence of good faith efforts is not required.
4. Evidence of BIDDER'S qualifications per the requirements of the Instructions-to-Bidders.
5. Buy American Certification.
6. Completed "Bidder's List Collection Form".

SIGNATURE OF BIDDER

IF AN INDIVIDUAL:

Name: _____

By: _____
(Signature of Individual)

Doing Business as: _____

Business Address: _____

Telephone Number: _____

Email Address: _____

IF A PARTNERSHIP:

Partnership Name: _____

By: _____
(Authorized Signature)


(Attach Evidence of Authority to sign as a Partnership)

Name and Title: _____
Business Address: _____

Telephone Number: _____
Email Address: _____

IF A CORPORATION:

Corporation Name: Struck & Irwin Paving, Inc.

By: 
(Authorized Signature)
(Attach Evidence of Authority to sign)

Name and Title: D. Joseph Wessley, President

Business Address: 7219 Gene Street (CORPORATE SEAL)

DeForest, WI 53532

**NO
SEAL**

Telephone Number: (608) 842-1676

Email Address: jwessley@struckandirwinpaving.com

ATTEST:

By: 
(Authorized Signature)

Name and Title: Katrina M. Wessley, Secretary-Treasurer

IF A JOINT VENTURE: (Attach copy of Joint Venture Agreement)

Joint Venture Name: _____

By: _____
(Authorized Signature)(Attach Evidence of Authority to sign)

Name and Title: _____

Business Address: _____

Telephone Number: _____

Email Address: _____

Joint Venture Name: _____

By: _____
(Authorized Signature)(Attach Evidence of Authority to sign)

Name and Title: _____

Business Address: _____

Telephone Number: _____

Email Address: _____


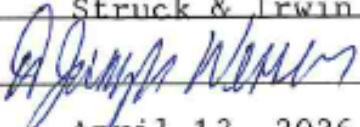
LIST OF SUBCONTRACTORS

FAA Project: 3-31-0025-018/019/020
 Airport: David City Municipal Airport
 Location: David City, Nebraska

The Airport Sponsor is required to submit subcontract information about DBE and non-DBE subcontractors who perform work on their federally-assisted contracts. Therefore, the Airport Sponsor requires that the prime contractor submit the following information related to this project. The DBE rules described in the Information to Bidders and Special Provisions must be followed in regards to the firms listed on the DBE Participation Statement.

PROPOSED SUBCONTRACTORS

SUBCONTRACTOR	WORK TO BE PERFORMED	APPROXIMATE DOLLAR VALUE
1. <u>Cather & Son's Construction, Inc.</u> <u>Crowley</u>	<u>Asphalt patching</u>	<u>\$ 270,125.00</u>
2. <u>Construction Corp.</u>	<u>Pavement marking</u>	<u>\$ 60,049.50</u>
3. _____	_____	_____
4. _____	_____	_____
5. _____	_____	_____
6. _____	_____	_____
7. _____	_____	_____
8. _____	_____	_____
9. _____	_____	_____
10. _____	_____	_____
11. _____	_____	_____
12. _____	_____	_____

SIGNED 
 COMPANY Struck & Irwin Paving, Inc.
 BY 
 DATE April 13, 2026

D. Joseph Wessley, President
 (Printed name)

AD-BDC-15
s. 180.41(2) Wis Stats.


RESOLUTION

Adopted at the Board of Directors Meeting of March 15, 2010
Date


Be it resolved that Michael J. Buchanan Katrina M. Wesley
D. Joseph Wessley

are hereby authorized and empowered to execute bids, bonds and contracts on behalf of the Corporation, and that this resolution shall continue in force and effect until modified or rescinded by subsequent action of the stockholders or of the Board of Directors of the Corporation.

Attested by:


Michael J. Buchanan
Vice President

Signature:


Katrina M. Wesley

Secretary-Treasurer
Name of Office

Struck & Irwin Paving, Inc.
Name of Corporation

Subscribed and sworn to before me this

15th day of March, 20 10


Name of Notary Public

Commission expires on 7/7/13



Certification of Compliance with FAA Buy American Preference Construction Projects

As a matter of bid responsiveness, the bidder or offeror must complete, sign, date, and submit this certification statement with its proposal. The bidder or offeror must indicate how it intends to comply with 49 U.S.C. § 50101, BABA and other related Made in America Laws, U.S. statutes, guidance, and FAA policies, by selecting one of the following certification statements. These statements are mutually exclusive. Bidder must select one or the other (i.e., not both) by inserting a checkmark (✓) or the letter "X".

- Bidder or offeror hereby certifies that it will comply with 49 U.S.C. § 50101, BABA and other related U.S. statutes, guidance, and policies of the FAA by:
- a) Only installing iron, steel and manufactured products produced in the United States;
 - b) Only installing construction materials defined as: an article, material, or supply – other than an item of primarily iron or steel; a manufactured product; cement and cementitious materials; aggregates such as stone, sand, or gravel; or aggregate binding agents or additives that are or consist primarily of non-ferrous metals; plastic and polymer-based products (including polyvinylchloride, composite building materials, and polymers used in fiber optic cables); glass (including optic glass); lumber or drywall that have been manufactured in the United States.
 - c) Installing manufactured products for which the Federal Aviation Administration (FAA) has issued a waiver as indicated by inclusion on the current FAA Nationwide Buy American Waivers Issued listing; or
 - d) Installing products listed as an Excepted Article, Material or Supply in Federal Acquisition Regulation Subpart 25.108.

By selecting this certification statement, the bidder or offeror agrees:

- a) To provide to the Airport Sponsor or the FAA evidence that documents the source and origin of the iron, steel, and/or manufactured product.
 - b) To faithfully comply with providing U.S. domestic products.
 - c) To refrain from seeking a waiver request after establishment of the contract, unless extenuating circumstances emerge that the FAA determines justified.
 - d) Certify that all construction materials used in the project are manufactured in the U.S.
- The bidder or offeror hereby certifies it cannot comply with the 100 percent Buy American Preferences of 49 U.S.C. § 50101(a) but may qualify for a Type 3 or Type 4 waiver under 49 U.S.C. § 50101(b). By selecting this certification statement, the apparent bidder or offeror with the apparent low bid agrees:
- a) To submit to the Airport Sponsor or FAA within 15 calendar days of being selected as the responsive bidder, a formal waiver request and required documentation that supports the type of waiver being requested.
 - b) That failure to submit the required documentation within the specified timeframe is cause for a non-responsive determination that may result in rejection of the proposal.
 - c) To faithfully comply with providing U.S. domestic products at or above the approved U.S. domestic content percentage as approved by the FAA.
 - d) To furnish U.S. domestic product for any waiver request that the FAA rejects.

- e) To refrain from seeking a waiver request after establishment of the contract, unless extenuating circumstances emerge that the FAA determines justified.

Required Documentation

Type 2 Waiver (Nonavailability) - The iron, steel, manufactured goods or construction materials or manufactured goods are not available in sufficient quantity or quality in the United States. The required documentation for the Nonavailability waiver is

- a) Completed Content Percentage Worksheet and Final Assembly Questionnaire
- b) Record of thorough market research, consideration where appropriate of qualifying alternate items, products, or materials including;
- c) A description of the market research activities and methods used to identify domestically manufactured items capable of satisfying the requirement, including the timing of the research and conclusions reached on the availability of sources.

Type 3 Waiver – The cost of components and subcomponents produced in the United States is more than 60 percent of the cost of all components and subcomponents of the “facility/project.” The required documentation for a Type 3 waiver is:

- a) Completed Content Percentage Worksheet and Final Assembly Questionnaire including;
- b) Listing of all manufactured products that are not comprised of 100 percent U.S. domestic content (excludes products listed on the FAA Nationwide Buy American Waivers Issued listing and products excluded by Federal Acquisition Regulation Subpart 25.108; products of unknown origin must be considered as non-domestic products in their entirety).
- c) Cost of non-domestic components and subcomponents, excluding labor costs associated with final assembly and installation at project location.
- d) Percentage of non-domestic component and subcomponent cost as compared to total “facility” component and subcomponent costs, excluding labor costs associated with final assembly and installation at project location.

Type 4 Waiver (Unreasonable Costs) - Applying this provision for iron, steel, manufactured goods or construction materials would increase the cost of the overall project by more than 25 percent. The required documentation for this waiver is:

- a) A completed Content Percentage Worksheet and Final Assembly Questionnaire from
- b) At minimum two comparable equal bids and/or offers;
- c) Receipt or record that demonstrates that supplier scouting called for in Executive Order 14005, indicates that no domestic source exists for the project and/or component;
- d) Completed waiver applications for each comparable bid and/or offer.

False Statements: Per 49 U.S.C. § 47126, this certification concerns a matter within the jurisdiction of the Federal Aviation Administration and the making of a false, fictitious, or fraudulent certification may render the maker subject to prosecution under Title 18, United States Code.

April 13, 2026

Date

Struck & Irwin Paving, Inc.

Company Name


Signature D. Joseph Wessley

President

Title

 **AIA**® Document A310™ – 2010

Bid Bond

CONTRACTOR:

(Name, legal status and address)

Struck & Irwin Paving, Inc.

7219 Gene St
Deforest, WI 53532-1994

OWNER:

(Name, legal status and address)

City of David City
490 E. Street

David City, NE 68532

BOND AMOUNT: \$

Five Percent of the Amount Bid (5%)

PROJECT:

(Name, location or address, and Project number, if any)

Seal Runway 14/32, City of David City, Nebraska

SURETY:

(Name, legal status and principal place of business)

West Bend Insurance Company
1900 S 18th Ave
West Bend, WI 53095-8796

ADDITIONS AND DELETIONS:

The author of this document has added information needed for its completion. The author may also have revised the text of the original AIA standard form. An *Additions and Deletions Report* that notes added information as well as revisions to the standard form text is available from the author and should be reviewed. A vertical line in the left margin of this document indicates where the author has added necessary information and where the author has added to or deleted from the original AIA text.

This document has important legal consequences. Consultation with an attorney is encouraged with respect to its completion or modification.

Any singular reference to Contractor, Surety, Owner or other party shall be considered plural where applicable.

The Contractor and Surety are bound to the Owner in the amount set forth above, for the payment of which the Contractor and Surety bind themselves, their heirs, executors, administrators, successors and assigns, jointly and severally, as provided herein. The conditions of this Bond are such that if the Owner accepts the bid of the Contractor within the time specified in the bid documents, or within such time period as may be agreed to by the Owner and Contractor, and the Contractor either (1) enters into a contract with the Owner in accordance with the terms of such bid, and gives such bond or bonds as may be specified in the bidding or Contract Documents, with a surety admitted in the jurisdiction of the Project and otherwise acceptable to the Owner, for the faithful performance of such Contract and for the prompt payment of labor and material furnished in the prosecution thereof; or (2) pays to the Owner the difference, not to exceed the amount of this Bond, between the amount specified in said bid and such larger amount for which the Owner may in good faith contract with another party to perform the work covered by said bid, then this obligation shall be null and void, otherwise to remain in full force and effect. The Surety hereby waives any notice of an agreement between the Owner and Contractor to extend the time in which the Owner may accept the bid. Waiver of notice by the Surety shall not apply to any extension exceeding sixty (60) days in the aggregate beyond the time for acceptance of bids specified in the bid documents, and the Owner and Contractor shall obtain the Surety's consent for an extension beyond sixty (60) days.

If this Bond is issued in connection with a subcontractor's bid to a Contractor, the term Contractor in this Bond shall be deemed to be Subcontractor and the term Owner shall be deemed to be Contractor.

When this Bond has been furnished to comply with a statutory or other legal requirement in the location of the Project, any provision in this Bond conflicting with said statutory or legal requirement shall be deemed deleted herefrom and provisions conforming to such statutory or other legal requirement shall be deemed incorporated herein. When so furnished, the intent is that this Bond shall be construed as a statutory bond and not as a common law bond.

Init.

Signed and sealed this 17 day of April, 2026



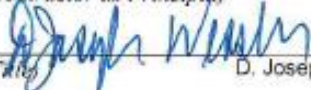
(Witness) Blake Wesley



(Witness) Jenn L. Hirth

Struck & Irwin Paving, Inc.

(Contractor as Principal) (Seal)



(Title) D. Joseph Wesley, President

West Bend Insurance Company

(Surety) (Seal)



(Title) Patrick A McKenna, Attorney-In-Fact

NO
SEAL

Init.

/



Bond No. 2673059

POWER OF ATTORNEY

Know all men by these Presents, that West Bend Insurance Company (formerly known as West Bend Mutual Insurance Company prior to 1/1/2024), a corporation having its principal office in the City of West Bend, Wisconsin does make, constitute and appoint:

Patrick A McKenna

lawful Attorney(s)-in-fact, to make, execute, seal and deliver for and on its behalf as surety and as its act and deed any and all bonds, undertakings and contracts of suretyship, provided that no bond or undertaking or contract of suretyship executed under this authority shall exceed in amount the sum of: Thirty Million Dollars (\$30,000,000)

This Power of Attorney is granted and is signed and sealed by facsimile under and by the authority of the following Resolution adopted by the Board of Directors of West Bend Insurance Company by unanimous consent resolution effective the 1st day of January 2024.

Appointment of Attorney-In-Fact. The president or any vice president, or any other officer of West Bend Insurance Company may appoint by written certificate Attorneys-In-Fact to act on behalf of the company in the execution of and attesting of bonds and undertakings and other written obligatory instruments of like nature. The signature of any officer authorized hereby and the corporate seal may be affixed by facsimile to any such power of attorney or to any certificate relating therefore and any such power of attorney or certificate bearing such facsimile signatures or facsimile seal shall be valid and binding upon the company, and any such power so executed and certified by facsimile signatures and facsimile seal shall be valid and binding upon the company in the future with respect to any bond or undertaking or other writing obligatory in nature to which it is attached. Any such appointment may be revoked, for cause, or without cause, by any said officer at any time.

Any reference to West Bend Mutual Insurance Company in any Bond and all continuations thereof shall be considered a reference to West Bend Insurance Company.

In witness whereof, West Bend Insurance Company has caused these presents to be signed by its president undersigned and its corporate seal to be hereto duly attested by its secretary this 1st day of January 2024.

Attest Christopher C. Zwygart
Christopher C. Zwygart
Secretary



Robert J. Jacques
Robert J. Jacques
President

State of Wisconsin
County of Washington

On the 1st day of January 2024, before me personally came Robert Jacques, to me known being by duly sworn, did depose and say that he is the President of West Bend Insurance Company, the corporation described in and which executed the above instrument; that he knows the seal of the said corporation; that the seal affixed to said instrument is such corporate seal; that it was so affixed by order of the board of directors of said corporation and that he signed his name thereto by like order.



Juli Benedum
Lead Corporate Attorney
Notary Public, Washington Co., WI
My Commission is Permanent

The undersigned, duly elected to the office stated below, now the incumbent in West Bend Insurance Company, a Wisconsin corporation authorized to make this certificate, Do Hereby Certify that the foregoing attached Power of Attorney remains in full force effect and has not been revoked and that the Resolution of the Board of Directors, set forth in the Power of Attorney is now in force.

Signed and sealed at West Bend Wisconsin this 17th day of April, 2026.



Christopher C. Zwygart
Christopher C. Zwygart
Secretary

While a bond(s) is active, a bonded principal is a member of West Bend Mutual Holding Company. Please visit <https://www.thesilverlining.com/annual-meeting> for details regarding the annual membership meeting and your voting rights.

Police Chief Marla Schnell introduced Jackson Winkler to the City Council. His hiring was approved previously; his official appointment was delayed due to limited availability at the training academy. Jackson Winkler, who is currently working at the jail, will complete his duties there before attending a 16-week training program in Grand Island, followed by a field training officer (FTO) program upon his return. The position was included in the current budget. A contract has also been prepared requiring repayment of certain training costs if employment does not continue.

Council Member Bruce Meysenburg made a motion to approve Resolution No. 6-2026 appointing Jackson Winkler as a full-time police officer. Council Member Keith Marvin seconded the motion. The motion carried. Jeremy Abel: Yea, Jim Angell: Yea, Rick Holland: Yea, Keith Marvin: Yea, Bruce Meysenburg: Yea, Kevin Woita: Yea. Yea: 6, Nay: 0.

RESOLUTION NO. 6-2026

A RESOLUTION OF THE MAYOR AND CITY COUNCIL OF THE CITY OF DAVID CITY, NEBRASKA, APPROVING A CONDITIONAL OFFER OF EMPLOYMENT TO JACKSON WINKLER AS A POLICE OFFICER.

WHEREAS, the City Council of the City of David City, Nebraska, a municipal corporation and city of the second class ("City") adopted Ordinance No. 1428 creating the David City Police Department; and

WHEREAS, Sections 1-202(D) and 1-501(B) of City's Municipal Code authorize the Mayor to appoint police officers to the David City Police Department; and

WHEREAS, the Mayor has nominated Jackson Winkler to serve as a police officer; and

WHEREAS, City finds it in in the best interest of City and City's residents to confirm Jackson Winkler as a police officer of the David City Police Department.

NOW, THEREFORE, BE IT RESOLVED BY THE MAYOR AND CITY COUNCIL OF THE CITY, as follows:

Section 1. The Mayor and City Council hereby approve providing Jackson Winkler a conditional offer of employment for the position of police officer for the City. Upon successful completion of the screening Nebraska Revised Statutes section 81-1414 *et seq.* requires. Upon completion of all requirements, Officer Winkler shall have all powers and duties available to him under applicable law, except as the Mayor and City Council, the Police Chief, and the David City Municipal Code may proscribe.

Section 2. The Mayor and City Council have determined that, upon hire, Officer Winkler shall earn an annual salary as set forth in the adopted applicable annual pay scale.

Section 3. The Mayor, City Council, and Chief of Police of the David City Police Department are authorized to take all action in furtherance of the purposes herein.

Passed and adopted this 22nd day of April, 2026.

Jessica Miller, Mayor

ATTEST:

Lori Matchett, City Clerk

Council Member Keith Marvin made a motion to introduce Ordinance No. 1531 to amend the David City Municipal Code to authorize the City to reschedule meeting dates by resolution. Mayor Jessica Miller read Ordinance No. 1531 by title.

Council Member Keith Marvin made a motion to suspend the statutory rule requiring that an Ordinance be read on three separate days. Council Member Rick Holland seconded the motion. The Motion carried. Jeremy Abel: Yea, Jim Angell: Yea, Rick Holland: Yea, Keith Marvin: Yea, Bruce Meysenburg: Yea, Kevin Woita: Yea. Yea: 6, Nay: 0.

Council Member Keith Marvin made a motion to approve Ordinance No. 1531, which amends the David City Municipal Code to authorize the City to reschedule meeting dates by resolution, with the amendment referencing meetings held on the second and fourth Wednesdays of each month. Council Member Kevin Woita seconded the motion. The motion carried. Jeremy Abel: Yea, Jim Angell: Yea, Rick Holland: Yea, Keith Marvin: Yea, Bruce Meysenburg: Yea, Kevin Woita: Yea. Yea: 6, Nay: 0.

ORDINANCE NO. 1531

AN ORDINANCE OF THE MAYOR AND CITY COUNCIL OF THE CITY OF DAVID CITY, NEBRASKA, AMENDING CHAPTER 1 OF THE DAVID CITY MUNICIPAL CODE TO ALLOW THE CITY COUNCIL TO MODIFY DATES OF FUTURE CITY COUNCIL MEETINGS BY RESOLUTION; AUTHORIZING PUBLICATION IN PAMPHLET FORM; AND PROVIDING AN EFFECTIVE DATE.

WHEREAS, Section 17-105 of the Nebraska Revised Statutes provides that the regular meetings of a city council of a city of the second class shall be held "at such times as the city council may provide by ordinance"; and

WHEREAS, Section 1-306(A) of the Municipal Code (the "Code") of the City of David City, Nebraska, a municipal corporation and city of the second class ("City") provides that City's meetings "shall be held on the second Wednesday of each month"; and

WHEREAS, City desires to amend Section 1-306(A) of the Code to authorize City to change the date of a future City meeting by resolution; and

WHEREAS, City finds it in the best interest of City and its residents to amend the Code to allow the City Council to change the date of a future City meeting by resolution.

NOW, THEREFORE, BE IT ORDAINED BY THE MAYOR AND COUNCIL OF THE CITY OF DAVID CITY, NEBRASKA, as follows:

1. Amendment to Section 1-306(A). City hereby amends Section 1-306(A) of the Code by deleting it in its entirety and replacing it with the following:

A. The meetings of the City Council shall be held at the council meeting room at the city office building. Regular meetings shall be held on the second and fourth Wednesday of each month at the hour of 7:00 P.M. The City Council may alter the meeting time and date of a future City Council meeting by resolution. Said resolution shall contain the date and time of the rescheduled meeting and a justification for the change in date and time. The City Clerk shall publish notice of the change in date and time of the meeting on the City's website.

2. Conflicting Ordinances. City hereby repeals any other ordinance or section of any ordinance passed and approved prior to the passage, approval, and publication or posting of this Ordinance and in conflict herewith to the extent of the conflict thereof.

3. Effective Date. This Ordinance shall be in full force and effect from and after passage, approval and publication in pamphlet form.

PASSED AND APPROVED THIS 22TH DAY OF APRIL, 2026.

Jessica Miller, Mayor

ATTEST:

Lori Matchett, City Clerk

City Administrator Raiko Martinez reported to the City Council that there has been an increased interest in the Downtown Revitalization grant program recently, with two additional applications. Mr. Martinez recommended that we ask the Nebraska Department of Economic Development (NDED) for an extension of the grant program.

Council Member Keith Marvin made a motion to approve requesting NDED to extend the Downtown Redevelopment Grant. Council Member Bruce Meysenburg seconded the motion. The motion carried. Jeremy Abel: Yea, Jim Angell: Yea, Rick Holland: Yea, Keith Marvin: Yea, Bruce Meysenburg: Yea, Kevin Woita: Yea. Yea: 6, Nay: 0.

Ethan Joy of JEO Consulting Group introduced himself. This pay application had previously been tabled to allow completion of punch list items. Mr. Joy confirmed that the items have now been addressed, and additional warranty work—such as membrane replacements in the RO system—have been completed. Remaining minor issues are expected to be handled under warranty; with confidence, the contractor will follow through. It was also recommended that the City proceed with the final payment to close out the project and secure loan and grant funding through the Nebraska SRF program.

Council Member Keith Marvin made a motion to approve Pay Application No. 31 (Final) for Velocity Contractors, Inc., in the amount of \$50,000.00 for the Water Treatment Plant Upgrades. Council Member Bruce Meysenburg seconded the motion. The motion carried. Jeremy Abel: Yea, Jim Angell: Yea, Rick Holland: Yea, Keith Marvin: Yea, Bruce Meysenburg: Yea, Kevin Woita: Yea. Yea: 6, Nay: 0.

(Space intentionally left blank)

Contractor's Application for Payment

Owner: <u>City of David City</u>	Owner's Project No.: _____
Engineer: <u>JEO Consulting Group, Inc.</u>	Engineer's Project No.: <u>202024.00</u>
Contractor: <u>Velocity Constructors Inc.</u>	Contractor's Project No.: _____
Project: <u>2022 Water Treatment Plant Upgrades, SRF Project No. D311686</u>	
Contract: <u>2022 Water Treatment Plant Upgrades, SRF Project No. D311686</u>	
Application No.: <u>31</u>	Application Date: <u>2/1/2026</u>
Application Period: From <u>9/30/2025</u> to <u>2/1/2026</u>	

1. Original Contract Price	\$ 10,562,772.00
2. Net change by Change Orders	\$ 452,817.76
3. Current Contract Price (Line 1 + Line 2)	\$ 11,015,589.76
4. Total Work completed and materials stored to date (Sum of Column G Lump Sum Total and Column J Unit Price Total)	\$ 11,015,589.76
5. Retainage	
a. Reduced X \$ 11,015,589.76 Work Completed =	\$ -
b. 5% X \$ - Stored Materials =	\$ -
c. Total Retainage (Line 5.a + Line 5.b)	\$ -
6. Amount eligible to date (Line 4 - Line 5.c)	\$ 11,015,589.76
7. Less previous payments (Line 6 from prior application)	\$ 10,965,589.76
8. Amount due this application	\$ 50,000.00
9. Balance to finish, including retainage (Line 3 - Line 4 + Line 5.c)	\$ -

Contractor's Certification

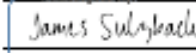
The undersigned Contractor certifies, to the best of its knowledge, the following:


(1) All previous progress payments received from Owner on account of Work done under the Contract have been applied on account to discharge Contractor's legitimate obligations incurred in connection with the Work covered by prior Applications for Payment;

(2) Title to all Work, materials and equipment incorporated in said Work, or otherwise listed in or covered by this Application for Payment, will pass to Owner at time of payment free and clear of all liens, security interests, and encumbrances (except such as are covered by a bond acceptable to Owner indemnifying Owner against any such liens, security interest, or encumbrances); and

(3) All the Work covered by this Application for Payment is in accordance with the Contract Documents and is not defective.

Contractor: James Sulzbach - Project Manager Velocity Constructors

Signature:  **Date:** 2/5/2026

Recommended by Engineer	Approved by Owner
By: <u></u>	By: _____
Title: <u>Project Manager</u>	Title: _____
Date: <u>2/5/2026</u>	Date: _____

Progress Estimate - Lump Sum Work **Contractor's Application for Payment**

Owner: City of David City Engineer: JED Consulting Group, Inc. Contractor: Velocity Constructors Inc. Project: 2022 Water Treatment Plant Upgrades, SRF Project No. D311686 Contract: 2022 Water Treatment Plant Upgrades, SRF Project No. D311686	Owner's Project No.: Engineer's Project No.: 202024.00 Contractor's Project No.:
--	--

Application No.: 31 Application Period: From 09/30/23 to 02/04/26 Application Date: 02/04/26

Item No.	Description	C Scheduled Value (\$)	D Work Completed (D + E) From Previous Application (\$)		E This Period (\$)	F Currently Stored (not in D or E) (\$)	G Work Completed and Materials Stored to Date (D + E + F) (\$)	H % of Scheduled Value (G / C) (%)	I Balance to Finish (C - G) (\$)
			D (D + E) From Previous Application (\$)	E This Period (\$)					
Original Contract									
BASE BID GROUP A - General Water Plant Improvements¹									
B-1.01	Mobilization	1,030,293.00	1,030,293.00	-	-	-	1,030,293.00	100%	-
B-1.02	Bonding and Insurance	66,647.00	66,647.00	-	-	-	66,647.00	100%	-
B-1.03	Aerator Rehabilitation and Cleaning	114,481.00	114,481.00	-	-	-	114,481.00	100%	-
B-1.04	Existing Pipe Cleaning & Repainting	57,573.00	57,573.00	-	-	-	57,573.00	100%	-
B-1.05	Electrical Improvements, Complete	1,840,041.00	1,840,041.00	-	-	-	1,840,041.00	100%	-
B-1.06	Demolition of Exterior Infrastructure	32,732.00	32,732.00	-	-	-	32,732.00	100%	-
B-1.07	Demolition of Interior Infrastructure	90,300.00	90,300.00	-	-	-	90,300.00	100%	-
B-1.08	Building Improvements (Doors/Windows)	80,036.00	80,036.00	-	-	-	80,036.00	100%	-
B-1.09	Building Improvements (Interior Painting)	323,405.00	323,405.00	-	-	-	323,405.00	100%	-
B-1.10	First Floor Roof Membrane Replacement	174,179.00	174,179.00	-	-	-	174,179.00	100%	-
B-1.11	Skylight Replacement	48,568.00	48,568.00	-	-	-	48,568.00	100%	-
B-1.12	HVAC Improvements	148,128.00	148,128.00	-	-	-	148,128.00	100%	-
B-1.13	Plumbing Improvements	92,021.00	92,021.00	-	-	-	92,021.00	100%	-
B-1.14	Lab Improvements	21,099.00	21,099.00	-	-	-	21,099.00	100%	-
B-1.15	Hardness Monitoring Equipment and Meters	77,743.00	77,743.00	-	-	-	77,743.00	100%	-
B-1.16	Site Paving and Grading	58,690.00	58,690.00	-	-	-	58,690.00	100%	-
B-1.17	Fencing and Gates	58,513.00	58,513.00	-	-	-	58,513.00	100%	-
B-1.18	Misc. Site Improvements	148,846.00	148,846.00	-	-	-	148,846.00	100%	-
B-1.19	Exterior Piping Improvements	338,959.00	338,959.00	-	-	-	338,959.00	100%	-
B-1.20	Seeding, Fertilizer and Mulch	6,610.00	6,610.00	-	-	-	6,610.00	100%	-
B-1.21	Erosion Control	5,751.00	5,751.00	-	-	-	5,751.00	100%	-
BASE BID GROUP B - Gravity Filter System Improvements¹									
B-1.22	New Gravity Filter Equipment, Complete (Media/Wash Troughs/ Air Blower/ Control Panel/ Solenoid Panel / Instrumentation / Piping / Valves / Media Strainers)	693,132.00	693,132.00	-	-	-	693,132.00	100%	-
B-1.23	Gravity Filter Equipment Installation	45,979.00	45,979.00	-	-	-	45,979.00	100%	-
B-1.24	Electrical	25,200.00	25,200.00	-	-	-	25,200.00	100%	-

Progress Estimate - Lump Sum Work

Owner:	City of David City	Contractor's Application for Payment
Engineer:	JEO Consulting Group, Inc.	Owner's Project No.:
Contractor:	Velocity Constructors Inc.	Engineer's Project No.:
Project:	2022 Water Treatment Plant Upgrades, SRF Project No. D311686	Contractor's Project No.:
Contract:	2022 Water Treatment Plant Upgrades, SRF Project No. D311686	

Item No.	Description	Application Period: From		to		Application Date:	E	F	G	H	I
		09/30/25	02/01/26	02/01/26	02/01/26						
A	B	C	D	E	F	G	H	I	J	K	L
		Scheduled Value (\$)	(D + E) From Previous Application (\$)	Work Completed This Period (\$)	Currently Stored (not in D or E) (\$)	Work Completed and Materials Stored to Date (D + E + F) (\$)	% of Scheduled Value (G / C) (%)	Balance to Finish (C - G) (\$)			
BASE BID GROUP C - Reverse Osmosis¹											
B-1.25	CCRO and CIP Tank Skids (Equipment Only)	2,126,760.00	2,126,760.00	-	-	2,126,760.00	100%	-	-	-	-
B-1.26	CCRO and CIP Tank Skids (Installation)	7,208.00	7,208.00	-	-	7,208.00	100%	-	-	-	-
B-1.27	Existing Maintenance Facility Demolition	27,093.00	27,093.00	-	-	27,093.00	100%	-	-	-	-
B-1.28	RI Room Expansion, Block Construction	245,926.00	245,926.00	-	-	245,926.00	100%	-	-	-	-
B-1.29	New Existing Maintenance Facility Floor Pavement	3,174.00	3,174.00	-	-	3,174.00	100%	-	-	-	-
B-1.30	New Existing Maintenance Facility Roof	28,709.00	28,709.00	-	-	28,709.00	100%	-	-	-	-
B-1.31	Overhead Doors	22,781.00	22,781.00	-	-	22,781.00	100%	-	-	-	-
B-1.32	Access Doors	8,791.00	8,791.00	-	-	8,791.00	100%	-	-	-	-
B-1.33	Single Girder Bridge Crane & Hoist (Equipment Only)	20,361.00	20,361.00	-	-	20,361.00	100%	-	-	-	-
B-1.34	Single Girder Bridge Crane & Hoist (Installation)	12,387.00	12,387.00	-	-	12,387.00	100%	-	-	-	-
B-1.35	Below Grade CCRO Skid Piping, Complete	57,740.00	57,740.00	-	-	57,740.00	100%	-	-	-	-
B-1.36	Above Grade CCRO & CIP Skid Piping, Complete	129,743.00	129,743.00	-	-	129,743.00	100%	-	-	-	-
B-1.37	Electrical	10,080.00	10,080.00	-	-	10,080.00	100%	-	-	-	-
BASE BID GROUP D - Intermediate Cleanwell¹											
B-1.38	Intermediate Cleanwell Structural Concrete	170,506.00	170,506.00	-	-	170,506.00	100%	-	-	-	-
B-1.39	Cleanwell Hatches	15,613.00	15,613.00	-	-	15,613.00	100%	-	-	-	-
B-1.40	Vertical Turbine Pumps	113,608.00	113,608.00	-	-	113,608.00	100%	-	-	-	-
B-1.41	Degasser (Equipment Only)	112,153.00	112,153.00	-	-	112,153.00	100%	-	-	-	-
B-1.42	Degasser (Installation)	6,407.00	6,407.00	-	-	6,407.00	100%	-	-	-	-
B-1.43	Pump Building, Block Construction	116,781.00	116,781.00	-	-	116,781.00	100%	-	-	-	-
B-1.44	Stairs and Miscellaneous Metals	4,603.00	4,603.00	-	-	4,603.00	100%	-	-	-	-
B-1.45	Cleanwell Ladders	4,749.00	4,749.00	-	-	4,749.00	100%	-	-	-	-
B-1.46	Fluid Applied Exterior Membrane	103,757.00	103,757.00	-	-	103,757.00	100%	-	-	-	-
B-1.47	Intermediate Cleanwell Piping, Fittings, Valves, Meters, Complete	77,335.00	77,335.00	-	-	77,335.00	100%	-	-	-	-
B-1.48	Weir Plate and Weir Window	4,398.00	4,398.00	-	-	4,398.00	100%	-	-	-	-
B-1.49	Electrical	50,400.00	50,400.00	-	-	50,400.00	100%	-	-	-	-

Progress Estimate - Lump Sum Work **Contractor's Application for Payment**

Owner: City of David City Engineer: JEO Consulting Group, Inc. Contractor: Velocity Constructors Inc. Project: 2022 Water Treatment Plant Upgrades, SRF Project No. D311686 Contract: 2022 Water Treatment Plant Upgrades, SRF Project No. D311686	Owner's Project No.: Engineer's Project No.: 202024.00 Contractor's Project No.:
--	--

Item No.	Description	Application Period: From 09/30/25 to 02/01/26		C	E		F	G	H	I
		D	Work Completed		This Period (\$)	Currently Stored (not in D or E) (\$)				
BASE BID GROUP E - Chemical Feed System Improvements¹										
B-1.50	Chemical Feed System Improvements			149,305.00	-	-	-	149,305.00	100%	-
B-1.51	Gas Chlorine System Improvements			62,365.00	-	-	-	62,365.00	100%	-
B-1.52	Electrical			15,120.00	-	-	-	15,120.00	100%	-
BASE BID GROUP F - Backwash Improvements¹										
B-1.53	Backwash Waste Pump and Piping Improvements, Complete			161,971.00	-	-	-	161,971.00	100%	-
B-1.54	Proposed Manhole Improvements			1,551.00	-	-	-	1,551.00	100%	-
B-1.55	Backwash Pit Access Hatch			3,727.00	-	-	-	3,727.00	100%	-
B-1.56	Backwash Supply Pump and Piping Improvements, Complete			103,300.00	-	-	-	103,300.00	100%	-
B-1.57	Electrical/Generator			252,000.00	-	-	-	252,000.00	100%	-
Bid Alternate #1										
BA1-1	Gravity Filter Effluent Valve Replacement ¹			220,730.00	-	-	-	220,730.00	100%	-
Bid Alternate #2										
BA2-1	Demolish Existing Upflow Clarifier Unit, Complete ¹			113,190.00	-	-	-	113,190.00	100%	-
Original Contract Totals				\$ 10,343,448.00	\$ 10,343,448.00	\$ -	\$ -	\$ 10,343,448.00	100%	\$ -
Change Orders										
CO-1	12" Underdrain Pipe			54,960.00	-	-	-	54,960.00	100%	-
CO-2	Misc			84,742.51	-	-	-	84,742.51	100%	-
CO-3	Misc			114,989.00	-	-	-	114,989.00	100%	-
CO-4	Lights and Fence - Drive way			17,454.00	-	-	-	17,454.00	100%	-
CO-5	-Aggregate/Sink/Trains & BPV+Delay			72,262.00	-	-	-	72,262.00	100%	-
CO-6	Pump Overflow Landscaping and Overflow			68,810.25	-	-	-	68,810.25	100%	-
CO-7	Painting			40,000.00	-	-	-	40,000.00	100%	-
Change Order Totals				\$ 452,817.76	\$ 452,817.76	\$ -	\$ -	\$ 452,817.76	100%	\$ -
Unit Price										
B2	Install Aggregate			15,215.00	-	-	-	15,215.00	100%	-
B3	Final Cleanwell Roof			14,030.00	-	-	-	14,030.00	100%	-
BA31	Install 6" Pavement			190,079.00	0	-	-	190,079.00	100%	-
Original Contract and Change Orders				\$ 11,015,589.76	\$ 11,015,589.76	\$ -	\$ -	\$ 11,015,589.76	100%	\$ -

¹ Sales Tax for Materials & Equipment Included

Progress Estimate - Unit Price Work													Contractor's Application for Payment			
Owner: City of David City Engineer: JRO Consulting Group, Inc. Contractor: Velocity Construction Inc. Project: 2022 Water Treatment Plant Upgrades, 2017 Project No. D311636 Contract: 2022 Water Treatment Plant Upgrades, 2017 Project No. D311636													Owner's Project No.: 202204.00 Engineer's Project No.: Contractor's Project No.:			
Application No.: 31													Application Date: 02/05/26			
Application Period: From 09/30/25 to 02/05/26																
A Bid Item No.	B Description	C Item Quantity	D Units	E Contract Information			F Value of Bid Item (C X E) (\$)	G Estimated Quantity Incorporated in the Work	H Value of Work Completed (E X G) (\$)	I Materials Currently Stored (not in G) (\$)	J Work Completed and Materials Stored to Date (H + I) (\$)	K % of Value of Item (J / F) (%)	L Balance to Finish (F - J) (\$)			
				Unit Price (\$)	Units	Value (\$)										
Original Contract																
Base Bid ¹																
B-2	Install Aggregate Surfacing	358.00	TONS	42.50		15,215.00	358.00	15,215.00		15,215.00	100%	-				
B-3	Final Clearwell Roof Slab Rehabilitation	100.00	SF	140.30		14,030.00	100.00	14,030.00		14,030.00	100%	-				
BAS-1	Install 6" Concrete Pavement ¹	1,324.00	SF	143.55		190,079.00	1,324.00	190,079.00		190,079.00	100%	-				
				Original Contract Totals		\$ 219,324.00	\$ 1,324.00	\$ 219,324.00	\$ -	\$ -	\$ 219,324.00	100%	\$ -			
Original Contract and Change Orders																
				Project Totals		\$ 219,324.00	\$ -	\$ 219,324.00	\$ -	\$ -	\$ 219,324.00	100%	\$ -			

¹ Sales Tax for Materials & Equipment Included

Contractors Application for Payment

Owner: City of David City
 Engineer: BDO Consulting Group, Inc.
 Contractor: Velocity Construction Inc.
 Project: 2022 Water Treatment Plant Upgrades, SEE Project No. 00116086
 Contract: 2022 Water Treatment Plant Upgrades, SEE Project No. 00116086
 Owner's Project No.: 2020204.00
 Engineer's Project No.:
 Contractor's Project No.:

Application No.: 31		Application Period: From 08/30/25 to 02/01/26										Application Dates: 02/01/26	
A	B	C	D	E	F	G	H	I	J	K	L	M	
Item No. (Lump Sum Tab) or Bid Item No. (Unit Price Tab)	Supplier Invoice No.	Submittal No. (with Specification Section No.)	Description of Materials or Equipment Stored	Storage Location	Application No. Within Materials Placed in Storage	Previous Amount Stored	Materials Stored Amount Stored this Period	Amount Stored to Date (G + H)	Amount Previously Incorporated in the Work (J)	Incorporated in Work Amount Incorporated in the Work this Period (K)	Total Amount Incorporated in the Work (J + K)	Materials Remaining in Storage (L - J)	
B-1-19	5894931		Yard Pipe	On Site	3	36,399.00	-	36,399.00	36,399.00	-	36,399.00	-	
B-1-19	5894108		Yard Pipe	On Site	4	3,033.85	-	3,033.85	3,033.85	-	3,033.85	-	
B-1-19	5839076		Yard Pipe	On Site	4	4,684.63	-	4,684.63	4,684.63	-	4,684.63	-	
B-1-19	835125		Yard Pipe	On Site	4	6,039.39	-	6,039.39	6,039.39	-	6,039.39	-	
B-1-19	896807		Yard Pipe	On Site	4	23,979.17	-	23,979.17	23,979.17	-	23,979.17	-	
B-1-19	5897709		Yard Pipe	On Site	4	29,725.95	-	29,725.95	29,725.95	-	29,725.95	-	
B-1-20 & 30			Rebar	On Site	4	33,900.00	-	33,900.00	33,900.00	-	33,900.00	-	
B-1-19	7241154		Yard Pipe	On Site	5	370.34	-	370.34	370.34	-	370.34	-	
B-1-19	7208997		Yard Pipe	On Site	5	520.82	-	520.82	520.82	-	520.82	-	
B-1-19	7063762		Yard Pipe	On Site	5	1,012.90	-	1,012.90	1,012.90	-	1,012.90	-	
B-1-24,37,49,52,57	Pay App 2		Electrical Fixtures	On Site	5	30,708.14	-	30,708.14	30,708.14	-	30,708.14	-	
B1-56	0802596-IN		Electric Pump	On Site	6	26,934.00	-	26,934.00	26,934.00	-	26,934.00	-	
B1-47	34604		WetWell Valves PTV	On Site	7	27,865.08	-	27,865.08	27,865.08	-	27,865.08	-	
B1-43	26123		Misc Metals Decking	On Site	7	5,000.00	-	5,000.00	5,000.00	-	5,000.00	-	
B-1-57	13 Invoice		Electrical	On Site	7	112,151.76	-	112,151.76	112,151.76	-	112,151.76	-	
B-1-22	92500		WetTech	Submittal	7	22,224.99	-	22,224.99	22,224.99	-	22,224.99	-	
B1-31	228627		Overhead Doors	On Site	8	17,000.00	-	17,000.00	17,000.00	-	17,000.00	-	
B-1-19	B Invoice		Yard Pipe	On Site	9	15,646.65	-	15,646.65	15,646.65	-	15,646.65	-	
B-1-47	Malien		Air Vbc	On Site	9	3,462.69	-	3,462.69	3,462.69	-	3,462.69	-	
B-1-53	1 Invoice		Ironite Pipe	On Site	9	23,997.39	-	23,997.39	23,997.39	-	23,997.39	-	
B-1-17	7897108		Large Fence	On Site	9	21,500.00	-	21,500.00	21,500.00	-	21,500.00	-	
B-1-40	HDA		Vertical Turbine Pumps	On Site	10	85,940.88	-	85,940.88	85,940.88	-	85,940.88	-	
B-1-05	Malien		Electrical HDA	On Site	10	145,249.80	-	145,249.80	145,249.80	-	145,249.80	-	
B-1-22	Malien		Gate Valves	On Site	10	20,930.00	-	20,930.00	20,930.00	-	20,930.00	-	
B-1-22	Malien		Clearwell Pipe	On Site	10	6,053.55	-	6,053.55	6,053.55	-	6,053.55	-	
B-1-22	Malien		Blower	On Site	11	50,000.00	-	50,000.00	50,000.00	-	50,000.00	-	
B-1-25	Gurney		Soft Case Pump	On Site	11	18,227.00	-	18,227.00	18,227.00	-	18,227.00	-	
B1-67	B Invoice		Piping	On Site	11	29,798.29	-	29,798.29	29,798.29	-	29,798.29	-	
B-1-50	Gurney		Chem Feed	On Site	12	113,869.00	-	113,869.00	113,869.00	-	113,869.00	-	
B-1-22	WetTech		Trough	On Site	12	103,664.94	-	103,664.94	103,664.94	-	103,664.94	-	
B-1-56	Malien		Valves	On Site	12	7,651.85	-	7,651.85	7,651.85	-	7,651.85	-	
B-1-56	3 Invoice		Ironite Piping	On Site	12	34,824.08	-	34,824.08	34,824.08	-	34,824.08	-	
B-1-22	94231		Filter Backab - WetTech	On Site	13	187,247.48	-	187,247.48	187,247.48	-	187,247.48	-	
B-1-22	35322		Malien - Valves	On Site	13	90,506.40	-	90,506.40	90,506.40	-	90,506.40	-	
B-1-19	35489		Malien - Valves	On Site	13	24,828.20	-	24,828.20	24,828.20	-	24,828.20	-	
B-1-19	35608		Malien - Valves	On Site	13	44,019.10	-	44,019.10	44,019.10	-	44,019.10	-	
B-1-36	10 Inv		Core and Main - Piping	On Site	13	39,821.77	-	39,821.77	39,821.77	-	39,821.77	-	
B-1-11	Pay App 1		Skylight	On Site	14	24,882.00	-	24,882.00	24,882.00	-	24,882.00	-	
B1-18,46,45,68,842-1	Pay App		Misc Metals Decking	On Site	14	45,000.00	-	45,000.00	45,000.00	-	45,000.00	-	
BAC-1	35785		Valves	On Site	14	90,000.00	-	90,000.00	90,000.00	-	90,000.00	-	
B-1-19	CI 430085		RCP	On Site	14	2,671.00	-	2,671.00	2,671.00	-	2,671.00	-	
B-1-36	LF50028		Piping	On Site	14	6,933.25	-	6,933.25	6,933.25	-	6,933.25	-	
B-1-05	11766		Structural	On Site	14	13,819.66	-	13,819.66	13,819.66	-	13,819.66	-	
B-1-53	2213-13200		Valves	On Site	14	30,555.80	-	30,555.80	30,555.80	-	30,555.80	-	
B-1-08	Pay App		Misc Metals Decking	On Site	14	40,000.00	-	40,000.00	40,000.00	-	40,000.00	-	
B-1-36			Check Valves	On Site	15	15,817.55	-	15,817.55	15,817.55	-	15,817.55	-	

Stored Materials Summary												
Contractor's Application for Payment												
Owner: City of David City Engineer: BDO Consulting Group, Inc. Contractor: Velocity Construction Inc. Project: 2022 Water Treatment Plant Upgrades, SRF Project No. 00110065 Contract: 2022 Water Treatment Plant Upgrades, SRF Project No. 00110065												
Owner's Project No.: 2020204.00 Engineer's Project No.: Contractor's Project No.:												
Application No.: 31												
Application Period: From 06/30/25 to 02/01/26												
A Item No. (Lump Sum Tab) or Bid Item No. (Unit Price Tab)	B Supplier Invoice No.	C Submitted No. (with Specification Section No.)	D Description of Materials or Equipment Stored	E Storage Location	F Application No. When Materials Placed in Storage	G Materials Stored		I Amount Stored to Date (G + H) (\$)	J Amount Previously Incorporated in the Work (\$)	K Amount Incorporated in the Work this Period (\$)	L Total Amount Incorporated in the Work (J + K) (\$)	M Materials Remaining in Storage (I - L) (\$)
						H Amount Stored this Period (\$)	J Amount Previously Incorporated in the Work (\$)					
B-1-25			80 Submersal	Submersals	15	182,064.25	182,064.25	182,064.25	182,064.25	182,064.25	182,064.25	-
B-1-34			Flange Cabinets	Crests	15	33,159.93	33,159.93	33,159.93	33,159.93	33,159.93	33,159.93	-
B1-36			Check Valves	Crests	16	15,817.55	15,817.55	15,817.55	15,817.55	15,817.55	15,817.55	-
B1-05			Programing	Crests	16	42,045.13	42,045.13	42,045.13	42,045.13	42,045.13	42,045.13	-
B1-36			Piping	Crests	16	5,042.67	5,042.67	5,042.67	5,042.67	5,042.67	5,042.67	-
B1-36			SD Piping	Crests	18	15,316.81	15,316.81	15,316.81	15,316.81	15,316.81	15,316.81	-
Totals						\$ 1,954,895.58	\$ -	\$ 1,954,895.58	\$ 1,954,895.58	\$ -	\$ 1,954,895.58	\$ -

The Council received a presentation on a proposed playground project at the ballfields, led by Recreation Director William Reiter in coordination with the Friends of David City. The playground was originally planned under a prior grant, but was not completed due to insufficient funding. The Friends of David City group is now independently pursuing funding through donations and grant opportunities, with no direct city funding currently budgeted. The proposed location is between Fields 2 and 3, selected for accessibility, visibility for parents, and reduced safety risks from foul balls. Preliminary estimates place the playground cost at approximately \$60,000-\$75,000, with potential expansion up to \$100,000 depending on design enhancements and added features such as ground cover. Additional grant funding may be available to match local fundraising efforts, increasing the overall project scope. The city may assist with installation to reduce costs, but the project remains primarily community-funded. Further plans and designs are still being evaluated.

The Friends of David City/ Summerfest Committee, represented by Monica Heller, asked the City Council to consider waiving or reducing rental fees for the David City Auditorium. Mrs. Heller explained that the event is a nonprofit, community-focused festival funded by donations, vendor fees, and limited grants, with proceeds covering event costs and supporting future festivals.

Council Member Kevin Woita made a motion to waive the rental fees for the David City Auditorium for The Friends of David City/ Summerfest Committee for the Summerfest Activities on June 6, 2026. Council Member Bruce Meysenburg seconded the motion. The motion carried. Jeremy Abel: Yea, Jim Angell: Abstain (With Conflict), Rick Holland: Yea, Keith Marvin: Yea, Bruce Meysenburg: Yea, Kevin Woita: Yea. Yea: 5, Nay: 0, Abstain (With Conflict): 1.

(Space intentionally left blank)

REQUEST FOR FUTURE AGENDA ITEM

If you have a specific topic that you would like the City Council to discuss at a future meeting, please list your name, address, telephone number, and the specific topic. The item will be reviewed and possibly scheduled for a future meeting, or forwarded to City staff for appropriate action.



NAME: Monica Heller

ADDRESS: 221 S 7th St David City NE 68632

TELEPHONE #: 402 3641 2769

EMAIL ADDRESS: forjoy65@yahoo.com

DATE OF REQUEST: 4/7/26

DESCRIPTION: The Friends of David City / Summer Fest Committee is requesting waiving fees OR offering Reduced Rent for The David City Auditorium lower level (\$500⁰⁰) upper level (\$300⁰⁰) for The Summer Fest activities, on June 6, 2026

Deadline for City Council Agenda Items is six (6) days prior to the next meeting. Except for items of an emergency nature, the agenda shall not be altered later than 24 hours before the scheduled meeting.

OFFICE USE ONLY

Request Forwarded to City Staff Forwarded to: Council Date Completed: 4/7/26

Action Taken: Council action made to waive rental fees for the auditorium for SummerFest Activities on June 6, 2026. Motion made by Kevin Wolff seconded by Bruce Meitzenburg. Motion carried. Ayes: 12, Nays: 0.

Request Scheduled for City Council Meeting Date of Meeting: 4-22-26

Jan Mathett, City Clerk-Treasurer Jessica Miller

The City Council considered a request from the Friends of David City/Summerfest Committee to waive street-use permit fees associated with event activities. The permits are primarily for temporary street closures near the auditorium and park area, including a short closure for a fire department "bouncy ball drop." Although the fee is minimal (\$10), the committee requested the waiver to help offset event costs.

Council Member Bruce Meysenburg made a motion to approve waiving the fees for four street use permits for the Friends of David City/Summerfest Committee for the Summerfest Activities on June 6, 2026. Council Member Jeremy Abel seconded the motion. The motion carried. Jeremy Abel: Yea, Jim Angell: Abstain (With Conflict), Rick Holland: Yea, Keith Marvin: Yea, Bruce Meysenburg: Yea, Kevin Woita: Yea. Yea: 5, Nay: 0, Abstain (With Conflict): 1.

(Space intentionally left blank)

REQUEST FOR FUTURE AGENDA ITEM

If you have a specific topic that you would like the City Council to discuss at a future meeting, please list your name, address, telephone number, and the specific topic. The item will be reviewed and possibly scheduled for a future meeting, or forwarded to City staff for appropriate action.



NAME: Monica Heller

ADDRESS: 221 S 7th St David City NE 68632

TELEPHONE #: 402 641 2769

EMAIL ADDRESS: forjoy65@yahoo.com

DATE OF REQUEST: 4/7/26

DESCRIPTION: The Friends of David City / Summerfest Committee is requesting waiving the fees for Street use permit for Summerfest activities on Saturday June 6, 2026

4 Permits @ \$10.00 = \$40 Total

Deadline for City Council Agenda Items is six (6) days prior to the next meeting. Except for items of an emergency nature, the agenda shall not be altered later than 24 hours before the scheduled meeting.

OFFICE USE ONLY

Request Forwarded to City Staff Forwarded to: Council Date Completed: 4/7/26
Action Taken: Council Action made to waive Street Use permits for 4 Permits for Summerfest Activities on June 6, 2026, motion made by Bruce Meisenburg Seconded by Jeremy Abel motion Carried. Ayes: 6, Nays: 0.

Request Scheduled for City Council Meeting Date of Meeting: 4-22-26
Spurmatkott, City Clerk - Treasurer Jessica Miller

The City Council discussed a request from the Friends of David City/ Summerfest Committee to allow alcohol consumption within a fenced area outside the David City Auditorium during Summer Fest on June 6, 2026. The request pertains to a designated beer garden area for the street dance, which would be monitored for safety and compliance.

After discussion, it was determined that the request likely requires a properly structured permit rather than waiving an ordinance. Due to the need for clarification on legal and licensing details, including potential impacts on existing liquor licenses, the Council voted to table the item until the next meeting for further review and proper wording.

Council Member Keith Marvin made a motion to table the request from the Friends of David City/Summerfest Committee to waive the City Ordinance to allow alcohol within the fenced-in area of the David City South Auditorium parking lot. Council Member Kevin Woita seconded the motion. The motion carried. Jeremy Abel: Yea, Jim Angell: Yea, Rick Holland: Yea, Keith Marvin: Yea, Bruce Meysenburg: Yea, Kevin Woita: Yea. Yea: 6, Nay: 0.

The City Council considered a contract for an independent financial consultant to review internal procedures and policies, particularly in response to audit findings. The agreement sets compensation at \$75 per hour, with a limit of 20 hours per week unless additional time is approved by the City. The consultant's role is to provide an independent, transparent review of city processes and recommend improvements. Council discussion emphasized the importance of transparency and accountability, especially in addressing audit concerns within a required six-month timeframe. It was noted that the consultant's rate is significantly lower than typical forensic auditing services, and the contract may be terminated at any time if no longer needed.

Council Member Bruce Meysenburg made a motion to approve a contract with John Kopecky as an Independent Consultant to evaluate, including, but not limited to, internal procedures and policies. Council Member Kevin Woita seconded the motion. The motion carried. Jeremy Abel: Yea, Jim Angell: Yea, Rick Holland: Yea, Keith Marvin: Yea, Bruce Meysenburg: Yea, Kevin Woita: Yea. Yea: 6, Nay: 0.

(Space intentionally left blank)

INDEPENDENT CONSULTING AGREEMENT

This **INDEPENDENT CONSULTING AGREEMENT** (this "**Agreement**") is effective as of April 22nd, 2026 (the "**Effective Date**"), and is by and between **THE CITY OF DAVID CITY, NEBRASKA**, a municipal corporation and city of the second class ("**City**") and **JOHN KOPECKY**, an individual ("**Contractor**"). This Agreement refers to City and Contractor individually each as a "**Party**" and collectively as the "**Parties**."

RECITALS

WHEREAS, City desires to engage Contractor as an independent contracting consultant to provide financial and accounting assistance to City; and

WHEREAS, City and Contractor desire to provide the terms and conditions under which Contractor shall provide such services to City as an independent contractor.

NOW, THEREFORE, in consideration of the foregoing recitals which the Parties incorporate herein and for other good and valuable consideration the receipt and sufficiency of which the Parties acknowledge, the Parties agree as follows:

AGREEMENT

1. **Term**. This Agreement shall be in effect from the Effective Date until either Party terminates this Agreement (the "**Term**"). Either Party may terminate this Agreement, for any reason, via written notice to the other Party.
2. **Scope of Services**. City is engaging Contractor's services expressly and exclusively for providing financial and accounting consulting services to City. This includes, without limitation, performing audits, reviewing accounting records, analyzing financial and accounting records and data, and preparing and maintaining records and reports, as requested by City. City may specify or may agree with Contractor regarding the quality, nature, and time of the service Contractor shall render or perform, but City shall not have control over the specific manner or means by which Contractor shall perform, which Contractor shall determine in Contractor's professional judgment. Contractor's point of contact with the City, and City's authorized agent hereunder to whom all communications shall be directed, is the City Administrator of City or their designee(s).
3. **Contract Fees**. For services Contractor renders to City under this Agreement, City shall pay Contractor Seventy-Five and 00/100 Dollars (\$75.00) per hour. Contractor shall work no more than twenty (20) hours per week without the prior written consent of City. Contractor shall submit to City a monthly invoice for the hours Contractor worked during the preceding month. City shall pay Contractor for services it renders within thirty (30) days of receiving an invoice. The foregoing shall constitute the only compensation from City to Contractor.
4. **Insurance**. During the Term of this Agreement, Contractor shall maintain any professional liability or other insurance required to be carried by Contractor under applicable law with respect to Contractor's work hereunder.
5. **Independent Contractor**. The Parties expressly that Contractor is an independent contractor and not an employee, agent, joint venturer or partner of City. Nothing in this Agreement shall create the relationship of employer and employee between City and Contractor or between City and any employee or agent of Contractor. This Agreement is not

exclusive. Contractor shall retain the right to perform services for others during the term of this Agreement, and City shall retain the right to obtain the same or similar services from other parties.

City shall have no obligation to pay employment taxes on or make withholdings in connection with compensation paid to Contractor or paid by Contractor to Contractor's employees or agents, but shall report all fees paid to Contractor to the IRS as pertinent law requires. Contractor shall pay all taxes related to the compensation it receives from City or that Contractor pays its employees or agents, if any. Contractor shall indemnify City against any taxes, liabilities, penalties, or costs incurred by City should Contractor fail to do so. City shall not reimburse Contractor for, or provide Contractor or Contractor's employees or agents with, any form of insurance benefits, pension benefits, vacation or holiday benefits, or any other benefits or expenses whatsoever.

6. **Proprietary Rights.** During the Term, Contractor will have access to certain confidential and propriety information of City ("**Confidential Information**"). Confidential Information shall include all information relating to City's operations, services, assets, programs, publications, research, development, finances, accounts, and any materials developed or prepared for City pursuant to this Agreement, if any. During and after the Term, Contractor shall not disclose any Confidential Information to any person, or permit any person to use, examine or reproduce Confidential Information, without City's express written consent, unless such Confidential Information has become public knowledge through means other than breach of this Agreement or disclosure is required by applicable law.

All materials, inventions, work papers, documents, reports, procedures, methods, concepts, and other work product of any kind that Contractor generates, develops, conceives, or works on under this Agreement are works made for hire for City, are the property of City, and all right, title and interest therein shall vest exclusively in City. Contractor agrees to fully cooperate with City, at City's expense, during and after the term of this Agreement, in perfecting City's right and title to such works. All information, documents, data and materials furnished to Contractor by City are and shall remain the property of City. Upon the expiration or termination of this Agreement, Contractor shall return to City all Confidential Information and work product in Contractor's possession.

7. **Notices.** Any notice this Agreement requires a Party to provide shall be deemed to have been sufficiently given when delivered in person or via electronic mail.

8. **No Assignment.** Neither Party may assign this Agreement without the other Party's express prior written approval.

9. **Amendment.** The Parties may only amend this Agreement by executing a written amendment. No course of dealing or trade usage between the parties shall be effective to supplement, amend, modify or alter this Agreement.

10. **No Waiver.** The failure to enforce or to require the performance at any time of any of the provisions of this Agreement shall not constitute a waiver of such provisions, and shall not affect either the validity of this Agreement or any part hereof or the right of either Party thereafter to enforce each and every provision in accordance with the terms of this Agreement.

11. **Governing Law.** The laws of the State of Nebraska shall govern this Agreement.

12. **Entire Agreement.** This Agreement constitutes the entire agreement of the parties as to the subject matter hereof.

13. **Counterparts.** The Parties may execute this Agreement in any number of counterparts.

14. **Severability.** If a court of competent jurisdiction declares any provision of this Agreement unenforceable or invalid, the remaining terms of this Agreement shall remain in full force and effect.

15. **Licensure.** Contractor represents and warrants it holds and shall maintain all requisite certifications and licensure to provide the services under this Agreement. Contractor shall indemnify and hold City harmless from all damages relating to, directly or indirectly, Contractor's failure to maintain the certifications and licensure required to perform Contractor's services under this Agreement. Contractor shall, on or before the Effective Date, and upon City's request, furnish City evidence of Contractor having said requisite certifications and licensure.

IN WITNESS WHEREOF, the Parties execute this Agreement as of the Effective Date.

CITY:

THE CITY OF DAVID CITY, NEBRASKA,
a municipal corporation and city of the second class

By: *Jessica Miller*
Jessica Miller, Mayor

Date: 4-22-26

ATTEST: *Lori Matchett*
Lori Matchett, City Clerk



CONTRACTOR:

John Kopec
JOHN KOPECKY (an individual)

Date: 4/23/2026

The City Council discussed the potential creation of a new city staff position intended to address workload distribution, improve compliance with audit findings, and enhance separation of duties within city operations. The proposed role is still under development, with a job description that includes a wide range of responsibilities, such as administrative support and possibly building-permit functions. It was noted that the position could replace an existing vacancy. The discussion also highlighted the importance of ensuring clarity of duties and avoiding potential conflicts of interest. Based on recommendations, the Council voted to table the item until a future meeting (May 20, 2026) to allow for further refinement of the job description and responsibilities before making a final decision.

Council Member Rick Holland made a motion to table consideration of hiring a Human Resources clerk until May 20, 2026. Council Member Jim Angell seconded the motion. The motion carried. Jeremy Abel: Yea, Jim Angell: Yea, Rick Holland: Yea, Keith Marvin: Yea, Bruce Meysenburg: Yea, Kevin Woita: Yea. Yea: 6, Nay: 0.

Council Member Jim Angell made a motion to reappoint Judy Vanis to the David City Housing Authority Board for a five-year term beginning 5-2026 and ending 5-2031. Council Member Kevin Woita seconded the motion. The motion carried. Jeremy Abel: Yea, Jim Angell: Yea, Rick Holland: Yea, Keith Marvin: Yea, Bruce Meysenburg: Yea, Kevin Woita: Yea. Yea: 6, Nay: 0.

DAVID CITY HOUSING AUTHORITY BOARD		
TERM SPECIFICS:		
Number of Members:		
Term:	5 YEAR	
Eligible for re-appointment?	Yes	
NAME	BEGAN TERM	TERM ENDS
ALLEN STEINBERGER	5-10-23	5-2028
JUDY VANIS	5-2026	5-2031
MARLENE HEIN	5-2020	5-2030
DONNA BEHRNS	5-2024	5-2029
RICK PROCHASKA	1-10-2024	5-2027

Council Member Kevin Woita made a motion to reappoint Nick Hein, Andrew Holloway and Planning Commission Liaison Jim Masek to the Board of Zoning Adjustment for a three-year term beginning 5-2026 and ending 5-2029. Council Member Keith Marvin seconded the motion. The motion carried. Jeremy Abel: Yea, Jim Angell: Yea, Rick Holland: Yea, Keith Marvin: Yea, Bruce Meysenburg: Yea, Kevin Woita: Yea. Yea: 6, Nay: 0.

BOARD OF ZONING ADJUSTMENT		
TERM SPECIFICS:		
Number of Members:	5 APPOINTED MEMBERS	
Term:	3 year terms	
Eligible for re-appointment?	Yes	
NAME	BEGAN TERM	TERM ENDS
ROGER COMTE	7-2024	7-2027
NICK HEIN	5-2026	5-2029
JIM MASEK-PLANNING COMMISSION LIASON	5-2026	5-2029
ALLEN STEINBERGER	7-2024	7-2027
ANDREW HOLLOWAY	5-2026	5-2029
MICHAEL BURESH- ALTERNATE	10-23-24	3-2027

Council Member Bruce Meysenburg made a motion to appoint Jason Harms and reappoint Trevor Plessel, Planning Commission Member Bob Hilger, and Airport Manager Chris Kroesing to the Airport Advisory Board for a three-year term beginning 5-2026 and ending 5-2029. Council Member Jim Angell seconded the motion. The motion carried. Jeremy Abel: Yea, Jim Angell: Yea, Rick Holland: Yea, Keith Marvin: Yea, Bruce Meysenburg: Yea, Kevin Woita: Yea. Yea: 6, Nay: 0.

Council Member Rick Holland made a motion to appoint Council Member Kevin Woita and Jeremy Abel to the Employee Committee. Council Member Keith Marvin seconded the motion. The motion carried. Jeremy Abel: Yea, Jim Angell: Yea, Rick Holland: Yea, Keith Marvin: Yea, Bruce Meysenburg: Yea, Kevin Woita: Yea. Yea: 6, Nay: 0.

AIRPORT ADVISORY BOARD		
TERM SPECIFICS:		
Number of Members:	5 APPOINTED MEMBERS TOTAL	
Term:	3-year terms	
Eligible for re-appointment?	Yes	
NAME	BEGAN TERM	TERM ENDS
KEVIN WOITA – COUNCIL MEMBER	2-12-2025	5-2028
BRUCE MEYSENBURG – COUNCIL MEMBER	2-12-2025	5-2028
JASON HARMS - PILOT	5-2026	5-2029
TREVOR PLESSSEL - PILOT	5-2026	5-2029
BOB HILGER - PLANNING COMMISSION MEMBER	5-2026	5-2029
CHRIS KROESING-AIRPORT MANAGER	5-2026	5-2029

Council Member Jim Angell made a motion to appoint Council Member Bruce Meysenburg and Rick Holland to the Safety Committee. Council Member Keith Marvin seconded the motion. The motion carried. Jeremy Abel: Yea, Jim Angell: Yea, Rick Holland: Yea, Keith Marvin: Yea, Bruce Meysenburg: Yea, Kevin Woita: Yea. Yea: 6, Nay: 0.

The City Council discussed a potential wage adjustment for Interim Deputy Clerk Rachel Kahnk due to increased responsibilities. It was noted that similar adjustments have been made in the past when employees have taken on additional duties. Rather than setting an amount immediately, the Council requested that the City Administrator, City Administrator Intern, and City Clerk review and provide a recommendation.

Council Member Keith Marvin made a motion to table consideration of the hourly wage for Interim Deputy Clerk Rachel Kahnk. Council Member Bruce Meysenburg seconded the motion. The motion carried. Jeremy Abel: Yea, Jim Angell: Yea, Rick Holland: Abstain (With Conflict), Keith Marvin: Yea, Bruce Meysenburg: Yea, Kevin Woita: Yea. Yea: 5, Nay: 0, Abstain (With Conflict): 1.

Council Member Kevin Woita made a motion to adjourn at 7:51 p.m. Council Member Jeremy Abel seconded the motion. The motion carried. Jeremy Abel: Yea, Jim Angell: Yea, Rick Holland: Yea, Keith Marvin: Yea, Bruce Meysenburg: Yea, Kevin Woita: Yea. Yea: 6, Nay: 0.

CERTIFICATION OF MINUTES

April 22, 2026

I, Lori Matchett, duly qualified and acting City Clerk for the City of David City, Nebraska, do hereby certify with regard to all proceedings of April 22, 2026; that all of the subjects included in the foregoing proceedings were contained in the agenda for the meeting, kept continually current and available for public inspection at the office of the City Clerk; that such subjects were contained in said agenda for at least twenty-four hours prior to said meeting; that the minutes of the meeting of the City Council of the City of David City, Nebraska, were in written form and available for public inspection within ten working days and prior to the next convened meeting of said body; that all news media requesting notification concerning meetings of said body were provided with advance notification of the time and place of said meeting and the subjects to be discussed at said meeting.

Lori Matchett, City Clerk



W A T E R W O R T H™

Continuous Utility Rate Management


David City, NE

Prepared by: Paul Barazzuol

Paulb@waterworth.net

206-672-2534

Date: 04/20/2026



OUR MISSION

Empowering financially sustainable local government services and winning back the public trust.



YOUR GOALS

Based on conversations with David City’s staff, we understand your key goal is:

Ensure proactive long-term forecasting of the water, sewer, and electric utilities

Understand long-term impacts to water, sewer and electric rates

Facilitate good communication between staff, elected officials, and the public

Related priorities:

- **Ensure services are priced equitably between customer classes**
- **Maintain a strategic financial plan that leverages the best mix of cash, debt and Government funding**
- **Maintain appropriate cash reserve policies**
- **Present data-driven recommendations**
- **Protect customer affordability while still generating the needed revenues**

Waterworth can help achieve these goals and priorities through **Continuous Utility Rate Management.**



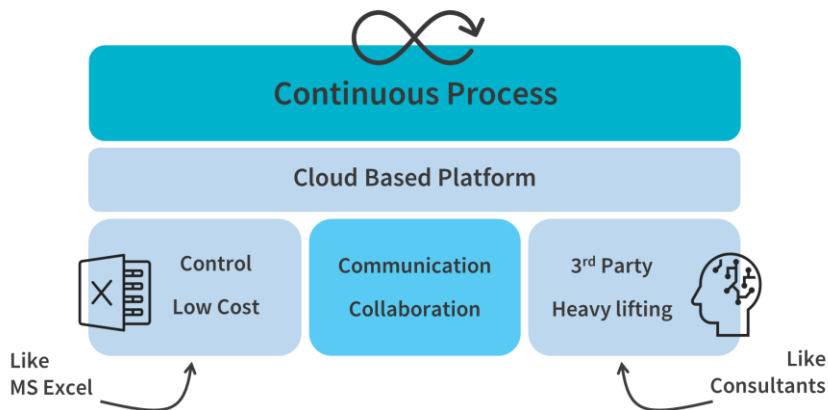
Continuous Utility Rate Management

What is it?

There are two methods of rates management commonly used today. When people want total control and low cost, they build in-house models with Microsoft Excel. We all love Excel - you can build what you want, it's flexible and practically free. It also has headaches. With Waterworth you have the control but without the headaches that come with maintaining an Excel spreadsheet. It's easy to use and very cost effective.

Other communities use rate consultants. They do an excellent job. They're experts and bring credibility to a council presentation. Similarly, the Waterworth team can step in as needed to do the heavy lifting and facilitate communications and action among staff and your elected officials.

Waterworth also addresses a critical gap by enabling easy Communication & Collaboration between individual departments, city administration and elected officials. With Waterworth, options can be carefully and efficiently reviewed, updated, reported on, compared with other scenarios. You can communicate difficult financial stories with ease so Council and the public can really buy in to the right decisions.



The thing our customers love the most is how we enable Continuous Rate Management. Rate studies are static in time. But variables keep changing - inflation is high, projects are getting repriced and reshuffled, interest rates fluctuate, sometimes you might get a grant, but you don't want to plan on it.

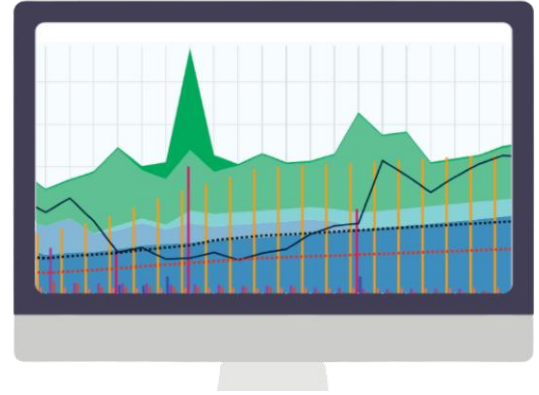
With Waterworth, you can stay in total control of all the moving parts while keeping everyone on the same page. This makes managing rates effortless and builds a synergistic relationship between city and elected officials.



KEY FEATURES

LONG-TERM FINANCIAL MODEL

Develop a full-cost recovery model to understand long-term revenue requirements. Integrate CIP, Master Plans, and future capital reinvestment budgeting along with debt service scenarios, cash reserve policies, and tie it all back to a rate schedule.



ASSET REPLACEMENT SCHEDULE

Leverage your GIS data to produce a long-term asset replacement schedule to understand the cost of sustainable ownership, and benchmark how much to invest annually in capital renewal to avoid emergencies and preserve intergenerational equity.

COST OF SERVICE ANALYSIS

Review historical demand patterns and work towards a true cost-of-service model for each customer category including wholesale customers. Explore cost reallocation scenarios to see how you can make rates more equitable.

RATE DESIGN

Onboard billing data, analyze your current rate structure, easily model new rate structure options and immediately visualize the billing impacts of various options – what the changes will mean for revenues and affordability for residents.

SCENARIO EXPLORATION

Perhaps one of the most powerful features is the ability to quickly create and manage scenarios, compare them visually using 3 comparative modes (difference, side-by-side, overlay) and combine scenarios from different service areas into one complete organization-wide model.



SAVE TIME AND AGGRAVATION


Take pride in telling a better financial story. This makes communicating tough, complex issues easier leading to more efficient conversations. In the end, smarter decisions are made more quickly and with very little effort. Everyone saves time and aggravation.



BENEFITS

LEVERAGE YOUR DATA TO DRIVE BETTER DECISIONS

Up-to-date data reflects the real-world circumstances of your community so you can have confidence that analysis and recommendations plot the best path forward in real-time. Waterworth is compatible with many other systems, so onboarding is relatively easy.



ENSURE LONG-TERM FINANCIAL SUSTAINABILITY

Plan for intergenerational equity by first determining long-term cost of sustainable ownership of infrastructure. Then become financially resilient and mitigate uncertainty about future events through better planning by developing and exploring scenarios.

LEVERAGE PROFESSIONAL SUPPORT THAT'S TAILORED TO YOU

Short-staffed? Think of us as a specialized part of your team. We're here to make sure you are asking the right questions and making progress towards community goals. Support is here, whenever and however you need it: we'll assist with data needs, analysis, scenario exploration, presentation, and succession.

We've got your back!



UNLIMITED SUPPORT & ADVISING

Included with all services. We're here for you by chat, email, phone or zoom as much or as little as needed to ensure you meet your goals.

- Unlimited 1:1 coaching with all included tools
- Expert advice with Financial Modeling, Cost of Service Analysis, Infrastructure Analysis and Rate Design
- Onboarding and refining of external financial model or Pro Forma into Waterworth's financial model
- Assistance with project management and organization to help meet deadlines and stay on track of priorities
- Training for effective communication with elected officials and between departments
- Assistance with analysis of complex datasets, and impact analysis of any scenarios or proposed changes
- Assistance with presenting models internally or to Boards/Councils
- Assistance with onboarding instructions for Assets, Population, Flows or Billing Data
- Training of new staff on Waterworth
- Facilitating succession transitions



METHODOLOGY

Waterworth is based on the fundamentals of rate design as outlined in AWWA M1 and WEF 27.

These manuals set the industry accepted standard practices in financial planning and rate making to establish cost-based rates, fees, and charges to recover the full costs associated with utilities.

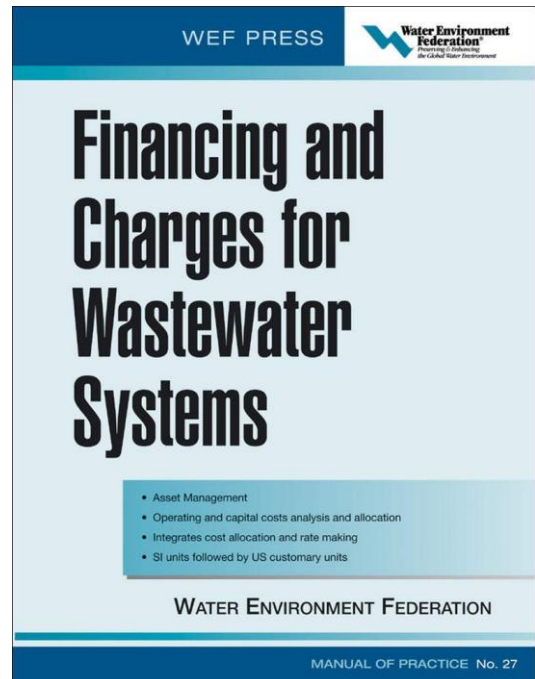
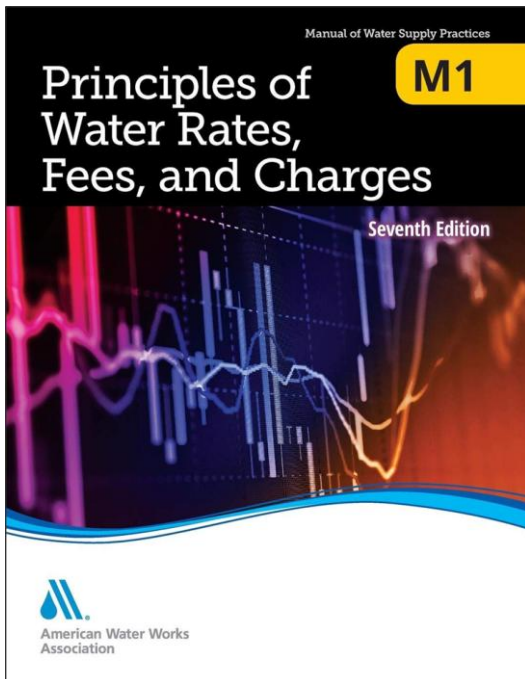


American Water Works Association

Dedicated to the World's Most Important Resource®




Water Environment Federation®
the water quality people®





WHO ELSE DOES THIS?

Waterworth is trusted by over 420 cities and towns across North America.





CLIENT TESTIMONIALS

“We informed our Board that inflation has severely impacted the costs of our capital projects, and it became clear that without a \$7,000,000 bond, we would be in trouble.

It is amazing how much easier this process is now that we have Waterworth. Whenever we have discussions with our Board we use Waterworth to review and explore options. Because we do this frequently, the board is familiar with the model and so they trust in Waterworth. The discussion regarding the need to obtain the \$7,000,000 bond lasted less than 10 minutes.”

Wes Smith, CFO
Virgin Valley Water District, Nevada



“What’s great about Waterworth is that I don’t have to wait for a consultant and compile all kinds of information.

I can go into my model and get a snapshot of what I’m looking at... it’s the convenience of being able to get the information I need quickly and whenever I want.”



Yvonne Acuña, Assistant Finance Director
City of Leon Valley, Texas

Lisa Vollbrecht, Public Utilities Director
City of St. Cloud, Minnesota



“We’ve been trying to do this on our own for 10 years, to have something so turnkey was just an absolute blessing.”



ANNUAL SUBSCRIPTION

(Water, Sewer & Electric)

Item	Description
Water Service Area	-Software Access to Water Service Area: Cost of Service Analysis, Rate Design, Long-term Financial Model, Scenario Exploration, Asset Replacement Schedule -Unlimited Support and Advising
Sewer Service Area	-Software Access to Sewer Service Area: Cost of Service Analysis, Rate Design, Long-term Financial Model, Scenario Exploration, Asset Replacement Schedule -Unlimited Support and Advising
Electric Service Area	-Software Access to Electric Service Area: Long-term Financial Model, Scenario Exploration, Asset Replacement Schedule -Unlimited Support and Advising

Total = \$12,900 USD

Included:

- Implementation
- Unlimited User Licenses
- Unlimited Support and Advising
- Training
- Workshop Facilitation
- Presentation
- Assistance with: Data Onboarding, Data Analysis, Scenario Exploration

Subscription effective date is on the day of the Getting Started Meeting when user sign-in accounts are created. Renewal invoices will be sent 60 days before the anniversary of the effective date. Prices set to increase by 5% per year.



Unique Value Proposition Document

Waterworth is a unique and specialized solution with no comparable alternative. No customer has ever had to procure Waterworth through an RFP process.

Sole Source Qualifying Factors

1. Unique & Proprietary Technology
2. Highly Specialized Purpose-Built
3. Compatibility with Existing Systems
4. Quick Implementation & Training
5. Professional Advice & Coaching

Based on the Sole Source Requirements outlined by the National Association of State Procurement Officials (NASPO), the Single/Sole Source Procurement our clients have referenced when subscribing to Waterworth.

Unique Value Proposition Document available upon request:



- Detailed documentation describing what is unique and specialized about Waterworth to assist in varying procurement approaches

RESOLUTION NUMBER 7-2026

WHEREAS, the Federal Disaster Mitigation Act of 2000 was signed in to law on October 30, 2000, placing new emphasis on state and local mitigation planning for natural hazards and requiring communities to adopt a hazard mitigation action plan to be eligible for pre-disaster and post-disaster federal funding for mitigation purposes; and

WHEREAS, a Multi-Jurisdictional Hazard Mitigation Plan was prepared by the Lower Platte North NRD, with assistance from JEO Consulting Group, Inc.

WHEREAS, the purpose of the mitigation plan was to lessen the effects of disasters by increasing the disaster resistance of the counties and participating jurisdictions located within the planning boundary by identifying the hazards that affect David City, Nebraska, and prioritize mitigation strategies to reduce potential loss of life and property damage from those hazards, and

WHEREAS, FEMA regulations require documentation that the plan has been formally adopted by the governing body of David City in the form of a resolution and further requesting approval of the plan at the Federal Level; and

NOW, THEREFORE, the governing body of David City, Nebraska, does herewith adopt the most recent and FEMA approved version of the Lower Platte North NRD Hazard Mitigation Plan in its entirety; and

PASSED AND APPROVED this 13th day of May, 2026.

Bruce Meysenburg, Council President

ATTEST

Lori Matchett, City Clerk

Contractor's Application for Payment

Owner: <u>City of David City</u>	Owner's Project No.: _____
Engineer: <u>JEO Consulting Group, Inc.</u>	Engineer's Project No.: <u>251034.00</u>
Contractor: <u>BRB Contractors, Inc.</u>	Contractor's Project No.: <u>NE3DAV</u>
Project: <u>David City Wastewater Treatment Facility Improvements</u>	
Contract: <u>David City Wastewater Treatment Facility Improvements</u>	
Application No.: <u>26</u>	Application Date: <u>4/22/2026</u>
Application Period: From <u>3/24/2026</u> to <u>4/22/2026</u>	

1. Original Contract Price	\$ 16,882,000.00
2. Net change by Change Orders	\$ 1,294,391.59
3. Current Contract Price (Line 1 + Line 2)	\$ 18,176,391.59
4. Total Work completed and materials stored to date (Sum of Column G Lump Sum Total and Column J Unit Price Total)	\$ 17,333,475.96
5. Retainage	
a. <u>5%</u> X <u>\$ 16,768,736.50</u> Work Completed =	\$ 838,436.83
b. <u>5%</u> X <u>\$ 564,739.46</u> Stored Materials =	\$ 28,236.97
c. Total Retainage (Line 5.a + Line 5.b)	\$ 866,673.80
6. Amount eligible to date (Line 4 - Line 5.c)	\$ 16,466,802.16
7. Less previous payments (Line 6 from prior application)	\$ 16,168,347.74
8. Amount due this application	\$ 298,454.42
9. Balance to finish, including retainage (Line 3 - Line 4 + Line 5.c)	\$ 1,709,589.43

Contractor's Certification


The undersigned Contractor certifies, to the best of its knowledge, the following:


(1) All previous progress payments received from Owner on account of Work done under the Contract have been applied on account to discharge Contractor's legitimate obligations incurred in connection with the Work covered by prior Applications for Payment;

(2) Title to all Work, materials and equipment incorporated in said Work, or otherwise listed in or covered by this Application for Payment, will pass to Owner at time of payment free and clear of all liens, security interests, and encumbrances (except such as are covered by a bond acceptable to Owner indemnifying Owner against any such liens, security interest, or encumbrances); and

(3) All the Work covered by this Application for Payment is in accordance with the Contract Documents and is not defective.

Contractor: BRB Contractors, Inc.

Signature:  **Date:** 4/29/2026

Recommended by Engineer	Approved by Owner
By: <u></u>	By: _____
Title: <u>Project Manager</u>	Title: <u>Mayor</u>
Date: <u>4/29/2026</u>	Date: _____
Approved by Funding Agency	
By: <u>N/A</u>	By: <u>N/A</u>
Title: _____	Title: _____
Date: _____	Date: _____

Progress Estimate - Lump Sum Work

Contractor's Application for Payment

Owner:	City of David City	Owner's Project No.:	
Engineer:	JEO Consulting Group, Inc.	Engineer's Project No.:	251034.00
Contractor:	BRB Contractors, Inc.	Contractor's Project No.:	NE3DAV
Project:	David City Wastewater Treatment Facility Improvements		
Contract:	David City Wastewater Treatment Facility Improvements		

Application No.:	26	Application Period:	From 03/24/26 to 04/22/26	Application Date:	04/22/26
-------------------------	----	----------------------------	---------------------------	--------------------------	----------

A	B	C	D		E	F	G	H	I
Item No.	Description	Scheduled Value (\$)	Work Completed (D + E) From Previous Application (\$)		This Period (\$)	Currently Stored (not in D or E) (\$)	Work Completed and Materials Stored to Date (D + E + F) (\$)	% of Scheduled Value (G / C) (%)	Balance to Finish (C - G) (\$)
Original Contract									
	GENERAL SITEWORK						-		-
1	Mobilize	\$ 750,000.00	750,000.00				750,000.00	100%	-
2	Bonds and Insurance	\$ 180,000.00	180,000.00				180,000.00	100%	-
3	SWPP Items	\$ 25,000.00	23,500.00				23,500.00	94%	1,500.00
4	Site Clearing	\$ 30,000.00	30,000.00				30,000.00	100%	-
5	12" & 16" Forcemain Piping	\$ 300,000.00	300,000.00				300,000.00	100%	-
6	Other Piping/Valves	\$ 1,395,000.00	1,218,000.00	10,000.00		103,568.54	1,331,568.54	95%	63,431.46
7	Precast Manholes	\$ 65,000.00	60,000.00				60,000.00	92%	5,000.00
8	Instrumentation & Control	\$ 50,000.00	25,000.00			15,096.14	40,096.14	80%	9,903.86
9	Electrical/Generator Work	\$ 125,000.00	125,000.00				125,000.00	100%	-
	HEADWORKS BUILDING		-				-		-
10	Excavation & Backfill	\$ 150,000.00	140,000.00				140,000.00	93%	10,000.00
11	Concrete Base Structure	\$ 500,000.00	500,000.00				500,000.00	100%	-
12	Concrete Walls Structure	\$ 1,207,000.00	1,207,000.00				1,207,000.00	100%	-
13	Concrete Floor/Deck Structure	\$ 350,000.00	350,000.00				350,000.00	100%	-
14	Misc. Metals Furnish/Install	\$ 50,000.00	50,000.00				50,000.00	100%	-
15	Masonry Above Structure	\$ 225,000.00	225,000.00				225,000.00	100%	-
16	Doors & Windows Furnish/Install	\$ 65,000.00	65,000.00				65,000.00	100%	-
17	Roof Trusses Furnish/Install	\$ 45,000.00	45,000.00				45,000.00	100%	-
18	Standing Seam Roof & Specialties	\$ 100,000.00	100,000.00				100,000.00	100%	-
19	Slide Gates Furnish/Install	\$ 100,000.00	100,000.00				100,000.00	100%	-
20	Bar Screen Furnish/Install	\$ 200,000.00	200,000.00				200,000.00	100%	-
21	Grit Equipment, Valves, Flumes Furnish/Install	\$ 1,300,000.00	1,280,000.00				1,280,000.00	98%	20,000.00
22	Parshall Flume	\$ 10,000.00	10,000.00				10,000.00	100%	-
23	Indoor Sampler	\$ 20,000.00	20,000.00				20,000.00	100%	-
24	Painting Structure	\$ 40,000.00	40,000.00				40,000.00	100%	-
25	Instrumentation & Control Work	\$ 950,000.00	803,253.00	30,000.00		76,175.90	909,428.90	96%	40,571.10
26	Mechanical Work (both buildings)	\$ 270,000.00	225,000.00	10,000.00			235,000.00	87%	35,000.00
27	Electrical Work	\$ 700,000.00	664,500.00	25,000.00		2,200.28	691,700.28	99%	8,299.72
	AGP FLUME NO. 20		-				-		-
28	Excavation & Backfill	\$ 15,000.00	13,000.00	2,000.00			15,000.00	100%	-
29	Concrete Base	\$ 20,000.00	20,000.00				20,000.00	100%	-
30	Concrete Walls	\$ 42,000.00	42,000.00				42,000.00	100%	-
31	Misc. Metals Furnish/Install	\$ 10,000.00	8,500.00	1,500.00			10,000.00	100%	-
32	Equipment Flume Install	\$ 15,000.00	15,000.00				15,000.00	100%	-
	INFLUENT PUMP STATION		-				-		-
33	Excavation & Backfill	\$ 160,000.00	155,000.00				155,000.00	97%	5,000.00

Progress Estimate - Lump Sum Work

Contractor's Application for Payment

Owner:	City of David City	Owner's Project No.:	
Engineer:	JEO Consulting Group, Inc.	Engineer's Project No.:	251034.00
Contractor:	BRB Contractors, Inc.	Contractor's Project No.:	NE3DAV
Project:	David City Wastewater Treatment Facility Improvements		
Contract:	David City Wastewater Treatment Facility Improvements		

Application No.: 26 **Application Period:** From 03/24/26 to 04/22/26 **Application Date:** 04/22/26

A	B	C	D		E	F	G	H	I
Item No.	Description	Scheduled Value (\$)	Work Completed		Currently Stored (not in D or E) (\$)	Work Completed and Materials Stored to Date (D + E + F) (\$)	% of Scheduled Value (G / C) (%)	Balance to Finish (C - G) (\$)	
			(D + E) From Previous Application (\$)	This Period (\$)					
34	Concrete Base	\$ 50,000.00	50,000.00			50,000.00	100%	-	
35	Concrete Walls	\$ 327,000.00	327,000.00			327,000.00	100%	-	
36	Concrete Roof	\$ 100,000.00	100,000.00			100,000.00	100%	-	
37	Misc. Metals Finish/Install	\$ 50,000.00	50,000.00			50,000.00	100%	-	
38	Furnish & Install Pumps	\$ 525,000.00	498,750.00	15,000.00		513,750.00	98%	11,250.00	
39	Furnish & Install Jib Crane & Foundation	\$ 50,000.00	35,000.00	15,000.00		50,000.00	100%	-	
40	Painting Work	\$ 35,000.00	35,000.00			35,000.00	100%	-	
41	Electrical Work	\$ 50,000.00	48,000.00	1,000.00		49,000.00	98%	1,000.00	
	NEW SBR STRUCTURE		-			-			
42	Excavation & Backfill	\$ 350,000.00	350,000.00			350,000.00	100%	-	
43	SBR Concrete Base Sections	\$ 520,000.00	520,000.00			520,000.00	100%	-	
44	SBR Concrete Wall Sections	\$ 1,261,000.00	1,261,000.00			1,261,000.00	100%	-	
45	SBR Basin Equipment Aeration	\$ 1,000,000.00	1,000,000.00			1,000,000.00	100%	-	
46	SBR Basin Equipment Pumps	\$ 50,000.00	50,000.00			50,000.00	100%	-	
47	Misc. Metals Furnish/Install	\$ 40,000.00	37,000.00	3,000.00		40,000.00	100%	-	
48	Painting Work	\$ 15,000.00	15,000.00			15,000.00	100%	-	
49	Electrical Work	\$ 50,000.00	50,000.00			50,000.00	100%	-	
	BLOWER BUILDING MODIFICATIONS		-			-			
50	Concrete Floor/Wall Demolition	\$ 15,000.00	15,000.00			15,000.00	100%	-	
51	Excavation & Backfill	\$ 15,000.00	15,000.00			15,000.00	100%	-	
52	New Concrete Floor and Blower Bases	\$ 35,000.00	32,000.00			32,000.00	91%	3,000.00	
53	New Masonry Wall/Misc. Infill	\$ 7,500.00	7,500.00			7,500.00	100%	-	
54	Furnish & Install Doors	\$ 7,500.00	7,500.00			7,500.00	100%	-	
55	Furnish & Install New/Existing SBR Blowers	\$ 400,000.00	400,000.00			400,000.00	100%	-	
56	Painting Work	\$ 20,000.00	20,000.00			20,000.00	100%	-	
57	Instrumentation & Control Work	\$ 150,000.00	146,000.00			146,000.00	97%	4,000.00	
58	Electrical Work	\$ 100,000.00	99,000.00			99,000.00	99%	1,000.00	
	EXISTING SBR BASIN MODIFICATIONS		-			-			
59	Remove Existing Equipment & Piping	\$ 50,000.00	30,000.00	20,000.00		50,000.00	100%	-	
60	Existing SBR Basin Equipment Aeration	\$ 1,000,000.00	5,000.00	660,000.00	282,316.62	947,316.62	95%	52,683.38	
61	Existing SBR Basin Equipment Pumps	\$ 50,000.00	-		29,535.50	29,535.50	59%	20,464.50	
62	Misc. Metals Furnish/Install	\$ 40,000.00	-		31,650.00	31,650.00	79%	8,350.00	
63	Construct New SBR Splitter Box	\$ 174,000.00	174,000.00			174,000.00	100%	-	
64	Painting Work	\$ 20,000.00	-	10,000.00		10,000.00	50%	10,000.00	
65	Electrical Work	\$ 50,000.00	10,000.00	25,000.00		35,000.00	70%	15,000.00	
	STORAGE BUILDING		-			-			
66	Excavation & Backfill	\$ 35,000.00	35,000.00			35,000.00	100%	-	
67	Building Drainage Piping & Oil Separator	\$ 40,000.00	40,000.00			40,000.00	100%	-	

Progress Estimate - Lump Sum Work

Contractor's Application for Payment

Owner:	City of David City	Owner's Project No.:	
Engineer:	JEO Consulting Group, Inc.	Engineer's Project No.:	251034.00
Contractor:	BRB Contractors, Inc.	Contractor's Project No.:	NE3DAV
Project:	David City Wastewater Treatment Facility Improvements		
Contract:	David City Wastewater Treatment Facility Improvements		

Application No.: 26 **Application Period:** From 03/24/26 to 04/22/26 **Application Date:** 04/22/26

A	B	C	D + E		F	G	H	I
Item No.	Description	Scheduled Value (\$)	Work Completed		Currently Stored (not in D or E) (\$)	Work Completed and Materials Stored to Date (D + E + F) (\$)	% of Scheduled Value (G / C) (%)	Balance to Finish (C - G) (\$)
			(D + E) From Previous Application (\$)	This Period (\$)				
68	Concrete Foundations	\$ 40,000.00	40,000.00			40,000.00	100%	-
69	Concrete Floor	\$ 56,000.00	56,000.00			56,000.00	100%	-
70	New Building Walls and Roof	\$ 270,000.00	257,259.00	2,000.00		259,259.00	96%	10,741.00
71	Doors & Windows	\$ 40,000.00	40,000.00			40,000.00	100%	-
72	Painting Work	\$ 30,000.00	-			-	0%	30,000.00
73	Electrical Work	\$ 75,000.00	22,000.00		10,000.00	32,000.00	43%	43,000.00
	DEMO EXISTING HEADWORKS BUILDING		-			-		-
74	Demolition of Existing Building Complete	\$ 30,000.00	-			-	0%	30,000.00
	CLOSEOUT		-			-		-
75	Site Grading	\$ 25,000.00	-			-	0%	25,000.00
76	SBR/Storage Building Sidewalks	\$ 25,000.00	-			-	0%	25,000.00
77	Concrete Paving	\$ 20,000.00	-			-	0%	20,000.00
78	Seeding & Mulch	\$ 15,000.00	-			-	0%	15,000.00
79	Crushed Rock Surfacing Roads	\$ 80,000.00	-			-	0%	80,000.00
80	Fence & Gate System	\$ 30,000.00	-			-	0%	30,000.00
Original Contract Totals		\$ 16,882,000.00	\$ 14,867,762.00	\$ 829,500.00	\$ 550,542.98	\$ 16,247,804.98	96%	\$ 634,195.02

Stored Materials Summary

Contractor's Application for Payment

Owner:	City of David City	Owner's Project No.:	
Engineer:	JEO Consulting Group, Inc.	Engineer's Project No.:	251034.00
Contractor:	BRB Contractors, Inc.	Contractor's Project No.:	NE3DAV
Project:	David City Wastewater Treatment Facility Improvements		
Contract:	David City Wastewater Treatment Facility Improvements		

Application No.:		26		Application Period:		From 03/24/26 to 04/22/26		Application Date:		04/22/26			
A	B	C	D	E	F	G		H	I	J	K	L	M
Item No. (Lump Sum Tab or Bid Item No. (Unit Price Tab))	Supplier Invoice No.	Submittal No. (with Specification Section No.)	Description of Materials or Equipment Stored	Storage Location	Application No. When Materials Placed in Storage	Materials Stored		Incorporated in Work				Materials Remaining in Storage (I - L) (\$)	
						Previous Amount Stored (\$)	Amount Stored this Period (\$)	Amount Stored to Date (G + H) (\$)	Amount Previously Incorporated in the Work (\$)	Amount Incorporated in the Work this Period (\$)	Total Amount Incorporated in the Work (J + K) (\$)		
	105795-1		Aqua Aerobics Down Payment			261,353.50		261,353.50	261,353.50			261,353.50	-
	50026177578		Rebar			19,091.30		19,091.30	19,091.30			19,091.30	-
	50026159555		Rebar			28,359.32		28,359.32	28,359.32			28,359.32	-
	50026147392		Rebar			26,753.09		26,753.09	26,753.09			26,753.09	-
	50026147072		Rebar			29,743.20		29,743.20	29,743.20			29,743.20	-
	50026147071		Rebar			29,743.20		29,743.20	29,743.20			29,743.20	-
	50026114832		Rebar			29,743.20		29,743.20	29,743.20			29,743.20	-
	50026127187		Rebar			22,299.72		22,299.72	22,299.72			22,299.72	-
	50026303876		Rebar			30,145.37		30,145.37	30,145.37			30,145.37	-
	0755219-1		Polywrap			1,964.40		1,964.40	1,964.40			1,964.40	-
	755226		Polywrap			420.00		420.00	420.00			420.00	-
	755219		Polywrap			3,170.72		3,170.72	3,170.72			3,170.72	-
	27693		HME Shop Drawings			6,675.00		6,675.00	6,675.00			6,675.00	-
	50026415841		Rebar			17,736.06		17,736.06	17,736.06			17,736.06	-
	50026367581		Rebar			26,960.24		26,960.24	26,960.24			26,960.24	-
	50026337203		Rebar			26,014.37		26,014.37	26,014.37			26,014.37	-
	50026192138		Rebar			18,469.82		18,469.82	18,469.82			18,469.82	-
	94020		SBR Wall Valves			76,643.95		76,643.95	76,643.95			76,643.95	-
	755902		Ductile Iron Pipe			18,451.18		18,451.18	18,451.18			18,451.18	-
	755171		Project Manager			15,132.60		15,132.60	15,132.60			15,132.60	-
	50026489471		Rebar			650.00		650.00	650.00			650.00	-
	50026599911		Rebar			5,675.00		5,675.00	5,675.00			5,675.00	-
	50026604462		Rebar			2,179.06		2,179.06	2,179.06			2,179.06	-
			Concrete Expansion Joints			5,892.80		5,892.80	5,892.80			5,892.80	-
	105795-2		Aqua Aerobics - Second Payment			522,707.00		522,707.00	522,707.00			522,707.00	-
	0756281-2		Ductile Iron Pipe and Accessories			1,975.74		1,975.74	1,975.74			1,975.74	-
	0756281-1		Ductile Iron Pipe and Accessories			10,440.99		10,440.99	10,440.99			10,440.99	-
	757833		24" PVC Pipe			83,203.12		83,203.12	-			-	83,203.12
	0755902-1		Ductile Iron Pipe and Accessories			21,275.08		21,275.08	21,275.08			21,275.08	-
	757699		Ductile Iron Pipe and Accessories			622.71		622.71	622.71			622.71	-
	755893		Ductile Iron Pipe and Accessories			22,446.17		22,446.17	22,446.17			22,446.17	-
	756281		Ductile Iron Pipe and Accessories			5,056.44		5,056.44	5,056.44			5,056.44	-
	94511		Butterfly Valves and Accessories			128,612.31		128,612.31	128,612.31			128,612.31	-
	94275		Air Release Valves			7,803.31		7,803.31	-			-	7,803.31
	27920		HME Shop Drawings			20,025.00		20,025.00	20,025.00			20,025.00	-
	0174120-IN		Hatches and Crane Equipment			30,750.00		30,750.00	21,605.00	9,145.00		30,750.00	-
	0756281-3		Ductile Iron Pipe and Accessories			3,181.29		3,181.29	3,181.29			3,181.29	-
	2022-113		Electrical Stored Materials			36,633.43		36,633.43	36,633.43			36,633.43	-
	759894		Ductile Iron Forcemain Pipe			184,557.08		184,557.08	184,557.08			184,557.08	-
	94711		Valves			116,428.37		116,428.37	116,428.37			116,428.37	-
	0755902-2		Ductile Iron Pipe			23,676.17		23,676.17	23,676.17			23,676.17	-
	50027906312		Rebar			27,202.03		27,202.03	27,202.03			27,202.03	-
	50027701696		Rebar			2,573.98		2,573.98	2,573.98			2,573.98	-
	50027633543		Rebar			14,510.75		14,510.75	14,510.75			14,510.75	-
	50027614897		Rebar			20,282.00		20,282.00	20,282.00			20,282.00	-
	95073		Gates/Valves/Flumes			10,622.32		10,622.32	10,622.32			10,622.32	-
	94913		Gates/Valves/Flumes			135,104.83		135,104.83	135,104.83			135,104.83	-
	0759894-2		Ductile Iron Pipe			89,965.26		89,965.26	89,965.26			89,965.26	-
	0759894-1		Ductile Iron Pipe			48,516.80		48,516.80	48,516.80			48,516.80	-
	760997		Ductile Iron Pipe			30,341.68		30,341.68	30,341.68			30,341.68	-

Stored Materials Summary

Contractor's Application for Payment

Owner:	City of David City	Owner's Project No.:	
Engineer:	JEO Consulting Group, Inc.	Engineer's Project No.:	251034.00
Contractor:	BRB Contractors, Inc.	Contractor's Project No.:	NE3DAV
Project:	David City Wastewater Treatment Facility Improvements		
Contract:	David City Wastewater Treatment Facility Improvements		

Application No.:		26		Application Period:		From 03/24/26 to 04/22/26		Application Date:		04/22/26		
A Item No. (Lump Sum Tab or Bid Item No. (Unit Price Tab)	B Supplier Invoice No.	C Submittal No. (with Specification Section No.)	D Description of Materials or Equipment Stored	E Storage Location	F Application No. When Materials Placed in Storage	G Materials Stored			H Incorporated in Work			M Materials Remaining in Storage (I - L) (\$)
						I Previous Amount Stored (\$)	J Amount Stored this Period (\$)	K Amount Stored to Date (G + H) (\$)	L Amount Previously Incorporated in the Work (\$)	M Amount Incorporated in the Work this Period (\$)	N Total Amount Incorporated in the Work (J + K) (\$)	
	0757692-1		Ductile Iron Pipe			6,545.67		6,545.67	6,545.67		6,545.67	-
	757692		Ductile Iron Pipe			34,436.37		34,436.37	34,436.37		34,436.37	-
	8635424-01		Electrical Stored Materials			1,893.10		1,893.10	1,893.10		1,893.10	-
	8653766-00		Electrical Stored Materials			1,344.01		1,344.01	1,344.01		1,344.01	-
	8635424-00		Electrical Stored Materials			1,029.30		1,029.30	1,029.30		1,029.30	-
	8651280-00		Electrical Stored Materials			249.97		249.97	249.97		249.97	-
	8602508-01		Electrical Stored Materials			5,846.58		5,846.58	5,846.58		5,846.58	-
	8602508-02		Electrical Stored Materials			18,107.44		18,107.44	18,107.44		18,107.44	-
	8634948-00		Electrical Stored Materials			10.92		10.92	10.92		10.92	-
	2022-119		Electrical Stored Materials			5,915.24		5,915.24	5,915.24		5,915.24	-
	95314		Valves			35,962.26		35,962.26	35,962.26		35,962.26	-
	95296		Valves			5,507.18		5,507.18	5,507.18		5,507.18	-
	95194		Valves			64,227.99		64,227.99	64,227.99		64,227.99	-
	0760997-1		Embedded Wall Pipe			10,490.00		10,490.00	10,490.00		10,490.00	-
	761001		Embedded Wall Pipe			10,763.56		10,763.56	10,763.56		10,763.56	-
	759887		Ductile Iron Fittings			14,654.75		14,654.75	14,654.75		14,654.75	-
	0760997-2		Ductile Iron Pipe			18,733.52		18,733.52	18,733.52		18,733.52	-
	50028222134		Headworks Area Rebar			17,661.05		17,661.05	17,661.05		17,661.05	-
	50028559050		Generator Pad Rebar			5,316.85		5,316.85	5,316.85		5,316.85	-
	95460		Valves			9,113.55		9,113.55	9,113.55		9,113.55	-
	765559		Ductile Iron Pipe			11,022.47		11,022.47	11,022.47		11,022.47	-
	765117		Ductile Iron Pipe			95,948.26		95,948.26	95,948.26		95,948.26	-
	764836		Ductile Iron Pipe			22,291.21		22,291.21	22,291.21		22,291.21	-
	764427		Ductile Iron Pipe			2,800.00		2,800.00	2,800.00		2,800.00	-
	0764836-1		Ductile Iron Pipe			9,449.42		9,449.42	9,449.42		9,449.42	-
	764846		Ductile Iron Pipe			21,007.67		21,007.67	21,007.67		21,007.67	-
	0765117-2		Ductile Iron Pipe			21,792.38		21,792.38	21,792.38		21,792.38	-
	8653766-01		Electrical Stored Materials			6,180.00		6,180.00	6,180.00		6,180.00	-
	8635424-02		Electrical Stored Materials			9,419.62		9,419.62	9,419.62		9,419.62	-
	8635424-03		Electrical Stored Materials			5,327.55		5,327.55	5,327.55		5,327.55	-
	8658232-00		Electrical Stored Materials			20,413.00		20,413.00	20,413.00		20,413.00	-
	8635424-04		Electrical Stored Materials			4,119.52		4,119.52	4,119.52		4,119.52	-
	8666003-00		Electrical Stored Materials			8,910.00		8,910.00	8,910.00		8,910.00	-
	8602508-03		Electrical Stored Materials			5,317.25		5,317.25	5,317.25		5,317.25	-
	8658232-02		Electrical Stored Materials			31,315.00		31,315.00	31,315.00		31,315.00	-
	8658232-01		Electrical Stored Materials			32,956.00		32,956.00	32,956.00		32,956.00	-
	NECOL256197		Electrical Stored Materials			301.18		301.18	301.18		301.18	-
	79795		Electrical Stored Materials			270.00		270.00	270.00		270.00	-
	12251		HOA Progress Billing			227,884.60		227,884.60	227,884.60		227,884.60	-
	27665		Submersible Pumps			432,500.00		432,500.00	432,500.00		432,500.00	-
	0174897-IN		Hoist			19,110.00		19,110.00	19,110.00		19,110.00	-
	0765117-6		Pipe and Fittings			9,402.29		9,402.29	9,402.29		9,402.29	-
	0765117-5		Pipe and Fittings			39,726.61		39,726.61	39,726.61		39,726.61	-
	0765117-4		Pipe and Fittings			6,442.13		6,442.13	6,442.13		6,442.13	-
	0760997-3		Pipe and Fittings			26,816.12		26,816.12	26,816.12		26,816.12	-
	0765117-3		Pipe and Fittings			578.28		578.28	578.28		578.28	-
	766259		Pipe and Fittings			21,663.44		21,663.44	21,663.44		21,663.44	-
	764818		Pipe and Fittings			25,146.59		25,146.59	25,146.59		25,146.59	-
	95755		Valves			33,531.00		33,531.00	33,531.00		33,531.00	-

Stored Materials Summary

Contractor's Application for Payment

Owner:	City of David City	Owner's Project No.:	
Engineer:	JEO Consulting Group, Inc.	Engineer's Project No.:	251034.00
Contractor:	BRB Contractors, Inc.	Contractor's Project No.:	NE3DAV
Project:	David City Wastewater Treatment Facility Improvements		
Contract:	David City Wastewater Treatment Facility Improvements		

Application No.:		26		Application Period: From			03/24/26		to		04/22/26		Application Date:		04/22/26	
Item No. (Lump Sum Tab or Bid Item No. (Unit Price Tab)	Supplier Invoice No.	Submittal No. (with Specification Section No.)	Description of Materials or Equipment Stored	Storage Location	Application No. When Materials Placed in Storage	Materials Stored			Incorporated in Work			Materials Remaining in Storage (I - L) (\$)				
						Previous Amount Stored (\$)	Amount Stored this Period (\$)	Amount Stored to Date (G + H) (\$)	Amount Previously Incorporated in the Work (\$)	Amount Incorporated in the Work this Period (\$)	Total Amount Incorporated in the Work (J + K) (\$)					
	8635424-05		Electrical Stored Materials			386.20		386.20	386.20		386.20		-			
	8658653-00		Electrical Stored Materials			1,335.00		1,335.00	1,335.00		1,335.00		-			
	8602508-04		Electrical Stored Materials			373.10		373.10	373.10		373.10		-			
	8694471-00		Electrical Stored Materials			266.93		266.93	266.93		266.93		-			
	8602508-05		Electrical Stored Materials			2,328.26		2,328.26	2,328.26		2,328.26		-			
	8635424-06		Electrical Stored Materials			12,514.95		12,514.95	12,514.95		12,514.95		-			
	8792		Grit Pump			23,395.00		23,395.00	23,395.00		23,395.00		-			
	29452		Handrail			12,300.00		12,300.00	12,300.00		12,300.00		-			
	568		HVAC: Air Conditioners			16,920.00		16,920.00	16,920.00		16,920.00		-			
	0765117-7		Pipe and Fittings			2,528.22		2,528.22	2,528.22		2,528.22		-			
	766417		Piping System/Ball Valves			3,112.76		3,112.76	3,112.76		3,112.76		-			
	770080		Pipe and Fittings			4,184.11		4,184.11	4,184.11		4,184.11		-			
	765579		Pipe and Fittings			33,920.76		33,920.76	33,920.76		33,920.76		-			
	0057750-IN		Sand/Oil Trap			10,900.00		10,900.00	10,900.00		10,900.00		-			
	29678		Ladders			8,250.00		8,250.00	8,250.00		8,250.00		-			
	769915		Pipe and Fittings			17,343.56		17,343.56	17,343.56		17,343.56		-			
	1045880		Aqua Aerobics SBR Equipment			254,849.56		254,849.56	250,000.00		250,000.00		4,849.56			
	1046052		Aqua Aerobics SBR Equipment			703,753.84		703,753.84	-	600,000.00	600,000.00		103,753.84			
	24105-18870		Bar Screen			127,871.00		127,871.00	127,871.00		127,871.00		-			
	92726-00		Generator			82,368.00		82,368.00	82,368.00		82,368.00		-			
	8653766-02		Electrical Stored Materials			12,200.28		12,200.28	-		-		12,200.28			
	1046371		Aqua Aerobics SBR Equipment			56,029.84		56,029.84	-		-		56,029.84			
	448099		Precast Manholes			6,829.90		6,829.90	6,829.90		6,829.90		-			
	448100		Precast Manholes			6,367.98		6,367.98	6,367.98		6,367.98		-			
	1046768		Aqua Aerobic Equipment			456,848.92		456,848.92	208,871.77		208,871.77		247,977.15			
	1046711		Aqua Aerobic Equipment			4,266.73		4,266.73	-		-		4,266.73			
	769540		Pipe and Fittings			10,912.32		10,912.32	7,718.29		7,718.29		3,194.03			
	777143		Pipe and Fittings			9,368.08		9,368.08	-		-		9,368.08			
	50030735331		Blower Room Rebar			4,203.29		4,203.29	4,203.29		4,203.29		-			
	50113091		Doors and Frames			30,000.00		30,000.00	30,000.00		30,000.00		-			
	1047062		Aqua Aerobic Equipment			75,103.16		75,103.16	75,103.16		75,103.16		-			
	12687		Instrumentation Equipment			55,490.40		55,490.40	55,490.40		55,490.40		-			
	97508		Slide Gates			277,359.52		277,359.52	277,359.52		277,359.52		-			
	777559		Ductile Iron Pipe and Fittings (SBR)			33,415.07		33,415.07	33,415.07		33,415.07		-			
	777526		Ductile Iron Pipe and Fittings (Blower)			7,835.01		7,835.01	7,835.01		7,835.01		-			
	0777559-1		Ductile Iron Pipe and Fittings (SBR)			17,352.34		17,352.34	17,352.34		17,352.34		-			
	30706		Misc Steel			81,605.00		81,605.00	63,707.96		63,707.96		17,897.04			
	12743		Motor Control Centers and Drives			438,253.00		438,253.00	438,253.00		438,253.00		-			
	97802		Slide Gate Actuator			22,576.82		22,576.82	22,576.82		22,576.82		-			
	97966		Grit Removal System			227,316.00		227,316.00	227,316.00		227,316.00		-			
6	781379		Ductile Iron Pipe and Fittings			6,995.20		6,995.20	6,995.20		6,995.20		-			
6	0779486-1		Ductile Iron Pipe and Fittings			5,131.29		5,131.29	5,131.29		5,131.29		-			
6	0799486-2		Ductile Iron Pipe and Fittings			93,081.78		93,081.78	93,081.78		93,081.78		-			
6	0777559-2		Ductile Iron Pipe and Fittings			11,821.88		11,821.88	11,821.88		11,821.88		-			
6	780229		14" SBR Pipe			4,492.31		4,492.31	4,492.31		4,492.31		-			
	IN108191		Doors and Frames			16,637.14		16,637.14	16,637.14		16,637.14		-			
	133739		Headworks Trusses (Partial)			4,925.00		4,925.00	4,925.00		4,925.00		-			
	781551		Ductile Iron Pipe and Fittings			12,310.45		12,310.45	12,310.45		12,310.45		-			
	0785422-1		Ductile Iron Fittings (Blower)			9,229.73		9,229.73	9,229.73		9,229.73		-			
CO 7	0793899-2		Ductile Iron Fittings (SBRs)			30,196.48		30,196.48	16,000.00		16,000.00		14,196.48			

Stored Materials Summary

Contractor's Application for Payment

Owner:	City of David City	Owner's Project No.:	
Engineer:	JEO Consulting Group, Inc.	Engineer's Project No.:	251034.00
Contractor:	BRB Contractors, Inc.	Contractor's Project No.:	NE3DAV
Project:	David City Wastewater Treatment Facility Improvements		
Contract:	David City Wastewater Treatment Facility Improvements		

Application No.:		26		Application Period: From		03/24/26		to		04/22/26		Application Date:		04/22/26					
A	B	C	D	E	F	G		H	I	J	K		L	M					
Item No. (Lump Sum Tab or Bid Item No. (Unit Price Tab)	Supplier Invoice No.	Submittal No. (with Specification Section No.)	Description of Materials or Equipment Stored	Storage Location	Application No. When Materials Placed in Storage	Materials Stored			Incorporated in Work			Total Amount Incorporated in the Work (J + K) (\$)	Materials Remaining in Storage (I - L) (\$)						
						Previous Amount Stored (\$)	Amount Stored this Period (\$)	Amount Stored to Date (G + H) (\$)	Amount Previously Incorporated in the Work (\$)	Amount Incorporated in the Work this Period (\$)									
Totals						\$	7,068,288.03	\$	-	\$	7,068,288.03	\$	5,894,403.57	\$	609,145.00	\$	6,503,548.57	\$	564,739.46

CHANGE ORDER NO.: 9

Owner: **City of David City** Owner's Project No.:
 Engineer: **JEO Consulting Group, Inc.** Engineer's Project No.: **251034.00**
 Contractor: **BRB Contractors, Inc.** Contractor's Project No.: **NE3DAV**
 Project: **Wastewater Treatment Facility Improvements**
 Contract Name:
 Date Issued: **5/13/2026** Effective Date of Change Order: **5/13/2026**

The Contract is modified as follows upon execution of this Change Order:



Description:

This Change Order will incorporate the modifications outlined in Work Change Directive No. 1, No. 15, No. 20, No. 21, No. 22, No. 23, No. 26, No. 27, No. 29 and No. 30. These WCD's include a change in contract price to add tracer wire to the 12" and 16" force mains, eliminate the requirement for epoxy on pavement rebar, add fittings to allow for placement of influent lines to SBR basins No. 1 and No. 2, eliminate installation of one yard hydrant near the headworks building, and various electrical modifications required for startup and electrical to the effluent sampler. Additionally, the change in contract price was provided to make modifications to the lift station programming, removal of handrails along the SBR east wall, modifications to the lighting in the blower room, and replacement of the existing dampers in the blower building. This Change Order will also include removing construction of the stairs to the west of the new SBR basins from the scope of the project. Additional descriptions for the work included in this Change Order can be referenced in the attached WCD's.

Attachments:

- 1 **Combined WCD No. 1-Tracer Wire, No. 15-Rebar Epoxy Deduct, No. 20-INF Fittings, No. 21-Yard Hydrant Removal, and No. 22-Electrical Modifications**
- 2 **WCD No. 23 - Lift Station Programming Modifications and Flow Meter Deduct**
- 3 **WCD No. 26 - SBR Stair Deduct**
- 4 **WCD No. 27 - Blower Building Lighting Modifications**
- 5 **WCD No. 29 - SBR East Handrail Removal**
- 6 **WCD No. 30 - Blower Building Existing HVAC Replacement**

Change in Contract Price	Change in Contract Times
Original Contract Price: \$ <u>16,882,000.00</u>	Original Contract Times: Substantial Completion: <u>3/31/2026</u> Ready for final payment: <u>7/31/2026</u>
Net change from previously approved Change Orders No. 1 to No. 8: \$ <u>1,294,391.59</u>	Net change from previously approved Change Orders 1 to No. 8: Substantial Completion: <u>60 days</u> Ready for final payment: <u>60 days</u>
Contract Price prior to this Change Order: \$ <u>18,176,391.59</u>	Contract Times prior to this Change Order: Substantial Completion: <u>5/30/2026</u> Ready for final payment: <u>9/29/2026</u>
Net change for this Change Order: \$ <u>37,790.74</u>	Net change for this Change Order: Substantial Completion: <u>0 days</u> Ready for final payment: <u>0 days</u>
Contract Price incorporating this Change Order: \$ <u>18,214,182.33</u>	Contract Times with all approved Change Orders: Substantial Completion: <u>5/30/2026</u> Ready for final payment: <u>9/29/2026</u>

<p>Recommended by Engineer (if required)</p> <p>By: <u> Ethan Joy, P.E.</u> <small>B659CABF585D4C4...</small> Title: <u>Project Manager</u> Date: <u>5/8/2026</u></p>	<p>Authorized by Owner</p> <p>_____ Mayor</p>
<p>Accepted by Contractor</p> <p>By: <u> Josh King</u> <small>B8E5252D1728416...</small> Title: <u>Project Manager</u> Date: <u>5/8/2026</u></p>	<p>Approved by Funding Agency (if applicable)</p> <p>_____ N/A</p>

EJCDC® C 941, Change Order.

Change Order Estimate - Lump Sum Work		
JEO Project Name: Wastewater Treatment Facility Improvements		JEO Project Number: 251034.00
Owner: City of David City		Change Order Number: 9
Contractor: BRB Contractors, Inc.		Effective Date: May 13, 2026
Item		Change Order Information
Specification Section No.	Description	Scheduled Value
	Combined WCD No. 1-Tracer Wire, No. 15-Rebar Epoxy Deduct, No. 20-INF Fittings, No. 21-Yard Hydrant Removal, and No. 22-Electrical Modifications	\$8,550.86
	WCD No. 23 - Lift Station Programming and Flow Meter Deduct	\$11,684.51
	WCD No. 26 - SBR Stair Deduct	(\$6,000.00)
	WCD No. 27 - Blower Building Lighting	\$10,771.20
	WCD No. 29 - SBR East Handrail Removal	\$3,401.70
	WCD No. 30 - Blower Building Existing HVAC Replacement	\$9,382.47
		\$0.00
		\$0.00
		\$0.00
		\$0.00
		\$0.00
		\$0.00
		\$0.00
		\$0.00
		\$0.00
		\$0.00
Total:		\$37,790.74

4/8/2026



To JEO and the City of David City,

BRB Contractors was asked to provide a cost for modifications on the David City Wastewater Treatment Facility project as part of several changes of conditions. Modifications include:

- WCD #1: Adding tracer wire to the 12" and 16" piping
- WCD #15: (deduct) Modifications to the rebar, eliminating the need for epoxy coating
- WCD #20: Additional fittings at the existing SBR to avoid conflicts with existing lines
- WCD #21: (deduct) Removal of a yard hydrant at the headworks building from the scope
- WCD #22: Electrical modifications deduct plus a few small additions as requested on site

The cost of these modifications will be \$8,550.86. A scope from these work change directives detailing what needs to be done is provided (as sent by JEO). If you have any questions, feel free to reach out.

Thank You,
Josh Klug
Project Manager
BRB Contractors, Inc

Street Address:
**4646 NW Fielding Rd
Topeka, KS 66618**

Phone: 785-232-1245



Fax: 785-235-8045

Mailing Address:
**PO Box 750940
Topeka, KS 66675-0940**




David City WWTF - Tracer Wire Addition on Force Main

From Sarah Nguyen <snguyen@jeo.com>

Date Wed 6/18/2025 9:12 PM

To Josh Klug <JoshKlug@brbcontractors.com>; Don Taliaferro <dontaliaferro@brbcontractors.com>; Seth Johnson <sethjohnson@brbcontractors.com>

Cc Ethan Joy <ejoy@jeo.com>; Samantha Handrock <shandrock@jeo.com>

 1 attachment (137 KB)

Tracer Wire Specification.pdf;

Hello Josh, Don, and Seth,

We have completed our review and confirmed that V&K did not specify tracer wire on the force main piping. We would like to request tracer wire to be added to the piping, so the operators are able to locate the pipes in the future. I believe some of the force main piping has been installed already. We would like to ask that the tracer wire be installed on all the 12" and 16" piping.

I have attached our specification for the tracer wire that we would like to be installed with the force main piping. This specification is our standard for water mains, but this should be interpreted for the force main.

We understand this is an addition to the project. Please provide a proposal for a cost change for this work.

Thank you,

Sarah Nguyen | *Water & Wastewater Engineer EI*

m: [402.310.5108](tel:402.310.5108) | **o:** [402.435.3080](tel:402.435.3080) | **e:** snguyen@jeo.com

JEO Consulting Group | 2000 Q St Suite 500 | Lincoln, NE 68503



2.07 TRACER WIRE

A. General

1. Wire Size: Minimum size shall be 12 AWG or as shown in the Drawings or specified in Section 01 10 00 – Special Provisions.
2. Jacket color shall meet the APWA color code standard for identification of buried utilities, blue for potable water.

3. Jacket/ coating type shall be High Density Polyethylene (HDPE) or High Molecular Weight Polyethylene (HMWPE) rated for direct burial. Nylon is not allowed.
- B. Placement:
1. The tracer wire shall be placed in the same orientation as installed pipe.
 2. The tracer wire shall be placed as shown in the Drawings or specified in Section 01 10 00 – Special Provisions.
 3. When connecting to an existing main, begin tracer wire system at the connection to the existing main.
 - a. If test station is not installed adjacent to the connection to the existing main, install a five foot long by 1/2" diameter or larger copper clad or solid copper ground rod in the trench, next to the connection.
 - b. Connect tracer wire to ground rod with corrosion-resistant brass, stainless steel or copper alloy clamp. Steel rebar is not acceptable.
- C. Wire Type:
1. Open trench/direct bury: Wire type shall be Solid Copper or Solid Copper Clad Steel (CCS) or as shown in the Drawings or specified in Section 01 10 00 – Special Provisions.
 2. Pipe bursting and directional boring: Wire type shall be Solid Copper Clad Steel (CCS) or as shown in the Drawings or specified in Section 01 10 00 – Special Provisions.
 3. Stranded wire not required, but may be used at Contractor's option.
- D. Connectors (splice):
1. Shall be Copperhead SnakeBite connector, 3M DBR connector or approved equal and shall be rated for direct bury for the protection of wire from moisture and corrosion.
 2. Connector shall be sized appropriate to the number and size of wires connected.
- E. Terminal Access Boxes and Marker Posts.
1. General:
 - a. Access boxes and/or test stations shall be installed to bring the tracer wire to level for ease of testing.
 2. Flush Mount Terminal Access Box:
 - a. Tracer wire terminal access box shall be located directly in front of fire hydrant auxiliary valves and water main valve boxes, as shown in the Drawings or specified in Section 01 10 00 – Special Provisions.
 - b. Tracer wire shall be terminated at each end in a flush mount terminal access box.
 - c. Terminal access box shall have a cast iron lid that can be locked and opened with a standard pentagon head key wrench.
 - d. Riser base: 12" minimum depth, PVC or approved equivalent.
 - e. Terminal access box shall be installed in a concrete pad, set to finish grade, as shown in the Drawings or specified in Section 01 10 00 – Special Provisions.
 - f. Tracer wires shall be attached to integral stainless steel screws.

- g. Terminals shall be readily accessible once the lid is removed for use of a locator.
 - h. Extend tracer wire up inside the terminal access box, leaving minimum of 3 feet of tracer wire inside the terminal access box.
3. ~~Water line marker post with tracer wire test station:~~
- a. ~~Marker post and test station shall be located when shown in the Drawings or specified in Section 01 10 00 – Special Provisions.~~
 - b. ~~Six (6) foot minimum length.~~
 - c. ~~Shall be designed to bend and rebound when struck by a vehicle.~~
 - d. ~~Shall be triangular shape or approved equal.~~
 - e. ~~Color shall meet the APWA color code standard for identification of buried utilities, blue for potable water.~~
 - f. ~~Shall have decals stating “Warning, Buried Water” or similar.~~
 - g. ~~Shall have minimum of two corrosion resistant internal terminals, brass or stainless steel.~~
 - h. ~~Shall have removable top cap to access internal terminals.~~
 - i. ~~Installation of tracer wire in marker post and test station:~~
 - (1) ~~Bury the bottom 18 inches of the marker post and test station, with anchor barbs flared out.~~
 - (2) ~~Run the tracer wire up through the marker post and test station, leaving a minimum of 3 feet of tracer wire slack inside the marker post and test station.~~
 - (3) ~~Each tracer wire shall be attached to an internal corrosion resistant terminal.~~
 - (4) ~~Label the screws with a permanent marker to indicate the direction of the main and tracer wire from the marker post and test station. IE; “Tracer Line North”, “Tracer Line South”, Etc.~~



Work Change Directive

WORK CHANGE DIRECTIVE NO. | 15
DATE | 12/10/25
PROJECT | Wastewater Treatment Facility Improvements
JEO PROJECT NO. | 251034.00
LOCATION | David City, NE
OWNER | City of David City, NE
CONTRACTOR | BRB Contractors, Inc.

You are directed to proceed promptly with the following change(s):

Description Change to the scope of work to remove the requirement of an epoxy coat on the rebar in the approaches of the headworks and storage buildings.

Purpose of Change Directive Epoxy coated rebar is not necessary in this instance and the additional cost can be deducted from the project.

Attachment(s)

Sheet 02-C-13 - Headworks Building Approach
Sheet 02-C-16 - Storage Building Approach

If claim is made that the above changes have affected Contract Price or Contract Times, any claim for a Change Order based thereon will involve one or more of the following methods of determining the effect of the changes:

Method of Determining Change in Contract Price

- Unit Prices
- Lump Sum
- Other N/A

Method of Determining Change in Contract Times

- CONTRACTOR's Records
- ENGINEER's Records
- Other N/A

Estimated Increase (Decrease) in Contract Price
\$ TBD

Estimated Increase (Decrease) in Contract Times
0 Days

If the change involves an increase, the estimated amount is not to be exceeded without further authorization.

Recommended:

Authorized:

Accepted:

ENGINEER

OWNER

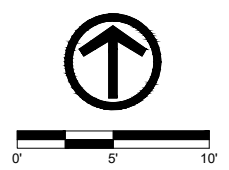
CONTRACTOR

Date

Date

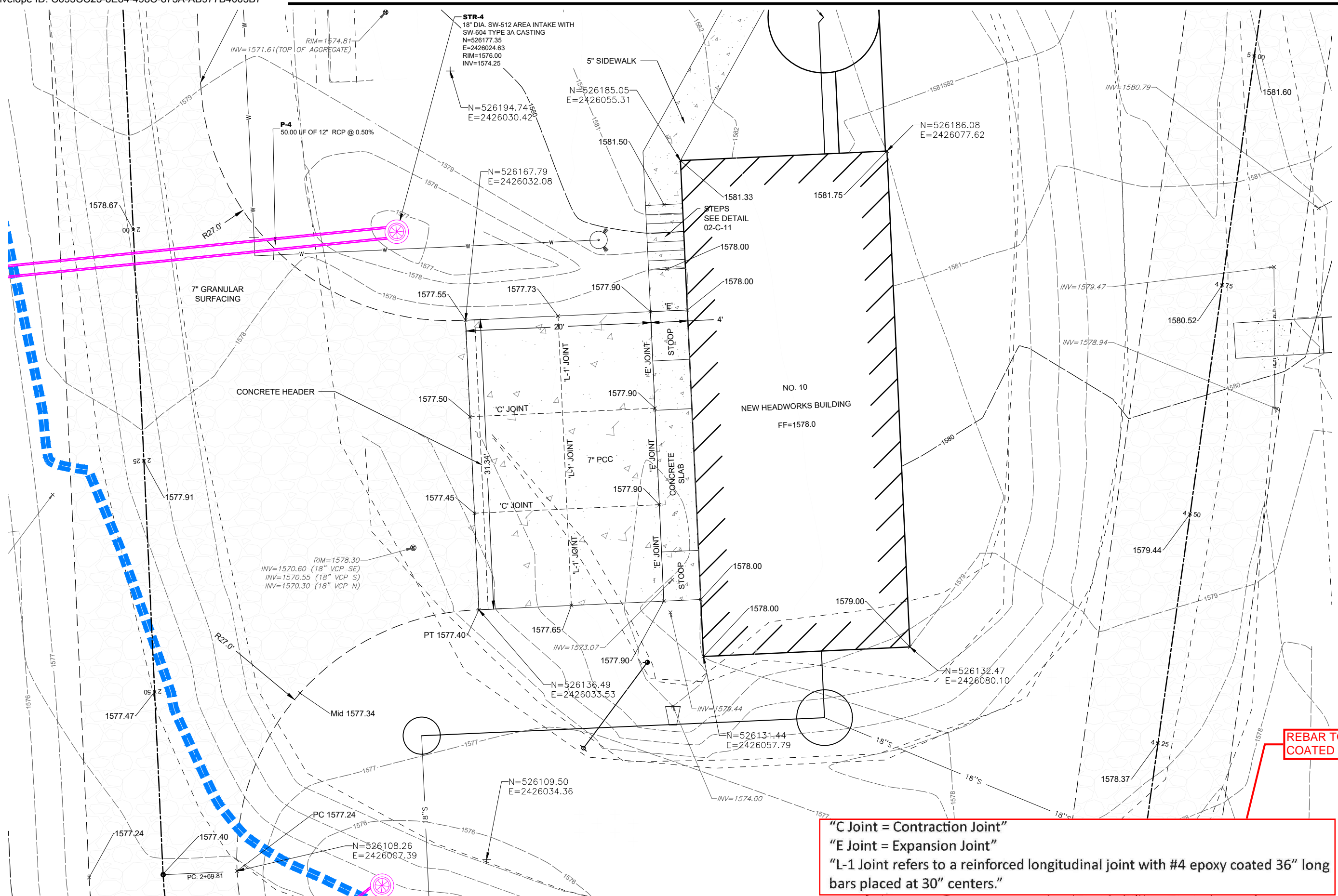
Date

cc: Project Manager, Resident Project Representative, Contractor, Owner



PLOTTED: Friday, November 3, 2023 1:45:00 PM

X-REFS: 6475 Topo & PROPOSED SITE & 6472-P-SANI
FILE PATH: \\V-K-FSW\DM\SHARE\0600\0647-DAVID_CITY_NE\0647-0005_WWTP_IMPROVEMENTS_DS\CADD\PRODDRAWINGS\02-C-BLDG_10



REBAR TO NOT BE EPOXY COATED PER WCD NO. XX

"C Joint = Contraction Joint"
 "E Joint = Expansion Joint"
 "L-1 Joint refers to a reinforced longitudinal joint with #4 epoxy coated 36" long bars placed at 30" centers."



DATE	REVISIONS

SCALE	AS NOTED
DRAWN	XXX
CHECKED	XXX
APPROVED	XXX
DATE	11/3/2023
ISSUED FOR	BIDDING



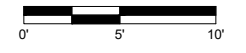

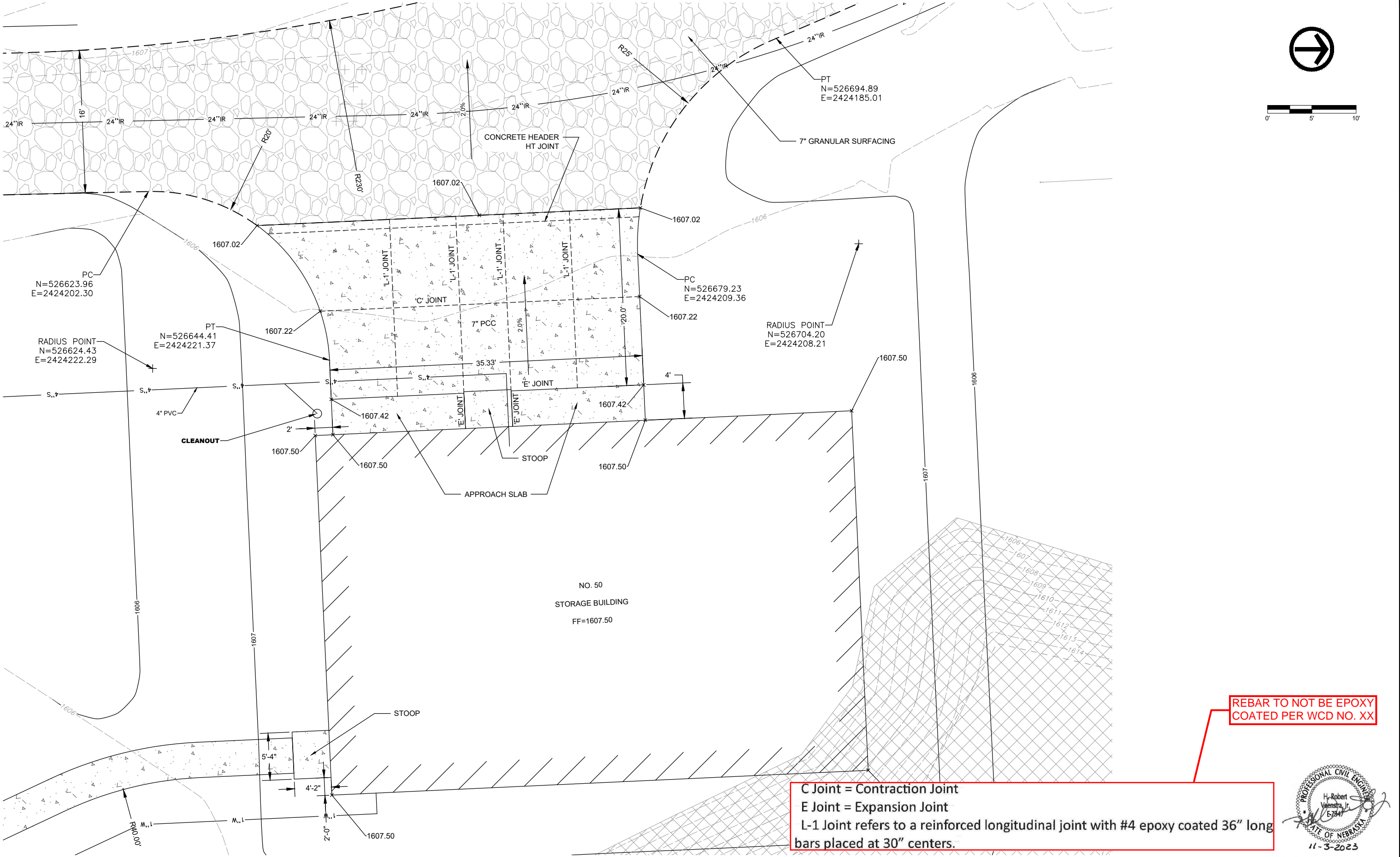
WASTEWATER TREATMENT PLANT IMPROVEMENTS
DAVID CITY, NEBRASKA
 3000 Westown Parkway • West Des Moines, Iowa 50266-1320
 515-225-8000 • 515-255-7848(FAX) • 800-241-8000(WATS)

NEW HEADWORKS BUILDING SITE GRADING PLAN

DWG. NO.
02-C-13
18 OF 139
PROJECT 6475

PLOTTED: Wednesday, November 29, 2023 3:45:25 PM

X-REFS: 6475 Topo & PROPOSED SITE & 6472-P-SANI
FILE PATH: \\V-K-FSW\DM\SHARE\0600\0647-DAVID_CITY_NE\0647-0005_WWTP_IMPROVEMENTS_DS\CADD_PRODDRAWINGS\02\02-C-BLDG 50



REBAR TO NOT BE EPOXY COATED PER WCD NO. XX

C Joint = Contraction Joint
E Joint = Expansion Joint
L-1 Joint refers to a reinforced longitudinal joint with #4 epoxy coated 36" long bars placed at 30" centers.



DATE	REVISIONS
11/29/23	PER ADDENDUM 2

SCALE	AS NOTED
DRAWN	BJL
CHECKED	JK
APPROVED	HRV
DATE	11/3/2023
ISSUED FOR	BIDDING



WASTEWATER TREATMENT PLANT IMPROVEMENTS
DAVID CITY, NEBRASKA

3000 Westown Parkway • West Des Moines, Iowa 50266-1320
515-225-8000 • 515-255-7848(FAX) • 800-241-8000(WATS)

STORAGE BUILDING SITE GRADING PLAN

DWG. NO.
REVISION 1
02-C-16
21 OF 139
PROJECT 6475



Work Change Directive

WORK CHANGE DIRECTIVE NO. | 20
DATE | 1/29/2026
PROJECT | Wastewater Treatment Facility Improvements
JEO PROJECT NO. | 251034.00
LOCATION | David City, NE
OWNER | City of David City, NE
CONTRACTOR | BRB Contractors, Inc.

You are directed to proceed promptly with the following change(s):

Description Change to the scope of work to add 2 16" 22.5° bend fittings to be used in influent piping to existing SBRs.

Purpose of Change Directive Change is to allow change in elevation of 16" influent piping to not hit existing air piping.

Attachment(s) _____

If claim is made that the above changes have affected Contract Price or Contract Times, any claim for a Change Order based thereon will involve one or more of the following methods of determining the effect of the changes:

Method of Determining Change in Contract Price
 Unit Prices
 Lump Sum
 Other N/A

Method of Determining Change in Contract Times
 CONTRACTOR's Records
 ENGINEER's Records
 Other N/A

Estimated Increase (Decrease) in Contract Price
\$ TBD

Estimated Increase (Decrease) in Contract Times
0 Days

If the change involves an increase, the estimated amount is not to be exceeded without further authorization.

Recommended:

Authorized:

Accepted:

ENGINEER

OWNER

CONTRACTOR

Date

Date

Date

cc: Project Manager, Resident Project Representative, Contractor, Owner



Work Change Directive

WORK CHANGE DIRECTIVE NO. | 21
DATE | 1/29/2026
PROJECT | Wastewater Treatment Facility Improvements
JEO PROJECT NO. | 251034.00
LOCATION | David City, NE
OWNER | City of David City, NE
CONTRACTOR | BRB Contractors, Inc.

You are directed to proceed promptly with the following change(s):

Description Change to the scope of work to remove the installation of 1 yard hydrant and piping adjacent to the headworks building and to add the installation of conduit around the water service feeding the headworks building.

Purpose of Change Directive Change is due to Owner request.

Attachment(s) _____

If claim is made that the above changes have affected Contract Price or Contract Times, any claim for a Change Order based thereon will involve one or more of the following methods of determining the effect of the changes:

Method of Determining Change in Contract Price

- Unit Prices
- Lump Sum
- Other N/A

Method of Determining Change in Contract Times

- CONTRACTOR's Records
- ENGINEER's Records
- Other N/A

Estimated Increase (Decrease) in Contract Price
\$ TBD

Estimated Increase (Decrease) in Contract Times
0 Days

If the change involves an increase, the estimated amount is not to be exceeded without further authorization.

Recommended:

Authorized:

Accepted:

ENGINEER

OWNER

CONTRACTOR

Date

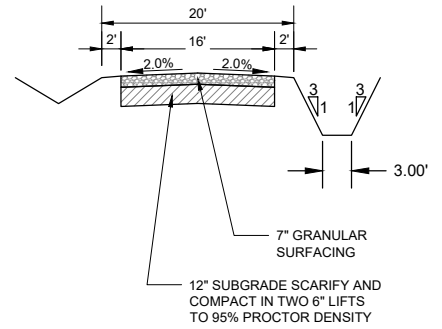
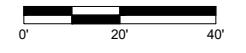
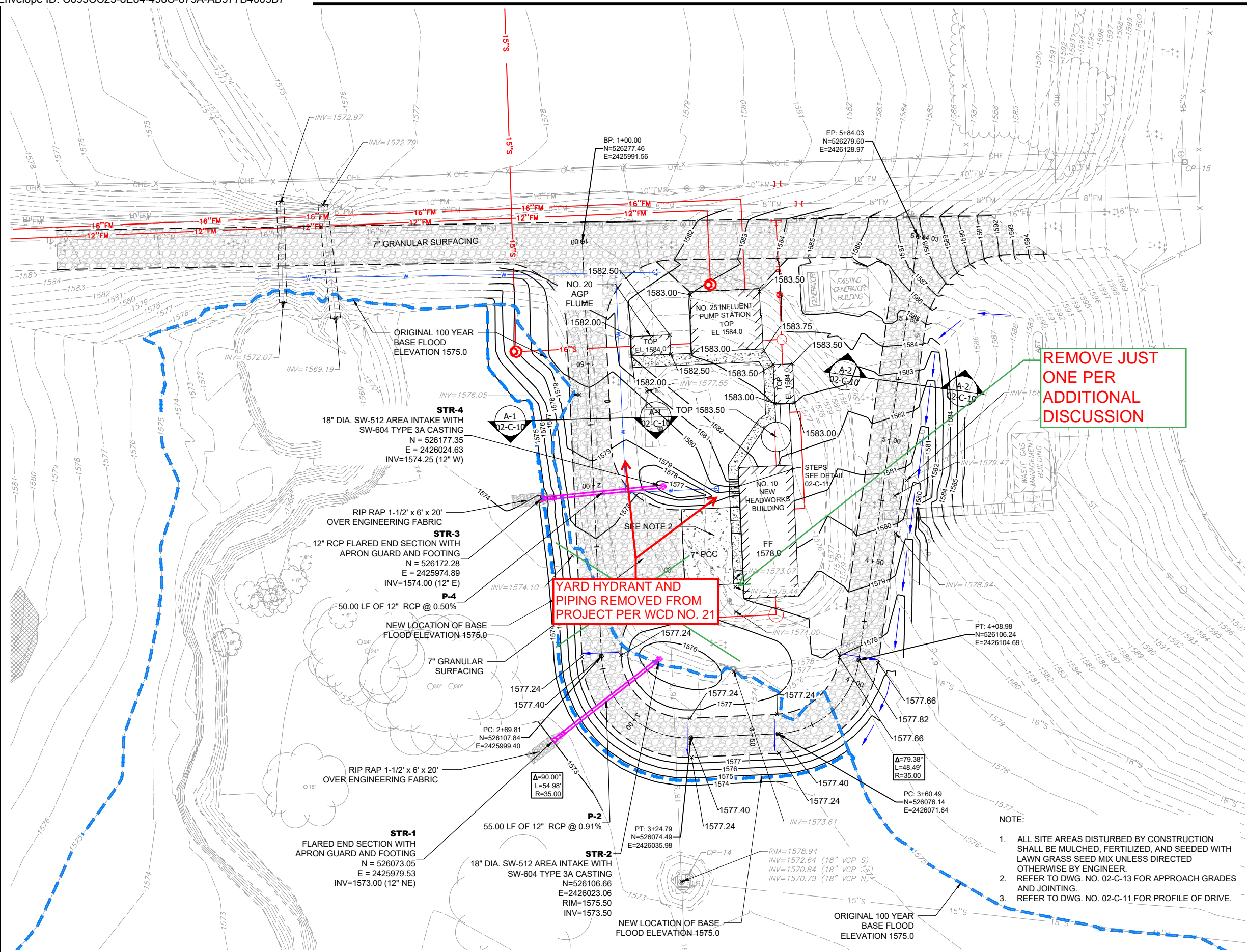
Date

Date

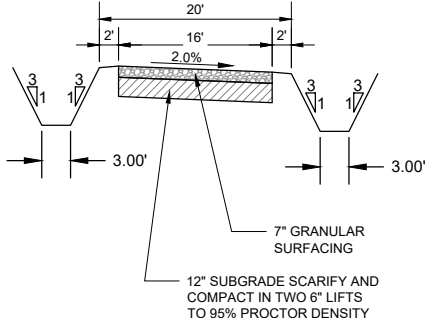
cc: Project Manager, Resident Project Representative, Contractor, Owner

PLOTTED: Wednesday, November 29, 2023 3:44:18 PM

X-REFS: 6475 Topo & PROPOSED SITE & 6472-P-SANI & 6475-P-SANITARY
FILE PATH: \\V-K-FSWDM\SHARE\0600\0647-DAVID_CITY_NE\0647-0005_WWTP_IMPROVEMENTS_DS\CADD\PRODDRAWINGS\02\02-C-GRADING



SECTION A-1
NO SCALE



SECTION A-2
NO SCALE

REMOVE JUST ONE PER ADDITIONAL DISCUSSION

YARD HYDRANT AND PIPING REMOVED FROM PROJECT PER WCD NO. 21

TOTAL CUT AND FILL QUANTITIES OF EAST AND WEST SITES (1)		
CUT (CU YDS)	FILL (2) (CU YDS)	NET (2) (CU YDS)
1190.52	5313.47	4122.95

(1) QUANTITIES DO NOT INCLUDE EXCAVATION FOR NEW SBR UNIT AND STRUCTURES AND DISPLACEMENT OF SOILS FOR STRUCTURAL GRANULAR FILL.
(2) FILL ADJUSTED BY A FACTOR OF 1.30.

- NOTE:
- ALL SITE AREAS DISTURBED BY CONSTRUCTION SHALL BE MULCHED, FERTILIZED, AND SEEDED WITH LAWN GRASS SEED MIX UNLESS DIRECTED OTHERWISE BY ENGINEER.
 - REFER TO DWG. NO. 02-C-13 FOR APPROACH GRADES AND JOINTING.
 - REFER TO DWG. NO. 02-C-11 FOR PROFILE OF DRIVE.



DATE	REVISIONS	SCALE	AS NOTED
11/29/23	PER ADDENDUM 2	DRAWN	B.J.L.
		CHECKED	JK
		APPROVED	HRV
		DATE	11/3/2023
		ISSUED FOR	BIDDING



WASTEWATER TREATMENT PLANT IMPROVEMENTS
DAVID CITY, NEBRASKA

3000 Westown Parkway • West Des Moines, Iowa 50266-1320
515-225-8000 • 515-255-7848(FAX) • 800-241-8000(WATS)

EAST SITE GRADING PLAN	DWG. NO. REVISION 1 02-C-10 15 OF 139 PROJECT 6475
-------------------------------	---



FERGUSON WATERWORKS #2923
 1251 N CENTURY AVE
 KANSAS CITY, MO 64120-2923

Phone: 816-627-2706
Fax: 816-920-5723

Deliver To: . From: Trevor Dehart trevor.dehart@ferguson.com Comments:
--

11:04:03 JAN 19 2026

FERGUSON WATERWORKS #2923

Price Quotation

Phone: 816-627-2706

Fax: 816-920-5723

Bid No: B448797
Bid Date: 01/15/26
Quoted By: TXD

Cust Phone: 785-290-1128
Terms: NET 10TH PROX

Customer: BRB CONTRACTORS INC
 3805 NW 25TH ST
 DAVID CITY WWTP IMPROVEME
 (PLANT DIVISION)
 TOPEKA, KS 66618

Ship To: BRB CONTRACTORS INC
 3461 M RD
 DAVID CITY WWTP IMPROVEMEN
 .
 DAVID CITY, NE 68632

Cust PO#: R044

Job Name:

Item	Description	Quantity	Net Price	UM	Total
KE2TK	#2 ECL POST HYD 2 FIPT 3' BURY SEQ #: 860 #2 ECLIPSE POST HYD - 5' BURY DEPTH	6	2039.460	EA	12236.76
			Net Total:		\$12236.76
			Tax:		\$0.00
			Freight:		\$0.00
			Total:		\$12236.76

Quoted prices are based upon receipt of the total quantity for immediate shipment (48 hours). SHIPMENTS BEYOND 48 HOURS SHALL BE AT THE PRICE IN EFFECT AT TIME OF SHIPMENT UNLESS NOTED OTHERWISE. QUOTES FOR PRODUCTS SHIPPED FOR RESALE ARE NOT FIRM UNLESS NOTED OTHERWISE.

Due to the uncertain impact of potential tariffs, Ferguson's quotation/proposal has not included any provision or contingency for future tariffs or increase of existing tariffs. Ferguson reserves the right to adjust prices to reflect the impact of any new or increased tariffs that affect our costs at the time of shipment. Ferguson will provide notice of any such adjustments along with documentation supporting the changes.

CONTRACTOR CUSTOMERS: IF YOU HAVE DBE/MBE/WBE//VBE/SDVBE/SBE GOOD FAITH EFFORTS DIVERSITY GOALS/ REQUIREMENTS ON A FEDERAL, STATE, LOCAL GOVERNMENT, PRIVATE SECTOR PROJECT, PLEASE CONTACT YOUR BRANCH SALES REPRESENTATIVE IMMEDIATELY PRIOR TO RECEIVING A QUOTE/ORDER.

Seller not responsible for delays, lack of product or increase of pricing due to causes beyond our control, and/or based upon Local, State and Federal laws governing type of products that can be sold or put into commerce. This Quote is offered contingent upon the Buyer's acceptance of Seller's terms and conditions, which are incorporated by reference and found either following this document, or on the web at <https://www.ferguson.com/content/website-info/terms-of-sale>
 Govt Buyers: All items are open market unless noted otherwise.

LEAD LAW WARNING: It is illegal to install products that are not "lead free" in accordance with US Federal or other applicable law in potable water systems anticipated for human consumption. Products with *NP in the description are NOT lead free and can only be installed in non-potable applications. Buyer is solely responsible for product selection.



HOW ARE WE DOING? WE WANT YOUR FEEDBACK!

Scan the QR code or use the link below to complete a survey about your bids:

<https://survey.medallia.com/?bidsorder&fc=2923&on=36419>



Work Change Directive

WORK CHANGE DIRECTIVE NO. | 22
DATE | 1/29/2026
PROJECT | Wastewater Treatment Facility Improvements
JEO PROJECT NO. | 251034.00
LOCATION | David City, NE
OWNER | City of David City, NE
CONTRACTOR | BRB Contractors, Inc.

You are directed to proceed promptly with the following change(s):

Description Change to the scope of work to replace the existing 5kVa, 1PH stepdown transformer with one that includes has a tap on the secondary side.

Purpose of Change Directive Change is to eliminate unnecessary installation of new wire that will be replaced soon in future project.

Attachment(s) _____

If claim is made that the above changes have affected Contract Price or Contract Times, any claim for a Change Order based thereon will involve one or more of the following methods of determining the effect of the changes:

Method of Determining Change in Contract Price

- Unit Prices
- Lump Sum
- Other N/A

Method of Determining Change in Contract Times

- CONTRACTOR's Records
- ENGINEER's Records
- Other N/A

Estimated Increase (Decrease) in Contract Price
\$ TBD

Estimated Increase (Decrease) in Contract Times
0 Days

If the change involves an increase, the estimated amount is not to be exceeded without further authorization.

Recommended:

Authorized:

Accepted:

ENGINEER

OWNER

CONTRACTOR

Date

Date

Date

cc: Project Manager, Resident Project Representative, Contractor, Owner



120 volt circuits for instruments on sbr 1 ,2, 3, 4

From Chuck Gee <chuck@bandces.com>

Date Fri 3/13/2026 3:56 PM

To Josh Klug <JoshKlug@brbcontractors.com>

the original prints called for one circuit from lp1 to 1 and 2 sbr and one circuit for 3 and 4. Aqua has stated that this would create process difficulty's if the would need to be shut off or trip it would shut down 2 basins.

they would like 4 circuits taken to the aqua panel. I would eliminate problems in the future.

Chuck

This would require additional #12 wire and relocating circuits from lp1 to aqua panel. cost \$950.00



control additions at headwork

From Chuck Gee <chuck@bandces.com>

Date Sun 3/22/2026 7:15 AM

To Josh Klug <JoshKlug@brbcontractors.com>

We were asked to supply additional control wiring to the sluice gate at the headworks. 8 more digital wires they will require conduit also. \$1900.00 We were also asked to add 3 analog wires to the gas detection system to control panel \$400 Chuck Let me know how to proceed.

B & C Electrical Services LLC

3639 Highway 39
Genoa, NE 68640-3102
becky@bandces.com

Estimate

ADDRESS

BRB Contractors, Inc.
4646 NW Fielding Rd
PO Box 750940
Topeka, KS 66618
United States

ESTIMATE # 1016

DATE 02/12/2026

ACTIVITY	QTY	RATE	AMOUNT
David City Wastewater Improvement Project- David City, Nebraska- WCD 22			
Job Materials Delete 2 #6 and 1 #10 Wire and add 1 5kv Multitap Transformer for Effluent Building This will result in a deduct of \$3,950.			

TOTAL

Accepted By

Accepted Date

**David City Wastewater Treatment Facility
JEO**

Cost Proposal: Multiple
Date: 4/8/2026

Class of Work	QTY.	Unit	Unit Labor	Labor Hours	Total Labor	Unit Material	Extended Material	Equipment Cost	Sub Contract
Rebar Deduct	2.00	EA			0.00		(1350.00)		
Yard Hydrant Deduct	1.00	EA	130.00	(20.00)	(2600.00)		(2039.46)		
Additional 16" Fittings At SBR	1.00	EA	130.00	40.00	5200.00		6298.76		
Tracer Wire	1.00	EA	130.00	10.00	1300.00		1150.00		
Electrical Wiring Deduct	1.00	EA			0.00				(700.00)
	0.00	EA			0.00				
	1.00	EA			0.00				
	1.00	EA			0.00				
	1.00	EA			0.00				
Sub Totals:					\$3,900.00		\$4,059.30	\$0.00	-\$700.00

Material Sub-Total		\$4,059.30	
Labor Sub-Total		\$3,900.00	
Subcontractor-Total		-\$700.00	
Equipment Sub-Total		\$0.00	
Sub-Total		\$7,259.30	
Sub-Total Without Sub		\$7,959.30	
Contractor's Fee	15.00%	\$1,193.90	
Sub-Contractors Fee	10.00%	-\$70.00	
Sub-Total		\$8,383.20	
Insurance and Bond	2.00%	\$167.66	
Total		\$8,550.86	

Rebar: \$540 per ton less x 2.5 tons
 Yard Hydrants (1): material + 1/2 day of labor for installation
 Tracer Wire: \$0.23/FT, approximately 5000 FT
 Fittings: additional day of labor for a four man crew

4/8/2026



To JEO and the City of David City,

BRB Contractors was asked to provide a cost for modifications on the David City Wastewater Treatment Facility project as part of several changes of conditions. Modifications include programming changes as part of WCD #23 and a deduct from the previous additions to the flowmeter due to classification clarifications.

The cost of these modifications will be \$11,684.51. HOA's breakdown of costs is attached below. If you have any questions, feel free to reach out.

Thank You,
Josh Klug
Project Manager
BRB Contractors, Inc

Street Address:
**4646 NW Fielding Rd
Topeka, KS 66618**

Phone: 785-232-1245



Fax: 785-235-8045

Mailing Address:
**PO Box 750940
Topeka, KS 66675-0940**



Work Change Directive

WORK CHANGE DIRECTIVE NO. | 23
DATE | 3/05/2026
PROJECT | Wastewater Treatment Facility Improvements
JEO PROJECT NO. | 251034.00
LOCATION | David City, NE
OWNER | City of David City, NE
CONTRACTOR | BRB Contractors, Inc.

You are directed to proceed promptly with the following change(s):
Description DRAFT change to the programming of the pumps in the lift station.

Purpose of Change Directive Change is to allow for maximum flow directed towards the SBR basins for treatment.

Attachment(s) _____

If claim is made that the above changes have affected Contract Price or Contract Times, any claim for a Change Order based thereon will involve one or more of the following methods of determining the effect of the changes:

Method of Determining Change in Contract Price
 Unit Prices
 Lump Sum
 Other N/A

Method of Determining Change in Contract Times
 CONTRACTOR's Records
 ENGINEER's Records
 Other N/A

Estimated Increase (Decrease) in Contract Price
 \$ 0

Estimated Increase (Decrease) in Contract Times
0 Days

If the change involves an increase, the estimated amount is not to be exceeded without further authorization.

Recommended:

Authorized:

Accepted:

ENGINEER

OWNER

CONTRACTOR

Date

Date

Date

cc: Project Manager, Resident Project Representative, Contractor, Owner

DRAFT

WCD No. 23 – Lift Station Programing

1.01 LIFT STATION PROGRAMING

- A. Influent Pump Station Sluice Gate
1. Provide for control and monitoring of electrically actuated sluice gate from Headworks SCADA control panel (CP-2).
 2. Provide 3-position (AUTO-LOCAL-OFF) selector switch on CP-2.
 3. When in "Local" position, electrically operated valve shall be controlled locally at the gate actuator.
 4. When in "Off" position, the gate shall be interlocked from operation and remain open. This shall be the default operation.
 5. When in the "AUTO" position, automatically modulate electrically operated gate to maintain Operator adjustable level setpoint.
 6. When SBR flow reaches the peak flow rate setpoint from the primary pumps, start closing the gate to reduce flow into the Primary Pump Station. Gate positions shall be adjusted every 30 seconds to ensure peak flows are not exceeded.
 7. When SBR flow falls below the peak flow rate, open gate to allow more flow to the Primary Pump Station. Gate position shall be adjusted every 30 seconds to ensure peak flows are not exceeded.
- B. Influent Lift Station – Primary Pumps
1. Three (3) Primary Pumps are located in the Wet Well. Only two pumps shall be allowed to run at the same time through control operations.
 2. All treatment pumps shall be controlled via a level sensor in the treatment wet well. Pumps shall start when the wet well level reaches the elevations listed on the contract drawings. Set points shall be easily adjusted by Owner's personnel.
 3. Normal Pump Operation:
 - a. Provide HAND-OFF-AUTO-REMOTE selector switch at MCC for each respective pump.
 - b. In HAND mode, the pump shall start and operate continuously at operator selected speed (50-100%) until the operator adjustable 'Pump Off' liquid level is reached.
 - c. In OFF mode, the pump shall be interlocked from operating.
 4. Auto Mode
 - a. The Primary Lift Pumps shall be controlled via level sensor as described in this section to maintain a constant level in the wet well. Constant level point shall be operator settable. One pump shall start when the wet well level reaches the LEAD PUMP ON elevation. If the water level continues to rise to the LAG PUMP ON elevation, a second pump shall be called to run. If the water level continues to rise and reaches the HIGH WATER

DRAFT

- LEVEL, an alarm shall be generated. All Pumps shall stop when the wet well reaches the PUMP OFF elevation.
- b. Pump speed shall be scaled based on the water level in the operational range. Pumps shall start at 50% (minimum speed – final setpoint determined during startup) and shall increase speed proportionally with the water level to maintain a constant level. The next level setpoint shall correspond to 100% speed (corresponding to the duty curve) for each specific pump.
 - c. If two pump are operating, system shall monitor pump speeds and when speed reaches an operator settable minimum setpoint (65% speed – final setpoint determined during startup), system shall stop the lag pump and the lead pump shall continue operating to maintain the desired water level in the wet well.
 - d. System shall monitor the lift station magnetic flow meter and limit flow from the primary lift pumps to the SBR system. Maximum flow from the primary lift pumps shall be 3.1 MGD (2,150 gpm). System shall limit pump speed when two pumps are operating to not exceed the maximum flow rate.
 - e. All level sensor set points shall be easily adjustable by Owner’s personnel at the TPCP/LSCP HMI.
 - f. Pumps shall be configured to automatically alternate between successive pump starts. If the motor running signal is not received within one minute from the call to run signal being sent, the next pump shall be signaled to run and a motor fail run alarm shall be generated.
5. In addition to the level sensor, backup floats are being provided if the level sensor signal is ever lost. The sequence of operations shall follow the same scheme as the level sensor normal operations without speed control. The float system shall be activated if the level sensor signal is lost and the level ever reaches the HWL float, and an alarm shall be generated. Once the level sensor signal is restored, the operator will be prompted to switch back to level sensor control through TPCP / LSCP.
6. The HIGH WATER LEVEL float shall be installed outside the range of the level sensor. When the HIGH WATER LEVEL float is reached, and a PLC active signal is not received, two pumps shall be called to run and shall remain on until the water recedes to the PUMP OFF float. This mode shall only become active when the PLC is out of service.
- a. A call to run relay shall be included for all three pumps when the HIGH WATER LEVEL is reached, but there shall be an alternating relay that determines which pump the high water run signal is not sent to, maintaining the requirement that only 2 out of 3 pumps are allowed to run at the same time. If any of the three treatment pumps are out of service, the alternator shall be bypassed and the call to run shall be sent to the remaining two pumps.
7. Additional Alarms Generated:
- a. Treatment Wet Well High Alarm

DRAFT

- b. Backup Float Mode Active
 - 8. Control / Monitoring Parameters:
 - a. Run Command (each motor)
 - b. Drive Running (each motor)
 - c. Drive Fault (each motor)
 - d. Motor Overtemp (each motor)
 - e. Seal Fail (each motor)
 - f. Speed Command
 - g. Speed Feedback
- C. Secondary Wet Well
 - 1. Two (2) Secondary Pumps are located in the secondary wet well. Only one pump shall be allowed to run at any given time through control operations.
 - 2. All pumps shall be controlled via a level sensor in the wet well. Pumps shall start when the wet well level reaches the elevations listed on the contract drawings. Set points shall be easily adjusted by Owner's personnel.
 - 3. Normal Pump Operation:
 - a. Provide HAND-OFF-AUTO-REMOTE selector switch at MCC for each respective pump.
 - b. In HAND mode, the pump shall start and operate continuously at operator selected speed (50-100%) until the operator adjustable 'Pump Off' liquid level is reached.
 - c. In OFF mode, the pump shall be interlocked from operating.
 - 4. Auto Mode
 - a. The Secondary Wet Well Lift Pumps shall be controlled via level sensor as described in this section to maintain a constant level in the wet well. One pump shall start when the wet well level reaches the PUMP ON elevation. If the water level continues to rise and reaches the HIGH WATER LEVEL, an alarm shall be generated. Pump shall stop when the wet well reaches the PUMP OFF elevation.
 - b. Pump speed shall be scaled based on the water level in the operational range. Pump shall start at 50% (minimum speed– final setpoint determined during startup) and shall increase speed proportionally with the water level to maintain a constant level. The next level setpoint shall correspond to 100% speed (corresponding to the duty curve) for the pump.
 - c. All level sensor set points shall be easily adjustable by Owner's personnel at the TPCP/LSCP HMI.
 - d. Pumps shall be configured to automatically alternate between successive pump starts. If the motor running signal is not received within one minute from the call to run signal being sent, the next pump shall be signaled to run and a motor fail run alarm shall be generated.

DRAFT

5. In addition to the level sensor, backup floats are being provided if the level sensor signal is ever lost. The sequence of operations shall follow the same scheme as the level sensor normal operations without speed control. The float system shall be activated if the level ever reaches the HWL float, and an alarm shall be generated. Once the level sensor signal is restored, the operator will be prompted to switch back to level sensor control through TPCP / LSCP.
6. The HIGH WATER LEVEL float shall be installed outside the range of the level sensor. When the HIGH WATER LEVEL float is reached, and a PLC active signal is not received, one pump shall be called to run and shall remain on until the water recedes to the PUMP OFF float. This mode shall only become active when the PLC is out of service.
 - a. A call to run relay shall be included for both pumps when the HIGH WATER LEVEL is reached, but there shall be an alternating relay that determines which pump the high water run signal is not sent to, maintaining the requirement that only 1 out of 2 pumps is allowed to run at the same time. If either of the equalization pumps are out of service, the alternator shall be bypassed and the call to run shall be sent to the remaining pump.
7. Additional Alarms Generated:
 - a. Equalization Wet Well High Alarm
 - b. Equalization Wet Well Low Alarm
 - c. Backup Float Mode Active
8. Control / Monitoring Parameters:
 - a. Run Command (each motor)
 - b. Drive Running (each motor)
 - c. Drive Fault (each motor)
 - d. Motor Overtemp (each motor)
 - e. Seal Fail (each motor)
 - f. Speed Command
 - g. Speed Feedback

END OF SECTION



Change Order Request

2

ADDITION

**Hydro
Optimization
and Automation
Solutions**

2601 West "L" Street, Suite 1
Phone: 402-467-3750 Fax: 402-467-1568

Date: 3/31/2026			Submitted By: Bradyn Hilgenfeld, Project Manager		Page No. <u>1</u> of <u>1</u>	
Proposal Submitted to: BRB			Attn: Josh Klug		Phone: (785) 477-3094	
Address 4646 NW Fielding Rd			Job Name David City WWTP Improvements			
City Topeka	State KS	Zip Code 66675	Job Location David City		State NE	
Engineer JEO			Engineer Project Number 6475			

The following changes have occurred from the original Scope of Work resulting in an addition to the original contract in the amount of \$10,414.00

Includes:

- **Changes to CP-2 Relay Logic, and Relay Voltage**
- **Changes to CP-2 PLC Programming**
- **Reinstallation of CP-2**

- **New Float Mode Junction Box Panel**
- **Programming Float Mode Junction Box**
- **Providing 120VAC ISRs for Junction Boxes+\$17,610.00**

- **DEDUCT: Previous C1D2 Addition to Flow Meter (FE25-1)- \$7,196.00**

Please sign and date this proposal and return one copy to our office.

Ten-Thousand Four-Hundred and Fourteen _____ dollars (**\$10,414.00**) .

Payment to be made as follows: **Payment in Full Upon Completion of Work – plus all applicable taxes**

******Taxes are not included in this Proposal******

All material is guaranteed to be as specified. All work to be completed in a substantial workmanlike manner according to specifications submitted, per standard practices. Any alteration or deviation from above specifications involving extra costs will be executed only upon written orders, and will become an extra charge over and above the estimate. All agreements contingent upon strikes, accidents or delays beyond our control. Owner to carry fire, tornado and other necessary insurance. HOA employees are fully covered by Workmen's Compensation Insurance.

Authorized
HOA
Signature

Note: This change order may be withdrawn by us if not accepted within Thirty (30) days

Acceptance of Change Order – The above prices, specifications and conditions are satisfactory and are hereby accepted. You are authorized to do the work as specified. Payment will be made as outlined above.

Signature _____

Date of Acceptance _____

Printed Name _____

David City Wastewater Treatment Facility

Cost Proposal: HOA Modifications
 Date: 4/8/2026

Class of Work	QTY.	Unit	Unit Labor	Labor Hours	Total Labor	Unit Material	Extended Material	Equipment Cost	Sub Contract
HOA Programming and Flowmeter Modifications	1.00	EA			0.00				10414.00
	1.00	EA			0.00				
	1.00	EA			0.00				
	1.00	EA			0.00				
	1.00	EA			0.00				
	0.00	EA			0.00				
	1.00	EA			0.00				
	1.00	EA			0.00				
	1.00	EA			0.00				
	1.00	EA			0.00				
	1.00	EA			0.00				
Sub Totals:					\$0.00		\$0.00	\$0.00	\$10,414.00

Material Sub-Total		\$0.00
Labor Sub-Total		\$0.00
Subcontractor-Total		\$10,414.00
Equipment Sub-Total		\$0.00
Sub-Total		\$10,414.00
Sub-Total Without Sub		\$0.00
Contractor's Fee	15.00%	\$0.00
Sub-Contractors Fee	10.00%	\$1,041.40
Sub-Total		\$11,455.40
Insurance and Bond	2.00%	\$229.11
Total		\$11,684.51

Rebar: \$540 per ton less x 2.5 tons
 Yard Hydrants (1): material + 1/2 day of labor for installation
 Tracer Wire: \$0.23/FT, approximately 5000 FT
 Fittings: additional day of labor for a four man crew

5/7/2026



To JEO and the City of David City,

Per WCD #26, the stairway on the slope leading to the new SBR basin per 02-C-11 and 02-C-12 is not necessary for the city. As such, BRB is offering a deduct of \$6,000.00 for removing the requirement from the scope. Instead of a sidewalk, the area will remain graded like the rest of the hill. If you have any questions, feel free to reach out.

Thank You,

Josh Klug
Project Manager
BRB Contractors, Inc

Street Address:
**4646 NW Fielding Rd
Topeka, KS 66618**

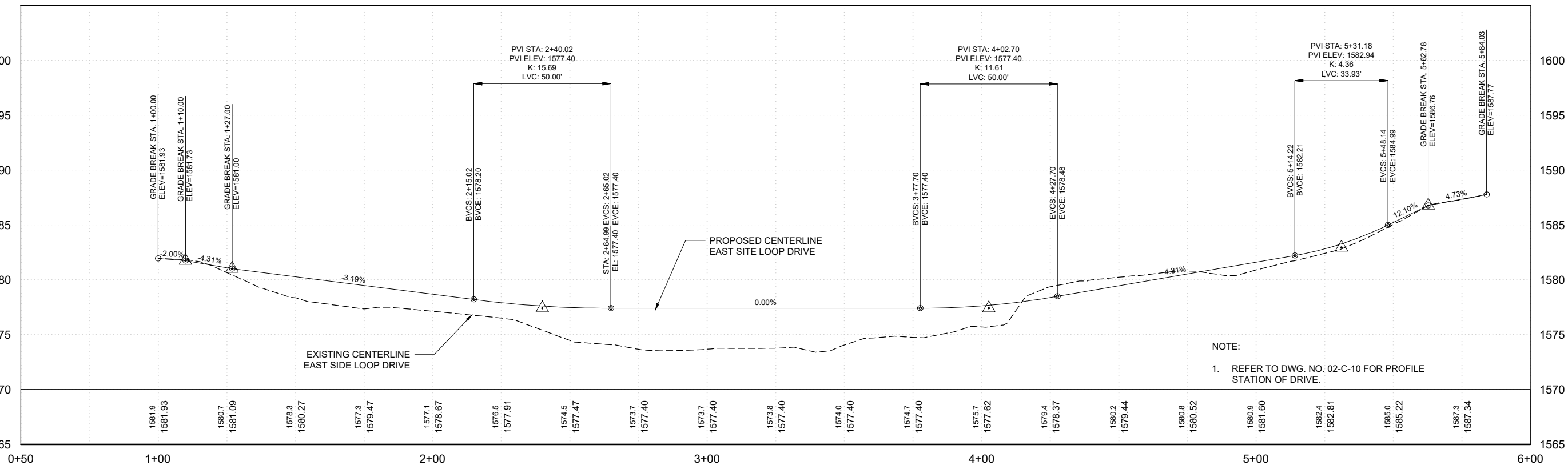
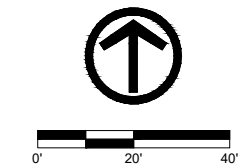
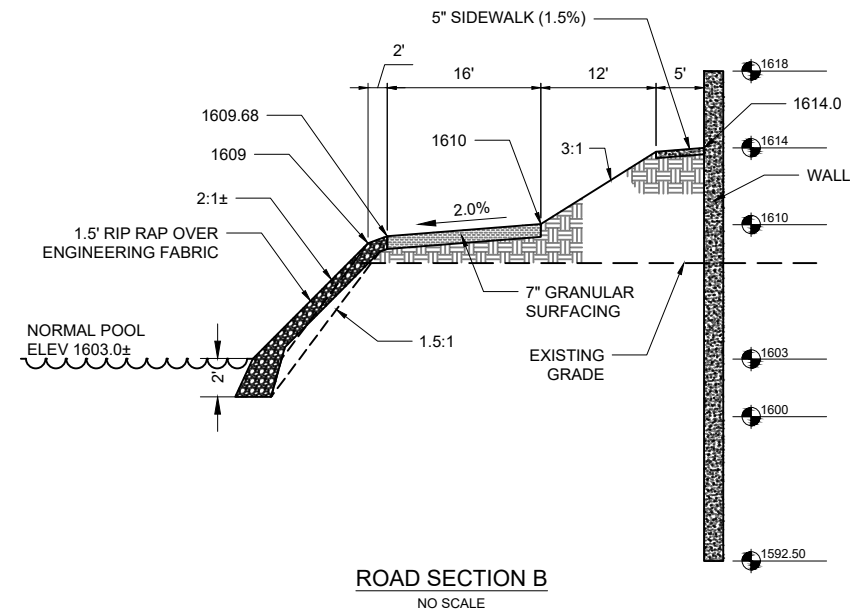
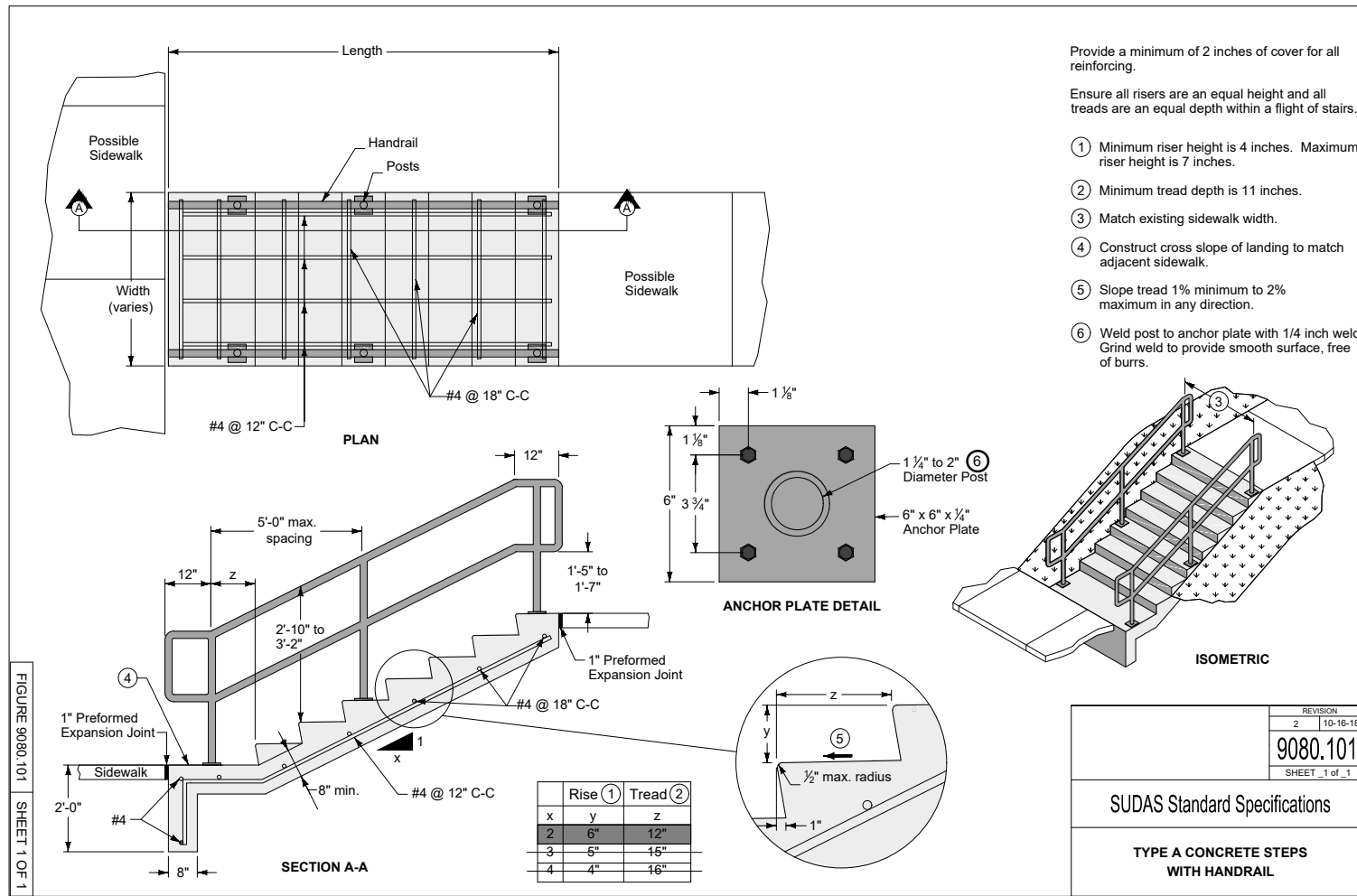
Phone: 785-232-1245



Fax: 785-235-8045

Mailing Address:
**PO Box 750940
Topeka, KS 66675-0940**

PLOTTED: Friday, November 3, 2023 1:44:42 PM



DATE	REVISIONS	SCALE	AS NOTED
		DRAWN	XXX
		CHECKED	XXX
		APPROVED	XXX
		DATE	11/3/2023
		ISSUED FOR	BIIDDING



WASTEWATER TREATMENT PLANT IMPROVEMENTS
DAVID CITY, NEBRASKA

3000 Westown Parkway • West Des Moines, Iowa 50266-1320
 515-225-8000 • 515-255-7848(FAX) • 800-241-8000(WATS)

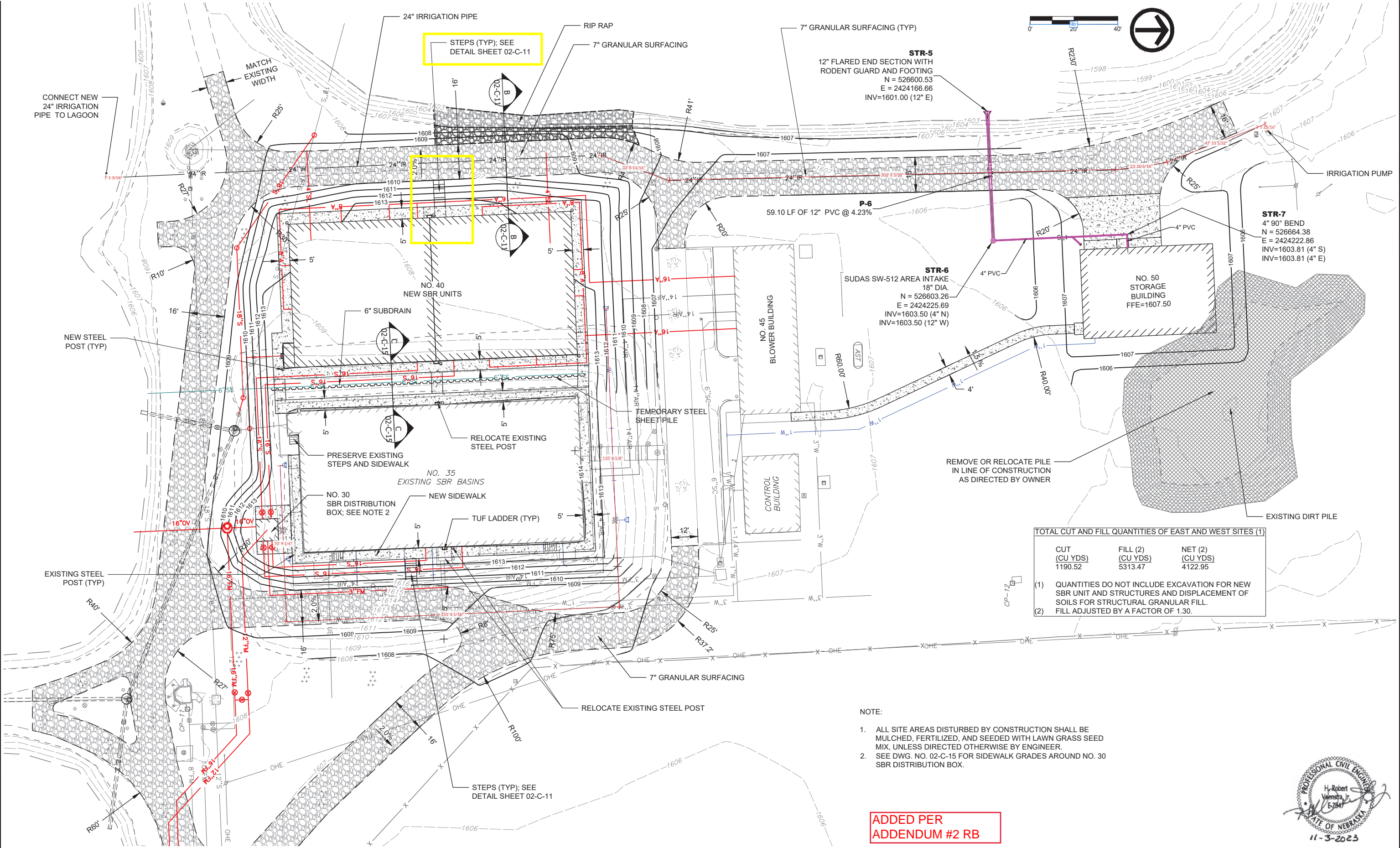
EAST SITE PROFILE & DETAILS

DATE	REVISIONS	SCALE	AS NOTED
		DRAWN	XXX
		CHECKED	XXX
		APPROVED	XXX
		DATE	11/3/2023
		ISSUED FOR	BIIDDING

X-REFS: 6475 Topo & PROPOSED SITE & 6472-P-SANI & 6475-P-SANTARY
 FILE PATH: \\V\FSW\DWG\SHARE\0600\0647-DAVID_CITY_NE\0647-0005_WWTP_IMPROVEMENTS_DS\CADD\PRODDRAWINGS\02\02-C-GRADING

PLOTTED: Saturday, February 13, 2021 9:52:33 AM

X-REFS: 6475 Topo & PROPOSED SITE & 6472-P-SANI & 6472-P-SANITARY
FILE PATH: \\V-K-FSW\DWG\SHARE\0600\0647-DAVID_CITY_NE\0647-0005_WWTP_IMPROVEMENTS_DS\CADD\PRODDRAWINGS\02\02-C-GRADING



TOTAL CUT AND FILL QUANTITIES OF EAST AND WEST SITES (1)		
CUT (CU YDS)	FILL (2) (CU YDS)	NET (2) (CU YDS)
1190.52	5313.47	4122.95

(1) QUANTITIES DO NOT INCLUDE EXCAVATION FOR NEW SBR UNIT AND STRUCTURES AND DISPLACEMENT OF SOILS FOR STRUCTURAL GRANULAR FILL.
(2) FILL ADJUSTED BY A FACTOR OF 1.30.

- NOTE:
- ALL SITE AREAS DISTURBED BY CONSTRUCTION SHALL BE MULCHED, FERTILIZED, AND SEEDED WITH LAWN GRASS SEED MIX, UNLESS DIRECTED OTHERWISE BY ENGINEER.
 - SEE DWG. NO. 02-C-15 FOR SIDEWALK GRADES AROUND NO. 30 SBR DISTRIBUTION BOX.

ADDED PER
ADDENDUM #2 RB



DATE	REVISIONS
11/29/23	PER ADDENDUM 2

SCALE	AS NOTED
DRAWN	B.J.L.
CHECKED	JK
APPROVED	HRV
DATE	11/3/2023
ISSUED FOR	BIDDING



WASTEWATER TREATMENT PLANT IMPROVEMENTS
DAVID CITY, NEBRASKA

3000 Westown Parkway • West Des Moines, Iowa 50266-1320
515-225-8000 • 515-255-7848(FAX) • 800-241-8000(WATS)

WEST SITE GRADING PLAN	DWG. NO. REVISION 1 02-C-12 17 OF 139 PROJECT 6475
-------------------------------	---

4/8/2026



To JEO and the City of David City,

BRB Contractors was asked to provide a cost for modifications on the David City Wastewater Treatment Facility project. Modifications include changing the lighting in the blower building.

The cost of these modifications will be \$10,771.20. B&C's pricing is attached below. If you have any questions, feel free to reach out.

Thank You,
Josh Klug
Project Manager
BRB Contractors, Inc

Street Address:
**4646 NW Fielding Rd
Topeka, KS 66618**

Phone: 785-232-1245



Fax: 785-235-8045

Mailing Address:
**PO Box 750940
Topeka, KS 66675-0940**



Work Change Directive

WORK CHANGE DIRECTIVE NO. | 27
DATE | 4/3/2026
PROJECT | Wastewater Treatment Facility Improvements
JEO PROJECT NO. | 251034.00
LOCATION | David City, NE
OWNER | City of David City, NE
CONTRACTOR | BRB Contractors, Inc.

You are directed to proceed promptly with the following change(s):

Description Remove existing light fixtures in Blower Room / Garage and install new lighting fixtures in blower room per attached PDF.

Purpose of Change Directive Replace existing light fixtures to increase visibility per Owner's request.

Attachment(s) Updated Sheet 45-E-1 - Blower Building Electrical Plan with revised lighting plan markups

If claim is made that the above changes have affected Contract Price or Contract Times, any claim for a Change Order based thereon will involve one or more of the following methods of determining the effect of the changes:

Method of Determining Change in Contract Price

- Unit Prices
- Lump Sum
- Other N/A

Method of Determining Change in Contract Times

- CONTRACTOR's Records
- ENGINEER's Records
- Other N/A

Estimated Increase (Decrease) in Contract Price
\$ TBD

Estimated Increase (Decrease) in Contract Times
0 Days

If the change involves an increase, the estimated amount is not to be exceeded without further authorization.

Recommended:

Authorized:

Accepted:

ENGINEER

OWNER

CONTRACTOR

Date

Date

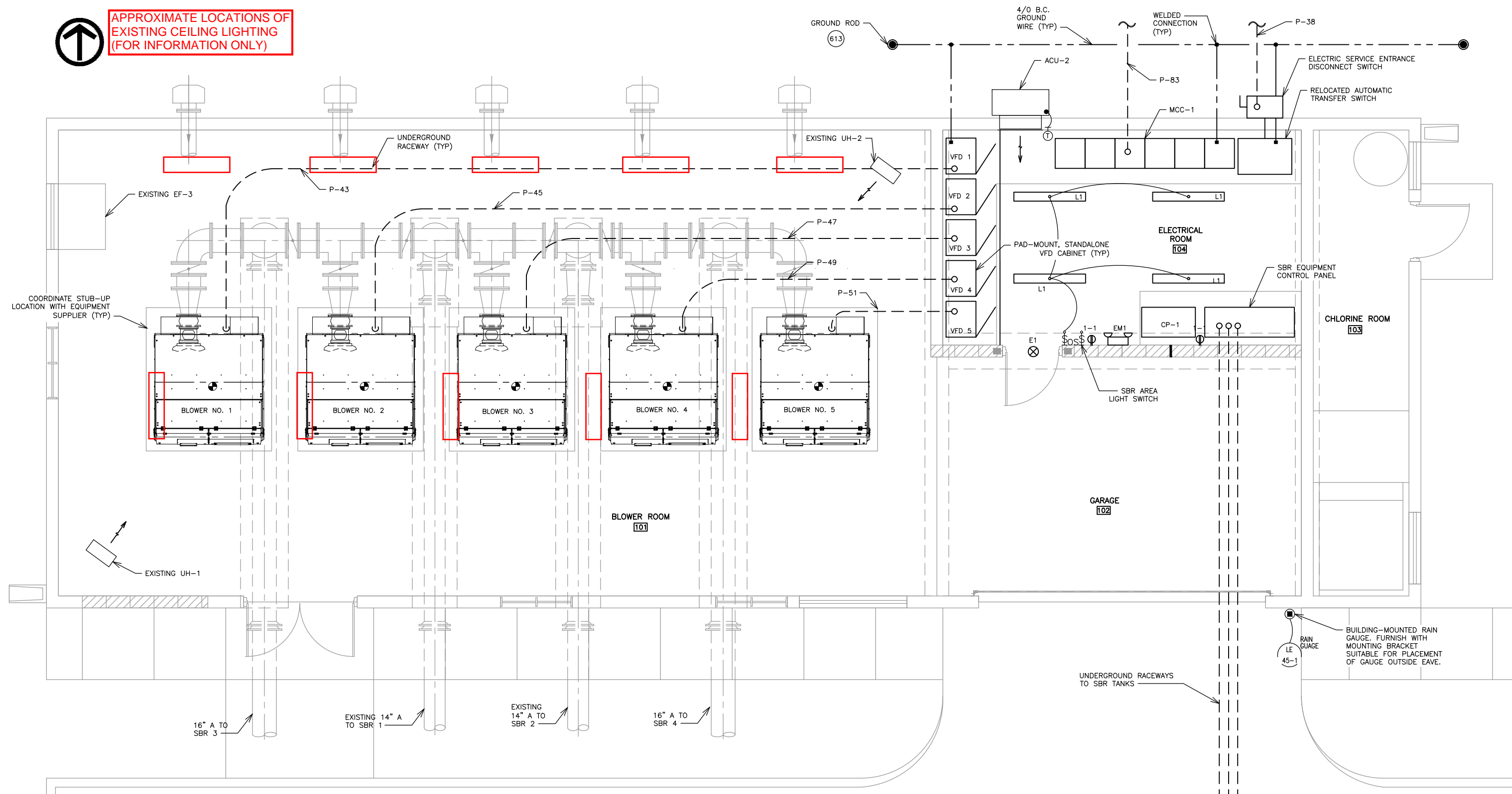
Date

cc: Project Manager, Resident Project Representative, Contractor, Owner

PLOTTED: Friday, November 3, 2023 1:59:42 PM

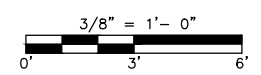
X-REFS: XBBPL & XBBSC & MBBPL100 & ABBPL & MBBSC
 FILE PATH: \\VK-FS-WDMISHARE\0600\0647-DAVID_CITY_NE\CADD\PRODDRAWINGS\45\45-E

APPROXIMATE LOCATIONS OF EXISTING CEILING LIGHTING (FOR INFORMATION ONLY)



- GENERAL NOTES:**
- COORDINATE EXACT LOCATION OF EQUIPMENT AND FIXTURES WITH GENERAL CONTRACTOR, OWNER AND ENGINEER PRIOR TO ROUGH-IN.
 - UNDERGROUND CONDUIT ROUTING IS DIAGRAMMATIC IN NATURE AND IS NOT INTENDED TO DICTATE EXACT LOCATIONS. CONTRACTOR IS TO DETERMINE BEST ROUTING BASED ON OTHER UTILITIES AND FIELD CONDITIONS.
 - CONTRACTOR TO VERIFY ACTUAL FIELD WIRING REQUIREMENTS WITH EQUIPMENT SUPPLIER. PROPER SEPARATION OF POWER AND CONTROL CIRCUITS SHALL BE MAINTAINED.
 - DRAWING DESIGNATIONS FOR LIGHTING PANEL LP-1 CIRCUITS ARE AS FOLLOWS, WITH X REPRESENTING THE CIRCUIT NUMBER: 1-X.
 - EQUIPMENT FIELD CONDUITS SHALL STUB-UP AT TERMINATION LOCATION. COORDINATE WITH EQUIPMENT SHOP DRAWINGS.
 - BLOWER ROOM/GARAGE/CHLORINE ROOM LIGHTS, CONVENIENCE RECEPTACLES, AND HVAC EQUIPMENT SHALL REMAIN AND BE SERVED FROM NEW POWER DISTRIBUTION EQUIPMENT.

ELECTRICAL PLAN
 SCALE: 3/8"=1'-0"



DATE	REVISIONS	SCALE	AS NOTED
		DRAWN	JDL
		CHECKED	JDL
		APPROVED	HRV
		DATE	11/3/2023
		ISSUED FOR	BIDDING



WASTEWATER TREATMENT PLANT IMPROVEMENTS
DAVID CITY, NEBRASKA

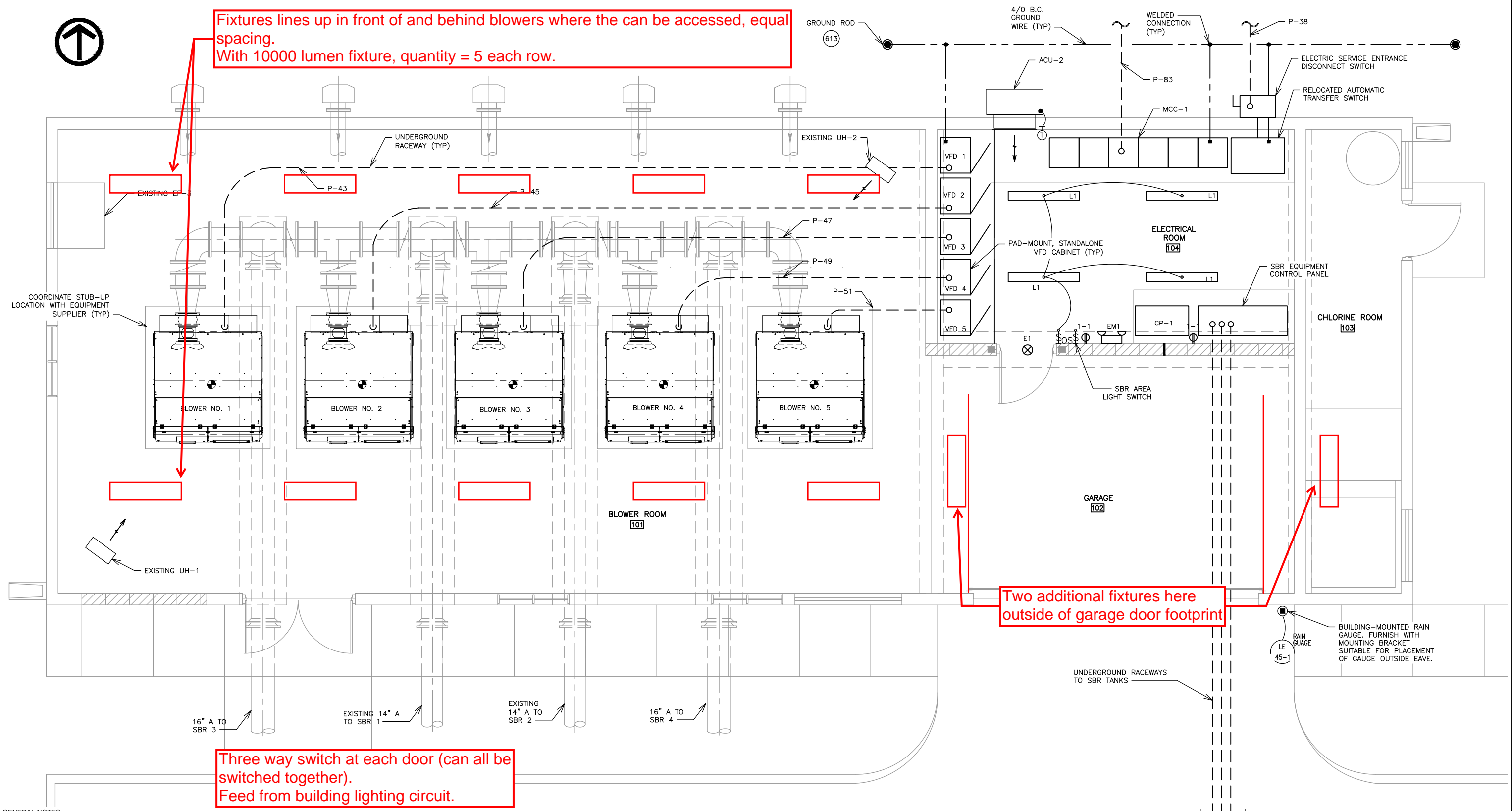
3000 Westown Parkway • West Des Moines, Iowa 50266-1320
 515-225-8000 • 515-255-7848(FAX) • 800-241-8000(WATS)

BLOWER BUILDING ELECTRICAL PLAN

DWG. NO.
45-E-1
 103 OF 139
 PROJECT 6475

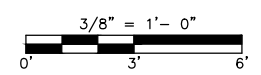
PLOTTED: Friday, November 3, 2023 1:59:42 PM

X-REFS: XBBPL & XBBSC & XBBPL100 & ABBPL & MBBPL & MBBSC & FILE PATH: \\VK-FS-WDMISHARE\0600\0647-DAVID_CITY_NE\0647-0005_WWTP_IMPROVEMENTS_DS\CADD_PRODDRAWINGS\45\45-E



- GENERAL NOTES:**
- COORDINATE EXACT LOCATION OF EQUIPMENT AND FIXTURES WITH GENERAL CONTRACTOR, OWNER AND ENGINEER PRIOR TO ROUGH-IN.
 - UNDERGROUND CONDUIT ROUTING IS DIAGRAMMATIC IN NATURE AND IS NOT INTENDED TO DICTATE EXACT LOCATIONS. CONTRACTOR IS TO DETERMINE BEST ROUTING BASED ON OTHER UTILITIES AND FIELD CONDITIONS.
 - CONTRACTOR TO VERIFY ACTUAL FIELD WIRING REQUIREMENTS WITH EQUIPMENT SUPPLIER. PROPER SEPARATION OF POWER AND CONTROL CIRCUITS SHALL BE MAINTAINED.
 - DRAWING DESIGNATIONS FOR LIGHTING PANEL LP-1 CIRCUITS ARE AS FOLLOWS, WITH X REPRESENTING THE CIRCUIT NUMBER: 1-X.
 - EQUIPMENT FIELD CONDUITS SHALL STUB-UP AT TERMINATION LOCATION. COORDINATE WITH EQUIPMENT SHOP DRAWINGS.
 - BLOWER ROOM/GARAGE/CHLORINE ROOM LIGHTS, CONVENIENCE RECEPTACLES, AND HVAC EQUIPMENT SHALL REMAIN AND BE SERVED FROM NEW POWER DISTRIBUTION EQUIPMENT.

ELECTRICAL PLAN
SCALE: 3/8"=1'-0"



DATE	REVISIONS	SCALE	AS NOTED
		DRAWN	JDL
		CHECKED	JDL
		APPROVED	HRV
		DATE	11/3/2023
		ISSUED FOR	BIDDING



WASTEWATER TREATMENT PLANT IMPROVEMENTS
DAVID CITY, NEBRASKA

3000 Westown Parkway • West Des Moines, Iowa 50266-1320
515-225-8000 • 515-255-7848(FAX) • 800-241-8000(WATS)

BLOWER BUILDING ELECTRICAL PLAN

DWG. NO. **45-E-1**
103 OF 139
PROJECT 6475



Catalog Number	
Notes	Type

FEATURES & SPECIFICATIONS

INTENDED USE — A general purpose and energy-efficient surface-mounted or suspended LED fixture, suitable for wet, damp and/or cold locations. For vapor-tight demanding environments where moisture or dust is a concern and where relatively low fixture mounting heights and wide fixture spacing are common. Not for use or installation in direct outdoor sunlight. Must be installed under canopy or covered ceiling. Typical applications include industrial facilities, parking garages, retail malls, multi-purpose rooms, garden centers, and food processing. **Certain airborne contaminants can diminish the integrity of acrylic and/or polycarbonate.** [Click here for Acrylic-Polycarbonate Compatibility table for suitable use.](#)

Certain airborne contaminants may adversely affect the functioning of LEDs and other electronic components, depending on various factors such as concentrations of the contaminants, ventilation, and temperature at the end-user location. [Click here for a list of substances that may not be suitable for interaction with LEDs and other electronic components.](#)

CONSTRUCTION

- One-piece SVA fiberglass housing with integral perimeter channel utilizing continuous poured-in-place NEMA 4X gasket.
- Captive polymeric latches are standard. Optional stainless steel latches (STSL) are available.
- (2) 7/8" pre-drilled holes standard.
- Various optional wet location fittings are available.
 - 2 fittings on top (WLF, WLF4X).
 - 1 fitting on one end (WLFEND, WLFEND4X) or 2 fittings on each end (WLFEND2, WLFEND24X).
 - Single monoprnt fitting (WLFPPMP, WLFPPMP4X) is available, L24 2' models only.

OPTICS

- Injection molded, acrylic lens (.080" thick) in clear or frosted.
- UV stabilized polycarbonate lens (.080" thick) in clear or frosted.
- 3 distributions (Medium, Wide, Parking Garage)

ELECTRICAL

- MVOLT (120-277V) Thermally protected, resetting, Class P, UL listed, CSA certified driver.
- HVOLT (347-480V) Thermally protected, resetting, Class P, UL listed, CSA certified driver.
- 0-10V Dimming driver is standard, dims to 10%.
- Fault-tolerant LED light engine continues to provide light even in the failure of one LED.
- FCC Title 47, Part 15, Subpart A compliant.
- 6kV/3kA surge rated per ANSI C82.77-5-2015 is standard.
- 10kV/5kA surge rated per ANSI C82.77-5-2015 is optional (SPD).

INSTALLATION/MOUNTING

- 2 Stainless steel mounting brackets are standard. Surface or suspended mount with included bail (aircraft cable or chain).
- 2 Stainless steel dual pendant mount brackets (DPMB) are optional. Surface, suspended mount with 3/8" threaded rod or suspended with included bail (aircraft cable or chain).
- 2 Stainless steel angle mount brackets (ANGBKT) are optional. Wall Mount.
- Stainless steel end mount brackets are optional. Suspended mount (aircraft cable or chain).
- Stainless steel quick mount brackets are optional. Surface mount.
- 2 Wet location fittings (WLF, WLF4X) on top are optional. Suspended mount with 1/2" trade size rigid conduit.
- 1 Wet location fitting (WLFPPMP, WLFPPMP4X) on top is optional. Suspended mount with 1/2" trade size rigid conduit (L24, 2' only).

LISTINGS

- CSA Certified to meet US and Canadian standards
- Suitable for use in wet locations
- IP65, IP66, IP67
- Optional IP69K rating
- NSF splash zone 2 rated
- NEMA4X rated
- IK rated ([See chart](#))
- -40°F(-40°C) to 122°F (50°C) ([See chart](#))
- DesignLights Consortium® (DLC) Premium qualified product and DLC qualified product. Not all versions of this product may be DLC Premium qualified or DLC qualified. Please check the DLC Qualified Products List at www.designlights.org/QPL to confirm which versions are qualified.

GOVERNMENT PROCUREMENT

BAA – Buy America(n) Act: Product with the BAA option qualifies as a domestic end product under the Buy American Act as implemented in the FAR and DFARS. Product with the BAA option also qualifies as manufactured in the United States under DOT Buy America regulations.

BABA – Build America Buy America: Product with the BAA option also qualifies as produced in the United States under the definitions of the Build America, Buy America Act.

Please refer to www.acuitybrands.com/resources/buy-american for additional information.

WARRANTY

5-year limited warranty. This is the only warranty provided and no other statements in this specification sheet create any warranty of any kind. All other express and implied warranties are disclaimed. Complete warranty terms located at: www.acuitybrands.com/support/warranty/terms-and-conditions

NOTE: Actual performance may differ as a result of end-user environment and application.


All values are design or typical values, measured under laboratory conditions at 25 °C.

Specifications subject to change without notice.

Low-Profile Enclosed and Gasketed Industrial

EMS LED

SURFACE / SUSPENDED / WALL MOUNT



EMS LED

Low-Profile Enclosed and Gasketed



ORDERING INFORMATION Lead times will vary depending on options selected. Consult with your sales representative. **Example:** EMS L48 4000LM IMAFL WD MVOLT GZ10 40K 80CRI

Series	Length	Nominal Lumens	Diffuser	Distribution	Voltage	Driver	Color temperature	CRI	
EMS	L24 24" †	2000LM 2,000 lumens	IMAFL Acrylic, linear ribbed frosted lens	MD Medium	MVOLT 120-277V	GZ10 0 - 10V dimming	30K 3000K	80CRI 80 CRI	
		3000LM 3,000 lumens	IMACD Acrylic, clear deep lens	WD Wide	120 120V		35K 3500K	90CRI 90 CRI	
		4000LM 4,000 lumens	IMAFD Acrylic, deep frosted lens	PGD Parking garage	208 208V		40K 4000K		
		6000LM 6,000 lumens			240 240V		50K 5000K		
	L48 48" †	3000LM 3,000 lumens	LPAFL Acrylic, low profile frosted lens		277 277V				
		4000LM 4,000 lumens	LPACL Acrylic, low profile clear lens		HVOLT 347-480V †				
		6000LM 6,000 lumens			347 347V				
		8000LM 8,000 lumens	LPPCL Polycarbonate, low profile clear lens		480 480V				
	L96 96" †	10000LM 10,000 lumens	LPPFL Polycarbonate, low profile frosted lens						
		12000LM 12,000 lumens							
		15000LM 15,000 lumens							
		18000LM 18,000 lumens							
		20000LM 20,000 lumens							
		24000LM 24,000 lumens							

Options		
Emergency:	Cordsets:	Sensor Switch Embedded Controls:
BE6WCP 6W Emergency battery pack, certified to California T20 and registered in the Modernized Appliance Efficiency Database (MAEDBS), UL924 compliant, illuminated test switch, cold weather (-20°C min), internally mounted (120-277V) †	CNP16WWL Cord, no plug, 16 gauge, 3 conductors, white, wet location, 6 feet, other lengths available	SBOR6 360° High Mount Sensor, (15-30' mounting heights, more options available), on/off occupancy, Sensor/control mounted external to the luminaire via a KO †
E7W2H 7W Emergency battery pack, constant power, certified to California T20 and registered in the Modernized Appliance Efficiency Database (MAEDBS), UL924 compliant, illuminated test switch, (0°C min), internally mounted, 2hr runtime (120-277V) †	CNP164CWWL Cord, no plug, 16 gauge, 4 conductors for use with EM battery, white, wet location, 6 feet, other lengths available †	SBOR10 D 3V 360° Low Mount Sensor, (8-15' mounting heights, more options available), high/low/off occupancy dimming, Sensor/control mounted external to the luminaire via a KO †
E10W MCP 10W Emergency battery pack, constant power, certified to California T20 and registered in the Modernized Appliance Efficiency Database (MAEDBS), UL924 compliant, self-diagnostic, (5°C min), internally mounted (120-277V) †	CNP165CWWL Cord, no plug, 16 gauge, 5 conductors for use with ER controls or ETS device with 2 power sources, white, wet location, 6 feet, other lengths available †	SBOR6 P 360° High Mount Sensor, (15-30' mounting heights, more options available), on/off photocell, Sensor/control mounted external to the luminaire via a KO †
ETS Emergency lighting control device for UL924 operation when using auxiliary generator or central inverter †	CNP165CDWWL Cord, no plug, 16 gauge, 5 conductors for 0-10V dimming, white, wet location, 6 feet, other lengths available †	See chart for additional control options
2470P 24/7 Operation with emergency battery and 3 conductor cord or plug †	CPTL16W Cord with NEMA twist lock 15 amp plug, 16 gauge, white, damp location, 6 feet, other lengths available †	nLight Embedded Controls:
Fittings:	CPTL16WWL Cord with NEMA twist lock 15 amp plug, 16 gauge, white, wet location, 6 feet, other lengths available †	NLTAIR2 Embedded wireless controls by nLight †
(blank) (2) Pre-drilled 7/8" holes with water tight plugs (both ends)	CPTL20A16W Cord with NEMA twist lock 20 amp plug, 16 gauge, white, damp location, 6 feet, other lengths available †	NLTAIREM2 Embedded wireless controls by nLight with UL924 listed emergency operation †
WLF (2) Wet location fittings (top) †	CPTL20A16WWL Cord with NEMA twist lock 20 amp plug, 16 gauge, white, wet location, 6 feet, other lengths available †	NLTAIRER2 Embedded wireless controls by nLight with UL924 listed emergency operation via power sense leads †
WLF4X (2) Wet location fittings (top), NEMA4X rated †	CPSB16W Cord with NEMA straight blade 15 amp plug, white, damp location, 6 feet, other lengths available †	NLTAIR2 APIRKO Embedded wireless controls by nLight, Passive Infrared Occ sensor with auto-dimming photocell, Sensor/control mounted external to the luminaire via a KO †
WLFEND (1) Wet location fitting (one end) †	CMCMBH16YW Cord with Brad Mini Change® male connector, nonmetallic coupling nut, 3 pole, 16 gauge, yellow, wet location, 6 feet, other lengths available †	NLTAIREM2 APIRKO Embedded wireless controls by nLight with UL924 listed emergency operation, Passive Infrared Occ sensor with auto-dimming photocell, Sensor/control mounted external to the luminaire via a KO †
WLFEND4X (1) Wet location fitting (one end), NEMA4X rated †	MCRMBH16WL Receptacle with Brad Mini Change® male connector, stainless steel coupling nut, 3 pole, 16 gauge leads, wet location †	NLTAIRER2 APIRKO Embedded wireless controls by nLight with UL924 listed emergency operation via power sense leads, Passive Infrared Occ sensor with auto-dimming photocell, Sensor/control mounted external to the luminaire via a KO †
WLFEND2 (2) Wet location fittings (both ends) †	See chart for additional cordset options	See chart for additional control options
WLFEND24X (2) Wet location fittings (both ends), NEMA4X rated †	Reloc®:	
WLFMP (1) Wet location fitting (top, L24 only) †	OCS Reloc® One Pass® circuit selector system drop, 18 gauge, 3 conductors, 6 feet, other lengths available †	
WLFMP4X (1) Wet location fitting (top, L24 only), NEMA4X rated	OCS4C Reloc® One Pass® circuit selector system drop, 18 gauge, 4 conductors, for use with EM battery, 6 feet, other lengths available †	
Mounting:	See chart for additional Reloc® options	
(blank) (2) 316SS Surface mount brackets with 316SS bails for suspension applications		
ANGBKT (2) 316SS Angle Brackets †		
DPMB (2) 316SS Dual pendant mounting bracket †		
EMK (2) 304SS End mount suspension brackets †		
QMB (2) 304SS Quick mount brackets †		
Other Options:		
AO Adjustable output dimming †		
BAA Buy America(n) Act and/or Build America Buy America Qualified		
DL Damp Location †		
DRYLBL Dry Location †		
IP69K IP69K rating, includes vent plugs †		
SPD Surge protection device, additional 10kV/6kA		
STSL 316 Stainless steel latches		
TRS Tamper Resistant 18-8SS Torx® T10 screws		

NOTE: † indicates option chosen has ordering restrictions. Please reference ordering restrictions chart, page 3. Options are sorted alphanumerically.



EMS LED

Low-Profile Enclosed and Gasketed



Accessories: Order as separate catalog number.			
HMHCH36	3 feet (36 inches) jack chain (ships as pair)	EMSANGBKT	316SS Angle bracket (ships as pair) ‡
HMHKH120 M50	10 feet (120 inches) single leg air craft cable, galvanized (ships as pair)	EMSDPMB	316SS Dual pendant mounting bracket (ships as a pair) ‡
HMHKH120SS	10 feet (120 inches) single leg air craft cable, stainless steel (ships as pair)	EMSEMKB	304SS End mount suspension brackets (ships as a pair) ‡
EMSTRS T10BIT	Hex-base driver bit, Torx TX10, for tamper resistant screws with center reject pin	EMSQMB	304SS Quick mount brackets (ships as pair) ‡
		EMSSMB	316SS Surface mount bracket (ships as pair) ‡
		HMCRFBH16WL	Receptacle with Brad Mini Change® female connector, non-metallic coupling nut, 3 pole, 16 gauge leads, wet location, for use with CMCMBH16YWL cordset
		HCMCFBH16YWL	Cord with Brad Mini Change® female connector, stainless steel coupling nut, 3 pole, 16 gauge, yellow, wet location, 6 feet, for use with the MCRMBH16WL receptacle

Option Value Ordering Restrictions	
Option Value	Restriction
2470P	Required when an EM battery and a 3 conductor or 5 conductor dimming cordset is selected. The driver and EM battery power inputs will be tied together and the fixture will not be able to be turned off without controls.
ANGBKT	ANGBKT For wall mount applications. If mounted in an upward orientation, fixture will be damp location listed only.
AO	Not available with L24, Sensor Switch embedded dimming controls, nLight embedded controls, 5 conductor dual voltage (CNP165C) or 5 conductor dimming (CNP165CD) cordsets. Available with non-dimming Sensor Switch embedded controls (SBG6 or SBG10; occupancy only).
BE6WCP	Utilizes Bodine® BSL36 Cold-Pak battery. UL924 compliant. Not available with L24, 347, 480, HVOLT, ETS or ER controls. Available with 4 conductor (CNP164C) cordsets. Available with 3 conductor (CNP16, CPTL16, CPTL20A16) cordsets with 2470P option.
CMCMBH16YWL	Not available with ETS, ER controls or WLFEND2. Not NEMA4X rated.
CNP164CWVL	Requires EM Battery. Not available with WLFEND2, ETS or ER controls. Not NEMA 4X rated.
CNP165CDWVL	Not available with ETS, AO, Sensor Switch embedded dimming controls, nLight embedded controls or WLFEND2. Available with non-dimming Sensor Switch embedded controls (SBGR; occupancy only). When ordered with EM battery, 2470P is required. Not NEMA4X rated.
CNP165CWVL	Available with ETS or ER controls only. Not NEMA4X rated.
CNP16WVL	Not available with ETS, ER controls or WLFEND2. When ordered with EM battery, 2470P is required. Not NEMA4X rated.
CPSBW	Damp Location only. Not available with ETS or ER controls. When ordered with EM battery, 2470P is required. Not NEMA4X rated.
CPTL16W, CPTL20A16W	Damp Location only. Not available with ETS or ER controls. When ordered with EM battery, 2470P is required. Not NEMA4X rated.
CPTL16WVL, CPTL20A16WVL	Not available with ETS or ER controls. When ordered with EM battery, 2470P is required. Not NEMA4X rated.
DL	Used to indicate when an external damp rated option is selected such as a plug, battery, hook, or other misc option. The luminaire will include a wet location label unless a damp rated option is selected. A wet location rated fixture is suitable for use in a damp application.
DPMB	Replaces standard surface mount bracket. For surface (ceiling) or suspension mount applications using either 3/8" threaded rod or included bail with aircraft cable or chain.
DRYLBL	Used to indicate when a dry location rated RELOC cable is selected. The luminaire will include a wet location label unless RELOC is selected. A wet location rated fixture is suitable for use in a dry application.
E7W2H	Utilizes IOTA ILB CP07 2H B battery. UL924 compliant. Not available with L24, 347, 480, HVOLT, ETS or ER controls. Available with 4 conductor (CNP164C) cordsets. Available with 3 conductor (CNP16, CPTL16, CPTL20A16) cordsets with 2470P option.
E10WMCP	Utilizes Power Sentry® PS1055MCP battery. UL924 compliant. Not available with 347, 480, HVOLT, ETS or ER controls. Available with 4 conductor (CNP164C) cordsets. Available with 3 conductor (CNP16, CPTL16, CPTL20A16) cordsets with 2470P option.
EMK	Replaces standard surface mount bracket. For suspension mount applications with aircraft cable or chain. Requires WLFEND2. Not available with sensors or cordsets.
EMSANGBKT	For wall mount applications. If mounted in an upward orientation, fixture will be damp location listed only.
EMSDPMB	For surface (ceiling) or suspension mount applications using either 3/8" threaded rod or included bail with aircraft cable or chain.
EMSEMKB	For suspension mount applications with aircraft cable or chain. Requires WLFEND2.
EMSSMB	Replacement for the standard mounting bracket that typically ships with fixture. For surface (ceiling) or suspension mount applications using included bail with aircraft cable or chain.
EMSQMB	For surface mount applications.
ETS	Not available with L24, 347, 480, HVOLT, BE6WCP, E7W2H, E10WMCP or ER controls. 120-277V only. Available with a 5 conductor dual voltage cordset (CNP165C), but not required. Utilizes IOTA ETS DR emergency lighting control device.
HVOLT	HVOLT not available with L24 and 2000LM-4000LM or L48 3000LM-4000LM. HVOLT not available with L24 and controls in any lumen package. Must specify voltage 347 or 480V.
IP69K	Requires STSL option. Not available with CNP165C or CNP165CD (any color, any size). Not available with OCS or OCS4C (all sizes). Not available with SBOR or NLTAIR APIR sensors. Not available with wet location fittings WLF, WLFEND, WLFEND2.
L24	Not available with AO, BE6WCP, E7W2H, ETS, NLTAIRER2 or ER controls. When ordered with 2000LM, 3000LM or 4000LM, HVOLT not available, must specify 347 or 480.
L48	Not available with WLFMP or WLFMP4X. When ordered with 3000LM or 4000LM, HVOLT not available, must specify 347 or 480.
L96	Not available with WLFMP or WLFMP4X.
MCRMBH16WL	Not available with WLFEND2. 2470P required when ordered with EM battery. Not NEMA4X rated.
NLTAIR2 APIRKO, NLTAIREM2 APIRKO	Not available WLFEND2. When ordered with L24, HVOLT not available, must specify 347 or 480. Not NEMA4X rated. IP65 and IP66 rated.
NLTAIRER2 APIRKO	Not available with L24, HVOLT, 347, 480, WLFEND2. 120-277V only. Not NEMA4X rated. IP65 and IP66 rated.
NLTAIR2, NLTAIREM2	When ordered with L24, HVOLT not available, must specify 347 or 480. Not NEMA4X rated. IP65 and IP66 rated.
NLTAIRER2	Not available with L24, HVOLT, 347 or 480. 120-277V only. Not NEMA4X rated. IP65 and IP66 rated.
OCS	Available in 6, 10, 15, 20, 25 feet lengths. Example: OCS10FT = 10ft long. Dry location rated; DRYLBL is required. When ordered with EM battery, 2470P is required.
OCS4C	Available in 6, 10, 15, 20, 25 feet lengths. Example: OCS4C10FT = 10ft long. Dry location rated; DRYLBL is required. Available with EM battery only.
QMB	Replaces standard surface mount bracket. For surface mount applications.
SBOR6, SBOR10 D 3V, SBOR6 P	Not available with WLFEND2. When ordered with L24, HVOLT not available, must specify 347 or 480. Not NEMA4X rated. IP65 and IP66 rated.
WLF	In addition to top mounted fittings, includes (2) Pre-drilled 7/8" holes with water tight plugs (both ends). L24 - 20 inches off-center, L48 - 48 inches off-center, L96 95.7 inches off-center. If cord is ordered, cord will exit from the end of the fixture. Not NEMA4X rated.
WLF4X	In addition to top mounted fittings, includes (2) Pre-drilled 7/8" holes with water tight plugs (both ends). L24 - 20 inches off-center, L48 - 48 inches off-center, L96 95.7 inches off-center. If cord is ordered, cord will exit from the end of the fixture.
WLFEND	Includes (1) Pre-drilled 7/8" hole with water tight plug (opposite end). If cord is ordered, cord will exit from the end of the fixture. Available with cord or sensor option. Choose only one. Not NEMA4X rated.
WLFEND2	Available with NLTAIR2, NLTAIREM2 or NLTAIRER2 (nLight air RIO only). Not available with NLTAIR2 APIRKO, NLTAIREM2 APIRKO or NLTAIRER2 APIRKO (nLight air sensors), SBOR sensors or any cord options. Not NEMA4X rated.
WLFEND24X	Available with NLTAIR2, NLTAIREM2 or NLTAIRER2 (nLight air RIO only). Not available with NLTAIR2 APIRKO, NLTAIREM2 APIRKO or NLTAIRER2 APIRKO (nLight air sensors), SBOR sensors or any cord options.
WLFEND4X	Includes (1) Pre-drilled 7/8" hole with water tight plug (opposite end). If cord is ordered, cord will exit from the end of the fixture. Available with cord or sensor option. Choose only one.
WLFMP	Not NEMA4X rated.



EMS LED

Low-Profile Enclosed and Gasketed



OPERATING CHARACTERISTICS ‡

Input Watts ‡	Length	Lumen Package	Distribution	Lens	80CRI	90CRI	80CRI	90CRI	80CRI	90CRI	80CRI	90CRI	Lumens				
					3000K		3500K		4000K		5000K						
13	L24	2000LM	MD	IMACD	2189	1849	2215	1913	2279	1952	2279	1952	Lumens				
					168	142	170	147	175	150	175	150	LPW				
				IMAFD	2170	1833	2196	1897	2259	1935	2259	1935	Lumens				
					167	141	169	146	174	149	174	149	LPW				
				IMAFI	2047	1729	2071	1789	2131	1825	2131	1825	Lumens				
					157	133	159	138	164	140	164	140	LPW				
				LPAFL	2155	1820	2180	1883	2244	1921	2244	1921	Lumens				
					166	140	168	145	173	148	173	148	LPW				
				LPPCL	2156	1821	2181	1884	2245	1922	2245	1922	Lumens				
					166	140	168	145	173	148	173	148	LPW				
				LPPFL	2176	1838	2202	1902	2265	1940	2265	1940	Lumens				
					167	141	169	146	174	149	174	149	LPW				
				20	L24	3000LM	MD	IMACD	3250	2745	3288	2840	3384	2898	3384	2898	Lumens
									163	137	164	142	169	145	169	145	LPW
								IMAFD	3222	2721	3260	2816	3354	2872	3354	2872	Lumens
									161	136	163	141	168	144	168	144	LPW
IMAFI	3039	2567	3075					2656	3164	2709	3164	2709	Lumens				
	152	128	154					133	158	135	158	135	LPW				
LPAFL	3199	2702	3237					2796	3331	2852	3331	2852	Lumens				
	160	135	162					140	167	143	167	143	LPW				
LPPCL	3201	2703	3239					2797	3332	2854	3332	2854	Lumens				
	160	135	162					140	167	143	167	143	LPW				
LPPFL	3230	2728	3268					2823	3363	2880	3363	2880	Lumens				
	162	136	163					141	168	144	168	144	LPW				
26	L24	4000LM	MD					IMACD	4370	3691	4422	3819	4550	3896	4550	3896	Lumens
									168	142	170	147	175	150	175	150	LPW
								IMAFD	4332	3659	4383	3786	4510	3862	4510	3855	Lumens
									167	141	169	146	173	149	173	148	LPW
				IMAFI	4086	3451	4134	3571	4254	3643	4254	3643	Lumens				
					157	133	159	137	164	140	164	140	LPW				
				LPAFL	4302	3633	4352	3759	4478	3835	4478	3835	Lumens				
					165	140	167	145	172	148	172	148	LPW				
				LPPCL	4304	3635	4355	3761	4481	3837	4481	3837	Lumens				
					166	140	168	145	172	148	172	148	LPW				
				LPPFL	4344	3669	4395	3796	4522	3872	4522	3872	Lumens				
					167	141	169	146	174	149	174	149	LPW				
				41	L24	6000LM	MD	IMACD	6507	5495	6583	5686	6774	5801	6774	5801	Lumens
									159	134	161	139	165	141	165	141	LPW
								IMAFD	6450	5447	6526	5637	6715	5750	6715	5750	Lumens
									157	133	159	137	164	140	164	140	LPW
IMAFI	6083	5138	6155					5316	6333	5423	6333	5423	Lumens				
	148	125	150					130	154	132	154	132	LPW				
LPAFL	6404	5409	6480					5597	6667	5710	6667	5710	Lumens				
	156	132	158					137	163	139	163	139	LPW				
LPPCL	6408	5412	6483					5600	6671	5713	6671	5713	Lumens				
	156	132	158					137	163	139	163	139	LPW				
LPPFL	6467	5462	6543					5651	6732	5765	6732	5765	Lumens				
	158	133	160					138	164	141	164	141	LPW				
LPPFL	5760	4865	5828					5034	5997	5135	5997	5135	Lumens				
	140	119	142					123	146	125	146	125	LPW				

Notes ‡	
Input Watts	120VAC.
Operating Characteristics	Absolute photometry calculated in accordance with IESNA LM-79-08 @ 25°C.



EMS LED

Low-Profile Enclosed and Gasketed



OPERATING CHARACTERISTICS ‡

Input Watts ‡	Length	Lumen Package	Distribution	Lens	80CRI	90CRI	80CRI	90CRI	80CRI	90CRI	80CRI	90CRI	Lumens
					3000K		3500K		4000K		5000K		
19	L48	3000LM	MD	IMACD	3002	2536	3038	2624	3126	2677	3126	2677	Lumens
					158	133	160	138	165	141	165	141	LPW
				IMAFD	2976	2514	3011	2601	3098	2653	3098	2653	Lumens
					157	132	158	137	163	140	163	140	LPW
				IMAFI	2807	2371	2840	2453	2922	2503	2922	2503	Lumens
					148	125	149	129	154	132	154	132	LPW
				LPAFL	2955	2496	2990	2583	3077	2635	3077	2635	Lumens
					156	131	157	136	162	139	162	139	LPW
				LPAFL	2957	2497	2992	2584	3078	2636	3078	2636	Lumens
					156	131	157	136	162	139	162	139	LPW
				LPPCL	2984	2520	3019	2608	3107	2660	3107	2660	Lumens
					157	133	159	137	164	140	164	140	LPW
				LPPFL	2658	2245	2689	2323	2767	2370	2767	2370	Lumens
					140	118	142	122	146	125	146	125	LPW
24	L48	4000LM	MD	IMACD	4017	3393	4064	3510	4182	3581	4182	3581	Lumens
					167	141	169	146	174	149	174	149	LPW
				IMAFD	3982	3363	4029	3480	4145	3550	4145	3550	Lumens
					166	140	168	145	173	148	173	148	LPW
				IMAFI	3756	3172	3800	3282	3910	3348	3910	3348	Lumens
					157	132	158	137	163	140	163	140	LPW
				LPAFL	3954	3339	4000	3455	4116	3525	4116	3525	Lumens
					165	139	167	144	172	147	172	147	LPW
				LPAFL	3956	3341	4002	3457	4118	3527	4118	3527	Lumens
					165	139	167	144	172	147	172	147	LPW
				LPPCL	3992	3372	4039	3489	4156	3559	4156	3559	Lumens
					166	141	168	145	173	148	173	148	LPW
				LPPFL	3556	3003	3598	3108	3702	3170	3702	3170	Lumens
					148	125	150	130	154	132	154	132	LPW
39	L48	6000LM	MD	IMACD	6424	5425	6499	5614	6687	5727	6687	5727	Lumens
					165	139	167	144	171	147	171	147	LPW
				IMAFD	6368	5378	6442	5565	6629	5677	6629	5677	Lumens
					163	138	165	143	170	146	170	146	LPW
				IMAFI	6006	5072	6076	5248	6252	5354	6252	5354	Lumens
					154	130	156	135	160	137	160	137	LPW
				LPAFL	6323	5340	6397	5525	6582	5637	6582	5637	Lumens
					162	137	164	142	169	145	169	145	LPW
				LPAFL	6326	5343	6400	5528	6586	5640	6586	5640	Lumens
					162	137	164	142	169	145	169	145	LPW
				LPPCL	6384	5392	6459	5579	6646	5691	6646	5691	Lumens
					164	138	166	143	170	146	170	146	LPW
				LPPFL	5687	4803	5753	4970	5920	5070	5920	5070	Lumens
					146	123	148	127	152	130	152	130	LPW
51	L48	8000LM	MD	IMACD	8413	7106	8512	7352	8759	7500	8759	7500	Lumens
					165	139	167	144	172	147	172	147	LPW
				IMAFD	8340	7044	8438	7288	8682	7435	8682	7435	Lumens
					164	138	165	143	170	146	170	146	LPW
				IMAFI	7866	6643	7958	6874	8189	7012	8189	7012	Lumens
					154	130	156	135	161	137	161	137	LPW
				LPAFL	8281	6994	8378	7237	8621	7383	8621	7383	Lumens
					162	137	164	142	169	145	169	145	LPW
				LPAFL	8285	6998	8383	7241	8626	7386	8626	7386	Lumens
					162	137	164	142	169	145	169	145	LPW
				LPPCL	8362	7062	8460	7307	8705	7454	8705	7454	Lumens
					164	138	166	143	171	146	171	146	LPW
				LPPFL	7448	6290	7535	6509	7754	6640	7754	6640	Lumens
					146	123	148	128	152	130	152	130	LPW

Notes ‡	
Input Watts	120VAC.
Operating Characteristics	Absolute photometry calculated in accordance with IESNA LM-79-08 @ 25°C.



EMS LED

Low-Profile Enclosed and Gasketed



OPERATING CHARACTERISTICS ‡

Input Watts ‡	Length	Lumen Package	Distribution	Lens	80CRI	90CRI	80CRI	90CRI	80CRI	90CRI	80CRI	90CRI	Lumens
					3000K		3500K		4000K		5000K		
63	L48	10000LM	MD	IMACD	9971	8421	10088	8714	10380	8889	10380	8889	Lumens
					158	134	160	138	165	141	165	141	LPW
				IMAFD	9884	8348	10000	8638	10290	8811	10290	8811	Lumens
					157	133	159	137	163	140	163	140	LPW
				IMAFI	9322	7873	9432	8147	9705	8311	9705	8311	Lumens
					148	125	150	129	154	132	154	132	LPW
				LPAFL	9814	8289	9929	8577	10217	8749	10217	8749	Lumens
					156	132	158	136	162	139	162	139	LPW
				LPPCL	9820	8293	9935	8581	10223	8754	10223	8754	Lumens
					156	132	158	136	162	139	162	139	LPW
				LPPFL	9910	8370	10026	8660	10317	8835	10317	8835	Lumens
					157	133	159	137	164	140	164	140	LPW
				LPPFL	8827	7455	8931	7714	9189	7869	9189	7869	Lumens
					140	118	142	122	146	125	146	125	LPW
75	L48	12000LM	MD	IMACD	11776	9945	11914	10291	12259	10498	12259	10498	Lumens
					157	133	159	137	163	140	163	140	LPW
				IMAFD	11673	9859	11810	10201	12152	10406	12152	10406	Lumens
					156	131	157	136	162	139	162	139	LPW
				IMAFI	11009	9298	11139	9621	11461	9815	11461	9815	Lumens
					147	124	149	128	153	131	153	131	LPW
				LPAFL	11591	9789	11727	10129	12066	10333	12066	10333	Lumens
					155	131	156	135	161	138	161	138	LPW
				LPPCL	11597	9794	11733	10134	12073	10338	12073	10338	Lumens
					155	131	156	135	161	138	161	138	LPW
				LPPFL	11703	9884	11841	10228	12184	10433	12184	10433	Lumens
					156	132	158	136	162	139	162	139	LPW
				LPPFL	10425	8804	10547	9110	10853	9293	10853	9293	Lumens
					139	117	141	121	145	124	145	124	LPW
53	L96	9000LM	MD	IMACD	8690	7340	8792	7594	9047	7747	9047	7747	Lumens
					164	138	166	143	171	146	171	146	LPW
				IMAFD	8614	7276	8715	7528	8968	7680	8968	7680	Lumens
					163	137	164	142	169	145	169	145	LPW
				IMAFI	8125	6862	8220	7100	8458	7243	8458	7243	Lumens
					153	129	155	134	160	137	160	137	LPW
				LPAFL	8554	7224	8654	7475	8905	7626	8905	7626	Lumens
					161	136	163	141	168	144	168	144	LPW
				LPPCL	8558	7228	8659	7479	8910	7630	8910	7630	Lumens
					161	136	163	141	168	144	168	144	LPW
				LPPFL	8637	7295	8738	7548	8992	7700	8992	7700	Lumens
					163	138	165	142	170	145	170	145	LPW
				LPPFL	7693	6498	7783	6723	8009	6858	8009	6858	Lumens
					145	123	147	127	151	129	151	129	LPW
76	L96	12000LM	MD	IMACD	12487	10547	12634	10913	13000	11133	13000	11133	Lumens
					164	139	166	144	171	146	171	146	LPW
				IMAFD	12379	10455	12524	10818	12887	11035	12887	11035	Lumens
					163	138	165	142	170	145	170	145	LPW
				IMAFI	11675	9860	11812	10203	12154	10408	12154	10408	Lumens
					154	130	155	134	160	137	160	137	LPW
				LPAFL	12291	10381	12436	10741	12796	10958	12796	10958	Lumens
					162	137	164	141	168	144	168	144	LPW
				LPPCL	12298	10386	12442	10747	12803	10963	12803	10963	Lumens
					162	137	164	141	168	144	168	144	LPW
				LPPFL	12411	10482	12556	10846	12920	11064	12920	11064	Lumens
					163	138	165	143	170	146	170	146	LPW
				LPPFL	11055	9337	11185	9661	11509	9855	11509	9855	Lumens
					145	123	147	127	151	130	151	130	LPW

Notes ‡	
Input Watts	120VAC.
Operating Characteristics	Absolute photometry calculated in accordance with IESNA LM-79-08 @ 25°C.



EMS LED

Low-Profile Enclosed and Gasketed



OPERATING CHARACTERISTICS ‡

Input Watts ‡	Length	Lumen Package	Distribution	Lens	80CRI	90CRI	80CRI	90CRI	80CRI	90CRI	80CRI	90CRI					
					3000K		3500K		4000K		5000K						
94	L96	15000LM	MD	IMACD	15528	13115	15710	13570	16166	13843	16166	13843	Lumens				
					165	140	167	144	172	147	172	147	LPW				
				IMAFD	15393	13000	15573	13452	16025	13723	16025	13723	Lumens				
					164	138	166	143	170	146	170	146	LPW				
				IMAFI	14518	12261	14688	12687	15114	12943	15114	12943	Lumens				
					154	130	156	135	161	138	161	138	LPW				
				LPAFL	15284	12909	15464	13357	15912	13626	15912	13626	Lumens				
					163	137	165	142	169	145	169	145	LPW				
				LPPCL	15292	12916	15472	13364	15920	13633	15920	13633	Lumens				
					163	137	165	142	169	145	169	145	LPW				
				LPPFL	15433	13034	15614	13487	16067	13758	16067	13758	Lumens				
					164	139	166	143	171	146	171	146	LPW				
				105	L96	18000LM	MD	IMACD	16900	14273	17098	14769	17594	15066	17594	15066	Lumens
									161	136	163	141	168	143	168	143	LPW
IMAFD	16752	14149	16949					14640	17440	14935	17440	14935	Lumens				
	160	135	161					139	166	142	166	142	LPW				
IMAFI	15800	13345	15986					13808	16449	14086	16449	14086	Lumens				
	150	127	152					132	157	134	157	134	LPW				
LPAFL	16634	14049	16830					14537	17317	14830	17317	14830	Lumens				
	158	134	160					138	165	141	165	141	LPW				
LPPCL	16643	14056	16838					14545	17327	14837	17327	14837	Lumens				
	159	134	160					139	165	141	165	141	LPW				
LPPFL	16796	14186	16993					14678	17486	14974	17486	14974	Lumens				
	160	135	162					140	167	143	167	143	LPW				
127	L96	20000LM	MD					IMACD	20400	17229	20639	17827	21237	18186	21237	18186	Lumens
									161	136	163	140	167	143	167	143	LPW
				IMAFD	20222	17079	20459	17672	21052	18027	21052	18027	Lumens				
					159	134	161	139	166	142	166	142	LPW				
				IMAFI	19072	16108	19296	16667	19855	17003	19855	17003	Lumens				
					150	127	152	131	156	134	156	134	LPW				
				LPAFL	20079	16958	20315	17547	20904	17901	20904	17901	Lumens				
					158	134	160	138	165	141	165	141	LPW				
				LPPCL	20090	16967	20325	17556	20915	17910	20915	17910	Lumens				
					158	134	160	138	165	141	165	141	LPW				
				LPPFL	20275	17123	20512	17718	21107	18075	21107	18075	Lumens				
					160	135	162	140	166	142	166	142	LPW				
				150	L96	24000LM	MD	IMACD	23714	20028	23992	20724	24688	21141	24688	21141	Lumens
									158	134	160	138	165	141	165	141	LPW
IMAFD	23507	19853	23783					20543	24472	20956	24472	20956	Lumens				
	157	132	159					137	163	140	163	140	LPW				
IMAFI	22171	18725	22431					19375	23081	19765	23081	19765	Lumens				
	148	125	150					129	154	132	154	132	LPW				
LPAFL	23342	19714	23615					20398	24300	20809	24300	20809	Lumens				
	156	131	157					136	162	139	162	139	LPW				
LPPCL	23354	19724	23628					20409	24313	20820	24313	20820	Lumens				
	156	131	158					136	162	139	162	139	LPW				
LPPFL	23569	19905	23845					20597	24536	21011	24536	21011	Lumens				
	157	133	159					137	164	140	164	140	LPW				
LPPFL	20993	17730	21240					18346	21855	18716	21855	18716	Lumens				
	140	118	142					122	146	125	146	125	LPW				

Notes ‡	
Input Watts	120VAC.
Operating Characteristics	Absolute photometry calculated in accordance with IESNA LM-79-08 @ 25°C.



EMS LED

Low-Profile Enclosed and Gasketed



LUMEN AMBIENT TEMPERATURE (LAT) MULTIPLIERS

L24		2000 LM	3000 LM	4000 LM	6000 LM
-30°C	-22°F	1.047	1.050	1.051	1.056
-20°C	-4°F	1.040	1.042	1.043	1.047
-10°C	14°F	1.032	1.033	1.034	1.038
0°C	32°F	1.024	1.025	1.025	1.027
10°C	50°F	1.015	1.015	1.016	1.017
20°C	68°F	1.005	1.005	1.005	1.006
25°C	77°F	1.000	1.000	1.000	1.000
30°C	86°F	0.995	0.995	0.995	0.994
40°C	104°F	0.984	0.984	0.983	0.982

L48		3000 LM	4000 LM	6000 LM	8000 LM	10000 LM	12000 LM
-30°C	-22°F	1.049	1.051	1.055	1.059	1.064	1.068
-20°C	-4°F	1.041	1.043	1.046	1.050	1.053	1.057
-10°C	14°F	1.033	1.034	1.037	1.040	1.042	1.046
0°C	32°F	1.024	1.025	1.027	1.029	1.031	1.033
10°C	50°F	1.015	1.015	1.017	1.018	1.019	1.020
20°C	68°F	1.005	1.005	1.006	1.006	1.006	1.007
25°C	77°F	1.000	1.000	1.000	1.000	1.000	1.000
30°C	86°F	0.995	0.995	0.994	0.994	0.993	0.993
40°C	104°F	0.984	0.983	0.982	0.981	0.980	0.978

L96		9000 LM	12000 LM	15000 LM	18000 LM	20000 LM	24000 LM
-30°C	-22°F	1.061	1.068	1.075	1.079	1.088	1.100
-20°C	-4°F	1.051	1.057	1.063	1.066	1.074	1.083
-10°C	14°F	1.041	1.045	1.050	1.052	1.058	1.066
0°C	32°F	1.030	1.033	1.036	1.038	1.042	1.048
10°C	50°F	1.018	1.020	1.022	1.023	1.026	1.029
20°C	68°F	1.006	1.007	1.008	1.008	1.009	1.010
25°C	77°F	1.000	1.000	1.000	1.000	1.000	1.000
30°C	86°F	0.994	0.993	0.992	0.992	0.991	0.990
40°C	104°F	0.980	0.978	0.976	0.975	0.973	0.969

LUMEN MAINTENANCE

Length	Lumens	0 Hrs	25000 Hrs	50000 Hrs	100000 Hrs
L24	2000	100%	92.8%	87.2%	77.0%
	3000	100%	92.8%	87.2%	77.0%
	4000	100%	92.6%	87.2%	77.1%
	6000	100%	93.0%	87.8%	78.3%

Length	Lumens	0 Hrs	25000 Hrs	50000 Hrs	100000 Hrs
L48	3000	100%	92.8%	87.2%	77.0%
	4000	100%	92.8%	87.2%	77.0%
	6000	100%	92.8%	87.2%	77.0%
	8000	100%	92.7%	87.2%	77.2%
	10000	100%	92.9%	87.5%	77.7%
	12000	100%	93.0%	87.8%	78.2%

Length	Lumens	0 Hrs	25000 Hrs	50000 Hrs	100000 Hrs
L96	9000	100%	92.8%	87.2%	77.0%
	12000	100%	92.8%	87.2%	77.0%
	15000	100%	92.6%	87.0%	76.9%
	18000	100%	92.6%	87.1%	77.1%
	20000	100%	92.8%	87.5%	77.7%
	24000	100%	92.9%	87.7%	78.1%

ADJUSTABLE OUTPUT PERFORMANCE

AO Position	Lumen Output	Wattage
1	19%	19%
2	29%	27%
3	42%	40%
4	55%	53%
5	70%	68%
6	81%	79%
7	95%	94%
8	100%	100%



Example: OCS10

Part Number	Length
OCS (3) 18AWG conductors, including ground	(blank) 6 feet
OCS4C (4) 18 AWG conductors, including ground, for use with EM batteries	10 10 feet
	15 15 feet
	20 20 feet
	25 25 feet

EMERGENCY LUMEN PERFORMANCE

Length	Lumens	BE6WCP	E7W2H	E10WMCP
L24	2,000	NA	NA	1,800
	3,000	NA	NA	1,800
	4,000	NA	NA	1,900
	6,000	NA	NA	1,900
L48	3,000	1,200	1,400	1,900
	4,000	1,200	1,400	1,900
	6,000	1,250	1,450	2,000
	8,000	1,250	1,450	2,000
	10,000	1,250	1,450	2,000
	12,000	1,250	1,450	2,000
L96	9,000	1,250	1,450	2,000
	12,000	1,400	1,600	2,200
	15,000	1,400	1,600	2,200
	18,000	1,400	1,600	2,200
	20,000	1,400	1,600	2,200
	24,000	1,400	1,600	2,200



EMS LED

Low-Profile Enclosed and Gasketed



CSA LISTED AMBIENT RATING

Size	Lumen Package	Base †		BE6WCP †		E10WLCP †		E7W2H †		E10WSTAR/E20WSTAR †	
		Surface	Suspended †	Surface	Suspended †	Surface	Suspended †	Surface	Suspended †	Surface	Suspended †
L24	2000LM	35°C	45°C	25°C	35°C	25°C	35°C	25°C	25°C	25°C	25°C
	3000LM	35°C	45°C	25°C	35°C	25°C	35°C	25°C	25°C	25°C	25°C
	4000LM	35°C	45°C	25°C	35°C	25°C	35°C	25°C	25°C	25°C	25°C
	6000LM	35°C	45°C	25°C	35°C	25°C	35°C	25°C	25°C	25°C	25°C
L48	3000LM	35°C	45°C	25°C	35°C	25°C	35°C	25°C	25°C	25°C	25°C
	4000LM	35°C	45°C	25°C	35°C	25°C	35°C	25°C	25°C	25°C	25°C
	6000LM	35°C	45°C	25°C	35°C	25°C	35°C	25°C	25°C	25°C	25°C
	8000LM	35°C	45°C	25°C	35°C	25°C	35°C	25°C	25°C	25°C	25°C
	10000LM	35°C	45°C	25°C	35°C	25°C	35°C	25°C	25°C	25°C	25°C
	12000LM	35°C	35°C	25°C	35°C	25°C	35°C	25°C	25°C	25°C	25°C
L96	9000LM	35°C	50°C	25°C	35°C	25°C	35°C	25°C	25°C	25°C	25°C
	12000LM	35°C	35°C	25°C	35°C	25°C	35°C	25°C	25°C	25°C	25°C
	15000LM	35°C	35°C	25°C	35°C	25°C	35°C	25°C	25°C	25°C	25°C
	18000LM	35°C	35°C	25°C	35°C	25°C	35°C	25°C	25°C	25°C	25°C
	20000LM	35°C	35°C	25°C	35°C	25°C	35°C	25°C	25°C	25°C	25°C
	24000LM	30°C	35°C	25°C	35°C	25°C	35°C	25°C	25°C	25°C	25°C

Notes †	
Base	Start temp -40°C.
BE6WCP	Start temp -20°C.
E7W2H	Start temp 0°C.
E10WMCP	Start temp 5°C.
E10WSTAR, E20WSTAR	Start temp 0°C.
Suspended	Installed a minimum of 6" from surface.

IK RATINGS

Type	Description	IK rating
IMAFI	Acrylic, lineal ribbed frosted lens	IK07
IMACD	Acrylic, clear deep lens	IK10
IMAFD	Acrylic, deep frosted lens	IK10
LPAFL	Acrylic, low profile frosted lens	IK10
LPACL	Acrylic, low profile clear lens	IK10
LPPCL	Polycarbonate, low profile clear lens	IK09
LPPFL	Polycarbonate, low profile frosted lens	IK09
Housing	EMS housing can withstand an IK10 level impact and not have any wires or electrical components exposed.	IK10

NEMA PLUG CONFIGURATIONS

Voltage	Straight Blade	15A Twist Lock	20A Twist Lock
MVOLT	NA	NA	NA
120	5-15P	L5-15P	L5-20P
208	NA	L6-15P	L6-20P
240	NA	L6-15P	L6-20P
277	7-15P	L7-15P	L7-20P
HVOLT	NA	NA	NA
347	NA	NA	L24-20P
480	NA	NA	L8-20P
XVOLT	NA	NA	NA
277X	NA	L7-15P	L7-20P
347X	NA	NA	L24-20P
480X	NA	NA	L8-20P

ADDITIONAL CORDSETS

Plug Option	Plug Type	Amperage	Gauge	# of conductors	Color	Location	Length
CNP	Cord only	(blank) 15 amps	(blank) 18 gauge	(blank) 3 conductors	(blank) Black	(blank) Damp	(blank) 6 feet
CP	Cord with plug	20A 20 amps	16 16 gauge	4C 4 conductors (for use with EM battery)	W White	WL Wet †	3FT 3 feet
CMC	Cord with mini change Plug †	TL Twist lock	SB Straight blade †	5C 5 conductors (for use with ETS or ER controls)	Y Yellow †		10FT 10 feet
							12FT 12 feet
RMC	Mini change receptacle	MBH Male Brad Harrison		5CD 5 conductors (for use with 0-10V dimming)			15FT 15 feet
							20FT 20 feet
							25FT 25 feet
							30FT 30 feet

Notes †	
CMC	Available in 6ft or 12ft lengths only.
SB	Not available with WL.
WL	Not available with SB.
Y	Available with CMC or RMC only.



EMS LED

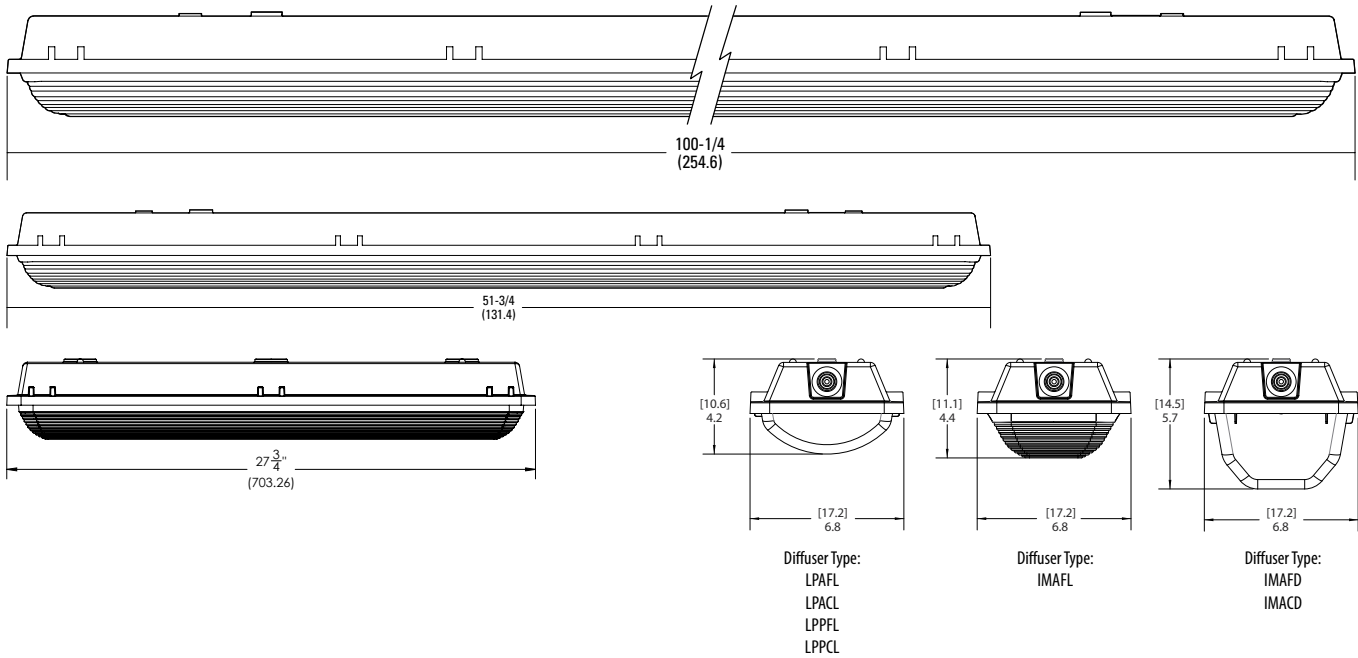
Low-Profile Enclosed and Gasketed




DIMENSIONS

Specifications subject to change without notice.
All dimensions are inches (centimeters) unless otherwise indicated.

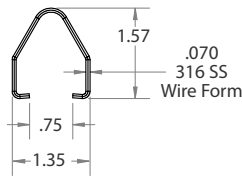
Weight (may vary with options or accessories)
EMS L24: 7.55 lbs (3.425kg)
EMS L48: 11.9 lbs (5.397kg)
EMS L96: 24.3 lbs (11.022kg)



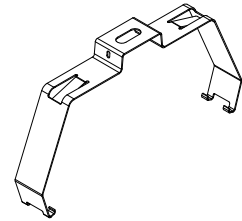
MOUNTING OPTIONS



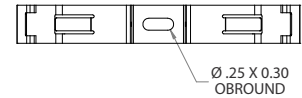
EMSDPMB
(Pair, 3/8" Threaded Rod)



Bail (Pair, Included with EMSDPMB or EMSSMB to optionally suspend the fixture)



EMSSMB
(Pair, Ships Standard with Fixture)



ACCESSORIES

CMCMBH16YWL, MCRMBH16WL, HCMRFBH16WL or HCMCFBH16YWL
(actual product may vary depending on options chosen)



EMS LED

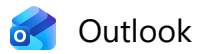
Low-Profile Enclosed and Gasketed



EMBEDDED LUMINAIRE TECHNOLOGY GUIDE

Control Type	Sensor Nomenclature	Sensor Used (click on part number to link to sensor spec sheet)	Out of the box settings					Notes	Image	
			Unoccupied Time Until Dim/Off	Dim to Off Time Delay	Occupied Dim Level	Unoccupied Dim Level	Daylighting Set Point			
Sensor Switch Embedded Controls	SBOR6	SBOR 6 OEX EB3 WH	10M	n/a	100%	0V	n/a	360° High mount sensor, (15-30' mounting heights), outdoor PIR, on/off occupancy		
	SBOR6 D 3V	SBOR 6 OEX D EB3 WH 3V	10M	2.5M	100%	30%	n/a	360° High mount sensor, (15-30' mounting heights), outdoor PIR, occupancy controlled dimming		
	SBOR6 P	SBOR 6 OEX P EB3 WH	10M	n/a	100%	0V	SFC	360° High mount standalone embedded sensor (8-15'), outdoor PIR, on/off photocell		
	SBOR10	SBOR 10 OEX EB3 WH	10M	n/a	100%	0V	n/a	360° Low mount sensor, (8-15' mounting heights), outdoor PIR, on/off occupancy		
	SBOR10 D 3V	SBOR 10 OEX D EB3 WH 3V	10M	2.5M	100%	30%	n/a	360° Low mount sensor, (8-15' mounting heights), outdoor PIR, occupancy controlled dimming		
	SBOR10 P	SBOR 10 OEX P EB3 WH	10M	n/a	100%	0V	SFC	360° Low mount sensor, (8-15' mounting heights), outdoor PIR, on/off photocell		
Sensor Switch Embedded Controls	SBOR6 ER	SBOR 6 OEX EB3 WH	ETS DR	10M	n/a	100%	0V	n/a	360° High mount sensor, (15-30' mounting heights), outdoor PIR, on/off occupancy, UL924 emergency operation, includes IOTA ETS DR, 5 conductor power input	
	SBOR6 D 3V ER	SBOR 6 OEX D EB3 WH 3V	ETS DR	10M	2.5M	100%	30%	n/a	360° High mount sensor, (15-30' mounting heights), outdoor PIR, occupancy controlled dimming, UL924 emergency operation, includes IOTA ETS DR, 5 conductor power input	
	SBOR6 P ER	SBOR 6 OEX P EB3 WH	ETS DR	10M	n/a	100%	0V	SFC	360° High mount standalone embedded sensor (8-15'), outdoor PIR, on/off photocell, UL924 emergency operation, includes IOTA ETS DR, 5 conductor power input	
	SBOR10 ER	SBOR 10 OEX EB3 WH	ETS DR	10M	n/a	100%	0V	n/a	360° Low mount sensor, (8-15' mounting heights), outdoor PIR, on/off occupancy, UL924 emergency operation, includes IOTA ETS DR, 5 conductor power input	
	SBOR10 D 3V ER	SBOR 10 OEX D EB3 WH 3V	ETS DR	10M	2.5M	100%	30%	n/a	360° Low mount sensor, (8-15' mounting heights), outdoor PIR, occupancy controlled dimming, UL924 emergency operation, includes IOTA ETS DR, 5 conductor power input	
	SBOR10 P ER	SBOR 10 OEX P EB3 WH	ETS DR	10M	n/a	100%	0V	SFC	360° Low mount sensor, (8-15' mounting heights), outdoor PIR, on/off photocell, UL924 emergency operation, includes IOTA ETS DR, 5 conductor power input	
nLight Air Embedded Controls	NLTAIR2	RIO ZT 90D G2	n/a	n/a	80%	n/a	n/a	nLight® air embedded network interface, fully programmable with Clarity+ Pro app		
	NLTAIREM2	RIO ZT EM 90D G2	n/a	n/a	80%	n/a	n/a	nLight® air embedded network interface, fully programmable with Clarity+ Pro app, UL924 emergency operation, 3 conductor power input		
	NLTAIRER2	RIO ZT 90D G2	ETS DR	n/a	n/a	80%	n/a	n/a		
	NLTAIR2 APIRKO	RSBOR 10 EB3 WH G2		7.5M	2.5M	100%	10%	50FC	nLight® air generation 2 360° low mount sensor, (8-15' heights), combined daylight and occupancy dimming, fully programmable with Clarity+ Pro app	
	NLTAIR2 APIRMKO	RSBOR 6 EB3 WH G2		7.5M	2.5M	100%	10%	50FC	nLight® air generation 2 360° high mount sensor, (15-30' heights), combined daylight and occupancy dimming, fully programmable with Clarity+ Pro app	
	NLTAIR2 APIRHKO	RSBOR 40 EB3 WH G2		7.5M	2.5M	100%	10%	50FC	nLight® air generation 2 360° high mount site/area sensor, (40' heights), combined daylight and occupancy dimming, fully programmable with Clarity+ Pro app	
	NLTAIREM2 APIRKO	RSBOR 10 EM EB3 WH G2		7.5M	2.5M	100%	10%	50FC	nLight® air generation 2 360° low mount sensor, (8-15' heights), combined daylight and occupancy dimming, fully programmable with Clarity+ Pro app, UL924 emergency operation, 3 conductor power input	
	NLTAIREM2 APIRMKO	RSBOR 6 EM EB3 WH G2		7.5M	2.5M	100%	10%	50FC	nLight® air generation 2 360° high mount sensor, (15-30' heights), combined daylight and occupancy dimming, fully programmable with Clarity+ Pro app, UL924 emergency operation, 3 conductor power input	
	NLTAIREM2 APIRHKO	RSBOR 40 EM EB3 WH G2		7.5M	2.5M	100%	10%	50FC	nLight® air generation 2 360° high mount site/area sensor, (40' heights), combined daylight and occupancy dimming, fully programmable with Clarity+ Pro app, UL924 emergency operation, 3 conductor power input	
	NLTAIRER2 APIRKO	RSBOR 10 EB3 WH G2	ETS DR	7.5M	2.5M	100%	10%	50FC	nLight® air generation 2 360° low mount sensor, (8-15' heights), combined daylight and occupancy dimming, fully programmable with Clarity+ Pro app, UL924 emergency operation, includes IOTA ETS DR, 5 conductor power input	
	NLTAIRER2 APIRMKO	RSBOR 6 EB3 WH G2	ETS DR	7.5M	2.5M	100%	10%	50FC	nLight® air generation 2 360° high mount sensor, (15-30' heights), combined daylight and occupancy dimming, fully programmable with Clarity+ Pro app, UL924 emergency operation, includes IOTA ETS DR, 5 conductor power input	
	NLTAIRER2 APIRHKO	RSBOR 40 EB3 WH G2	ETS DR	7.5M	2.5M	100%	10%	50FC	nLight® air generation 2 360° high mount site/area sensor, (40' heights), combined daylight and occupancy dimming, fully programmable with Clarity+ Pro app, UL924 emergency operation, includes IOTA ETS DR, 5 conductor power input	





wcd 27

From Chuck Gee <chuck@bandces.com>

Date Wed 4/8/2026 6:11 AM

To Josh Klug <JoshKlug@brbcontractors.com>

Purchase and install 12 lights, 2 switches, conduit, boxes and wire for the blower building relighting. \$9600.00 Chuck

**David City Wastewater Treatment Facility
JEO**

Cost Proposal: Blower Lighting
Date: 4/8/2026

Class of Work	QTY.	Unit	Unit Labor	Labor Hours	Total Labor	Unit Material	Extended Material	Equipment Cost	Sub Contract
Blower Lighting Modifications	1.00	EA			0.00				9600.00
	1.00	EA			0.00				
	1.00	EA			0.00				
	1.00	EA			0.00				
	1.00	EA			0.00				
	0.00	EA			0.00				
	1.00	EA			0.00				
	1.00	EA			0.00				
	1.00	EA			0.00				
	1.00	EA			0.00				
Sub Totals:					\$0.00		\$0.00	\$0.00	\$9,600.00

Material Sub-Total		\$0.00
Labor Sub-Total		\$0.00
Subcontractor-Total		\$9,600.00
Equipment Sub-Total		\$0.00
Sub-Total		\$9,600.00
Sub-Total Without Sub		\$0.00
Contractor's Fee	15.00%	\$0.00
Sub-Contractors Fee	10.00%	\$960.00
Sub-Total		\$10,560.00
Insurance and Bond	2.00%	\$211.20
Total		\$10,771.20

Rebar: \$540 per ton less x 2.5 tons
 Yard Hydrants (1): material + 1/2 day of labor for installation
 Tracer Wire: \$0.23/FT, approximately 5000 FT
 Fittings: additional day of labor for a four man crew

5/7/2026



To JEO and the City of David City,

Per WCD #29, BRB was asked to provide a price to remove the handrail that runs around the existing SBR by cutting the rail at the bottom of each post, grinding the area around the concrete smooth, and grouting the holes. The cost of this additional work will be \$3,401.70. If you have any questions, feel free to reach out.

Thank You,

Josh Klug
Project Manager
BRB Contractors, Inc

Street Address:
**4646 NW Fielding Rd
Topeka, KS 66618**

Phone: 785-232-1245



Fax: 785-235-8045

Mailing Address:
**PO Box 750940
Topeka, KS 66675-0940**

4/8/2026



To JEO and the City of David City,

BRB Contractors was asked to provide a cost for HVAC repairs in the blower building. After inspection, our subcontractor recommended replacing the dampers.

The cost of these modifications will be \$9,382.47. A breakdown of costs and description of the work required is attached. If you have any questions, feel free to reach out.

Thank You,
Josh Klug
Project Manager
BRB Contractors, Inc

Street Address:
**4646 NW Fielding Rd
Topeka, KS 66618**

Phone: 785-232-1245



Fax: 785-235-8045

Mailing Address:
**PO Box 750940
Topeka, KS 66675-0940**

ESTIMATE

Even Temp LLC
748 N 100 Road
BALDWIN CITY, KS 66006
(785) 218-2503

BRB Contractors
4646 NW Fielding Road
Topeka, KS 66618

Estimate #: 119
Date: 4/2/2026
Expires On: 5/2/2026

DESCRIPTION	QUANTITY	PRICE	AMOUNT
6'x6' control damper	1.00	\$4,060.00	\$4,060.00
blower building damper price includes install			
48"x32" control damper	1.00	\$3,215.00	\$3,215.00
blower building price includes install			

Project Description

this quote is for the two control dampers in
the blower building the linkage control motors
that are currently on the dampers are
obsolete. the new motors are not compatible
with what is currently there

SUBTOTAL: \$7,275.00
SALES TAX: \$0.00
TOTAL: **\$7,275.00**

**David City Wastewater Facility
JEO**

Cost Proposal: Blower Room HVAC Modifications
Date: April 8, 2026

Class of Work	QTY.	Unit	Unit Labor	Labor Hours	Total Labor	Unit Material	Extended Material	Equipment Cost	Sub Contract
HVAC Additions	1.00	EA	130.00	8.00	1040.00				7275.00
	1.00	EA			0.00				
	1.00	EA			0.00				
	1.00	EA			0.00				
	1.00	EA			0.00				
	0.00	EA			0.00				
	1.00	EA			0.00				
	1.00	EA			0.00				
	1.00	EA			0.00				
	1.00	EA			0.00				
Sub Totals:					\$1,040.00		\$0.00	\$0.00	\$7,275.00

Material Sub-Total		\$0.00
Labor Sub-Total		\$1,040.00
Subcontractor-Total		\$7,275.00
Equipment Sub-Total		\$0.00
Sub-Total		\$8,315.00
Sub-Total Without Sub		\$1,040.00
Contractor's Fee	15.00%	\$156.00
Sub-Contractors Fee	10.00%	\$727.50
Sub-Total		\$9,198.50
Insurance and Bond	2.00%	\$183.97
Total		\$9,382.47

CHANGE ORDER NO.: 10

Owner: **City of David City** Owner's Project No.:
 Engineer: **JEO Consulting Group, Inc.** Engineer's Project No.: **251034.00**
 Contractor: **BRB Contractors, Inc.** Contractor's Project No.: **NE3DAV**
 Project: **Wastewater Treatment Facility Improvements**
 Contract Name:
 Date Issued: **5/13/2026** Effective Date of Change Order: **5/13/2026**

The Contract is modified as follows upon execution of this Change Order:

Description:

This Change Order will incorporate the modifications outlined in Work Change Directive No. 25. This WCD includes installing an additional slide gate in the headworks building.

Attachments:

- 1 **WCD No. 25 - Headworks Slide Gate**

Change in Contract Price	Change in Contract Times
Original Contract Price: \$ <u>16,882,000.00</u>	Original Contract Times: Substantial Completion: <u>3/31/2026</u> Ready for final payment: <u>7/31/2026</u>
Net change from previously approved Change Orders No. 1 to No. 9: \$ <u>1,332,182.33</u>	Net change from previously approved Change Orders 1 to No. 9: Substantial Completion: <u>60 days</u> Ready for final payment: <u>60 days</u>
Contract Price prior to this Change Order: \$ <u>18,214,182.33</u>	Contract Times prior to this Change Order: Substantial Completion: <u>5/30/2026</u> Ready for final payment: <u>9/29/2026</u>
Net change for this Change Order: \$ <u>80,262.53</u>	Net change for this Change Order: Substantial Completion: <u>0 days</u> Ready for final payment: <u>0 days</u>
Contract Price incorporating this Change Order: \$ <u>18,294,444.86</u>	Contract Times with all approved Change Orders: Substantial Completion: <u>5/30/2026</u> Ready for final payment: <u>9/29/2026</u>

Recommended by Engineer (if required)

Authorized by Owner

By: Ethan Joy, P.E.
B659CABF585D4C4...
 Title: Project Manager
 Date: 5/8/2026

Mayor

Accepted by Contractor

Approved by Funding Agency (if applicable)

By: Josh Kling
BBE5252D1728416...
 Title: Project Manager
 Date: 5/8/2026

N/A

Change Order Estimate - Lump Sum Work		
JEO Project Name: Wastewater Treatment Facility Improvements		JEO Project Number: 251034.00
Owner: City of David City		Change Order Number: 10
Contractor: BRB Contractors, Inc.		Effective Date: May 13, 2026
Item		Change Order Information
Specification Section No.	Description	Scheduled Value
	WCD No. 25 - Headworks Slide Gate	\$80,262.53
		\$0.00
		\$0.00
		\$0.00
		\$0.00
		\$0.00
		\$0.00
		\$0.00
		\$0.00
		\$0.00
		\$0.00
Total:		\$80,262.53

5/7/2026



To JEO and the City of David City,

Per WCD #25, BRB was asked to provide a slide gate in the headworks building to keep water out of the bypass channel. The work will include bypass pumping to temporarily divert water, installation of a new Whipps 923-C stainless steel slide gate. The work will likely require remobilization after project completion given the lead time of the gates. The cost of this work would be \$80,262.53. If you have any questions, feel free to reach out.

Thank You,

Josh Klug
Project Manager
BRB Contractors, Inc

Street Address:
**4646 NW Fielding Rd
Topeka, KS 66618**

Phone: 785-232-1245



Fax: 785-235-8045

Mailing Address:
**PO Box 750940
Topeka, KS 66675-0940**



Work Change Directive

WORK CHANGE DIRECTIVE NO. | 25
DATE | 3/19/2026
PROJECT | Wastewater Treatment Facility Improvements
JEO PROJECT NO. | 251034.00
LOCATION | David City, NE
OWNER | City of David City, NE
CONTRACTOR | BRB Contractors, Inc.

You are directed to proceed promptly with the following change(s):

Description Change to the scope of work to install an additional slide gate in the headworks building.

Purpose of Change Directive Change is to keep water out of the bypass channel during normal operation.

Attachment(s) _____

If claim is made that the above changes have affected Contract Price or Contract Times, any claim for a Change Order based thereon will involve one or more of the following methods of determining the effect of the changes:

Method of Determining Change in Contract Price

- Unit Prices
- Lump Sum
- Other N/A

Method of Determining Change in Contract Times

- CONTRACTOR's Records
- ENGINEER's Records
- Other N/A

Estimated Increase (Decrease) in Contract Price

\$ TBD

Estimated Increase (Decrease) in Contract Times

0 Days

If the change involves an increase, the estimated amount is not to be exceeded without further authorization.

Recommended:

Authorized:

Accepted:

ENGINEER

OWNER

CONTRACTOR

Date

Date

Date

cc: Project Manager, Resident Project Representative, Contractor, Owner




RE: David City WWTF - WCD No. 25 - Headworks Slide Gate

From Caylin Stansberry <cstansberry@vessco.com>

Date Fri 4/10/2026 5:25 PM

To Josh Klug <JoshKlug@brbcontractors.com>

 4 attachments (1 MB)

36796-Quotation.pdf; WCD No. 25 - Headworks Slide Gate.pdf; 41. 10-AS-10_ HEADWORKS BUILDING SECTION Rev.1.pdf; BC-921-2508 Model (1).pdf;

Josh, I did hear back on this.

Checking in with Whipps' engineering team, and they strongly advised against doing a slide gate. Based on the size (36 x 66), it would be extremely difficult to operate—requiring close to 2,000 lbs to pull out. While it might be possible to pull it out initially, getting it back into place would be highly impractical.

They also noted that there wouldn't be much cost savings compared to a slide gate, since the only real difference in materials is the gearbox, operating stem, and a small portion of the frame and yoke.

Because of this, they wouldn't recommend going the stop gate route. Instead, I've attached options for a slide gate or stop logs—both of which would be much more practical and workable solutions for this setup.

OPTION 1: 33" Wide x 66" High - Model 923C Self Contained Stainless Steel Slide Gate
\$42,231

OPTION 2: Model 509 Stop Log Assembly (AL6061 T6)
\$53,825

Take a look and let me know your thoughts. If it'd be beneficial to get all parties together to discuss, I am more than happy to pull a meeting together as well.

Caylin Stansberry | Project Manager

w: 763-333-7051 | cstansberry@vessco.com

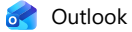
8217 Upland Circle, Chanhassen, MN 55317

Vessco Inc. | [Celebrating Over 45 Years of Clean Water](#)



From: Josh Klug <JoshKlug@brbcontractors.com>

Sent: Tuesday, April 7, 2026 7:30 AM



RE: David City WWTF - WCD No. 25 - Headworks Slide Gate

From Caylin Stansberry <cstansberry@vessco.com>
 Date Tue 4/21/2026 3:12 PM
 To Josh Klug <JoshKlug@brbcontractors.com>

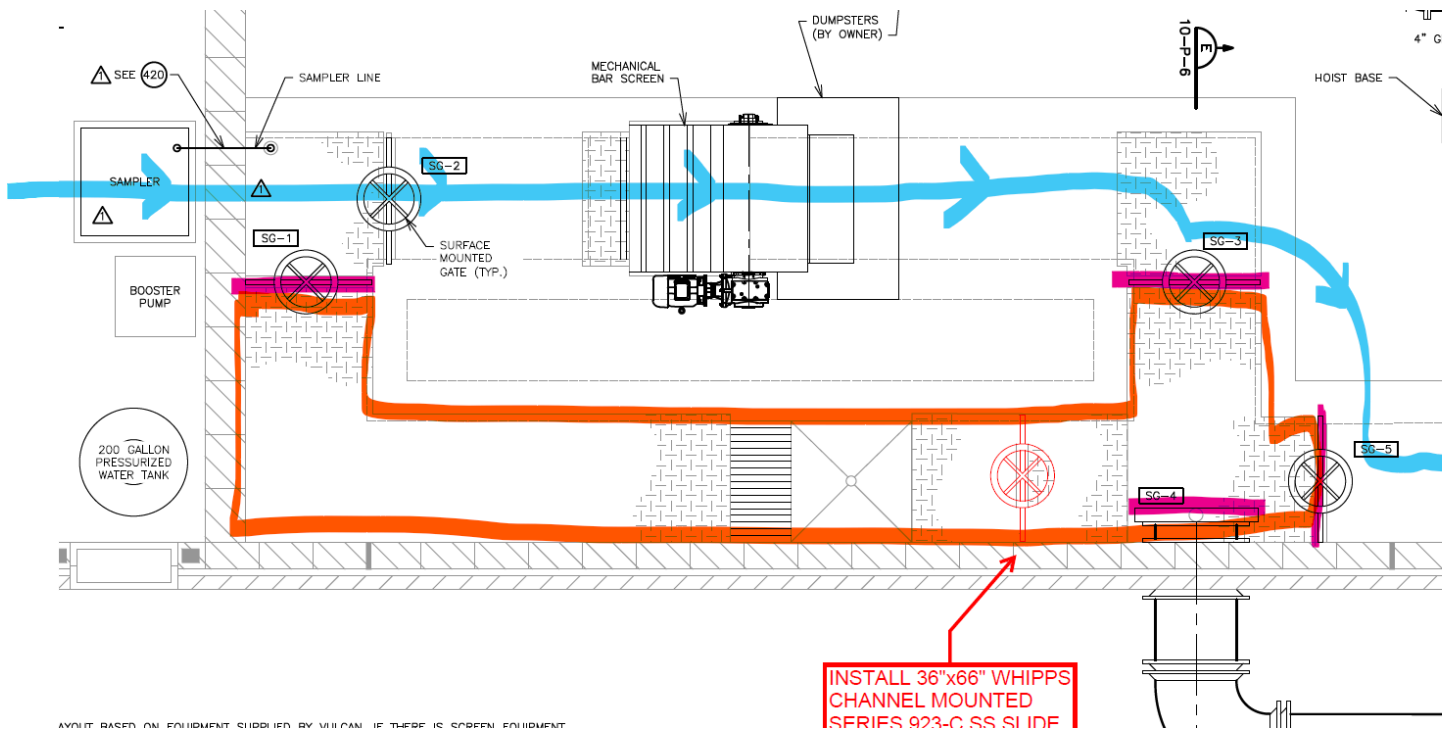
Josh, I heard back this afternoon. Please see the below.

They reviewed several alternative approaches (including alternate seals, a frameless gate design, sandbags, etc.), but are not comfortable proceeding with those options. Their recommendation is to isolate that portion of the chamber and install the gate using a more conventional approach.

Mellen's engineering team, proposed the following sequence that they feel would best accomplish the goal of the WCD.

- 1) Close slide gates # SG-1, 3, 4 & 5. This would essentially isolate the section where the new gate would be installed.
- 2) Use an appropriately sized trash pump to leapfrog from SG-3's location, just past SG-5. This allows them to maintain flow, without shutting down the main bar screen.
- 3) They would still need to pump out water where the new gate would be installed, before installing/grouting the new gate.

Note: We have not evaluated for safety, or de-watering requirements, or trash pump sizing. If they concur, the engineer will likely need to evaluate those items separately.



Caylin Stansberry | Project Manager
 w: 763-333-7051 | cstansberry@vessco.com

8217 Upland Circle, Chanhassen, MN 55317
 Vessco Inc. | Celebrating Over 45 Years of Clean Water



From: Josh Klug <JoshKlug@brbcontractors.com>
 Sent: Friday, April 17, 2026 2:12 PM
 To: Caylin Stansberry <cstansberry@vessco.com>
 Subject: Re: David City WWTF - WCD No. 25 - Headworks Slide Gate

Cailyn,

Thank you for this information. One question on this: this would go in the headworks building in a place where we cannot stop flow. As such, it will need to be top mounted. Do these require an empty channel? If so, we will need to rethink options.

Thanks,

QUOTATION



370 South Athol Road
Athol, MA 01331
Phone : 978-249-7924
Fax : 978-249-3072

April 2, 2026

Please Reply To :
Mellen & Associates, INC
4224 Hocker Drive
Independence, Missouri 64055

Quotation No. 36796 - Version 1

Subject : WWTP Additional Equipment
David City, Nebraska
Expires : Tuesday, June 9, 2026

Bidding Contractors :

We are pleased to offer the following quotation for

Option A: Model 923-C Slide Gate

Item No 1

Quantity :	One (1)
Gate Size - Model :	33" Wide x 66" High - Model 923C Self Contained Stainless Steel Slide Gate
Invert To Floor :	8.5 ft
Max Design Head :	5.5 ft seating - 5.5 ft unseating
Description :	The upward opening stainless steel slide gate will have the following features : SS316L construction; UHMW side seals and a neoprene invert seal; The single operating stem will be SS316L with a plastic stem cover.
Mounting Style :	Wall mounted inside existing channel with non-shrink grout and SS anchor studs.
Lifting Mechanism :	Yoke mounted hand wheel operator.
Anchor Bolts :	1/2" anchor studs and nuts included.

Option B: Aluminum Stop Logs with in-channel 316SS Frame

Item No 2

Tag No.

Quantity :	See below
Model :	Model 509 Stop Log Assembly (AL6061 T6)
Invert To Floor :	8.5 ft
Max Design Head :	5.5 ft seating - 0 ft unseating
Description :	The Series 509 stop log assembly consists of the following items : Six (6) 33"W x 12"H single seal (AL6061 T6) stop logs. One (1) guide 33"W x 102"H (in channel guide / in channel invert) (SS316). One (1) standard lifter 33"W (SS304).
Mounting Style :	Wall mounted inside existing channel with non-shrink grout and SS anchor studs.
Lifting Mechanism :	Series 509 stop log standard lifter.
Anchor Bolts :	1/2" anchor studs and nuts included.

WATER CONTROL GATES

This quotation represents our best interpretation of the information provided. Any subsequent changes may result in a price change.

Whipps Inc. is ISO 9001:2015 certified. Whipps Inc. complies with Buy America, AIS and BABA requirements. Whipps, Inc. unequivocally disclaims any liability associated with the electrical operators required for the project, especially those suppliers explicitly designated and named in the contract specifications.

INCLUDED: Submittal drawings and O&M manuals.

EXCLUDED: Field Measurements, Installation, grout, deck sleeves, blind flanges, mastic, lubricant, control panels, instrumentation, wiring and epoxy capsules for anchor bolts.

DURATION: Our price is held firm for 60 days from the bid date listed on Page 1. Please contact our local representative for updated pricing after 60 days.

FORCE MAJEURE: Whipps Inc, shall not be considered in default in the performance of its obligations under this agreement to the extent that the performance of such obligations is prevented or delayed by an event or circumstance of Force Majeure, including without limitation: strike, labor disputes, civil commotion, rebellion, invasion, epidemic, hostilities, war, embargo, natural disaster, act of God, fire, sabotage, loss and destruction of property, changes in laws, regulations or orders, absence of necessary orders or permits of any kind which have been applied for, other events beyond the reasonable control of the affected party, or a situation which the affected party was unable to prevent or overcome despite the exercise of due diligence and best efforts by it.

PAYMENT TERMS: Payment terms are net 30 days with no retainer allowance. Interest will be charged on amounts past due at 1-1/2% per month.

SPARE PARTS: No spare parts are included.

TAXES: Taxes, duties and tariffs are not included in this quotation. Sales tax is not included in our Total Price. However, Whipps, Inc. is registered to collect sales tax in the states of California, Florida, Maryland and Massachusetts.

DELIVERIES: **The standard delivery of submittal drawings is 3-4 weeks after receipt of written purchase order. The equipment will ship 16-18 weeks after receipt of approved submittal drawings.** We will make every effort to coordinate our engineering and manufacturing schedule with your construction schedule. Please contact our local representative for expedited or extended delivery dates.


FREIGHT: **The price quoted is F.O.B. our factory in Athol, Massachusetts with freight allowed to jobsite.** Partial shipments may be provided upon request for an additional charge. Price includes shipment via common carrier. Price does not include unloading at job site.

VOLUME DISCOUNT DISCLAIMER: The price shown reflects a volume discount for the quantity quoted. Please contact our local representative if you need to order a different quantity than the number shown herein and we will send a revised quotation.

FIELD SERVICE: **Field service is not included by Whipps.** Field service is available at \$1,750 per day plus actual travel and maintenance expenses. Sundays and holidays the rate is \$2,500 per day plus expenses. Three weeks advance notice in writing is required for field service.

OPERATION AND MAINTENANCE MANUALS : Whipps, Inc. manuals are produced project specific. Our manual is set up in a manner designed for the user to easily comprehend information relating to our gates. This is our standard structured document representing the Whipps, Inc. products. Whipps, Inc. reserves the right to deviate from what is listed in the Project Specifications should Whipps, Inc. determine that specific provisions add little or no value to the Manual.

Sincerely,
Garrick Bassett
Whipps, Inc.
370 South Athol Road
Athol, MA 01331
Phone : 978-249-7924
Fax : 978-249-3072

ENGINEER'S FINAL OPINION OF PROBABLE COST		
Project Name:	6th Street WM and WTP FM	
Project Location:	David City, NE	
JEO Project No.:	251298.00	Date Prepared: May 12, 2026

ESTIMATE OF QUANTITIES					
Item #	Description	Unit	Quantity	Unit Price	Total

GROUP A - WATER MAIN					
1.	Mobilization	LS	1	\$75,000.00	\$75,000
2.	Bonding and Insurance	LS	1	\$30,000.00	\$30,000
3.	4" PVC Water Main, DR 18	LF	28	\$50.00	\$1,400
4.	8" PVC Water Main, DR 18, RJ, Directionally Bored	LF	4,167	\$100.00	\$416,700
5.	8" PVC Water Main, DR 18	LF	84	\$80.00	\$6,720
6.	10" PVC Water Main, DR 18	LF	35	\$90.00	\$3,150
7.	8" Gate Valve and Box, MJ	EA	19	\$3,000.00	\$57,000
8.	10" Gate Valve and Box, MJ	EA	2	\$4,500.00	\$9,000
9.	8" 45° Bend, MJ	EA	6	\$750.00	\$4,500
10.	10" 45° Bend, MJ	EA	2	\$950.00	\$1,900
11.	4" 90° Bend, MJ	EA	7	\$550.00	\$3,850
12.	10" 90° Bend, MJ	EA	1	\$1,000.00	\$1,000
13.	4" x 4" x 4" Tee, MJ	EA	3	\$700.00	\$2,100
14.	8" x 6" x 8" Tee, MJ	EA	9	\$1,100.00	\$9,900
15.	8" x 8" x 8" Tee, MJ	EA	3	\$1,200.00	\$3,600
16.	10" x 8" x 10" Tee, MJ	EA	1	\$1,400.00	\$1,400
17.	10" x 10" x 10" Tee, MJ	EA	1	\$1,500.00	\$1,500
18.	12" x 8" x 12" Tee, MJ	EA	2	\$1,500.00	\$3,000
19.	8" x 4" Reducer, MJ	EA	5	\$500.00	\$2,500
20.	10" x 8" Reducer, MJ	EA	1	\$550.00	\$550
21.	8" Cross, MJ	EA	3	\$1,000.00	\$3,000
22.	8" Cap, MJ	EA	4	\$400.00	\$1,600
23.	Connect to Existing Water Main	EA	12	\$1,500.00	\$18,000
24.	Water Main Removals and Abandonments	LS	1	\$10,000.00	\$10,000
25.	1" Curb Stop and Box	EA	50	\$850.00	\$42,500
26.	8" x 1" Saddle	EA	49	\$300.00	\$14,700
27.	12" x 1" Saddle	EA	1	\$400.00	\$400
28.	1" Corporation Stop	EA	50	\$350.00	\$17,500
29.	1" PE Water Service (SDR 9)	LF	5,534	\$20.00	\$110,680
30.	Bore Water Service Line	LF	4,178	\$15.00	\$62,670
31.	Abandon Existing Water Service	EA	50	\$300.00	\$15,000
32.	Connect to Existing Water Service	EA	50	\$500.00	\$25,000
33.	Remove Pavement	SY	597	\$20.00	\$11,940
34.	5" Concrete Driveway	SY	313	\$80.00	\$25,040
35.	7" Concrete Pavement	SY	284	\$100.00	\$28,400
36.	Remove Concrete Sidewalk	SF	2,337	\$4.00	\$9,348
37.	4" Concrete Sidewalk	SF	2,337	\$12.00	\$28,044
38.	Remove & Replace Brick Pavers	SY	26	\$200.00	\$5,200
39.	Remove & Relocate Light Pole	EA	2	\$2,000.00	\$4,000
40.	Temporary Traffic Control	LS	1	\$5,000.00	\$5,000
41.	Seeding, Fertilizer and Mulch	LS	1	\$10,000.00	\$10,000
41.	Private Owner Landscaping/Fencing Restoration	LS	1	\$15,000.00	\$15,000
Construction Subtotal				Group A	\$1,097,800
Contingency				10%	\$109,780
Total Opinion of Construction Cost - Group A					\$1,207,580

GROUP B - FIRE HYDRANTS					
1.	6" Fire Hydrant Assembly	EA	9	\$8,500.00	\$76,500
Construction Subtotal				Group B	\$76,500
Contingency				10%	\$7,650
Total Opinion of Construction Cost - Group B					\$84,150
Construction Subtotal - Groups A & B				Base Bid	\$1,291,730.00

GROUP C - FORCE MAIN

1.	Mobilization	LS	1	\$25,000.00	\$25,000	
2.	Bonding and Insurance	LS	1	\$10,000.00	\$10,000	
2.	8" PVC Force Main, SDR 26, RJ, Directionally Bored	LF	2,601	\$100.00	\$260,100	
3.	8" PVC Force Main, SDR 26	LF	153	\$60.00	\$9,180	
4.	8" 90° Bend, MJ	EA	3	\$700.00	\$2,100	
5.	8" 45° Bend, MJ	EA	4	\$700.00	\$2,800	
6.	Remove Pavement	SY	153	\$20.00	\$3,060	
7.	6" Concrete Pavement	SY	153	\$80.00	\$12,240	
8.	Remove Gravel Aggregate	SY	165	\$50.00	\$8,250	
9.	Gravel Aggregate	SY	165	\$60.00	\$9,900	
10.	Geosynthetic Clay Liner	LF	60	\$50.00	\$3,000	
11.	Connect to Existing Manhole	EA	1	\$3,000.00	\$3,000	
12.	Remove Existing Sanitary Sewer	LF	60	\$20.00	\$1,200	
13.	Backwash Manhole Improvements	LS	1	\$10,000.00	\$10,000	
14.	Seeding, Fertilizer and Mulch	LS	1	\$1,000.00	\$1,000	
				Construction Subtotal	Group C	\$360,830
				Contingency	10%	\$36,090
				Total Opinion of Construction Cost - Group C		\$396,920
				Construction Subtotal - All Groups	Base Bid	\$1,535,130.00
				Contingency		\$153,520.00
				Total Opinion of Construction Cost - All Groups		\$1,688,650.00

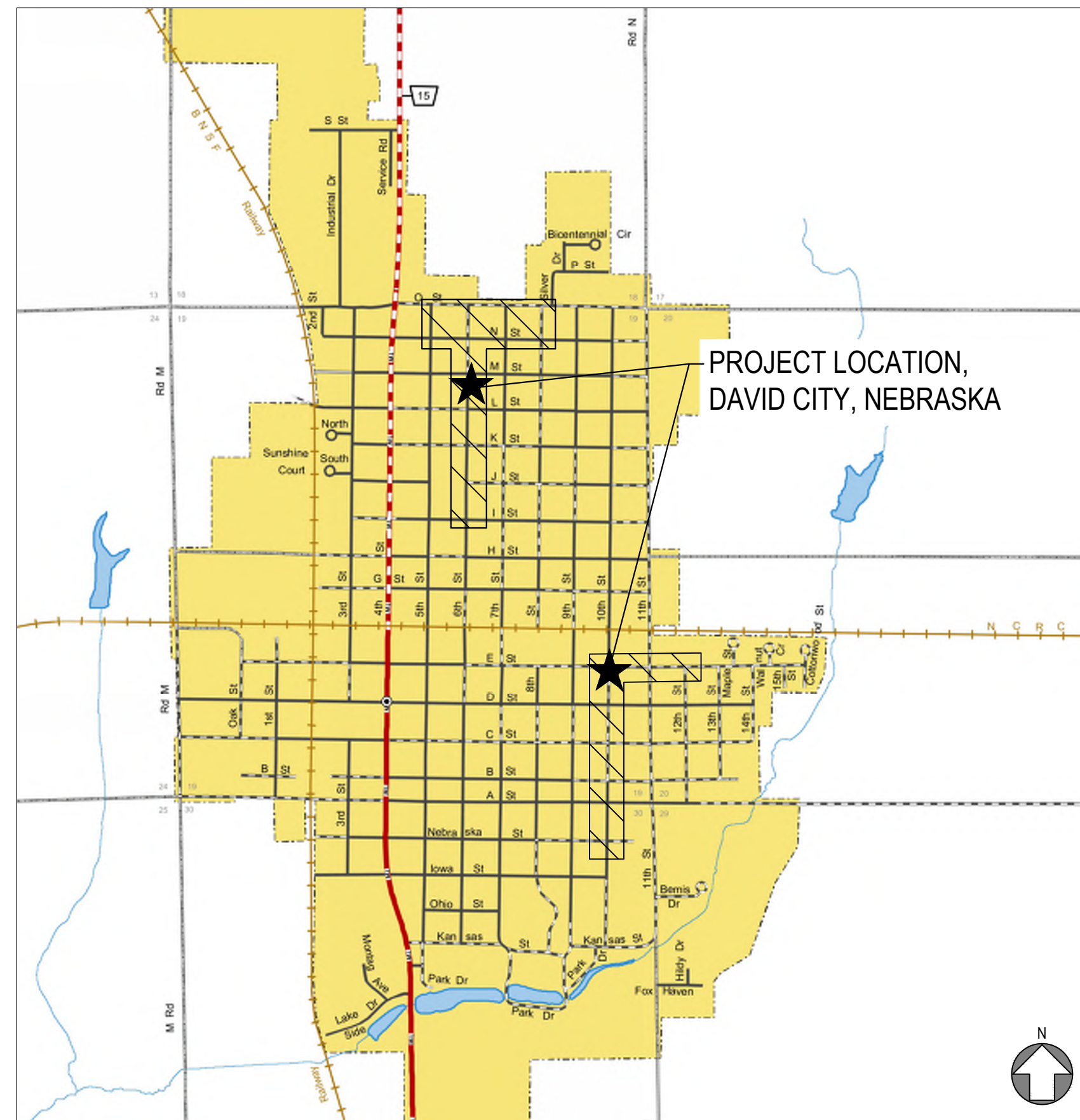
JEO Consulting Group Inc.'s (JEO) Opinions of Probable Cost provided for herein are to be made on the basis of JEO's experience and qualifications and represent JEO's best judgment. However, since JEO has no control over the cost of labor, materials, equipment, or services furnished by others, or over the Contractor's methods of determining prices, or over competitive bidding or market conditions, JEO cannot and does not guarantee that proposals, bids, or actual construction cost will not vary from Opinions of Probable Cost prepared by JEO.

2025 N 6TH STREET WATER MAIN IMPROVEMENTS AND WATER TREATMENT PLANT BACKWASH FORCE MAIN

CITY OF DAVID CITY
 490 E STREET, P.O. BOX 191
 DAVID CITY, NE 68632

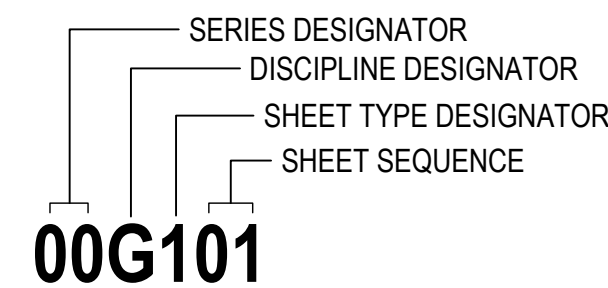
JEO PROJECT NO.: 251298.00

LOCATION MAP



SCALE: N.T.S.

SHEET IDENTIFICATION



SERIES DESIGNATOR	DISCIPLINE DESIGNATOR	SHEET TYPE DESIGNATOR
00 GENERAL	G GENERAL	0 GENERAL
10 6TH STREET PP	V SURVEY	1 PLANS AND COMBINATION PLAN & PROFILE
20 N STREET PP	X DEMOLITION	2 ELEVATIONS AND PROFILES
30 5TH STREET PP	C CIVIL	3 SECTIONS
40 8TH STREET PP	S STRUCTURAL	4 LARGE SCALE VIEWS
50 9TH STREET PP	A ARCHITECTURAL	5 DETAILS
60 WATER SERVICE PLAN	D PROCESS	6 SCHEDULES AND DIAGRAMS
70 FORCE MAIN PP	M MECHANICAL AND PLUMBING	7 NOT USED
	E ELECTRICAL	8 NOT USED
		9 3D REPRESENTATIONS

CONTACTS

OWNER:



Address:
 490 E. STREET, P.O. BOX 191
 DAVID CITY, NE 68632

Contact Info:
 ALAN ZAVODNY
 CITYADMINISTRATOR@DAVIDCITYNE.GOV
 P: 402.367.3135

COORDINATING PROFESSIONAL:



JEO CONSULTING GROUP

Address:
 ETHAN JOY, PE
 1909 DAKOTA AVENUE
 SOUTH SIOUX CITY, NE 68776

Contact Info:
 ETHAN JOY, PE
 EJOY@JEO.COM
 P: 402.494.7019

I, ETHAN JOY, PE, am the coordinating professional on the David City Water Main Replacement project.

CIVIL ENGINEER:



JEO CONSULTING GROUP

Address:
 ETHAN JOY, PE
 1909 DAKOTA AVENUE
 SOUTH SIOUX CITY, NE 68776

Contact Info:
 ETHAN JOY, PE
 EJOY@JEO.COM
 P: 402.494.7019

UTILITIES

WATER:



Contact Info:
 DAN SOBOTA, DAVID CITY UTILITIES
 DCWATERSUP@DAVIDCITYNE.GOV
 P: 402.367.9764

SEWER:



Contact Info:
 DAN SOBOTA, DAVID CITY UTILITIES
 DCWATERSUP@DAVIDCITYNE.GOV
 P: 402.367.9764

ELECTRIC:



Contact Info:
 PAT HOEFT, DAVID CITY ELECTRIC
 PHOEFT@DAVIDCITYNE.GOV
 P: 402.367.3197

TELEPHONE:



Contact Info:
 WINDSTREAM COMMUNICATIONS
 P: 1.833.815.1183

GAS:



Contact Info:
 BLACK HILLS ENERGY
 BRYSON CALLIES
 BRYSON.CALLIES@BLACKHILLSCORP.COM
 P: 531.350.0601

INDEX OF SHEETS

SHEET NO.	SHEET NAME
00G001	COVER SHEET
00G002	SYMBOLS SHEET
00V101	WATER MAIN HORIZONTAL ALIGNMENT AND CONTROL
00V102	FORCE MAIN HORIZONTAL ALIGNMENT AND CONTROL
00C101-00C102	EXISTING WATER SERVICE PLAN
10C201-10C205	6TH STREET WATER MAIN PLAN AND PROFILE
20C201-20C202	N STREET WATER MAIN PLAN AND PROFILE
30C201	5TH STREET WATER MAIN PLAN AND PROFILE
40C201	8TH STREET WATER MAIN PLAN AND PROFILE
50C201	9TH STREET WATER MAIN PLAN AND PROFILE
60C101-60C108	PROPOSED WATER SERVICE PLAN
70C201-70C206	FORCE MAIN PLAN AND PROFILE
00D501-00D504	CIVIL DETAILS



JEO CONSULTING GROUP

1937 N CHESTNUT ST
 WAHOO, NE 68066
 800.723.8567 | jeo.com

ORGANIZATION CERTIFICATE OF
 AUTHORIZATION NUMBER: CA-0069



05/13/2026
 ETHAN JOY, PE
 E-12024

ISSUE

MARK	DATE	DESCRIPTION
FD	05/13/2026	100% SUBMITTAL

2025 N 6TH STREET WATER MAIN IMPROVEMENTS AND WATER TREATMENT PLANT BACKWASH FORCE MAIN

CITY OF DAVID CITY
 490 E STREET, P.O. BOX 191
 DAVID CITY, NE 68632

JEO PROJECT NO.: 251298.00
DRAWN BY: ADP/TAH
QA/QC: RSP

Additional Project Info:

SCALES SHOWN FOR 22"x34" SHEET
 VERIFY SCALE FOR REDUCED OR PRINTED COPIES



COVER

00G001

LINESTYLES

ITEM	SYMBOL
BREAK LINE	
CABLE TELEVISION	--- UTV --- UTV ---
CABLE TV (NS)	<UTV> --- <UTV> ---
CENTERLINE OF ROAD	=====
CONTOUR MINOR (EX)	--- 1202 ---
CONTOUR MAJOR (EX)	--- 1200 ---
CONTOUR MINOR (EX, SCREENED)	--- 1202 ---
CONTOUR MAJOR (EX, SCREENED)	--- 1200 ---
CONTOUR MINOR (PR)	--- 1202 ---
CONTOUR MAJOR (PR)	--- 1200 ---
LIMITS OF CONSTRUCTION	--- LOC --- LOC ---
CULVERT	--- ST --- 1S --- ST --- 1S ---
ELECTRIC (OVHD)	--- OHE --- OHE ---
ELECTRIC (OVHD, NS)	--- <OHE> --- <OHE> ---
ELECTRIC (UGND)	--- UGE --- UGE ---
ELECTRIC (UGND, NS)	--- <UGE> --- <UGE> ---
FENCE (WOODEN)	--- □ --- □ --- □ --- □ ---
FENCE (WIRE OR UNKNOWN)	--- x --- x --- x --- x ---
FENCE (CHAINLINK)	--- ○ --- ○ --- ○ --- ○ ---
FENCE (SECURITY)	--- △ --- △ --- △ --- △ ---
FIBER OPTIC LINE	--- FO --- FO ---
FIBER OPTIC LINE (NS)	--- <FO> --- <FO> ---
FLOWLINE (BREAKLINE)	--- ---
GAS LINE	--- G --- G ---
GAS LINE (NS)	--- <G> --- <G> ---
GUARDRAIL	--- ○ ○ ○ ○ ○ ○ ○ ○ ○ ○ ○ ○ ○ ○ ---
PROPERTY BOUNDARY	=====
PROPERTY LOT LINES (PR)	=====
PROPERTY LOT LINES (EX)	=====
PROPERTY LINES (NS)	=====
RIGHT-OF-WAY LINE	--- ROW --- ROW ---
RAILROAD RIGHT-OF-WAY	--- RR ROW --- RR ROW ---
RAILROAD TRACKS	--- + + + + + ---
RETAINING WALL	=====
SANITARY SEWER (EX)	--- 8" SAN ---
SANITARY SEWER (NS)	--- <SAN> --- <SAN> ---
SANITARY SEWER (PR)	--- 8" SAN --- 8" SAN ---
SAN SEWER FORCE MAIN (EX)	--- 8" FM --- 8" FM ---
SAN SEWER FORCE MAIN (PR)	--- 8" FM --- 8" FM ---
STORM SEWER (EX)	--- ST --- 12" ST --- ST --- (OFFSET TO PIPE SIZE)
STORM SEWER (NS)	--- <ST> --- <ST> ---
STORM SEWER (PR)	--- 12" ST --- (OFFSET TO PIPE SIZE)
TELEPHONE LINE (UGND)	--- UGT --- UGT ---
TELEPHONE LINE (UGND, NS)	--- <UGT> --- <UGT> ---
TELEPHONE LINE (OVHD)	--- OHT --- OHT ---
TELEPHONE LINE (OVHD, NS)	--- OHT --- OHT ---
TERRACE	--- ∇ --- ∇ --- ∇ --- ∇ ---
CROPLINE	--- ∇ --- ∇ ---
TRAVELED WAY	=====
WATER (EX)	--- 6" W --- 6" W ---
WATER (NS)	--- <W> --- <W> ---
WATER (PR)	--- 6" W --- 6" W ---
FIRE SERVICE	--- 6" F --- 6" F ---
EXISTING	EX
EXISTING, NOT-SURVEYED	NS
PROPOSED	PR
OVERHEAD	OVHD
UNDERGROUND	UGND

COMMON HATCHING

ITEM	HATCH
ASPHALT PAVEMENT (EX)	
CONCRETE PAVEMENT (EX)	
GRAVEL (EX)	
BRICK PAVEMENT (EX)	
ASPHALT PAVEMENT (PR)	
CONCRETE PAVEMENT (PR)	
CONCRETE SIDEWALK (PR)	
GRAVEL (PR)	
BRICK PAVEMENT (PR)	
RIP RAP	
SEEDING	
MATTING	
UNDISTURBED EARTH	
EARTH	
GRANULAR FILL	
SAND MORTAR, PLASTER	
CONCRETE	
BRICK	
CONCRETE BLOCK	
METAL	
WOOD FRAMING	
WOOD FRAMING INTERRUPTED MEMBER	
BATT INSULATION	
RIGID INSULATION	

UTILITIES

ITEM	SYMBOL
STORM SEWER	
CURB INLET	
GRATE INLET	
CATCH BASIN	
STORM SEWER MANHOLE	
SANITARY	
CLEANOUT	
SEPTIC TANK	
SANITARY MANHOLE	
POWER, ELECTRICAL, LIGHT, AND TRAFFIC	
AIR CONDITIONING UNIT	
ANTENNA	
ANCHOR POLE/POST	
GUY POLE	
GUY WIRE ANCHOR	
ELECTRICAL HIGHLINE TOWER (METAL OR CONCRETE)	
POWER POLE (EXISTING)	
POWER POLE (PROPOSED)	
POWER (ELEC) PEDESTAL	
POWER (ELEC) PULL BOX OR MANHOLE	
POWER (ELEC) METER	
LIGHT POLE	
TRAFFIC SIGNAL	
TRAFFIC SIGNAL BOX	
TELEVISION PEDESTAL	
TELEVISION MANHOLE	
WATER	
WATER MANHOLE	
WATER VALVE	
WATER SHUT OFF OR CURB STOP	
WELL	
WATER METER	
WATER METER PIT	
YARD HYDRANT	
WATER ELEVATION	
WATER TOWER	
FIRE HYDRANT (EXISTING)	
FIRE HYDRANT (PROPOSED)	
FIRE HYDRANT IN PROFILE	
WATER FITTINGS	
11- 1/4"	
22- 1/2"	
45°	
90°	
CROSS	
PLUG	
REDUCER	
TEE	
GAS	
GAS METER	
GAS MANHOLE	
GAS FILL PIPE	
GAS PUMP	
GAS VALVE	
GAS VENT	
TELEPHONE	
FIBER OPTICS PULL BOX	
TELEPHONE POLE	
TELEPHONE PULL BOX OR MANHOLE	
TELEPHONE PEDESTAL	
MANHOLE (NON-SPECIFIC)	
UNDERGRND STORAGE TANK	
VALVE (NON-SPECIFIC)	

SITE & SIGNAGE

ITEM	SYMBOL
SIGN	
BARRICADE	
ROAD SIGNS	
COUNTY ROAD	
INTERSTATE HIGHWAY	
STATE HIGHWAY	
U.S. HIGHWAY	
MILE MARKER POST	
RIGHT OF WAY MARKER	
RAILROAD CROSSING SIGNAL	
RAILROAD SWITCH	
FLAG POLE	
MAILBOX	
PROPANE TANK	
SATELLITE TV DISH	
WINDMILL	

CONTROL & ELEVATION

ITEM	SYMBOL
BENCHMARK	
CONTROL POINT (NON-PROPERTY)	
MONUMENT FOUND (PROPERTY)	
MONUMENT SET	
TEMPORARY POINT	
TEST BORING	
POINT ELEVATION (EXISTING)	× 0.00
POINT ELEVATION (PROPOSED)	
TOP OF PAVEMENT	TP
TOP OF CURB	TC
GROUND	GR
TOP OF WALL	TW
BOTTOM OF WALL	BW
FLOWLINE	FL
GRID TICK	+

MISC FEATURES

ITEM	SYMBOL
CENTER PIVOT	
CEMETERY	
GRAVE	
CHURCH	
CAVE	
CISTERN	
LATRINE	
OIL WELL	
GUARD POST	

PAVING FEATURES

ITEM	SYMBOL
EXISTING PAVEMENT JOINT	--- ---
TRANSVERSE JOINT	--- ---
LONGITUDINAL JOINT	--- ---
EXPANSION/KEYED JOINT	--- ---
PAVEMENT MARKING	=====
PAVEMENT REBAR	=====
HANDICAP SYMBOL	

VEGETATION

ITEM	SYMBOL
BUSH	
CONIFEROUS TREE	
DECIDUOUS TREE	
MARSH/WETLAND	
TREE MASS LINE	
TREE STUMP	

SWPPP

ITEM	SYMBOL
SILT FENCE	--- SF --- SF ---
INLET PROTECTION	
STRAW WATTLE CHECK	--- ---
STRAW BALE CHECK	
FLOW ARROW (PLAN)	
AREA INLET	
FILTER PROTECTION	

GENERAL

ITEM	SYMBOL
PLAN REVISION	
NORTH ARROW	
GRAPHIC SCALE PLAN	
GRAPHIC SCALE PROFILE/ CROSS SECTION	
KEYNOTE OR TABULAR NOTE	
REFERENCED NOTE	
ELEVATION	
SECTION	
ENLARGED DETAIL	



JEO CONSULTING GROUP

1937 N CHESTNUT ST
 WAHOO, NE 68066
 800.723.8567 | jeo.com

ORGANIZATION CERTIFICATE OF
 AUTHORIZATION NUMBER: CA-0069

[Consultant Title and Discipline]
 Organization Certificate of
 Authorization Number: [XX-000]
 [Address Line 1]
 [City, State 000000]
 [000.000.0000]



05/13/2026
 ETHAN JOY, PE
 E-12024

ISSUE

MARK	DATE	DESCRIPTION
FD	05/13/2026	100% SUBMITTAL

2025 N 6TH STREET WATER MAIN IMPROVEMENTS AND WATER TREATMENT PLANT BACKWASH FORCE MAIN

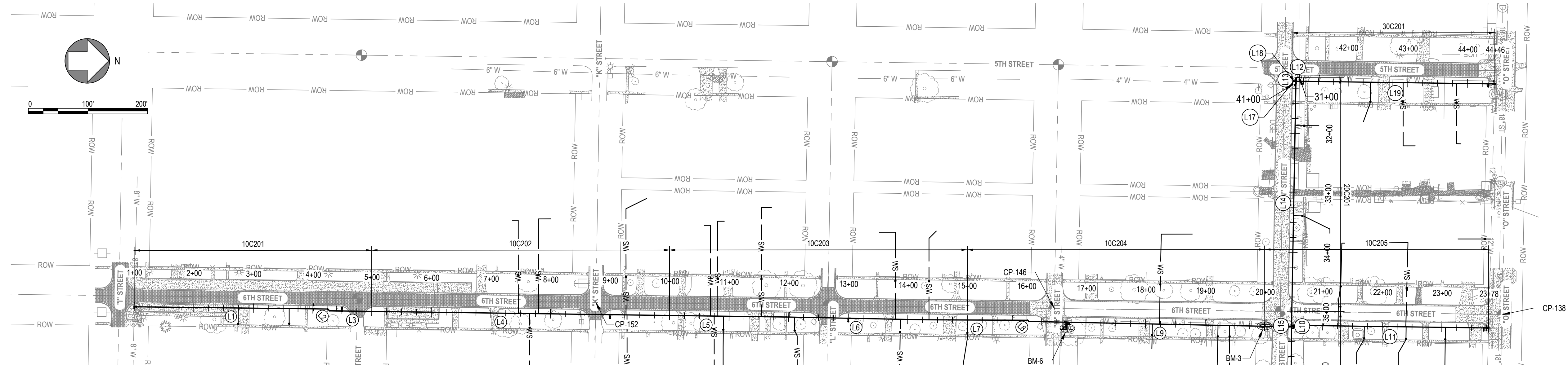
CITY OF DAVID CITY
 490 E STREET, P.O. BOX 191
 DAVID CITY, NE 68632

JEO PROJECT NO.: 251298.00
 DRAWN BY: ADP/TAH
 QAQC: RSP

SCALES SHOWN FOR 22"x34" SHEET
 VERIFY SCALE FOR REDUCED OR PRINTED COPIES



SYMBOLS SHEET



6TH STREET 8" WATER ALIGNMENT

NUMBER	LENGTH	LINE/CHORD DIR	START STATION, N, E	END STATION, N, E
L1	325.00	N00°42'51"E	1+00.00, 86862.02, 77255.21	4+25.00, 87187.00, 77259.26
L2	4.25	N45°32'17"E	4+25.00, 87187.00, 77259.26	4+29.25, 87189.98, 77262.30
L3	77.18	N00°42'51"E	4+29.25, 87189.98, 77262.30	5+06.44, 87267.16, 77263.26
L4	420.56	N00°51'15"E	5+06.44, 87267.16, 77263.26	9+27.00, 87687.67, 77269.53
L5	269.37	N00°48'32"E	9+27.00, 87687.67, 77269.53	11+96.37, 87957.01, 77273.33
L6	234.25	N01°11'42"E	11+96.37, 87957.01, 77273.33	14+30.61, 88191.21, 77278.22
L7	170.62	N00°18'23"E	14+30.61, 88191.21, 77278.22	16+01.24, 88361.83, 77279.13
L8	2.79	N45°32'17"E	16+01.24, 88361.83, 77279.13	16+04.03, 88363.78, 77281.12
L9	441.13	N01°13'09"E	16+04.03, 88363.78, 77281.12	20+45.16, 88804.81, 77290.51
L10	2.56	N88°55'40"W	20+45.16, 88804.81, 77290.51	20+47.72, 88804.86, 77287.95
L11	330.77	N00°49'54"E	20+47.72, 88804.86, 77287.95	23+78.49, 89135.59, 77292.75

N STREET 8" WATER ALIGNMENT

NUMBER	LENGTH	LINE/CHORD DIR	START STATION, N, E	END STATION, N, E
L12	6.29	S00°00'00"E	31+00.00, 88818.83, 76871.70	31+06.29, 88812.54, 76871.70
L13	6.00	N90°00'00"E	31+06.29, 88812.54, 76871.70	31+12.29, 88812.54, 76877.70
L14	410.32	S88°55'40"E	31+12.29, 88812.54, 76877.70	35+22.61, 88804.86, 77287.95
L15	2.56	S88°55'40"E	35+22.61, 88804.86, 77287.95	35+25.17, 88804.81, 77290.51
L16	389.49	S89°25'22"E	35+25.17, 88804.81, 77290.51	39+14.66, 88800.89, 77679.98

5TH STREET 8" WATER ALIGNMENT

NUMBER	LENGTH	LINE/CHORD DIR	START STATION, N, E	END STATION, N, E
L17	6.17	N90°00'00"W	41+00.00, 88806.54, 76883.88	41+06.17, 88806.54, 76877.70
L18	6.00	N00°00'00"E	41+06.17, 88806.54, 76877.70	41+12.17, 88812.54, 76877.70
L19	333.95	N00°49'33"E	41+12.17, 88812.54, 76877.70	44+46.12, 89146.46, 76882.52

8TH STREET 8" WATER ALIGNMENT

NUMBER	LENGTH	LINE/CHORD DIR	START STATION, N, E	END STATION, N, E
L20	3.05	N00°00'00"E	51+00.00, 88789.68, 78083.40	51+03.05, 88792.73, 78083.40
L21	9.01	N90°00'00"W	51+03.05, 88792.73, 78083.40	51+12.06, 88792.73, 78074.39
L22	370.55	N00°51'59"E	51+12.06, 88792.73, 78074.39	54+82.61, 89163.24, 78080.00

9TH STREET 8" WATER ALIGNMENT

NUMBER	LENGTH	LINE/CHORD DIR	START STATION, N, E	END STATION, N, E
L23	2.92	N01°29'18"E	60+97.00, 88728.15, 78439.31	60+99.92, 88731.07, 78439.38
L24	10.77	N90°00'00"E	60+99.92, 88731.07, 78439.38	61+10.69, 88731.07, 78450.16
L25	391.76	N00°49'53"E	61+10.69, 88731.07, 78450.16	65+02.45, 89122.79, 78455.84
L26	31.05	N00°49'53"E	65+02.45, 89122.79, 78455.84	65+33.51, 89153.84, 78456.29

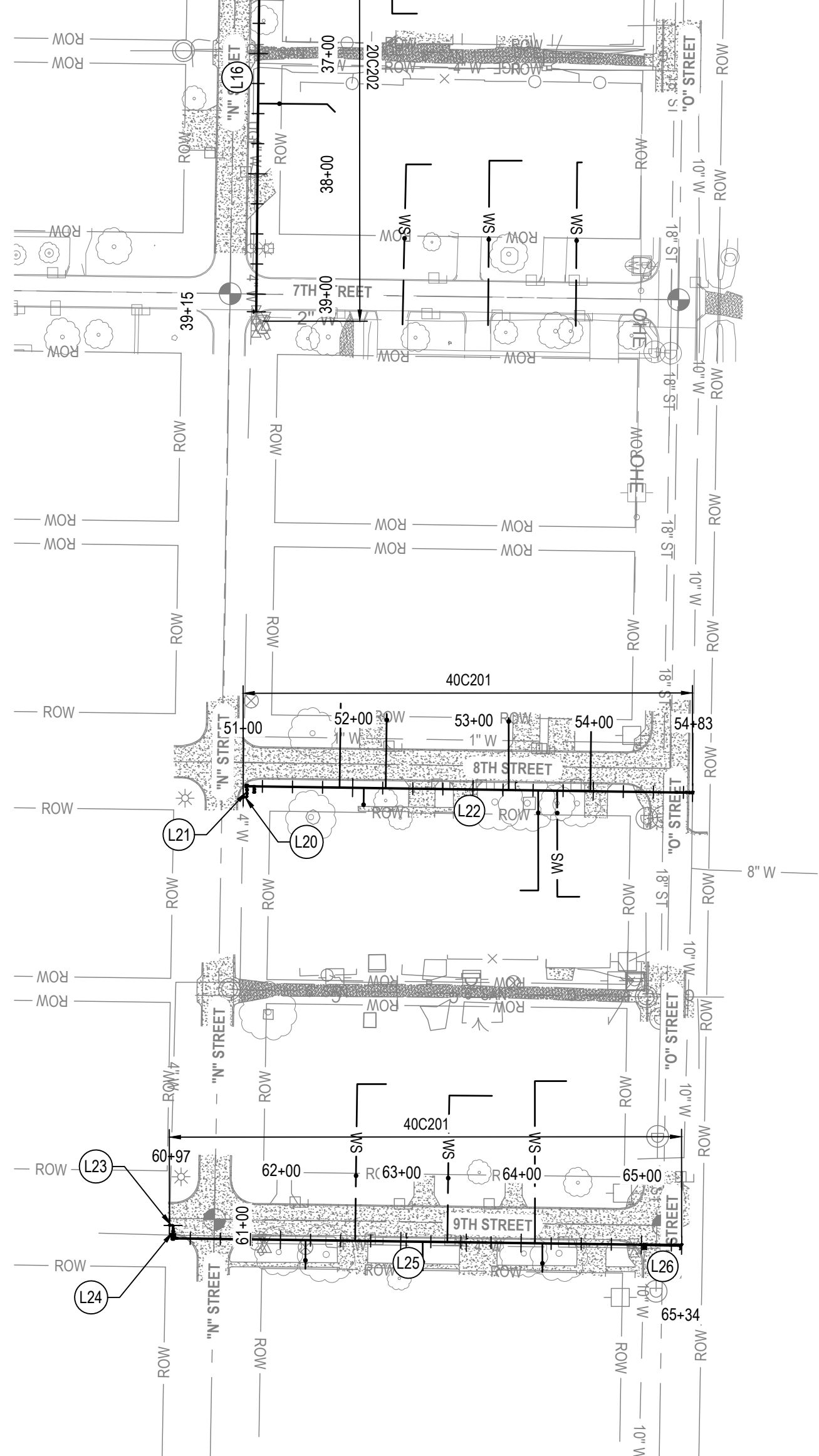
BUTLER COUNTY LOW DISTORTION PROJECTION

PROJECTION: TRANSVERSE MERCATOR
 SCALE FACTOR: 1.0000665
 CENTRAL MERIDIAN: -97°03'00"
 LATITUDE OF ORIGIN: 41°12'00"
 FALSE NORTHING: 20,000 METERS (65,616.667 US FEET)
 FALSE EASTING: 30,000 METERS (98,425.000 US FEET)

POINT NAME	NORTHING US SURVEY FEET	EASTING US SURVEY FEET	LONG DESCRIPTION
CP-99	85597.57	79244.53	NGS BRASS CAP STAMPED "DAVID"
CP-102	85313.75	79584.98	1" OPEN TOP PIPE
CP-108	85595.08	79581.62	RAILROAD SPIKE
CP-109	82334.41	79261.60	5/8" REBAR
CP-115	84411.91	79131.11	SURVEY SPIKE WITH WASHER STAMPED "BRIAN J. FORAL LS 588"
CP-138	89159.03	77270.30	1" BRASS PLUG STAMPED "BRIAN J FORAL LS 588"
CP-146	88406.64	77259.40	3/4" IRON
CP-152	87637.03	77248.42	1/2" IRON
CP-159	86436.56	77230.87	3/4" BOLT

BENCHMARKS - NAVD88 DATUM

POINT NAME	NORTHING US SURVEY FEET	EASTING US SURVEY FEET	ELEVATION	LONG DESCRIPTION
BM-3	88759	77289	1637.54	TOP NUT FIRE HYDRANT AT SOUTHEAST CORNER OF 6TH STREET & "N" STREET
BM-6	88428	77292	1636.28	TOP NUT FIRE HYDRANT AT SOUTHEAST CORNER OF 6TH STREET & "M" STREET
BM-7	83324	79224	1621.65	TOP NUT FIRE HYDRANT AT SOUTH END OF 11TH STREET EAST OF BROOKSTONE RETIREMENT HOME
CP-99	85598	79244	1625.60	NGS BRASS CAP STAMPED "DAVID". NORTH END OF 11TH STREET SOUTH OF RAILROAD TRACKS



JEO CONSULTING GROUP

1937 N CHESTNUT ST
 WAHOO, NE 68066
 800.723.8567 | jeo.com

ORGANIZATION CERTIFICATE OF AUTHORIZATION NUMBER: CA-0069



05/13/2026
 ETHAN JOY, PE
 E-12024

ISSUE

MARK	DATE	DESCRIPTION
FD	05/13/2026	100% SUBMITTAL

2025 N 6TH STREET WATER MAIN IMPROVEMENTS AND WATER TREATMENT PLANT BACKWASH FORCE MAIN

CITY OF DAVID CITY
 490 E STREET, P.O. BOX 191
 DAVID CITY, NE 68632

JEO PROJECT NO.: 251298.00
 DRAWN BY: ADP/TAH
 QA/QC: RSP

SCALES SHOWN FOR 22"x34" SHEET
 VERIFY SCALE FOR REDUCED OR PRINTED COPIES




WATER MAIN HORIZONTAL ALIGNMENT AND CONTROL



JEO CONSULTING GROUP

1937 N CHESTNUT ST
 WAHOO, NE 68066
 800.723.8567 | jeo.com

ORGANIZATION CERTIFICATE OF
 AUTHORIZATION NUMBER: CA-0069



05/13/2026
 ETHAN JOY, PE
 E-12024

ISSUE

MARK	DATE	DESCRIPTION
FD	05/13/2026	100% SUBMITTAL

**2025 N 6TH STREET WATER MAIN
 IMPROVEMENTS AND WATER
 TREATMENT PLANT BACKWASH
 FORCE MAIN**

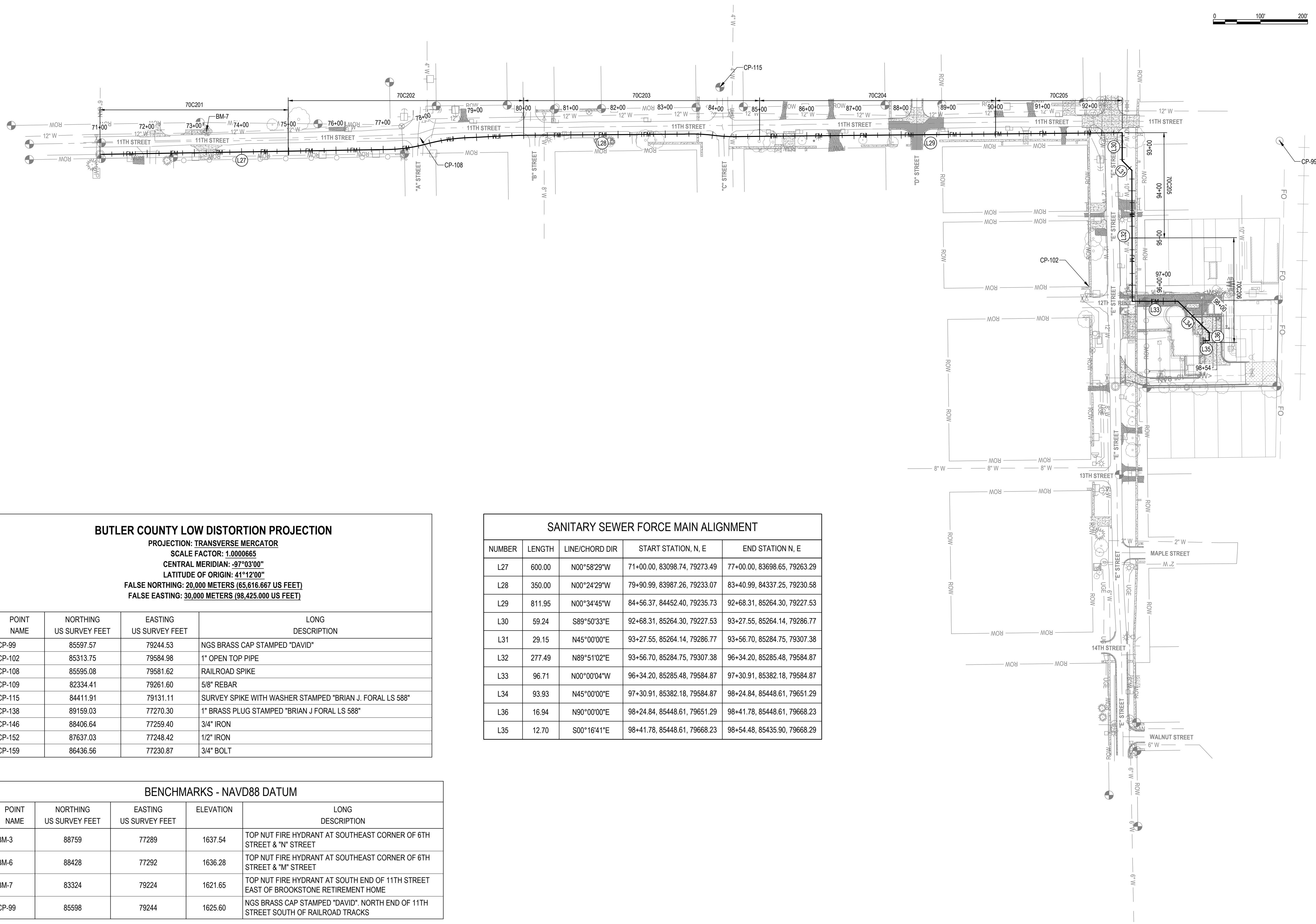
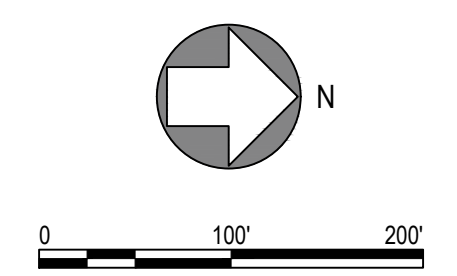
CITY OF DAVID CITY
 490 E STREET, P.O. BOX 191
 DAVID CITY, NE 68632

JEO PROJECT NO.: 251298.00
 DRAWN BY: ADP/TAH
 QAQC: RSP

SCALES SHOWN FOR 22"x34" SHEET
 VERIFY SCALE FOR REDUCED OR PRINTED COPIES



**FORCE MAIN HORIZONTAL
 ALIGNMENT AND CONTROL**



BUTLER COUNTY LOW DISTORTION PROJECTION

PROJECTION: TRANSVERSE MERCATOR
 SCALE FACTOR: 1.0000665
 CENTRAL MERIDIAN: -97°03'00"
 LATITUDE OF ORIGIN: 41°12'00"
 FALSE NORTHING: 20,000 METERS (65,616.667 US FEET)
 FALSE EASTING: 30,000 METERS (98,425.000 US FEET)

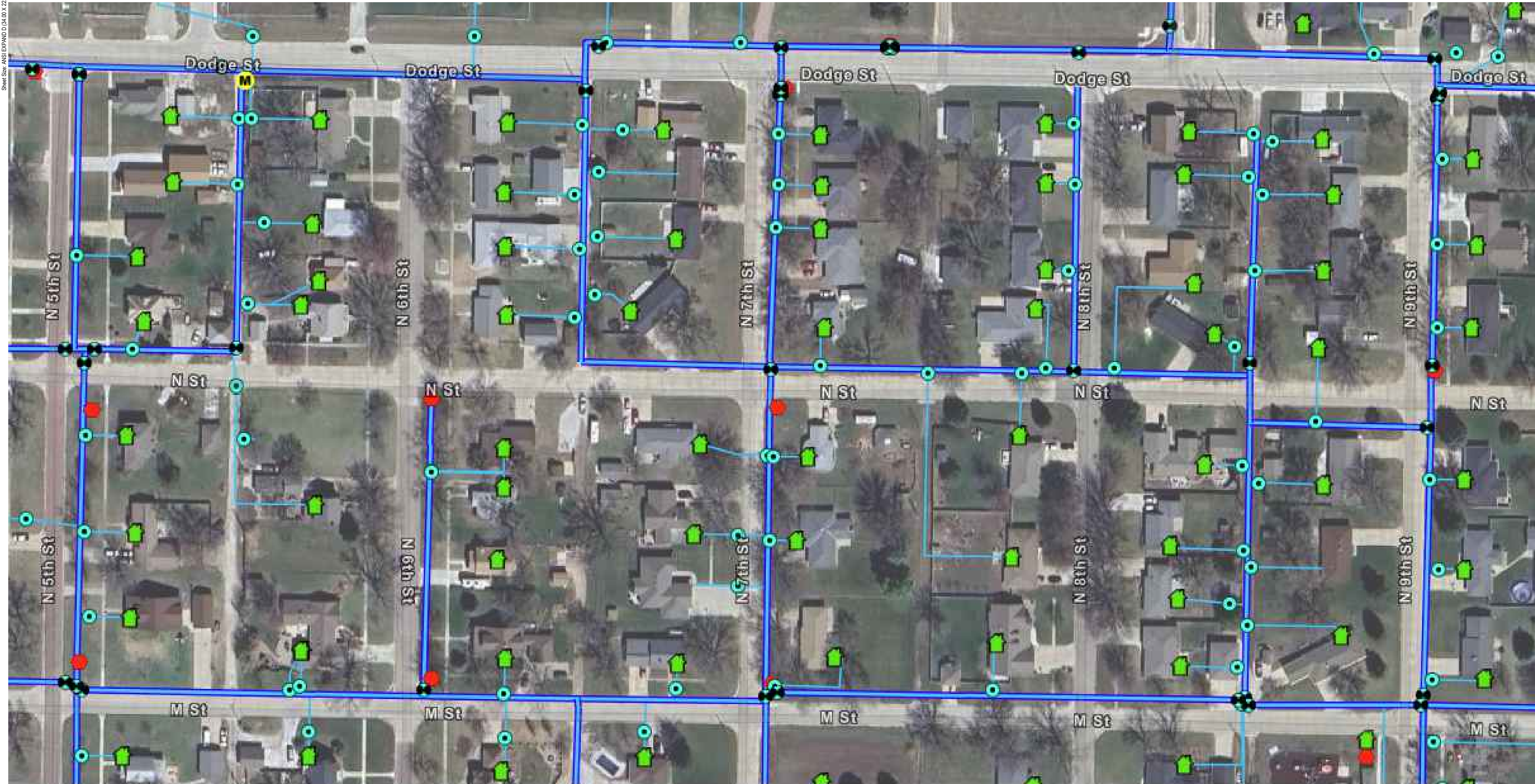
POINT NAME	NORTHING US SURVEY FEET	EASTING US SURVEY FEET	LONG DESCRIPTION
CP-99	85597.57	79244.53	NGS BRASS CAP STAMPED "DAVID"
CP-102	85313.75	79584.98	1" OPEN TOP PIPE
CP-108	85595.08	79581.62	RAILROAD SPIKE
CP-109	82334.41	79261.60	5/8" REBAR
CP-115	84411.91	79131.11	SURVEY SPIKE WITH WASHER STAMPED "BRIAN J. FORAL LS 588"
CP-138	89159.03	77270.30	1" BRASS PLUG STAMPED "BRIAN J FORAL LS 588"
CP-146	88406.64	77259.40	3/4" IRON
CP-152	87637.03	77248.42	1/2" IRON
CP-159	86436.56	77230.87	3/4" BOLT

SANITARY SEWER FORCE MAIN ALIGNMENT

NUMBER	LENGTH	LINE/CHORD DIR	START STATION, N, E	END STATION N, E
L27	600.00	N00°58'29"W	71+00.00, 83098.74, 79273.49	77+00.00, 83698.65, 79263.29
L28	350.00	N00°24'29"W	79+90.99, 83987.26, 79233.07	83+40.99, 84337.25, 79230.58
L29	811.95	N00°34'45"W	84+56.37, 84452.40, 79235.73	92+68.31, 85264.30, 79227.53
L31	29.15	N45°00'00"E	93+27.55, 85264.14, 79286.77	93+56.70, 85284.75, 79307.38
L32	277.49	N89°51'02"E	93+56.70, 85284.75, 79307.38	96+34.20, 85285.48, 79584.87
L33	96.71	N00°00'04"W	96+34.20, 85285.48, 79584.87	97+30.91, 85382.18, 79584.87
L34	93.93	N45°00'00"E	97+30.91, 85382.18, 79584.87	98+24.84, 85448.61, 79651.29
L36	16.94	N90°00'00"E	98+24.84, 85448.61, 79651.29	98+41.78, 85448.61, 79668.23
L35	12.70	S00°16'41"E	98+41.78, 85448.61, 79668.23	98+54.48, 85435.90, 79668.29

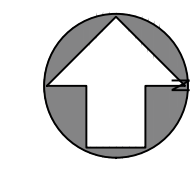
BENCHMARKS - NAVD88 DATUM

POINT NAME	NORTHING US SURVEY FEET	EASTING US SURVEY FEET	ELEVATION	LONG DESCRIPTION
BM-3	88759	77289	1637.54	TOP NUT FIRE HYDRANT AT SOUTHEAST CORNER OF 6TH STREET & "N" STREET
BM-6	88428	77292	1636.28	TOP NUT FIRE HYDRANT AT SOUTHEAST CORNER OF 6TH STREET & "M" STREET
BM-7	83324	79224	1621.65	TOP NUT FIRE HYDRANT AT SOUTH END OF 11TH STREET EAST OF BROOKSTONE RETIREMENT HOME
CP-99	85598	79244	1625.60	NGS BRASS CAP STAMPED "DAVID". NORTH END OF 11TH STREET SOUTH OF RAILROAD TRACKS



NOTE:
THE EXISTING WATER SERVICE INFORMATION SHOWN ABOVE IS FROM A CITY PROVIDED DATABASE AND MAY NOT ACCURATELY DEPICT LOCATION OF WATER SERVICES. CONTRACTOR SHALL FIELD VERIFY LOCATION OF WATER SERVICES PRIOR TO INSTALLATION. THIS IS FOR REFERENCE ONLY.

EXISTING WATER SERVICE MAP
SCALE: N.T.S.



WATER SERVICE SYMBOLS	
ITEM	SYMBOL
WATER VALVE	
WATER CURB STOP	
WATER FIRE HYDRANT	
WATER FLUSH HYDRANT	
WATER POST-INDICATOR VALVE	
WATER BACKFLOW	
WATER SERVICE METER	
WATER METER PIT	
WATER MAIN PIPE	
WATER SERVICE LINE	



JEO CONSULTING GROUP
1937 N CHESTNUT ST
WAHOO, NE 68066
800.723.8567 | jeo.com

ORGANIZATION CERTIFICATE OF AUTHORIZATION NUMBER: CA-0069



05/13/2026
ETHAN JOY, PE
E-12024

ISSUE

MARK	DATE	DESCRIPTION
FD	05/13/2026	100% SUBMITTAL

2025 N 6TH STREET WATER MAIN IMPROVEMENTS AND WATER TREATMENTS PLANT BACKWASH FORCE MAIN

CITY OF DAVID CITY
490 E STREET, P.O. BOX 191
DAVID CITY, NE 68632

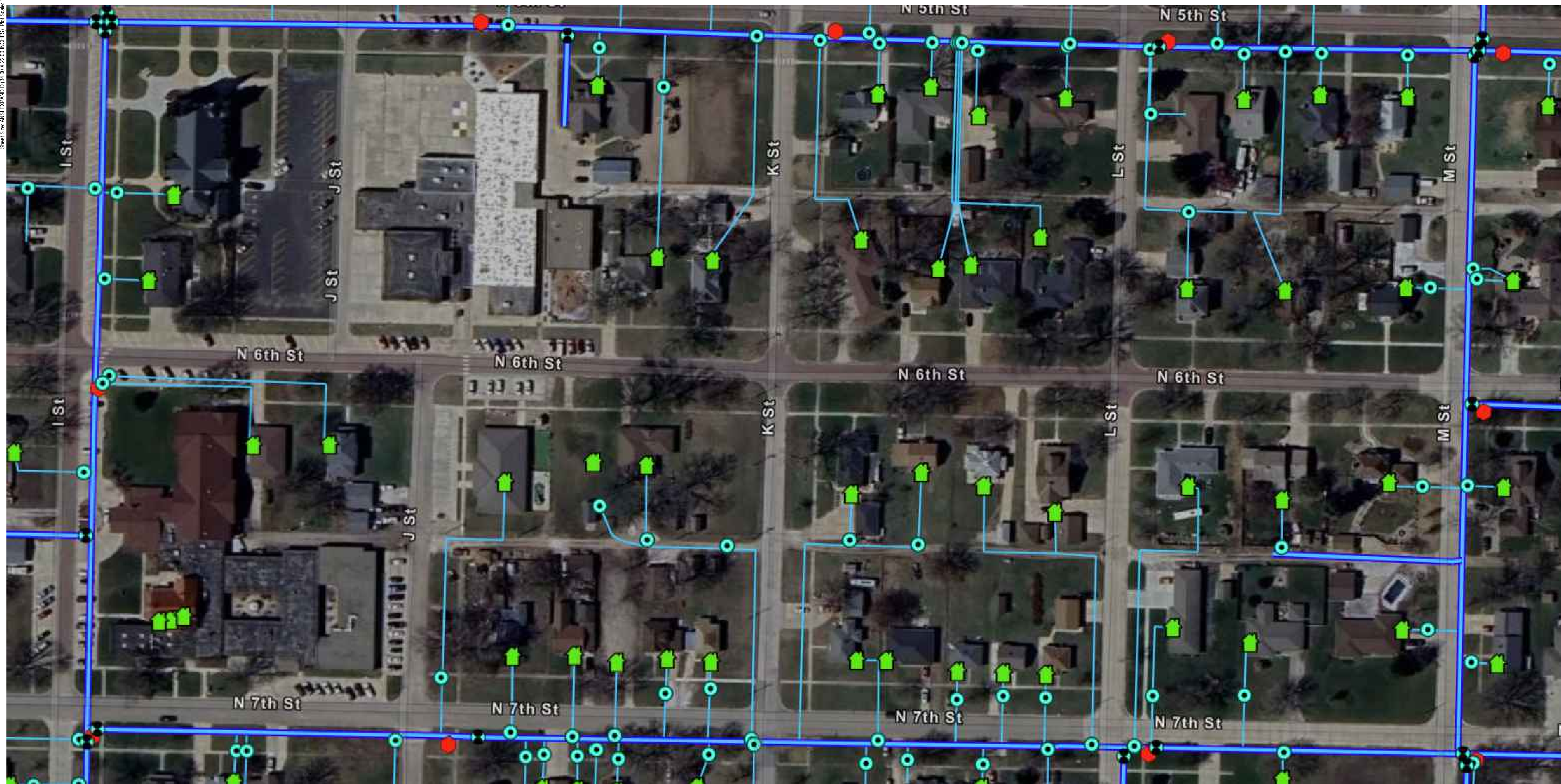
JEO PROJECT NO.: 251298.00
DRAWN BY: ADP/TAH
QAQC: RSP

SCALES SHOWN FOR 22"x34" SHEET
VERIFY SCALE FOR REDUCED OR PRINTED COPIES



EXISTING WATER SERVICE MAP

Plotted By: TOMAS HOPKIN
 Sheet Size: ANSI EXPAND D (34.00 X 22.00 INCHES) Plot Scale: 1"



JEO CONSULTING GROUP

1937 N CHESTNUT ST
 WAHOO, NE 68066
 800.723.8567 | jeo.com

ORGANIZATION CERTIFICATE OF
 AUTHORIZATION NUMBER: CA-0069



05/13/2026
 ETHAN JOY, PE
 E-12024

ISSUE

MARK	DATE	DESCRIPTION
FD	05/13/2026	100% SUBMITTAL

**2025 N 6TH STREET WATER MAIN
 IMPROVEMENTS AND WATER
 TREATMENT PLANT BACKWASH
 FORCE MAIN**

CITY OF DAVID CITY
 490 E STREET, P.O. BOX 191
 DAVID CITY, NE 68632

JEO PROJECT NO.: 251298.00
 DRAWN BY: ADP/TAH
 QAQC: RSP

SCALES SHOWN FOR 22"x34" SHEET
 VERIFY SCALE FOR REDUCED OR PRINTED COPIES



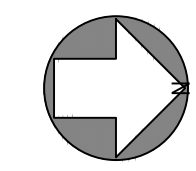
EXISTING WATER SERVICE MAP

Drawing Name: 00C101.dwg
 File Path: J:\Projects\251298.00-DC N. 6th St. WM and WTP BV Foreman\1\Design\2 Drawings\ Sheets

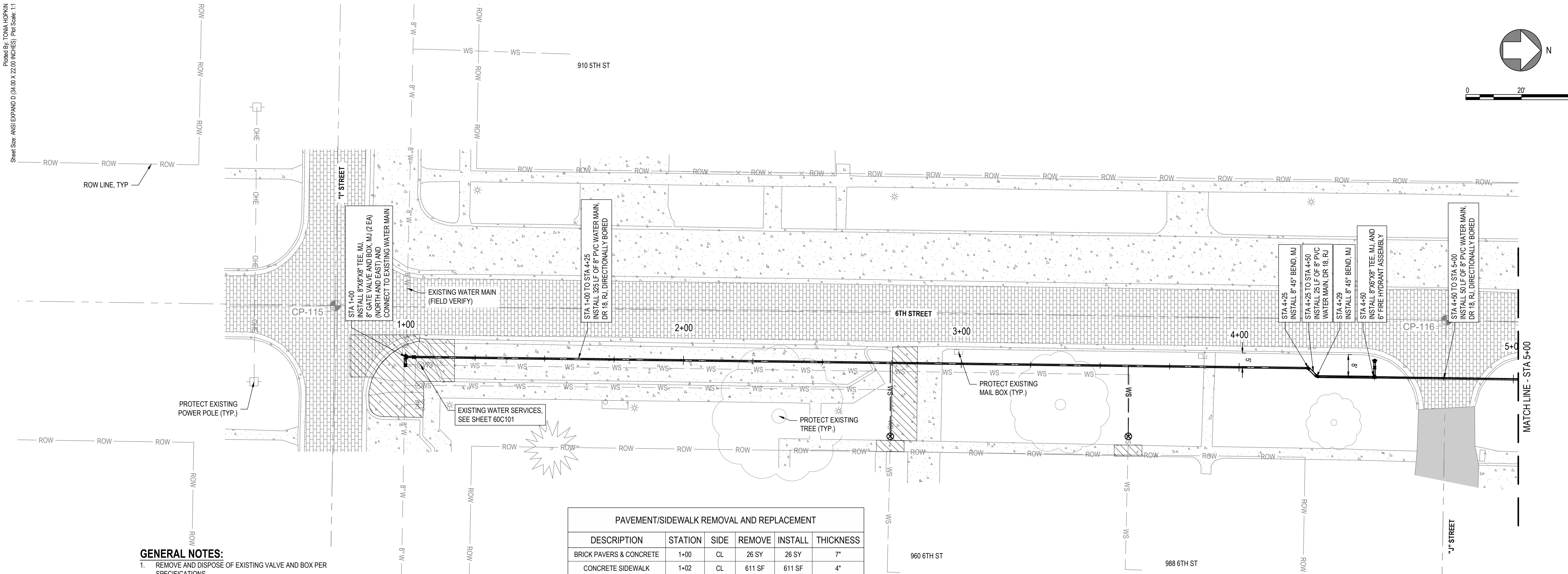
NOTE:
 THE EXISTING WATER SERVICE INFORMATION SHOWN ABOVE IS FROM A CITY
 PROVIDED DATABASE AND MAY NOT ACCURATELY DEPICT LOCATION OF
 WATER SERVICES. CONTRACTOR SHALL FIELD VERIFY LOCATION OF WATER
 SERVICES PRIOR TO INSTALLATION. THIS IS FOR REFERENCE ONLY.

EXISTING WATER SERVICE MAP

SCALE: N.T.S.



WATER SERVICE SYMBOLS	
ITEM	SYMBOL
WATER VALVE	
WATER CURB STOP	
WATER FIRE HYDRANT	
WATER FLUSH HYDRANT	
WATER POST-INDICATOR VALVE	
WATER BACKFLOW	
WATER SERVICE METER	
WATER METER PIT	
WATER MAIN PIPE	
WATER SERVICE LINE	



ORGANIZATION CERTIFICATE OF AUTHORIZATION NUMBER: CA-0069



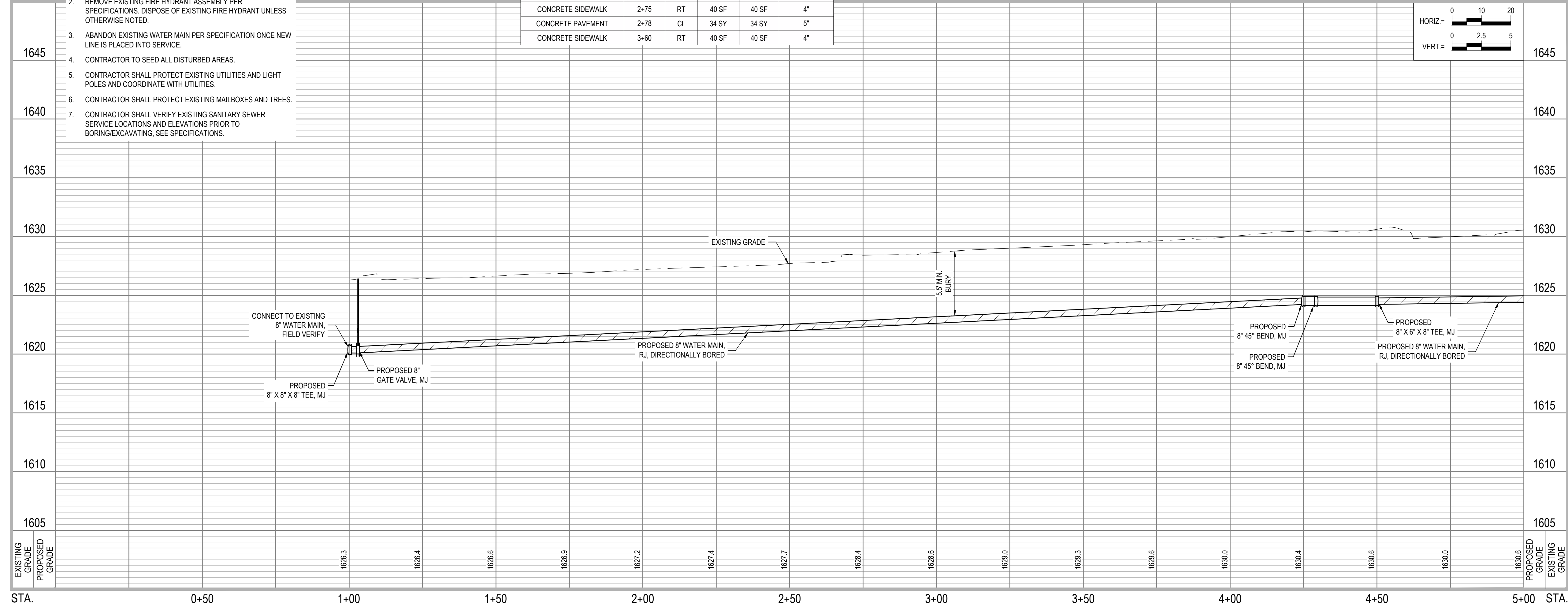
05/13/2026
 ETHAN JOY, PE
 E-12024

ISSUE

MARK	DATE	DESCRIPTION
FD	05/13/2026	100% SUBMITTAL

- GENERAL NOTES:**
- REMOVE AND DISPOSE OF EXISTING VALVE AND BOX PER SPECIFICATIONS.
 - REMOVE EXISTING FIRE HYDRANT ASSEMBLY PER SPECIFICATIONS. DISPOSE OF EXISTING FIRE HYDRANT UNLESS OTHERWISE NOTED.
 - ABANDON EXISTING WATER MAIN PER SPECIFICATION ONCE NEW LINE IS PLACED INTO SERVICE.
 - CONTRACTOR TO SEED ALL DISTURBED AREAS.
 - CONTRACTOR SHALL PROTECT EXISTING UTILITIES AND LIGHT POLES AND COORDINATE WITH UTILITIES.
 - CONTRACTOR SHALL PROTECT EXISTING MAILBOXES AND TREES.
 - CONTRACTOR SHALL VERIFY EXISTING SANITARY SEWER SERVICE LOCATIONS AND ELEVATIONS PRIOR TO BORING/EXCAVATING. SEE SPECIFICATIONS.

DESCRIPTION	STATION	SIDE	REMOVE	INSTALL	THICKNESS
BRICK PAVERS & CONCRETE	1+00	CL	26 SY	26 SY	7"
CONCRETE SIDEWALK	1+02	CL	611 SF	611 SF	4"
CONCRETE PAVEMENT	1+15	CL	14 SY	14 SY	7"
CONCRETE SIDEWALK	2+75	RT	40 SF	40 SF	4"
CONCRETE PAVEMENT	2+78	CL	34 SY	34 SY	5"
CONCRETE SIDEWALK	3+60	RT	40 SF	40 SF	4"



2025 N 6TH STREET WATER MAIN IMPROVEMENTS AND WATER TREATMENT PLANT BACKWASH FORCE MAIN

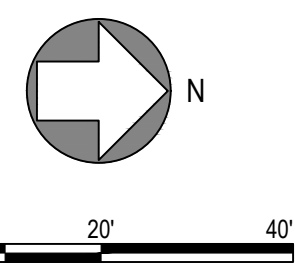
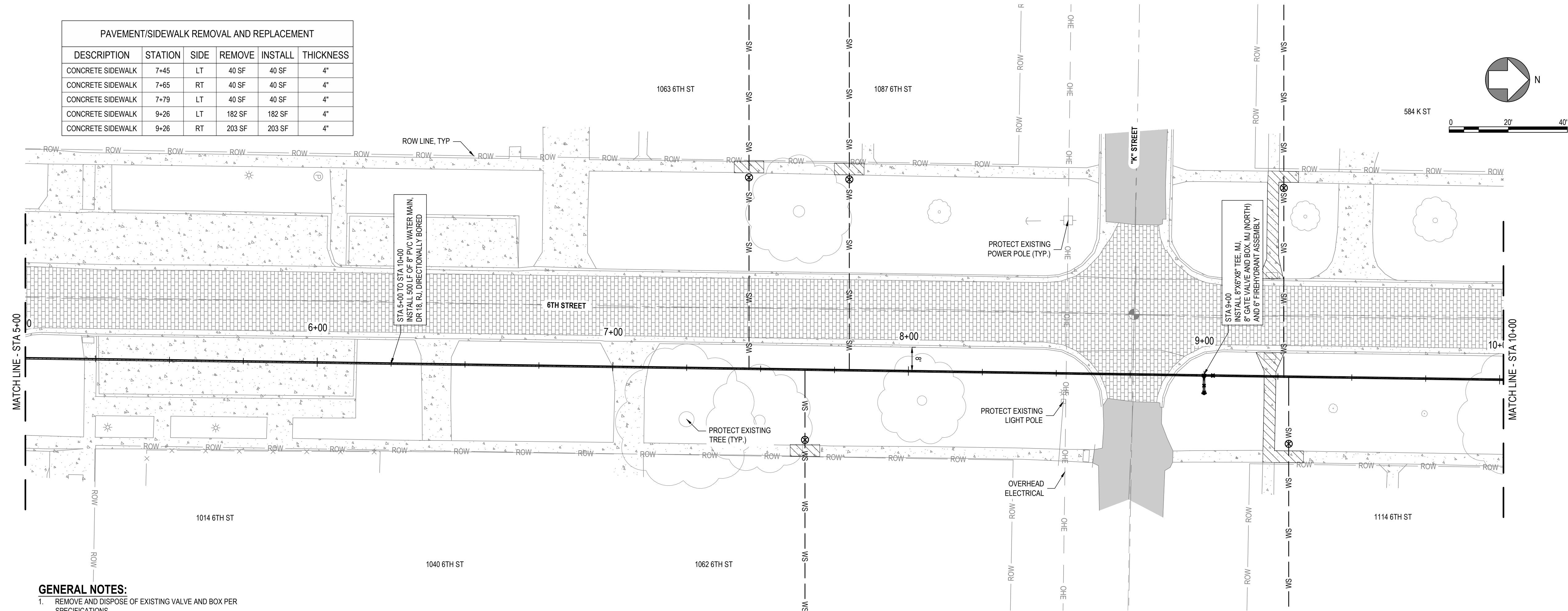
CITY OF DAVID CITY
 490 E STREET, P.O. BOX 191
 DAVID CITY, NE 68632

JEO PROJECT NO.: 251298.00
 DRAWN BY: ADP/TAH
 QAQC: RSP

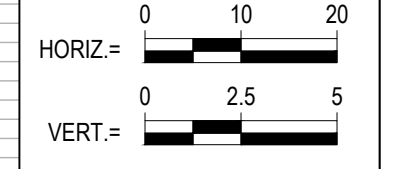
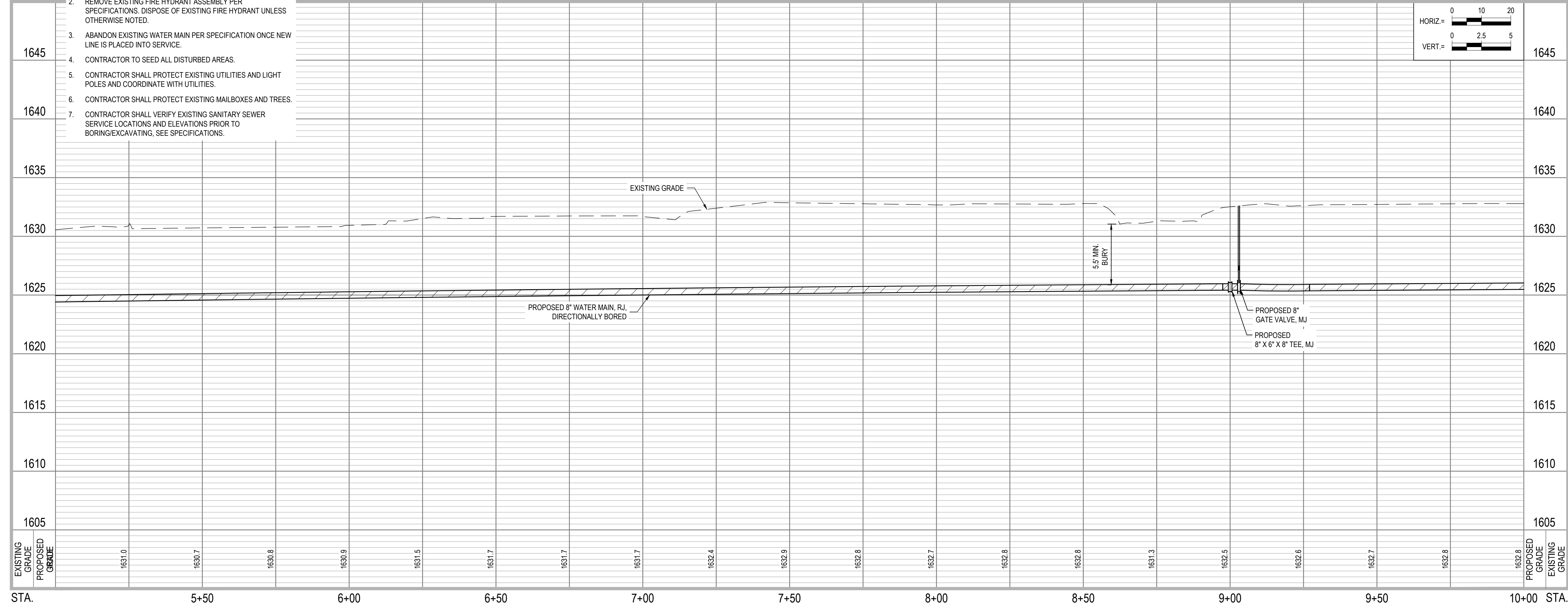
SCALES SHOWN FOR 22"x34" SHEET
 VERIFY SCALE FOR REDUCED OR PRINTED COPIES
US SURVEY FEET (ft)

6TH STREET WATER MAIN PLAN AND PROFILE

PAVEMENT/SIDEWALK REMOVAL AND REPLACEMENT					
DESCRIPTION	STATION	SIDE	REMOVE	INSTALL	THICKNESS
CONCRETE SIDEWALK	7+45	LT	40 SF	40 SF	4"
CONCRETE SIDEWALK	7+65	RT	40 SF	40 SF	4"
CONCRETE SIDEWALK	7+79	LT	40 SF	40 SF	4"
CONCRETE SIDEWALK	9+26	LT	182 SF	182 SF	4"
CONCRETE SIDEWALK	9+26	RT	203 SF	203 SF	4"



- GENERAL NOTES:**
- REMOVE AND DISPOSE OF EXISTING VALVE AND BOX PER SPECIFICATIONS.
 - REMOVE EXISTING FIRE HYDRANT ASSEMBLY PER SPECIFICATIONS. DISPOSE OF EXISTING FIRE HYDRANT UNLESS OTHERWISE NOTED.
 - ABANDON EXISTING WATER MAIN PER SPECIFICATION ONCE NEW LINE IS PLACED INTO SERVICE.
 - CONTRACTOR TO SEED ALL DISTURBED AREAS.
 - CONTRACTOR SHALL PROTECT EXISTING UTILITIES AND LIGHT POLES AND COORDINATE WITH UTILITIES.
 - CONTRACTOR SHALL PROTECT EXISTING MAILBOXES AND TREES.
 - CONTRACTOR SHALL VERIFY EXISTING SANITARY SEWER SERVICE LOCATIONS AND ELEVATIONS PRIOR TO BORING/EXCAVATING. SEE SPECIFICATIONS.



JEO CONSULTING GROUP

1937 N CHESTNUT ST
 WAHOO, NE 68066
 800.723.8567 | jeo.com

ORGANIZATION CERTIFICATE OF AUTHORIZATION NUMBER: CA-0069



05/13/2026
 ETHAN JOY, PE
 E-12024

ISSUE

MARK	DATE	DESCRIPTION
FD	05/13/2026	100% SUBMITTAL

2025 N 6TH STREET WATER MAIN IMPROVEMENTS AND WATER TREATMENT PLANT BACKWASH FORCE MAIN

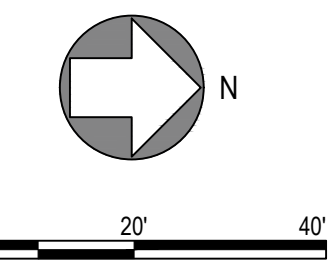
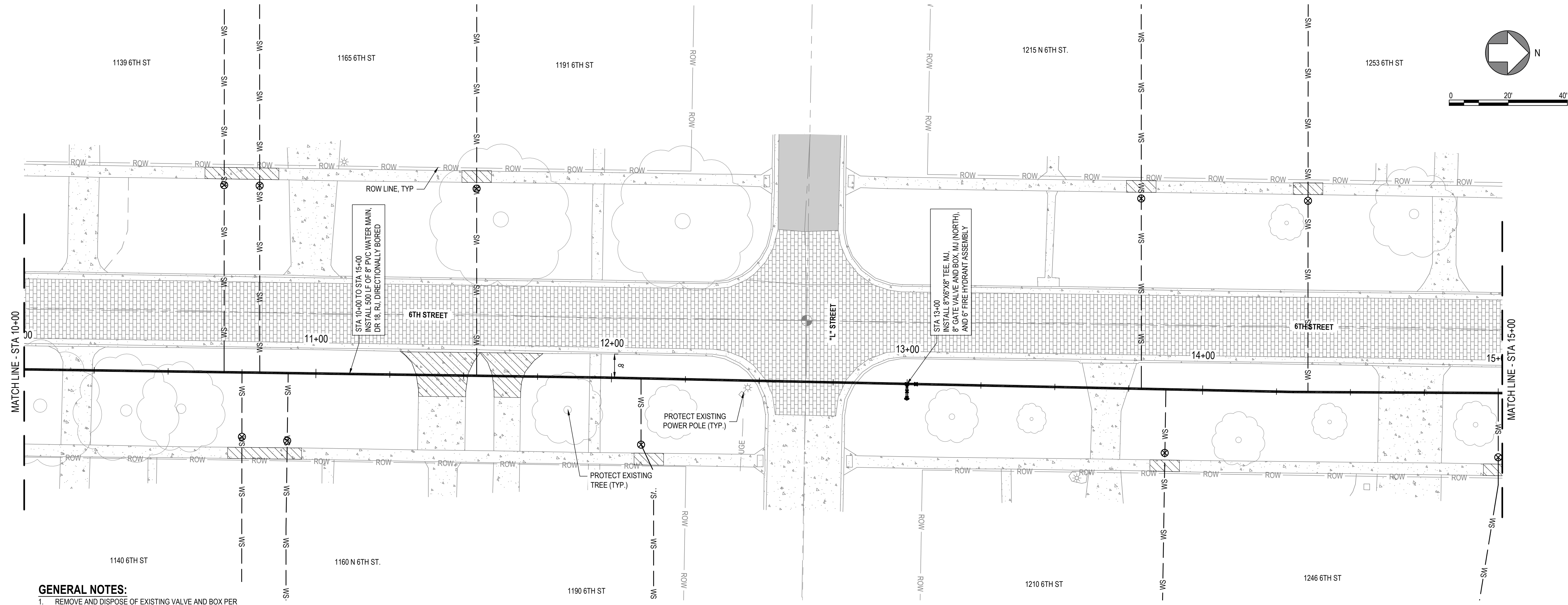
CITY OF DAVID CITY
 490 E STREET, P.O. BOX 191
 DAVID CITY, NE 68632

JEO PROJECT NO.: 251298.00
 DRAWN BY: ADP/TAH
 QAQC: RSP

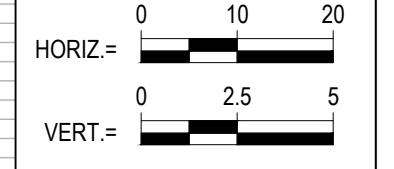
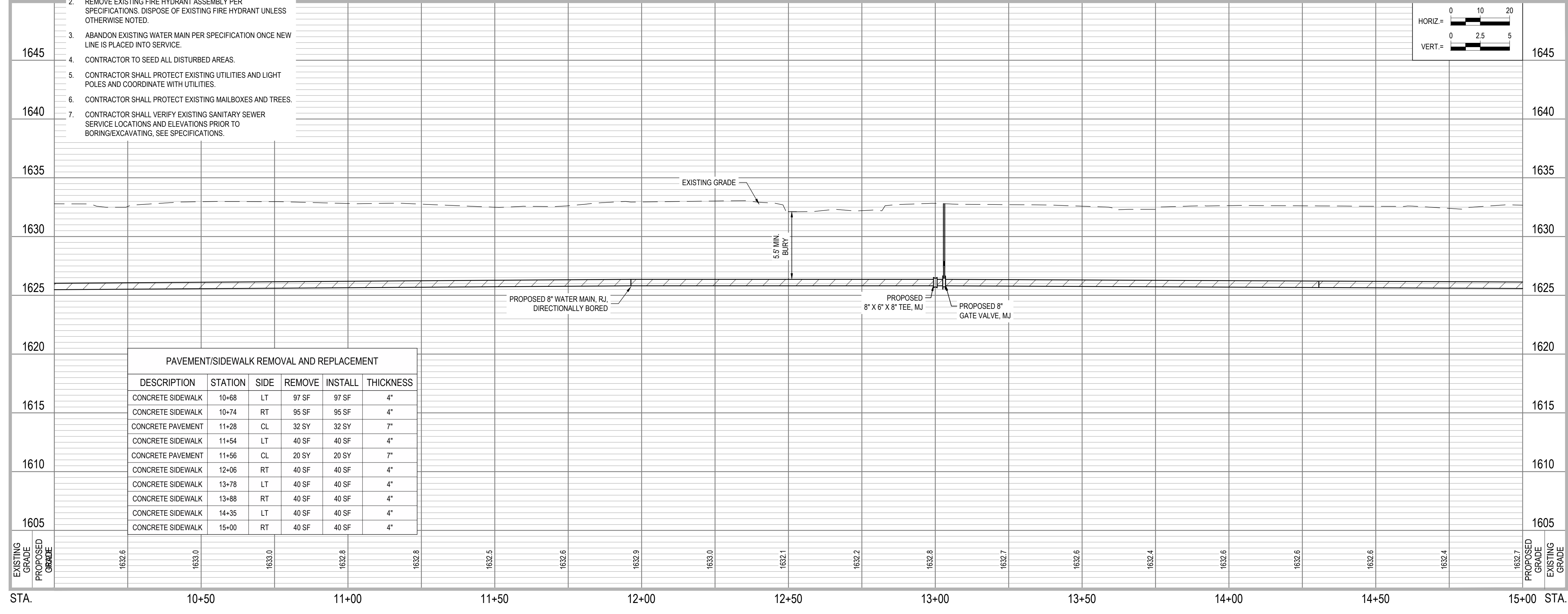
SCALES SHOWN FOR 22"x34" SHEET
 VERIFY SCALE FOR REDUCED OR PRINTED COPIES



6TH STREET WATER MAIN PLAN AND PROFILE



- GENERAL NOTES:**
- REMOVE AND DISPOSE OF EXISTING VALVE AND BOX PER SPECIFICATIONS.
 - REMOVE EXISTING FIRE HYDRANT ASSEMBLY PER SPECIFICATIONS. DISPOSE OF EXISTING FIRE HYDRANT UNLESS OTHERWISE NOTED.
 - ABANDON EXISTING WATER MAIN PER SPECIFICATION ONCE NEW LINE IS PLACED INTO SERVICE.
 - CONTRACTOR TO SEED ALL DISTURBED AREAS.
 - CONTRACTOR SHALL PROTECT EXISTING UTILITIES AND LIGHT POLES AND COORDINATE WITH UTILITIES.
 - CONTRACTOR SHALL PROTECT EXISTING MAILBOXES AND TREES.
 - CONTRACTOR SHALL VERIFY EXISTING SANITARY SEWER SERVICE LOCATIONS AND ELEVATIONS PRIOR TO BORING/EXCAVATING. SEE SPECIFICATIONS.



JEO CONSULTING GROUP
 1937 N CHESTNUT ST
 WAHOO, NE 68066
 800.723.8567 | jeo.com

ORGANIZATION CERTIFICATE OF
 AUTHORIZATION NUMBER: CA-0069



05/13/2026
 ETHAN JOY, PE
 E-12024

ISSUE

MARK	DATE	DESCRIPTION
FD	05/13/2026	100% SUBMITTAL

**2025 N 6TH STREET WATER MAIN
 IMPROVEMENTS AND WATER
 TREATMENT PLANT BACKWASH
 FORCE MAIN**

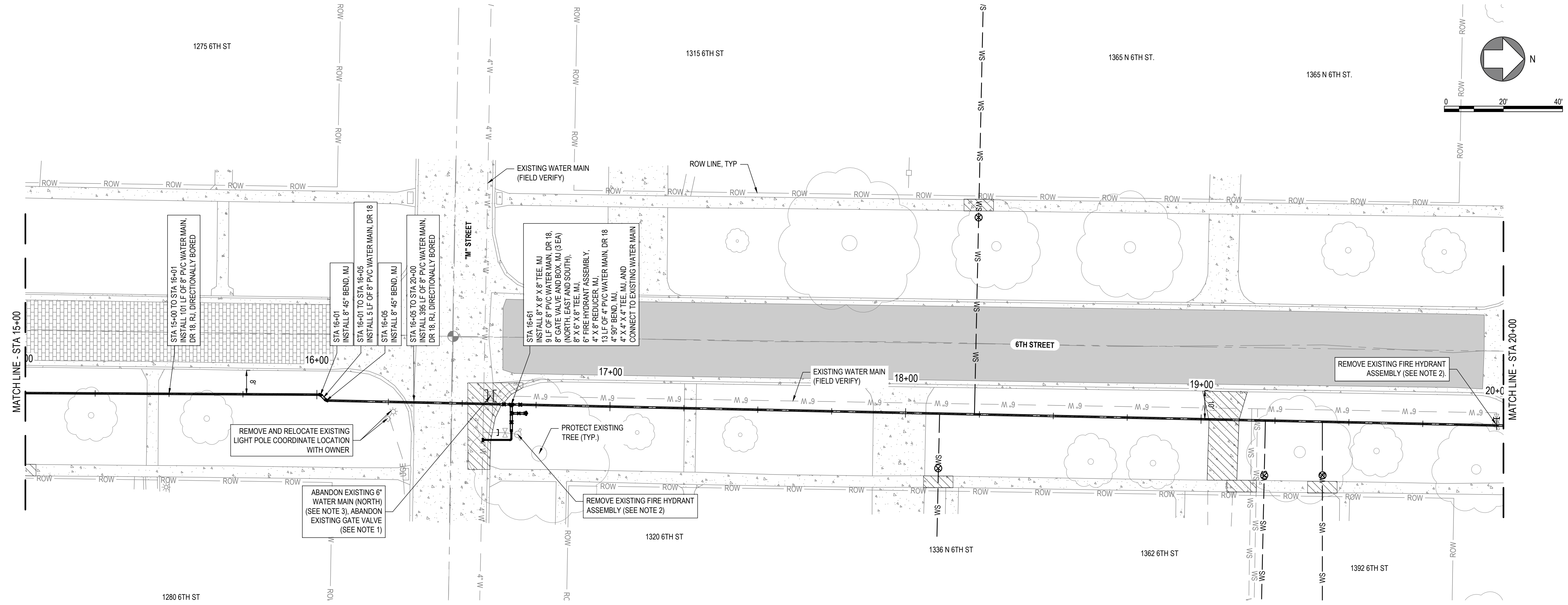
CITY OF DAVID CITY
 490 E STREET, P.O. BOX 191
 DAVID CITY, NE 68632

JEO PROJECT NO.: 251298.00
 DRAWN BY: ADP/TAH
 QAQC: RSP

SCALES SHOWN FOR 22"x34" SHEET
 VERIFY SCALE FOR REDUCED OR PRINTED COPIES



**6TH STREET WATER MAIN
 PLAN AND PROFILE**



JEO CONSULTING GROUP
 1937 N CHESTNUT ST
 WAHOO, NE 68066
 800.723.8567 | jeo.com

ORGANIZATION CERTIFICATE OF AUTHORIZATION NUMBER: CA-0069



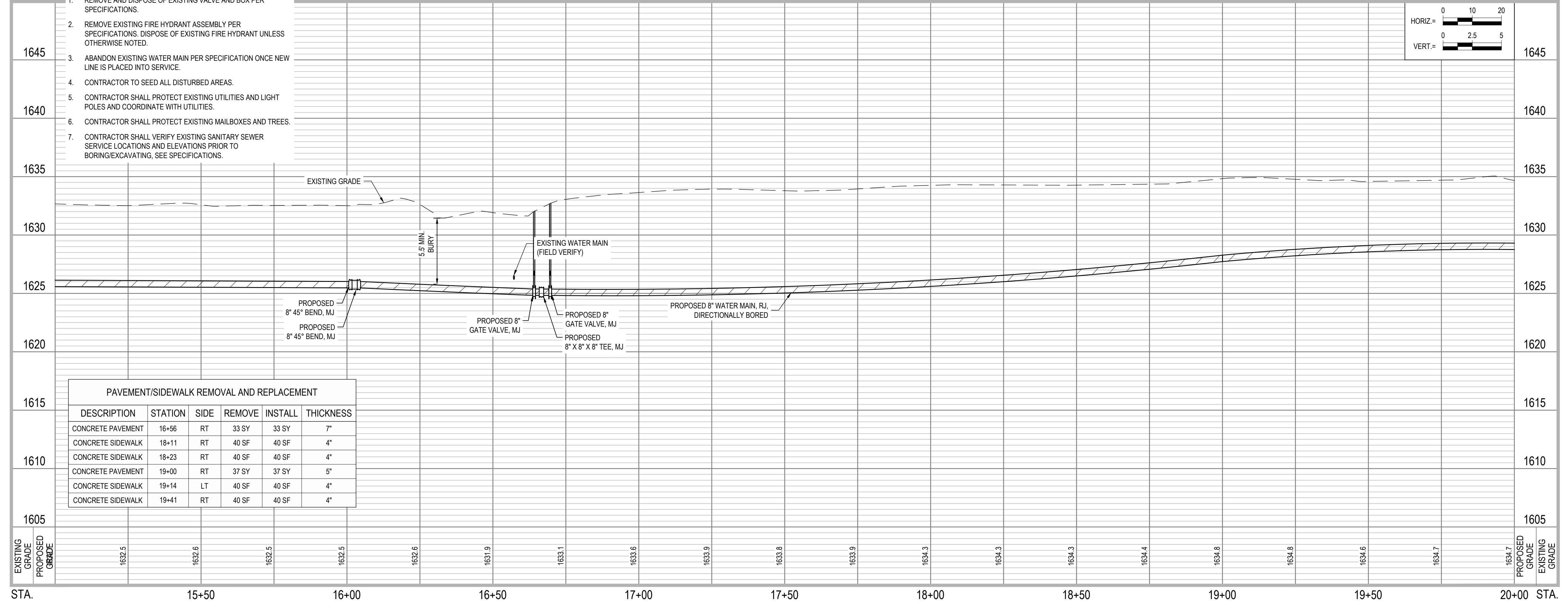
05/13/2026
 ETHAN JOY, PE
 E-12024

ISSUE

MARK	DATE	DESCRIPTION
FD	05/13/2026	100% SUBMITTAL

GENERAL NOTES:

- REMOVE AND DISPOSE OF EXISTING VALVE AND BOX PER SPECIFICATIONS.
- REMOVE EXISTING FIRE HYDRANT ASSEMBLY PER SPECIFICATIONS. DISPOSE OF EXISTING FIRE HYDRANT UNLESS OTHERWISE NOTED.
- ABANDON EXISTING WATER MAIN PER SPECIFICATION ONCE NEW LINE IS PLACED INTO SERVICE.
- CONTRACTOR TO SEED ALL DISTURBED AREAS.
- CONTRACTOR SHALL PROTECT EXISTING UTILITIES AND LIGHT POLES AND COORDINATE WITH UTILITIES.
- CONTRACTOR SHALL PROTECT EXISTING MAILBOXES AND TREES.
- CONTRACTOR SHALL VERIFY EXISTING SANITARY SEWER SERVICE LOCATIONS AND ELEVATIONS PRIOR TO BORING/EXCAVATING. SEE SPECIFICATIONS.



PAVEMENT/SIDEWALK REMOVAL AND REPLACEMENT					
DESCRIPTION	STATION	SIDE	REMOVE	INSTALL	THICKNESS
CONCRETE PAVEMENT	16+56	RT	33 SY	33 SY	7"
CONCRETE SIDEWALK	18+11	RT	40 SF	40 SF	4"
CONCRETE SIDEWALK	18+23	RT	40 SF	40 SF	4"
CONCRETE PAVEMENT	19+00	RT	37 SY	37 SY	5"
CONCRETE SIDEWALK	19+14	LT	40 SF	40 SF	4"
CONCRETE SIDEWALK	19+41	RT	40 SF	40 SF	4"

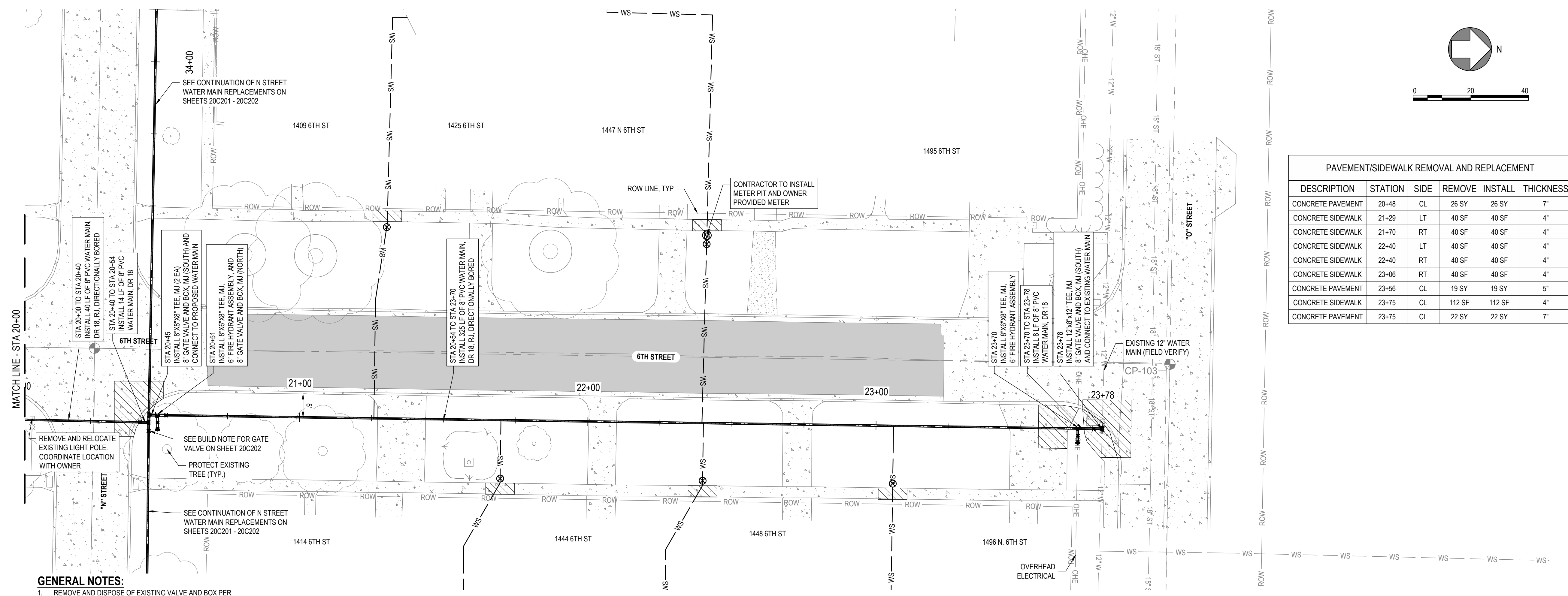
2025 N 6TH STREET WATER MAIN IMPROVEMENTS AND WATER TREATMENT PLANT BACKWASH FORCE MAIN

CITY OF DAVID CITY
 490 E STREET, P.O. BOX 191
 DAVID CITY, NE 68632

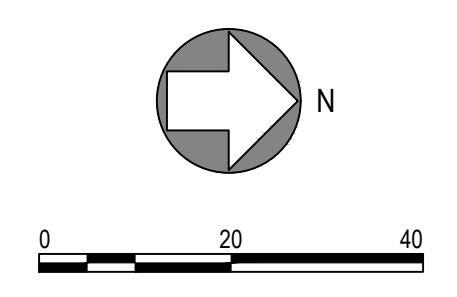
JEO PROJECT NO.: 251298.00
 DRAWN BY: ADP/TAH
 QAQC: RSP

SCALES SHOWN FOR 22"x34" SHEET
 VERIFY SCALE FOR REDUCED OR PRINTED COPIES

6TH STREET WATER MAIN PLAN AND PROFILE

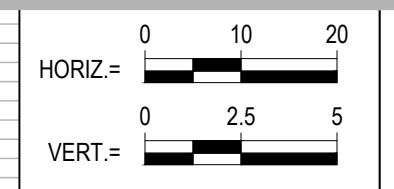
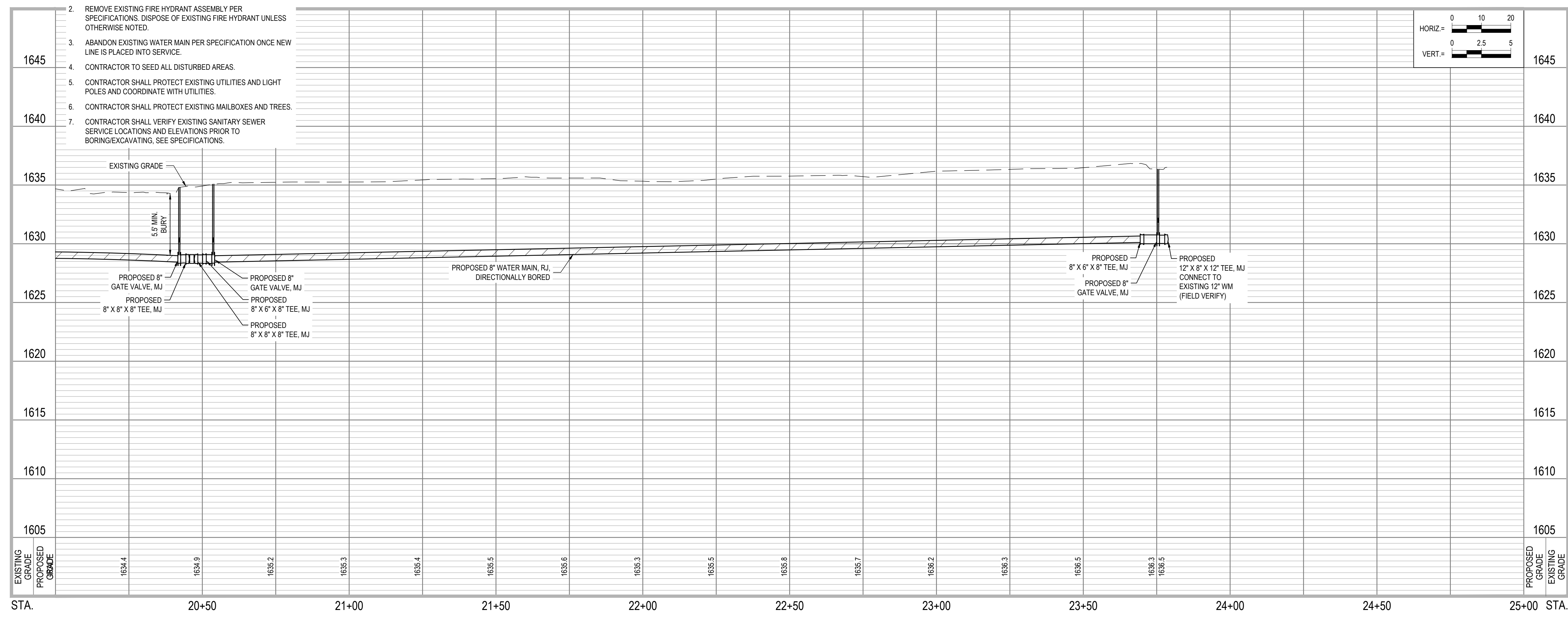


PAVEMENT/SIDEWALK REMOVAL AND REPLACEMENT					
DESCRIPTION	STATION	SIDE	REMOVE	INSTALL	THICKNESS
CONCRETE PAVEMENT	20+48	CL	26 SY	26 SY	7"
CONCRETE SIDEWALK	21+29	LT	40 SF	40 SF	4"
CONCRETE SIDEWALK	21+70	RT	40 SF	40 SF	4"
CONCRETE SIDEWALK	22+40	LT	40 SF	40 SF	4"
CONCRETE SIDEWALK	22+40	RT	40 SF	40 SF	4"
CONCRETE SIDEWALK	23+06	RT	40 SF	40 SF	4"
CONCRETE PAVEMENT	23+56	CL	19 SY	19 SY	5"
CONCRETE SIDEWALK	23+75	CL	112 SF	112 SF	4"
CONCRETE PAVEMENT	23+75	CL	22 SY	22 SY	7"



GENERAL NOTES:

- REMOVE AND DISPOSE OF EXISTING VALVE AND BOX PER SPECIFICATIONS.
- REMOVE EXISTING FIRE HYDRANT ASSEMBLY PER SPECIFICATIONS. DISPOSE OF EXISTING FIRE HYDRANT UNLESS OTHERWISE NOTED.
- ABANDON EXISTING WATER MAIN PER SPECIFICATION ONCE NEW LINE IS PLACED INTO SERVICE.
- CONTRACTOR TO SEED ALL DISTURBED AREAS.
- CONTRACTOR SHALL PROTECT EXISTING UTILITIES AND LIGHT POLES AND COORDINATE WITH UTILITIES.
- CONTRACTOR SHALL PROTECT EXISTING MAILBOXES AND TREES.
- CONTRACTOR SHALL VERIFY EXISTING SANITARY SEWER SERVICE LOCATIONS AND ELEVATIONS PRIOR TO BORING/EXCAVATING. SEE SPECIFICATIONS.



JEO CONSULTING GROUP

1937 N CHESTNUT ST
 WAHOO, NE 68066
 800.723.8567 | jeo.com

ORGANIZATION CERTIFICATE OF AUTHORIZATION NUMBER: CA-0069



05/13/2026
 ETHAN JOY, PE
 E-12024

ISSUE

MARK	DATE	DESCRIPTION
FD	05/13/2026	100% SUBMITTAL

2025 N 6TH STREET WATER MAIN IMPROVEMENTS AND WATER TREATMENT PLANT BACKWASH FORCE MAIN

CITY OF DAVID CITY
 490 E STREET, P.O. BOX 191
 DAVID CITY, NE 68632

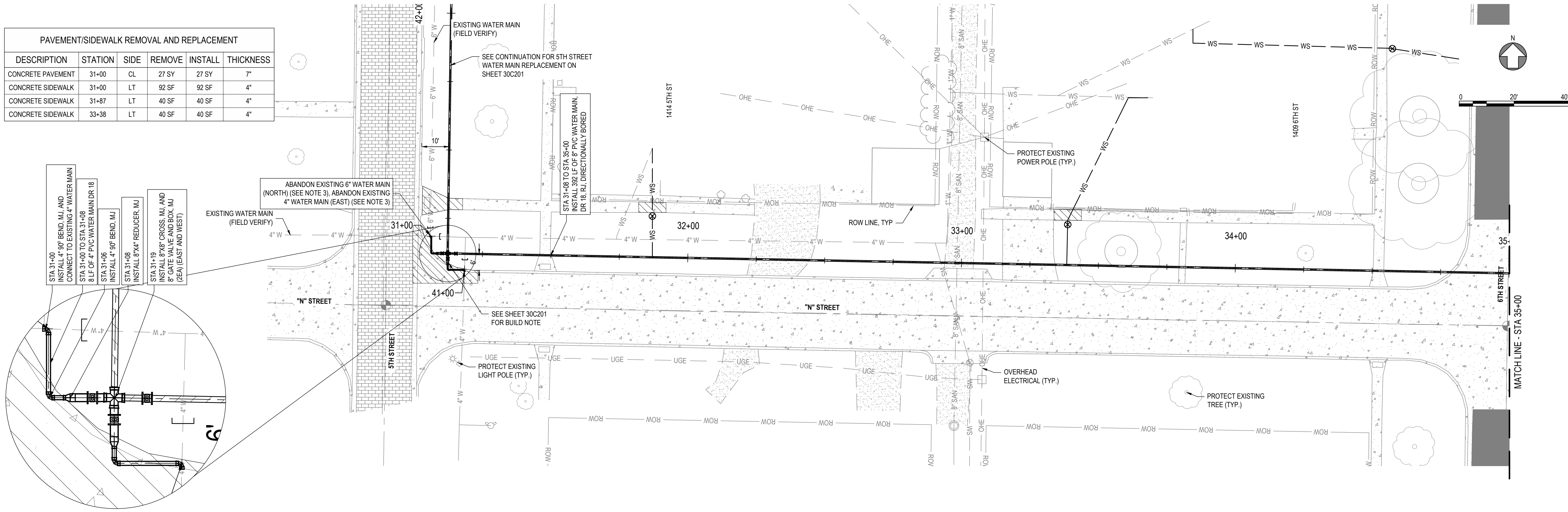
JEO PROJECT NO.: 251298.00
 DRAWN BY: ADP/TAH
 QAQC: RSP

SCALES SHOWN FOR 22"x34" SHEET
 VERIFY SCALE FOR REDUCED OR PRINTED COPIES



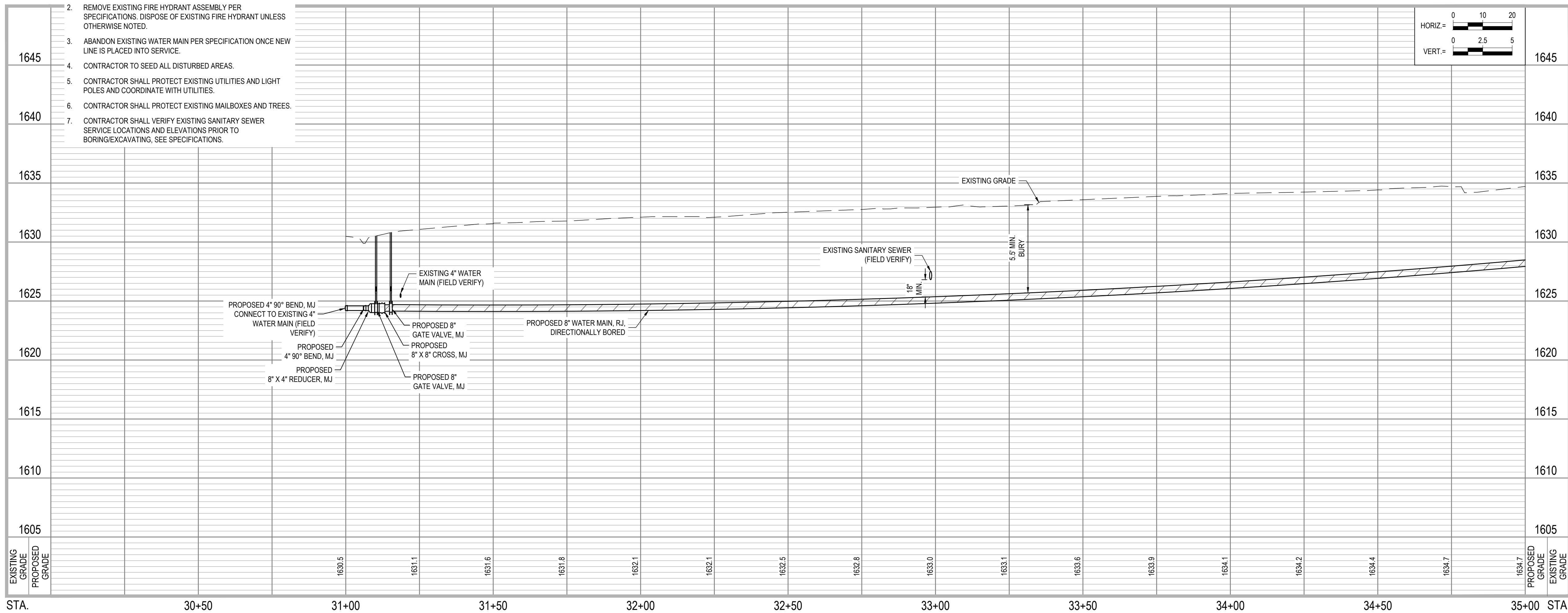
6TH STREET WATER MAIN PLAN AND PROFILE

PAVEMENT/SIDEWALK REMOVAL AND REPLACEMENT					
DESCRIPTION	STATION	SIDE	REMOVE	INSTALL	THICKNESS
CONCRETE PAVEMENT	31+00	CL	27 SY	27 SY	7"
CONCRETE SIDEWALK	31+00	LT	92 SF	92 SF	4"
CONCRETE SIDEWALK	31+87	LT	40 SF	40 SF	4"
CONCRETE SIDEWALK	33+38	LT	40 SF	40 SF	4"



GENERAL NOTES:

- REMOVE AND DISPOSE OF EXISTING VALVE AND BOX PER SPECIFICATIONS.
- REMOVE EXISTING FIRE HYDRANT ASSEMBLY PER SPECIFICATIONS. DISPOSE OF EXISTING FIRE HYDRANT UNLESS OTHERWISE NOTED.
- ABANDON EXISTING WATER MAIN PER SPECIFICATION ONCE NEW LINE IS PLACED INTO SERVICE.
- CONTRACTOR TO SEED ALL DISTURBED AREAS.
- CONTRACTOR SHALL PROTECT EXISTING UTILITIES AND LIGHT POLES AND COORDINATE WITH UTILITIES.
- CONTRACTOR SHALL PROTECT EXISTING MAILBOXES AND TREES.
- CONTRACTOR SHALL VERIFY EXISTING SANITARY SEWER SERVICE LOCATIONS AND ELEVATIONS PRIOR TO BORING/EXCAVATING, SEE SPECIFICATIONS.



JEO CONSULTING GROUP

1937 N CHESTNUT ST
 WAHOO, NE 68066
 800.723.8567 | jeo.com

ORGANIZATION CERTIFICATE OF
 AUTHORIZATION NUMBER: CA-0069



05/13/2026
 ETHAN JOY, PE
 E-12024

ISSUE

MARK	DATE	DESCRIPTION
FD	05/13/2026	100% SUBMITTAL

**2025 N 6TH STREET WATER MAIN
 IMPROVEMENTS AND WATER
 TREATMENT PLANT BACKWASH
 FORCE MAIN**

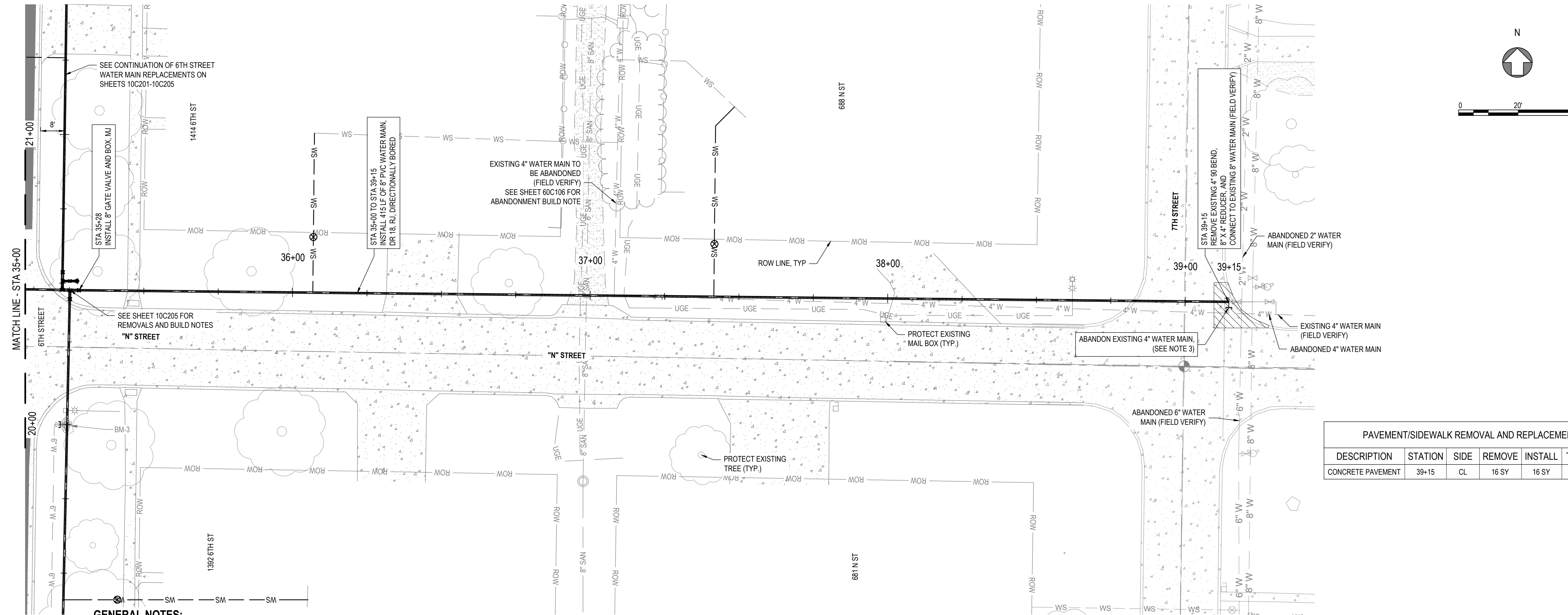
CITY OF DAVID CITY
 490 E STREET, P.O. BOX 191
 DAVID CITY, NE 68632

JEO PROJECT NO.: 251298.00
 DRAWN BY: ADP/TAH
 QAQC: RSP

SCALES SHOWN FOR 22"x34" SHEET
 VERIFY SCALE FOR REDUCED OR PRINTED COPIES

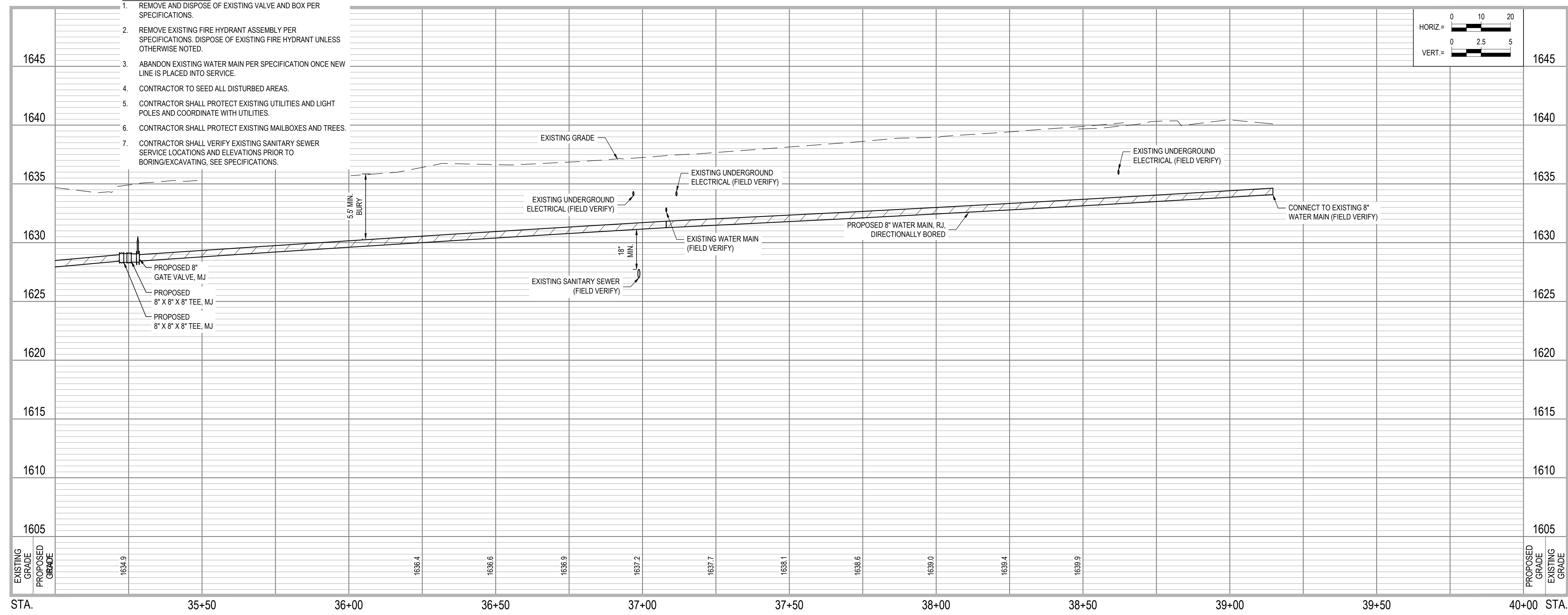


**N STREET WATER MAIN
 PLAN AND PROFILE**




PAVEMENT/SIDEWALK REMOVAL AND REPLACEMENT					
DESCRIPTION	STATION	SIDE	REMOVE	INSTALL	THICKNESS
CONCRETE PAVEMENT	39+15	CL	16 SY	16 SY	7"

- GENERAL NOTES:**
1. REMOVE AND DISPOSE OF EXISTING VALVE AND BOX PER SPECIFICATIONS.
 2. REMOVE EXISTING FIRE HYDRANT ASSEMBLY PER SPECIFICATIONS. DISPOSE OF EXISTING FIRE HYDRANT UNLESS OTHERWISE NOTED.
 3. ABANDON EXISTING WATER MAIN PER SPECIFICATION ONCE NEW LINE IS PLACED INTO SERVICE.
 4. CONTRACTOR TO SEED ALL DISTURBED AREAS.
 5. CONTRACTOR SHALL PROTECT EXISTING UTILITIES AND LIGHT POLES AND COORDINATE WITH UTILITIES.
 6. CONTRACTOR SHALL PROTECT EXISTING MAILBOXES AND TREES.
 7. CONTRACTOR SHALL VERIFY EXISTING SANITARY SEWER SERVICE LOCATIONS AND ELEVATIONS PRIOR TO BORING/EXCAVATING, SEE SPECIFICATIONS.



JEO CONSULTING GROUP
 1937 N CHESTNUT ST
 WAHOO, NE 68066
 800.723.8567 | jeo.com

ORGANIZATION CERTIFICATE OF
 AUTHORIZATION NUMBER: CA-0069



05/13/2026
 ETHAN JOY, PE
 E-12024

ISSUE

MARK	DATE	DESCRIPTION
FD	05/13/2026	100% SUBMITTAL

2025 N 6TH STREET WATER MAIN IMPROVEMENTS AND WATER TREATMENT PLANT BACKWASH FORCE MAIN

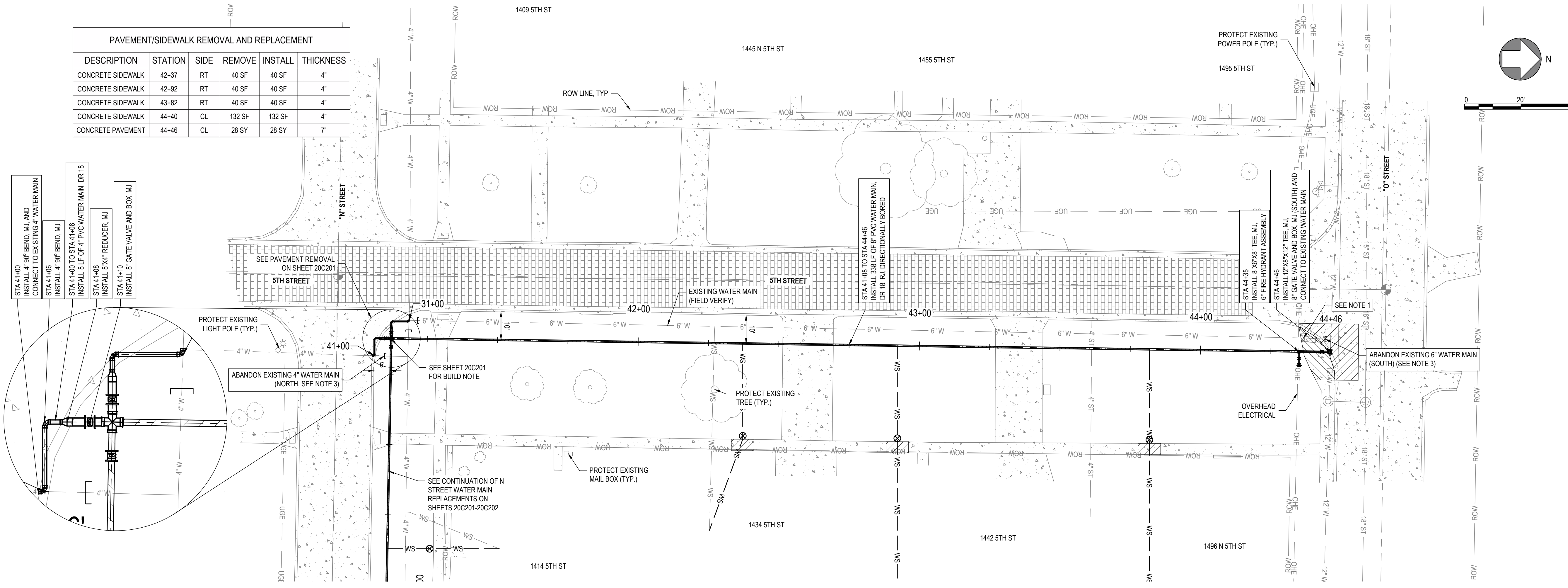
CITY OF DAVID CITY
 490 E STREET, P.O. BOX 191
 DAVID CITY, NE 68632

JEO PROJECT NO.: 251298.00
 DRAWN BY: ADP/TAH
 QAQC: RSP

SCALES SHOWN FOR 22"x34" SHEET
 VERIFY SCALE FOR REDUCED OR PRINTED COPIES

N STREET WATER MAIN PLAN AND PROFILE

PAVEMENT/SIDEWALK REMOVAL AND REPLACEMENT					
DESCRIPTION	STATION	SIDE	REMOVE	INSTALL	THICKNESS
CONCRETE SIDEWALK	42+37	RT	40 SF	40 SF	4"
CONCRETE SIDEWALK	42+92	RT	40 SF	40 SF	4"
CONCRETE SIDEWALK	43+82	RT	40 SF	40 SF	4"
CONCRETE SIDEWALK	44+40	CL	132 SF	132 SF	4"
CONCRETE PAVEMENT	44+46	CL	28 SY	28 SY	7"



JEO CONSULTING GROUP
 1937 N CHESTNUT ST
 WAHOO, NE 68066
 800.723.8567 | jeo.com

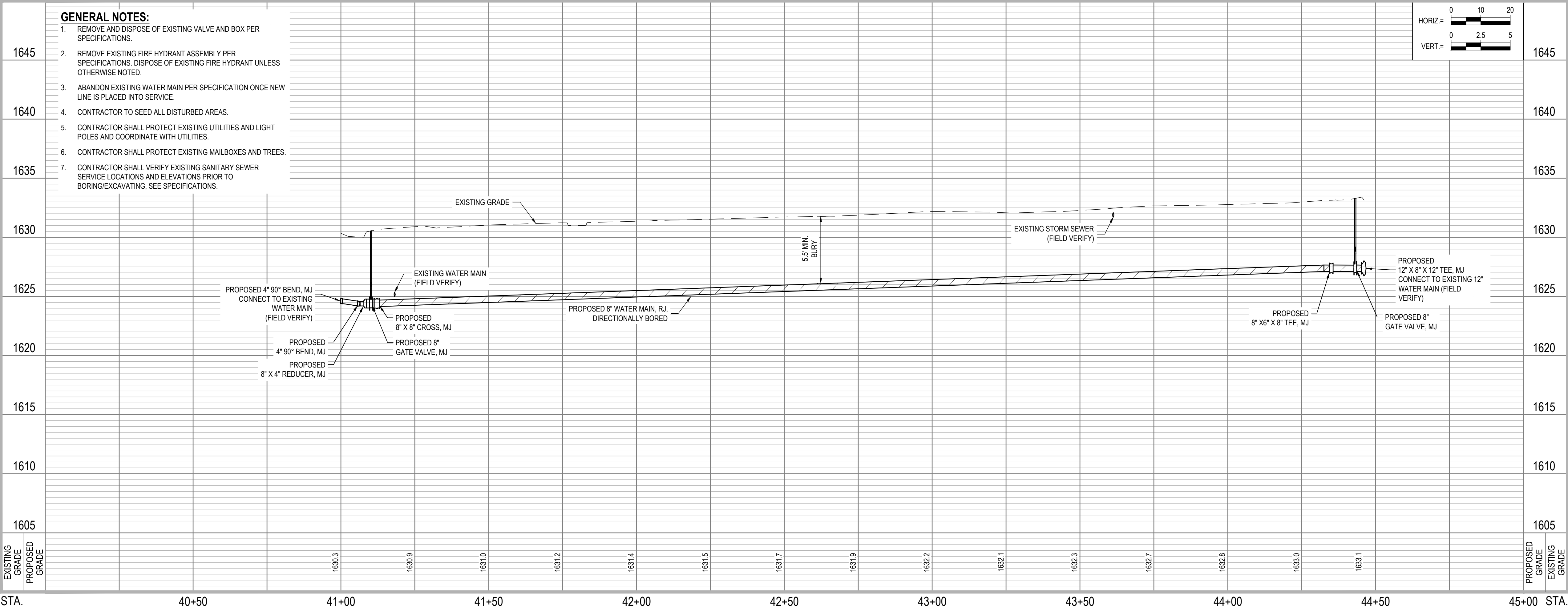
ORGANIZATION CERTIFICATE OF AUTHORIZATION NUMBER: CA-0069

PROFESSIONAL CIVIL ENGINEER
 ETHAN E. JOY
 E-12024
 STATE OF NEBRASKA

05/13/2026
 ETHAN JOY, PE
 E-12024

ISSUE

MARK	DATE	DESCRIPTION
FD	05/13/2026	100% SUBMITTAL



2025 N 6TH STREET WATER MAIN IMPROVEMENTS AND WATER TREATMENT PLANT BACKWASH FORCE MAIN

CITY OF DAVID CITY
 490 E STREET, P.O. BOX 191
 DAVID CITY, NE 68632

JEO PROJECT NO.: 251298.00
 DRAWN BY: ADP/TAH
 QAQC: RSP

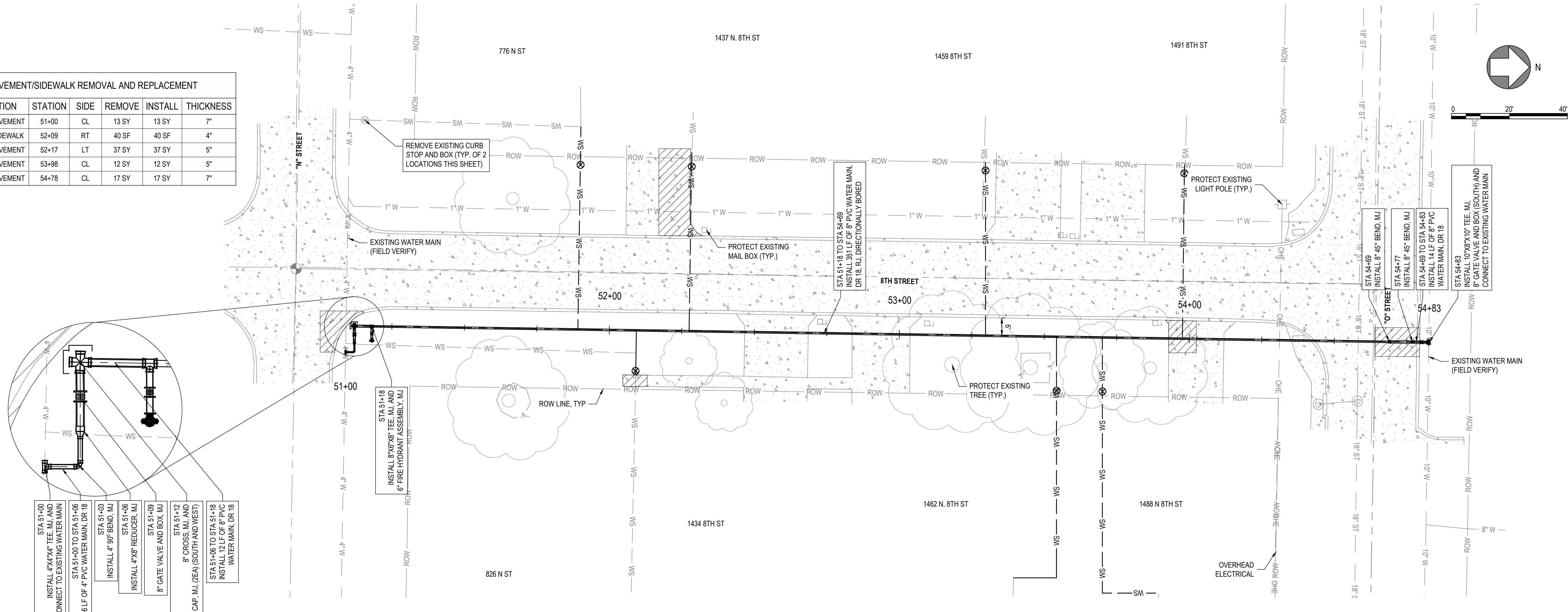
SCALES SHOWN FOR 22"x34" SHEET
 VERIFY SCALE FOR REDUCED OR PRINTED COPIES

US SURVEY FEET (ft)

5TH STREET WATER MAIN PLAN AND PROFILE

30C201

PAVEMENT/SIDEWALK REMOVAL AND REPLACEMENT					
DESCRIPTION	STATION	SIDE	REMOVE	INSTALL	THICKNESS
CONCRETE PAVEMENT	51+00	CL	13 SY	13 SY	7"
CONCRETE SIDEWALK	52+09	RT	40 SF	40 SF	4"
CONCRETE PAVEMENT	52+17	LT	37 SY	37 SY	5"
CONCRETE PAVEMENT	53+98	CL	12 SY	12 SY	5"
CONCRETE PAVEMENT	54+78	CL	17 SY	17 SY	7"



JEO CONSULTING GROUP

1937 N CHESTNUT ST
 WAHOO, NE 68066
 800.723.8567 | jeo.com

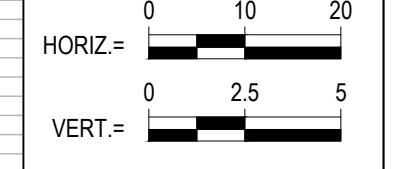
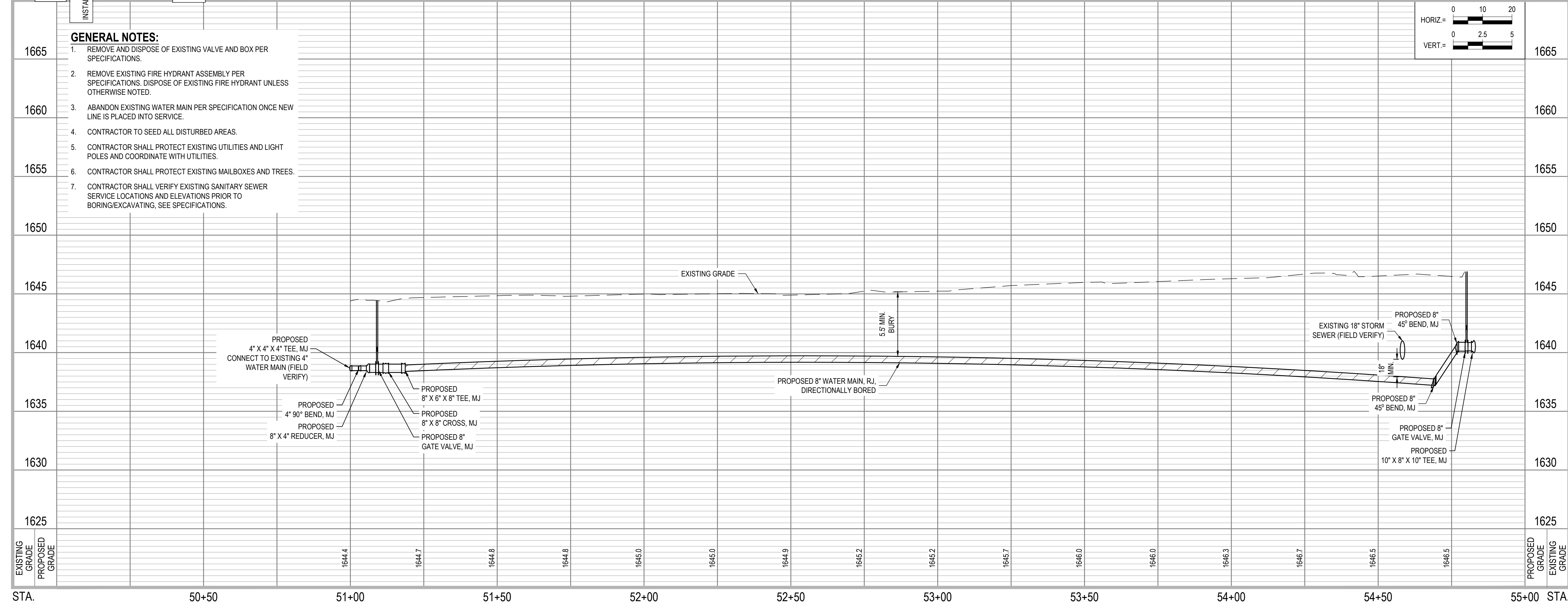
ORGANIZATION CERTIFICATE OF
 AUTHORIZATION NUMBER: CA-0069



05/13/2026
 ETHAN JOY, PE
 E-12024

ISSUE

MARK	DATE	DESCRIPTION
FD	05/13/2026	100% SUBMITTAL



- GENERAL NOTES:**
- REMOVE AND DISPOSE OF EXISTING VALVE AND BOX PER SPECIFICATIONS.
 - REMOVE EXISTING FIRE HYDRANT ASSEMBLY PER SPECIFICATIONS. DISPOSE OF EXISTING FIRE HYDRANT UNLESS OTHERWISE NOTED.
 - ABANDON EXISTING WATER MAIN PER SPECIFICATION ONCE NEW LINE IS PLACED INTO SERVICE.
 - CONTRACTOR TO SEED ALL DISTURBED AREAS.
 - CONTRACTOR SHALL PROTECT EXISTING UTILITIES AND LIGHT POLES AND COORDINATE WITH UTILITIES.
 - CONTRACTOR SHALL PROTECT EXISTING MAILBOXES AND TREES.
 - CONTRACTOR SHALL VERIFY EXISTING SANITARY SEWER SERVICE LOCATIONS AND ELEVATIONS PRIOR TO BORING/EXCAVATING. SEE SPECIFICATIONS.

2025 N 6TH STREET WATER MAIN IMPROVEMENTS AND WATER TREATMENT PLANT BACKWASH FORCE MAIN

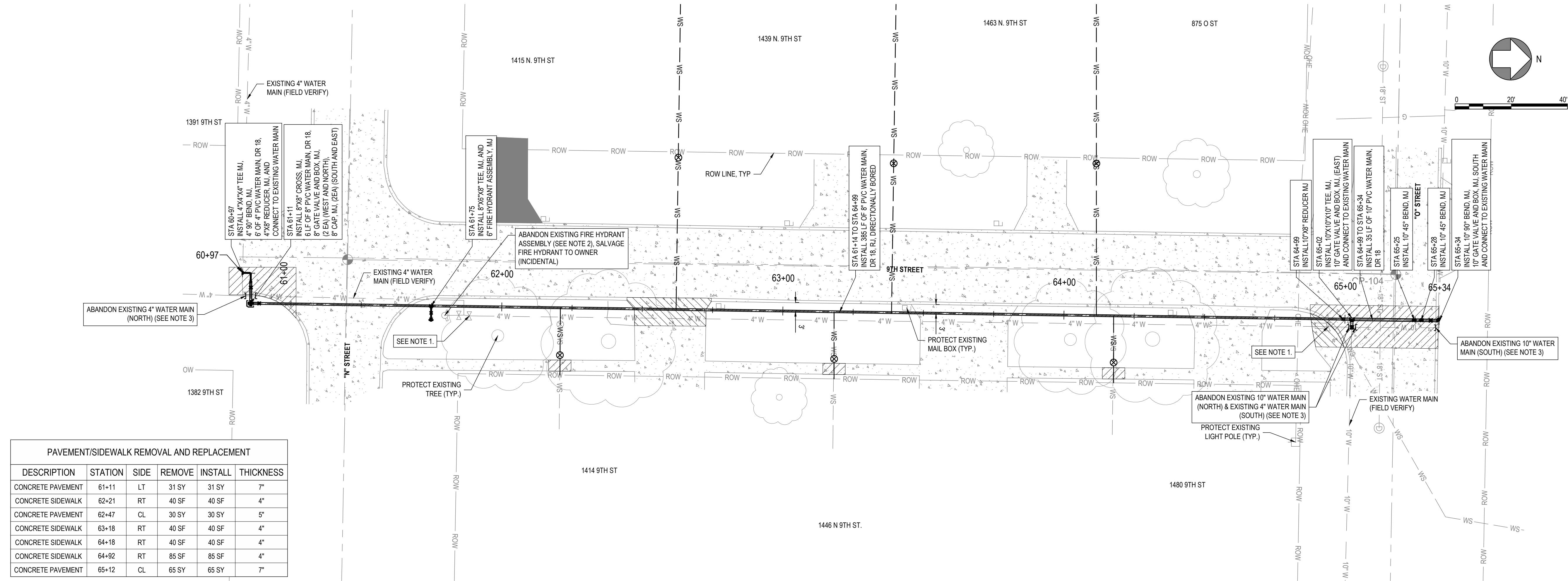
CITY OF DAVID CITY
 490 E STREET, P.O. BOX 191
 DAVID CITY, NE 68632

JEO PROJECT NO.: 251298.00
 DRAWN BY: ADP/TAH
 QAQC: RSP

SCALES SHOWN FOR 22"x34" SHEET
 VERIFY SCALE FOR REDUCED OR PRINTED COPIES



8TH STREET WATER MAIN PLAN AND PROFILE



PAVEMENT/SIDEWALK REMOVAL AND REPLACEMENT					
DESCRIPTION	STATION	SIDE	REMOVE	INSTALL	THICKNESS
CONCRETE PAVEMENT	61+11	LT	31 SY	31 SY	7"
CONCRETE SIDEWALK	62+21	RT	40 SF	40 SF	4"
CONCRETE PAVEMENT	62+47	CL	30 SY	30 SY	5"
CONCRETE SIDEWALK	63+18	RT	40 SF	40 SF	4"
CONCRETE SIDEWALK	64+18	RT	40 SF	40 SF	4"
CONCRETE SIDEWALK	64+92	RT	85 SF	85 SF	4"
CONCRETE PAVEMENT	65+12	CL	65 SY	65 SY	7"



JEO CONSULTING GROUP
 1937 N CHESTNUT ST
 WAHOO, NE 68066
 800.723.8567 | jeo.com

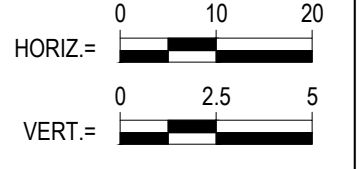
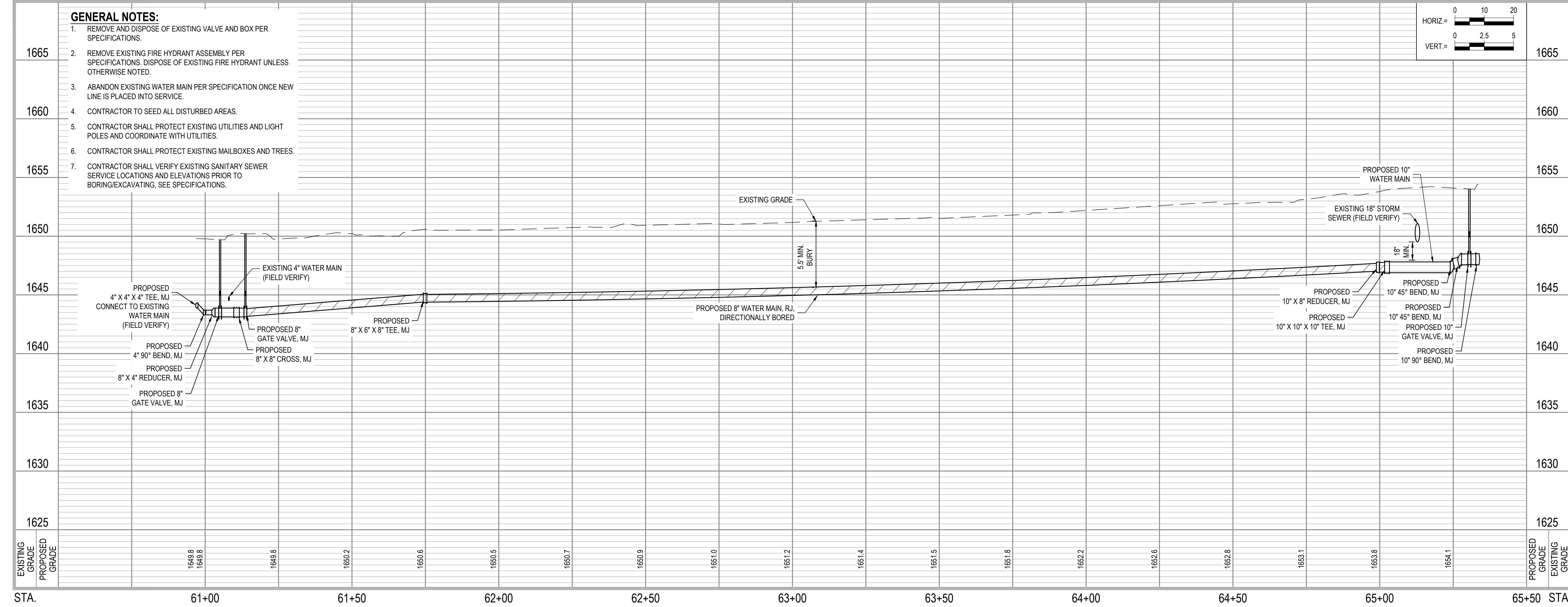
ORGANIZATION CERTIFICATE OF AUTHORIZATION NUMBER: CA-0069



05/13/2026
 ETHAN JOY, PE
 E-12024

ISSUE

MARK	DATE	DESCRIPTION
FD	05/13/2026	100% SUBMITTAL



2025 N 6TH STREET WATER MAIN IMPROVEMENTS AND WATER TREATMENT PLANT BACKWASH FORCE MAIN

CITY OF DAVID CITY
 490 E STREET, P.O. BOX 191
 DAVID CITY, NE 68632

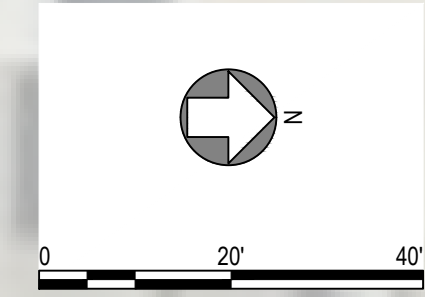
JEO PROJECT NO.: 251298.00
 DRAWN BY: ADP/TAH
 QAQC: RSP

SCALES SHOWN FOR 22"x34" SHEET
 VERIFY SCALE FOR REDUCED OR PRINTED COPIES
US SURVEY FEET (±FT)

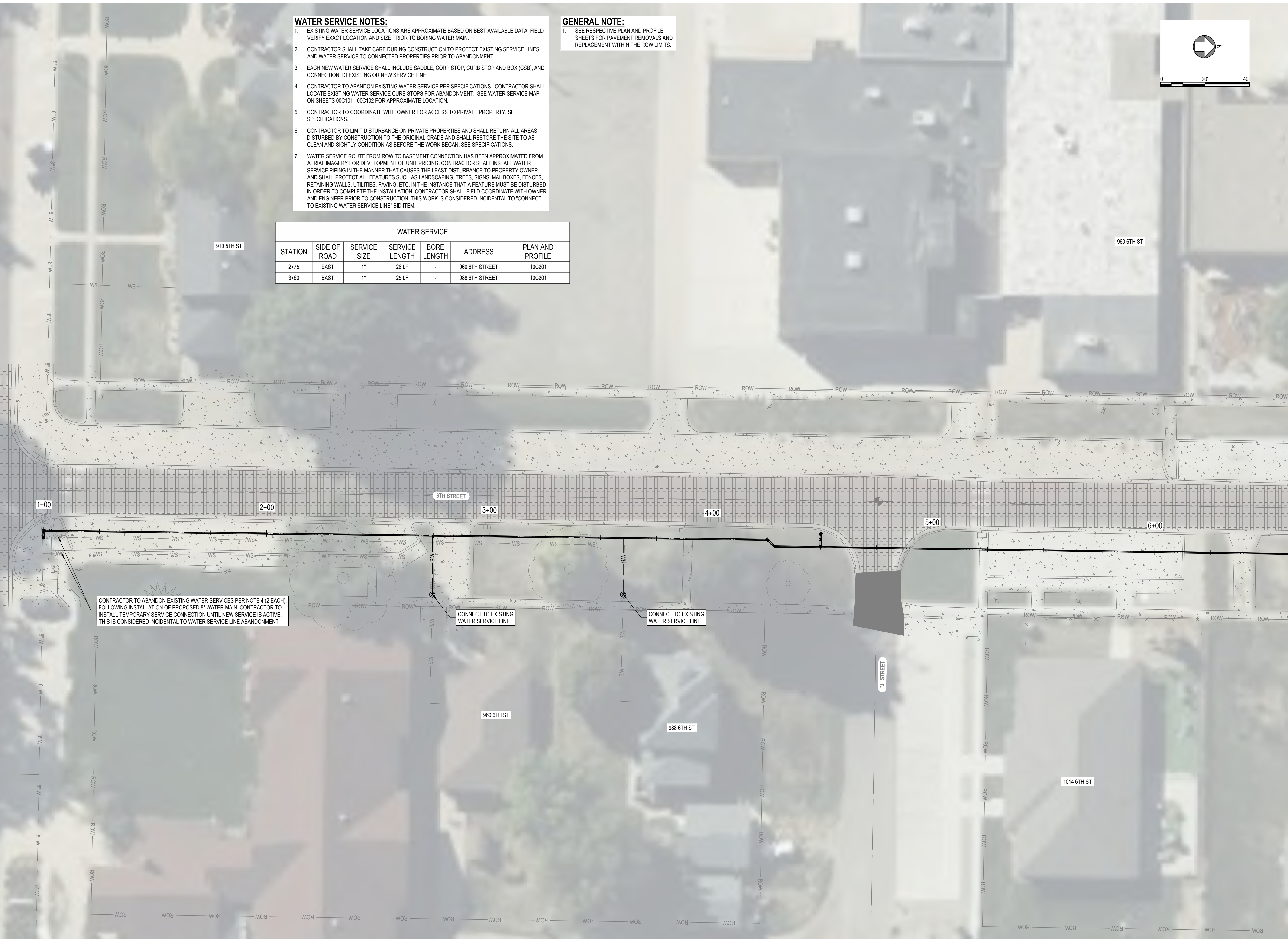
9TH STREET WATER MAIN PLAN AND PROFILE


- WATER SERVICE NOTES:**
- EXISTING WATER SERVICE LOCATIONS ARE APPROXIMATE BASED ON BEST AVAILABLE DATA. FIELD VERIFY EXACT LOCATION AND SIZE PRIOR TO BORING WATER MAIN.
 - CONTRACTOR SHALL TAKE CARE DURING CONSTRUCTION TO PROTECT EXISTING SERVICE LINES AND WATER SERVICE TO CONNECTED PROPERTIES PRIOR TO ABANDONMENT
 - EACH NEW WATER SERVICE SHALL INCLUDE SADDLE, CORP STOP, CURB STOP AND BOX (CSB), AND CONNECTION TO EXISTING OR NEW SERVICE LINE.
 - CONTRACTOR TO ABANDON EXISTING WATER SERVICE PER SPECIFICATIONS. CONTRACTOR SHALL LOCATE EXISTING WATER SERVICE CURB STOPS FOR ABANDONMENT. SEE WATER SERVICE MAP ON SHEETS 00C101 - 00C102 FOR APPROXIMATE LOCATION.
 - CONTRACTOR TO COORDINATE WITH OWNER FOR ACCESS TO PRIVATE PROPERTY. SEE SPECIFICATIONS.
 - CONTRACTOR TO LIMIT DISTURBANCE ON PRIVATE PROPERTIES AND SHALL RETURN ALL AREAS DISTURBED BY CONSTRUCTION TO THE ORIGINAL GRADE AND SHALL RESTORE THE SITE TO AS CLEAN AND SLIGHTLY CONDITION AS BEFORE THE WORK BEGAN, SEE SPECIFICATIONS.
 - WATER SERVICE ROUTE FROM ROW TO BASEMENT CONNECTION HAS BEEN APPROXIMATED FROM AERIAL IMAGERY FOR DEVELOPMENT OF UNIT PRICING. CONTRACTOR SHALL INSTALL WATER SERVICE PIPING IN THE MANNER THAT CAUSES THE LEAST DISTURBANCE TO PROPERTY OWNER AND SHALL PROTECT ALL FEATURES SUCH AS LANDSCAPING, TREES, SIGNS, MAILBOXES, FENCES, RETAINING WALLS, UTILITIES, PAVING, ETC. IN THE INSTANCE THAT A FEATURE MUST BE DISTURBED IN ORDER TO COMPLETE THE INSTALLATION, CONTRACTOR SHALL FIELD COORDINATE WITH OWNER AND ENGINEER PRIOR TO CONSTRUCTION. THIS WORK IS CONSIDERED INCIDENTAL TO "CONNECT TO EXISTING WATER SERVICE LINE" BID ITEM.

- GENERAL NOTE:**
- SEE RESPECTIVE PLAN AND PROFILE SHEETS FOR PAVEMENT REMOVALS AND REPLACEMENT WITHIN THE ROW LIMITS.




WATER SERVICE						
STATION	SIDE OF ROAD	SERVICE SIZE	SERVICE LENGTH	BORE LENGTH	ADDRESS	PLAN AND PROFILE
2+75	EAST	1"	25 LF	-	960 6TH STREET	10C201
3+60	EAST	1"	25 LF	-	988 6TH STREET	10C201





JEO CONSULTING GROUP
 1937 N CHESTNUT ST
 WAHOO, NE 68066
 800.723.8567 | jeo.com

ORGANIZATION CERTIFICATE OF AUTHORIZATION NUMBER: CA-0069



05/13/2026
 ETHAN JOY, PE
 E-12024

ISSUE


MARK	DATE	DESCRIPTION
FD	05/13/2026	100% SUBMITTAL

2025 N 6TH STREET WATER MAIN IMPROVEMENTS AND WATER TREATMENT PLANT BACKWASH FORCE MAIN

CITY OF DAVID CITY
 490 E STREET, P.O. BOX 191
 DAVID CITY, NE 68632

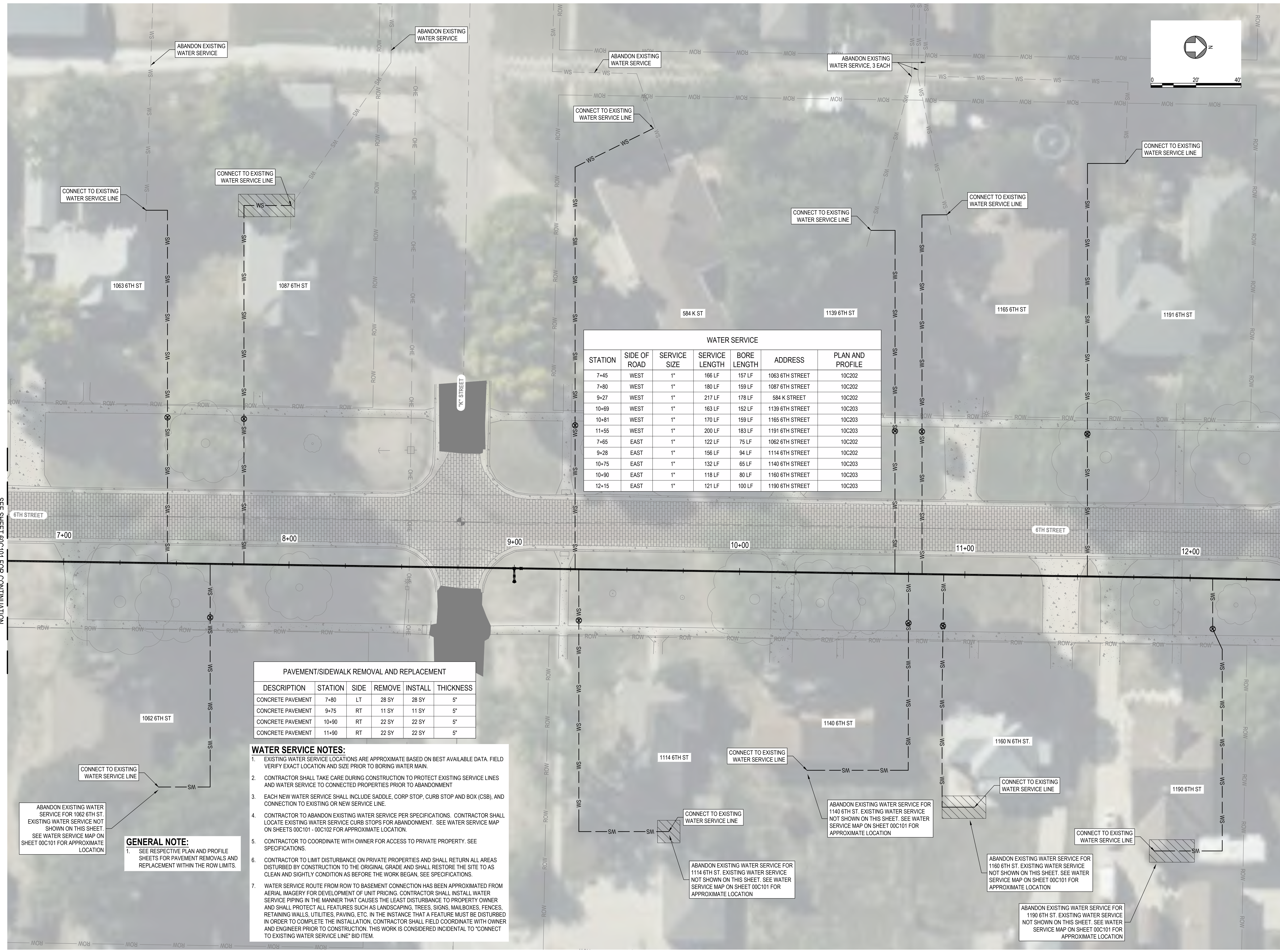
JEO PROJECT NO.:	251298.00
DRAWN BY:	ADP/TAH
QAQC:	RSP

SCALES SHOWN FOR 22"x34" SHEET
 VERIFY SCALE FOR REDUCED OR PRINTED COPIES

 **US SURVEY FEET (±FT)**

PROPOSED WATER SERVICE PLAN

60C101



WATER SERVICE						
STATION	SIDE OF ROAD	SERVICE SIZE	SERVICE LENGTH	BORE LENGTH	ADDRESS	PLAN AND PROFILE
7+45	WEST	1"	166 LF	157 LF	1063 6TH STREET	10C202
7+80	WEST	1"	180 LF	159 LF	1087 6TH STREET	10C202
9+27	WEST	1"	217 LF	178 LF	584 K STREET	10C202
10+69	WEST	1"	163 LF	152 LF	1139 6TH STREET	10C203
10+81	WEST	1"	170 LF	159 LF	1165 6TH STREET	10C203
11+55	WEST	1"	200 LF	183 LF	1191 6TH STREET	10C203
7+65	EAST	1"	122 LF	75 LF	1062 6TH STREET	10C202
9+28	EAST	1"	156 LF	94 LF	1114 6TH STREET	10C202
10+75	EAST	1"	132 LF	65 LF	1140 6TH STREET	10C203
10+90	EAST	1"	118 LF	80 LF	1160 6TH STREET	10C203
12+15	EAST	1"	121 LF	100 LF	1190 6TH STREET	10C203

PAVEMENT/SIDEWALK REMOVAL AND REPLACEMENT					
DESCRIPTION	STATION	SIDE	REMOVE	INSTALL	THICKNESS
CONCRETE PAVEMENT	7+80	LT	28 SY	28 SY	5"
CONCRETE PAVEMENT	9+75	RT	11 SY	11 SY	5"
CONCRETE PAVEMENT	10+90	RT	22 SY	22 SY	5"
CONCRETE PAVEMENT	11+90	RT	22 SY	22 SY	5"

- WATER SERVICE NOTES:**
- EXISTING WATER SERVICE LOCATIONS ARE APPROXIMATE BASED ON BEST AVAILABLE DATA. FIELD VERIFY EXACT LOCATION AND SIZE PRIOR TO BORING WATER MAIN.
 - CONTRACTOR SHALL TAKE CARE DURING CONSTRUCTION TO PROTECT EXISTING SERVICE LINES AND WATER SERVICE TO CONNECTED PROPERTIES PRIOR TO ABANDONMENT
 - EACH NEW WATER SERVICE SHALL INCLUDE SADDLE, CORP STOP, CURB STOP AND BOX (CSB), AND CONNECTION TO EXISTING OR NEW SERVICE LINE.
 - CONTRACTOR TO ABANDON EXISTING WATER SERVICE PER SPECIFICATIONS. CONTRACTOR SHALL LOCATE EXISTING WATER SERVICE CURB STOPS FOR ABANDONMENT. SEE WATER SERVICE MAP ON SHEETS 00C101 - 00C102 FOR APPROXIMATE LOCATION.
 - CONTRACTOR TO COORDINATE WITH OWNER FOR ACCESS TO PRIVATE PROPERTY. SEE SPECIFICATIONS.
 - CONTRACTOR TO LIMIT DISTURBANCE ON PRIVATE PROPERTIES AND SHALL RETURN ALL AREAS DISTURBED BY CONSTRUCTION TO THE ORIGINAL GRADE AND SHALL RESTORE THE SITE TO AS CLEAN AND SLIGHTLY BETTER CONDITION AS BEFORE THE WORK BEGAN. SEE SPECIFICATIONS.
 - WATER SERVICE ROUTE FROM ROW TO BASEMENT CONNECTION HAS BEEN APPROXIMATED FROM AERIAL IMAGERY FOR DEVELOPMENT OF UNIT PRICING. CONTRACTOR SHALL INSTALL WATER SERVICE PIPING IN THE MANNER THAT CAUSES THE LEAST DISTURBANCE TO PROPERTY OWNER AND SHALL PROTECT ALL FEATURES SUCH AS LANDSCAPING, TREES, SIGNS, MAILBOXES, FENCES, RETAINING WALLS, UTILITIES, PAVING, ETC. IN THE INSTANCE THAT A FEATURE MUST BE DISTURBED IN ORDER TO COMPLETE THE INSTALLATION, CONTRACTOR SHALL FIELD COORDINATE WITH OWNER AND ENGINEER PRIOR TO CONSTRUCTION. THIS WORK IS CONSIDERED INCIDENTAL TO "CONNECT TO EXISTING WATER SERVICE LINE" BID ITEM.

GENERAL NOTE:
 1. SEE RESPECTIVE PLAN AND PROFILE SHEETS FOR PAVEMENT REMOVALS AND REPLACEMENT WITHIN THE ROW LIMITS.

ABANDON EXISTING WATER SERVICE FOR 1062 6TH ST. EXISTING WATER SERVICE NOT SHOWN ON THIS SHEET. SEE WATER SERVICE MAP ON SHEET 00C101 FOR APPROXIMATE LOCATION

ABANDON EXISTING WATER SERVICE FOR 1114 6TH ST. EXISTING WATER SERVICE NOT SHOWN ON THIS SHEET. SEE WATER SERVICE MAP ON SHEET 00C101 FOR APPROXIMATE LOCATION

ABANDON EXISTING WATER SERVICE FOR 1140 6TH ST. EXISTING WATER SERVICE NOT SHOWN ON THIS SHEET. SEE WATER SERVICE MAP ON SHEET 00C101 FOR APPROXIMATE LOCATION

ABANDON EXISTING WATER SERVICE FOR 1160 6TH ST. EXISTING WATER SERVICE NOT SHOWN ON THIS SHEET. SEE WATER SERVICE MAP ON SHEET 00C101 FOR APPROXIMATE LOCATION

ABANDON EXISTING WATER SERVICE FOR 1190 6TH ST. EXISTING WATER SERVICE NOT SHOWN ON THIS SHEET. SEE WATER SERVICE MAP ON SHEET 00C101 FOR APPROXIMATE LOCATION



JEO CONSULTING GROUP

1937 N CHESTNUT ST
 WAHOO, NE 68066
 800.723.8567 | jeo.com

ORGANIZATION CERTIFICATE OF AUTHORIZATION NUMBER: CA-0069



05/13/2026
 ETHAN JOY, PE
 E-12024

ISSUE

MARK	DATE	DESCRIPTION
FD	05/13/2026	100% SUBMITTAL

2025 N 6TH STREET WATER MAIN IMPROVEMENTS AND WATER TREATMENT PLANT BACKWASH FORCE MAIN

CITY OF DAVID CITY
 490 E STREET, P.O. BOX 191
 DAVID CITY, NE 68632

JEO PROJECT NO.: 251298.00
 DRAWN BY: ADP/TAH
 QAQC: RSP

SCALES SHOWN FOR 22"x34" SHEET
 VERIFY SCALE FOR REDUCED OR PRINTED COPIES



PROPOSED WATER SERVICE PLAN

- WATER SERVICE NOTES:**
- EXISTING WATER SERVICE LOCATIONS ARE APPROXIMATE BASED ON BEST AVAILABLE DATA. FIELD VERIFY EXACT LOCATION AND SIZE PRIOR TO BORING WATER MAIN.
 - CONTRACTOR SHALL TAKE CARE DURING CONSTRUCTION TO PROTECT EXISTING SERVICE LINES AND WATER SERVICE TO CONNECTED PROPERTIES PRIOR TO ABANDONMENT
 - EACH NEW WATER SERVICE SHALL INCLUDE SADDLE, CORP STOP, CURB STOP AND BOX (CSB), AND CONNECTION TO EXISTING OR NEW SERVICE LINE.
 - CONTRACTOR TO ABANDON EXISTING WATER SERVICE PER SPECIFICATIONS. CONTRACTOR SHALL LOCATE EXISTING WATER SERVICE CURB STOPS FOR ABANDONMENT. SEE WATER SERVICE MAP ON SHEETS 00C101 - 00C102 FOR APPROXIMATE LOCATION.
 - CONTRACTOR TO COORDINATE WITH OWNER FOR ACCESS TO PRIVATE PROPERTY. SEE SPECIFICATIONS.
 - CONTRACTOR TO LIMIT DISTURBANCE ON PRIVATE PROPERTIES AND SHALL RETURN ALL AREAS DISTURBED BY CONSTRUCTION TO THE ORIGINAL GRADE AND SHALL RESTORE THE SITE TO AS CLEAN AND SLIGHTLY CONDITION AS BEFORE THE WORK BEGAN. SEE SPECIFICATIONS.
 - WATER SERVICE ROUTE FROM ROW TO BASEMENT CONNECTION HAS BEEN APPROXIMATED FROM AERIAL IMAGERY FOR DEVELOPMENT OF UNIT PRICING. CONTRACTOR SHALL INSTALL WATER SERVICE PIPING IN THE MANNER THAT CAUSES THE LEAST DISTURBANCE TO PROPERTY OWNER AND SHALL PROTECT ALL FEATURES SUCH AS LANDSCAPING, TREES, SIGNS, MAILBOXES, FENCES, RETAINING WALLS, UTILITIES, PAVING, ETC. IN THE INSTANCE THAT A FEATURE MUST BE DISTURBED IN ORDER TO COMPLETE THE INSTALLATION, CONTRACTOR SHALL FIELD COORDINATE WITH OWNER AND ENGINEER PRIOR TO CONSTRUCTION. THIS WORK IS CONSIDERED INCIDENTAL TO "CONNECT TO EXISTING WATER SERVICE LINE" BID ITEM.

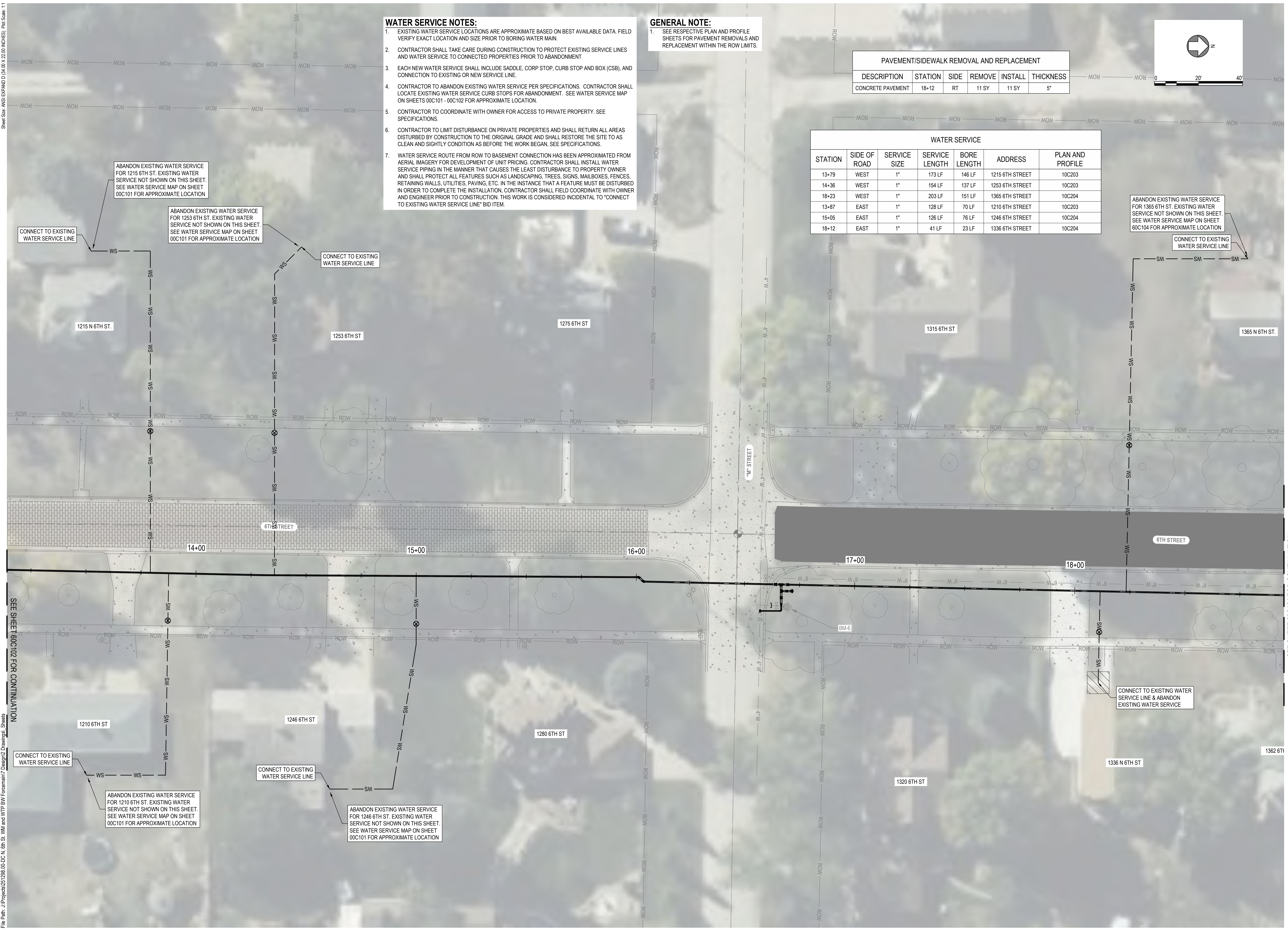
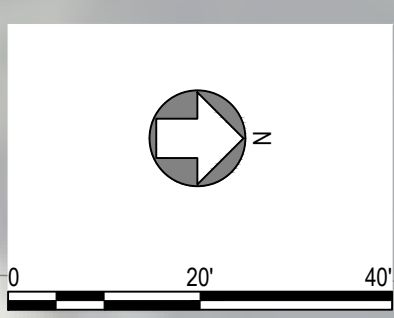
- GENERAL NOTE:**
- SEE RESPECTIVE PLAN AND PROFILE SHEETS FOR PAVEMENT REMOVALS AND REPLACEMENT WITHIN THE ROW LIMITS.

PAVEMENT/SIDEWALK REMOVAL AND REPLACEMENT

DESCRIPTION	STATION	SIDE	REMOVE	INSTALL	THICKNESS
CONCRETE PAVEMENT	18+12	RT	11 SY	11 SY	5"

WATER SERVICE

STATION	SIDE OF ROAD	SERVICE SIZE	SERVICE LENGTH	BORE LENGTH	ADDRESS	PLAN AND PROFILE
13+79	WEST	1"	173 LF	146 LF	1215 6TH STREET	10C203
14+36	WEST	1"	154 LF	137 LF	1253 6TH STREET	10C203
18+23	WEST	1"	203 LF	151 LF	1365 6TH STREET	10C204
13+87	EAST	1"	128 LF	70 LF	1210 6TH STREET	10C203
15+05	EAST	1"	126 LF	76 LF	1246 6TH STREET	10C204
18+12	EAST	1"	41 LF	23 LF	1336 6TH STREET	10C204



JEO CONSULTING GROUP
 1937 N CHESTNUT ST
 WAHOO, NE 68066
 800.723.8567 | jeo.com

ORGANIZATION CERTIFICATE OF AUTHORIZATION NUMBER: CA-0069

PROFESSIONAL CIVIL ENGINEER
 ETHAN E. JOY
 E-12024
 STATE OF NEBRASKA
 05/13/2026
 ETHAN JOY, PE
 E-12024

ISSUE

MARK	DATE	DESCRIPTION
FD	05/13/2026	100% SUBMITTAL

2025 N 6TH STREET WATER MAIN IMPROVEMENTS AND WATER TREATMENT PLANT BACKWASH FORCE MAIN

CITY OF DAVID CITY
 490 E STREET, P.O. BOX 191
 DAVID CITY, NE 68632

JEO PROJECT NO.: 251298.00
 DRAWN BY: ADP/TAH
 QAQC: RSP

SCALES SHOWN FOR 22"x34" SHEET
 VERIFY SCALE FOR REDUCED OR PRINTED COPIES
US SURVEY FEET (±FT)

PROPOSED WATER SERVICE PLAN

WATER SERVICE NOTES:

- EXISTING WATER SERVICE LOCATIONS ARE APPROXIMATE BASED ON BEST AVAILABLE DATA. FIELD VERIFY EXACT LOCATION AND SIZE PRIOR TO BORING WATER MAIN.
- CONTRACTOR SHALL TAKE CARE DURING CONSTRUCTION TO PROTECT EXISTING SERVICE LINES AND WATER SERVICE TO CONNECTED PROPERTIES PRIOR TO ABANDONMENT
- EACH NEW WATER SERVICE SHALL INCLUDE SADDLE, CORP STOP, CURB STOP AND BOX (CSB), AND CONNECTION TO EXISTING OR NEW SERVICE LINE.
- CONTRACTOR TO ABANDON EXISTING WATER SERVICE PER SPECIFICATIONS. CONTRACTOR SHALL LOCATE EXISTING WATER SERVICE CURB STOPS FOR ABANDONMENT. SEE WATER SERVICE MAP ON SHEETS 00C101 - 00C102 FOR APPROXIMATE LOCATION.
- CONTRACTOR TO COORDINATE WITH OWNER FOR ACCESS TO PRIVATE PROPERTY. SEE SPECIFICATIONS.
- CONTRACTOR TO LIMIT DISTURBANCE ON PRIVATE PROPERTIES AND SHALL RETURN ALL AREAS DISTURBED BY CONSTRUCTION TO THE ORIGINAL GRADE AND SHALL RESTORE THE SITE TO AS CLEAN AND SLIGHTLY CONDITION AS BEFORE THE WORK BEGAN. SEE SPECIFICATIONS.
- WATER SERVICE ROUTE FROM ROW TO BASEMENT CONNECTION HAS BEEN APPROXIMATED FROM AERIAL IMAGERY FOR DEVELOPMENT OF UNIT PRICING. CONTRACTOR SHALL INSTALL WATER SERVICE PIPING IN THE MANNER THAT CAUSES THE LEAST DISTURBANCE TO PROPERTY OWNER AND SHALL PROTECT ALL FEATURES SUCH AS LANDSCAPING, TREES, SIGNS, MAILBOXES, FENCES, RETAINING WALLS, UTILITIES, PAVING, ETC. IN THE INSTANCE THAT A FEATURE MUST BE DISTURBED IN ORDER TO COMPLETE THE INSTALLATION, CONTRACTOR SHALL FIELD COORDINATE WITH OWNER AND ENGINEER PRIOR TO CONSTRUCTION. THIS WORK IS CONSIDERED INCIDENTAL TO "CONNECT TO EXISTING WATER SERVICE LINE" BID ITEM.

GENERAL NOTE:

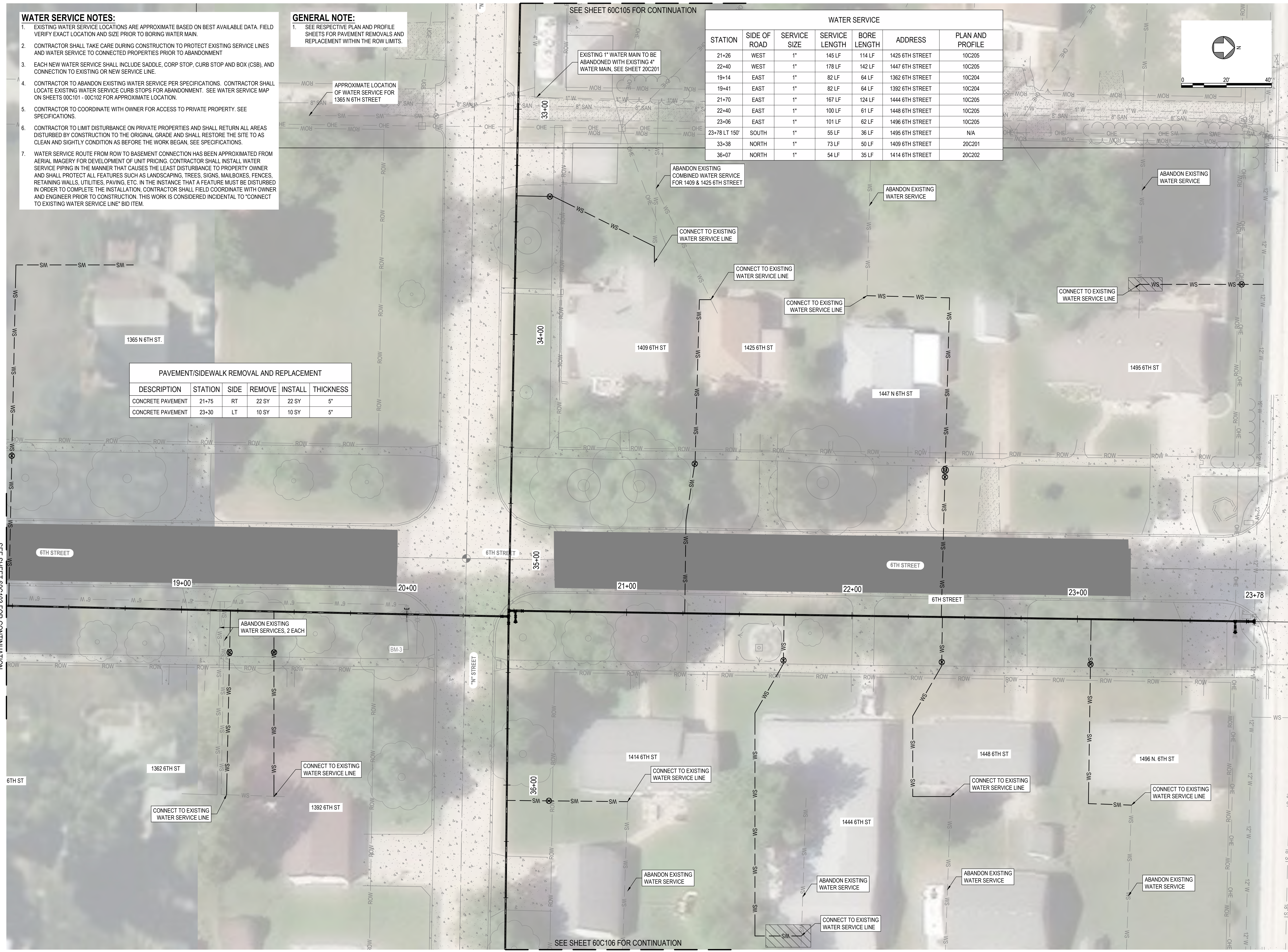
- SEE RESPECTIVE PLAN AND PROFILE SHEETS FOR PAVEMENT REMOVALS AND REPLACEMENT WITHIN THE ROW LIMITS.

PAVEMENT/SIDEWALK REMOVAL AND REPLACEMENT

DESCRIPTION	STATION	SIDE	REMOVE	INSTALL	THICKNESS
CONCRETE PAVEMENT	21-75	RT	22 SY	22 SY	5"
CONCRETE PAVEMENT	23+30	LT	10 SY	10 SY	5"

WATER SERVICE

STATION	SIDE OF ROAD	SERVICE SIZE	SERVICE LENGTH	BORE LENGTH	ADDRESS	PLAN AND PROFILE
21-26	WEST	1"	145 LF	114 LF	1425 6TH STREET	10C205
22-40	WEST	1"	178 LF	142 LF	1447 6TH STREET	10C205
19-14	EAST	1"	82 LF	64 LF	1362 6TH STREET	10C204
19-41	EAST	1"	82 LF	64 LF	1392 6TH STREET	10C204
21-70	EAST	1"	167 LF	124 LF	1444 6TH STREET	10C205
22-40	EAST	1"	100 LF	61 LF	1448 6TH STREET	10C205
23-06	EAST	1"	101 LF	62 LF	1496 6TH STREET	10C205
23+78 LT 150'	SOUTH	1"	55 LF	36 LF	1495 6TH STREET	N/A
33-38	NORTH	1"	73 LF	50 LF	1409 6TH STREET	20C201
36-07	NORTH	1"	54 LF	35 LF	1414 6TH STREET	20C202



JEO CONSULTING GROUP

1937 N CHESTNUT ST
 WAHOO, NE 68066
 800.723.8567 | jeo.com

ORGANIZATION CERTIFICATE OF AUTHORIZATION NUMBER: CA-0069



05/13/2026
 ETHAN JOY, PE
 E-12024

ISSUE

MARK	DATE	DESCRIPTION
FD	05/13/2026	100% SUBMITTAL

2025 N 6TH STREET WATER MAIN IMPROVEMENTS AND WATER TREATMENT PLANT BACKWASH FORCE MAIN

CITY OF DAVID CITY
 490 E STREET, P.O. BOX 191
 DAVID CITY, NE 68632

JEO PROJECT NO.: 251298.00
 DRAWN BY: ADP/TAH
 QAQC: RSP

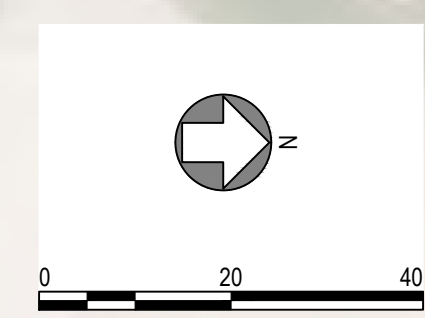
SCALES SHOWN FOR 22"x34" SHEET
 VERIFY SCALE FOR REDUCED OR PRINTED COPIES



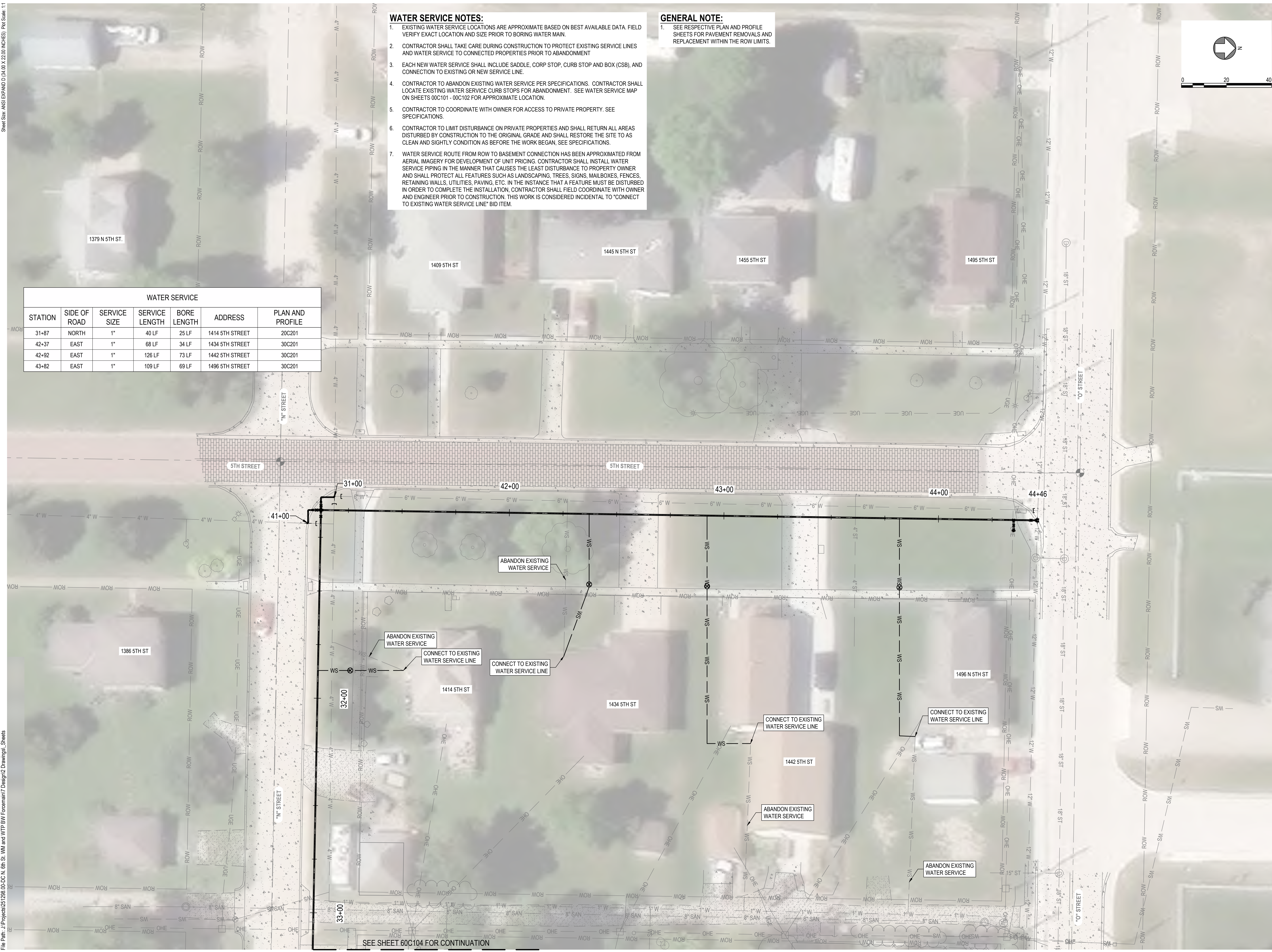
PROPOSED WATER SERVICE PLAN

- WATER SERVICE NOTES:**
- EXISTING WATER SERVICE LOCATIONS ARE APPROXIMATE BASED ON BEST AVAILABLE DATA. FIELD VERIFY EXACT LOCATION AND SIZE PRIOR TO BORING WATER MAIN.
 - CONTRACTOR SHALL TAKE CARE DURING CONSTRUCTION TO PROTECT EXISTING SERVICE LINES AND WATER SERVICE TO CONNECTED PROPERTIES PRIOR TO ABANDONMENT
 - EACH NEW WATER SERVICE SHALL INCLUDE SADDLE, CORP STOP, CURB STOP AND BOX (CSB), AND CONNECTION TO EXISTING OR NEW SERVICE LINE.
 - CONTRACTOR TO ABANDON EXISTING WATER SERVICE PER SPECIFICATIONS. CONTRACTOR SHALL LOCATE EXISTING WATER SERVICE CURB STOPS FOR ABANDONMENT. SEE WATER SERVICE MAP ON SHEETS 00C101 - 00C102 FOR APPROXIMATE LOCATION.
 - CONTRACTOR TO COORDINATE WITH OWNER FOR ACCESS TO PRIVATE PROPERTY. SEE SPECIFICATIONS.
 - CONTRACTOR TO LIMIT DISTURBANCE ON PRIVATE PROPERTIES AND SHALL RETURN ALL AREAS DISTURBED BY CONSTRUCTION TO THE ORIGINAL GRADE AND SHALL RESTORE THE SITE TO AS CLEAN AND SIGHTLY CONDITION AS BEFORE THE WORK BEGAN. SEE SPECIFICATIONS.
 - WATER SERVICE ROUTE FROM ROW TO BASEMENT CONNECTION HAS BEEN APPROXIMATED FROM AERIAL IMAGERY FOR DEVELOPMENT OF UNIT PRICING. CONTRACTOR SHALL INSTALL WATER SERVICE PIPING IN THE MANNER THAT CAUSES THE LEAST DISTURBANCE TO PROPERTY OWNER AND SHALL PROTECT ALL FEATURES SUCH AS LANDSCAPING, TREES, SIGNS, MAILBOXES, FENCES, RETAINING WALLS, UTILITIES, PAVING, ETC. IN THE INSTANCE THAT A FEATURE MUST BE DISTURBED IN ORDER TO COMPLETE THE INSTALLATION, CONTRACTOR SHALL FIELD COORDINATE WITH OWNER AND ENGINEER PRIOR TO CONSTRUCTION. THIS WORK IS CONSIDERED INCIDENTAL TO "CONNECT TO EXISTING WATER SERVICE LINE" BID ITEM.

- GENERAL NOTE:**
- SEE RESPECTIVE PLAN AND PROFILE SHEETS FOR PAVEMENT REMOVALS AND REPLACEMENT WITHIN THE ROW LIMITS.



WATER SERVICE						
STATION	SIDE OF ROAD	SERVICE SIZE	SERVICE LENGTH	BORE LENGTH	ADDRESS	PLAN AND PROFILE
31+87	NORTH	1"	40 LF	25 LF	1414 5TH STREET	20C201
42+37	EAST	1"	68 LF	34 LF	1434 5TH STREET	30C201
42+92	EAST	1"	126 LF	73 LF	1442 5TH STREET	30C201
43+82	EAST	1"	109 LF	69 LF	1496 5TH STREET	30C201



SEE SHEET 60C104 FOR CONTINUATION



JEO CONSULTING GROUP

1937 N CHESTNUT ST
 WAHOO, NE 68066
 800.723.8567 | jeo.com

ORGANIZATION CERTIFICATE OF
 AUTHORIZATION NUMBER: CA-0069



05/13/2026
 ETHAN JOY, PE
 E-12024

ISSUE

MARK	DATE	DESCRIPTION
FD	05/13/2026	100% SUBMITTAL

**2025 N 6TH STREET WATER MAIN
 IMPROVEMENTS AND WATER
 TREATMENT PLANT BACKWASH
 FORCE MAIN**

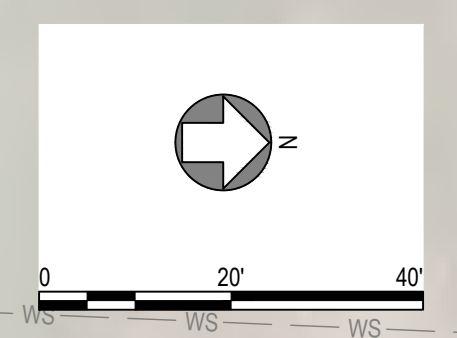
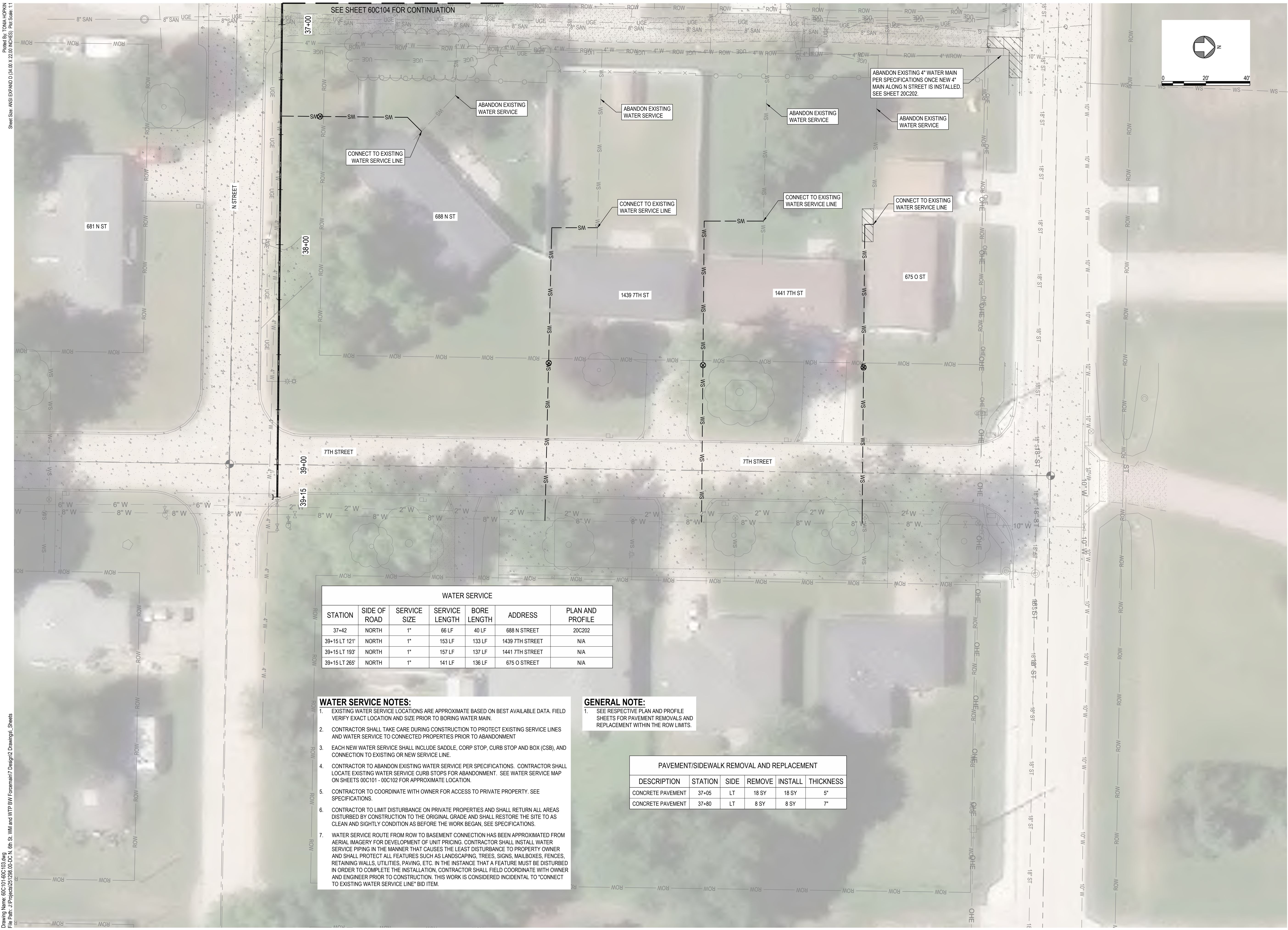
CITY OF DAVID CITY
 490 E STREET, P.O. BOX 191
 DAVID CITY, NE 68632

JEO PROJECT NO.: 251298.00
 DRAWN BY: ADP/TAH
 QAQC: RSP

SCALES SHOWN FOR 22"x34" SHEET
 VERIFY SCALE FOR REDUCED OR PRINTED COPIES



PROPOSED WATER SERVICE PLAN



SEE SHEET 60C104 FOR CONTINUATION

WATER SERVICE						
STATION	SIDE OF ROAD	SERVICE SIZE	SERVICE LENGTH	BORE LENGTH	ADDRESS	PLAN AND PROFILE
37+42	NORTH	1"	66 LF	40 LF	688 N STREET	20C202
39+15 LT 121'	NORTH	1"	153 LF	133 LF	1439 7TH STREET	N/A
39+15 LT 193'	NORTH	1"	157 LF	137 LF	1441 7TH STREET	N/A
39+15 LT 265'	NORTH	1"	141 LF	136 LF	675 O STREET	N/A

- WATER SERVICE NOTES:**
- EXISTING WATER SERVICE LOCATIONS ARE APPROXIMATE BASED ON BEST AVAILABLE DATA. FIELD VERIFY EXACT LOCATION AND SIZE PRIOR TO BORING WATER MAIN.
 - CONTRACTOR SHALL TAKE CARE DURING CONSTRUCTION TO PROTECT EXISTING SERVICE LINES AND WATER SERVICE TO CONNECTED PROPERTIES PRIOR TO ABANDONMENT
 - EACH NEW WATER SERVICE SHALL INCLUDE SADDLE, CORP STOP, CURB STOP AND BOX (CSB), AND CONNECTION TO EXISTING OR NEW SERVICE LINE.
 - CONTRACTOR TO ABANDON EXISTING WATER SERVICE PER SPECIFICATIONS. CONTRACTOR SHALL LOCATE EXISTING WATER SERVICE CURB STOPS FOR ABANDONMENT. SEE WATER SERVICE MAP ON SHEETS 00C101 - 00C102 FOR APPROXIMATE LOCATION.
 - CONTRACTOR TO COORDINATE WITH OWNER FOR ACCESS TO PRIVATE PROPERTY. SEE SPECIFICATIONS.
 - CONTRACTOR TO LIMIT DISTURBANCE ON PRIVATE PROPERTIES AND SHALL RETURN ALL AREAS DISTURBED BY CONSTRUCTION TO THE ORIGINAL GRADE AND SHALL RESTORE THE SITE TO AS CLEAN AND SLIGHTLY CONDITION AS BEFORE THE WORK BEGAN, SEE SPECIFICATIONS.
 - WATER SERVICE ROUTE FROM ROW TO BASEMENT CONNECTION HAS BEEN APPROXIMATED FROM AERIAL IMAGERY FOR DEVELOPMENT OF UNIT PRICING. CONTRACTOR SHALL INSTALL WATER SERVICE PIPING IN THE MANNER THAT CAUSES THE LEAST DISTURBANCE TO PROPERTY OWNER AND SHALL PROTECT ALL FEATURES SUCH AS LANDSCAPING, TREES, SIGNS, MAILBOXES, FENCES, RETAINING WALLS, UTILITIES, PAVING, ETC. IN THE INSTANCE THAT A FEATURE MUST BE DISTURBED IN ORDER TO COMPLETE THE INSTALLATION, CONTRACTOR SHALL FIELD COORDINATE WITH OWNER AND ENGINEER PRIOR TO CONSTRUCTION. THIS WORK IS CONSIDERED INCIDENTAL TO "CONNECT TO EXISTING WATER SERVICE LINE" BID ITEM.

- GENERAL NOTE:**
- SEE RESPECTIVE PLAN AND PROFILE SHEETS FOR PAVEMENT REMOVALS AND REPLACEMENT WITHIN THE ROW LIMITS.

PAVEMENT/SIDEWALK REMOVAL AND REPLACEMENT					
DESCRIPTION	STATION	SIDE	REMOVE	INSTALL	THICKNESS
CONCRETE PAVEMENT	37+05	LT	18 SY	18 SY	5"
CONCRETE PAVEMENT	37+80	LT	8 SY	8 SY	7"



JEO CONSULTING GROUP
 1937 N CHESTNUT ST
 WAHOO, NE 68066
 800.723.8567 | jeo.com

ORGANIZATION CERTIFICATE OF AUTHORIZATION NUMBER: CA-0069



05/13/2026
 ETHAN JOY, PE
 E-12024

ISSUE

MARK	DATE	DESCRIPTION
FD	05/13/2026	100% SUBMITTAL

2025 N 6TH STREET WATER MAIN IMPROVEMENTS AND WATER TREATMENT PLANT BACKWASH FORCE MAIN

CITY OF DAVID CITY
 490 E STREET, P.O. BOX 191
 DAVID CITY, NE 68632

JEO PROJECT NO.: 251298.00
 DRAWN BY: ADP/TAH
 QAQC: RSP

SCALES SHOWN FOR 22"x34" SHEET
 VERIFY SCALE FOR REDUCED OR PRINTED COPIES



PROPOSED WATER SERVICE PLAN

Plotted By: TOMA, HOPKIN
 Sheet Size: ANSI EXPAND D (34.00 X 22.00 INCHES) Plot Scale: 1" = 40'

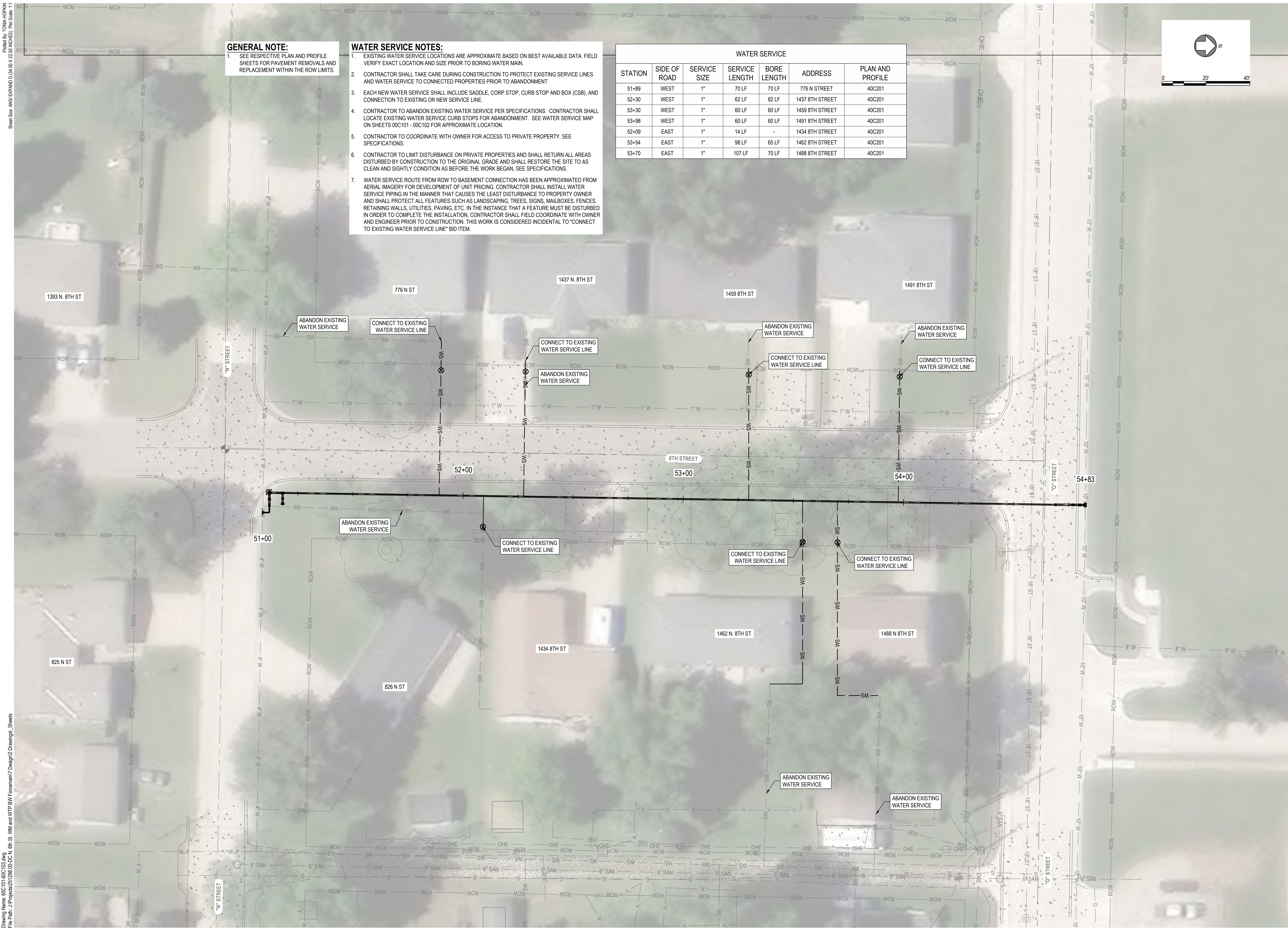
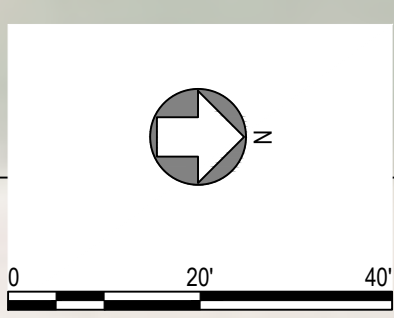
Drawing Name: 60C107-60C103.dwg
 File Path: J:\Projects\25295\06\DC\N. 6th St. WM and WTP BW Foreman\17 Design\2 Drawings\ Sheets

GENERAL NOTE:
 1. SEE RESPECTIVE PLAN AND PROFILE SHEETS FOR PAVEMENT REMOVALS AND REPLACEMENT WITHIN THE ROW LIMITS.

WATER SERVICE NOTES:

- EXISTING WATER SERVICE LOCATIONS ARE APPROXIMATE BASED ON BEST AVAILABLE DATA. FIELD VERIFY EXACT LOCATION AND SIZE PRIOR TO BORING WATER MAIN.
- CONTRACTOR SHALL TAKE CARE DURING CONSTRUCTION TO PROTECT EXISTING SERVICE LINES AND WATER SERVICE TO CONNECTED PROPERTIES PRIOR TO ABANDONMENT
- EACH NEW WATER SERVICE SHALL INCLUDE SADDLE, CORP STOP, CURB STOP AND BOX (CSB), AND CONNECTION TO EXISTING OR NEW SERVICE LINE.
- CONTRACTOR TO ABANDON EXISTING WATER SERVICE PER SPECIFICATIONS. CONTRACTOR SHALL LOCATE EXISTING WATER SERVICE CURB STOPS FOR ABANDONMENT. SEE WATER SERVICE MAP ON SHEETS 00C101 - 00C102 FOR APPROXIMATE LOCATION.
- CONTRACTOR TO COORDINATE WITH OWNER FOR ACCESS TO PRIVATE PROPERTY. SEE SPECIFICATIONS.
- CONTRACTOR TO LIMIT DISTURBANCE ON PRIVATE PROPERTIES AND SHALL RETURN ALL AREAS DISTURBED BY CONSTRUCTION TO THE ORIGINAL GRADE AND SHALL RESTORE THE SITE TO AS CLEAN AND SLIGHTLY BETTER CONDITION AS BEFORE THE WORK BEGAN, SEE SPECIFICATIONS.
- WATER SERVICE ROUTE FROM ROW TO BASEMENT CONNECTION HAS BEEN APPROXIMATED FROM AERIAL IMAGERY FOR DEVELOPMENT OF UNIT PRICING. CONTRACTOR SHALL INSTALL WATER SERVICE PIPING IN THE MANNER THAT CAUSES THE LEAST DISTURBANCE TO PROPERTY OWNER AND SHALL PROTECT ALL FEATURES SUCH AS LANDSCAPING, TREES, SIGNS, MAILBOXES, FENCES, RETAINING WALLS, UTILITIES, PAVING, ETC. IN THE INSTANCE THAT A FEATURE MUST BE DISTURBED IN ORDER TO COMPLETE THE INSTALLATION, CONTRACTOR SHALL FIELD COORDINATE WITH OWNER AND ENGINEER PRIOR TO CONSTRUCTION. THIS WORK IS CONSIDERED INCIDENTAL TO "CONNECT TO EXISTING WATER SERVICE LINE" BID ITEM.

WATER SERVICE						
STATION	SIDE OF ROAD	SERVICE SIZE	SERVICE LENGTH	BORE LENGTH	ADDRESS	PLAN AND PROFILE
51+89	WEST	1"	70 LF	70 LF	776 N STREET	40C201
52+30	WEST	1"	62 LF	62 LF	1437 8TH STREET	40C201
53+30	WEST	1"	60 LF	60 LF	1459 8TH STREET	40C201
53+98	WEST	1"	60 LF	60 LF	1491 8TH STREET	40C201
52+09	EAST	1"	14 LF	-	1434 8TH STREET	40C201
53+54	EAST	1"	98 LF	65 LF	1462 8TH STREET	40C201
53+70	EAST	1"	107 LF	70 LF	1488 8TH STREET	40C201



JEO CONSULTING GROUP

1937 N CHESTNUT ST
 WAHOO, NE 68066
 800.723.8567 | jeo.com

ORGANIZATION CERTIFICATE OF AUTHORIZATION NUMBER: CA-0069



05/13/2026
 ETHAN JOY, PE
 E-12024

ISSUE

MARK	DATE	DESCRIPTION
FD	05/13/2026	100% SUBMITTAL

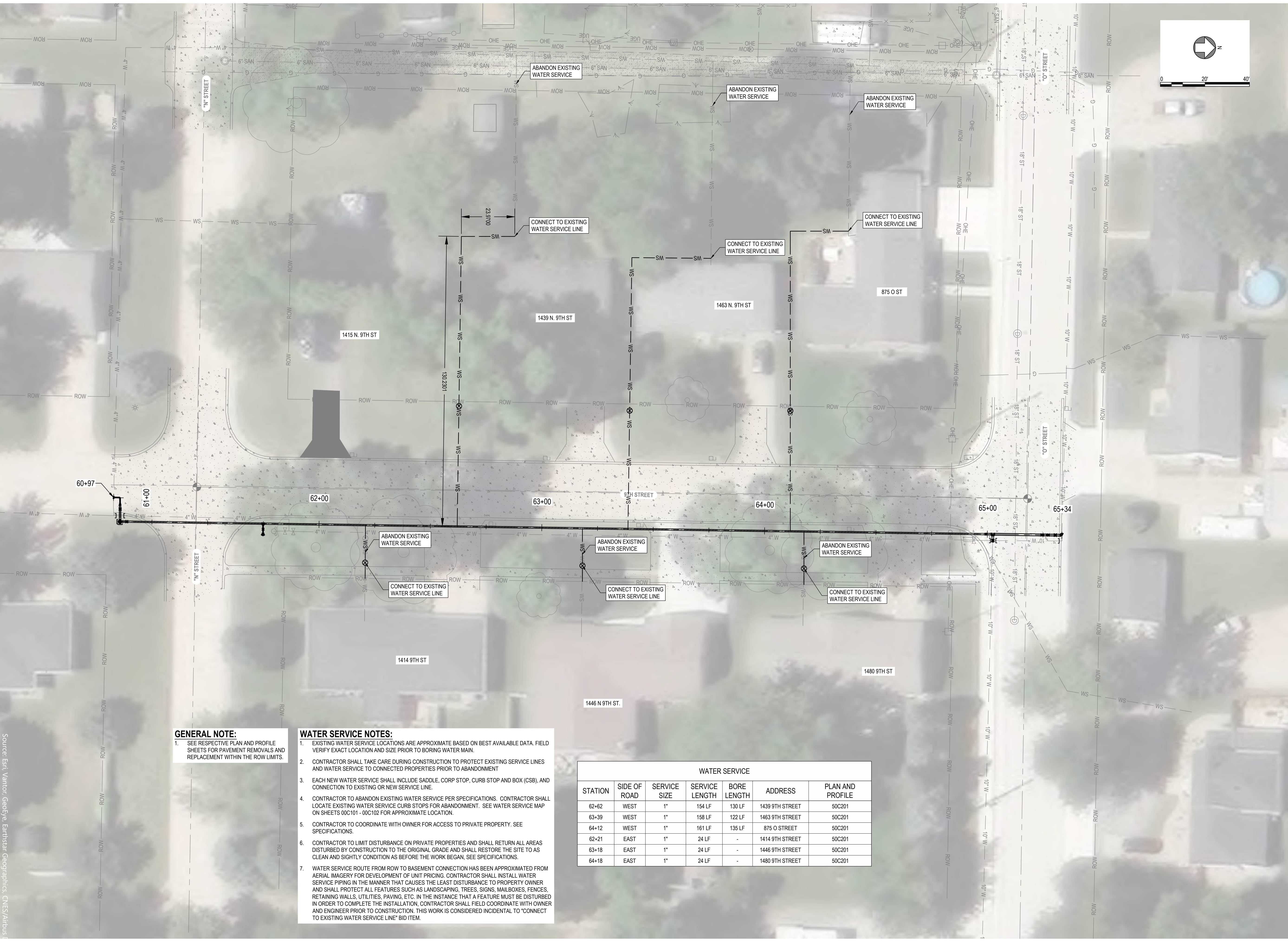
2025 N 6TH STREET WATER MAIN IMPROVEMENTS AND WATER TREATMENT PLANT BACKWASH FORCE MAIN

CITY OF DAVID CITY
 490 E STREET, P.O. BOX 191
 DAVID CITY, NE 68632

JEO PROJECT NO.: 251298.00
 DRAWN BY: ADP/TAH
 QAQC: RSP

SCALES SHOWN FOR 22"x34" SHEET
 VERIFY SCALE FOR REDUCED OR PRINTED COPIES
US SURVEY FEET (±FT)

PROPOSED WATER SERVICE PLAN



GENERAL NOTE:
 1. SEE RESPECTIVE PLAN AND PROFILE SHEETS FOR PAVEMENT REMOVALS AND REPLACEMENT WITHIN THE ROW LIMITS.

WATER SERVICE NOTES:

- EXISTING WATER SERVICE LOCATIONS ARE APPROXIMATE BASED ON BEST AVAILABLE DATA. FIELD VERIFY EXACT LOCATION AND SIZE PRIOR TO BORING WATER MAIN.
- CONTRACTOR SHALL TAKE CARE DURING CONSTRUCTION TO PROTECT EXISTING SERVICE LINES AND WATER SERVICE TO CONNECTED PROPERTIES PRIOR TO ABANDONMENT
- EACH NEW WATER SERVICE SHALL INCLUDE SADDLE, CORP STOP, CURB STOP AND BOX (CSB), AND CONNECTION TO EXISTING OR NEW SERVICE LINE.
- CONTRACTOR TO ABANDON EXISTING WATER SERVICE PER SPECIFICATIONS. CONTRACTOR SHALL LOCATE EXISTING WATER SERVICE CURB STOPS FOR ABANDONMENT. SEE WATER SERVICE MAP ON SHEETS 00C101 - 00C102 FOR APPROXIMATE LOCATION.
- CONTRACTOR TO COORDINATE WITH OWNER FOR ACCESS TO PRIVATE PROPERTY. SEE SPECIFICATIONS.
- CONTRACTOR TO LIMIT DISTURBANCE ON PRIVATE PROPERTIES AND SHALL RETURN ALL AREAS DISTURBED BY CONSTRUCTION TO THE ORIGINAL GRADE AND SHALL RESTORE THE SITE TO AS CLEAN AND SLIGHTLY CONDITION AS BEFORE THE WORK BEGAN, SEE SPECIFICATIONS.
- WATER SERVICE ROUTE FROM ROW TO BASEMENT CONNECTION HAS BEEN APPROXIMATED FROM AERIAL IMAGERY FOR DEVELOPMENT OF UNIT PRICING. CONTRACTOR SHALL INSTALL WATER SERVICE PIPING IN THE MANNER THAT CAUSES THE LEAST DISTURBANCE TO PROPERTY OWNER AND SHALL PROTECT ALL FEATURES SUCH AS LANDSCAPING, TREES, SIGNS, MAILBOXES, FENCES, RETAINING WALLS, UTILITIES, PAVING, ETC. IN THE INSTANCE THAT A FEATURE MUST BE DISTURBED IN ORDER TO COMPLETE THE INSTALLATION, CONTRACTOR SHALL FIELD COORDINATE WITH OWNER AND ENGINEER PRIOR TO CONSTRUCTION. THIS WORK IS CONSIDERED INCIDENTAL TO "CONNECT TO EXISTING WATER SERVICE LINE" BID ITEM.

WATER SERVICE						
STATION	SIDE OF ROAD	SERVICE SIZE	SERVICE LENGTH	BORE LENGTH	ADDRESS	PLAN AND PROFILE
62+62	WEST	1"	154 LF	130 LF	1439 9TH STREET	50C201
63+39	WEST	1"	158 LF	122 LF	1463 9TH STREET	50C201
64+12	WEST	1"	161 LF	135 LF	875 O STREET	50C201
62+21	EAST	1"	24 LF	-	1414 9TH STREET	50C201
63+18	EAST	1"	24 LF	-	1446 9TH STREET	50C201
64+18	EAST	1"	24 LF	-	1480 9TH STREET	50C201



JEO CONSULTING GROUP
 1937 N CHESTNUT ST
 WAHOO, NE 68066
 800.723.8567 | jeo.com

ORGANIZATION CERTIFICATE OF AUTHORIZATION NUMBER: CA-0069



05/13/2026
 ETHAN JOY, PE
 E-12024

ISSUE

MARK	DATE	DESCRIPTION
FD	05/13/2026	100% SUBMITTAL

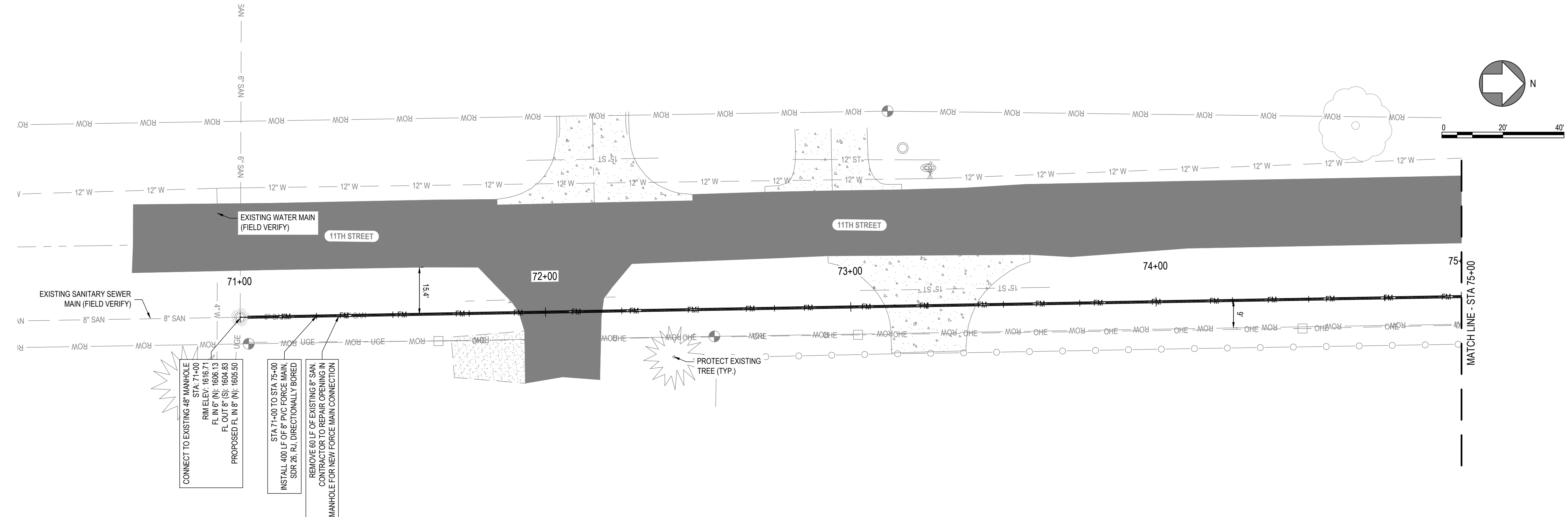
2025 N 6TH STREET WATER MAIN IMPROVEMENTS AND WATER TREATMENT PLANT BACKWASH FORCE MAIN

CITY OF DAVID CITY
 490 E STREET, P.O. BOX 191
 DAVID CITY, NE 68632

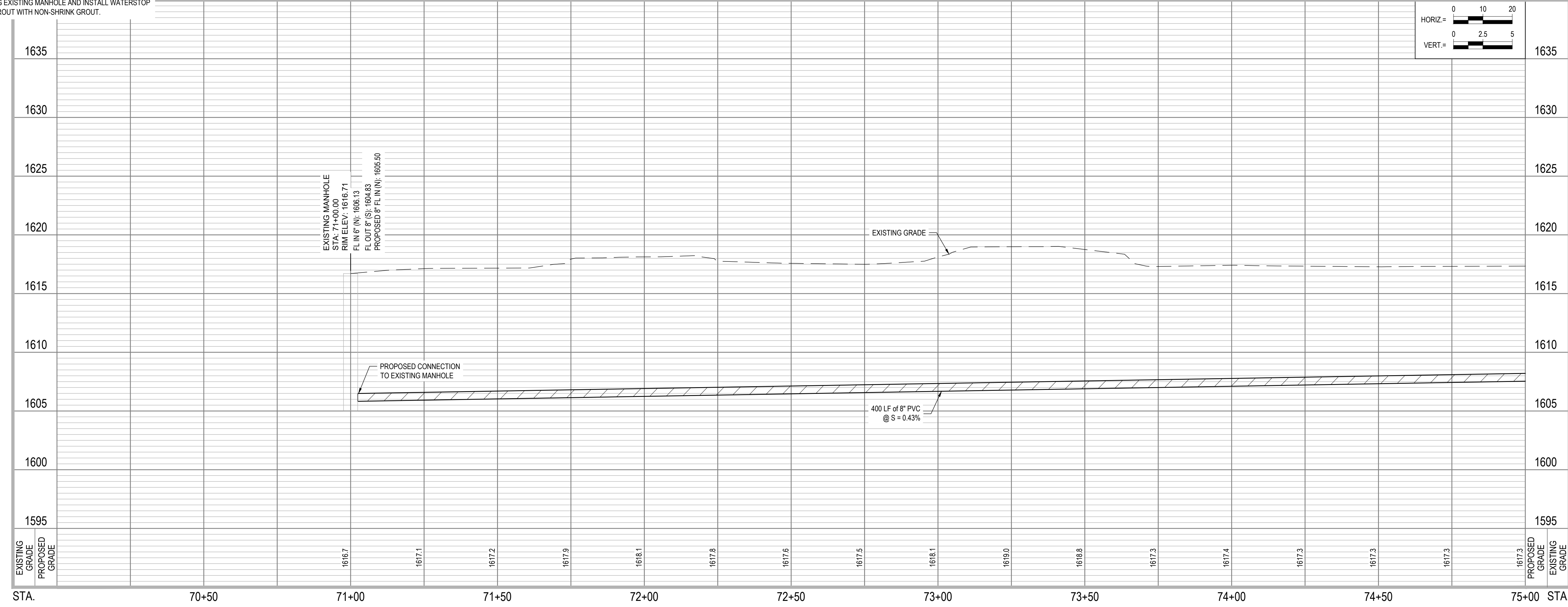
JEO PROJECT NO.: 251298.00
 DRAWN BY: ADP/TAH
 QAQC: RSP

SCALES SHOWN FOR 22"x34" SHEET
 VERIFY SCALE FOR REDUCED OR PRINTED COPIES
US SURVEY FEET (±FT)

PROPOSED WATER SERVICE PLAN



- GENERAL NOTES:**
- CONTRACTOR TO SEED ALL DISTURBED AREAS.
 - CONTRACTOR SHALL PROTECT EXISTING UTILITIES AND LIGHT POLES AND COORDINATE WITH UTILITIES.
 - CONTRACTOR SHALL PROTECT EXISTING MAILBOXES AND TREES.
 - CONTRACTOR TO INSTALL PIPE AT SLOPES INDICATED, AVOID LOCAL HIGH POINTS.
 - CONNECT TO EXISTING MANHOLE SHALL INCLUDE CORING EXISTING MANHOLE AND INSTALL WATERSTOP AND GROUT WITH NON-SHRINK GROUT.



JEO CONSULTING GROUP
 1937 N CHESTNUT ST
 WAHOO, NE 68066
 800.723.8567 | jeo.com

ORGANIZATION CERTIFICATE OF AUTHORIZATION NUMBER: CA-0069



05/13/2026
 ETHAN JOY, PE
 E-12024

ISSUE

MARK	DATE	DESCRIPTION
FD	05/13/2026	100% SUBMITTAL

2025 N 6TH STREET WATER MAIN IMPROVEMENTS AND WATER TREATMENT PLANT BACKWASH FORCE MAIN

CITY OF DAVID CITY
 490 E STREET, P.O. BOX 191
 DAVID CITY, NE 68632

JEO PROJECT NO.: 251298.00
 DRAWN BY: ADP/TAH
 QAQC: RSP
 ADDITIONAL INFO:

SCALES SHOWN FOR 22"x34" SHEET
 VERIFY SCALE FOR REDUCED OR PRINTED COPIES




FORCE MAIN PLAN AND PROFILE



JEO CONSULTING GROUP

1937 N CHESTNUT ST
 WAHOO, NE 68066
 800.723.8567 | jeo.com

ORGANIZATION CERTIFICATE OF
 AUTHORIZATION NUMBER: CA-0069



05/13/2026
 ETHAN JOY, PE
 E-12024

ISSUE

MARK	DATE	DESCRIPTION
FD	05/13/2026	100% SUBMITTAL

**2025 N 6TH STREET WATER MAIN
 IMPROVEMENTS AND WATER
 TREATMENT PLANT BACKWASH
 FORCE MAIN**

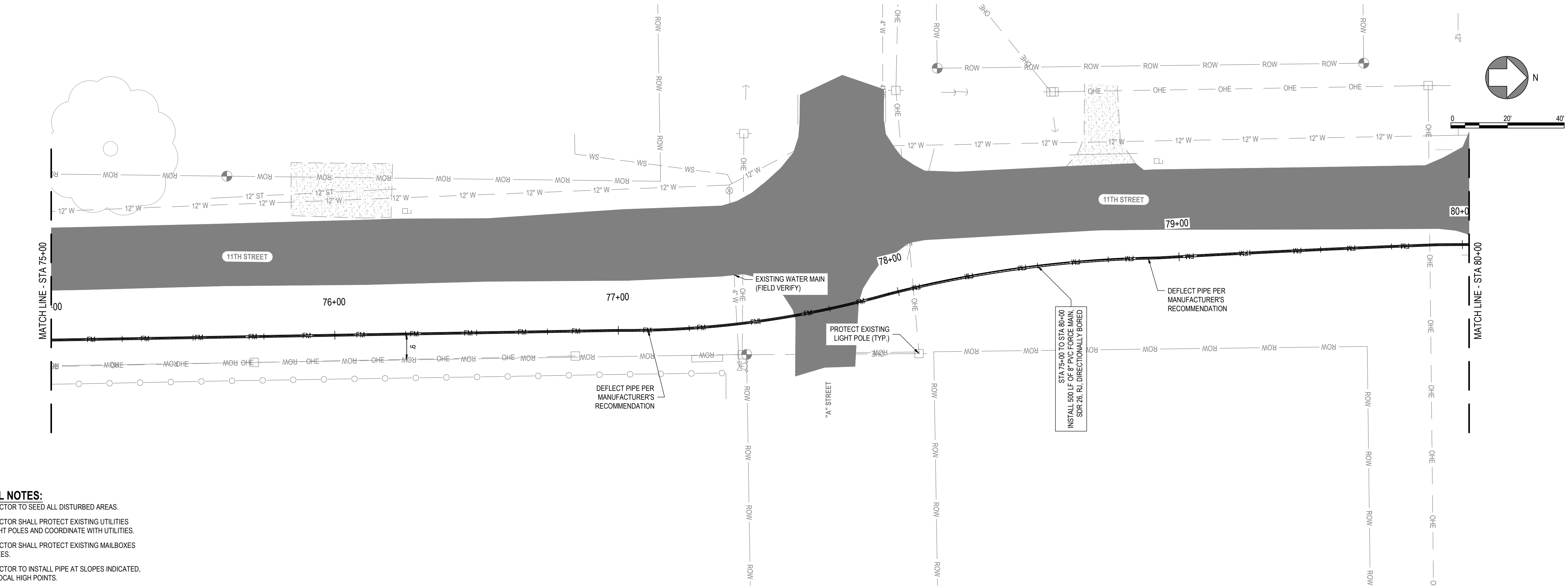
CITY OF DAVID CITY
 490 E STREET, P.O. BOX 191
 DAVID CITY, NE 68632

JEO PROJECT NO.: 251298.00
 DRAWN BY: ADP/TAH
 QAQC: RSP
 ADDITIONAL INFO:

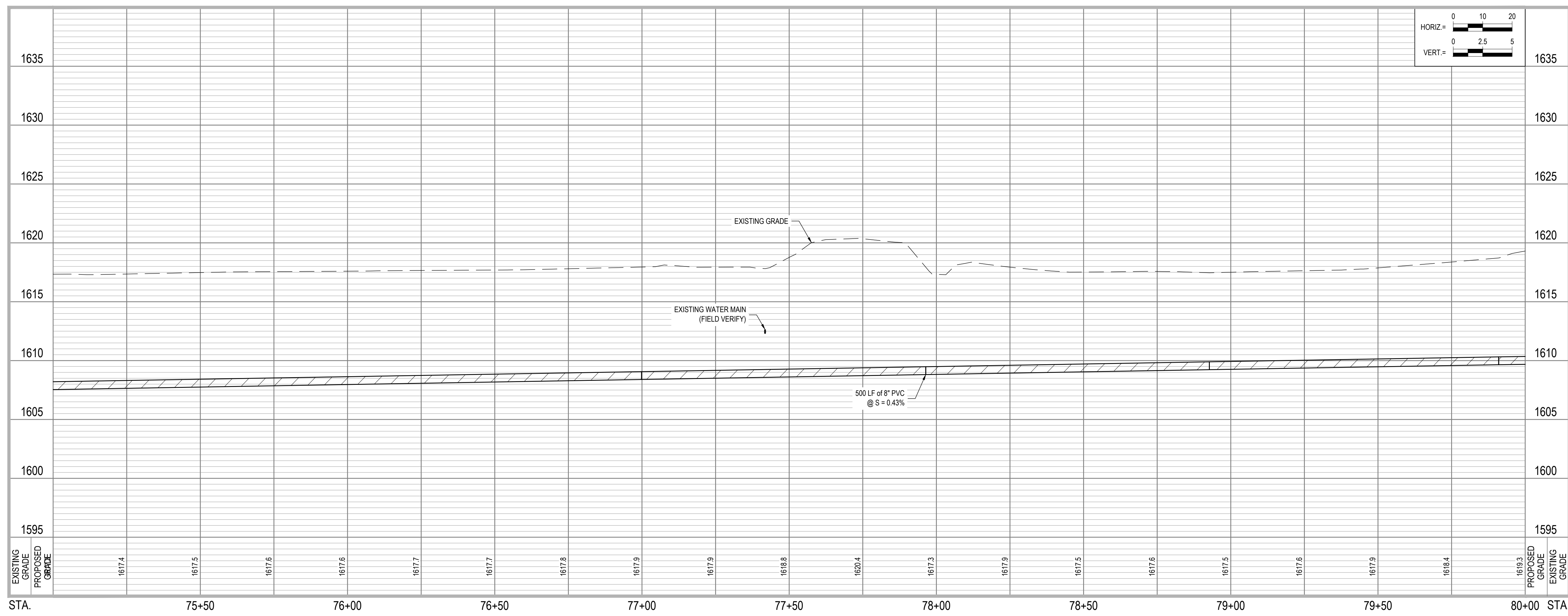
SCALES SHOWN FOR 22"x34" SHEET
 VERIFY SCALE FOR REDUCED OR PRINTED COPIES



**FORCE MAIN
 PLAN AND PROFILE**



- GENERAL NOTES:**
- CONTRACTOR TO SEED ALL DISTURBED AREAS.
 - CONTRACTOR SHALL PROTECT EXISTING UTILITIES AND LIGHT POLES AND COORDINATE WITH UTILITIES.
 - CONTRACTOR SHALL PROTECT EXISTING MAILBOXES AND TREES.
 - CONTRACTOR TO INSTALL PIPE AT SLOPES INDICATED, AVOID LOCAL HIGH POINTS.





JEO CONSULTING GROUP
 1937 N CHESTNUT ST
 WAHOO, NE 68066
 800.723.8567 | jeo.com

ORGANIZATION CERTIFICATE OF AUTHORIZATION NUMBER: CA-0069



05/13/2026
 ETHAN JOY, PE
 E-12024

ISSUE


MARK	DATE	DESCRIPTION
FD	05/13/2026	100% SUBMITTAL

2025 N 6TH STREET WATER MAIN IMPROVEMENTS AND WATER TREATMENT PLANT BACKWASH FORCE MAIN

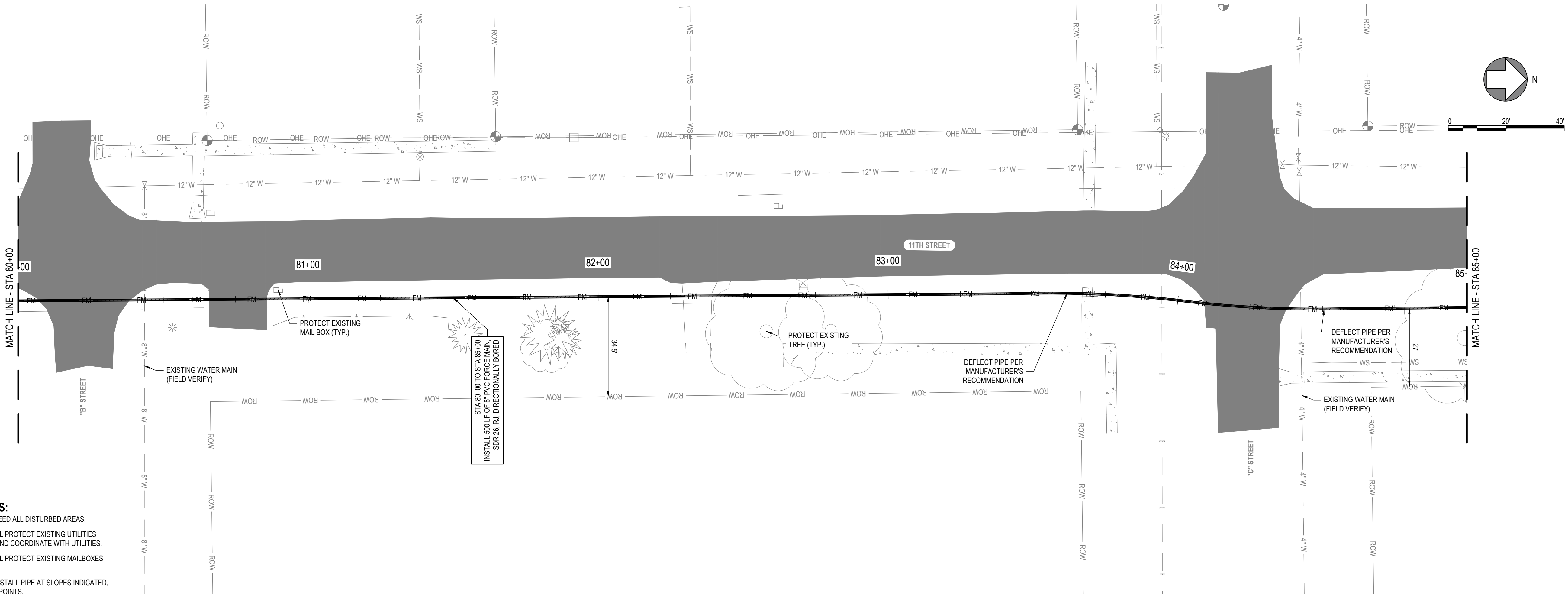
CITY OF DAVID CITY
 490 E STREET, P.O. BOX 191
 DAVID CITY, NE 68632

JEO PROJECT NO.: 251298.00
 DRAWN BY: ADP/TAH
 QAQC: RSP
 ADDITIONAL INFO:

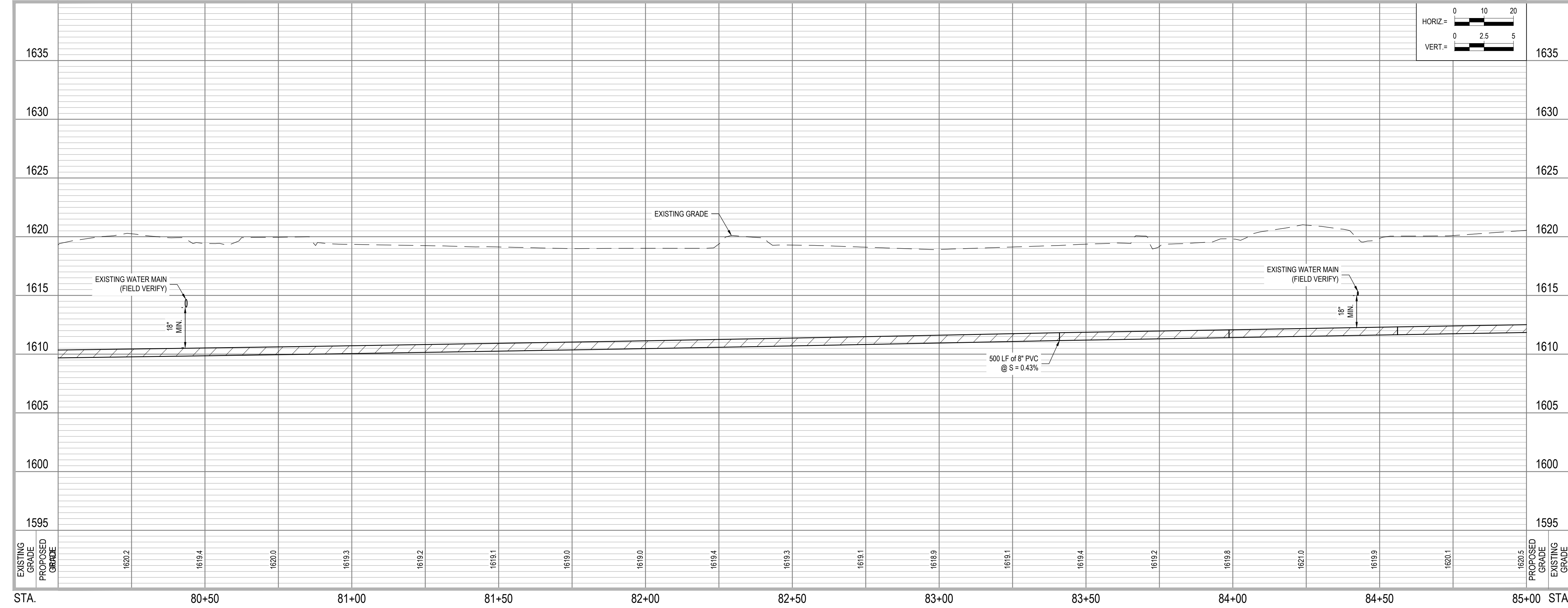
SCALES SHOWN FOR 22"x34" SHEET
 VERIFY SCALE FOR REDUCED OR PRINTED COPIES



FORCE MAIN PLAN AND PROFILE



- GENERAL NOTES:**
- CONTRACTOR TO SEED ALL DISTURBED AREAS.
 - CONTRACTOR SHALL PROTECT EXISTING UTILITIES AND LIGHT POLES AND COORDINATE WITH UTILITIES.
 - CONTRACTOR SHALL PROTECT EXISTING MAILBOXES AND TREES.
 - CONTRACTOR TO INSTALL PIPE AT SLOPES INDICATED, AVOID LOCAL HIGH POINTS.





JEO CONSULTING GROUP

1937 N CHESTNUT ST
 WAHOO, NE 68066
 800.723.8567 | jeo.com

ORGANIZATION CERTIFICATE OF
 AUTHORIZATION NUMBER: CA-0069



05/13/2026
 ETHAN JOY, PE
 E-12024

ISSUE

MARK	DATE	DESCRIPTION
FD	05/13/2026	100% SUBMITTAL

**2025 N 6TH STREET WATER MAIN
 IMPROVEMENTS AND WATER
 TREATMENT PLANT BACKWASH
 FORCE MAIN**

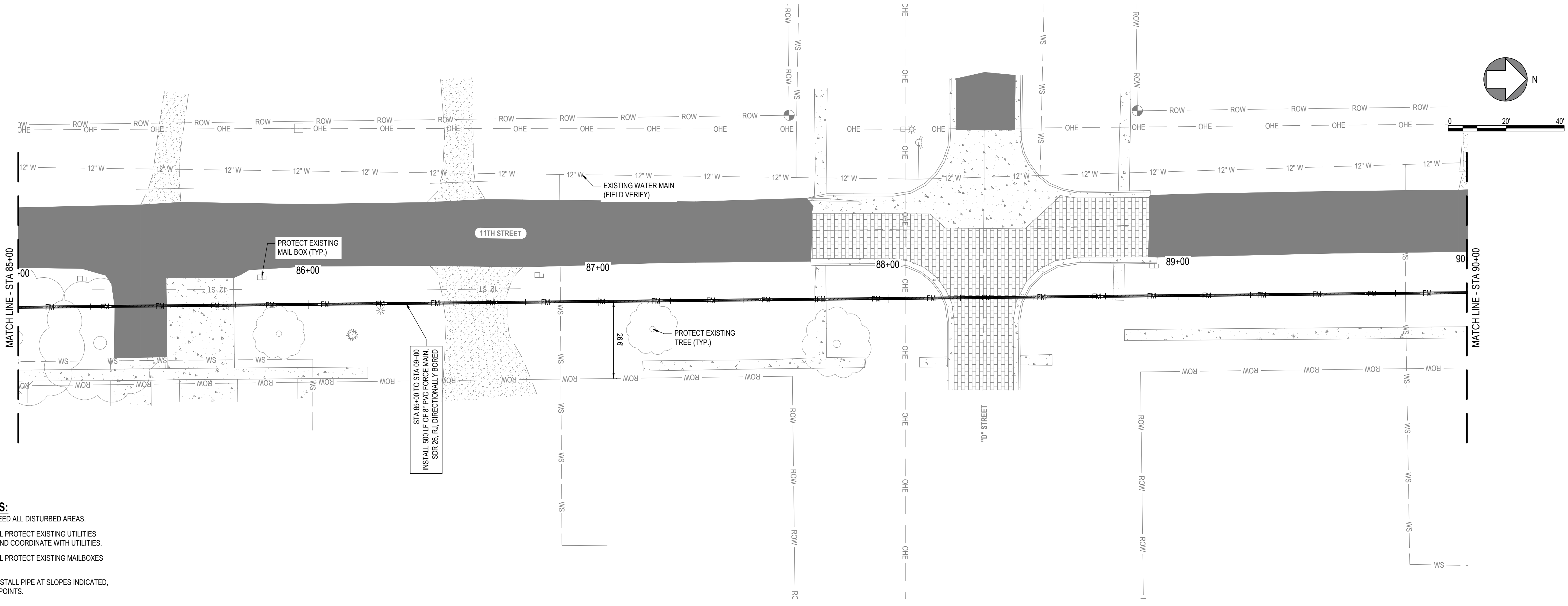
CITY OF DAVID CITY
 490 E STREET, P.O. BOX 191
 DAVID CITY, NE 68632

JEO PROJECT NO.: 251298.00
 DRAWN BY: ADP/TAH
 QA/QC: RSP
 ADDITIONAL INFO:

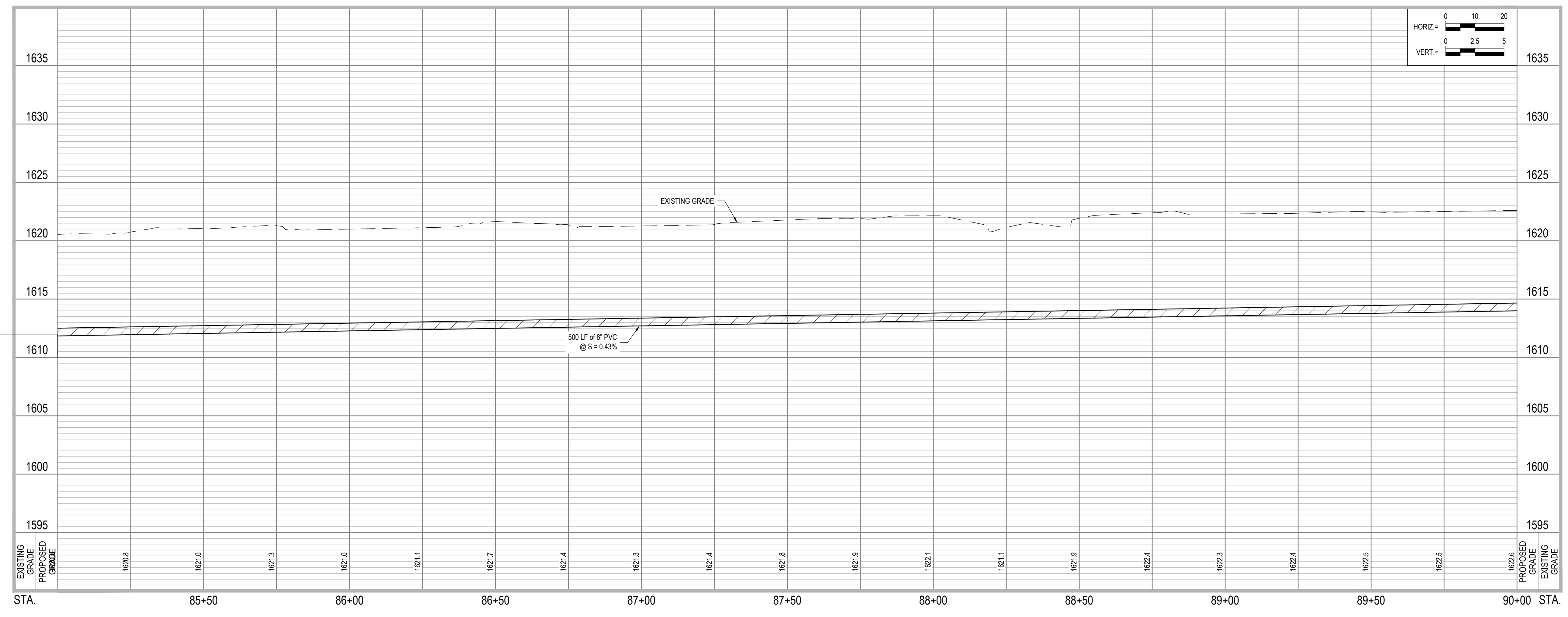
SCALES SHOWN FOR 22"x34" SHEET
 VERIFY SCALE FOR REDUCED OR PRINTED COPIES

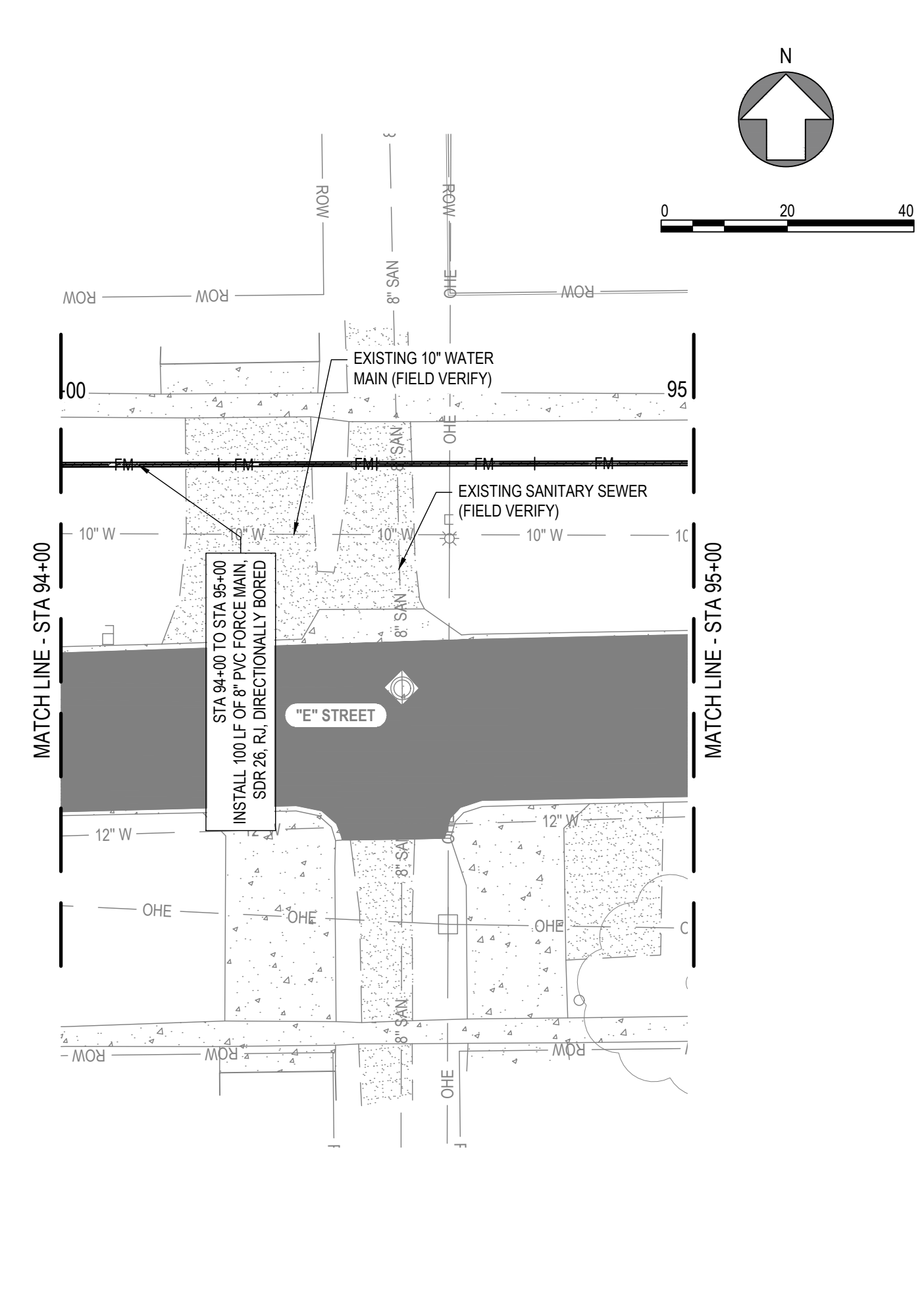
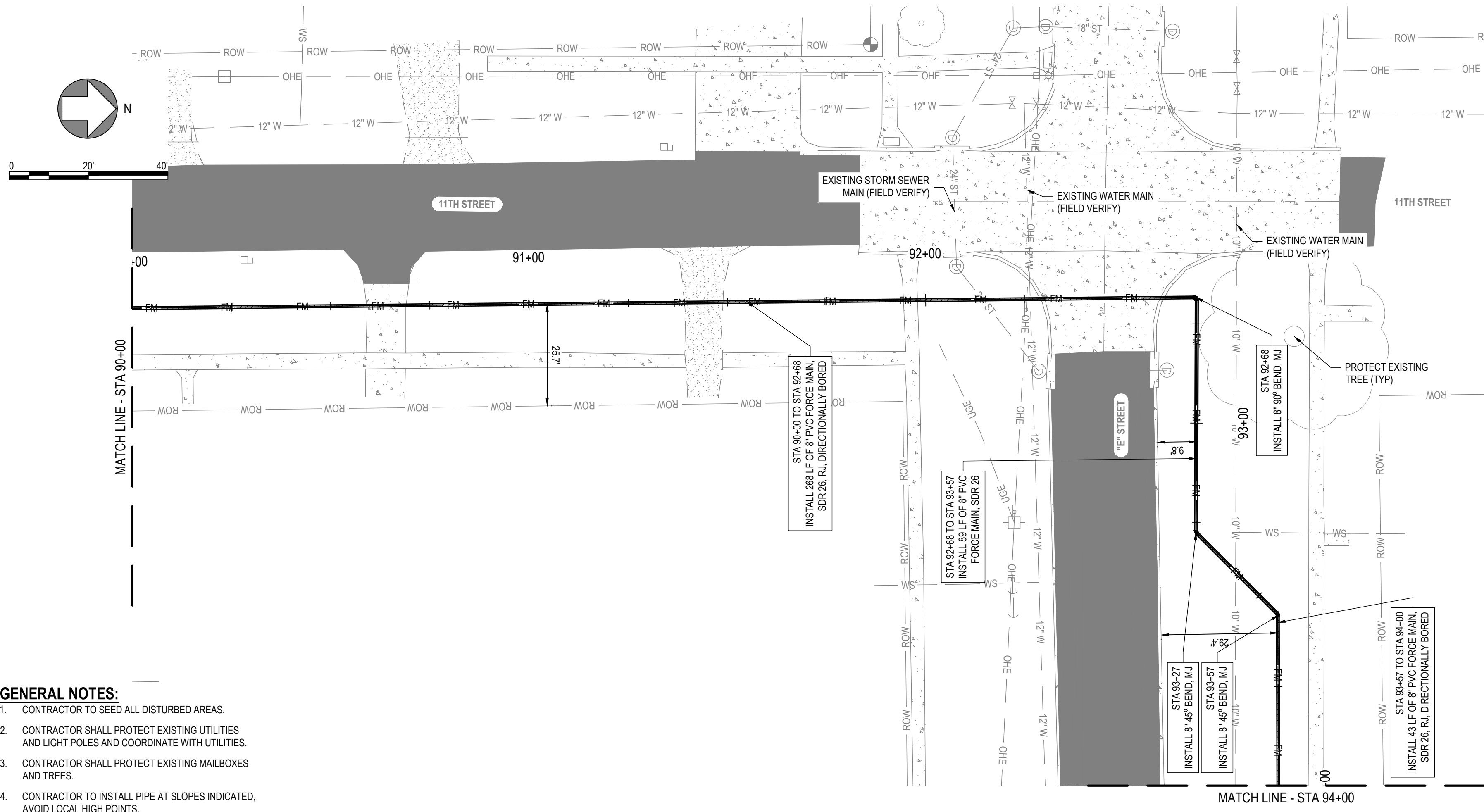


**FORCE MAIN
 PLAN AND PROFILE**

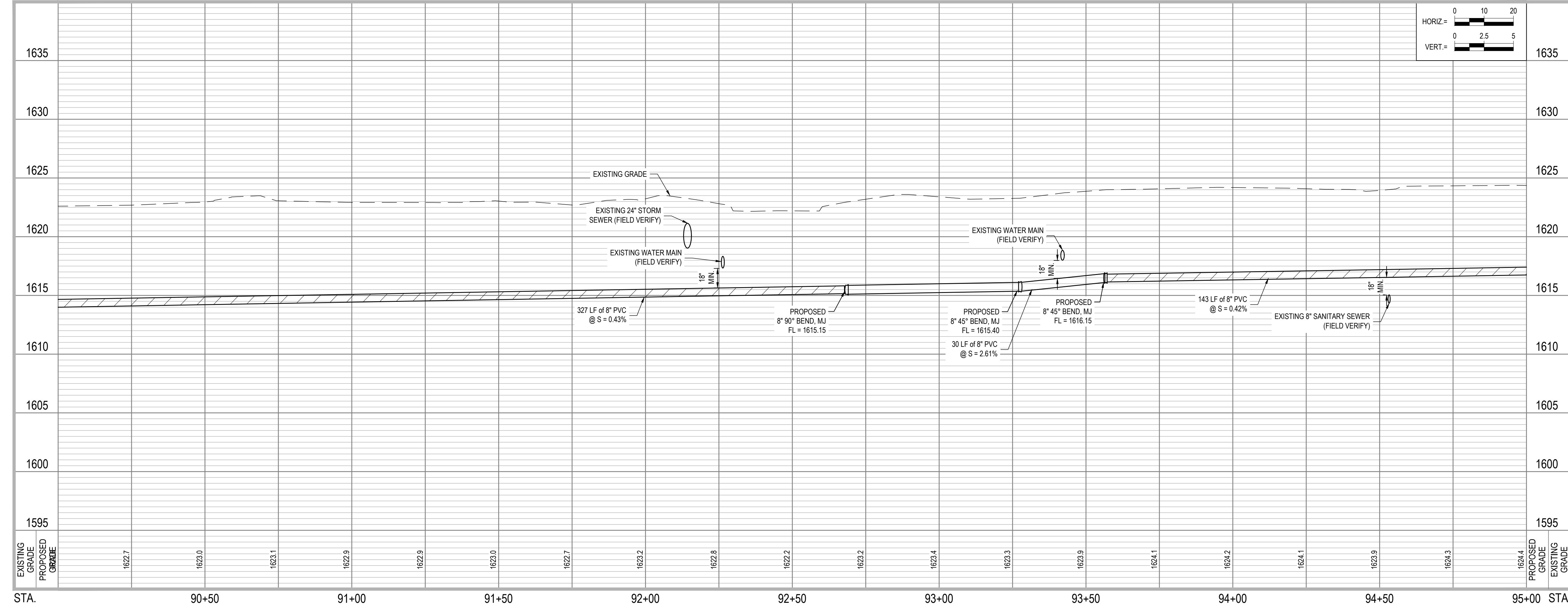


- GENERAL NOTES:**
- CONTRACTOR TO SEED ALL DISTURBED AREAS.
 - CONTRACTOR SHALL PROTECT EXISTING UTILITIES AND LIGHT POLES AND COORDINATE WITH UTILITIES.
 - CONTRACTOR SHALL PROTECT EXISTING MAILBOXES AND TREES.
 - CONTRACTOR TO INSTALL PIPE AT SLOPES INDICATED, AVOID LOCAL HIGH POINTS.






- GENERAL NOTES:**
1. CONTRACTOR TO SEED ALL DISTURBED AREAS.
 2. CONTRACTOR SHALL PROTECT EXISTING UTILITIES AND LIGHT POLES AND COORDINATE WITH UTILITIES.
 3. CONTRACTOR SHALL PROTECT EXISTING MAILBOXES AND TREES.
 4. CONTRACTOR TO INSTALL PIPE AT SLOPES INDICATED, AVOID LOCAL HIGH POINTS.



JEO CONSULTING GROUP
 1937 N CHESTNUT ST
 WAHOO, NE 68066
 800.723.8567 | jeo.com

ORGANIZATION CERTIFICATE OF AUTHORIZATION NUMBER: CA-0069



05/13/2026
 ETHAN JOY, PE
 E-12024

ISSUE

MARK	DATE	DESCRIPTION
FD	05/13/2026	100% SUBMITTAL

2025 N 6TH STREET WATER MAIN IMPROVEMENTS AND WATER TREATMENT PLANT BACKWASH FORCE MAIN

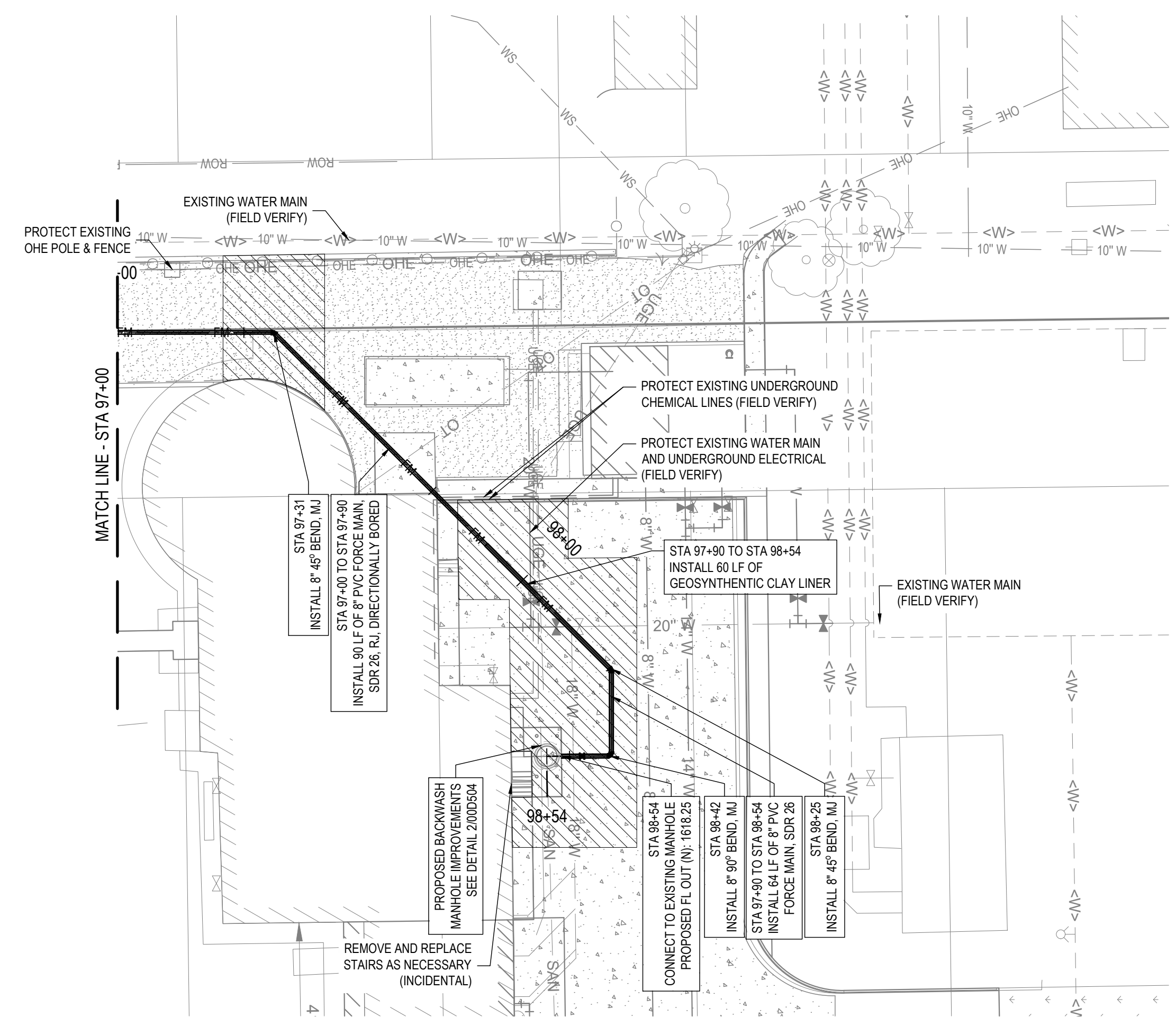
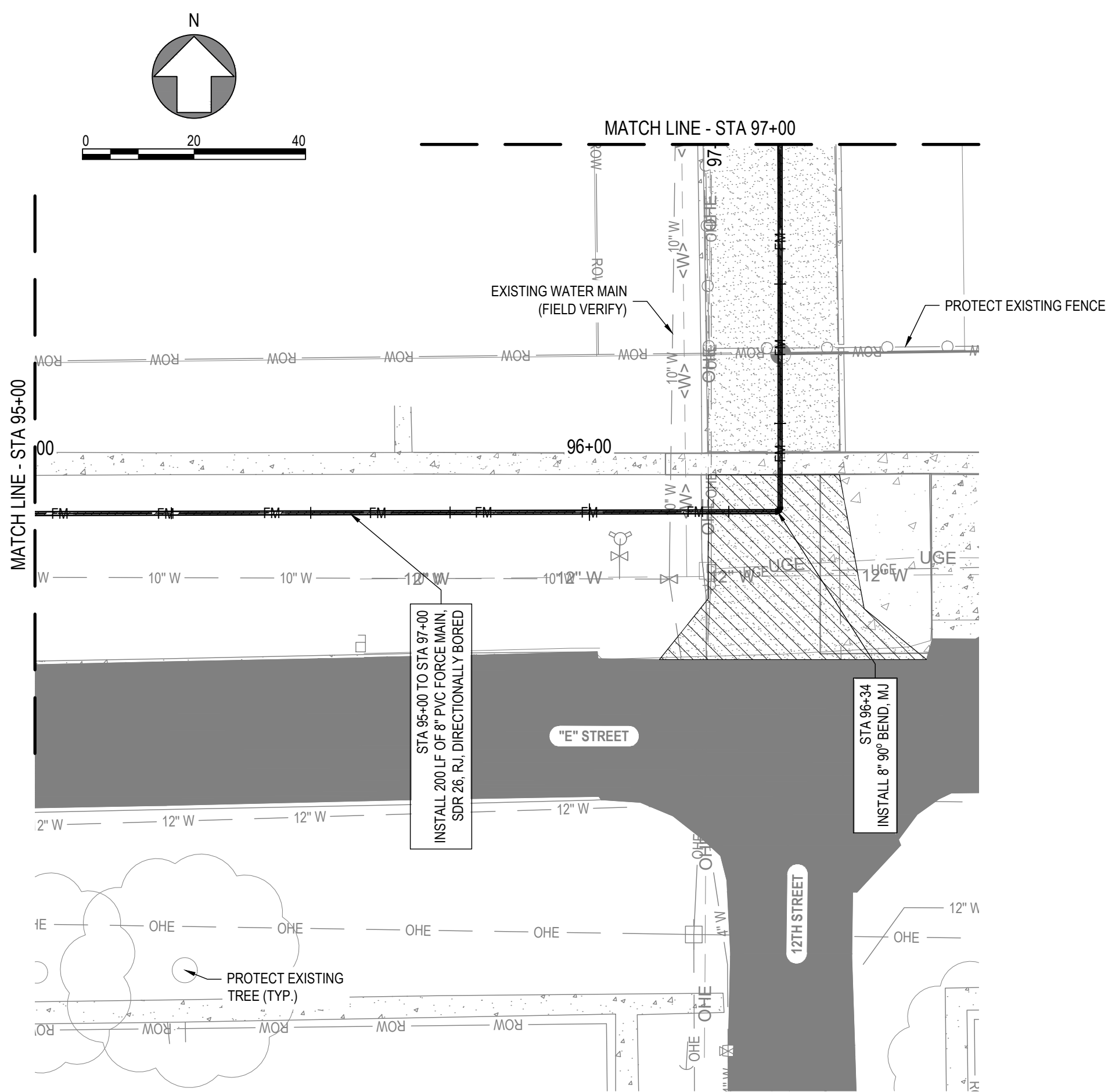
CITY OF DAVID CITY
 490 E STREET, P.O. BOX 191
 DAVID CITY, NE 68632

JEO PROJECT NO.: 251298.00
 DRAWN BY: ADP/TAH
 QAQC: RSP

SCALES SHOWN FOR 22"x34" SHEET
 VERIFY SCALE FOR REDUCED OR PRINTED COPIES

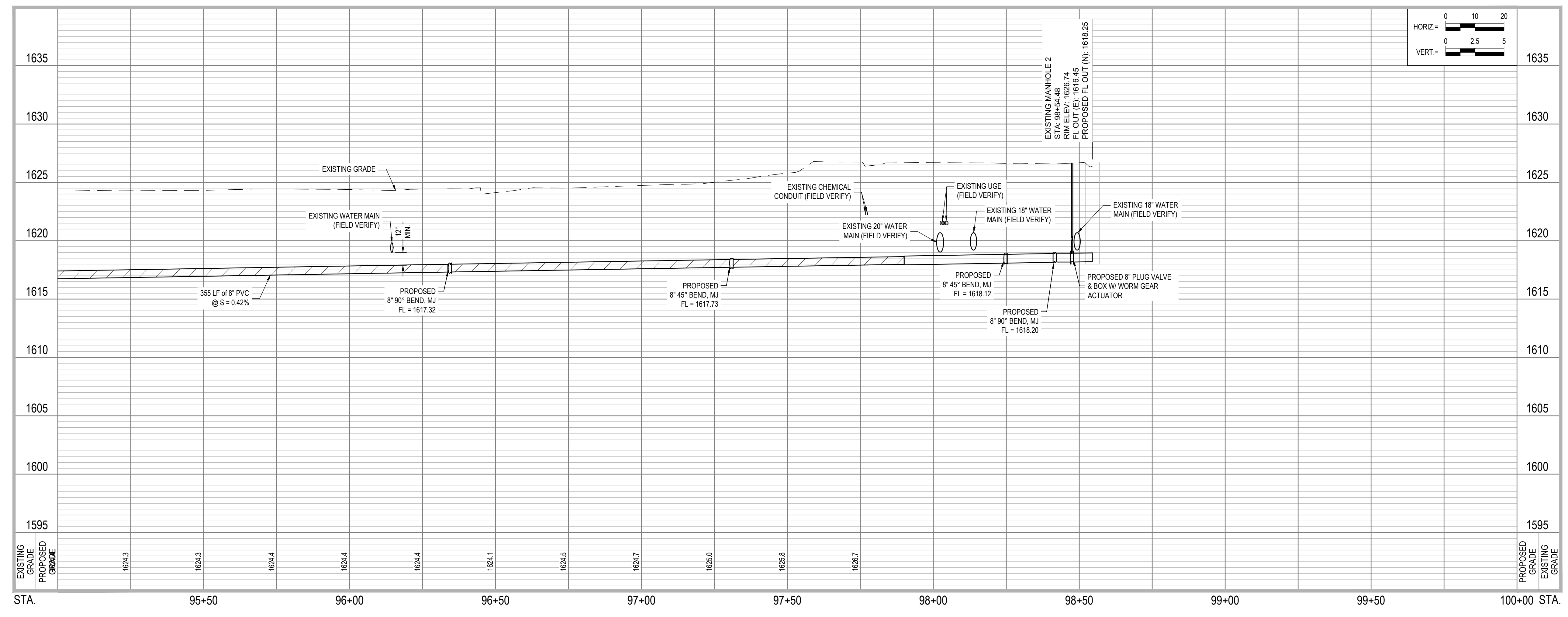


FORCE MAIN PLAN AND PROFILE



PAVEMENT/SIDEWALK REMOVAL AND REPLACEMENT					
DESCRIPTION	STATION	SIDE	REMOVE	INSTALL	THICKNESS
GRAVEL AGGREGATE	96+35	CL	108 SY	108 SY	4"
GRAVEL AGGREGATE	97+31	CL	57 SY	57 SY	4"
CONCRETE PAVEMENT	98+25	CL	190 SY	190 SY	6"

- GENERAL NOTES:**
- CONTRACTOR TO SEED ALL DISTURBED AREAS.
 - CONTRACTOR SHALL PROTECT EXISTING UTILITIES AND LIGHT POLES AND COORDINATE WITH UTILITIES.
 - CONTRACTOR SHALL PROTECT EXISTING MAILBOXES AND TREES.
 - CONTRACTOR TO FIELD VERIFY EXISTING UTILITIES AND PROTECT THEM DURING INSTALLATION.
 - CONTRACTOR TO COORDINATE WITH THE OWNER FOR CHEMICAL DELIVERY TO CHEMICAL FEED ROOM AT WATER TREATMENT PLANT.
 - CONTRACTOR TO INSTALL PIPE AT SLOPES INDICATED, AVOID LOCAL HIGH POINTS.



JEO CONSULTING GROUP
 1937 N CHESTNUT ST
 WAHOO, NE 68066
 800.723.8567 | jeo.com

ORGANIZATION CERTIFICATE OF
 AUTHORIZATION NUMBER: CA-0069



05/13/2026
 ETHAN JOY, PE
 E-12024

ISSUE

MARK	DATE	DESCRIPTION
FD	05/13/2026	100% SUBMITTAL

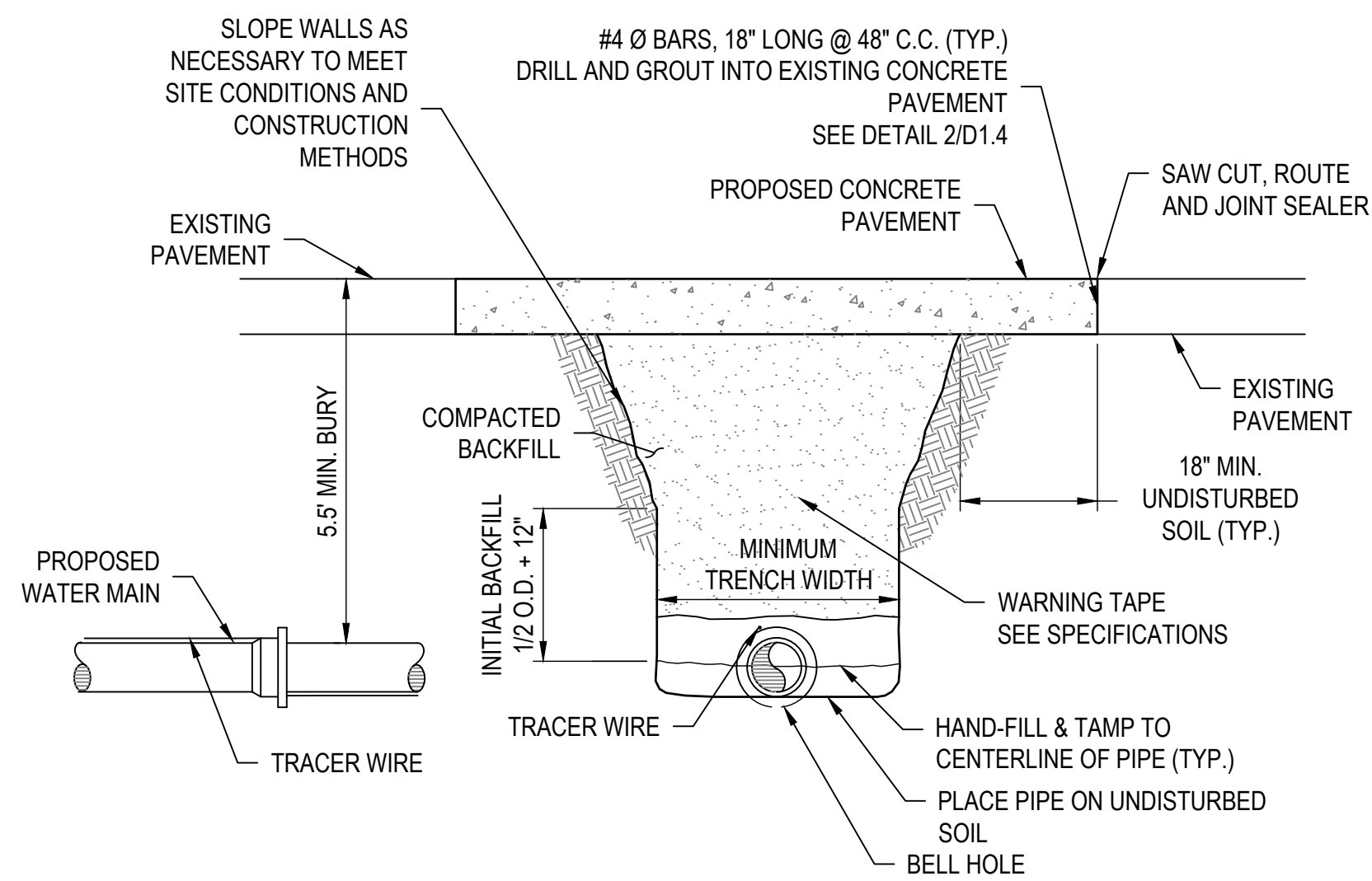
**2025 N 6TH STREET WATER MAIN
 IMPROVEMENTS AND WATER
 TREATMENT PLANT BACKWASH
 FORCE MAIN**

CITY OF DAVID CITY
 490 E STREET, P.O. BOX 191
 DAVID CITY, NE 68632

JEO PROJECT NO.: 251298.00
 DRAWN BY: ADP/TAH
 QAQC: RSP
 ADDITIONAL INFO:

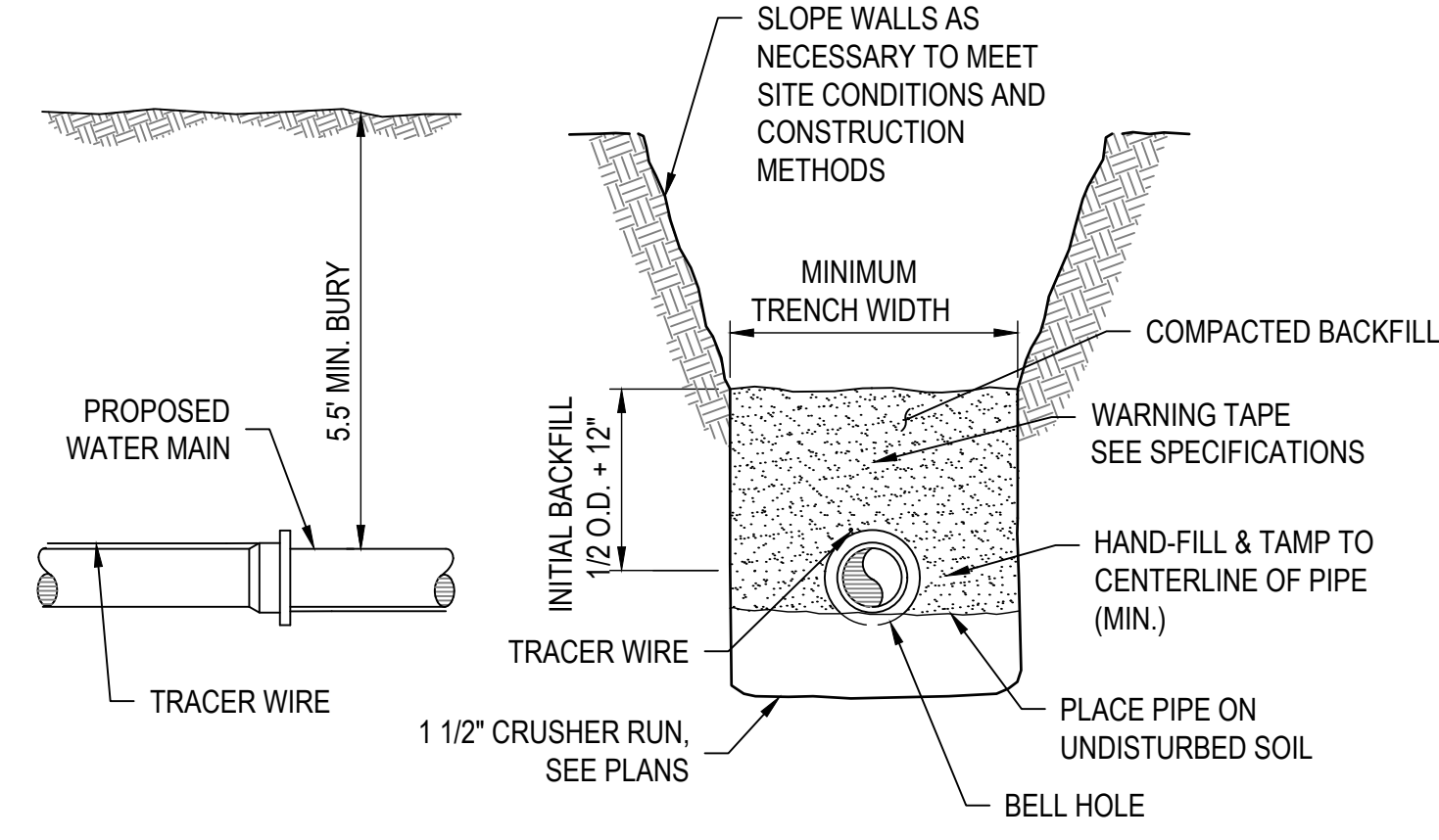
SCALES SHOWN FOR 22"x34" SHEET
 VERIFY SCALE FOR REDUCED OR PRINTED COPIES
US SURVEY FEET (±FT)

**FORCE MAIN
 PLAN AND PROFILE**



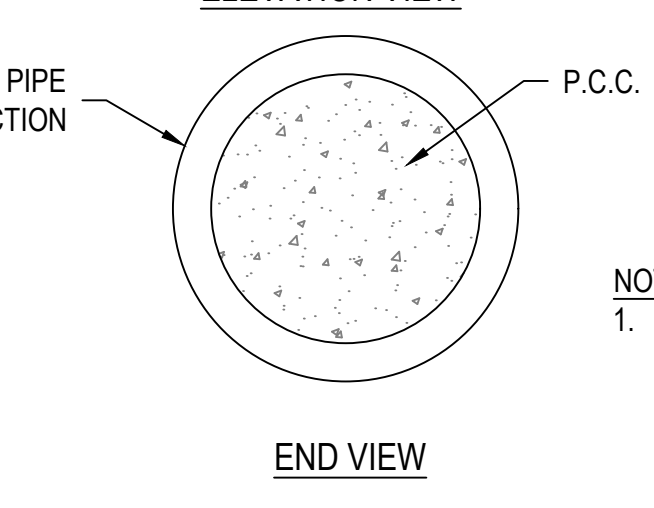
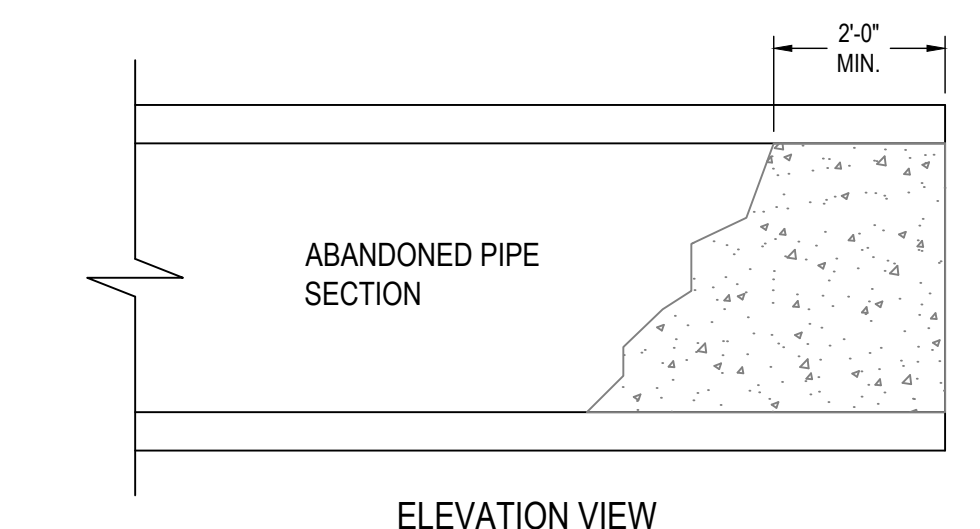
PIPE SIZE	MIN. TRENCH WIDTH
4"	18"
6"	18"
8"	24"
10"	26"
12"	30"
15"	30"
16"	32"
18"	32"

1 WATER MAIN TRENCH - CONCRETE PAVEMENT
 SCALE: N.T.S.



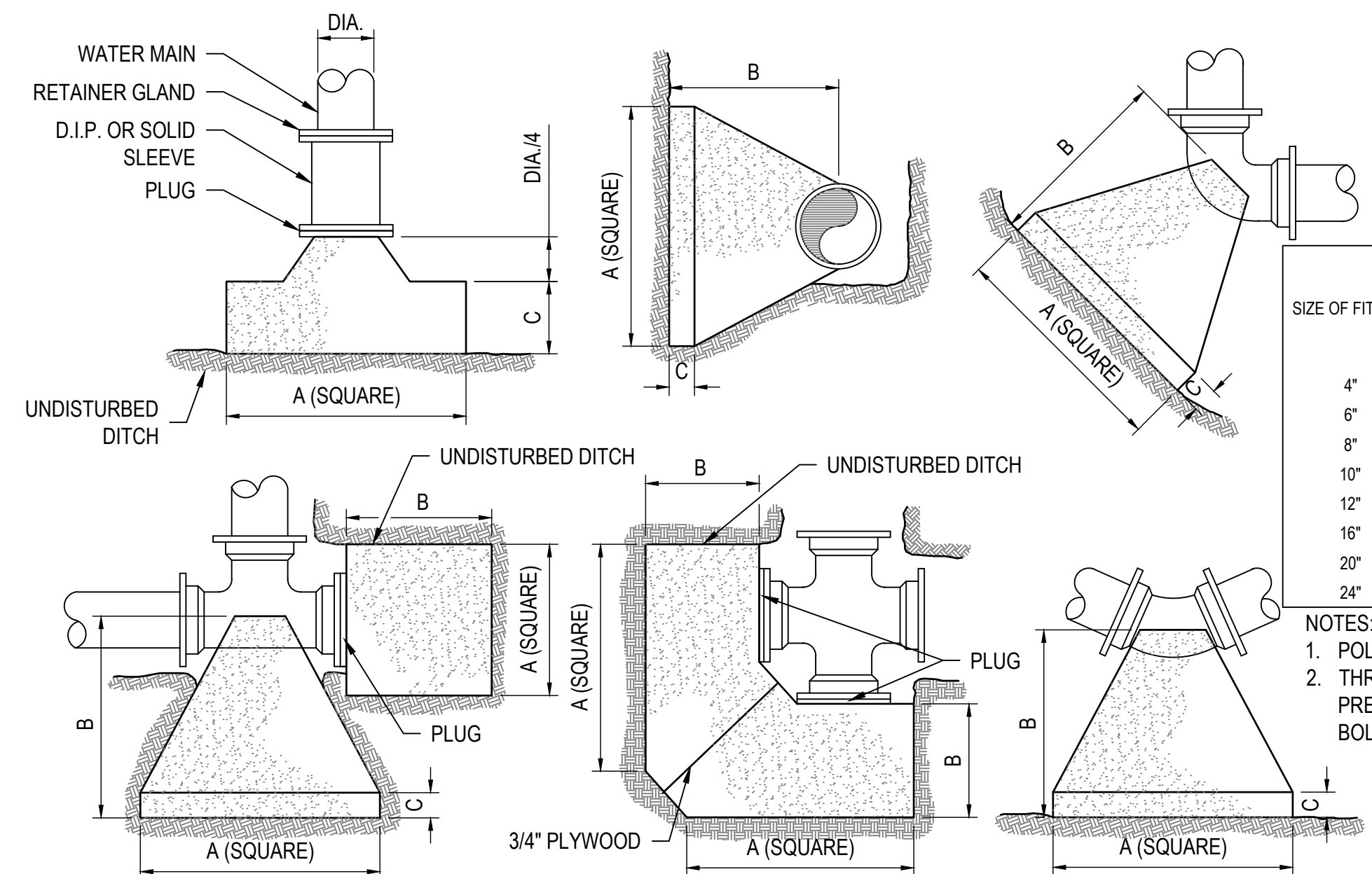
PIPE SIZE	MIN. TRENCH WIDTH
4"	18"
6"	18"
8"	24"
10"	26"
12"	30"
15"	30"
16"	32"
18"	32"

2 WATER MAIN TRENCH
 SCALE: N.T.S.



3 STANDARD PIPE PLUG
 SCALE: N.T.S.

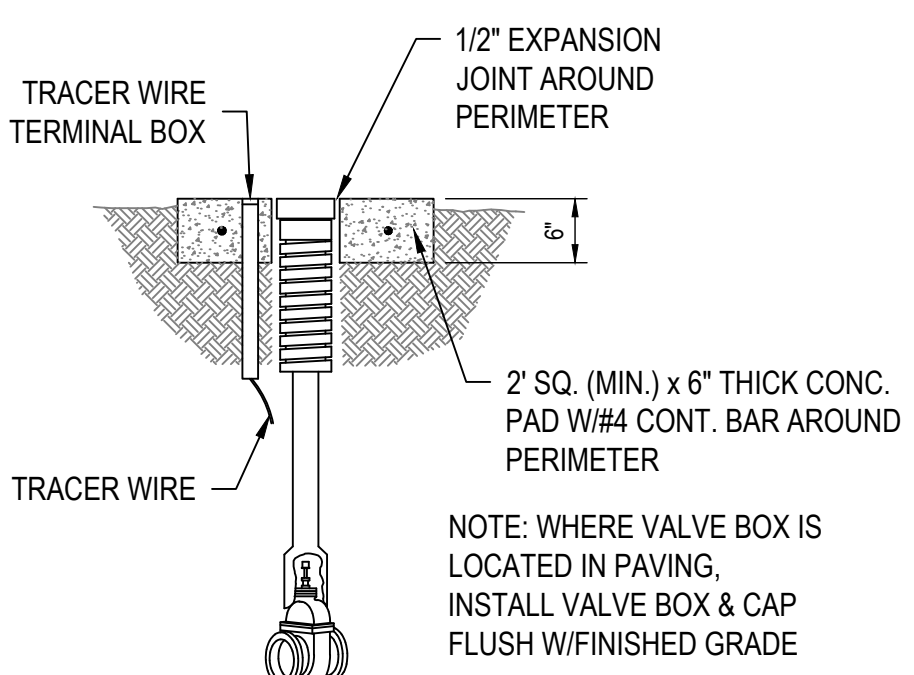
NOTE:
 1. SEE SPECIFICATIONS FOR COMPLETE ABANDONMENT PROCEDURES



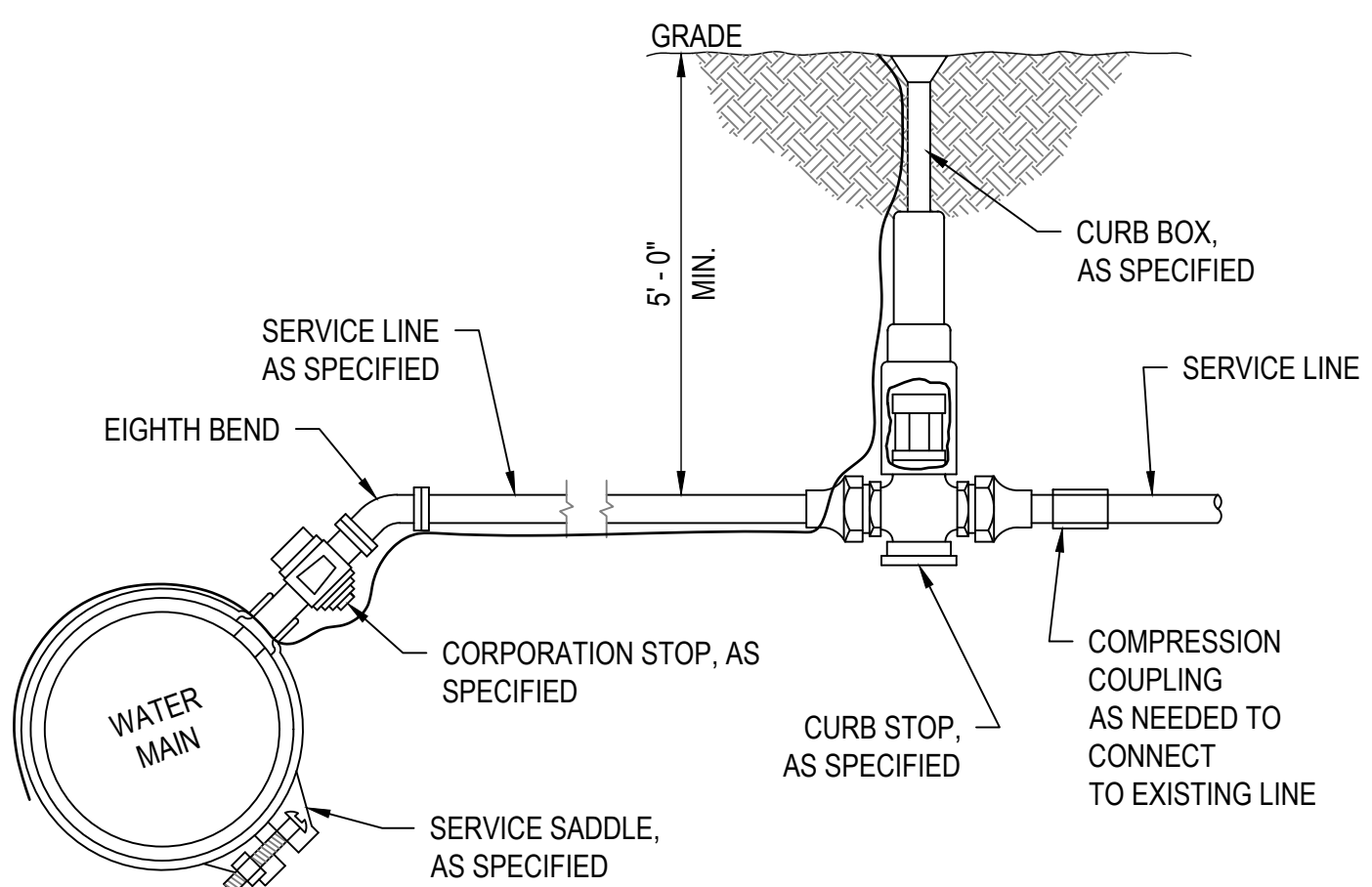
SIZE OF FITTING	THRUST BLOCK DIMENSIONS		
	A	B	C
4"	1'-0"	1'-0"	3"
6"	1'-6"	1'-0"	6"
8"	2'-0"	1'-0"	6"
10"	2'-6"	2'-0"	9"
12"	3'-0"	2'-6"	9"
16"	4'-0"	2'-6"	12"
20"	4'-0"	3'-0"	16"
24"	4'-6"	3'-0"	16"

NOTES:
 1. POLYWRAP ALL FITTINGS
 2. THRUST BLOCKS SHALL NOT PREVENT ACCESS TO FITTING BOLTS

4 CONCRETE THRUST BLOCK
 SCALE: N.T.S.



5 GATE VALVE BOX
 SCALE: N.T.S.



6 WATER SERVICE INSTALLATION
 SCALE: N.T.S.



JEO CONSULTING GROUP

1937 N CHESTNUT ST
 WAHOO, NE 68066
 800.723.8567 | jeo.com

ORGANIZATION CERTIFICATE OF AUTHORIZATION NUMBER: CA-0069



05/13/2026
 ETHAN JOY, PE
 E-12024

ISSUE

MARK	DATE	DESCRIPTION
FD	05/13/2026	100% SUBMITTAL

2025 N 6TH STREET WATER MAIN IMPROVEMENTS AND WATER TREATMENT PLANT BACKWASH FORCE MAIN

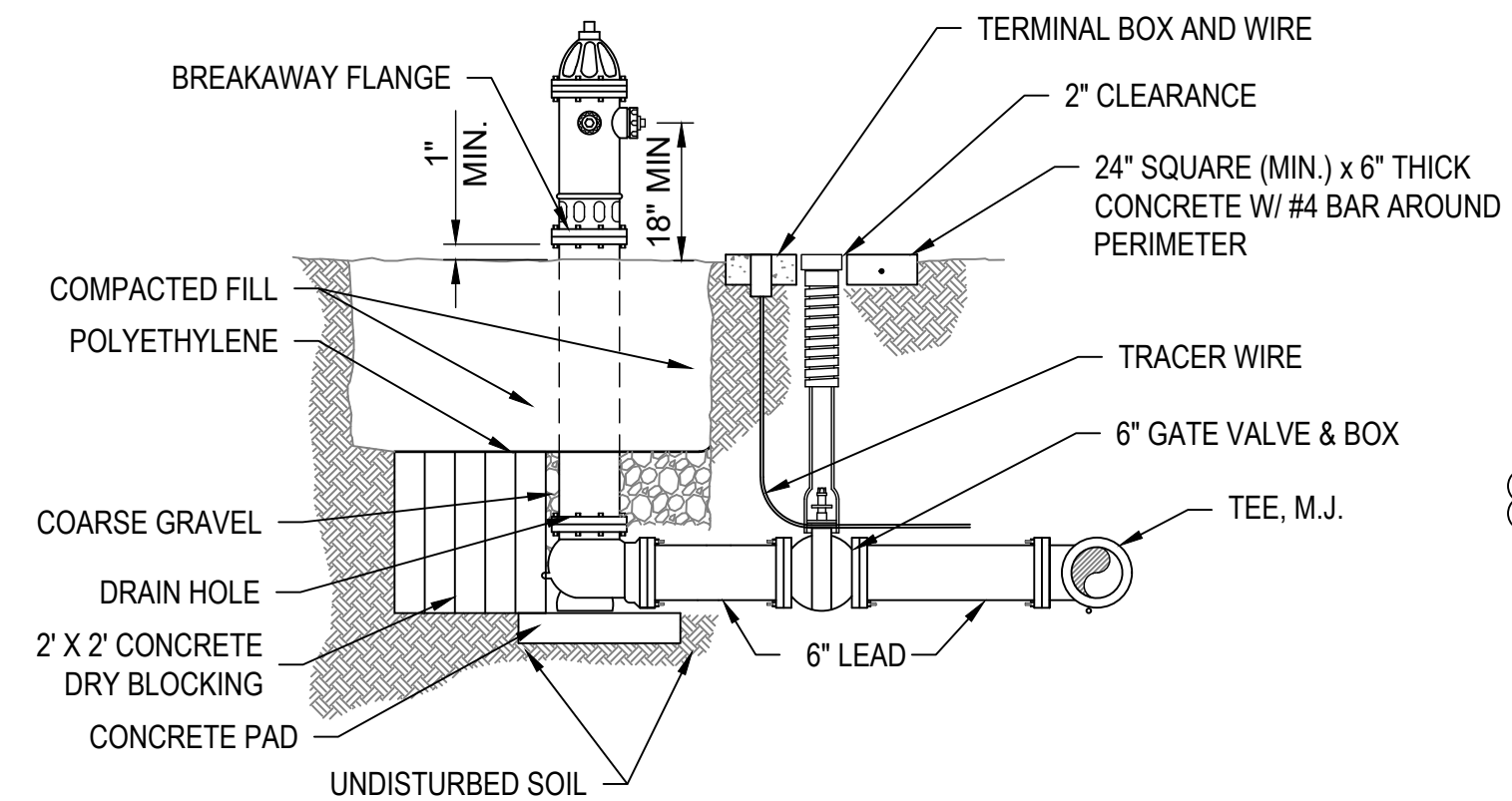
CITY OF DAVID CITY
 490 E STREET, P.O. BOX 191
 DAVID CITY, NE 68632

JEO PROJECT NO.: 251298.00
 DRAWN BY: ADP/TAH
 QAQC: RSP

SCALES SHOWN FOR 22"x34" SHEET
 VERIFY SCALE FOR REDUCED OR PRINTED COPIES

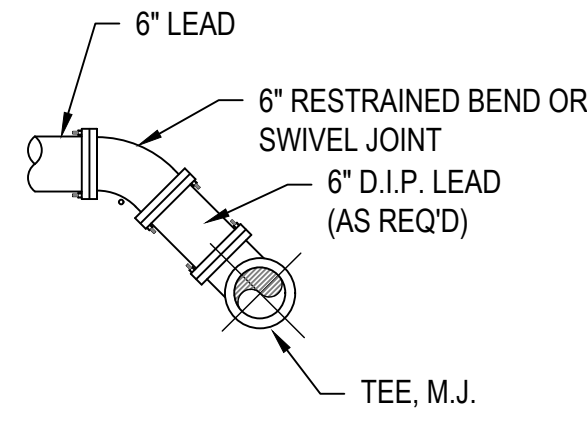


CIVIL DETAILS

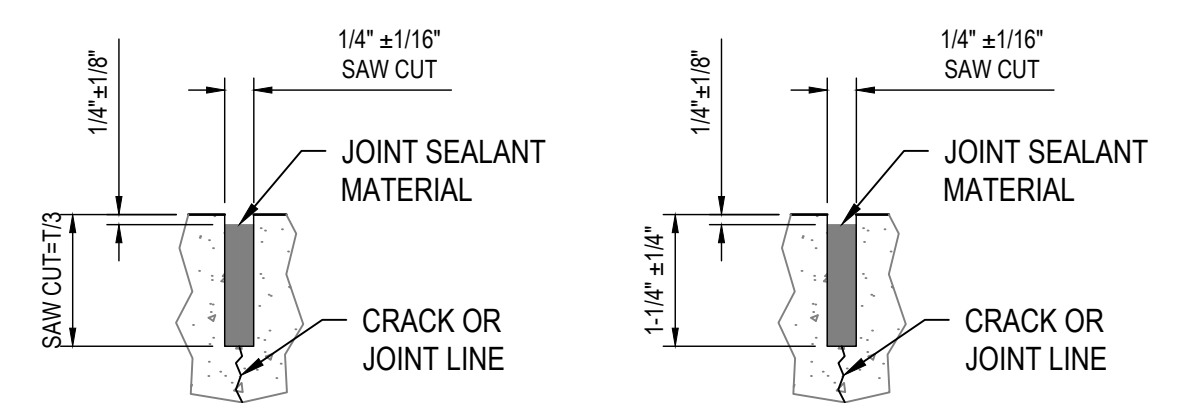


- NOTES:
1. HYDRANT ASSEMBLY TO INCLUDE MECHANICAL JOINT RESTRAINT DEVICE OR ANCHOR COUPLING, PIPING AND GATE VALVE.
 2. ALL FITTINGS TO BE MECHANICAL JOINT, WITH MECHANICAL JOINT RESTRAINT DEVICES OR ANCHOR COUPLINGS

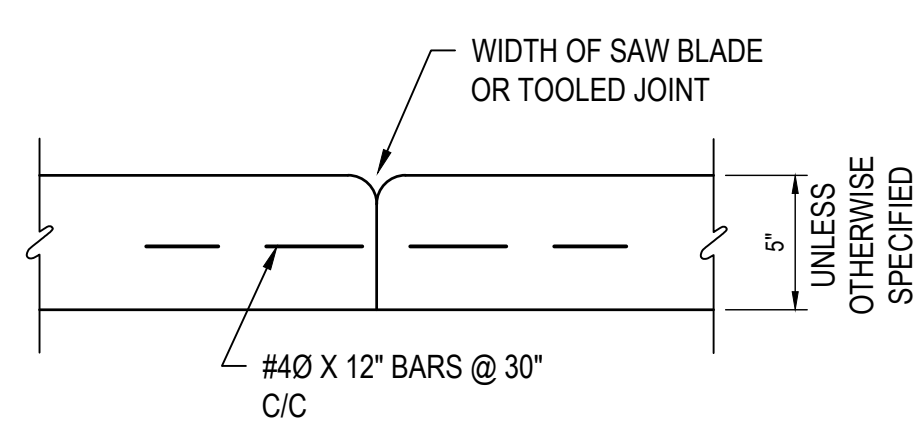
1 FIRE HYDRANT ASSEMBLY
 SCALE: N.T.S.



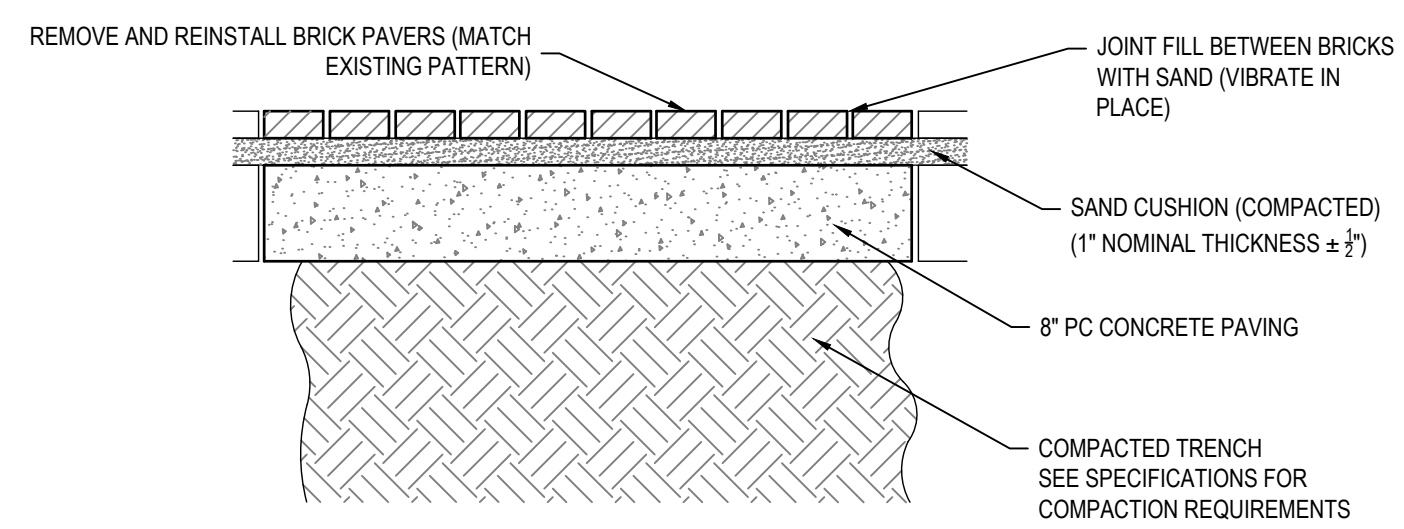
EXTRA BURY DEPTH CONSTRUCTION



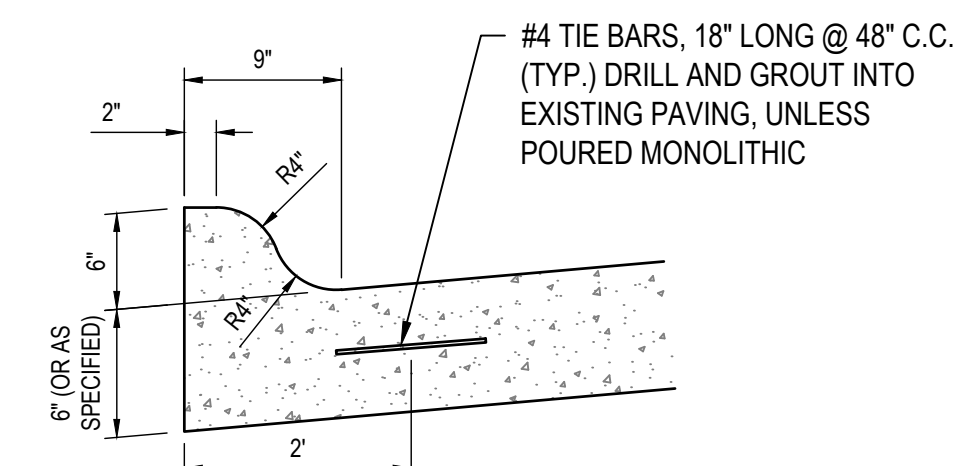
2 SAWED CONTRACTION JOINT
 SCALE: 1"=1'-0"



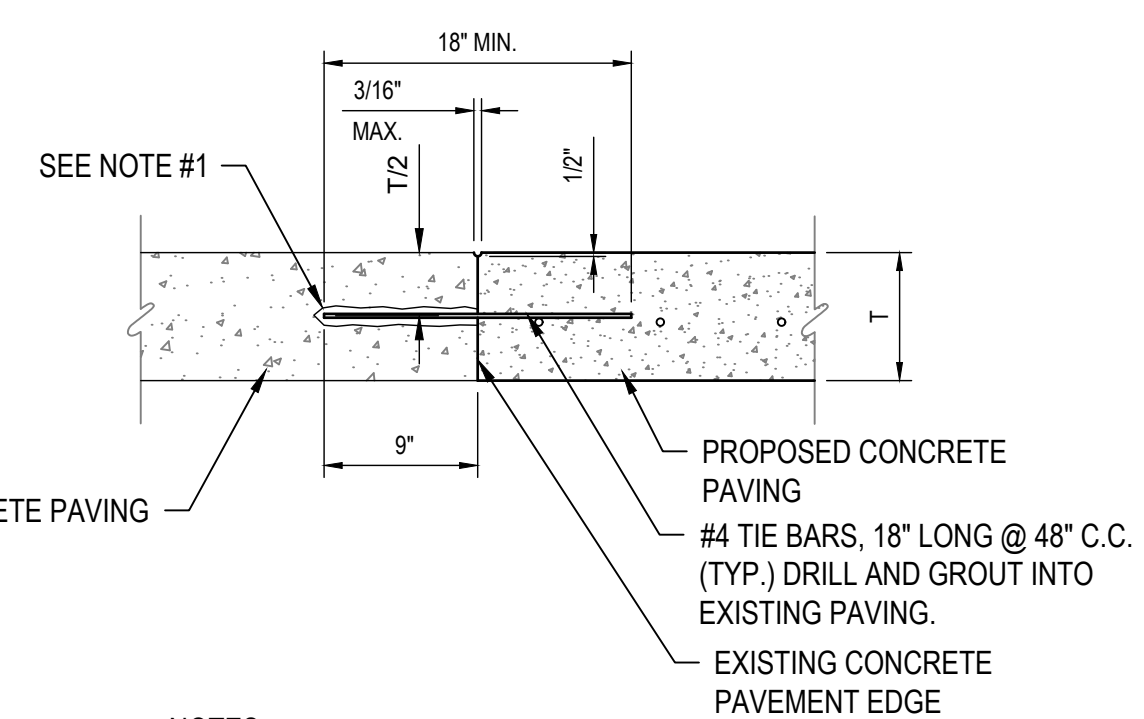
3 SIDEWALK COLD JOINT
 SCALE: N.T.S.



4 BRICK PAVING REMOVAL AND REPLACEMENT
 SCALE: N.T.S.



5 CURB DETAIL
 SCALE: 1"=1'-0"



- NOTES:
1. DRILL HOLE DIA. 1/8" LARGER THAN TIE BAR.
 2. NO BAR WILL BE CLOSER THAN 6 INCHES TO ANY LONGITUDINAL JOINT (CENTERLINE OR LANELINE).

6 PAVING TIE-IN
 SCALE: 1"=1'-0"



JEO CONSULTING GROUP

1937 N CHESTNUT ST
 WAHOO, NE 68066
 800.723.8567 | jeo.com

ORGANIZATION CERTIFICATE OF
 AUTHORIZATION NUMBER: CA-0069



05/13/2026
 ETHAN JOY, PE
 E-12024

ISSUE

MARK	DATE	DESCRIPTION
FD	05/13/2026	100% SUBMITTAL

2025 N 6TH STREET WATER MAIN IMPROVEMENTS AND WATER TREATMENT PLANT BACKWASH FORCE MAIN

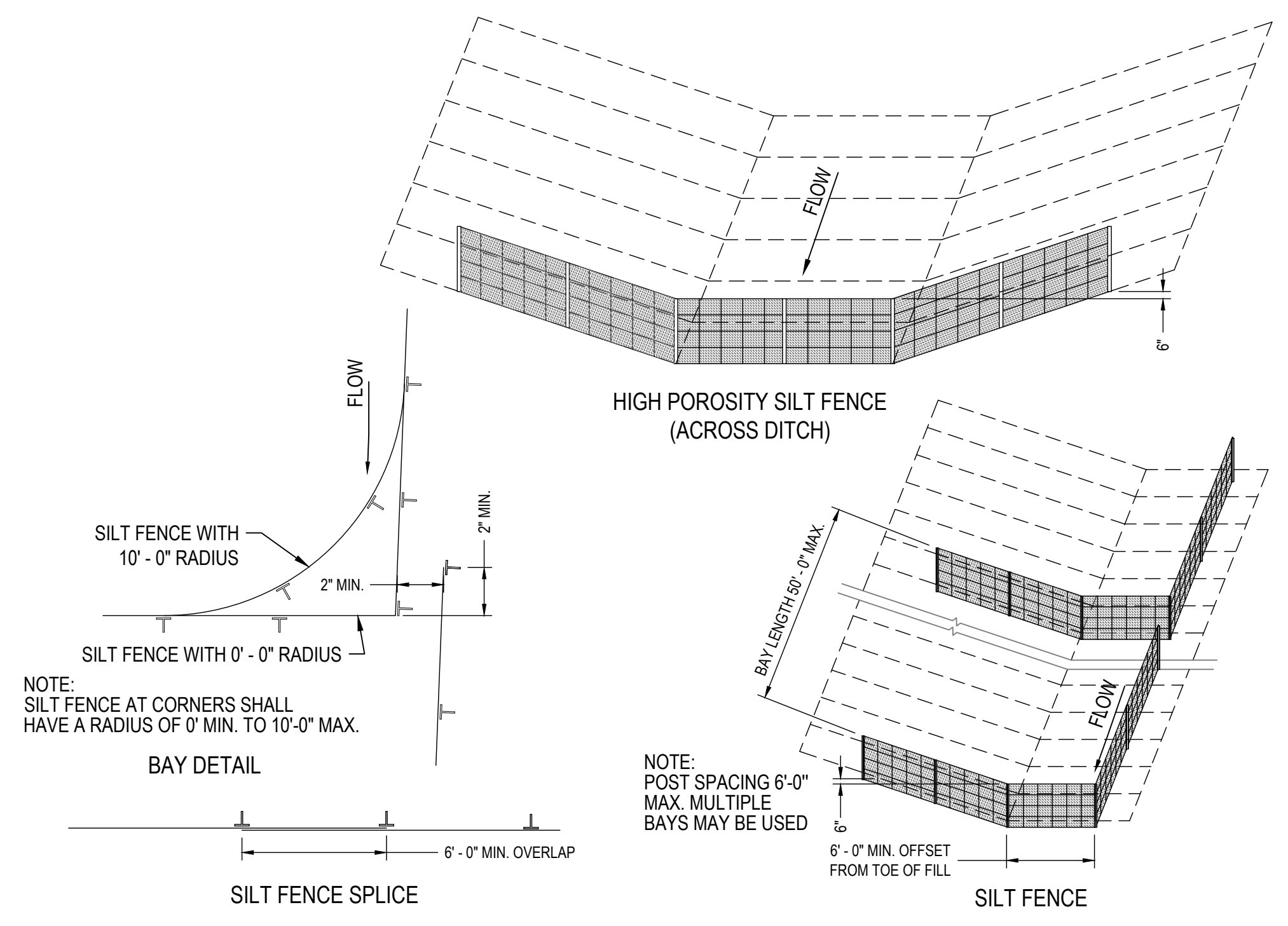
CITY OF DAVID CITY
 490 E STREET, P.O. BOX 191
 DAVID CITY, NE 68632

JEO PROJECT NO.: 251298.00
 DRAWN BY: ADP/TAH
 QAQC: RSP

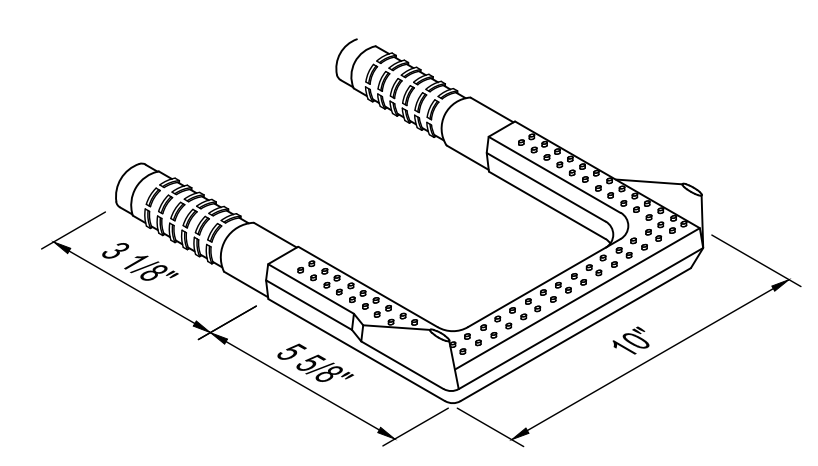
SCALES SHOWN FOR 22"x34" SHEET
 VERIFY SCALE FOR REDUCED OR PRINTED COPIES



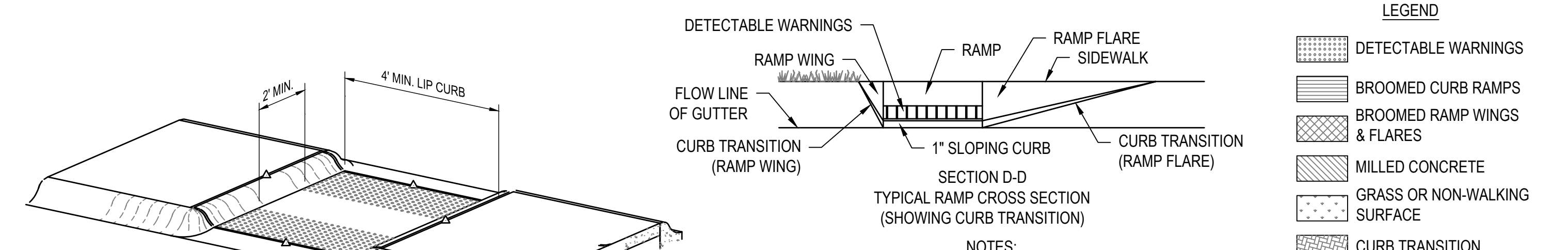
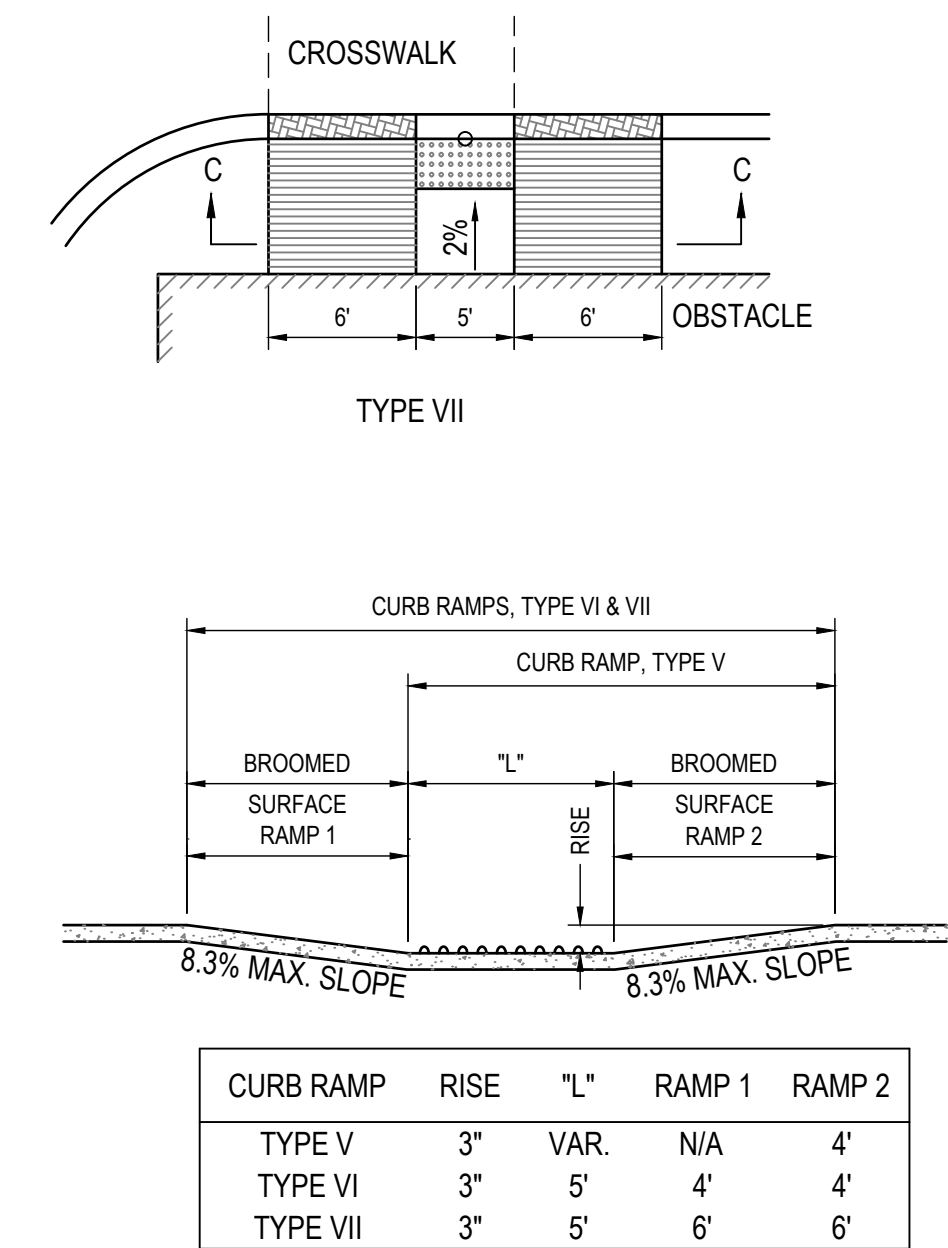
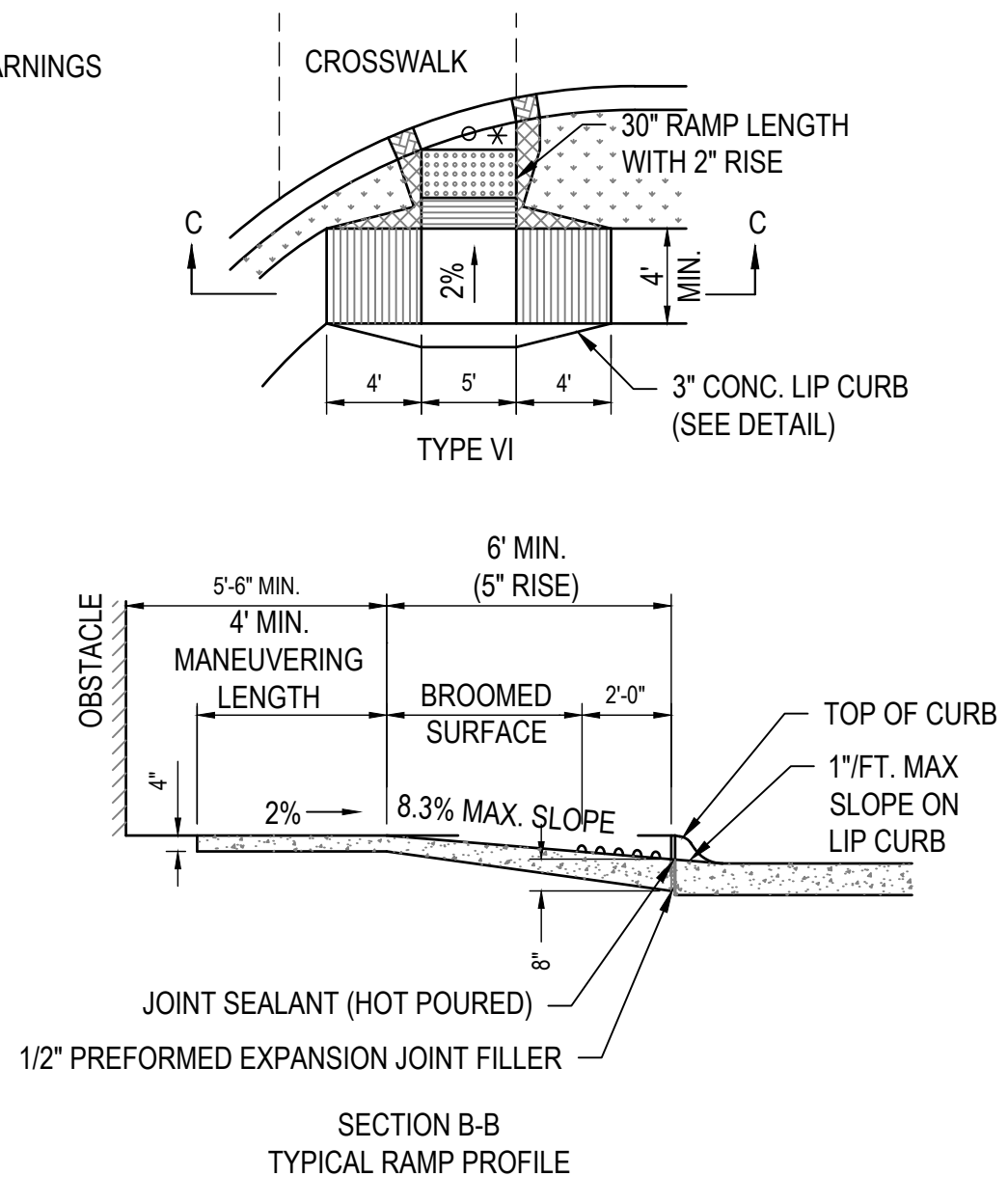
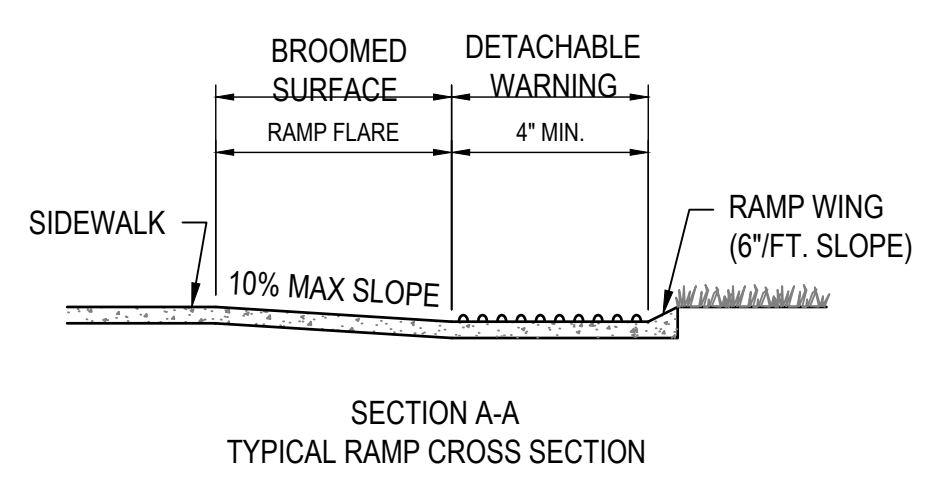
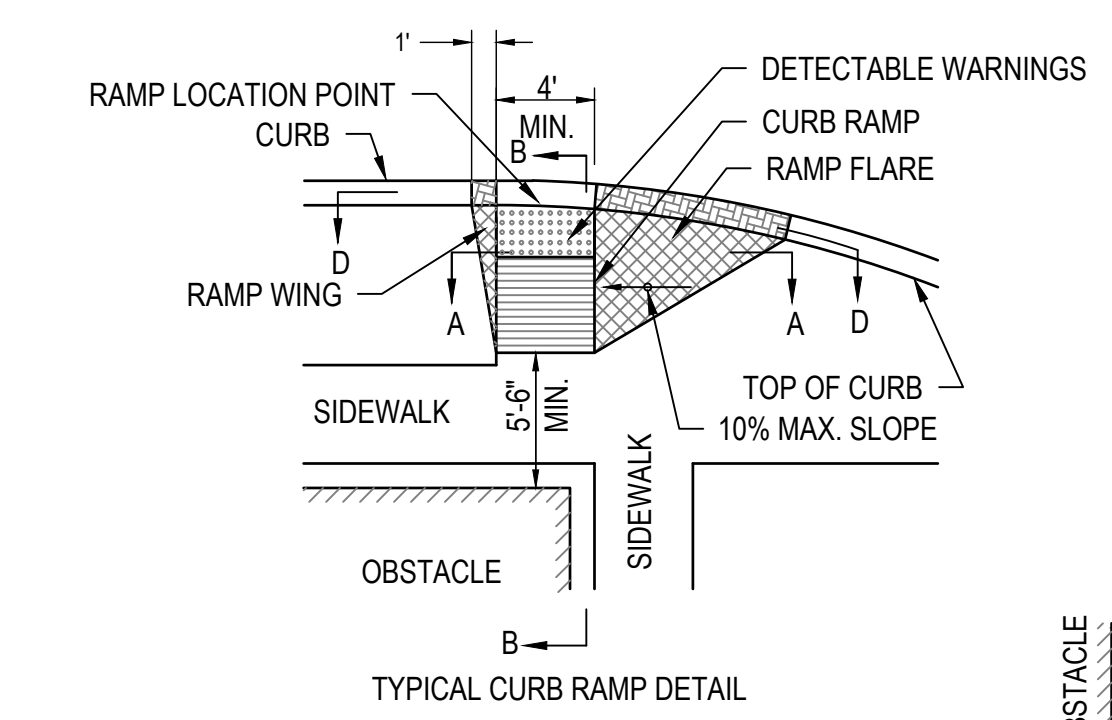
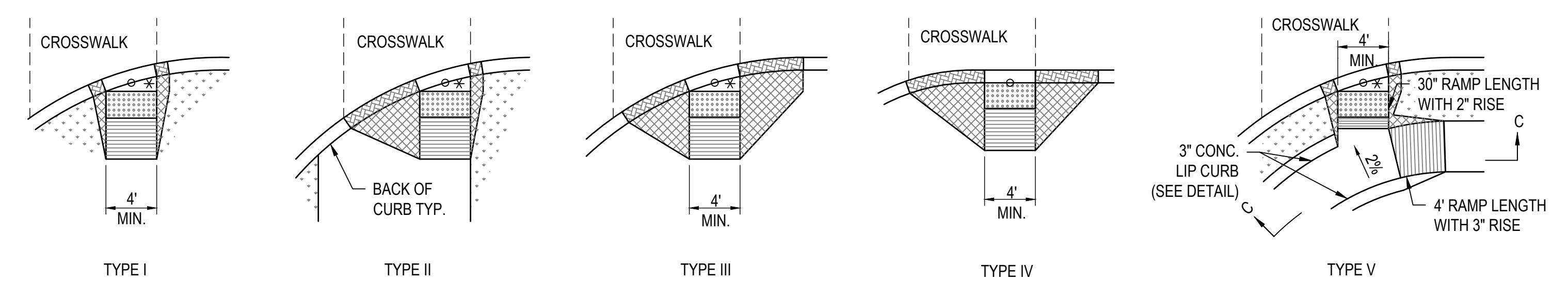
CIVIL DETAILS



1 SILT FENCE DETAIL
 SCALE: N.T.S.

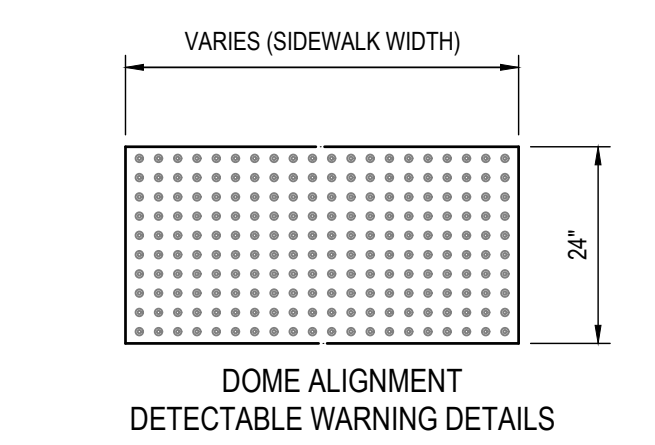
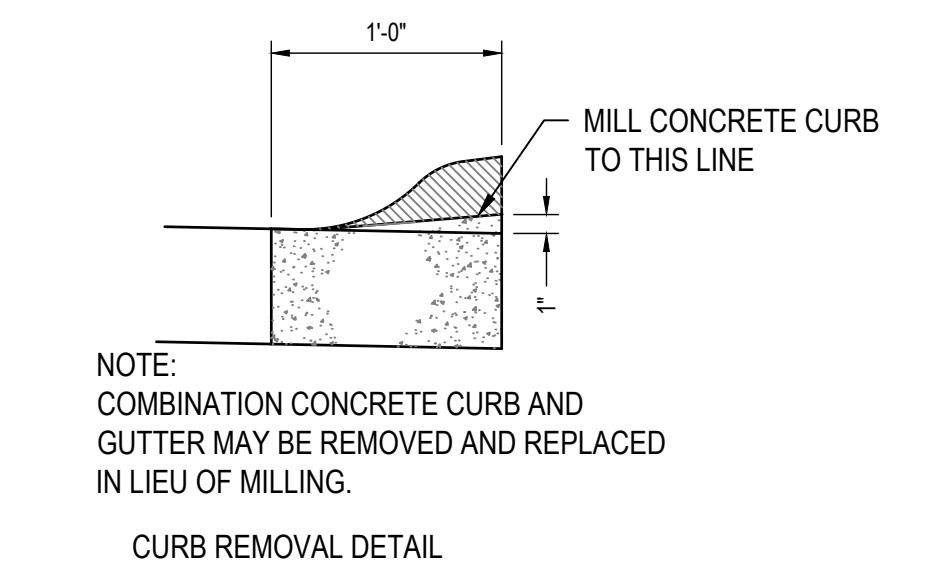
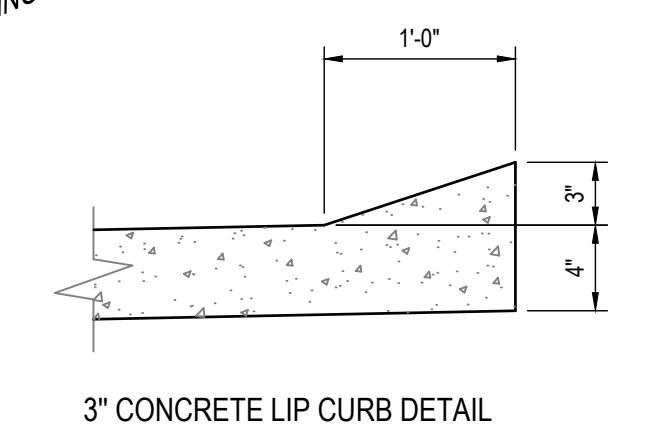
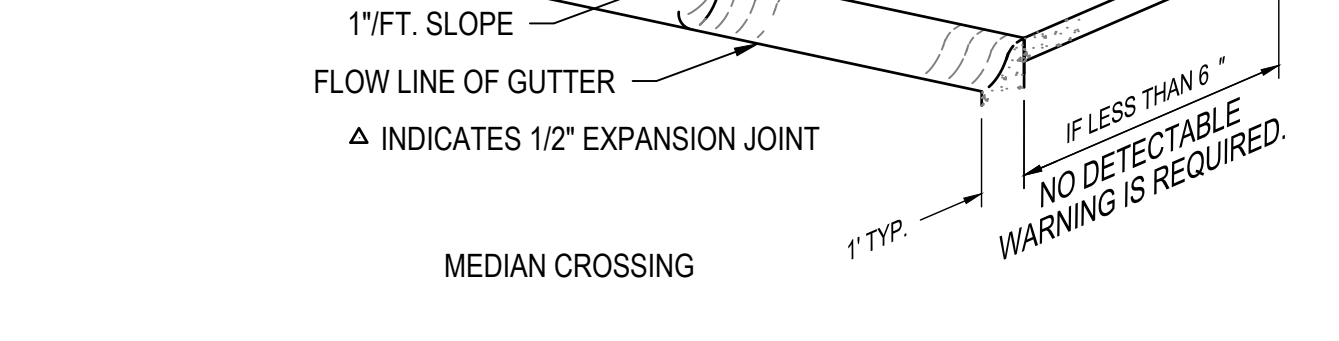


2 MANHOLE STEP
 SCALE: N.T.S.



LEGEND


- DETECTABLE WARNINGS
- BROOMED CURB RAMPS
- BROOMED RAMP WINGS & FLARES
- MILLED CONCRETE
- GRASS OR NON-WALKING SURFACE
- CURB TRANSITION



- NOTES:
- THE NORMAL GUTTER LINE PROFILE SHALL BE MAINTAINED THROUGH THE AREA OF THE CURB RAMP.
 - THE SURFACE OF ALL CURB RAMPS SHALL BE BROOMED PERPENDICULAR TO THE SLOPE OF THE CURB RAMP. ALL FLARES AND WINGS SHALL BE BROOMED PERPENDICULAR TO SLOPE.
 - CARE SHALL BE TAKEN TO ASSURE A UNIFORM GRADE ON THE CURB RAMP, FREE OF SAGS AND SHORT GRADE CHANGES.
 - THE RAMP FLARES SHALL BE CONSTRUCTED WITH A 10 ANGLES TO THE SLOPE OF THE CURB RAMP, TYPES II, III & IV.
 - THE SLOPE OF SIDEWALKS APPROACHING CURB RAMPS (OR THEIR FLARES) SHALL BE FLAT ENOUGH TO PROVIDE RECOVERY AREAS FOR WHEELCHAIRS ENTERING OR EXITING THE RAMPS.
 - THE WORK OF CONSTRUCTING THESE RAMPS SHALL BE MEASURED AND PAID FOR AS A PART OF THE WORK FOR "CONCRETE SIDEWALKS", "CONCRETE MEDIAN SURFACING" OR "CONCRETE BIKEWAY". THE WORK OF MODIFICATION OF NEW OR EXISTING CURB WILL NOT BE PAID FOR DIRECTLY, BUT WILL BE CONSIDERED SUBSIDIARY TO OTHER ITEMS OF WORK FOR WHICH DIRECT PAYMENT IS MADE.

INDICATES 2% SLOPE TOWARDS STREET

4 CURB RAMP
 SCALE: N.T.S.



ISSUE

MARK	DATE	DESCRIPTION
FD	05/13/2026	100% SUBMITTAL

2025 N 6TH STREET WATER MAIN IMPROVEMENTS AND WATER TREATMENT PLANT BACKWASH FORCE MAIN

CITY OF DAVID CITY
 490 E STREET, P.O. BOX 191
 DAVID CITY, NE 68632

JEO PROJECT NO.: 251298.00
 DRAWN BY: ADP/TAH
 QAQC: RSP

SCALES SHOWN FOR 22"x34" SHEET
 VERIFY SCALE FOR REDUCED OR PRINTED COPIES

US SURVEY FEET (±FT)

CIVIL DETAILS



JEO CONSULTING GROUP

1937 N CHESTNUT ST
 WAHOO, NE 68066
 800.723.8567 | jeo.com

ORGANIZATION CERTIFICATE OF
 AUTHORIZATION NUMBER: CA-0069



05/13/2026
 ETHAN JOY, PE
 E-12024

ISSUE

MARK	DATE	DESCRIPTION
FD	05/13/2026	100% SUBMITTAL

**2025 N 6TH STREET WATER MAIN
 IMPROVEMENTS AND WATER
 TREATMENT PLANT BACKWASH
 FORCE MAIN**

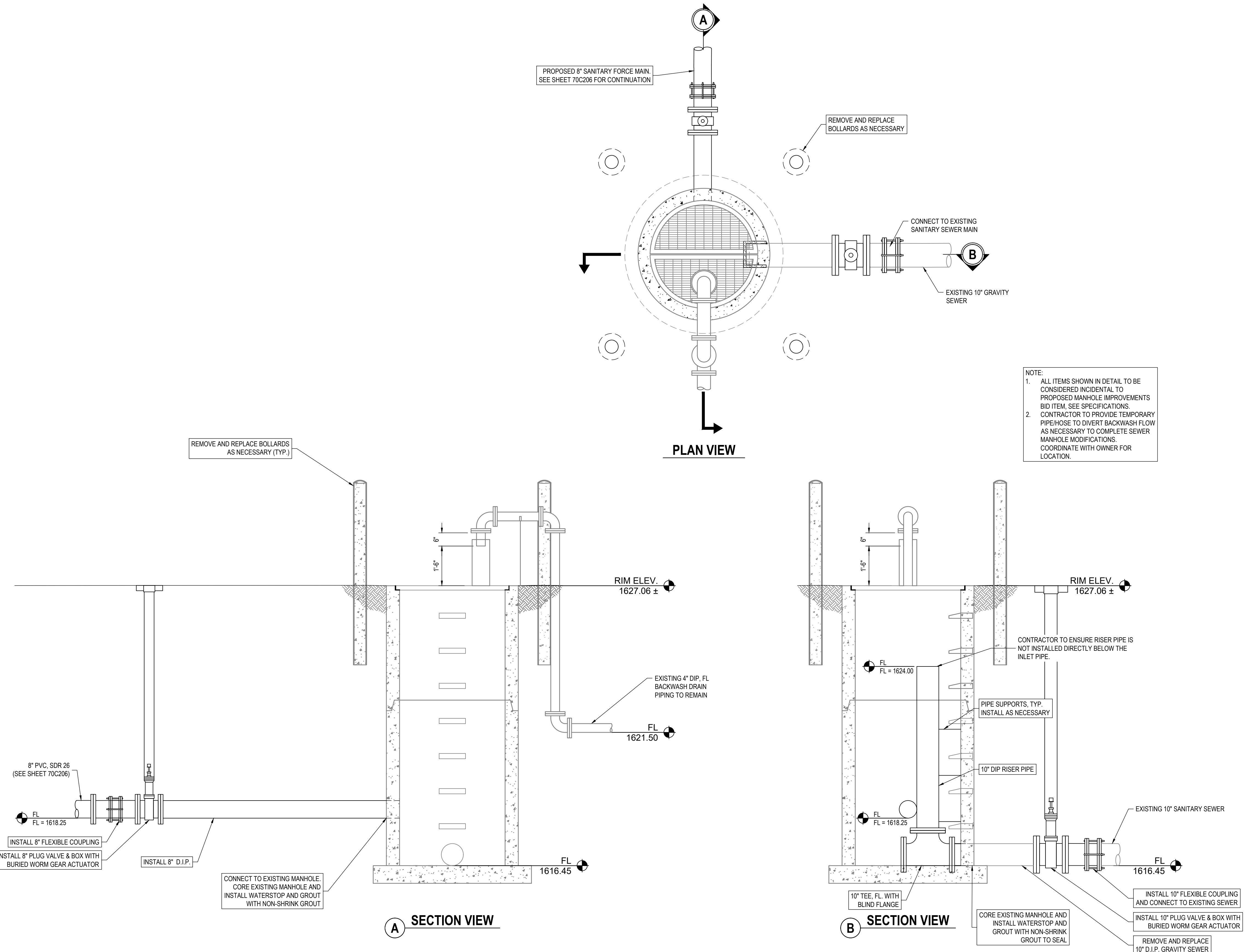
CITY OF DAVID CITY
 490 E STREET, P.O. BOX 191
 DAVID CITY, NE 68632

JEO PROJECT NO.: 251298.00
 DRAWN BY: ADP/TAH
 QAQC: RSP

SCALES SHOWN FOR 22"x34" SHEET
 VERIFY SCALE FOR REDUCED OR PRINTED COPIES



CIVIL DETAILS



1 PROPOSED MANHOLE IMPROVEMENTS AT THE WATER TREATMENT PLANT (STA 98+54)
 SCALE: 1/2"=1'-0"



Vermeer High Plains

5700 North 70th • Lincoln, NE 68507

402-467-5396 Call or Text

www.vermeerhp.com

Ship To: DAVID CITY ELEC DEPT
174 E STREET
DAVID CITY NE 68632

Invoice To: DAVID CITY ELEC DEPT
PO BOX 191
DAVID CITY NE 68632

Attention: PAT HOEFT

Branch 01 - LINCOLN, NE		
Date 04/28/2026	Time 14:47:33 (O)	Page 1
Account No DAVID010	Phone No 4023673197	Inv No 04 Q01745
Ship Via	Purchase Order	
Tax ID No		
Salesperson JON MAGUIRE		140 / 140

EQUIPMENT QUOTE - NOT AN INVOICE

Description	** Q U O T E **	EXPIRY DATE: 05/22/2026	Amount
New LARSON 7500 LARSON CABLE TRAILER			39615.84
****INCLUDING THE FOLLOWING OPTIONS****			
LARSON CABLE TRAILER			
COLD WEATHER START KIT			
SOURCEWELL 092922-FTS			
DAVID CITY, NE ACC#161741			

Miscellaneous Charges/Credits

FREIGHT AND PREP

Qty: 1 Price: 750.00 750.00

Subtotal: 40365.84

Quote Total: 40365.84

Authorization: _____

Good for thirty (30) days from date of quote.

Thank You For Your Business!

