



Agenda of Regular Meeting

The Board of Trustees Galveston Independent School District

The subjects discussed or considered or upon which any formal action may be taken are listed. Items do not have to be taken in the order shown.

- 1) Call to order Open Session in the Board Room of the Lovenberg Administration Building, 3904 Avenue T, Galveston, Texas.
- 2) Pledge of Allegiance to the United States flag and the Texas flag.
- 3) Citizen's Request to Address the Board on Agenda and Non-Agenda Items. Please complete sign-up sheets available in the lobby prior to the start of the meeting.
- 4) Declaration of Conflicts of Interest.
- 5) District Reports
 - A) Superintendent's Report
 - 1) ESL/EB presentation by Jeff Paysse
 - B) Board Committee Reports
 - 1) Curriculum Committee Chair- Ms. Ann Masel
 - 2) Facilities/Finance Committee Chair- Mr. Johnny Smecca
- 6) Financial Reports and Budget Update 4
- 7) REGULAR AGENDA- Action Items
 - A) Discuss and Consider Approval of GMP #7C for the completion Natatorium Foundation & Site Work for the Ball High School – South Building 46
 - B) Discuss and Consider Approval of Construction Delivery Methods for renovation of Libbie Shearn Moody Performing Arts Center, related fine arts areas, and remaining refurbishing of existing portions of Ball High School related to the Bond 2022 Construction Project; Delegation of Procurement and Contracting Authority for CMA and Construction Trade contractors, and Related Actions. 47
 - C) Discuss and consider approval and extension of the Superintendent’s Contract. 48
 - D) Discuss and consider delaying posting of Ten Commandments donated posters until Nathan v. Alamo Heights Independent School District appeal has been heard and decided upon. 49
- 8) The Board may recess into Closed Executive Session in the Library as permitted by the Texas Open Meeting Act Government Code Sections 551.071- 551.090 Subchapter D and E.

Should any final action, final decision, or final vote be required in the opinion of the School

Board with regard to any matter considered in such closed meeting then the final action, final decision, or final vote shall be either:

A) in the open meeting covered by the Notice upon the reconvening of the public meeting;
or

B) at a subsequent public meeting of the School Board upon notice thereof; as the School Board shall determine.

A) Consultation with Attorney (Tex. Govt. Code Section 551.071) - Consultation with attorney regarding pending or contemplated litigation, settlement offers, or matters in which the duty of the attorney to the school district under the Texas Disciplinary Rules of Professional Conduct of the State Bar of Texas clearly conflicts with the state's open meetings laws.

B) Personnel Matters (Tex. Govt. Code Section 551.074) – Discuss the appointment, employment, evaluation, reassignment, duties, discipline, dismissal or resignation of an employee or employees, including the Superintendent.

C) Real Property (Tex. Govt Code Section 551.072) – Discuss the purchase, exchange, lease or value of real estate in which the discussion in an open meeting would have a detrimental effect on the ability of the school district to negotiate with a third party.

D) Prospective Gifts or Donations (Tex. Govt Code Section 551.073) – Discuss prospective gifts or donations to the Galveston Independent School District and/or individual campuses, programs or facilities.

E) Network Security, Security Devices and Security Audits (Tex. Govt Code Sections 551.076 and 551.089) – Discuss Network security information; a security audit; the deployment, or specific occasions for implementation, of security personnel, critical infrastructure, or security devices; or security assessment or deployments related to information resources technology.

9) Reestablish the open meeting of the Galveston ISD Board of Trustees.

10) CONSENT AGENDA - Action Items

- | | |
|---|----|
| A) Consider approval of the minutes from the September 24, 2025 Regular Board meeting and the October 1, 2025 Special School Board Meeting. | 50 |
| B) Consider approval of personnel resignations and recommendations with contracts. | 55 |
| C) Discuss and consider approval of payment of attorney fees. | 56 |
| D) Consider approval of Budget Amendments | 57 |
| E) Discuss and consider accepting donations in accordance with Board Policy CDC Local. | 59 |
| F) Discuss and Consider Nominations for Persons to Serve on the Galveston Central Appraisal District Board of Directors | 61 |
| G) Discuss and consider Resolution to join the 791 Purchasing Cooperative. | 64 |
| H) Discuss and consider custodial, hvac, and plumbing supply purchases from Ferguson Facilities for the GISD Facilities Department in FY26 | 68 |
| I) Discuss and consider approval of the purchase of trash services from Republic Services for the GISD Facilities Department in FY26. | 69 |
| J) Discuss and consider approval for the District Goals and Performance Objectives for 2025-2026 | 70 |
| K) Discuss and consider approval for the campus goals and performance objectives as presented in the campus plans. | 82 |

L) Consider approval of Ball High Tornettes taking trip to Orlando, FL to watch UDA collegiate dance championship.

99

11) Suggested Future Agenda Items

12) COMMENTS FROM THE BOARD OF TRUSTEES

Pursuant to Texas Government Code Section 551.0415, Trustees may report on any of the following items:

1. Expressions of thanks, gratitude, and condolences
 2. Information regarding holiday schedules
 3. Honorary or salutary recognition of a public official, public employee, or other citizen
 4. Reminders regarding GISD events
 5. Reminders regarding community events
 6. Health and safety announcements
- 13) Adjournment

If, during the course of the meeting, discussion of any item on the agenda should be held in a closed meeting, the Board will conduct a closed meeting in accordance with the Texas Open Meetings Act, Government Code, Chapter 551, Subchapters D and E. Before any closed meeting is convened, the presiding officer will publicly identify the section or sections of the Act authorizing the closed meeting. All final votes, actions, or decisions will be taken in open meeting.

The notice for this meeting was posted in compliance with the Texas Open Meeting Act on _____, at _____ by _____ for the Board of Trustees.

**EXECUTIVE SUMMARY — OCTOBER, 2025 BOARD MEETING
PERIOD ENDING SEPTEMBER 30, 2025**



REVENUE (REPORT #1)

| FISCAL YEAR | ACTUAL | PERCENTAGE |
|-------------|-------------|------------------------------|
| FY26 | \$2,053,116 | 2.0% OF BUDGETED COLLECTIONS |
| FY25 | \$3,921,017 | 3.7% OF BUDGETED COLLECTIONS |

EXPENDITURES (REPORT #2)

| FISCAL YEAR | ACTUAL | PERCENTAGE |
|-------------|-------------|-------------------------------|
| FY26 | \$6,386,887 | 6.0% OF BUDGETED EXPENDITURES |
| FY25 | \$6,225,172 | 5.6% OF BUDGETED EXPENDITURES |

CASH & INVESTMENTS (REPORT #3)

| | | |
|-----------------------------|-------------------------|--------------------------------------|
| Moody Bank | \$23,858,586.12 | |
| Texas Class Investment Pool | \$56,028,615.22 | N/A (Investment Pool) |
| Texas Range | \$13,619,632.01 | N/A (Investment Pool) |
| Fidelity Investments | \$140,448,235.01 | Treasury & Federal Agency Securities |
| Total | \$233,955,068.36 | |

COLLECTIONS (REPORT #4)

| Fund | Budget | Amount Collected | % Collected |
|-----------------------------------|--------------|------------------|-------------|
| Maintenance & Operations | \$93,010,561 | \$150,837 | 0.2% |
| Interest & Sinking (Debt Payment) | \$22,495,320 | \$36,279 | 0.2% |

BOND 2022-2023 CONSTRUCTION (REPORT #5)

| | |
|----------------------------|-------------------------------|
| SPENT PTD \$190,636,715 | ENCUMBERED PTD \$2,395,257 |
|----------------------------|-------------------------------|

BOND 2022 INTEREST (REPORT #6)

| | |
|--|-------------|
| MOODY BANK AND TEXAS CLASS (POOLS ONLY) | \$8,339,929 |
|--|-------------|

LOCAL VENDOR ACTIVITY (REPORT #8)

| | |
|---------------------|--------------|
| VENDOR TOTAL | 38 |
| VENDOR AMOUNT TOTAL | \$491,190.46 |

VENDORS W/ AGGR. PURCHASES >\$50K (REPORT #7)

4


| | |
|--------------------------|-----------------|
| REGULAR VENDOR TOTAL | 4 |
| REG VENDOR AMOUNT TOTAL | \$543,723.60 |
| BOND VENDOR TOTAL | 8 |
| BOND VENDOR AMOUNT TOTAL | \$12,648,288.84 |

MONTHLY CHECK REGISTER (REPORT #9)

| |
|---|
| \$1,092,067.41 SEE DIGITAL COPY—ATTACHMENT J |
|---|

FINANCE HIGHLIGHTS

| |
|---|
| Received \$17K from TX Comptroller from unclaimed funds to GISD |
|---|





Galveston ISD
Interest Earnings
Sorted by Fund - Maturity Date
August 1, 2022 - September 30, 2025
Yield on Beginning Book Value

HUB Investment Partners LLC
 900 S Capital of Texas Hwy
 350
 Austin, TX 78746
 (512)600-5200

| CUSIP | Investment # | Fund | Security Type | Ending Par Value | Beginning Book Value | Ending Book Value | Maturity Date | Current Rate | Annualized Yield | Adjusted Interest Earnings | | |
|--|--------------|---------|-----------------|------------------|----------------------|-------------------|---------------|--------------|------------------|----------------------------|-------------------------|----------------------------|
| | | | | | | | | | | Interest Earned | Amortization/ Accretion | Adjusted Interest Earnings |
| Fund: Bond 2018 Construction Fund | | | | | | | | | | | | |
| MB BD CON 2056 | 10242 | BD 2018 | RR2 | 0.00 | 0.00 | 0.00 | | | 0.014 | 42.66 | 0.00 | 42.66 |
| | | | Subtotal | 0.00 | 0.00 | 0.00 | | | 0.014 | 42.66 | 0.00 | 42.66 |
| Fund: Bond 2022 Construction Fund | | | | | | | | | | | | |
| TX BD 2022 | 10284 | BD 2022 | RRP | 19,299,026.77 | 0.00 | 19,299,026.77 | | 4.350 | 0.609 | 4,705,184.15 | 0.00 | 4,705,184.15 |
| TX DLY 1227-05 | 10233 | BD 2022 | RRP | 0.00 | 0.00 | 0.00 | | | 0.013 | 0.06 | 0.00 | 0.06 |
| FID BOND MM | 10286 | BD 2022 | RR3 | 12,368.79 | 0.00 | 12,368.79 | | 3.840 | 0.100 | 606,933.47 | 0.00 | 606,933.47 |
| MB BD CON 2022 | 10287 | BD 2022 | RR2 | 6,635,858.32 | 0.00 | 6,635,858.32 | | 0.050 | 0.514 | 3,151.40 | 0.00 | 3,151.40 |
| 912796U31 | 10266 | BD 2022 | ATD | 0.00 | 0.00 | 0.00 | 03/23/2023 | 3.753 | 3.876 | 0.00 | 187,906.15 | 187,906.15 |
| 912828VB3 | 10269 | BD 2022 | TRC | 0.00 | 0.00 | 0.00 | 05/15/2023 | 1.750 | 4.092 | 111,688.04 | 144,486.25 | 256,174.29 |
| 912828ZY9 | 10270 | BD 2022 | TRC | 0.00 | 0.00 | 0.00 | 07/15/2023 | 0.125 | 4.191 | 10,305.98 | 323,689.37 | 333,995.35 |
| 912796ZZ5 | 10289 | BD 2022 | ATD | 0.00 | 0.00 | 0.00 | 07/20/2023 | 5.068 | 5.204 | 0.00 | 132,243.46 | 132,243.46 |
| 3137EAEV7 | 10262 | BD 2022 | FAC | 0.00 | 0.00 | 0.00 | 08/24/2023 | 0.250 | 4.307 | 19,529.17 | 304,454.40 | 323,983.57 |
| 429335LP5 | 10254 | BD 2022 | MC1 | 0.00 | 0.00 | 0.00 | 09/01/2023 | 4.000 | 4.300 | 62,532.22 | 4,580.05 | 67,112.27 |
| 912828WE6 | 10257 | BD 2022 | TRC | 0.00 | 0.00 | 0.00 | 11/15/2023 | 2.750 | 4.205 | 314,175.84 | 159,100.70 | 473,276.54 |
| 3130ATBL0 | 10251 | BD 2022 | FAC | 0.00 | 0.00 | 0.00 | 12/08/2023 | 3.625 | 4.415 | 369,097.51 | 76,412.88 | 445,510.39 |
| 9128285Z9 | 10280 | BD 2022 | TRC | 0.00 | 0.00 | 0.00 | 01/31/2024 | 2.500 | 4.431 | 224,395.38 | 164,339.37 | 388,734.75 |
| 9128286G0 | 10281 | BD 2022 | TRC | 0.00 | 0.00 | 0.00 | 02/29/2024 | 2.375 | 4.441 | 256,788.67 | 209,870.62 | 466,659.29 |
| 3130ATBM8 | 10252 | BD 2022 | FAC | 0.00 | 0.00 | 0.00 | 03/08/2024 | 3.625 | 4.434 | 402,628.75 | 84,240.00 | 486,868.75 |
| 13063DLZ9 | 10260 | BD 2022 | MC1 | 0.00 | 0.00 | 0.00 | 04/01/2024 | 3.000 | 4.286 | 321,275.00 | 129,697.00 | 450,972.00 |
| 91282CEK3 | 10255 | BD 2022 | TRC | 0.00 | 0.00 | 0.00 | 04/30/2024 | 2.500 | 4.345 | 405,636.14 | 279,710.00 | 685,346.14 |
| 88213AHL2 | 10265 | BD 2022 | MC1 | 0.00 | 0.00 | 0.00 | 05/15/2024 | 2.884 | 4.439 | 141,075.67 | 70,900.00 | 211,975.67 |
| 912797FH5 | 10290 | BD 2022 | ATD | 0.00 | 0.00 | 0.00 | 05/16/2024 | 4.622 | 4.916 | 0.00 | 628,573.55 | 628,573.55 |
| 912797HT7 | 10298 | BD 2022 | ATD | 0.00 | 0.00 | 0.00 | 06/06/2024 | 5.160 | 5.368 | 0.00 | 225,772.97 | 225,772.97 |
| 91282CEX5 | 10268 | BD 2022 | TRC | 0.00 | 0.00 | 0.00 | 06/30/2024 | 3.000 | 4.347 | 535,357.34 | 223,597.19 | 758,954.53 |
| 912797GB7 | 10294 | BD 2022 | ATD | 0.00 | 0.00 | 0.00 | 07/11/2024 | 5.001 | 5.335 | 0.00 | 1,100,950.15 | 1,100,950.15 |
| 91282CFA4 | 10278 | BD 2022 | TRC | 0.00 | 0.00 | 0.00 | 07/31/2024 | 3.000 | 4.413 | 562,940.22 | 245,815.94 | 808,756.16 |
| 64966QCA6 | 10264 | BD 2022 | MC1 | 0.00 | 0.00 | 0.00 | 08/01/2024 | 2.130 | 4.461 | 116,113.40 | 117,699.20 | 233,812.60 |
| 912797GK7 | 10295 | BD 2022 | ATD | 0.00 | 0.00 | 0.00 | 08/08/2024 | 5.155 | 5.499 | 0.00 | 465,705.61 | 465,705.61 |
| 91282CFG1 | 10256 | BD 2022 | TRC | 0.00 | 0.00 | 0.00 | 08/31/2024 | 3.250 | 4.222 | 636,057.32 | 177,208.52 | 813,265.84 |
| 010268CL2 | 10250 | BD 2022 | MC1 | 0.00 | 0.00 | 0.00 | 09/01/2024 | 0.689 | 4.524 | 71,060.78 | 364,582.50 | 435,643.28 |
| 912797GL5 | 10296 | BD 2022 | ATD | 0.00 | 0.00 | 0.00 | 09/05/2024 | 5.051 | 5.396 | 0.00 | 115,651.31 | 115,651.31 |

Portfolio GALV
 AP
 IE (PRF_IE) 7.3.11
 Report Ver. 7.3.11

Galveston ISD
Interest Earnings
August 1, 2022 - September 30, 2025

| CUSIP | Investment # | Fund | Security Type | Ending Par Value | Beginning Book Value | Ending Book Value | Maturity Date | Current Rate | Annualized Yield | Adjusted Interest Earnings | | |
|--|--------------|---------|---------------|-----------------------|----------------------|-----------------------|---------------|--------------|------------------|----------------------------|-------------------------|----------------------------|
| | | | | | | | | | | Interest Earned | Amortization/ Accretion | Adjusted Interest Earnings |
| Fund: Bond 2022 Construction Fund | | | | | | | | | | | | |
| 91282CFN6 | 10279 | BD 2022 | TRC | 0.00 | 0.00 | 0.00 | 09/30/2024 | 4.250 | 4.292 | 183,855.00 | 1,923.32 | 185,778.32 |
| 912797HE0 | 10310 | BD 2022 | ATD | 0.00 | 0.00 | 0.00 | 10/31/2024 | 5.123 | 5.261 | 0.00 | 173,521.62 | 173,521.62 |
| 912797HE0 | 10297 | BD 2022 | ATD | 0.00 | 0.00 | 0.00 | 10/31/2024 | 4.992 | 5.320 | 0.00 | 555,707.54 | 555,707.54 |
| 9128283D0 | 10271 | BD 2022 | TRC | 0.00 | 0.00 | 0.00 | 10/31/2024 | 2.250 | 4.296 | 484,911.68 | 405,944.84 | 890,856.52 |
| 912797HE0 | 10311 | BD 2022 | ATD | 0.00 | 0.00 | 0.00 | 10/31/2024 | 5.077 | 5.208 | 0.00 | 111,533.80 | 111,533.80 |
| 91282CDH1 | 10276 | BD 2022 | TRC | 0.00 | 0.00 | 0.00 | 11/15/2024 | 0.750 | 4.502 | 154,190.22 | 705,259.30 | 859,449.52 |
| 912797LF2 | 10306 | BD 2022 | ATD | 0.00 | 0.00 | 0.00 | 12/05/2024 | 5.134 | 5.342 | 0.00 | 236,146.99 | 236,146.99 |
| 3130AQ3F8 | 10261 | BD 2022 | FAC | 0.00 | 0.00 | 0.00 | 12/10/2024 | 1.150 | 4.530 | 379,979.17 | 1,016,935.00 | 1,396,914.17 |
| 91282CDS7 | 10267 | BD 2022 | TRC | 0.00 | 0.00 | 0.00 | 01/15/2025 | 1.125 | 4.403 | 193,970.79 | 514,726.09 | 708,696.88 |
| 3133ENPG9 | 10300 | BD 2022 | FAC | 0.00 | 0.00 | 0.00 | 02/14/2025 | 1.750 | 5.100 | 259,546.87 | 478,737.16 | 738,284.03 |
| 9128283Z1 | 10272 | BD 2022 | TRC | 0.00 | 0.00 | 0.00 | 02/28/2025 | 2.750 | 4.313 | 688,999.59 | 354,266.72 | 1,043,266.31 |
| 91282CED9 | 10277 | BD 2022 | TRC | 0.00 | 0.00 | 0.00 | 03/15/2025 | 1.750 | 4.535 | 286,758.29 | 410,149.92 | 696,908.21 |
| 91282CED9 | 10301 | BD 2022 | TRC | 0.00 | 0.00 | 0.00 | 03/15/2025 | 1.750 | 5.017 | 140,016.83 | 248,665.57 | 388,682.40 |
| 64990FA95 | 10275 | BD 2022 | MC1 | 0.00 | 0.00 | 0.00 | 03/15/2025 | 1.062 | 4.750 | 106,246.90 | 330,220.60 | 436,467.50 |
| 912797KJ5 | 10302 | BD 2022 | ATD | 0.00 | 0.00 | 0.00 | 03/20/2025 | 4.825 | 5.134 | 0.00 | 372,715.35 | 372,715.35 |
| 912797KS5 | 10303 | BD 2022 | ATD | 0.00 | 0.00 | 0.00 | 04/17/2025 | 4.966 | 5.290 | 0.00 | 531,023.37 | 531,023.37 |
| 912797LB1 | 10304 | BD 2022 | ATD | 0.00 | 0.00 | 0.00 | 05/15/2025 | 4.933 | 5.253 | 0.00 | 827,312.61 | 827,312.61 |
| 912797LN5 | 10308 | BD 2022 | ATD | 0.00 | 0.00 | 0.00 | 06/12/2025 | 4.837 | 5.142 | 0.00 | 503,801.22 | 503,801.22 |
| 912797LW5 | 10309 | BD 2022 | ATD | 0.00 | 0.00 | 0.00 | 07/10/2025 | 4.663 | 4.961 | 0.00 | 1,095,512.99 | 1,095,512.99 |
| 91282CFK2 | 10313 | BD 2022 | TRC | 0.00 | 0.00 | 0.00 | 09/15/2025 | 3.500 | 4.250 | 263,857.46 | 55,615.96 | 319,473.42 |
| 91282CFP1 | 10314 | BD 2022 | TRC | 9,925,000.00 | 0.00 | 9,925,053.95 | 10/15/2025 | 4.250 | 4.234 | 338,465.72 | -1,129.17 | 337,336.55 |
| 912797NA1 | 10312 | BD 2022 | ATD | 10,100,000.00 | 0.00 | 10,066,308.42 | 10/30/2025 | 4.141 | 4.372 | 0.00 | 367,122.07 | 367,122.07 |
| 912797QY6 | 10329 | BD 2022 | ATD | 5,118,000.00 | 0.00 | 5,078,332.60 | 12/11/2025 | 3.932 | 4.022 | 0.00 | 8,380.44 | 8,380.44 |
| 91282CGE5 | 10315 | BD 2022 | TRC | 7,600,000.00 | 0.00 | 7,593,089.62 | 01/15/2026 | 3.875 | 4.214 | 208,857.66 | 16,819.62 | 225,677.28 |
| 91282CGL9 | 10316 | BD 2022 | TRC | 15,920,000.00 | 0.00 | 15,904,930.71 | 02/15/2026 | 4.000 | 4.282 | 383,898.39 | 24,088.87 | 407,987.26 |
| 912797PM3 | 10317 | BD 2022 | ATD | 10,905,000.00 | 0.00 | 10,737,498.75 | 02/19/2026 | 3.922 | 4.135 | 0.00 | 250,657.91 | 250,657.91 |
| 912797PV3 | 10318 | BD 2022 | ATD | 27,850,000.00 | 0.00 | 27,346,411.22 | 03/19/2026 | 3.852 | 4.058 | 0.00 | 542,326.38 | 542,326.38 |
| 912797QD2 | 10319 | BD 2022 | ATD | 11,680,000.00 | 0.00 | 11,437,707.07 | 04/16/2026 | 3.791 | 3.995 | 0.00 | 200,475.87 | 200,475.87 |
| 912797QN0 | 10320 | BD 2022 | ATD | 10,400,000.00 | 0.00 | 10,144,562.50 | 05/14/2026 | 3.930 | 4.147 | 0.00 | 153,262.50 | 153,262.50 |
| 912797QX8 | 10325 | BD 2022 | ATD | 11,370,000.00 | 0.00 | 11,064,231.11 | 06/11/2026 | 3.827 | 4.027 | 0.00 | 108,771.54 | 108,771.54 |
| 912797RF6 | 10326 | BD 2022 | ATD | 15,925,000.00 | 0.00 | 15,440,911.72 | 07/09/2026 | 3.895 | 4.110 | 0.00 | 141,264.19 | 141,264.19 |
| 912797RF6 | 10327 | BD 2022 | ATD | 497,000.00 | 0.00 | 482,326.21 | 07/09/2026 | 3.787 | 3.970 | 0.00 | 2,245.46 | 2,245.46 |
| 912797RS8 | 10328 | BD 2022 | ATD | 5,248,000.00 | 0.00 | 5,076,806.27 | 09/03/2026 | 3.485 | 3.658 | 0.00 | 7,619.90 | 7,619.90 |
| Subtotal | | | | 168,485,253.88 | 0.00 | 166,245,424.03 | | | 1.587 | 13,949,481.08 | 16,688,812.74 | 30,638,293.82 |
| Fund: Bond 2023 Construction Fund | | | | | | | | | | | | |
| TX BD 2023 | 10291 | BD 2023 | RRP | 0.00 | 0.00 | 0.00 | | | 2.318 | 3,629,215.48 | 0.00 | 3,629,215.48 |
| MB 23 BND 5610 | 10292 | BD 2023 | RR2 | 0.00 | 0.00 | 0.00 | | | 0.025 | 2,378.24 | 0.00 | 2,378.24 |
| Subtotal | | | | 0.00 | 0.00 | 0.00 | | | 2.187 | 3,631,593.72 | 0.00 | 3,631,593.72 |

Galveston ISD
Interest Earnings
August 1, 2022 - September 30, 2025

| CUSIP | Investment # | Fund | Security Type | Ending Par Value | Beginning Book Value | Ending Book Value | Maturity Date | Current Rate | Adjusted Interest Earnings | | | |
|-------------------------------------|--------------|---------|-----------------|-----------------------|----------------------|-----------------------|---------------|--------------|----------------------------|----------------------|-------------------------|----------------------------|
| | | | | | | | | | Annualized Yield | Interest Earned | Amortization/ Accretion | Adjusted Interest Earnings |
| Fund: Building Proceed Funds | | | | | | | | | | | | |
| TX BLDG PROC FD | 10330 | BLDG FD | RRP | 5,005,133.39 | 0.00 | 5,005,133.39 | | 4.350 | 7.443 | 5,383.39 | 0.00 | 5,383.39 |
| | | | Subtotal | 5,005,133.39 | 0.00 | 5,005,133.39 | | | 7.443 | 5,383.39 | 0.00 | 5,383.39 |
| Fund: Child Nutrition | | | | | | | | | | | | |
| TX CNS-0005 | 10282 | CN | RRP | 3,526,950.33 | 0.00 | 3,526,950.33 | | 4.350 | 5.356 | 434,576.18 | 0.00 | 434,576.18 |
| TX DLY 1227-08 | 10235 | CN | RRP | 822,161.76 | 0.00 | 822,161.76 | | 4.220 | 5.065 | 111,095.64 | 0.00 | 111,095.64 |
| MB CN 7619 | 10245 | CN | RR2 | 196,762.47 | 0.00 | 196,762.47 | | 0.050 | 0.036 | 736.98 | 0.00 | 736.98 |
| | | | Subtotal | 4,545,874.56 | 0.00 | 4,545,874.56 | | | 4.427 | 546,408.80 | 0.00 | 546,408.80 |
| Fund: Interest & Sinking | | | | | | | | | | | | |
| TX DEBT-0002 | 10238 | DS | RRP | 3,312,728.76 | 0.00 | 3,312,728.76 | | 4.350 | 14.251 | 994,364.97 | 0.00 | 994,364.97 |
| TX DLY 1227-04 | 10232 | DS | RRP | 242,356.23 | 0.00 | 242,356.23 | | 4.220 | 5.065 | 32,748.69 | 0.00 | 32,748.69 |
| MB DS 2049 | 10243 | DS | RR2 | 2,048,631.96 | 0.00 | 2,048,631.96 | | 0.050 | 0.050 | 3,163.97 | 0.00 | 3,163.97 |
| MB DS MM 7635 | 10244 | DS | RR3 | 1,165,364.91 | 0.00 | 1,165,364.91 | | 3.800 | 3.933 | 126,099.34 | 0.00 | 126,099.34 |
| | | | Subtotal | 6,769,081.86 | 0.00 | 6,769,081.86 | | | 6.737 | 1,156,376.97 | 0.00 | 1,156,376.97 |
| Fund: General Operating | | | | | | | | | | | | |
| TX GEN-0001 | 10237 | GEN OP | RRP | 19,102,367.21 | 0.00 | 19,102,367.21 | | 4.350 | 20.199 | 6,511,031.44 | 0.00 | 6,511,031.44 |
| TX DLY 1227-02 | 10231 | GEN OP | RRP | 12,555,114.02 | 0.00 | 12,555,114.02 | | 4.220 | 5.065 | 1,696,525.13 | 0.00 | 1,696,525.13 |
| MB GEN 7601 | 10246 | GEN OP | RR2 | 2,248,416.75 | 0.00 | 2,248,416.75 | | 0.050 | 0.015 | 5,889.41 | 0.00 | 5,889.41 |
| MB SCH CSH 1600 | 10305 | GEN OP | RR2 | 566.19 | 0.00 | 566.19 | | 0.060 | 0.002 | 0.22 | 0.00 | 0.22 |
| MB GEN 0616 | 10293 | GEN OP | RR2 | 11,322,759.06 | 0.00 | 11,322,759.06 | | 4.570 | 13.654 | 1,322,759.06 | 0.00 | 1,322,759.06 |
| | | | Subtotal | 45,229,223.23 | 0.00 | 45,229,223.23 | | | 8.298 | 9,536,205.26 | 0.00 | 9,536,205.26 |
| Fund: MOODY PERF ARTS CENTER | | | | | | | | | | | | |
| TX MPAC-0008 | 10324 | MPAC | RRP | 5,303,872.82 | 0.00 | 5,303,872.82 | | 4.350 | 4.718 | 58,104.77 | 0.00 | 58,104.77 |
| | | | Subtotal | 5,303,872.82 | 0.00 | 5,303,872.82 | | | 4.718 | 58,104.77 | 0.00 | 58,104.77 |
| Fund: Student Activity | | | | | | | | | | | | |
| TX ACT-0004 | 10240 | STUACT | RRP | 478,535.94 | 0.00 | 478,535.94 | | 4.350 | 5.253 | 66,738.58 | 0.00 | 66,738.58 |
| MB ACT 7627 | 10241 | STUACT | RR2 | 240,226.46 | 0.00 | 240,226.46 | | 0.050 | 0.033 | 468.48 | 0.00 | 468.48 |
| | | | Subtotal | 718,762.40 | 0.00 | 718,762.40 | | | 2.517 | 67,207.06 | 0.00 | 67,207.06 |
| | | | Total | 236,057,202.14 | 0.00 | 233,817,372.29 | | | 2.032 | 28,950,803.71 | 16,688,812.74 | 45,639,616.45 |

Statement Disclosures

The information provided in this report was created by HUB Investment Partners utilizing data from your custodian that is considered reliable. HUB Investment Partners is relying on the information provided by your custodian; HUB Investment Partners has not audited or otherwise verified the accuracy of the methodology, calculations, or information in this report. As a result, the methodology, calculations, and information presented in the report are not guaranteed by HUB Investment Partners.

HUB Investment Partners is independent of your custodian.

You should consider the account statements received directly from your account custodian as the prevailing document for your account. Please review the information contained on this statement against the statement provided to you from the account custodian or product sponsor. The reported value on your account statement you received from the account custodian may differ from the reported value on this quarterly statement due to a variety of factors including the treatment of accrued income and dividends, rounding and other considerations. If there is any unexplained discrepancy between this statement and the account statement you received from the account custodian, please immediately contact HUB Investment Partners and/or your account custodian. Discrepancies should be reported to HUB Investment Partners via telephone at 512-600-5268.

The account portfolio or assets in the account are valued at the starting and ending points of the period. Cash flows are included in the calculation based on when they occurred during the period.

Performance data quoted represents past performance and does not guarantee future results. The investment return and principal of an investment will fluctuate so that an investor's shares when redeemed may be worth more or less than their original cost. All investments have investment risks such as fluctuation in investment principal including the complete loss of principal invested. The values represented in the report may not reflect the original cost of a client's initial investment. HUB Investment Partners standard reporting does not reflect reinvestment of dividends and other earnings in the performance numbers, unless the account holder specifically asks for inclusion of such earnings. Performance report calculations and figures should not be relied upon for tax purposes.

If you have any changes in your financial situation, risk tolerance, investment objectives or if you wish to impose or modify any reasonable restrictions on the management of your account(s), please contact HUB Investment Partners immediately. Also, please contact us if you would like a current copy of our Disclosure Document, which includes a description of the advisory services we offer.

This material is not intended to present an opinion on legal or tax matters. Please consult with your attorney or tax advisor and compare this document to your custodial statement for accuracy, as applicable.



Galveston ISD
Interest Earnings
Sorted by Fund - Maturity Date
September 1, 2025 - September 30, 2025
Yield on Beginning Book Value

HUB Investment Partners LLC
 900 S Capital of Texas Hwy
 350
 Austin, TX 78746
 (512)600-5200

| CUSIP | Investment # | Fund | Security Type | Ending Par Value | Beginning Book Value | Ending Book Value | Maturity Date | Current Rate | Annualized Yield | Adjusted Interest Earnings | | |
|--|--------------|---------|-----------------|-----------------------|-----------------------|-----------------------|---------------|--------------|------------------|----------------------------|-------------------------|----------------------------|
| | | | | | | | | | | Interest Earned | Amortization/ Accretion | Adjusted Interest Earnings |
| Fund: Bond 2022 Construction Fund | | | | | | | | | | | | |
| TX BD 2022 | 10284 | BD 2022 | RRP | 19,299,026.77 | 32,509,039.76 | 19,299,026.77 | | 4.350 | 3.368 | 89,987.01 | 0.00 | 89,987.01 |
| FID BOND MM | 10286 | BD 2022 | RR3 | 12,368.79 | 16,034.62 | 12,368.79 | | 3.840 | 88.982 | 1,172.70 | 0.00 | 1,172.70 |
| MB BD CON 2022 | 10287 | BD 2022 | RR2 | 6,635,858.32 | 638,096.60 | 6,635,858.32 | | 0.050 | 0.214 | 112.08 | 0.00 | 112.08 |
| 91282CFK2 | 10313 | BD 2022 | TRC | 0.00 | 9,957,189.09 | 0.00 | 09/15/2025 | 3.500 | 4.208 | 13,261.96 | 2,810.91 | 16,072.87 |
| 91282CFP1 | 10314 | BD 2022 | TRC | 9,925,000.00 | 9,925,169.57 | 9,925,053.95 | 10/15/2025 | 4.250 | 4.224 | 34,574.80 | -115.62 | 34,459.18 |
| 912797NA1 | 10312 | BD 2022 | ATD | 10,100,000.00 | 10,031,455.06 | 10,066,308.42 | 10/30/2025 | 4.141 | 4.227 | 0.00 | 34,853.36 | 34,853.36 |
| 912797QY6 | 10329 | BD 2022 | ATD | 5,118,000.00 | 0.00 | 5,078,332.60 | 12/11/2025 | 3.932 | 4.022 | 0.00 | 8,380.44 | 8,380.44 |
| 91282CGE5 | 10315 | BD 2022 | TRC | 7,600,000.00 | 7,591,133.85 | 7,593,089.62 | 01/15/2026 | 3.875 | 4.161 | 24,008.16 | 1,955.77 | 25,963.93 |
| 91282CGL9 | 10316 | BD 2022 | TRC | 15,920,000.00 | 15,901,630.86 | 15,904,930.71 | 02/15/2026 | 4.000 | 4.224 | 51,913.04 | 3,299.85 | 55,212.89 |
| 912797PM3 | 10317 | BD 2022 | ATD | 10,905,000.00 | 10,701,860.18 | 10,737,498.75 | 02/19/2026 | 3.922 | 4.052 | 0.00 | 35,638.57 | 35,638.57 |
| 912797PV3 | 10318 | BD 2022 | ATD | 27,850,000.00 | 27,257,016.76 | 27,346,411.22 | 03/19/2026 | 3.852 | 3.990 | 0.00 | 89,394.46 | 89,394.46 |
| 912797QD2 | 10319 | BD 2022 | ATD | 11,680,000.00 | 11,400,809.67 | 11,437,707.07 | 04/16/2026 | 3.791 | 3.938 | 0.00 | 36,897.40 | 36,897.40 |
| 912797QN0 | 10320 | BD 2022 | ATD | 10,400,000.00 | 10,110,504.17 | 10,144,562.50 | 05/14/2026 | 3.930 | 4.098 | 0.00 | 34,058.33 | 34,058.33 |
| 912797QX8 | 10325 | BD 2022 | ATD | 11,370,000.00 | 11,027,973.93 | 11,064,231.11 | 06/11/2026 | 3.827 | 4.000 | 0.00 | 36,257.18 | 36,257.18 |
| 912797RF6 | 10326 | BD 2022 | ATD | 15,925,000.00 | 15,389,229.70 | 15,440,911.72 | 07/09/2026 | 3.895 | 4.086 | 0.00 | 51,682.02 | 51,682.02 |
| 912797RF6 | 10327 | BD 2022 | ATD | 497,000.00 | 480,759.61 | 482,326.21 | 07/09/2026 | 3.787 | 3.965 | 0.00 | 1,566.60 | 1,566.60 |
| 912797RS8 | 10328 | BD 2022 | ATD | 5,248,000.00 | 0.00 | 5,076,806.27 | 09/03/2026 | 3.485 | 3.658 | 0.00 | 7,619.90 | 7,619.90 |
| | | | Subtotal | 168,485,253.88 | 172,937,903.43 | 166,245,424.03 | | | 3.941 | 215,029.75 | 344,299.17 | 559,328.92 |
| Fund: Building Proceed Funds | | | | | | | | | | | | |
| TX BLDG PROC FD | 10330 | BLDG FD | RRP | 5,005,133.39 | 0.00 | 5,005,133.39 | | 4.350 | 7.443 | 5,383.39 | 0.00 | 5,383.39 |
| | | | Subtotal | 5,005,133.39 | 0.00 | 5,005,133.39 | | | 7.443 | 5,383.39 | 0.00 | 5,383.39 |
| Fund: Child Nutrition | | | | | | | | | | | | |
| TX CNS-0005 | 10282 | CN | RRP | 3,526,950.33 | 3,291,566.37 | 3,526,950.33 | | 4.350 | 4.364 | 11,806.22 | 0.00 | 11,806.22 |
| TX DLY 1227-08 | 10235 | CN | RRP | 822,161.76 | 819,316.86 | 822,161.76 | | 4.220 | 4.225 | 2,844.90 | 0.00 | 2,844.90 |
| MB CN 7619 | 10245 | CN | RR2 | 196,762.47 | 411,596.30 | 196,762.47 | | 0.050 | 0.032 | 10.74 | 0.00 | 10.74 |
| | | | Subtotal | 4,545,874.56 | 4,522,479.53 | 4,545,874.56 | | | 3.944 | 14,661.86 | 0.00 | 14,661.86 |
| Fund: Interest & Sinking | | | | | | | | | | | | |
| TX DEBT-0002 | 10238 | DS | RRP | 3,312,728.76 | 3,244,623.80 | 3,312,728.76 | | 4.350 | 4.411 | 11,764.19 | 0.00 | 11,764.19 |

Galveston ISD
Interest Earnings
September 1, 2025 - September 30, 2025

Adjusted Interest Earnings

| CUSIP | Investment # | Fund | Security Type | Ending Par Value | Beginning Book Value | Ending Book Value | Maturity Date | Current Rate | Annualized Yield | Interest Earned | Amortization/ Accretion | Adjusted Interest Earnings |
|-------------------------------------|--------------|--------|---------------|-----------------------|-----------------------|-----------------------|---------------|--------------|------------------|-------------------|-------------------------|----------------------------|
| Fund: Interest & Sinking | | | | | | | | | | | | |
| TX DLY 1227-04 | 10232 | DS | RRP | 242,356.23 | 241,517.61 | 242,356.23 | | 4.220 | 4.225 | 838.62 | 0.00 | 838.62 |
| MB DS 2049 | 10243 | DS | RR2 | 2,048,631.96 | 2,049,600.55 | 2,048,631.96 | | 0.050 | 0.048 | 81.41 | 0.00 | 81.41 |
| MB DS MM 7635 | 10244 | DS | RR3 | 1,165,364.91 | 1,161,915.13 | 1,165,364.91 | | 3.800 | 3.612 | 3,449.78 | 0.00 | 3,449.78 |
| Subtotal | | | | 6,769,081.86 | 6,697,657.09 | 6,769,081.86 | | | 2.931 | 16,134.00 | 0.00 | 16,134.00 |
| Fund: General Operating | | | | | | | | | | | | |
| TX GEN-0001 | 10237 | GEN OP | RRP | 19,102,367.21 | 21,206,663.76 | 19,102,367.21 | | 4.350 | 4.138 | 72,132.87 | 0.00 | 72,132.87 |
| TX DLY 1227-02 | 10231 | GEN OP | RRP | 12,555,114.02 | 12,511,669.95 | 12,555,114.02 | | 4.220 | 4.225 | 43,444.07 | 0.00 | 43,444.07 |
| MB GEN 7601 | 10246 | GEN OP | RR2 | 2,248,416.75 | 3,057,467.74 | 2,248,416.75 | | 0.050 | 0.048 | 119.86 | 0.00 | 119.86 |
| MB SCH CSH 1600 | 10305 | GEN OP | RR2 | 566.19 | 513.90 | 566.19 | | 0.060 | 0.095 | 0.04 | 0.00 | 0.04 |
| MB GEN 0616 | 10293 | GEN OP | RR2 | 11,322,759.06 | 13,478,294.08 | 11,322,759.06 | | 4.570 | 4.014 | 44,464.98 | 0.00 | 44,464.98 |
| Subtotal | | | | 45,229,223.23 | 50,254,609.43 | 45,229,223.23 | | | 3.878 | 160,161.82 | 0.00 | 160,161.82 |
| Fund: MOODY PERF ARTS CENTER | | | | | | | | | | | | |
| TX MPAC-0008 | 10324 | MPAC | RRP | 5,303,872.82 | 2,797,488.58 | 5,303,872.82 | | 4.350 | 7.315 | 16,819.68 | 0.00 | 16,819.68 |
| Subtotal | | | | 5,303,872.82 | 2,797,488.58 | 5,303,872.82 | | | 7.315 | 16,819.68 | 0.00 | 16,819.68 |
| Fund: Student Activity | | | | | | | | | | | | |
| TX ACT-0004 | 10240 | STUACT | RRP | 478,535.94 | 476,828.44 | 478,535.94 | | 4.350 | 4.357 | 1,707.50 | 0.00 | 1,707.50 |
| MB ACT 7627 | 10241 | STUACT | RR2 | 240,226.46 | 179,815.47 | 240,226.46 | | 0.050 | 0.055 | 8.07 | 0.00 | 8.07 |
| Subtotal | | | | 718,762.40 | 656,643.91 | 718,762.40 | | | 3.179 | 1,715.57 | 0.00 | 1,715.57 |
| Total | | | | 236,057,202.14 | 237,866,781.97 | 233,817,372.29 | | | 3.949 | 429,906.07 | 344,299.17 | 774,205.24 |

10

Statement Disclosures

The information provided in this report was created by HUB Investment Partners utilizing data from your custodian that is considered reliable. HUB Investment Partners is relying on the information provided by your custodian; HUB Investment Partners has not audited or otherwise verified the accuracy of the methodology, calculations, or information in this report. As a result, the methodology, calculations, and information presented in the report are not guaranteed by HUB Investment Partners.

HUB Investment Partners is independent of your custodian.

You should consider the account statements received directly from your account custodian as the prevailing document for your account. Please review the information contained on this statement against the statement provided to you from the account custodian or product sponsor. The reported value on your account statement you received from the account custodian may differ from the reported value on this quarterly statement due to a variety of factors including the treatment of accrued income and dividends, rounding and other considerations. If there is any unexplained discrepancy between this statement and the account statement you received from the account custodian, please immediately contact HUB Investment Partners and/or your account custodian. Discrepancies should be reported to HUB Investment Partners via telephone at 512-600-5268.

The account portfolio or assets in the account are valued at the starting and ending points of the period. Cash flows are included in the calculation based on when they occurred during the period.

Performance data quoted represents past performance and does not guarantee future results. The investment return and principal of an investment will fluctuate so that an investor's shares when redeemed may be worth more or less than their original cost. All investments have investment risks such as fluctuation in investment principal including the complete loss of principal invested. The values represented in the report may not reflect the original cost of a client's initial investment. HUB Investment Partners standard reporting does not reflect reinvestment of dividends and other earnings in the performance numbers, unless the account holder specifically asks for inclusion of such earnings. Performance report calculations and figures should not be relied upon for tax purposes.

If you have any changes in your financial situation, risk tolerance, investment objectives or if you wish to impose or modify any reasonable restrictions on the management of your account(s), please contact HUB Investment Partners immediately. Also, please contact us if you would like a current copy of our Disclosure Document, which includes a description of the advisory services we offer.

This material is not intended to present an opinion on legal or tax matters. Please consult with your attorney or tax advisor and compare this document to your custodial statement for accuracy, as applicable.

Financial Reports – Executive Summary, Board Meeting 10/22/2025

The following reports representing period ending 9/30/2025, are attached for your review:

Report No. 1 – Attachment B – General Fund revenue collected through the period totals \$2,053,116 or 2.0% of projected collections. For the same period in FY 2024-2025, revenue totaled \$3,921,017 or 3.7% of budgeted collections. See attachment B.

Report No. 2 – Attachment C – General Fund expenditures through the period total \$6,386,887 or 6.0% of total projected expenditures. For the same period in FY 2024-2025, expenditures totaled \$6,225,172 or 5.6% of budgeted expenditures. See attachment C.

Report No. 3 – Cash and investment report. See attachment D.

Funds held by each financial institution at 9/30/25 are as follows:

| | | |
|-----------------------------|------------------|--------------------------------------|
| Moody Bank | 23,858,586.12 | Pledged securities \$18,460,000 |
| Texas Class Investment Pool | 56,028,615.22 | N/A (Investment Pool) |
| Texas Range | 13,619,632.01 | N/A (Investment Pool) |
| Fidelity Investments | 140,448,235.01 | Treasury & Federal Agency Securities |
| Total | \$233,955,068.36 | |

Report No. 4 – Current ad valorem taxes, delinquent taxes, and penalties & interest collections through the period are as follows (See attachment E).

| Fund | Budget | Amount Collected | % Collected |
|-----------------------------------|--------------|------------------|-------------|
| Maintenance & Operations | \$93,010,561 | \$150,837 | 0.2% |
| Interest & Sinking (Debt Payment) | \$22,495,320 | \$36,279 | 0.2% |

For the same period in FY 2024-2025, collections were \$183,239 (0.2%) for M&O and \$41,968 (0.2%) for I&S.

Report No. 5 – 2022 Bond Construction Projects. See attachment F.

Report No. 6 – 2022 Bond Interest Earned. See attachment G

Report No. 7 – Vendors with aggregate purchases for FY 2025-2026 that exceed \$50,000. See attachment H (General Fund) and H-1 (Bonds).

Report No. 8 – Local vendor activity for FY 2025-2026 (zip codes 77550-77559). See attachment I.

Report No. 9 - Monthly Check Register. See attachment J.

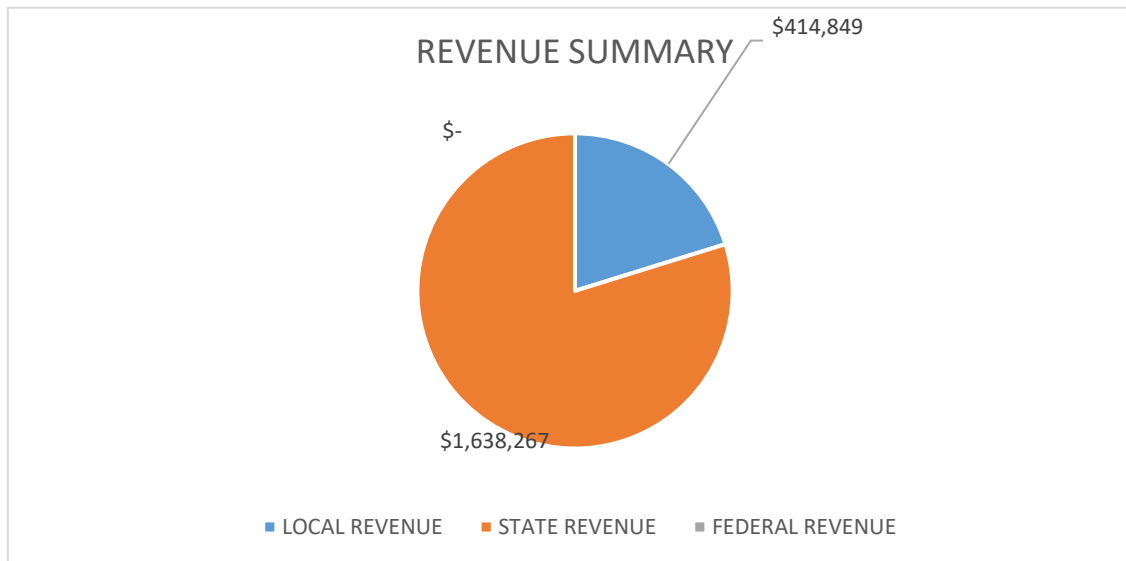
Report No. 10 – Legal Fee Summary FY 2025-2026. See attachment K.

Report No. 11 - Executive Summary

GALVESTON ISD
GENERAL FUND REVENUES BY MAJOR OBJECT
AS OF 9/30/2025

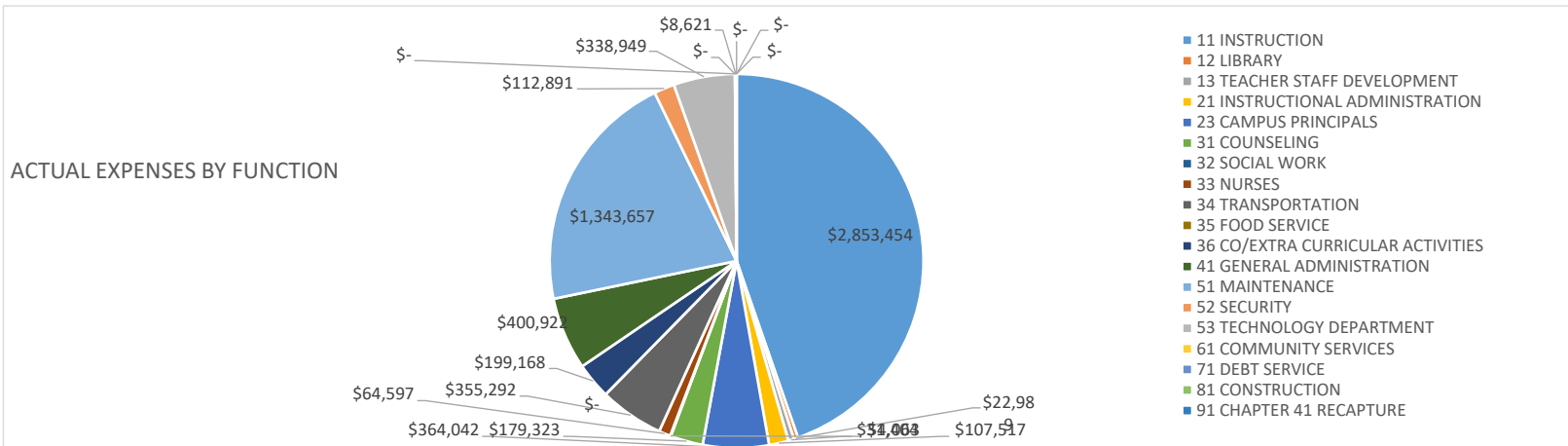
| | | 2025-2026 Revised Budget | Monthly Receipts 9/30/2025 | FYTD Activity 9/30/2025 | 2024-2025 FYTD (Under)/Over Budget |
|------|-----------------|--------------------------|----------------------------|-------------------------|------------------------------------|
| 57-- | LOCAL REVENUE | \$ 96,715,561 | \$ 414,849 | \$ 414,849 | \$ (96,300,712) |
| 58-- | STATE REVENUE | \$ 7,739,185 | \$ 1,638,267 | \$ 1,638,267 | \$ (6,100,918) |
| 59-- | FEDERAL REVENUE | \$ 785,500 | \$ - | \$ - | \$ (785,500) |
| 79-- | TRANSFERS IN | \$ 15,000 | \$ - | \$ - | \$ (15,000) |
| --- | | \$ 105,255,246 | \$ 2,053,116 | \$ 2,053,116 | \$ (103,202,130) |
| | % COLLECTED | 2.0% | | | |

due to PAC funds moved to fund 625



GALVESTON ISD
GENERAL FUND EXPENDITURES BY FUNCTION
AS OF 9/30/2025

| FC | Function | Revenue Budget 2025-2026 | FYTD Activity September 2025-2026 | Encumbered September 2025-2026 | Expenses + Encumbered | Unencumbered Balance September 2025-2026 |
|----|--------------------------------|-----------------------------|--------------------------------------|-----------------------------------|--------------------------|---|
| 11 | INSTRUCTION | \$ 43,016,107 | \$ 2,853,454 | \$ 1,720,084 | \$ 4,573,537 | \$ (38,442,569) |
| 12 | LIBRARY | \$ 346,921 | \$ 22,989 | \$ 2,203 | \$ 25,192 | \$ (321,729) |
| 13 | TEACHER STAFF DEVELOPMENT | \$ 630,266 | \$ 31,404 | \$ 46,983 | \$ 78,387 | \$ (551,878) |
| 21 | INSTRUCTIONAL ADMINISTRATION | \$ 1,534,120 | \$ 107,517 | \$ 4,769 | \$ 112,286 | \$ (1,421,835) |
| 23 | CAMPUS PRINCIPALS | \$ 3,874,616 | \$ 364,042 | \$ 1,034 | \$ 365,076 | \$ (3,509,540) |
| 31 | COUNSELING | \$ 2,402,461 | \$ 179,323 | \$ 3,897 | \$ 183,220 | \$ (2,219,241) |
| 32 | SOCIAL WORK | \$ 63,053 | \$ 4,063 | \$ - | \$ 4,063 | \$ (58,990) |
| 33 | NURSES | \$ 888,773 | \$ 64,597 | \$ 1,490 | \$ 66,087 | \$ (822,686) |
| 34 | TRANSPORTATION | \$ 4,051,863 | \$ 355,292 | \$ 279,863 | \$ 635,155 | \$ (3,416,709) |
| 35 | FOOD SERVICE | \$ - | \$ - | \$ - | \$ - | \$ - |
| 36 | CO/EXTRA CURRICULAR ACTIVITIES | \$ 1,908,624 | \$ 199,168 | \$ 26,834 | \$ 226,002 | \$ (1,682,622) |
| 41 | GENERAL ADMINISTRATION | \$ 3,459,470 | \$ 400,922 | \$ 180,931 | \$ 581,853 | \$ (2,877,617) |
| 51 | MAINTENANCE | \$ 9,648,127 | \$ 1,343,657 | \$ 637,415 | \$ 1,981,072 | \$ (7,667,055) |
| 52 | SECURITY | \$ 1,389,497 | \$ 112,891 | \$ 16,404 | \$ 129,295 | \$ (1,260,202) |
| 53 | TECHNOLOGY DEPARTMENT | \$ 2,219,620 | \$ 338,949 | \$ 50,376 | \$ 389,325 | \$ (1,830,295) |
| 61 | COMMUNITY SERVICES | \$ 827,764 | \$ - | \$ - | \$ - | \$ (827,764) |
| 71 | DEBT SERVICE | \$ 110,000 | \$ 8,621 | \$ 94,828 | \$ 103,449 | \$ (6,551) |
| 81 | CONSTRUCTION | \$ 175,000 | \$ - | \$ - | \$ - | \$ (175,000) |
| 91 | CHAPTER 41 RECAPTURE | \$ 28,963,914 | \$ - | \$ - | \$ - | \$ (28,963,914) |
| 93 | PMTS TO FISCAL AGENT/SSA | \$ 45,050 | \$ - | \$ - | \$ - | \$ (45,050) |
| 99 | APPRAISAL DISTRICT FEES | \$ 1,050,000 | \$ - | \$ 1,016,470 | \$ 1,016,470 | \$ (33,530) |
| -- | COLUMN TOTALS | \$ 106,605,246 | \$ 6,386,887 | \$ 4,083,583 | \$ 10,470,470 | \$ (96,134,776) |
| | EXPENDITURES AS A % OF BUDGET | | 6.0% | | 9.8% | |





**Galveston ISD
Portfolio Management
Portfolio Summary
September 30, 2025**

HUB Investment Partners LLC
900 S Capital of Texas Hwy
350
Austin, TX 78746
(512)600-5200

| Investments | Par Value | Market Value | Book Value | % of Portfolio | Term | Days to Maturity | YTM 365 Equiv. |
|---|-----------------------|-----------------------|-----------------------|-----------------------|-------------|-------------------------|-----------------------|
| Treasury Coupon Securities | 33,445,000.00 | 33,445,267.20 | 33,423,074.28 | 14.29 | 343 | 93 | 4.237 |
| Treasury Discounts -Amortizing | 109,093,000.00 | 106,990,599.02 | 106,875,095.87 | 45.71 | 341 | 190 | 4.099 |
| Investment Pools | 69,648,247.23 | 69,648,247.23 | 69,648,247.23 | 29.79 | 1 | 1 | 4.324 |
| Bank Accounts | 22,693,221.21 | 22,693,221.21 | 22,693,221.21 | 9.71 | 1 | 1 | 2.305 |
| Money Market Accounts | 1,177,733.70 | 1,177,733.70 | 1,177,733.70 | 0.50 | 1 | 1 | 3.853 |
| | 236,057,202.14 | 233,955,068.36 | 233,817,372.29 | 100.00% | 205 | 101 | 4.010 |
| Investments | | | | | | | |
| Cash and Accrued Interest | | | | | | | |
| Accrued Interest at Purchase | | 0.00 | 0.00 | | | | |
| Ending Accrued Interest | | 338,522.98 | 338,522.98 | | | | |
| Subtotal | | 338,522.98 | 338,522.98 | | | | |
| | 236,057,202.14 | 234,293,591.34 | 234,155,895.27 | | 205 | 101 | 4.010 |
| Total Cash and Investments Value | | | | | | | |

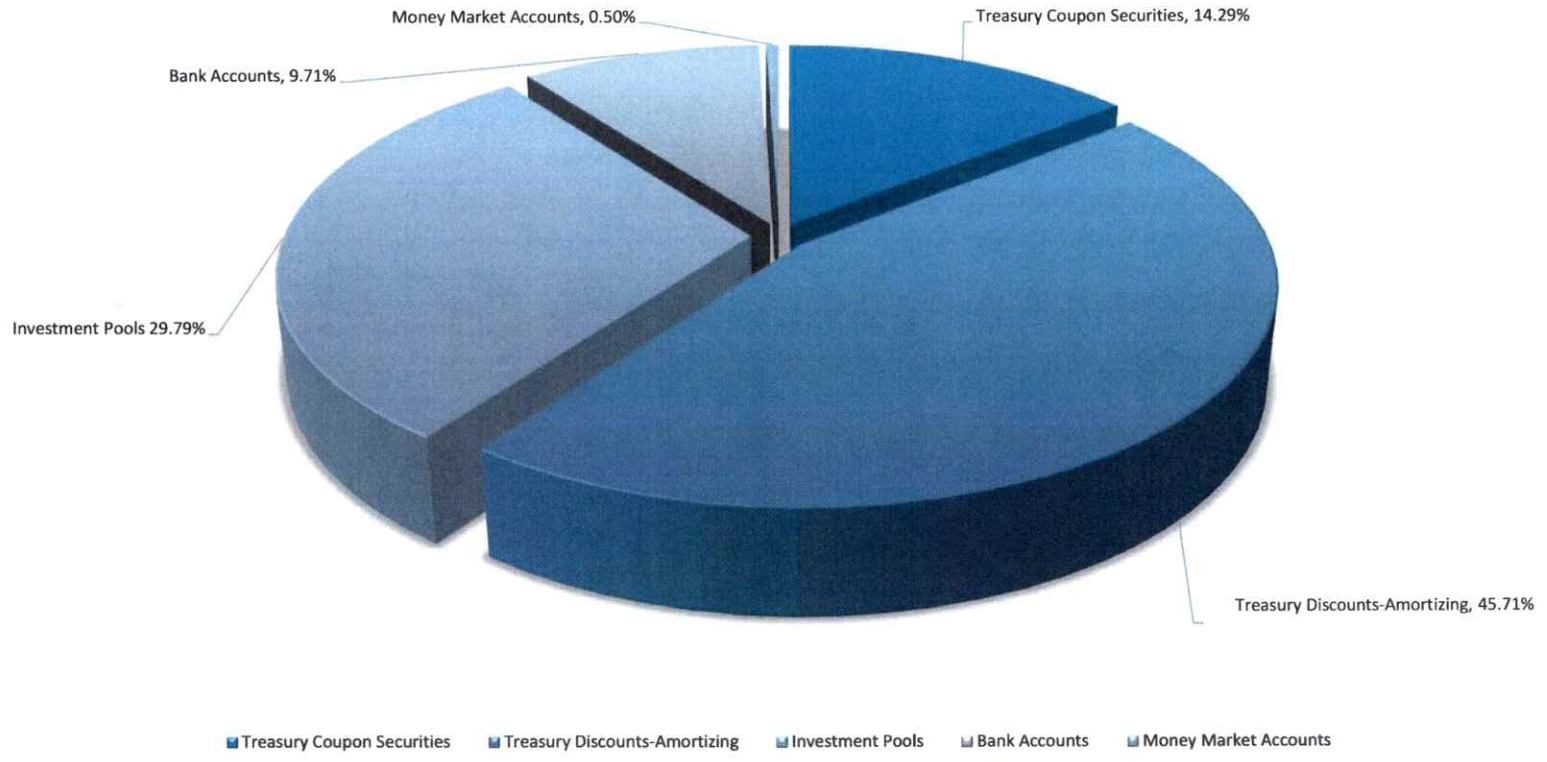
| Total Earnings | September 30 Month Ending | Fiscal Year To Date |
|---------------------------------|----------------------------------|----------------------------|
| Current Year | 774,205.24 | 774,205.24 |
| Average Daily Balance | 238,453,227.05 | 294,430,502.87 |
| Effective Rate of Return | 3.95% | 0.24% |

The following reports are submitted in accordance with the Public Funds Investment Act (Texas Gov't Code 2256). The reports also offer supplemental information not required by the Act in order to fully inform the governing body of the District of the position and activity within the District's portfolio of investments.

Lorraine Dochoda 10/3/2025
Lorraine Dochoda, Director of Accounting

Jeff Martello 10/3/25
Jeff Martello, Chief Financial Officer

Book Value Percentages by Investment Type





Galveston ISD
Fund GEN OP - General Operating
Investments by Fund
September 30, 2025

HUB Investment Partners LLC
 900 S Capital of Texas Hwy
 350
 Austin, TX 78746
 (512)600-5200

| CUSIP | Investment # | Issuer | Purchase Date | Book Value | Par Value | Market Value | Current Rate | YTM 360 | YTM 365 | Maturity Days To Date Maturity |
|--------------------------------------|--------------|-------------|---------------|----------------------|----------------------|----------------------|--------------|--------------|--------------|--------------------------------|
| Investment Pools | | | | | | | | | | |
| TX GEN-0001 | 10237 | Texas Class | 09/01/2022 | 19,102,367.21 | 19,102,367.21 | 19,102,367.21 | 4.350 | 4.290 | 4.349 | 1 |
| TX DLY 1227-02 | 10231 | Texas Range | 09/01/2022 | 12,555,114.02 | 12,555,114.02 | 12,555,114.02 | 4.220 | 4.162 | 4.220 | 1 |
| Subtotal and Average | | | | 31,657,481.23 | 31,657,481.23 | 31,657,481.23 | | 4.239 | 4.298 | 1 |
| Bank Accounts | | | | | | | | | | |
| MB GEN 7601 | 10246 | Moody Bank | 09/01/2022 | 2,248,416.75 | 2,248,416.75 | 2,248,416.75 | 0.050 | 0.049 | 0.050 | 1 |
| MB GEN 0616 | 10293 | Moody Bank | 05/01/2023 | 11,322,759.06 | 11,322,759.06 | 11,322,759.06 | 4.570 | 4.507 | 4.570 | 1 |
| MB SCH CSH 1600 | 10305 | Moody Bank | 05/01/2024 | 566.19 | 566.19 | 566.19 | 0.060 | 0.059 | 0.060 | 1 |
| Subtotal and Average | | | | 13,571,742.00 | 13,571,742.00 | 13,571,742.00 | | 3.769 | 3.821 | 1 |
| Total Investments and Average | | | | 45,229,223.23 | 45,229,223.23 | 45,229,223.23 | | 4.098 | 4.155 | 1 |

**Fund DS - Interest & Sinking
Investments by Fund
September 30, 2025**

| CUSIP | Investment # | Issuer | Purchase Date | Book Value | Par Value | Market Value | Current Rate | YTM 360 | YTM 365 | Maturity Days To Date Maturity |
|--------------------------------------|--------------|-------------|---------------|---------------------|---------------------|---------------------|--------------|--------------|--------------|--------------------------------|
| Investment Pools | | | | | | | | | | |
| TX DEBT-0002 | 10238 | Texas Class | 09/01/2022 | 3,312,728.76 | 3,312,728.76 | 3,312,728.76 | 4.350 | 4.290 | 4.349 | 1 |
| TX DLY 1227-04 | 10232 | Texas Range | 09/01/2022 | 242,356.23 | 242,356.23 | 242,356.23 | 4.220 | 4.162 | 4.220 | 1 |
| Subtotal and Average | | | | 3,555,084.99 | 3,555,084.99 | 3,555,084.99 | | 4.281 | 4.341 | 1 |
| Bank Accounts | | | | | | | | | | |
| MB DS 2049 | 10243 | Moody Bank | 09/01/2022 | 2,048,631.96 | 2,048,631.96 | 2,048,631.96 | 0.050 | 0.049 | 0.050 | 1 |
| Subtotal and Average | | | | 2,048,631.96 | 2,048,631.96 | 2,048,631.96 | | 0.049 | 0.050 | 1 |
| Money Market Accounts | | | | | | | | | | |
| MB DS MM 7635 | 10244 | Moody Bank | 09/01/2022 | 1,165,364.91 | 1,165,364.91 | 1,165,364.91 | 3.800 | 3.800 | 3.852 | 1 |
| Subtotal and Average | | | | 1,165,364.91 | 1,165,364.91 | 1,165,364.91 | | 3.800 | 3.853 | 1 |
| Total Investments and Average | | | | 6,769,081.86 | 6,769,081.86 | 6,769,081.86 | | 2.918 | 2.958 | 1 |

Fund STUACT - Student Activity
Investments by Fund
September 30, 2025

| CUSIP | Investment # | Issuer | Purchase Date | Book Value | Par Value | Market Value | Current Rate | YTM 360 | YTM 365 | Maturity Days To Date Maturity |
|--------------------------------------|--------------|-------------|---------------|-------------------|-------------------|-------------------|--------------|--------------|--------------|--------------------------------|
| Investment Pools | | | | | | | | | | |
| TX ACT-0004 | 10240 | Texas Class | 09/01/2022 | 478,535.94 | 478,535.94 | 478,535.94 | 4.350 | 4.290 | 4.349 | 1 |
| Subtotal and Average | | | | 478,535.94 | 478,535.94 | 478,535.94 | | 4.290 | 4.350 | 1 |
| Bank Accounts | | | | | | | | | | |
| MB ACT 7627 | 10241 | Moody Bank | 09/01/2022 | 240,226.46 | 240,226.46 | 240,226.46 | 0.050 | 0.049 | 0.050 | 1 |
| Subtotal and Average | | | | 240,226.46 | 240,226.46 | 240,226.46 | | 0.049 | 0.050 | 1 |
| Total Investments and Average | | | | 718,762.40 | 718,762.40 | 718,762.40 | | 2.873 | 2.913 | 1 |

**Fund CN - Child Nutrition
Investments by Fund
September 30, 2025**

| CUSIP | Investment # | Issuer | Purchase Date | Book Value | Par Value | Market Value | Current Rate | YTM 360 | YTM 365 | Maturity Days To Date Maturity |
|--------------------------------------|--------------|-------------|---------------|---------------------|---------------------|---------------------|--------------|--------------|--------------|--------------------------------|
| Investment Pools | | | | | | | | | | |
| TX CNS-0005 | 10282 | Texas Class | 09/01/2022 | 3,526,950.33 | 3,526,950.33 | 3,526,950.33 | 4.350 | 4.290 | 4.349 | 1 |
| TX DLY 1227-08 | 10235 | Texas Range | 09/01/2022 | 822,161.76 | 822,161.76 | 822,161.76 | 4.220 | 4.162 | 4.220 | 1 |
| Subtotal and Average | | | | 4,349,112.09 | 4,349,112.09 | 4,349,112.09 | | 4.266 | 4.325 | 1 |
| Bank Accounts | | | | | | | | | | |
| MB CN 7619 | 10245 | Moody Bank | 09/01/2022 | 196,762.47 | 196,762.47 | 196,762.47 | 0.050 | 0.049 | 0.050 | 1 |
| Subtotal and Average | | | | 196,762.47 | 196,762.47 | 196,762.47 | | 0.049 | 0.050 | 1 |
| Total Investments and Average | | | | 4,545,874.56 | 4,545,874.56 | 4,545,874.56 | | 4.083 | 4.140 | 1 |

Fund BD 2022 CONS FD - Bond 2022 Construction Fund
Investments by Fund
September 30, 2025

| CUSIP | Investment # | Issuer | Purchase Date | Book Value | Par Value | Market Value | Current Rate | YTM 360 | YTM 365 | Maturity Date | Days To Maturity |
|---------------------------------------|--------------|----------------------|---------------|-----------------------|-----------------------|-----------------------|--------------|--------------|--------------|---------------|------------------|
| Treasury Coupon Securities | | | | | | | | | | | |
| 91282CFP1 | 10314 | US Treasury | 12/12/2024 | 9,925,053.95 | 9,925,000.00 | 9,925,000.00 | 4.250 | 4.171 | 4.229 | 10/15/2025 | 14 |
| 91282CGE5 | 10315 | US Treasury | 01/16/2025 | 7,593,089.62 | 7,600,000.00 | 7,597,720.00 | 3.875 | 4.140 | 4.198 | 01/15/2026 | 106 |
| 91282CGL9 | 10316 | US Treasury | 02/24/2025 | 15,904,930.71 | 15,920,000.00 | 15,922,547.20 | 4.000 | 4.200 | 4.259 | 02/15/2026 | 137 |
| Subtotal and Average | | | | 33,423,074.28 | 33,445,000.00 | 33,445,267.20 | | 4.179 | 4.237 | | 93 |
| Treasury Discounts -Amortizing | | | | | | | | | | | |
| 912797NA1 | 10312 | US Treasury | 11/19/2024 | 10,066,308.42 | 10,100,000.00 | 10,066,973.00 | 4.141 | 4.328 | 4.388 | 10/30/2025 | 29 |
| 912797PM3 | 10317 | US Treasury | 03/04/2025 | 10,737,498.75 | 10,905,000.00 | 10,745,350.80 | 3.922 | 4.094 | 4.151 | 02/19/2026 | 141 |
| 912797PV3 | 10318 | US Treasury | 04/02/2025 | 27,346,411.22 | 27,850,000.00 | 27,362,068.00 | 3.852 | 4.019 | 4.074 | 03/19/2026 | 169 |
| 912797QD2 | 10319 | US Treasury | 04/21/2025 | 11,437,707.07 | 11,680,000.00 | 11,447,334.40 | 3.791 | 3.956 | 4.011 | 04/16/2026 | 197 |
| 912797QN0 | 10320 | US Treasury | 05/19/2025 | 10,144,562.50 | 10,400,000.00 | 10,164,024.00 | 3.930 | 4.106 | 4.163 | 05/14/2026 | 225 |
| 912797QX8 | 10325 | US Treasury | 07/03/2025 | 11,064,231.11 | 11,370,000.00 | 11,084,499.30 | 3.827 | 3.989 | 4.044 | 06/11/2026 | 253 |
| 912797RF6 | 10326 | US Treasury | 07/11/2025 | 15,440,911.72 | 15,925,000.00 | 15,481,488.75 | 3.895 | 4.068 | 4.125 | 07/09/2026 | 281 |
| 912797RF6 | 10327 | US Treasury | 08/19/2025 | 482,326.21 | 497,000.00 | 483,158.55 | 3.787 | 3.941 | 3.995 | 07/09/2026 | 281 |
| 912797RS8 | 10328 | US Treasury | 09/16/2025 | 5,076,806.27 | 5,248,000.00 | 5,076,547.84 | 3.485 | 3.626 | 3.676 | 09/03/2026 | 337 |
| 912797QY6 | 10329 | US Treasury | 09/16/2025 | 5,078,332.60 | 5,118,000.00 | 5,079,154.38 | 3.932 | 4.023 | 4.079 | 12/11/2025 | 71 |
| Subtotal and Average | | | | 106,875,095.87 | 109,093,000.00 | 106,990,599.02 | | 4.043 | 4.099 | | 190 |
| Investment Pools | | | | | | | | | | | |
| TX BD 2022 | 10284 | Texas Class | 08/30/2022 | 19,299,026.77 | 19,299,026.77 | 19,299,026.77 | 4.350 | 4.290 | 4.349 | | 1 |
| TX DLY 1227-05 | 10233 | Texas Range | 09/01/2022 | 0.00 | 0.00 | 0.00 | | | | | 1 |
| Subtotal and Average | | | | 19,299,026.77 | 19,299,026.77 | 19,299,026.77 | | 4.290 | 4.350 | | 1 |
| Bank Accounts | | | | | | | | | | | |
| MB BD CON 2022 | 10287 | Moody Bank | 09/08/2022 | 6,635,858.32 | 6,635,858.32 | 6,635,858.32 | 0.050 | 0.049 | 0.050 | | 1 |
| Subtotal and Average | | | | 6,635,858.32 | 6,635,858.32 | 6,635,858.32 | | 0.049 | 0.050 | | 1 |
| Money Market Accounts | | | | | | | | | | | |
| FID BOND MM | 10286 | Fidelity Investments | 09/22/2022 | 12,368.79 | 12,368.79 | 12,368.79 | 3.840 | 3.840 | 3.893 | | 1 |
| Subtotal and Average | | | | 12,368.79 | 12,368.79 | 12,368.79 | | 3.840 | 3.893 | | 1 |
| Total Investments and Average | | | | 166,245,424.03 | 168,485,253.88 | 166,383,120.10 | | 3.939 | 3.994 | | 141 |

Fund BD 2018 CONS FD - Bond 2018 Construction Fund
Investments by Fund
September 30, 2025

| CUSIP | Investment # | Issuer | Purchase Date | Book Value | Par Value | Market Value | Current Rate | YTM 360 | YTM 365 | Maturity Days To Date Maturity |
|--------------------------------------|--------------|------------|---------------|-------------|-------------|--------------|--------------|--------------|--------------|--------------------------------|
| Bank Accounts | | | | | | | | | | |
| MB BD CON 2056 | 10242 | Moody Bank | 09/01/2022 | 0.00 | 0.00 | 0.00 | | | | 1 |
| Subtotal and Average | | | | 0.00 | 0.00 | 0.00 | | 0.000 | 0.000 | 0 |
| Total Investments and Average | | | | 0.00 | 0.00 | 0.00 | | 0.000 | 0.000 | 0 |

Fund BD 2023 CONS FD - Bond 2023 Construction Fund
Investments by Fund
September 30, 2025

| CUSIP | Investment # | Issuer | Purchase Date | Book Value | Par Value | Market Value | Current Rate | YTM 360 | YTM 365 | Maturity Days To Date Maturity |
|--------------------------------------|--------------|-------------|---------------|-------------|-------------|--------------|--------------|--------------|--------------|--------------------------------|
| Investment Pools | | | | | | | | | | |
| TX BD 2023 | 10291 | Texas Class | 05/03/2023 | 0.00 | 0.00 | 0.00 | | | | 1 |
| Subtotal and Average | | | | 0.00 | 0.00 | 0.00 | | 0.000 | 0.000 | 0 |
| Bank Accounts | | | | | | | | | | |
| MB 23 BND 5610 | 10292 | Moody Bank | 05/23/2023 | 0.00 | 0.00 | 0.00 | | | | 1 |
| Subtotal and Average | | | | 0.00 | 0.00 | 0.00 | | 0.000 | 0.000 | 0 |
| Total Investments and Average | | | | 0.00 | 0.00 | 0.00 | | 0.000 | 0.000 | 0 |

Fund MPAC - MOODY PERF ARTS CENTER

**Investments by Fund
September 30, 2025**

| CUSIP | Investment # | Issuer | Purchase Date | Book Value | Par Value | Market Value | Current Rate | YTM 360 | YTM 365 | Maturity Days To Date Maturity |
|--------------------------------------|---------------------|---------------|----------------------|---------------------|---------------------|---------------------|---------------------|----------------|----------------|---------------------------------------|
| Investment Pools | | | | | | | | | | |
| TX MPAC-0008 | 10324 | Texas Class | 05/09/2025 | 5,303,872.82 | 5,303,872.82 | 5,303,872.82 | 4.350 | 4.290 | 4.349 | 1 |
| Subtotal and Average | | | | 5,303,872.82 | 5,303,872.82 | 5,303,872.82 | | 4.290 | 4.350 | 1 |
| Total Investments and Average | | | | 5,303,872.82 | 5,303,872.82 | 5,303,872.82 | | 4.290 | 4.350 | 1 |

Fund BLDG FD - Building Proceed Funds
Investments by Fund
September 30, 2025

| CUSIP | Investment # | Issuer | Purchase Date | Book Value | Par Value | Market Value | Current Rate | YTM 360 | YTM 365 | Maturity Days To Date Maturity |
|--------------------------------------|--------------|-------------|---------------|---------------------|---------------------|---------------------|--------------|--------------|--------------|--------------------------------|
| Investment Pools | | | | | | | | | | |
| TX BLDG PROC FD | 10330 | Texas Class | 09/19/2025 | 5,005,133.39 | 5,005,133.39 | 5,005,133.39 | 4.350 | 4.290 | 4.349 | 1 |
| Subtotal and Average | | | | 5,005,133.39 | 5,005,133.39 | 5,005,133.39 | | 4.290 | 4.350 | 1 |
| Total Investments and Average | | | | 5,005,133.39 | 5,005,133.39 | 5,005,133.39 | | 4.290 | 4.350 | 1 |



**Galveston ISD
Summary by Type
September 30, 2025
Grouped by Fund**

HUB Investment Partners LLC
900 S Capital of Texas Hwy
350
Austin, TX 78746
(512)600-5200

| Security Type | Number of Investments | Par Value | Book Value | % of Portfolio | Average YTM 365 | Average Days to Maturity |
|--|--------------------------|-----------------------|-----------------------|-------------------|--------------------|-----------------------------|
| Fund: Bond 2018 Construction Fund | | | | | | |
| Bank Accounts | 1 | 0.00 | 0.00 | 0.00 | 0.000 | 0 |
| Subtotal | 1 | 0.00 | 0.00 | 0.00 | 0.000 | 0 |
| Fund: Bond 2022 Construction Fund | | | | | | |
| Money Market Accounts | 1 | 12,368.79 | 12,368.79 | 0.01 | 3.893 | 1 |
| Bank Accounts | 1 | 6,635,858.32 | 6,635,858.32 | 2.84 | 0.050 | 1 |
| Investment Pools | 2 | 19,299,026.77 | 19,299,026.77 | 8.25 | 4.350 | 1 |
| Treasury Coupon Securities | 3 | 33,445,000.00 | 33,423,074.28 | 14.29 | 4.237 | 93 |
| Treasury Discounts -Amortizing | 10 | 109,093,000.00 | 106,875,095.87 | 45.71 | 4.099 | 190 |
| Subtotal | 17 | 168,485,253.88 | 166,245,424.03 | 71.10 | 3.994 | 141 |
| Fund: Bond 2023 Construction Fund | | | | | | |
| Investment Pools | 1 | 0.00 | 0.00 | 0.00 | 0.000 | 0 |
| Bank Accounts | 1 | 0.00 | 0.00 | 0.00 | 0.000 | 0 |
| Subtotal | 2 | 0.00 | 0.00 | 0.00 | 0.000 | 0 |
| Fund: Building Proceed Funds | | | | | | |
| Investment Pools | 1 | 5,005,133.39 | 5,005,133.39 | 2.14 | 4.350 | 1 |
| Subtotal | 1 | 5,005,133.39 | 5,005,133.39 | 2.14 | 4.350 | 1 |
| Fund: Child Nutrition | | | | | | |
| Investment Pools | 2 | 4,349,112.09 | 4,349,112.09 | 1.86 | 4.325 | 1 |
| Bank Accounts | 1 | 196,762.47 | 196,762.47 | 0.08 | 0.050 | 1 |
| Subtotal | 3 | 4,545,874.56 | 4,545,874.56 | 1.94 | 4.140 | 1 |
| Fund: Interest & Sinking | | | | | | |
| Bank Accounts | 1 | 2,048,631.96 | 2,048,631.96 | 0.88 | 0.050 | 1 |
| Money Market Accounts | 1 | 1,165,364.91 | 1,165,364.91 | 0.50 | 3.853 | 1 |
| Investment Pools | 2 | 3,555,084.99 | 3,555,084.99 | 1.52 | 4.341 | 1 |
| Subtotal | 4 | 6,769,081.86 | 6,769,081.86 | 2.90 | 2.958 | 1 |

**Galveston ISD
Summary by Type
September 30, 2025
Grouped by Fund**

| Security Type | Number of Investments | Par Value | Book Value | % of Portfolio | Average YTM 365 | Average Days to Maturity |
|-------------------------------------|--------------------------|-----------------------|-----------------------|-------------------|--------------------|-----------------------------|
| Fund: General Operating | | | | | | |
| Bank Accounts | 3 | 13,571,742.00 | 13,571,742.00 | 5.80 | 3.821 | 1 |
| Investment Pools | 2 | 31,657,481.23 | 31,657,481.23 | 13.54 | 4.298 | 1 |
| Subtotal | 5 | 45,229,223.23 | 45,229,223.23 | 19.34 | 4.155 | 1 |
| Fund: MOODY PERF ARTS CENTER | | | | | | |
| Investment Pools | 1 | 5,303,872.82 | 5,303,872.82 | 2.27 | 4.350 | 1 |
| Subtotal | 1 | 5,303,872.82 | 5,303,872.82 | 2.27 | 4.350 | 1 |
| Fund: Student Activity | | | | | | |
| Investment Pools | 1 | 478,535.94 | 478,535.94 | 0.20 | 4.350 | 1 |
| Bank Accounts | 1 | 240,226.46 | 240,226.46 | 0.10 | 0.050 | 1 |
| Subtotal | 2 | 718,762.40 | 718,762.40 | 0.30 | 2.913 | 1 |
| Total and Average | 36 | 236,057,202.14 | 233,817,372.29 | 100.00 | 4.010 | 101 |



Galveston ISD
Purchases Report
 Sorted by Fund - Purchase Date
September 1, 2025 - September 30, 2025

HUB Investment Partners LLC
 900 S Capital of Texas Hwy
 350
 Austin, TX 78746
 (512)600-5200

| CUSIP | Investment # | Fund | Sec. Type | Issuer | Original Par Value | Purchase Date | Payment Periods | Principal Purchased | Accrued Interest at Purchase | Rate at Purchase | Maturity Date | YTM | Ending Book Value |
|------------------------------------|--------------|---------|-----------|------------------------|----------------------|---------------|---------------------|----------------------|------------------------------|------------------|---------------|-------|----------------------|
| Bond 2022 Construction Fund | | | | | | | | | | | | | |
| 912797RS8 | 10328 | BD 2022 | ATD | USTR | 5,248,000.00 | 09/16/2025 | 09/03 - At Maturity | 5,069,186.37 | | 3.485 | 09/03/2026 | 3.626 | 5,076,806.27 |
| 912797QY6 | 10329 | BD 2022 | ATD | USTR | 5,118,000.00 | 09/16/2025 | 12/11 - At Maturity | 5,069,952.16 | | 3.932 | 12/11/2025 | 4.024 | 5,078,332.60 |
| | | | | Subtotal | 10,366,000.00 | | | 10,139,138.53 | 0.00 | | | | 10,155,138.87 |
| Building Proceed Funds | | | | | | | | | | | | | |
| TX BLDG PROC FD | 10330 | BLDG FD | RRP | CLASS | 2,200,000.00 | 09/19/2025 | / - Monthly | 2,200,000.00 | | 4.350 | | 4.350 | 5,005,133.39 |
| | | | | Subtotal | 2,200,000.00 | | | 2,200,000.00 | 0.00 | | | | 5,005,133.39 |
| | | | | Total Purchases | 12,566,000.00 | | | 12,339,138.53 | 0.00 | | | | 15,160,272.26 |



**Galveston ISD
Maturity Report
Sorted by Maturity Date**

HUB Investment Partners LLC
900 S Capital of Texas Hwy
350
Austin, TX 78746
(512)600-5200

Amounts due during September 1, 2025 - September 30, 2025

| CUSIP | Investment # | Fund | Sec. Type | Issuer | Par Value | Maturity Date | Purchase Date | Rate at Maturity | Book Value at Maturity | Interest | Maturity Proceeds | Net Income |
|-------------------------|--------------|---------|-----------|--------|---------------------|---------------|---------------|------------------|------------------------|-------------------|----------------------|-------------------|
| 91282CFK2 | 10313 | BD 2022 | TRC | USTR | 9,960,000.00 | 09/15/2025 | 12/12/2024 | 3.500 | 9,960,000.00 | 174,300.00 | 10,134,300.00 | 174,300.00 |
| Total Maturities | | | | | 9,960,000.00 | | | | 9,960,000.00 | 174,300.00 | 10,134,300.00 | 174,300.00 |



Galveston ISD
Interest Earnings
Sorted by Fund - Maturity Date
September 1, 2025 - September 30, 2025
Yield on Beginning Book Value

| CUSIP | Investment # | Fund | Security Type | Ending Par Value | Beginning Book Value | Ending Book Value | Maturity Date | Current Rate | Annualized Yield | Adjusted Interest Earnings | | |
|--|--------------|---------|-----------------|-----------------------|-----------------------|-----------------------|---------------|--------------|------------------|----------------------------|-------------------------|----------------------------|
| | | | | | | | | | | Interest Earned | Amortization/ Accretion | Adjusted Interest Earnings |
| Fund: Bond 2022 Construction Fund | | | | | | | | | | | | |
| TX BD 2022 | 10284 | BD 2022 | RRP | 19,299,026.77 | 32,509,039.76 | 19,299,026.77 | | 4.350 | 3.368 | 89,987.01 | 0.00 | 89,987.01 |
| FID BOND MM | 10286 | BD 2022 | RR3 | 12,368.79 | 16,034.62 | 12,368.79 | | 3.840 | 88.982 | 1,172.70 | 0.00 | 1,172.70 |
| MB BD CON 2022 | 10287 | BD 2022 | RR2 | 6,635,858.32 | 638,096.60 | 6,635,858.32 | | 0.050 | 0.214 | 112.08 | 0.00 | 112.08 |
| 91282CFK2 | 10313 | BD 2022 | TRC | 0.00 | 9,957,189.09 | 0.00 | 09/15/2025 | 3.500 | 4.208 | 13,261.96 | 2,810.91 | 16,072.87 |
| 91282CFP1 | 10314 | BD 2022 | TRC | 9,925,000.00 | 9,925,169.57 | 9,925,053.95 | 10/15/2025 | 4.250 | 4.224 | 34,574.80 | -115.62 | 34,459.18 |
| 912797NA1 | 10312 | BD 2022 | ATD | 10,100,000.00 | 10,031,455.06 | 10,066,308.42 | 10/30/2025 | 4.141 | 4.227 | 0.00 | 34,853.36 | 34,853.36 |
| 912797QY6 | 10329 | BD 2022 | ATD | 5,118,000.00 | 0.00 | 5,078,332.60 | 12/11/2025 | 3.932 | 4.022 | 0.00 | 8,380.44 | 8,380.44 |
| 91282CGE5 | 10315 | BD 2022 | TRC | 7,600,000.00 | 7,591,133.85 | 7,593,089.62 | 01/15/2026 | 3.875 | 4.161 | 24,008.16 | 1,955.77 | 25,963.93 |
| 91282CGL9 | 10316 | BD 2022 | TRC | 15,920,000.00 | 15,901,630.86 | 15,904,930.71 | 02/15/2026 | 4.000 | 4.224 | 51,913.04 | 3,299.85 | 55,212.89 |
| 912797PM3 | 10317 | BD 2022 | ATD | 10,905,000.00 | 10,701,860.18 | 10,737,498.75 | 02/19/2026 | 3.922 | 4.052 | 0.00 | 35,638.57 | 35,638.57 |
| 912797PV3 | 10318 | BD 2022 | ATD | 27,850,000.00 | 27,257,016.76 | 27,346,411.22 | 03/19/2026 | 3.852 | 3.990 | 0.00 | 89,394.46 | 89,394.46 |
| 912797QD2 | 10319 | BD 2022 | ATD | 11,680,000.00 | 11,400,809.67 | 11,437,707.07 | 04/16/2026 | 3.791 | 3.938 | 0.00 | 36,897.40 | 36,897.40 |
| 912797QN0 | 10320 | BD 2022 | ATD | 10,400,000.00 | 10,110,504.17 | 10,144,562.50 | 05/14/2026 | 3.930 | 4.098 | 0.00 | 34,058.33 | 34,058.33 |
| 912797QX8 | 10325 | BD 2022 | ATD | 11,370,000.00 | 11,027,973.93 | 11,064,231.11 | 06/11/2026 | 3.827 | 4.000 | 0.00 | 36,257.18 | 36,257.18 |
| 912797RF6 | 10326 | BD 2022 | ATD | 15,925,000.00 | 15,389,229.70 | 15,440,911.72 | 07/09/2026 | 3.895 | 4.086 | 0.00 | 51,682.02 | 51,682.02 |
| 912797RF6 | 10327 | BD 2022 | ATD | 497,000.00 | 480,759.61 | 482,326.21 | 07/09/2026 | 3.787 | 3.965 | 0.00 | 1,566.60 | 1,566.60 |
| 912797RS8 | 10328 | BD 2022 | ATD | 5,248,000.00 | 0.00 | 5,076,806.27 | 09/03/2026 | 3.485 | 3.658 | 0.00 | 7,619.90 | 7,619.90 |
| | | | Subtotal | 168,485,253.88 | 172,937,903.43 | 166,245,424.03 | | | 3.941 | 215,029.75 | 344,299.17 | 559,328.92 |
| Fund: Building Proceed Funds | | | | | | | | | | | | |
| TX BLDG PROC FD | 10330 | BLDG FD | RRP | 5,005,133.39 | 0.00 | 5,005,133.39 | | 4.350 | 7.443 | 5,383.39 | 0.00 | 5,383.39 |
| | | | Subtotal | 5,005,133.39 | 0.00 | 5,005,133.39 | | | 7.443 | 5,383.39 | 0.00 | 5,383.39 |
| Fund: Child Nutrition | | | | | | | | | | | | |
| TX DLY 1227-08 | 10235 | CN | RRP | 822,161.76 | 819,316.86 | 822,161.76 | | 4.220 | 4.225 | 2,844.90 | 0.00 | 2,844.90 |
| MB CN 7619 | 10245 | CN | RR2 | 196,762.47 | 411,596.30 | 196,762.47 | | 0.050 | 0.032 | 10.74 | 0.00 | 10.74 |
| TX CNS-0005 | 10282 | CN | RRP | 3,526,950.33 | 3,291,566.37 | 3,526,950.33 | | 4.350 | 4.364 | 11,806.22 | 0.00 | 11,806.22 |
| | | | Subtotal | 4,545,874.56 | 4,522,479.53 | 4,545,874.56 | | | 3.944 | 14,661.86 | 0.00 | 14,661.86 |
| Fund: Interest & Sinking | | | | | | | | | | | | |
| TX DLY 1227-04 | 10232 | DS | RRP | 242,356.23 | 241,517.61 | 242,356.23 | | 4.220 | 4.225 | 838.62 | 0.00 | 838.62 |

Galveston ISD
Interest Earnings
September 1, 2025 - September 30, 2025

| CUSIP | Investment # | Fund | Security Type | Ending Par Value | Beginning Book Value | Ending Book Value | Maturity Date | Current Rate | Annualized Yield | Adjusted Interest Earnings | | |
|-------------------------------------|--------------|--------|-----------------|-----------------------|-----------------------|-----------------------|---------------|--------------|------------------|----------------------------|-------------------------|----------------------------|
| | | | | | | | | | | Interest Earned | Amortization/ Accretion | Adjusted Interest Earnings |
| Fund: Interest & Sinking | | | | | | | | | | | | |
| TX DEBT-0002 | 10238 | DS | RRP | 3,312,728.76 | 3,244,623.80 | 3,312,728.76 | | 4.350 | 4.411 | 11,764.19 | 0.00 | 11,764.19 |
| MB DS 2049 | 10243 | DS | RR2 | 2,048,631.96 | 2,049,600.55 | 2,048,631.96 | | 0.050 | 0.048 | 81.41 | 0.00 | 81.41 |
| MB DS MM 7635 | 10244 | DS | RR3 | 1,165,364.91 | 1,161,915.13 | 1,165,364.91 | | 3.800 | 3.612 | 3,449.78 | 0.00 | 3,449.78 |
| | | | Subtotal | 6,789,081.86 | 6,697,657.09 | 6,789,081.86 | | | 2.931 | 16,134.00 | 0.00 | 16,134.00 |
| Fund: General Operating | | | | | | | | | | | | |
| TX DLY 1227-02 | 10231 | GEN OP | RRP | 12,555,114.02 | 12,511,669.95 | 12,555,114.02 | | 4.220 | 4.225 | 43,444.07 | 0.00 | 43,444.07 |
| TX GEN-0001 | 10237 | GEN OP | RRP | 19,102,367.21 | 21,206,663.76 | 19,102,367.21 | | 4.350 | 4.138 | 72,132.87 | 0.00 | 72,132.87 |
| MB GEN 7601 | 10246 | GEN OP | RR2 | 2,248,416.75 | 3,057,467.74 | 2,248,416.75 | | 0.050 | 0.048 | 119.86 | 0.00 | 119.86 |
| MB GEN 0616 | 10293 | GEN OP | RR2 | 11,322,759.06 | 13,478,294.08 | 11,322,759.06 | | 4.570 | 4.014 | 44,464.98 | 0.00 | 44,464.98 |
| MB SCH CSH 1600 | 10305 | GEN OP | RR2 | 566.19 | 513.90 | 566.19 | | 0.060 | 0.095 | 0.04 | 0.00 | 0.04 |
| | | | Subtotal | 45,229,223.23 | 50,254,609.43 | 45,229,223.23 | | | 3.878 | 160,161.82 | 0.00 | 160,161.82 |
| Fund: MOODY PERF ARTS CENTER | | | | | | | | | | | | |
| TX MPAC-0008 | 10324 | MPAC | RRP | 5,303,872.82 | 2,797,488.58 | 5,303,872.82 | | 4.350 | 7.315 | 16,819.68 | 0.00 | 16,819.68 |
| | | | Subtotal | 5,303,872.82 | 2,797,488.58 | 5,303,872.82 | | | 7.315 | 16,819.68 | 0.00 | 16,819.68 |
| Fund: Student Activity | | | | | | | | | | | | |
| TX ACT-0004 | 10240 | STUACT | RRP | 478,535.94 | 476,828.44 | 478,535.94 | | 4.350 | 4.357 | 1,707.50 | 0.00 | 1,707.50 |
| MB ACT 7627 | 10241 | STUACT | RR2 | 240,226.46 | 179,815.47 | 240,226.46 | | 0.050 | 0.055 | 8.07 | 0.00 | 8.07 |
| | | | Subtotal | 718,762.40 | 656,643.91 | 718,762.40 | | | 3.179 | 1,715.57 | 0.00 | 1,715.57 |
| | | | Total | 236,057,202.14 | 237,866,781.97 | 233,817,372.29 | | | 3.949 | 429,906.07 | 344,299.17 | 774,205.24 |



Galveston ISD
Accrued Interest
Sorted by Fund - Maturity Date
September 1, 2025 - September 30, 2025

HUB Investment Partners LLC
 900 S Capital of Texas Hwy
 350
 Austin, TX 78746
 (512)600-5200

| CUSIP | Investment # | Security Type | Par Value | Maturity Date | Current Rate | * Beginning Accrued Interest | Adjusted Acc'd Int. at Purchase During Period | Interest Earned | Interest Received | * Ending Accrued Interest |
|------------------------------------|--------------|---------------|-----------------------|---------------|--------------|------------------------------|---|-------------------|-------------------|---------------------------|
| Bond 2018 Construction Fund | | | | | | | | | | |
| MB BD CON 2056 | 10242 | RR2 | 0.00 | | | 0.00 | 0.00 | 0.00 | 0.00 | 0.00 |
| Subtotal | | | 0.00 | | | 0.00 | 0.00 | 0.00 | 0.00 | 0.00 |
| Bond 2022 Construction Fund | | | | | | | | | | |
| TX BD 2022 | 10284 | RRP | 19,299,026.77 | | 4.350 | 0.00 | 0.00 | 89,987.01 | 89,987.01 | 0.00 |
| TX DLY 1227-05 | 10233 | RRP | 0.00 | | | 0.00 | 0.00 | 0.00 | 0.00 | 0.00 |
| MB BD CON 2022 | 10287 | RR2 | 6,635,858.32 | | 0.050 | 0.00 | 0.00 | 112.08 | 112.08 | 0.00 |
| FID BOND MM | 10286 | RR3 | 12,368.79 | | 3.840 | 0.00 | 0.00 | 1,172.70 | 1,172.70 | 0.00 |
| 91282CFK2 | 10313 | TRC | 0.00 | 09/15/2025 | 3.500 | 161,038.04 | 0.00 | 13,261.96 | 174,300.00 | 0.00 |
| 91282CFP1 | 10314 | TRC | 9,925,000.00 | 10/15/2025 | 4.250 | 160,196.55 | 0.00 | 34,574.80 | 0.00 | 194,771.35 |
| 912797NA1 | 10312 | ATD | 10,100,000.00 | 10/30/2025 | 4.141 | 0.00 | 0.00 | 0.00 | 0.00 | 0.00 |
| 912797QY6 | 10329 | ATD | 5,118,000.00 | 12/11/2025 | 3.932 | 0.00 | 0.00 | 0.00 | 0.00 | 0.00 |
| 91282CGE5 | 10315 | TRC | 7,600,000.00 | 01/15/2026 | 3.875 | 38,413.04 | 0.00 | 24,008.16 | 0.00 | 62,421.20 |
| 91282CGL9 | 10316 | TRC | 15,920,000.00 | 02/15/2026 | 4.000 | 29,417.39 | 0.00 | 51,913.04 | 0.00 | 81,330.43 |
| 912797PM3 | 10317 | ATD | 10,905,000.00 | 02/19/2026 | 3.922 | 0.00 | 0.00 | 0.00 | 0.00 | 0.00 |
| 912797PV3 | 10318 | ATD | 27,850,000.00 | 03/19/2026 | 3.852 | 0.00 | 0.00 | 0.00 | 0.00 | 0.00 |
| 912797QD2 | 10319 | ATD | 11,680,000.00 | 04/16/2026 | 3.791 | 0.00 | 0.00 | 0.00 | 0.00 | 0.00 |
| 912797QN0 | 10320 | ATD | 10,400,000.00 | 05/14/2026 | 3.930 | 0.00 | 0.00 | 0.00 | 0.00 | 0.00 |
| 912797QX8 | 10325 | ATD | 11,370,000.00 | 06/11/2026 | 3.827 | 0.00 | 0.00 | 0.00 | 0.00 | 0.00 |
| 912797RF6 | 10326 | ATD | 15,925,000.00 | 07/09/2026 | 3.895 | 0.00 | 0.00 | 0.00 | 0.00 | 0.00 |
| 912797RF6 | 10327 | ATD | 497,000.00 | 07/09/2026 | 3.787 | 0.00 | 0.00 | 0.00 | 0.00 | 0.00 |
| 912797RS8 | 10328 | ATD | 5,248,000.00 | 09/03/2026 | 3.485 | 0.00 | 0.00 | 0.00 | 0.00 | 0.00 |
| Subtotal | | | 168,485,253.88 | | | 389,065.02 | 0.00 | 215,029.75 | 265,571.79 | 338,522.98 |
| Bond 2023 Construction Fund | | | | | | | | | | |
| TX BD 2023 | 10291 | RRP | 0.00 | | | 0.00 | 0.00 | 0.00 | 0.00 | 0.00 |
| MB 23 BND 5610 | 10292 | RR2 | 0.00 | | | 0.00 | 0.00 | 0.00 | 0.00 | 0.00 |
| Subtotal | | | 0.00 | | | 0.00 | 0.00 | 0.00 | 0.00 | 0.00 |
| Building Proceed Funds | | | | | | | | | | |
| TX BLDG PROC FD | 10330 | RRP | 5,005,133.39 | | 4.350 | 0.00 | 0.00 | 5,383.39 | 5,383.39 | 0.00 |
| Subtotal | | | 5,005,133.39 | | | 0.00 | 0.00 | 5,383.39 | 5,383.39 | 0.00 |
| Child Nutrition | | | | | | | | | | |
| TX CNS-0005 | 10282 | RRP | 3,526,950.33 | | 4.350 | 0.00 | 0.00 | 11,806.22 | 11,806.22 | 0.00 |
| TX DLY 1227-08 | 10235 | RRP | 822,161.76 | | 4.220 | 0.00 | 0.00 | 2,844.90 | 2,844.90 | 0.00 |
| MB CN 7619 | 10245 | RR2 | 196,762.47 | | 0.050 | 0.00 | 0.00 | 10.74 | 10.74 | 0.00 |

* Beginning Accrued may not include investments that redeemed in the previous month that had outstanding accrued interest. Ending Accrued includes outstanding purchase interest.

**Galveston ISD
Accrued Interest
Sorted by Fund - Maturity Date**

| CUSIP | Investment # | Security Type | Par Value | Maturity Date | Current Rate | * Beginning Accrued Interest | Adjusted Acc'd Int. at Purchase During Period | Interest Earned | Interest Received | * Ending Accrued Interest |
|-------------------------------|--------------|---------------|-----------------------|---------------|--------------|---------------------------------|---|--------------------|----------------------|------------------------------|
| Subtotal | | | 4,545,874.56 | | | 0.00 | 0.00 | 14,661.86 | 14,661.86 | 0.00 |
| Interest & Sinking | | | | | | | | | | |
| TX DEBT-0002 | 10238 | RRP | 3,312,728.76 | | 4.350 | 0.00 | 0.00 | 11,764.19 | 11,764.19 | 0.00 |
| TX DLY 1227-04 | 10232 | RRP | 242,356.23 | | 4.220 | 0.00 | 0.00 | 838.62 | 838.62 | 0.00 |
| MB DS 2049 | 10243 | RR2 | 2,048,631.96 | | 0.050 | 0.00 | 0.00 | 81.41 | 81.41 | 0.00 |
| MB DS MM 7635 | 10244 | RR3 | 1,165,364.91 | | 3.800 | 0.00 | 0.00 | 3,449.78 | 3,449.78 | 0.00 |
| Subtotal | | | 6,769,081.86 | | | 0.00 | 0.00 | 16,134.00 | 16,134.00 | 0.00 |
| General Operating | | | | | | | | | | |
| TX GEN-0001 | 10237 | RRP | 19,102,367.21 | | 4.350 | 0.00 | 0.00 | 72,132.87 | 72,132.87 | 0.00 |
| TX DLY 1227-02 | 10231 | RRP | 12,555,114.02 | | 4.220 | 0.00 | 0.00 | 43,444.07 | 43,444.07 | 0.00 |
| MB GEN 7601 | 10246 | RR2 | 2,248,416.75 | | 0.050 | 0.00 | 0.00 | 119.86 | 119.86 | 0.00 |
| MB GEN 0616 | 10293 | RR2 | 11,322,759.06 | | 4.570 | 0.00 | 0.00 | 44,464.98 | 44,464.98 | 0.00 |
| MB SCH CSH 1600 | 10305 | RR2 | 566.19 | | 0.060 | 0.00 | 0.00 | 0.04 | 0.04 | 0.00 |
| Subtotal | | | 45,229,223.23 | | | 0.00 | 0.00 | 160,161.82 | 160,161.82 | 0.00 |
| MOODY PERF ARTS CENTER | | | | | | | | | | |
| TX MPAC-0008 | 10324 | RRP | 5,303,872.82 | | 4.350 | 0.00 | 0.00 | 16,819.68 | 16,819.68 | 0.00 |
| Subtotal | | | 5,303,872.82 | | | 0.00 | 0.00 | 16,819.68 | 16,819.68 | 0.00 |
| Student Activity | | | | | | | | | | |
| TX ACT-0004 | 10240 | RRP | 478,535.94 | | 4.350 | 0.00 | 0.00 | 1,707.50 | 1,707.50 | 0.00 |
| MB ACT 7627 | 10241 | RR2 | 240,226.46 | | 0.050 | 0.00 | 0.00 | 8.07 | 8.07 | 0.00 |
| Subtotal | | | 718,762.40 | | | 0.00 | 0.00 | 1,715.57 | 1,715.57 | 0.00 |
| Total | | | 236,057,202.14 | | | 389,065.02 | 0.00 | 429,906.07 | 480,448.11 | 338,522.98 |

* Beginning Accrued may not include investments that redeemed in the previous month that had outstanding accrued interest. Ending Accrued includes outstanding purchase interest.



Galveston ISD
Inventory by Maturity Report
September 30, 2025

HUB Investment Partners LLC
 900 S Capital of Texas Hwy
 350
 Austin, TX 78746
 (512)600-5200

| CUSIP | Investment # | Fund | Sec. Type | Issuer | Purchase Date | Book Value | Current Rate | Maturity/Call Date | Maturity Amount | Total Days | Par Value | YTM/YTC | | Days to Mat./Call |
|-----------------------------------|--------------|---------|-----------|-------------|---------------|-----------------------|--------------|--------------------|-----------------------|------------|-----------------------|--------------|--------------|-------------------|
| | | | | | | | | | | | | 360 | 365 | |
| 91282CFP1 | 10314 | BD 2022 | TRC | US Treasury | 12/12/2024 | 9,925,053.95 | 4.250 | 10/15/2025 | 9,925,000.00 | 307 | 9,925,000.00 | 4.172 | 4.230 | 14 |
| 912797NA1 | 10312 | BD 2022 | ATD | US Treasury | 11/19/2024 | 10,066,308.42 | 4.141 | 10/30/2025 | 10,100,000.00 | 345 | 10,100,000.00 | 4.328 | 4.388 | 29 |
| 912797QY6 | 10329 | BD 2022 | ATD | US Treasury | 09/16/2025 | 5,078,332.60 | 3.932 | 12/11/2025 | 5,118,000.00 | 86 | 5,118,000.00 | 4.024 | 4.080 | 71 |
| 91282CGE5 | 10315 | BD 2022 | TRC | US Treasury | 01/16/2025 | 7,593,089.62 | 3.875 | 01/15/2026 | 7,600,000.00 | 364 | 7,600,000.00 | 4.141 | 4.198 | 106 |
| 91282CGL9 | 10316 | BD 2022 | TRC | US Treasury | 02/24/2025 | 15,904,930.71 | 4.000 | 02/15/2026 | 15,920,000.00 | 356 | 15,920,000.00 | 4.201 | 4.259 | 137 |
| 912797PM3 | 10317 | BD 2022 | ATD | US Treasury | 03/04/2025 | 10,737,498.75 | 3.922 | 02/19/2026 | 10,905,000.00 | 352 | 10,905,000.00 | 4.095 | 4.151 | 141 |
| 912797PV3 | 10318 | BD 2022 | ATD | US Treasury | 04/02/2025 | 27,346,411.22 | 3.852 | 03/19/2026 | 27,850,000.00 | 351 | 27,850,000.00 | 4.019 | 4.075 | 169 |
| 912797QD2 | 10319 | BD 2022 | ATD | US Treasury | 04/21/2025 | 11,437,707.07 | 3.791 | 04/16/2026 | 11,680,000.00 | 360 | 11,680,000.00 | 3.957 | 4.011 | 197 |
| 912797QN0 | 10320 | BD 2022 | ATD | US Treasury | 05/19/2025 | 10,144,562.50 | 3.930 | 05/14/2026 | 10,400,000.00 | 360 | 10,400,000.00 | 4.106 | 4.163 | 225 |
| 912797QX8 | 10325 | BD 2022 | ATD | US Treasury | 07/03/2025 | 11,064,231.11 | 3.827 | 06/11/2026 | 11,370,000.00 | 343 | 11,370,000.00 | 3.990 | 4.045 | 253 |
| 912797RF6 | 10326 | BD 2022 | ATD | US Treasury | 07/11/2025 | 15,440,911.72 | 3.895 | 07/09/2026 | 15,925,000.00 | 363 | 15,925,000.00 | 4.069 | 4.125 | 281 |
| 912797RF6 | 10327 | BD 2022 | ATD | US Treasury | 08/19/2025 | 482,326.21 | 3.787 | 07/09/2026 | 497,000.00 | 324 | 497,000.00 | 3.941 | 3.996 | 281 |
| 912797RS8 | 10328 | BD 2022 | ATD | US Treasury | 09/16/2025 | 5,076,806.27 | 3.485 | 09/03/2026 | 5,248,000.00 | 352 | 5,248,000.00 | 3.626 | 3.677 | 337 |
| Subtotal and Average | | | | | | 140,298,170.15 | | | 142,538,000.00 | | 142,538,000.00 | 4.075 | 4.132 | 167 |
| Net Maturities and Average | | | | | | 140,298,170.15 | | | 142,538,000.00 | | 142,538,000.00 | 4.075 | 4.132 | 167 |



Galveston ISD
Projected Cashflow Report
Sorted by Monthly
For the Period October 1, 2025 - March 31, 2026

HUB Investment Partners LLC
 900 S Capital of Texas Hwy
 350
 Austin, TX 78746
 (512)600-5200

| Projected Trans. Date | Investment # | Fund | Security ID | Transaction Type | Issuer | Par Value | Original Cost | Principal | Interest | Total |
|--------------------------------|--------------|---------|-------------|---------------------|-------------|----------------------|----------------------|----------------------|-------------------|----------------------|
| October 2025 | | | | | | | | | | |
| 10/15/2025 | 10314 | BD 2022 | 91282CFP1 | Maturity | US Treasury | 9,925,000.00 | 9,926,163.12 | 9,925,000.00 | 210,906.25 | 10,135,906.25 |
| 10/30/2025 | 10312 | BD 2022 | 912797NA1 | Maturity | US Treasury | 10,100,000.00 | 9,699,166.35 | 10,100,000.00 | 0.00 | 10,100,000.00 |
| Total for October 2025 | | | | | | 20,025,000.00 | 19,625,329.47 | 20,025,000.00 | 210,906.25 | 20,235,906.25 |
| December 2025 | | | | | | | | | | |
| 12/11/2025 | 10329 | BD 2022 | 912797QY6 | Maturity | US Treasury | 5,118,000.00 | 5,069,932.16 | 5,118,000.00 | 0.00 | 5,118,000.00 |
| Total for December 2025 | | | | | | 5,118,000.00 | 5,069,932.16 | 5,118,000.00 | 0.00 | 5,118,000.00 |
| January 2026 | | | | | | | | | | |
| 01/15/2026 | 10315 | BD 2022 | 91282CGE5 | Maturity | US Treasury | 7,600,000.00 | 7,576,250.00 | 7,600,000.00 | 147,250.00 | 7,747,250.00 |
| Total for January 2026 | | | | | | 7,600,000.00 | 7,576,250.00 | 7,600,000.00 | 147,250.00 | 7,747,250.00 |
| February 2026 | | | | | | | | | | |
| 02/15/2026 | 10316 | BD 2022 | 91282CGL9 | Maturity | US Treasury | 15,920,000.00 | 15,880,821.84 | 15,920,000.00 | 318,400.00 | 16,238,400.00 |
| 02/19/2026 | 10317 | BD 2022 | 912797PM3 | Maturity | US Treasury | 10,905,000.00 | 10,486,820.84 | 10,905,000.00 | 0.00 | 10,905,000.00 |
| Total for February 2026 | | | | | | 26,825,000.00 | 26,367,642.68 | 26,825,000.00 | 318,400.00 | 27,143,400.00 |
| March 2026 | | | | | | | | | | |
| 03/19/2026 | 10318 | BD 2022 | 912797PV3 | Maturity | US Treasury | 27,850,000.00 | 26,804,064.84 | 27,850,000.00 | 0.00 | 27,850,000.00 |
| Total for March 2026 | | | | | | 27,850,000.00 | 26,804,064.84 | 27,850,000.00 | 0.00 | 27,850,000.00 |
| GRAND TOTALS: | | | | | | 87,418,000.00 | 85,443,219.15 | 87,418,000.00 | 676,556.25 | 88,094,556.25 |

| Glossary | |
|-----------------------------------|---|
| PAR VALUE | The face value of investment. |
| MARKET VALUE | The face value multiplied by the market price. It is the last reported price from the report date. |
| BOOK VALUE | The cost of a bond, plus or minus adjustments for purchase discount or premium adjustments. |
| AMORTIZATION/ACCRETION | Amortization (accretion) is the process of reducing (increasing) the original cost of the investment on a daily basis in order to equal par value at maturity. Amortization calculations vary by investment type and the basis associated with the type of investment. |
| SECURITY TYPE DEFINITIONS | Security types are a broad category of investments with similar characteristics and risk features such as agency securities, corporate bonds, municipal bonds, and money markets. Codes within the system are utilized to make calculations based on the underlying security. Security type labels are customizable. |
| RRP | Investment Pools |
| RR2 | Public Fund Interest Checking |
| RR3 | Money Market Accounts |
| RR4 | Cash Insured Accounts |
| PURCHASE PRINCIPAL | The original cost of the bond. Par value multiplied by purchase price. |
| PREMIUM/DISCOUNT | A bond with price below 100 is discount. A bond with price above 100 is premium. |
| ADJUSTED INTEREST EARNINGS | Net between interest earned and amortization/accretion adjustments within a report period. |
| EFFECTIVE RATE OF RETURN | Interest earnings adjusted for amortization of premiums and accretion for discounts plus any realized gain or loss divided by the average daily balance of the portfolio divided by 365 and then multiplied by the actual days in the report period. |
| YIELD TO MATURITY | The yield of an investment as of the purchase date assuming that the bond is held to maturity. |
| YTM 360 | The yield is based on a hypothetical year that has only 360 days. |
| YTM 365 | The yield is based on a 365-day year. |
| REMAINING COST | The original cost of an investment taking into consideration any partial sales or redemptions for the par value that remains. |
| STATED RATE | Coupon rate (yield the bond paid on its issue date). |
| CURRENT RATE | A bond's annual return based on its annual coupon payments and current price (as opposed to its original price or face). |
| GASB 31 | Establishes fair value standards for investments in (a) participating interest-earning investment contracts, (b) external investment pools, (c) open-end mutual funds, (d) debt securities, and (e) equity securities, option contracts, stock warrants, and stock rights that have readily determinable fair values. |

Statement Disclosures

The information provided in this report was created by HUB Investment Partners utilizing data from your custodian that is considered reliable. HUB Investment Partners is relying on the information provided by your custodian; HUB Investment Partners has not audited or otherwise verified the accuracy of the methodology, calculations, or information in this report. As a result, the methodology, calculations, and information presented in the report are not guaranteed by HUB Investment Partners.

HUB Investment Partners is independent of your custodian.

You should consider the account statements received directly from your account custodian as the prevailing document for your account. Please review the information contained on this statement against the statement provided to you from the account custodian or product sponsor. The reported value on your account statement you received from the account custodian may differ from the reported value on this quarterly statement due to a variety of factors including the treatment of accrued income and dividends, rounding and other considerations. If there is any unexplained discrepancy between this statement and the account statement you received from the account custodian, please immediately contact HUB Investment Partners and/or your account custodian. Discrepancies should be reported to HUB Investment Partners via telephone at 512-600-5268.

The account portfolio or assets in the account are valued at the starting and ending points of the period. Cash flows are included in the calculation based on when they occurred during the period.

Performance data quoted represents past performance and does not guarantee future results. The investment return and principal of an investment will fluctuate so that an investor's shares when redeemed may be worth more or less than their original cost. All investments have investment risks such as fluctuation in investment principal including the complete loss of principal invested. The values represented in the report may not reflect the original cost of a client's initial investment. HUB Investment Partners standard reporting does not reflect reinvestment of dividends and other earnings in the performance numbers, unless the account holder specifically asks for inclusion of such earnings. Performance report calculations and figures should not be relied upon for tax purposes.

If you have any changes in your financial situation, risk tolerance, investment objectives or if you wish to impose or modify any reasonable restrictions on the management of your account(s), please contact HUB Investment Partners immediately. Also, please contact us if you would like a current copy of our Disclosure Document, which includes a description of the advisory services we offer.

This material is not intended to present an opinion on legal or tax matters. Please consult with your attorney or tax advisor and compare this document to your custodial statement for accuracy, as applicable.

GALVESTON ISD
TAX COLLECTIONS BY FUND
AS OF 9/30/25

| FUND | FUND | OBJ | OBJ | Revised Budget 2025-2026 | FYTD Activity 2025-2026 | August 2025-2026 Monthly Activity | 2025-26 FYTD (UNDER)/Over Budget |
|----------------------|--------------|------|-------------------------------|-----------------------------|----------------------------|--------------------------------------|-------------------------------------|
| 199 | GENERAL FUND | 5711 | TAXES-CURRENT YEAR | \$ 90,788,080 | \$ - | \$ - | \$ (90,788,080) |
| 199 | GENERAL FUND | 5712 | TAXES-DELINQUENT | \$ 1,207,481 | \$ 127,642 | \$ 127,642 | \$ (1,079,839) |
| 199 | GENERAL FUND | 5719 | PENALTY/INT/OTHER TAX REVENUE | \$ 1,015,000 | \$ 23,195 | \$ 23,195 | \$ (991,805) |
| FUND TOTAL | | | | \$ 93,010,561 | \$ 150,837 | \$ 150,837 | \$ (92,859,724) |
| YTD AS A % OF BUDGET | | | | 0.2% | | | |

| FUND | FUND | OBJ | OBJ | Revised Budget 2025-2026 | FYTD Activity 2025-2026 | August 2025-2026 Monthly Activity | 2025-26 FYTD (UNDER)/Over Budget |
|----------------------|-------------------|------|-------------------------------|-----------------------------|----------------------------|--------------------------------------|-------------------------------------|
| 599 | DEBT SERVICE FUND | 5711 | TAXES-CURRENT YEAR | \$ 22,076,700 | \$ - | \$ - | \$ (22,076,700) |
| 599 | DEBT SERVICE FUND | 5712 | TAXES-DELINQUENT | \$ 293,620 | \$ 30,995 | \$ 30,995 | \$ (262,625) |
| 599 | DEBT SERVICE FUND | 5719 | PENALTY/INT/OTHER TAX REVENUE | \$ 125,000 | \$ 5,284 | \$ 5,284 | \$ (119,716) |
| FUND TOTAL | | | | \$ 22,495,320 | \$ 36,279 | \$ 36,279 | \$ (22,459,041) |
| YTD AS A % OF BUDGET | | | | 0.2% | | | |

Galveston Independent School District
Bond 2022/2023 Construction Expenditures
As of September 30, 2025

| Original Allocation | | | | Revised Allocation | | | |
|-------------------------------|-----------------------|------------------------------|--------------------------|------------------------------|-------------------|--------------------------|-------------------|
| Voter Approved | | | | | | | |
| May 7, 2022 | | | | | | | |
| Bond Propositions | Amount Authorized | Bond Sale #1 August 30, 2022 | Bond Sale #2 May 3, 2023 | Bond Sale #1 August 30, 2022 | Bond Sale 1 Int % | Bond Sale #2 May 3, 2023 | Bond Sale 2 Int % |
| A Ball HS | \$ 229,973,721 | \$ 170,472,069 | \$ 59,501,652 | \$ 169,344,287 | 67.74% | \$ 60,629,434 | 93.56% |
| A Transportation | \$ 2,820,186 | \$ 1,849,855 | \$ 970,331 | \$ 2,820,186 | 1.13% | \$ - | |
| A Bond Resolutions | \$ 1,061,093 | \$ 1,061,093 | \$ - | \$ 1,061,093 | 0.42% | \$ - | |
| B Natatorium at BHS | \$ 15,980,000 | \$ 11,825,089 | \$ 4,154,911 | \$ 15,980,000 | 6.39% | \$ - | |
| C MS Renovation at Central MS | \$ 8,513,236 | \$ 8,513,236 | \$ - | \$ 8,456,938 | 3.38% | \$ - | |
| C MS Renovation at Weis | \$ 18,746,764 | \$ 18,745,885 | \$ 879 | \$ 18,212,242 | 7.28% | \$ 1,068,973 | 1.65% |
| C MS Renovation at Austin MS | \$ 8,900,000 | \$ 8,727,773 | \$ 172,227 | \$ 8,421,846 | 3.37% | \$ - | |
| D Technology | \$ 4,535,000 | \$ 4,535,000 | \$ - | \$ 4,379,085 | 1.75% | \$ 155,915 | 0.24% |
| E Courville Stadium | \$ 24,270,000 | \$ 24,270,000 | \$ - | \$ 21,324,323 | 8.53% | \$ 2,945,678 | 4.55% |
| TOTAL BOND AMOUNT | \$ 314,800,000 | \$ 250,000,000 | \$ 64,800,000 | \$ 250,000,000 | 100.00% | \$ 64,800,000 | 100.00% |

Propositions Sum of Ball HS and Natatorium \$ 245,953,721
These project budgets have been combined as they will be bid as one.

Project Expenditures not budgeted \$ (5,658,280) Revised amt from reallocation
Bond Funds Interest Earned through Feb 2 \$ 8,339,929
Excess Interest Earned \$ 2,681,649

Interest is included in Balance

| Object | Project Name | Prop Code | Description of Expenditure | Revised Bond 2022 Project Budget August 2024 | Interest Earned on Bond | Bond Resolution FY21 & FY23 | FY 2022 | FY 2023 | FY 2024 | FY 2025 | FY 2026 | Encumbrances | Balance | Total Expenditures to Date |
|--------|------------------|-----------|--|--|-------------------------|-----------------------------|----------------|-------------------|-------------------|-------------------|------------------|----------------|--------------------|----------------------------|
| | | | | | | | | | | | | | | |
| 6100s | New Ball | A | Executive Operations Director | 240,000 | | | | | 123,772 | 126,169 | 11,047 | 0 | (20,988) | 260,988 |
| 6619 | High School | | Land | 0 | | | | | 3,176,186 | 367 | 0 | 0 | (3,176,553) | 3,305,53 |
| 6629 | | | Construction | 198,533,404 | 6,853,569 | | | 2,124,166 | 46,816,175 | 63,798,388 | 5,856,429 | 5,092 | 86,786,723 | 118,600,251 |
| 6628 | | | Architect Fees | 14,348,058 | | | 162,960 | 6,991,320 | 1,283,935 | 3,322,245 | 217,842 | 0 | 2,369,756 | 11,978,302 |
| 6626 | | | Attorney Fees | 300,000 | | | 19,244 | 136,032 | 453 | 621 | 0 | 0 | 143,650 | 156,350 |
| 6625 | | | Program Management Fees | 2,108,280 | | | 66,064 | 141,898 | 442,972 | 507,356 | 188,875 | 0 | 761,115 | 1,347,165 |
| 6627 | | | Surveys, Testing and Reimb. | 701,400 | | | | 343,590 | 334,895 | 104,098 | 11,789 | 850 | (93,822) | 795,222 |
| 6639 | | | Furniture, Fixtures and Equipment | 6,450,000 | | | | 53,026 | 882 | 2,821 | 18,876 | 0 | 6,374,395 | 75,605 |
| 6638 | | | Technology | 3,250,000 | | | | 12,792 | 10,954 | 14,550 | 349,862 | 2,861,842 | (254,860) | 388,158 |
| | | | Bond Related Expenses | | | | | 254,860 | | | | | | 254,860 |
| | | | TOTAL | 225,931,142 | 6,853,569 | 0 | 248,268 | 9,790,032 | 52,446,923 | 67,873,019 | 6,319,408 | 355,804 | 95,751,257 | 137,033,454 |
| | | | | | | | | | | | 136,677,650 | | | |
| 6629 | Ball High School | B | Construction | 9,857,782 | 239,006 | | | 0 | 541 | | 0 | 0 | 10,096,247 | 541 |
| 6628 | Natatorium | | Architect Fees | 3,000,000 | | | | 467,858 | 244,449 | (1,321) | 19,592 | 0 | 2,269,421 | 730,579 |
| 6626 | | | Attorney Fees | 5,000 | | | | 930 | 0 | | 0 | 0 | 4,070 | 930 |
| 6625 | | | Program Management Fees | 5,000 | | | | 674 | 350 | | 0 | 0 | 3,976 | 1,024 |
| 6627 | | | Surveys, Testing and Reimb. | 1,383,208 | | | | 4,298 | 14,432 | 5,649 | 0 | 0 | 1,358,829 | 24,379 |
| 6639 | | | Furniture, Fixtures and Equipment | 1,152,673 | | | | 0 | 0 | | 0 | 0 | 1,152,673 | 0 |
| 6638 | | | Technology | 576,337 | | | | 0 | 0 | | 0 | 0 | 576,337 | 0 |
| | | | TOTAL | 15,980,000 | 239,006 | 0 | 0 | 473,760 | 259,772 | 4,329 | 19,592 | 0 | 15,461,554 | 757,453 |
| | | | TOTAL BHS & NATATORIUM | 241,911,142 | 7,092,576 | 0 | 248,268 | 10,263,792 | 52,706,695 | 67,877,348 | 6,339,000 | 355,804 | 111,212,811 | 137,790,907 |
| 6631 | Transportation | A | Buses (13 total - 10 remaining) | 1,651,161 | 42,180 | | | 451,854 | 59,900 | 1,285,580 | 0 | 0 | (103,993) | 1,797,334 |
| 6631 | | | White Fleet | 1,075,712 | | | | 185,765 | 607,595 | 310,665 | 0 | 4,828 | (33,141) | 1,108,853 |
| 6631 | | | Police Vehicles | 0 | | | | 0 | 0 | | 0 | 0 | 0 | 0 |
| 6638 | | | SMART-Tag Student Management Soft | 93,313 | | | | 0 | 0 | | 0 | 0 | 93,313 | 0 |
| | | | TOTAL | 2,820,186 | 42,180 | 0 | 0 | 637,619 | 667,495 | 1,596,245 | 0 | 4,828 | (43,821) | 2,906,187 |
| | Bond Resolutions | A | Capital Expenditures in FY 2022 | | | | | | | | | | | |
| | | | Pre-bond planning - VLK Architects | 178,000 | 0 | 178,000 | | | | | | | 0 | 178,000 |
| | | | Parker Elementary HVAC | 543,593 | | 543,593 | | | | | | | 0 | 543,593 |
| | | | 200KW Generator for Admin Support (| 144,500 | | 144,500 | | | | | | | 0 | 144,500 |
| | | | Real Property - 4221 Ave. N 1/2 | 195,000 | | 195,000 | | | | | | | 0 | 195,000 |
| | | | TOTAL | 1,061,093 | 0 | 1,061,093 | 0 | 0 | 0 | 0 | 0 | 0 | 0 | 1,061,093 |

Galveston Independent School District
Bond 2022/2023 Construction Expenditures
As of September 30, 2025

| Object | Project Name | Prop Code | Description of Expenditure | Revised Bond 2022 | Bond | | | | | FY 2026 | Encumbrances | Balance | Total Expenditures | |
|--|---------------------|-----------|-----------------------------------|----------------------------|-------------------------|------------------------|----------------|-------------------|-------------------|-------------------|------------------|------------------|--------------------|--------------------|
| | | | | Project Budget August 2024 | Interest Earned on Bond | Resolution FY21 & FY23 | FY 2022 | FY 2023 | FY 2024 | | | | | FY 2025 |
| Middle Schools Renovations | | | | | | | | | | | | | | |
| 6629 | Austin | C | Construction | 7,870,418 | 125,962 | | | 0 | 2,197,993 | 871,889 | 0 | 0 | 4,926,498 | 3,069,882 |
| 6628 | | | Architect Fees | 290,940 | | | | 0 | 167,972 | 1,888 | 9,412 | 0 | 111,668 | 179,272 |
| 6626 | | | Attorney Fees | 5,000 | | | | 0 | 0 | | 0 | 0 | 5,000 | 0 |
| 6625 | | | Program Management Fees | 98,642 | | | 8,419 | 110,673 | 12,149 | | 0 | 0 | (32,599) | 131,241 |
| 6627 | | | Surveys, Testing and Reimb. | 35,000 | | | 5,800 | 30,889 | 18,636 | | 1,088 | 0 | (21,413) | 56,413 |
| 6639 | | | Furniture, Fixtures and Equipment | 300,000 | | | 0 | 166,477 | 63,583 | | 0 | 0 | 69,940 | 230,060 |
| 6638 | | | Technology | 300,000 | | | 0 | 25,433 | 20,407 | | 5,410 | 0 | 248,750 | 51,249 |
| TOTAL MS Renovation at Austin | | | | 8,900,000 | 125,962 | 0 | 0 | 14,219 | 2,699,437 | 988,552 | 15,910 | 0 | 5,307,844 | 3,718,117 |
| 6629 | Central | C | Construction | 7,417,474 | 126,487 | | 521,864 | 3,501,786 | 3,002,008 | 196,291 | 14585 | 0 | 307,427 | 7,236,534 |
| 6628 | | | Architect Fees | 411,095 | | | | 527,962 | (172,259) | 676 | 0 | 0 | 54,717 | 356,378 |
| 6626 | | | Attorney Fees | 0 | | | | 0 | 0 | 0 | 0 | 0 | 0 | 0 |
| 6625 | | | Program Management Fees | 194,724 | | | | 68,565 | 133,808 | 9,371 | 0 | 0 | (17,020) | 211,744 |
| 6627 | | | Surveys, Testing and Reimb. | 10,063 | | | | 63 | 0 | 8,404 | 0 | 0 | 1,596 | 8,467 |
| 6639 | | | Furniture, Fixtures and Equipment | 179,816 | | | 51,354 | 88,074 | 6,023 | 6,161 | 0 | 0 | 28,204 | 151,612 |
| 6638 | | | Technology | 300,063 | | | | 0 | 180 | 8,823 | 67725 | 0 | 223,335 | 76,728 |
| | | | Bond Resolutions - roof repairs | | | | | | 1,567,236 | | 0 | 0 | (1,567,236) | 1,567,236 |
| TOTAL MS Renovation at Central | | | | 8,513,235 | 126,487 | 0 | 573,218 | 4,186,450 | 4,536,995 | 229,725 | 82,310 | 0 | (968,977) | 9,608,699 |
| 6629 | Weis | C | Construction | 11,771,571 | 348,235 | | | 1,005,172 | 5,516,903 | 1,019,755 | 27,284 | 0 | 4,550,692 | 7,569,114 |
| 6628 | | | Architect Fees | 937,294 | | | | 525,366 | (81,652) | 26,588 | 0 | 0 | 466,992 | 470,302 |
| 6626 | | | Attorney Fees | 0 | | | | 0 | 0 | 0 | 0 | 0 | 0 | 0 |
| 6625 | | | Program Management Fees | 0 | | | | 39,610 | 118,564 | 18,887 | 3,583 | 0 | (180,644) | 180,644 |
| 6627 | | | Surveys, Testing and Reimb. | 313,310 | | | | 3,800 | 63,684 | 1,400 | 7,175 | 2,705 | 234,546 | 78,764 |
| 6639 | | | Furniture, Fixtures and Equipment | 1,093,510 | | | | 38,548 | 335,362 | 39,475 | 4,705 | 38,076 | 637,344 | 456,166 |
| 6638 | | | Technology | 781,079 | | | | 0 | 68,073 | 150,632 | 0 | 0 | 562,374 | 247,005 |
| TOTAL MS Renovation at Weis | | | | 14,896,764 | 348,235 | 0 | 0 | 1,612,496 | 6,020,934 | 1,256,737 | 42,747 | 40,781 | 6,271,304 | 8,973,695 |
| TOTAL Middle School Renovations | | | | 32,309,999 | 600,684 | 0 | 573,218 | 5,813,166 | 13,257,365 | 2,475,014 | 140,967 | 40,781 | 10,610,171 | 22,300,511 |
| 6629 | TF to CMS | C | Construction (M31/M32) | 0 | | | | 216,062 | (216,062) | | 11,262 | 0 | (11,262) | 11,262 |
| 6629 | Parker | | Construction | 0 | | | | 0 | 15,553 | | 0 | 0 | (15,553) | 15,553 |
| 6629 | Burnet | | Construction | 0 | | | | 0 | 2,540 | 30,339 | 0 | 0 | (32,879) | 32,879 |
| 6629 | MECC | | Construction | 0 | | | | 0 | 18,980 | | 0 | 0 | (18,980) | 18,980 |
| 6629 | Morgan | | Construction | 0 | | | | 0 | 38,141 | | 0 | 0 | (38,141) | 38,141 |
| 6629 | OPPE | | Construction | 0 | | | | 0 | 74,337 | | 0 | 0 | (74,337) | 74,337 |
| 6638 | OPPE | | Technology | 0 | | | | 0 | 0 | 2,013 | 0 | 0 | (2,013) | 2,013 |
| 6629 | Alarm | | Technology | 0 | | | | 0 | 0 | | 1,680 | 0 | (1,680) | 1,680 |
| 6629 | Transportation Roof | | Construction | 0 | | | | 0 | 0 | | 131,000 | 598,374 | (729,374) | 729,374 |
| 6629 | Maintenance | | Construction | 0 | | | | 0 | 0 | | 0 | 0 | 0 | 0 |
| TOTAL Misc/Elementary Renovations | | | | 0 | 0 | 0 | 0 | 216,062 | (66,511) | 32,352 | 143,942 | 598,374 | (924,219) | 924,219 |
| 6625 | Technology | D | Program Management Fees | 100,000 | 76,558 | | | 1,843 | 0 | | | 0 | 174,715 | 1,843 |
| 6638 | | | Hardware and Infrastructure | 792,000 | | | | 164,294 | 229,869 | 209,925 | 92,228 | 45,384 | 50,300 | 741,700 |
| 6638 | | | Classroom devices and audio | 3,643,000 | | | | 282,688 | 41,402 | 398,849 | | 1,350,087 | 1,569,975 | 2,073,025 |
| Total Technology | | | | 4,535,000 | 76,558 | 0 | 0 | 448,825 | 271,271 | 608,774 | 92,228 | 1,395,470 | 1,794,990 | 2,816,568 |
| 6629 | Courville Stadium | E | Design and Construction | 23,288,391 | 527,931 | | 50,000 | 18,002,823 | 3,093,803 | 2,261,995 | 209,630 | 0 | 23,618,251 | 23,618,251 |
| 6628 | | | Architect Fees | 221,400 | | | 0 | 219,000 | 15,900 | 40,675 | 0 | 0 | 275,575 | 275,575 |
| 6626 | | | Attorney Fees | 20,000 | | | 4,185 | 2,022 | 11,646 | | 0 | 0 | 17,853 | 17,853 |
| 6625 | | | Program Management Fees | 757,524 | | | 0 | 453,228 | 244,060 | 75,152 | 35,246 | 0 | 807,686 | 807,686 |
| 6627 | | | Surveys, Testing and Reimb. | 150,000 | | | 1,000 | 59,420 | 64,154 | 21,777 | 15,486 | 0 | 161,837 | 161,837 |
| 6631 | | | Vehicles > \$5K | 11,110 | | | 0 | 11,110 | 0 | | 0 | 0 | 11,110 | 11,110 |
| 6639 | | | Furniture, Fixtures and Equipment | 226,000 | | | 0 | 75,867 | 142,704 | | 29,182 | 0 | 247,753 | 247,753 |
| 6638 | | | Technology | 30,517 | | | 0 | 24,000 | 11,032 | 47,380 | 10,010 | 0 | 92,422 | 92,422 |
| TOTAL | | | | 24,704,942 | 527,931 | 0 | 55,185 | 18,847,470 | 3,583,299 | 2,446,979 | 299,554 | 0 | 25,232,487 | 25,232,487 |
| GRAND TOTALS | | | | 307,342,362 | 8,339,930 | 1,061,093 | 876,671 | 36,226,934 | 70,419,614 | 75,036,712 | 7,015,691 | 2,395,257 | 147,882,420 | 193,031,972 |

BOND 2022 & 2023 INTEREST

Galveston Independent School District
Bond 2022 & 2023 Interest Earnings
As of September 30, 2025

| | Moody Bank 2022 | | Texas Class 2022 | | Moody Bank 2023 | | Texas Class 2023 | |
|------------------------------|---------------------|------------------|---------------------|-----------------|---------------------|-------------|------------------|--|
| Total Interest Earned | Bond Constr | Bond Constr | Bond Constr | Bond Constr | Bond Constr | Bond Constr | Bond Constr | |
| Aug-22 | \$ 32,755 | \$ 32,755 | \$ - | \$ - | \$ - | \$ - | \$ - | |
| Sep-22 | \$ 402,692 | \$ 8 | \$ 402,684 | \$ - | \$ - | \$ - | \$ - | |
| Oct-22 | \$ 134,569 | \$ 44 | \$ 134,524 | \$ - | \$ - | \$ - | \$ - | |
| Nov-22 | \$ 149,647 | \$ 67 | \$ 149,580 | \$ - | \$ - | \$ - | \$ - | |
| Dec-22 | \$ 172,618 | \$ 53 | \$ 172,565 | \$ - | \$ - | \$ - | \$ - | |
| Jan-23 | \$ 180,790 | \$ 48 | \$ 180,743 | \$ - | \$ - | \$ - | \$ - | |
| Feb-23 | \$ 164,978 | \$ 43 | \$ 164,936 | \$ - | \$ - | \$ - | \$ - | |
| Mar-23 | \$ 177,198 | \$ 92 | \$ 177,106 | \$ - | \$ - | \$ - | \$ - | |
| Apr-23 | \$ 168,717 | \$ 90 | \$ 168,627 | \$ - | \$ - | \$ - | \$ - | |
| May-23 | \$ 431,487 | \$ 76 | \$ 168,125 | \$ 38 | \$ 263,247 | \$ - | \$ - | |
| Jun-23 | \$ 422,195 | \$ 102 | \$ 158,591 | \$ 125 | \$ 263,376 | \$ - | \$ - | |
| Jul-23 | \$ 413,532 | \$ 168 | \$ 142,117 | \$ 130 | \$ 271,117 | \$ - | \$ - | |
| Aug-23 | \$ 377,989 | \$ 210 | \$ 103,865 | \$ 149 | \$ 273,765 | \$ - | \$ - | |
| Sep-23 | \$ 360,650 | \$ 160 | \$ 92,637 | \$ 126 | \$ 267,727 | \$ - | \$ - | |
| Oct-23 | \$ 343,499 | \$ 112 | \$ 78,582 | \$ 206 | \$ 264,599 | \$ - | \$ - | |
| Nov-23 | \$ 307,557 | \$ 55 | \$ 75,347 | \$ 234 | \$ 231,920 | \$ - | \$ - | |
| Dec-23 | \$ 316,657 | \$ 45 | \$ 76,156 | \$ 164 | \$ 240,292 | \$ - | \$ - | |
| Jan-24 | \$ 313,233 | \$ 41 | \$ 73,860 | \$ 82 | \$ 239,250 | \$ - | \$ - | |
| Feb-24 | \$ 280,069 | \$ 47 | \$ 64,108 | \$ 84 | \$ 215,830 | \$ - | \$ - | |
| Mar-24 | \$ 281,237 | \$ 61 | \$ 59,879 | \$ 73 | \$ 221,225 | \$ - | \$ - | |
| Apr-24 | \$ 229,978 | \$ 80 | \$ 50,876 | \$ 151 | \$ 178,871 | \$ - | \$ - | |
| May-24 | \$ 182,286 | \$ 93 | \$ 47,478 | \$ 106 | \$ 134,609 | \$ - | \$ - | |
| Jun-24 | \$ 165,695 | \$ 60 | \$ 42,810 | \$ 124 | \$ 122,702 | \$ - | \$ - | |
| Jul-24 | \$ 151,217 | \$ 62 | \$ 37,928 | \$ 45 | \$ 113,183 | \$ - | \$ - | |
| Aug-24 | \$ 137,113 | \$ 50 | \$ 31,218 | \$ 51 | \$ 105,794 | \$ - | \$ - | |
| Sep-24 | \$ 118,128 | \$ 111 | \$ 42,358 | \$ 120 | \$ 75,539 | \$ - | \$ - | |
| Oct-24 | \$ 154,570 | \$ 94 | \$ 102,100 | \$ 142 | \$ 52,234 | \$ - | \$ - | |
| Nov-24 | \$ 162,952 | \$ 79 | \$ 131,542 | \$ 68 | \$ 31,263 | \$ - | \$ - | |
| Dec-24 | \$ 225,011 | \$ 175 | \$ 202,664 | \$ 69 | \$ 22,102 | \$ - | \$ - | |
| Jan-25 | \$ 246,566 | \$ 105 | \$ 233,495 | \$ 31 | \$ 12,935 | \$ - | \$ - | |
| Feb-25 | \$ 183,710 | \$ 119 | \$ 171,968 | \$ 26 | \$ 11,597 | \$ - | \$ - | |
| Mar-25 | \$ 185,414 | \$ 120 | \$ 172,542 | \$ 27 | \$ 12,725 | \$ - | \$ - | |
| Apr-25 | \$ 148,043 | \$ 107 | \$ 144,620 | \$ 7 | \$ 3,309 | \$ - | \$ - | |
| May-25 | \$ 140,072 | \$ 100 | \$ 139,968 | \$ - | \$ 4 | \$ - | \$ - | |
| Jun-25 | \$ 133,317 | \$ 71 | \$ 133,246 | \$ - | \$ - | \$ - | \$ - | |
| Jul-25 | \$ 130,106 | \$ 38 | \$ 130,068 | \$ - | \$ - | \$ - | \$ - | |
| Aug-25 | \$ 123,585 | \$ 55 | \$ 123,530 | \$ - | \$ - | \$ - | \$ - | |
| Sep-25 | \$ 90,099 | \$ 112 | \$ 89,987 | \$ - | \$ - | \$ - | \$ - | |
| Total Interest Earned | \$ 8,339,929 | \$ 35,906 | \$ 4,672,429 | \$ 2,378 | \$ 3,629,215 | | | |

Total Interest by Bond

4,708,336

3,631,594

| VENDOR | AMOUNT |
|--|-------------------|
| GLAZIER FOODS COMPANY | 207,900.64 |
| SKYWARD, INC | 187,646.00 |
| RELIANT ENERGY DEPT 0954 | 90,385.16 |
| FRONTLINE TECHNOLOGIES GROUP LLC | 57,791.80 |
| Total Vendors that exceed \$50K | 543,723.60 |

| VENDOR | AMOUNT |
|--------------------------------------|----------------------|
| GILBANE BUILDING COMPANY | 11,789,955.95 |
| HOWARD IND., INC | 316,710.00 |
| STUDIO RED ARCHITECTS, LP | 165,175.00 |
| ZERO SIX CONSULTING, LLC | 153,224.50 |
| SHI GOVERNMENT SOLUTIONS INC. | 67,724.65 |
| BROOME WELDING & MACHINE CO INC | 52,678.50 |
| COLTZER COMPANY, LLC | 52,317.23 |
| CRESCENT ENGINEERING CO, INC. | 50,503.01 |
| Total BOND Vendors that exceed \$50K | <u>12,648,288.84</u> |

10.22.2025 LOCAL VENDOR ACTIVITY FOR FY 2025-2026 - ATTACHMENT I.xlsx

| Full Name | Payments 2025/2026 | Zip |
|---|--------------------|------------|
| A-LINE AUTO PARTS | 1,972.54 | 77551 |
| A. SMECCA INC | 460.20 | 77550 |
| ADS CUSTOM SIGNS | 5,115.00 | 77551 |
| ALERT ALARMS BURGLAR & FIRE PROTECT | 1,255.00 | 77550 |
| BENNETT FLORAL | 60.00 | 77550 |
| BLACK OPTIX TINT | 4,100.00 | 77551 |
| BREEZEWAY CUSTOM SCREENPRINTING | 3,634.00 | 77551 |
| BROOME WELDING & MACHINE CO INC | 110,946.00 | 77554 |
| CHALMERS ACE HARDWARE | 2,011.56 | 77550 |
| CHEF MARY BASS, LLC | 375.00 | 77550 |
| CHERYL FOX | 46.48 | 77550 |
| CITY OF GALVESTON | 31,497.39 | 77553 |
| CLASSIC FORD GALVESTON | 144.57 | 77554 |
| COLTZER COMPANY, LLC | 63,055.87 | 77550 |
| EL NOPALITO RESTAURANT | 400.00 | 77550 |
| GALVESTON COLLEGE | 52,773.52 | 77550 |
| GALVESTON INSURANCE ASSOCIATES | 143.14 | 77552-6767 |
| GALVESTON RENTALS, INC | 3,528.00 | 77554 |
| GALVESTON VETERINARY CLINIC | 382.18 | 77551 |
| GISD EDUCATIONAL FOUNDATION | 2,690.00 | 77551 |
| GOLF CART OF GALVESTON LLC | 1,360.00 | 77550 |
| HICKS CO, W U-HAUL | 129.50 | 77554 |
| IDEAL LUMBER CO | 28.48 | 77552-0187 |
| JOSETTE RIVAS | 712.00 | 77550 |
| KLEEN SUPPLY CO | 11,235.32 | 77553 |
| MARTY'S TOWING LLC | 85.00 | 77550 |
| MINUTEMAN PRINTING & GRAPHIC | 41.38 | 77550 |
| MOODY EARLY CHILDHOOD CENTER | 150,000.00 | 77550 |
| REPUBLIC PARTS CO | 373.51 | 77550 |
| STEVES WAREHOUSE TIRES | 179.90 | 77551 |
| STEWART'S PACKAGING INC | 987.38 | 77550 |
| TEEN HEALTH CENTER, INC | 10,000.00 | 77553 |
| TIFFANY LYDAY | 11,212.50 | 77554 |
| TOP GEAR APPAREL | 6,641.12 | 77551 |
| TRICON LAND SURVEYING LLC | 900.00 | 77551 |
| UPWARD HOPE ACADEMY | 8,333.32 | 77550 |
| WEST ISLE URGENT CARE | 3,921.00 | 77551 |
| YAGAS CAFE/TSUNAMI, LLC | 459.60 | 77550 |
| Total Local Vendor Activity for FY 2025-2026 | 491,190.46 | |

Summary of Legal Charges FY25/26

Legal Billings September 2025 Charges

| Thompson & Horton LLP | | YTD Charges |
|--|-------------------------------|--------------------|
| BHS (General) | 622 E 81 6626 AA 001 0 99 NBH | - |
| NCS (General) | 622 E 81 6626 EE 001 0 99 NCS | - |
| NNT (General) | 622 E 81 6626 AA 001 0 99 NNT | - |
| | | <hr/> |
| | | <hr/> |
| General | 199 E 41 6211 91 701 0 99 000 | 2,066.25 |
| General - Contracts/Procurement | 199 E 41 6211 91 701 0 99 000 | 88.75 |
| Galveston ISD SPED | 199 E 41 6211 91 701 0 99 000 | 2,275.00 |
| General - 2022 Bonds | 199 E 41 6211 91 701 0 99 000 | - |
| General - M Hayman, R Terrel, employee/school issues | 199 E 41 6211 91 701 0 99 000 | - |
| General - Board issues | 199 E 41 6211 91 701 0 99 000 | - |
| Sale of Surplus Properties | 199 E 41 6211 91 701 0 99 000 | 4,212.50 |
| Real Estate Transaction with Alex Gonzales | 199 E 41 6211 91 701 0 99 000 | 1,003.75 |
| Real Estate Transaction with Artist Boat | 199 E 41 6211 91 701 0 99 000 | - |
| | | <hr/> |
| | | <hr/> |
| | | 9,646.25 |

| | | Budget | Actual | Balance | % of Budget Expensed |
|---|--------------------------------|-------------------|-----------------|-------------------|-----------------------------|
| Summary for PO by account number | 622 E 81 6626 AA 001 0 99 NBH | - | - | - | |
| | 622 E 81 6626 AA 001 0 99 NNT | - | - | - | |
| | 622 E 81 6626 EE 001 0 99 NCS | - | - | - | |
| | 199 E 41 6211 91 701 0 99 000 | 120,000.00 | 9,646.25 | 110,353.75 | |
| | | <hr/> | <hr/> | <hr/> | |
| | | 120,000.00 | 9,646.25 | 110,353.75 | 8% |
| | Total Legal Fees Billed | | | | |
| Thompson & Horton LLP | | 9,646.25 | | | |
| Law Office of E. Renee Crenshaw | | - | | | |
| | | <hr/> | | | |
| | | 9,646.25 | | | |

Action Sheet

MEETING DATE: October 22, 2025

AGENDA ITEM: Discuss and Consider Approval of GMP #7C for the completion Natatorium Foundation & Site Work for the Ball High School – South Building

On Thursday, November 7, 2024 Gilbane-Kelso, acting as Construction Manager at Risk on behalf of Galveston Independent School District, received sub-contractor proposals for the Ball High School – South Building. Two (2) GMP packages have subsequently been approved: Package #7A Building Package and Package #7B – Glue Laminated Beams and Wood Decking. The scope for this package, **Package #7C-Nataroium Foundation & Site Work**, includes the work associated with the construction of the matt foundation for the Natatorium structure and the Site Work. This package completes the work associated with the new Natatorium and Competition Gymnasium addition.

Upon receipt of all documentation, the team conducted a thorough review of the submitted proposals. Following this review, the project team hereby recommends acceptance of the proposed GMP #7C by the Galveston Independent School District Board of Trustees, and authorization of Gilbane - Kelso to proceed with the work.

RECOMMENDATION: I move that the Board of Trustees approve GMP #7C – Natatorium Foundation & Site Work in the amount of \$ _____. This brings the total collective GMP amount to date to \$ _____.



Matthew Neighbors Ed. D.
Superintendent



Jeff Martello
Chief Financial Officer

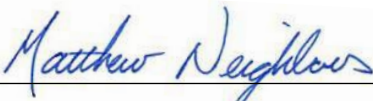
Action Sheet

MEETING DATE: October 22, 2025

AGENDA ITEM: **Discuss and Consider Approval of Construction Delivery Methods for renovation of Libbie Shearn Moody Performing Arts Center, related fine arts areas, and remaining refurbishing of existing portions of Ball High School related to the Bond 2022 Construction Project; Delegation of Procurement and Contracting Authority for CMA and Construction Trade contractors, and Related Actions.**

The District selected Construction Manager Agent (CMA) as the delivery method for renovations of the Libbie Shearn Moody Performing Arts Center, related fine arts areas, and remaining refurbishing of existing portions of Ball High School related to the Bond 2022 Construction Project (the "Project"). As part of the CMA delivery method, individual trades will be procured using multiple delivery methods, to include competitive bidding (Chapter 2269, Sub. C), CSP (Chapter 2269, Sub. D) and other methods as may be selected through cooperative purchasing (as may be declared by the cooperative's governing body). By this action item, the board is selecting the forgoing delivery methods to be utilized by the District in cooperation with Coltzer Company, LLC (District CMA) for procurement of trades and other contractors and consultants for completion of the Project. Individual procurements will be brought back to the board for approval, provided the Superintendent or designee has authority to procure any individual cooperative purchase at or below \$90,000. The administration is further authorized to conduct bids, determine selection criteria, recommend vendors, procure consultants within budget and take other necessary and related actions for the completion of the Project.

RECOMMENDATION: **I move the Board of Trustees approve competitive bidding, competitive sealed proposals, and other methods as may be selected through cooperative purchasing, to be determined by the Superintendent or designee in consultation with the District's Construction Manager Agent for completion of the Libbie Shearn Moody Performing Arts Center, related fine arts areas, and remaining refurbishing of existing portions of Ball High School. I further move the Board of Trustees authorize the administration to procure any individual cooperative purchase at or below \$90,000, and to authorize the administration to conduct bids, determine selection criteria, recommend vendors, procure consultants within budget, and take other necessary and related actions for the completion of the Project.**



Matthew Neighbors Ed. D.
Superintendent



Jeff Martello
Chief Financial Officer

Action Sheet

MEETING DATE: October 22, 2025

AGENDA ITEM: Discuss and consider approval and extension of the Superintendent's Contract.

The previous contract amendment was approved in September 2024 and extends through June 30, 2027. It is posted online per state law.

RECOMMENDATION: None

Anthony Brown

Anthony Brown
Board President


Action Sheet

MEETING DATE: October 22, 2025

AGENDA ITEM: Discuss and consider delaying posting of Ten Commandments donated posters until *Nathan v. Alamo Heights Independent School District* appeal has been heard and decided upon.

On August 20, 2025, the U.S. District Court for the Western District of Texas, San Antonio Division, granted a preliminary injunction to eleven school districts, ruling SB10 likely violates the First Amendment's Establishment Clause. The State of Texas intends to appeal to the Fifth Circuit Court of Appeals, and if necessary, to the Supreme Court.

RECOMMENDATION: I recommend District administration delay the posting of the donated Ten Commandment posters until after the appeals of the constitutionality of SB10 are fully heard and decided upon.



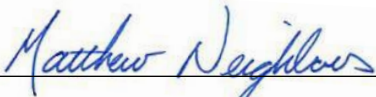
Elizabeth Beeton
Trustee

Action Sheet

MEETING DATE: October 22, 2025

AGENDA ITEM: Discuss and Consider approval of the minutes from the September 24, 2025 Regular Board meeting and the October 1, 2025 Special School Board Meeting.

RECOMMENDATION: I move that the Board of Trustees approve the minutes from the September 24, 2025 Regular Board meeting and the October 1, 2025 Special School Board Meeting.


Matthew Neighbors Ed. D.
Superintendent



Minutes of Regular Meeting

The Board of Trustees Galveston Independent School District

*Board in Attendance: Smecca, Beeton, Lakin, Brown, Masel, Tucker, and
Staff in attendance: Post, Martello, Polzin, Patrick, Scott, Mizelle, Hein, old tennis coach????, Grant,
Mueller, Le, Huang, Melendez, Giambelluca, Murphy, Dudas, Chambers, Beall, Bly, Edenfield*

The subjects discussed or considered or upon which any formal action may be taken are listed. Items do not have to be taken in the order shown.

- 1) Call to order Open Session in the Board Room of the Lovenberg Administration Building, 3904 Avenue T, Galveston, Texas. -6:00
- 2) Pledge of Allegiance to the United States flag and the Texas flag. -6:00
- 3) Citizen's Request to Address the Board on Agenda and Non-Agenda Items. Please complete sign-up sheets available in the lobby prior to the start of the meeting. -6:02
Rebecca Jaworski spoke about Rosenberg
Gary Kaufmann spoke about the insurance renewal
Les McCullohan spoke about the Fentanyl problem
- 4) Declaration of Conflicts of Interest. -6:12 *none*
- 5) District Reports -6:12
 - A) Superintendent's Report -6:12
 - 1) Campus/District Improvement Plans and Writing (Scott/Hein) -6:13 *Report given by Hein 6:26 Questions from the board.*
 - 2) Campus Recognitions -6:31 *AIM, Oppe, Parker*
 - B) Board Committee Reports -6:35
 - 1) Facilities/Finance Committee report given by Chair, Mr. Johnny Smecca -6:35
- 6) Financial Reports and Budget Update -6:39 *Given by Smecca*
- 7) REGULAR AGENDA- Action Items -6:41
 - A) Discuss and consider for action directing the administration to retain a risk management consultant to review GISD's insurance policies, analyze the District's various risks, prepare an RFP for proposals for insurance coverage for 2025/2026, evaluate responsive proposals, and recommend insurance policies and other risk management best practices to the administration and the Board for 2025/2026. -6:41 *Motion by Beeton. Second by Tucker. Presentation by Beeton. 6:54 Discussion. 7:05 Masel called the question. Beeton requested that Gary Kaufmann come to the podium to be asked a question. 7:08 Beeton in favor. 6 opposed.*
 - B) Discuss and consider leasing a portion of 921 Madison Avenue in Bolivar to property owner on the peninsula. -7:09 *Topic introduced by Neighbors. No action taken.*
- 8) The Board may recess into Closed Executive Session in the Library as permitted by the Texas Open Meeting Act Government Code Sections 551.071- 551.090 Subchapter D and E. -7:10

Should any final action, final decision, or final vote be required in the opinion of the School Board with regard to any matter considered in such closed meeting then the final action, final decision, or final vote shall be either:

- A) in the open meeting covered by the Notice upon the reconvening of the public meeting; or
- B) at a subsequent public meeting of the School Board upon notice thereof; as the School Board shall determine.

- C) Consultation with Attorney (Tex. Govt. Code Section 551.071) - Consultation with attorney regarding pending or contemplated litigation, settlement offers, or matters in which the duty of the attorney to the school district under the Texas Disciplinary Rules of Professional Conduct of the State Bar of Texas clearly conflicts with the state's open meetings laws.
- D) Personnel Matters (Tex. Govt. Code Section 551.074) – Discuss the appointment, employment, evaluation, reassignment, duties, discipline, dismissal or resignation of an employee or employees, including the Superintendent Evaluation.
- E) Real Property (Tex. Govt Code Section 551.072) – Discuss the purchase, exchange, lease or value of real estate in which the discussion in an open meeting would have a detrimental effect on the ability of the school district to negotiate with a third party.
- F) Prospective Gifts or Donations (Tex. Govt Code Section 551.073) – Discuss prospective gifts or donations to the Galveston Independent School District and/or individual campuses, programs or facilities.
- G) Network Security, Security Devices and Security Audits (Tex. Govt Code Sections 551.076 and 551.089) – Discuss Network security information; a security audit; the deployment, or specific occasions for implementation, of security personnel, critical infrastructure, or security devices; or security assessment or deployments related to information resources technology.
- 8) Reestablish the open meeting of the Galveston ISD Board of Trustees. -9:49
Brief report of the closed session was given by Lakin.
- 9) CONSENT AGENDA - Action Items -9:50 *Motion by Masel. Second by Lakin. No discussion. Approved unanimously.*
- A) Consider approval of the minutes from the August 27, 2025 Regular School Board Meeting.
- B) Consider approval of personnel resignations and recommendations with contracts.
- C) Discuss and consider approval of payment of attorney fees.
- D) Discuss and consider accepting donations in accordance with Board Policy CDC Local.
- E) Discuss and Consider approval of Certification of Unopposed Candidate for the Regular School Trustee Election for District 2-B and 7-G
- F) Discuss and consider approval of claiming “good cause exception” per TEC Section 37.0814(c) related to armed security at each campus.
- G) Discuss progress toward School Board goals and the employment evaluation of the Superintendent.
- H) Discuss and consider approval to Purchase All-In-One Desktop computers for CTE through DELL.
- I) Discuss and Consider Approval of Purchase of Laptop Computers using Bond Funds for Ball High Teachers.
- J) Discuss and consider approval to Purchase HP Fortis 14G Chromebooks through Connection Public Sector Solutions.
- K) Discuss and consider adoption of a Board Resolution identifying Hazardous Traffic Routes
- L) Discuss and consider the approval to purchase Neuhaus Education Center's supplies, materials, and professional development during the 2025-2026 school year using the Galveston Community Dyslexia Initiative grant funds for an amount not to exceed \$80,000.
- M) Discuss and consider approval of Employee Travel Reimbursement Rates for fiscal year 2025-2026
- N) Discuss and consider FMG-R –Student Travel
- O) Discuss and consider allowing Desiree Monges to represent Galveston ISD at National Association of State Boards of Education conference.
- 10) Suggested Future Agenda Items -9:50 *Masel requested Narcan be discussed. Beeton asked if committee meetings can be indexed.*
- 11) COMMENTS FROM THE BOARD OF TRUSTEES -9:52
O'Neal requested moment of silence for Beverly Jackson Brown who died. Masel condolences for Justin Tucker who lost his mother. Smecca spoke of excitement to see Ball High Tors playing professional football.

Brown would like to note congratulations to the board for closing the LA Morgan Property.

Pursuant to Texas Government Code Section 551.0415, Trustees may report on any of the following items:

1. Expressions of thanks, gratitude, and condolences
2. Information regarding holiday schedules
3. Honorary or salutary recognition of a public official, public employee, or other citizen
4. Reminders regarding GISD events
5. Reminders regarding community events
6. Health and safety announcements

12) Adjournment -9:56

Minutes taken by: Amedia Bly

Approved on October 22, 2025

Mr. Tony Brown, President

Mindy Lakin, Secretary

Minutes of Special Meeting

The Board of Trustees

Galveston Independent School District

A Special meeting of the Board of Trustees of **Galveston Independent School District** was held October 1, 2025, at 5:30 PM in the Lovenberg Administration Building, 3904 Avenue T, Galveston, TX 77550.

*BOT in attendance: Brown, Tucker, Smecca, Lakin, Beeton
Staff: Neighbors, Fullen, Moore, Pliiar, Martello, Polzin
Celena Vinson from Thompson and Horton*

- 1) Call to order Open Session in the Board Room of the Lovenberg Administration Building, 3904 Avenue T, Galveston, Texas. -5:31
- 2) Citizen's Request to Address the Board on Agenda and Non-Agenda Items. Please complete sign-up sheets available in the lobby prior to the start of the meeting. -5:31 *None*
- 3) Hear and consider Level III Grievance (Closed Session) - Deliberate the appointment, employment, evaluation, reassignment, duties, discipline, or dismissal of a public officer and//or hear complaints and grievances against public officers or employees. (551.074) -5:32
- 4) The Board may recess into Closed Executive Session in the Library as permitted by the Texas Open Meeting Act Government Code Sections 551.071- 551.090 Subchapter D and E. Should any final action, final decision, or final vote be required in the opinion of the School Board with regard to any matter considered in such closed meeting then the final action, final decision, or final vote shall be either: -5:32
 - A) in the open meeting covered by the Notice upon the reconvening of the public meeting; or
 - B) at a subsequent public meeting of the School Board upon notice thereof; as the School Board shall determine.
- 4)A) Personnel - Deliberate the appointment, employment, evaluation, reassignment, duties, discipline, or dismissal of a public officer and//or hear complaints and grievances against public officers or employees. (551.074)
- 5) Reestablish the open meeting of the Galveston ISD Board of Trustees. -7:14
- 6) Discuss and Consider administration's recommendation to uphold level 2 grievance decision concerning an employee. -7:14 *Motion by Brown to uphold and deny the level 2 grievance. Second by Beeton. No discussion. Motion passed 6-0 Masel absent.*
- 7) Adjournment. -7:16

Minutes taken by: Amedia Bly

Approved on September 24, 2025

Mr. Tony Brown, President

Mindy Lakin, Secretary

Action Sheet

MEETING DATE:

October 22, 2025

AGENDA ITEM:

Discuss and consider approval of personnel resignations and recommendations with contracts.

Under Separate Cover

RECOMMENDATION:

I move that the Board of Trustees approve personnel resignations and recommendations with contracts.



Matthew Neighbors Ed. D.
Superintendent

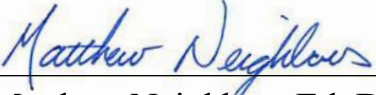
Action Sheet

MEETING DATE: October 22, 2025

AGENDA ITEM: Discuss and consider approval of payment of attorney fees.

The Board has directed that attorney fees incurred by the district be brought for approval before payments are made. The district is in receipt of invoices from Thompson and Horton:

| | |
|---------------|------------|
| Invoice 75680 | \$88.75 |
| Invoice 75532 | \$2,275.00 |
| Invoice 75531 | \$2,066.25 |
| Invoice 75733 | \$1,003.75 |
| Invoice 75734 | \$4,212.50 |
| | |
| Total Billed | \$9,646.25 |


Matthew Neighbors Ed. D.
Superintendent

Action Sheet

MEETING DATE:

October 22, 2025

AGENDA ITEM:

Discuss and consider approval of monthly Budget Amendment (Under separate cover.)

RECOMMENDATION:

I move that the Board of Trustees approve the budget amendment, as presented.



Matthew Neighbors Ed. D.
Superintendent



Jeff Martello
Chief Financial Officer

**2025-2026 Proposed Budget Amendment
September 2025**

| | General Fund | | | Food Service Fund | | | Debt Service Fund | | |
|---|-----------------------|-------------|-----------------------|--------------------------|-------------|---------------------|--------------------------|-------------|----------------------|
| | Beginning Budget | Amendments | Ending Budget | Beginning Budget | Amendments | Ending Budget | Beginning Budget | Amendments | Ending Budget |
| Revenues | | | | | | | | | |
| Local & Intermediate Sources | \$ 96,715,561 | \$ - | \$ 96,715,561 | \$ 375,000 | \$ - | \$ 375,000 | \$ 22,720,320 | \$ - | \$ 22,720,320 |
| State Program Revenues | \$ 7,739,185 | \$ - | \$ 7,739,185 | \$ 21,000 | \$ - | \$ 21,000 | \$ 2,179,884 | \$ - | \$ 2,179,884 |
| Federal Program Revenues | \$ 785,500 | \$ - | \$ 785,500 | \$ 5,603,872 | \$ - | \$ 5,603,872 | | \$ - | \$ - |
| Other Resources/ Operating Transfer In (ESSER II Grant) | \$ 15,000 | \$ - | \$ 15,000 | \$ - | \$ - | \$ - | | \$ - | \$ - |
| TOTAL | \$ 105,255,246 | \$ - | \$ 105,255,246 | \$ 5,999,872 | \$ - | \$ 5,999,872 | \$ 24,900,204 | \$ - | \$ 24,900,204 |

| | General Fund | | | Food Service Fund | | | Debt Service Fund | | |
|--------------------------------|-----------------------|-------------|-----------------------|--------------------------|-------------|---------------------|--------------------------|-------------|----------------------|
| | Beginning Budget | Amendments | Ending Budget | Beginning Budget | Amendments | Ending Budget | Beginning Budget | Amendments | Ending Budget |
| Function | | | | | | | | | |
| 11 Instruction | \$ 42,993,607 | \$ 22,500 | \$ 43,016,107 | | | | | | |
| 12 Instructional Resources | \$ 346,921 | | \$ 346,921 | | | | | | |
| 13 Curriculum & Inst Staff Dev | \$ 643,246 | \$ (12,981) | \$ 630,266 | | | | | | |
| 21 Instructional Leadership | \$ 1,534,120 | | \$ 1,534,120 | | | | | | |
| 23 School Leadership | \$ 3,874,616 | | \$ 3,874,616 | | | | | | |
| 31 Guidance/Counseling | \$ 2,401,981 | \$ 481 | \$ 2,402,461 | | | | | | |
| 32 Social Work Services | \$ 63,053 | | \$ 63,053 | | | | | | |
| 33 Health Services | \$ 888,773 | | \$ 888,773 | | | | | | |
| 34 Student Transportation | \$ 4,051,863 | | \$ 4,051,863 | | | | | | |
| 35 Food Services | \$ - | | \$ - | \$ 6,623,241 | | \$ 6,623,241 | | | |
| 36 Extracurricular Activities | \$ 1,908,624 | | \$ 1,908,624 | | | | | | |
| 41 General Administration | \$ 3,469,470 | \$ (10,000) | \$ 3,459,470 | | | | | | |
| 51 Maintenance and Operations | \$ 9,648,127 | | \$ 9,648,127 | \$ 50,000 | | \$ 50,000 | | | |
| 52 Security and Monitoring | \$ 1,389,497 | | \$ 1,389,497 | | | | | | |
| 53 Data Processing Services | \$ 2,219,620 | | \$ 2,219,620 | | | | | | |
| 61 Community Services | \$ 827,764 | | \$ 827,764 | | | | | | |
| 71 Debt Service | \$ 110,000 | | \$ 110,000 | | | | \$ 24,519,234 | | \$ 24,519,234 |
| 81 Construction | \$ 175,000 | | \$ 175,000 | | | | | | |
| 91 Recapture Payment | \$ 28,963,914 | | \$ 28,963,914 | | | | | | |
| 93 Shared Services | \$ 45,050 | | \$ 45,050 | | | | | | |
| 99 Intergovernmental Charges | \$ 1,050,000 | | \$ 1,050,000 | | | | | | |
| TOTAL | \$ 106,605,246 | \$ - | \$ 106,605,246 | \$ 6,673,241 | \$ - | \$ 6,673,241 | \$ 24,519,234 | \$ - | \$ 24,519,234 |

General Fund Budget

| Function 11 | |
|---------------------------|------------------|
| TF fr 13 to 11 for TIA | 12,500 |
| TF fr 41 to 11 for AP Exp | 10,000 |
| TOTAL | \$ 22,500 |

| Function 13 | |
|----------------------------|--------------------|
| TF fr 13 to 11 for TIA | \$ (12,500) |
| TF fr 13 to 11 for HC Educ | \$ (481) |
| TOTAL | \$ (12,981) |

| Function 21 | |
|--------------------|-------------|
| TOTAL | \$ - |

| Function 21 | |
|--------------------|-------------|
| TOTAL | \$ - |

| Function 31 | |
|----------------------------|---------------|
| TF fr 13 to 11 for HC Educ | 481 |
| TOTAL | \$ 481 |

| Function 36 | |
|--------------------|-------------|
| TOTAL | \$ - |

| Function 41 | |
|---------------------------|--------------------|
| TF fr 41 to 11 for AP Exp | (10,000) |
| TOTAL | \$ (10,000) |

| Function 51 | |
|--------------------|-------------|
| TOTAL | \$ - |

| Function 52 | |
|--------------------|-------------|
| TOTAL | \$ - |

Signed: _____
Board President

Action Sheet

MEETING DATE:

October 22, 2025

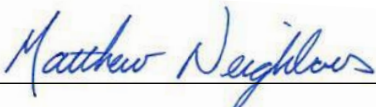
AGENDA ITEM:

Discuss and consider approval of donations
in accordance with Board Policy CDC Local

Under separate cover.

RECOMMENDATION:

I move that the Board accept the donations,
as presented.



Matthew Neighbors Ed. D.
Superintendent



Jeff Martello
Chief Financial Officer



**Galveston Independent School District
Donations/Gifts for September 2025**

In accordance with Board Policy CDC (Local), the Board of Trustees of Galveston Independent School District acknowledges and appreciates the following donations:

| Date | Recipient | Giver | Gift |
|-------------------------------------|--------------------------|---------------------------------|--------------------|
| 8/29/25 | BHS Girls Basketball | ILA Local 1504-8 | \$ 500.00 |
| 9/18/25 | BHS Football – fireworks | Ice Hart LP | \$ 500.00 |
| 9/18/25 | BHS Football – fireworks | A. Smecca Inc, DBA Marios | \$ 500.00 |
| 9/18/25 | BHS - Cheer | Camopus Box Media | \$ 524.49 |
| 9/18/25 | F.A.C.E. | Noon Optimist Club of Galveston | \$ 500.00 |
| 9/18/25 | F.A.C.E. | Galveston Kiwanis Club | \$ 200.00 |
| Total Monthly Cash Donations | | | \$ 2,724.49 |

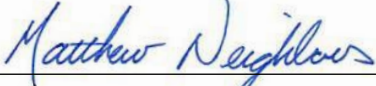
Action Sheet

MEETING DATE: October 22, 2025

AGENDA ITEM: Discuss and Consider Nominations for Persons to Serve on the Galveston Central Appraisal District Board of Directors

Voting entities of the Galveston Central Appraisal District (GCAD) are entitled to nominate persons to serve on the GCAD Board of Directors. Any nominations must be made in open session and submitted by the presiding Officer to the Chief Appraiser along with a written resolution.

RECOMMENDATION: I move that the Board of Trustees nominate Tom Farmer as a candidate for the Galveston Central Appraisal District Board of Directors


Matthew Neighbors Ed. D.
Superintendent


Jeff Martello
Chief Financial Officer

**A RESOLUTION OF
GALVESTON INDEPENDENT SCHOOL DISTRICT**

**SUBMITTING THE NAMES OF FIVE NOMINEES OR LESS FOR ELECTION TO
THE GALVESTON CENTRAL APPRAISAL DISTRICT BOARD OF DIRECTORS**

WHEREAS, the Board of Directors of the Galveston Central Appraisal District consist of five members who serve two-year terms beginning January 01; and

WHEREAS, the Directors are elected by the voting units of the Galveston Central Appraisal District; and

WHEREAS, the SCHOOL BOARD of the GALVESTON INDEPENDENT SCHOOL DISTRICT is a voting unit in the Galveston Central Appraisal District; and

WHEREAS, this is the selection year for the Board of Directors of the Galveston Central Appraisal District; and

WHEREAS, the SCHOOL BOARD of the GALVESTON INDEPENDENT SCHOOL DISTRICT is entitled to submit the names of five nominees or less for election to the Board of Directors of the Galveston Central Appraisal District.

NOW, THEREFORE, BE IT RESOLVED BY THE SCHOOL BOARD OF THE GALVESTON INDEPENDENT SCHOOL DISTRICT:

SECTION 1. The findings and recitations set out in the preamble to this Resolution are found to be true and correct and are hereby adopted by the SCHOOL BOARD and made a part hereof for all purposes.

SECTION 2. The SCHOOL BOARD of the GALVESTON INDEPENDENT SCHOOL DISTRICT hereby nominates Tom Farmer for the selection to the Board of Directors for the Galveston Central Appraisal District, as shown in "**Exhibit A**" attached hereto and incorporated herein for all intents and purposes.

PASSED, APPROVED, AND ADOPTED on the 14th day of October 2025.

Anthony Brown
President, GISD School Board

ATTEST:

Mindy Lakin
Secretary, GISD School Board

GALVESTON CENTRAL APPRAISAL DISTRICT

2026 Board of Directors Election

NOMINATION

VOTING UNIT

GALVESTON INDEPENDENT SCHOOL DISTRICT

You may nominate up to (5) five before October 15th, 2025.
Anything received on or after October 15th will be considered late.

NOMINEE(S)

1. **Tom Farmer – Current GCAD Board of Director Member**

Name

Address

Telephone Number

2. _____
Name

Address

Telephone Number

3. _____
Name

Address

Telephone Number

4. _____
Name

Address

Telephone Number

5. _____
Name

Address

Telephone Number

Please note: The written resolution showing the nominee's name is required.


Action Sheet

MEETING DATE: October 22, 2025

AGENDA ITEM: Discuss and consider Resolution to join the 791 Purchasing Cooperative.

GISD seeks to enter into an Intergovernmental Cooperative Purchasing Agreement with the 791 Group Purchasing Cooperative, in order to procure cooperative purchasing services and goods from contracted vendors. Attached is the agreement and resolution.

RECOMMENDATION: I move that the board approve the Resolution to join the 791 Purchasing Cooperative.



Matthew Neighbors Ed. D.
Superintendent



Jeff Martello
Chief Financial Officer

MASTER INTERLOCAL AGREEMENT

This Master Interlocal Agreement (“Agreement”) is made by and between 791 Purchasing Cooperative (“791 COOP”) and Galveston Independent School District (“End User”), (collectively referred to as the “Parties” or individually as the “Party”) acting herein by and through their respective authorized officers, agents, and/or employees.

PURPOSE

WHEREAS, the federal, state, and territorial governments of the United States of America have expressly authorized and encouraged the use of cooperative purchasing agreements to increase quality and efficiency in purchasing for public, publicly funded, and other legally authorized entities; and

WHEREAS, 791 Purchasing Cooperative LLC through its purchasing cooperative named 791 Purchasing Cooperative (791 COOP) is committed to providing cooperative purchasing contracts with lead public agencies to eligible organizations, including, but not limited to, public and private K12 schools, cities, counties, institutions of higher education, and other eligible units of government ("Authorized Users") in all states in order to increase quality and efficiency in purchasing; and

WHEREAS, 791 COOP is authorized to contract with the End User entity through Chapter 791 of the Texas Government Code, Chapter 252, 262, and 2269 of the Texas Government Code, Chapter 44 of the Texas Education Code, and other relevant federal and state laws to provide goods and service through legally compliant mechanisms; and

WHEREAS, The Parties wish to enter into this Agreement to maximize spending power of End User entity and provide increased efficiency in the sourcing and purchase of goods and services; and

WHEREAS, the governing bodies of the Parties, individually and corporately do hereby adopt and find the foregoing promises as findings of said Authorized Users; and

NOW, THEREFORE, premises considered, and in consideration of and conditional upon the mutual covenants and agreements herein, the Parties herein mutually agree as follows:

AGREEMENT

- 1. Term:** This Agreement is effective for ten (10) years from the date of the last signature and shall automatically renew annually unless either party gives sixty (60) days prior written notice of non-renewal.
- 2. Permissions:** This Agreement shall: (1) Allow Authorized User/End User entities to purchase goods and services by purchase order, contract, agreement, or other legally permitted mechanisms through 791 COOP’s competitively awarded vendor list; (2) allow the Authorized User to access 791 COOP’s cooperative contracts to purchase products or services from vendors which have been awarded contracts through statutorily authorized methods; and (3) allow the Authorized User/End User entities to access 791 COOP subject matter expertise to facilitate best practices in sourcing and procurement.
- 3. Relationship:** The relationship between the Parties is that of the Independent Contractor. Neither Party has the authority to bind the other in any manner beyond the terms of this Agreement. The

End User entity may be required to enter into subsequent contractual arrangements with 791 COOP to ensure pricing, standards, and compliance, and for specific products or services.

4. **Confidentiality and Safeguarding:** To the extent permitted and/or required by laws of Authorized User's operation's jurisdiction, proprietary information and intellectual property of 791 COOP will be shielded from public inquiry without the prior written consent of 791 COOP.
5. **Venue and Governing Law:** The Parties covenant and agree that any litigation relating to this agreement, the terms, and conditions of the agreement will be interpreted according to the laws of the State of Texas and the venue shall be exclusively in Bexar County, Texas.

Jeffrey Shokrian, CEO Date
791 Purchasing Cooperative

| | | |
|---|-------------------------|--|
| _____ Authorized User Representative | <u>10/22/25</u> Date | <u>10/22/25</u> Approval Date |
| <u>Galveston Independent School District</u> Entity Name | | <u>3904 Avenue T, Galveston, TX 77550</u> Entity Address (Principal Office) |
| <u>(409) 766-5151</u> Entity Contact Telephone Number | | <u>jeffreymartello@gisd.org</u> Entity Contact E-mail Address |

**791 PURCHASING
COOPERATIVE
BOARD / COMMISSIONERS
COURT RESOLUTION**

STATE OF TEXAS

FOR: THE 791 PURCHASING
COOPERATIVE

WHEREAS, the Board of Directors or Commissioners Court of Galveston Independent School District, Galveston, Texas pursuant to the authority granted by TEX. GOV'T CODE § 791.001, *et seq*, desires to participate in the 791 Purchasing Cooperative, and in the Opinion that participating in this program will be highly beneficial to the taxpayers through the anticipated savings to be realized.

Therefore, be it RESOLVED that the Galveston Independent School District requests a stated need for
(Named Public Agency)

participation in 791 Purchasing Cooperative (791 Coop) whereby Jeffrey Martello – CFO or Current CFO
(Name of Authorized Person)

is authorized and directed to sign and deliver any and all necessary requests and documents in connection therewith for and on behalf of Galveston Independent School District.
(Named Public Agency)

I certify that the foregoing is a true and correct original Resolution duly adopted by the

Galveston Independent School District and is filed on record at the 791 Coop office.
(Named Public Agency)

In witness thereof, I have set my hand and signature this 22nd day of October, 2025 __.

By: _____
(Authorized Signature)

Anthony Brown
(Printed Authorized Name)

President, GISD School Board
(Title)

This legal document will remain current on file until either party severs the agreement.

Action Sheet

MEETING DATE: October 22, 2025

AGENDA ITEM: Discuss and consider custodial, hvac, and plumbing supply purchases from Ferguson Facilities for the GISD Facilities Department in FY26

Every fiscal year, GISD is in need of custodial, hvac, and plumbing supplies for all of its campus and support service locations. The collective purchase amount for FY26 exceeds \$50,000. The Purchasing Cooperative Contract utilized is Buy Board # 756-24. Funds utilized will be from the General Fund and Child Nutrition Fund. Amount not to exceed \$140,000 for FY26.

RECOMMENDATION: I move that the Board of Trustees approve the purchase of custodial, hvac, and plumbing supplies from Ferguson Facilities for the GISD Facilities Department for FY26.



Matthew Neighbors Ed. D.
Superintendent



Jeff Martello
Chief Financial Officer

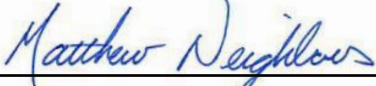
Action Sheet

MEETING DATE: October 22, 2025

AGENDA ITEM: Discuss and consider approval of the purchase of trash services from Republic Services for the GISD Facilities Department in FY26.

The GISD Facilities Department requires ongoing trash collection and disposal services to support the operational needs of all campuses and support service locations. The Purchasing Cooperative Contract utilized is Region 5 ESC's STPC #20240404. Funds for these services will be provided from the general fund and child nutrition fund. The total cost for trash services provided by Republic Services in FY26 shall not exceed \$140,000.

RECOMMENDATION: I move that the Board of Trustees approve the purchase of trash services from Republic Services for the GISD Facilities Department for FY26, in the amount not to exceed \$140,000.


Matthew Neighbors Ed. D.
Superintendent


Jeff Martello
Chief Financial Officer

Action Sheet

MEETING DATE:

October 22, 2025

AGENDA ITEM:

Discuss and consider approval for the District Goals and Performance Objectives for 2025-2026

According to Board Policy BQ (LOCAL),

The Board shall approve and periodically review the District's vision, mission, and goals to improve student performance. The vision, mission, goals, and the approved District and campus objectives shall be mutually supportive and shall support the state goals and objectives under Education Code, Chapter 4.

RECOMMENDATION:

I move that the Board of Trustees approve the District Goals and Performance Objectives for 2025-2026.


Matthew Neighbors Ed. D.

Galveston Independent School District

District Improvement Plan

2025-2026 Performance Objectives



Mission Statement

The mission of Galveston ISD is to *Raise the Grade*
by **Elevating Learning, Valuing Culture, and Growing Together.**

Vision

The Vision of Galveston ISD is to be a **Destination District** for Students, Staff, and Families.

Value Statement

GISD espouses six *Core Values*, aka the *Classroom Essentials*:

- Bell to Bell** directs us to engage students in meaningful activities for the full instructional allotment.
- Listen to Students** depicts student-centered lessons, students sharing learning, and gaining insight from student feedback.
 - 1+** demands students grow at least one year while under our guidance.
- High Expectations** determine student potential, clarify success criteria, and set the standard for student performance.
- Positive Structure and Support** defines a safe, purposeful, and encouraging learning environment.
- It Takes an Island** describes the web of support and collective efficacy necessary to help students succeed.

72

Table of Contents

| | |
|---|----|
| Goals | 4 |
| Goal 1: Galveston ISD will increase the percent of Third Grade students who Meet grade level or above on STAAR Reading from 44% to 75% by August 2027. | 4 |
| Goal 2: Galveston ISD will increase the percent of Third Grade students who Meet grade level or above on STAAR Mathematics from 36% to 75% by August 2027. | 5 |
| Goal 3: Galveston ISD will decrease the number of students earning zeroes on the STAAR/EOC writing assessment by 50% for 2025-2026 | 6 |
| Goal 4: Galveston ISD will increase the percent of graduates that met the college, career, or military readiness (CCMR) requirements from 55% to 88% by August 2027. | 7 |
| Goal 5: 100% of Galveston ISD campuses will have an accountability rating of "A" or "B" by 2027. | 8 |
| Goal 6: Galveston ISD will improve students' sense of belonging by increasing the number of students who indicate they are connected to a trusted adult on campus by 50% over the next five years. | 9 |
| Goal 7: Seventy-five (75%) of students will score Meet grade level or above on Science and Social Studies STAAR and EOC assessments by August 2027. | 10 |
| Goal 8: Galveston ISD will diversify and enhance the district's revenue by four million dollars over the next five years. | 11 |

Goals

Goal 1: Galveston ISD will increase the percent of Third Grade students who Meet grade level or above on STAAR Reading from 44% to 75% by August 2027.

Performance Objective 1: Increase the percent of students who meet growth projection on the MAP Reading Assessment in grades K-8 from 45% to 80%

HB3 Goal

Performance Objective 2: Each year, 85% of Pre-K students will score in the Making Adequate Progress range on the Phonemic Awareness portion of the EOY C-PALLS assessment.

HB3 Goal

Performance Objective 3: GISD will provide professional learning opportunities that are relevant and effective resulting in increased student achievement as measured through SGMs (Student Growth Measures)

74

Performance Objective 4: 4. The achievement gap by race, ethnicity, and socioeconomic status will be no greater than ten percentage points on all academic measures.

Goal 2: Galveston ISD will increase the percent of Third Grade students who Meet grade level or above on STAAR Mathematics from 36% to 75% by August 2027.

Performance Objective 1: Increase the percent of students who meet growth projection on the MAP Math Assessment in grades K - 8 from 52% to 80%.

HB3 Goal

Performance Objective 2: Each year, 90% of Pre-K students will score in the Making Adequate Progress range on the Overall Math portion of the EOY C-PALLS assessment.

HB3 Goal

Performance Objective 3: By the end of 2026, 60% of students will score Meets or above on Math STAAR and Algebra I EOC assessments.

Goal 3: Galveston ISD will decrease the number of students earning zeroes on the STAAR/EOC writing assessment by 50% for 2025-2026

Performance Objective 1: Increase teacher feedback to students by 75% through Writable during 2025 - 2026

Goal 4: Galveston ISD will increase the percent of graduates that met the college, career, or military readiness (CCMR) requirements from 55% to 88% by August 2027.

Performance Objective 1: Increase the percent of students who complete 3 hours of English or Math Dual Credit from 42% to 60%.

HB3 Goal

Performance Objective 2: Increase percent of students who complete an Industry Based Certification from 14% to 20%.

HB3 Goal

Goal 5: 100% of Galveston ISD campuses will have an accountability rating of "A" or "B" by 2027.

Performance Objective 1: 100% of GISD schools will utilize High Quality Instructional Materials and strong researched based strategies to support teaching and learning.

Performance Objective 2: 100% of GISD schools will receive support unique to the needs of the campus.

Goal 6: Galveston ISD will improve students' sense of belonging by increasing the number of students who indicate they are connected to a trusted adult on campus by 50% over the next five years.

Performance Objective 1: Increase the percent of students in grades 3 - 5 indicating they feel connected to an adult at their school from 66% to 90%.

Performance Objective 2: Increase the percent of students in grades 6 - 12 who feel connected to an adult at their school from 44% to 85%.

Goal 7: Seventy-five (75%) of students will score Meet grade level or above on Science and Social Studies STAAR and EOC assessments by August 2027.

Performance Objective 1: For the 2025-2026, 40% of 5th grade Galveston ISD students who take the science test will score MEETS.

Performance Objective 2: Fifty-five (55%) of the 8th graders in Galveston ISD will score MEETS on the 8th Grade STAAR Science for 2025-2026.

Performance Objective 3: Seventy percent (70%) of the students taking the Biology EOC will score MEETS on the test.

Performance Objective 4: Forty percent (40%) of the students taking the 8th Grade Social Studies STAAR will score MEETS.

Goal 8: Galveston ISD will diversify and enhance the district's revenue by four million dollars over the next five years.

Performance Objective 1: Decrease expenditures to reduce the district's deficit budget by 50% in 2025-2026.

Action Sheet

MEETING DATE:

October 22, 2025

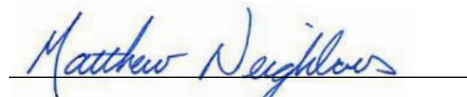
AGENDA ITEM:

Discuss and consider approval for the campus goals and performance objectives as presented in the campus plans.


According to policy BQ (LOCAL), the Board shall approve and periodically review the District's vision, mission, and goals to improve student performance. The vision, mission, goals, and the approved District and campus goals and objectives shall be mutually supportive and shall support the state goals and objectives under Education Code, Chapter 4. Copies of the goals and performance objectives for AIM, Austin, Ball, Burnet, Central, Crenshaw, Oppe, Parker, and Weis accompany this document.

RECOMMENDATION:

I move that the Board of Trustees approve the campus goals and performance objectives for 2025-2026.



Matthew Neighbors Ed. D.
Superintendent



Dr. Annette Scott
Assistant Superintendent for Student Support

AIM College and Career Prep

| GOALS | Performance Objectives |
|--|---|
| <p>Goal 1: By July 2026, AIM College and Career Preparatory will maintain an overall accountability rating of "B" or higher.</p> | <p>Performance Objective 1: By July 2026, the percentage of students earning meets grade level or above on the STAAR ELA assessment will be 55% or higher as measured by accountability data.</p> <p>Performance Objective 2: By July 2026, the percentage of students earning meets grade level or above on the STAAR Biology assessment will be 60% or higher as measured by accountability data.</p> <p>Performance Objective 3: The ELAR STAAR scoring zeros for the extended constructed response will be reduced by 50% as compared to Spring STAAR 2025.</p> <p>Performance Objective 4: By July 2026, at least 55% of students in Social Studies will achieve meets grade level or above on the STAAR assessment.</p> <p>Performance Objective 5: Teachers will actively engage in PLCs to analyze student data, receive coaching, and participate in ongoing job-embedded professional development. In addition, teachers will collaborate in monthly district high school planning sessions that include training in the Reflective Practice Model.</p> <p>Performance Objective 6: By July 2026, at least 54% of students in Math will achieve Meets Grade Level or above on the STAAR assessment.</p> |
| <p>Goal 2: AIM will develop a systematic approach that aligns with district initiatives to address the holistic needs of students and families.</p> | <p>Performance Objective 1: AIM College and Career Preparatory will utilize the Student Support Framework during interactions to limit discipline referrals to 30% of the student population.</p> <p>Performance Objective 2: Improve communication with parents and the community to support the holistic needs of all stakeholders by hosting 4 campus/community events.</p> <p>Performance Objective 3: AIM will maintain a safe and positive learning environment for all students and staff.</p> |
| <p>Goal 3: AIM College and Career Preparatory will achieve an attendance rate of 88% for the 2025 - 2026 school year.</p> | <p>Performance Objective 1: AIM will strive to increase the attendance rate each 6 weeks from the previous grading period.</p> |
| <p>Goal 4: AIM will achieve a 90% graduation rate.</p> | <p>Performance Objective 1: Increase student graduation rate by placing an emphasis on the accelerated graduation instructional model.</p> |
| <p>Goal 5: AIM College and Career Preparatory will achieve a CMR scaled of a B.</p> | <p>Performance Objective 1: 40% of the 2025 - 2026 graduates will receive an industry certification to support the 2025 - 2026 accountability ratings.</p> |

Austin Elementary 2025-2026

GOALS

Goal 1: Austin Elementary School will earn an overall rating in Domains I, II and III on the STAAR accountability Report Card.

Performance Objectives

Performance Objective 1: ELAR

Domain I: Student Achievement STAAR Performance

Domain II: School Progress

50% or higher of our 3rd and 4th grade students will score meets grade level or above on the ELAR STAAR test.

Performance Objective 2: ELAR

Domain I: Student Achievement MOY MAP Performance

Domain II: School Progress

50% or higher of our 3rd and 4th grade students will score meets grade level or above on the ELAR MAP test.

Performance Objective 3: Math

Domain I: Student Achievement STAAR Performance

Domain II: School Progress

45% or higher of our 3rd and 4th grade students will score meets grade level or above on the Math STAAR test.

Performance Objective 4: Math

Domain I: Student Achievement MOY MAP Performance

Domain II: School Progress

45% or higher of our 3rd and 4th grade students will score meets grade level or above on the Math MAP test.

Performance Objective 5: TELPAS

Domain III: Closing the Gaps

55% of current EB students will make progress toward achieving English Language proficiency (based on student's TELPAS composite score).

Goal 2: Austin Elementary School's target

attendance percentage at the end of the year is 92%.

Performance Objective 1:

Austin Elementary will increase attendance to 92% by December 19, 2024.

Performance Objective 2:

Austin Elementary will maintain an attendance rate of 92% by May 29, 2025

Austin Elementary 2025-2026

| | |
|--|--|
| <p>Goal 3: Austin Elementary will develop a systemic approach to address the holistic needs of students and families.</p> | <p>Performance Objective 1: Austin Elementary will address the social and emotional needs of 85% of Austin students.</p> |
| <p>Goal 4: Austin Elementary School will provide 100% family engagement night events where 50% or more of our families will attend.</p> | <p>Performance Objective 1: Austin Elementary will hold one Arts Showcase event in December, 2025 utilizing Title I funds for parent engagement.</p> <p>Performance Objective 2: Austin Elementary will hold one Health Science Fair event in May, 2026 utilizing Title I funds for parent engagement.</p> |
| <p>Goal 5: Austin Elementary will decrease the percent of students receiving discipline referrals.</p> | <p>Performance Objective 1: Austin Elementary will decrease the percentage of students receiving discipline referrals from 11% to 10%.</p> <p>Performance Objective 2: Austin Elementary will decrease the percentage of students who receive ISS/OSS placements from 4.6% to 3%.</p> |

Ball

| GOALS | Performance Objectives |
|---|---|
| <p>Goal 1: By the end of the 2025-2026 school year, we will decrease the number of students earning zeroes on the STAAR/EOC writing assessment by 50% by implementing targeted writing interventions and providing additional support to enhance students' writing skills.</p> | <p>Performance Objective 1: Teacher feedback for students in Writable will increase by 50% during 2025-2026.</p> <p>Performance Objective 2: 100% of English I and English II teachers will utilize a rubric that requires text evidence for short constructed responses.</p> |
| <p>Goal 2: By August 2027, we will increase the percentage of graduates meeting the College, Career, or Military readiness (CCMR) requirements from 55% to 75% by enhancing academic support programs, providing targeted career counseling, and expanding access to college readiness resources.</p> | <p>Performance Objective 1: Increase the percent of students who complete 3 hours of English or Math Dual Credit from 42% to 60%.</p> <p>Performance Objective 2: Increase percent of students who complete an Industry Based Certification from 14% to 20%.</p> |
| <p>Goal 3: Over the next five years, Ball High School will improve students' sense of belonging by increasing the number of students who indicate they are connected to trusted adult on campus by 50%, through the implementation of mentorship programs, enhanced student-teacher interactions, and targeted professional development for staff.</p> | <p>Performance Objective 1: Increase the percent of students who feel connected to an adult at their school from 44% to 60%</p> <p>Performance Objective 2: Homeless/McKinney Vento students will be identified and 100% of the identified students will be referred for wrap around services including CIS, ACE, FACE, Upward Bound, district homeless liaison.</p> |
| <p>Goal 4: Ball High School will increase the number of students at grade level in all STAAR EOCs. Specifically, twenty-five (75%) of students will score Meet grade level or above on Science and Social Studies STAAR EOC assessments by August 2027.</p> | <p>Performance Objective 1: By utilizing Lowman curriculum and conducting effective PLCs, fifty-one percent (51%) of the students taking the Biology EOC will score MEETS on the test.</p> <p>Performance Objective 2: Students will use interactive notebooks as an instructional strategy to increase US History STAAR EOC score on MEETS to 60 %.</p> <p>Performance Objective 3: Students taking the Algebra STAAR EOC will increase the MEETS score to 27%.</p> |

Ball

| | |
|---|---|
| | <p>Performance Objective 4: Fifty-two percent (52%) of the students taking the English 1 STAAR EOC will score MEETS through utilization of Writable with an emphasis in teacher feedback.</p> <p>Performance Objective 5: Sixty-one percent (61%) of the students taking the English 2 STAAR EOC will score MEETS through utilization or Writable with an emphasis in teacher feedback.</p> |
| <p>Goal 5: By the end of the current academic year, Ball High School will reduce the percentage of students receiving 10 or more discipline referrals and suspensions from 6% to 5% by implementing proactive behavior management strategies, increasing support services, and providing professional development for staff on effective discipline practices.</p> | <p>Performance Objective 1: Campus Improvement Team will analyze discipline data quarterly to recommend behavior interventions and supports including CHAMPS, Positive Behavioral Interventions and Supports, and Social Emotional Learning.</p> <p>Performance Objective 2: Staff will identify and establish a PASS program (STP) to address the needs of specific students in need of transition before getting referrals.</p> |
| <p>Goal 6: By the end of the next academic year, Ball High School will close the achievement gap in all accountability groups, reducing the gap from 33 to 37 points, by implementing targeted interventions, enhancing instructional support, and providing additional resources for students in identified accountability groups.</p> | <p>Performance Objective 1: All special education case managers will receive training on Graduation ARDs and Graduation Coding.</p> <p>Performance Objective 2: 100% of teachers will read Mindset and encourage student growth mindset by recognizing and praising effort and perseverance.</p> <p>Performance Objective 3: 100% of teachers will develop and utilize seating charts that identify students by data and student groups such as SPED, ESL and At Risk.</p> |
| <p>Goal 7: By the end of the current academic year, Ball High School will increase opportunities for family engagement by organizing and hosting 10 family engagement events and activities, utilizing a family engagement plan that includes workshops, informational sessions, and community activities, and incorporating</p> | <p>Performance Objective 1: Ball High School will host 4 PTO meetings.</p> <p>Performance Objective 2: Ball High School will host TOR Camp, Club Night, Open-House and events to encourage more family engagement.</p> <p>Performance Objective 3:</p> |

Ball

| | |
|---|---|
| <p>feedback from families to ensure these opportunities are effective and relevant.</p> | <p>Ball High School will work with district FACE to identify opportunities to increase family engagement.</p> |
| <p>Goal 8: Ball High School By the end of the current academic year, Ball High School will increase the daily student attendance rate from 91% to 93% by implementing improved attendance monitoring, offering incentives for good attendance, and addressing barriers to attendance through targeted outreach and support programs.</p> | <p>Performance Objective 1: The campus will meet with all students that have 10 or more absences and develop a student contract.</p> <p>Performance Objective 2: After a student misses 3 days a truancy warning letter will be mailed to parents.</p> <p>Performance Objective 3: Auxiliary partnerships will be utilized to assist students with regaining credits and becoming compliant with attendance.</p> |

BURNET

| GOALS | Performance Objectives |
|--|---|
| <p>Goal 1: Burnet Elementary will achieve a rating of not less than "B" under the STAAR Accountability System.</p> | <p>Performance Objective 1: *70% percent of 3rd and 4th grade students will approach or meet the grade level standard on STAAR Reading and Math STAAR 2026.</p> <p>Performance Objective 2: We will have at least 5% of our students at MASTERS on both ELA and Math STAAR 2026.</p> <p>Performance Objective 3: We will decrease the number of 0s on the Writing passages by 50%.</p> <p>Performance Objective 4: 70% of our 4th grade students will meet or exceed performance on SGM Data (Writing) using research-based strategies (SRSD).</p> |
| <p>Goal 2: Burnet Elementary will hire HQ effective teachers, staff, and administrators to educate the students enrolled.</p> | <p>Performance Objective 1: All teachers at Burnet will be ESL and GT certified. All teachers will be required to have a minimum of 12 professional development hours for 2025-2026 school year.</p> |
| <p>Goal 3 Burnet Elementary expects students to be respectful, responsible, safe and attend school regularly.</p> | <p>Performance Objective 1: Increase overall attendance rate to 97% or above. Continue to implement CHAMPS & Capturing Kids' Hearts school wide.</p> <p>Performance Objective 2: Increase teacher and staff attendance to 94% for the 2025-2026.</p> <p>Performance Objective 3: Help 90% of our homeless population by providing services targeted to help ensure their success in reading and mathematics</p> <p>Performance Objective 4: Help 90% of our Foster Care population by providing services targeted to help ensure their success in reading and mathematics.</p> <p>Performance Objective 5: Burnet will continue to reduce the number of discipline referrals in 2025-2026</p> |
| <p>Goal 4: Goal 4: 100% of our K-4th grade students will receive STREAM Themed Instruction.</p> | <p>Performance Objective 1: Magnet Committee sustain Magnet Goals. Performance Objective 2: The STREAM Lab instructor will use and implement STREAM Lab curriculum with fidelity,</p> |
| <p>Goal 5: Increase number of students participating in our STREAM and Robotic Programs through our afterschool enrichment programs.</p> | <p>Performance Objective 1: . Performance Objective 1: Burnet will have a ten percent increase in students who participate in the Robotics program through ACE.</p> |

BURNET

| | |
|---|--|
| <p>Goal 6: Burnet EL will engage in a minimum of 5 Family Engagement events for the 2025-2026 school year.</p> | <p>Performance Objective Performance Objective 1: Burnet will have at least one FALL and SPRING Family night/festival, math and literacy nights, Read Across America, etc. Performance Objective 2: We will recognize and participate in national familial recognition days, such as Pastries with Parents and Goodies with Grandparents, etc. Performance Objective 3: We will have open house, meet the teacher, parent conferences, and awards assemblies such as Science Fair and STREAM night throughout the year.</p> |
| <p>Goal 7: Burnet will interact and engage in at least 3 community initiatives throughout the year.</p> | <p>Performance Objective 1: Burnet scholars will engage in PLI Community events. Performance Objective 2: Burnet scholars will engage with our community through events such as the Moody Pumpkin Patch, honoring David G. Burnet, SMART Family Literacy, and Rosenberg Library. Performance Objective 3: Burnet Folklorico dancers will perform at various community events such as parades and celebrations.</p> |
| <p>Goal 8: Burnet will encourage the physical, social, and emotional health of students, staff, and families.</p> | <p>Performance Objective 1: Burnet students and families will participate in Red Ribbon Week, PE walks, health focus month, health screenings supported by UTMB nursing students, Young Gardeners' Club visits, and host Special Olympics. Performance Objective 2: Burnet students will be supported in their social and emotional growth through the weekly implementation of Second Step in classrooms, having a certified therapist on campus, monthly SEL breakfasts, maintaining our No Place for Hate designation, and monthly character lunch Performance Objective 3: Burnet will be a catalyst in providing families with information and access to community resources including, but not limited to, FACE, Galveston County Food Bank, Assistance League of Galveston County, and Family Services Counseling Service.</p> |
| <p>Goal 9: By Spring 2026, students will achieve the following: Increase the percentage of scholars that score meets grade level on the STAAR test in Reading 10% and Math 10%</p> | <p>Performance Objective 1: Increase the percentage of students that score Approaches grade level on STAAR Reading from 70% to 80% by June 2026 Performance Objective 2: Increase the percentage of scholars that score meets grade level on STAAR Reading from 32% to 42% by June 2026 Performance Objective 3: Increase the percentage of scholars that score Masters grade level on STAAR Reading from 13% to 23% by June 2026. Performance Objective 4: Increase the percentage of students that score</p> |

BURNET

| | |
|---|--|
| <p>Goal 9 (continued): By Spring 2026, students will achieve the following: Increase the percentage of scholars that score meets grade level on the Spring STAAR test in Reading 10% and Math 10%</p> | <p>Approaches grade level on STAAR Math from 59% to 69% by June 2026 Performance Objective 5: Increase the percentage of students that score Meets grade level on STAAR Math from 22% to 32% by June 2026 Performance Objective 6: Increase the percentage of students that score Masters grade level on STAAR Math from 11% to 21% by June 2026</p> |
|---|--|

Central Middle School

| GOALS | Performance Objectives |
|--|--|
| <p>Goal 1: Central Middle School will achieve a "B" rating under the STAAR Accountability System.</p> | <p>Performance Objective 1: READING: By May 2026, Central will reduce the number of students receiving "Os" on the writing portion of STAAR by 50%</p> <p>Performance Objective 2: MATH: By May 2026, Central will increase the Approaches percentage from 44% to 60%, Meets from 25% to 40% and Masters 10% to 25%.</p> <p>Performance Objective 3: SCIENCE: By May 2026, Central will increase the Approaches percentage from 60% to 75 %, Meets from 38% to 55% and Masters 18% to 35%.</p> <p>Performance Objective 4: SOCIAL STUDIES: By May 2026, Central will increase the approaches percentage from 47% to 60%, Meets from 26% to 40%, and Masters from 15% to 35%.</p> <p>Performance Objective 5: TELPAS/ EB STUDENTS: By May 2026, Central will increase the TELPAS growth of all EB students by at least 5%.</p> |
| <p>Goal 2: Central Middle School will recruit, develop, and retain exceptional personnel to ensure students' academic needs are meet.</p> | <p>Performance Objective 1: By May 2026, 100% of all core academic classes will be taught by certified teacher</p> <p>Performance Objective 2: Leadership staff will provide targeted and meaningful professional develop to all teachers</p> |
| <p>Goal 3: Central Middle School will develop a systemic approach to address the holistic needs of students and families. (WHOLE CHILD)</p> | <p>Performance Objective 1: SOCIAL EMOTIONAL LEARNING: By May 2026, 100% of students will have participated in an SEL course targeted to middle school students.</p> <p>Performance Objective 2: PARENTAL ENGAGEMENT: By May 2026, all students' parents/ guardians and/ or family members will have the opportunity to actively participate in their child's education.</p> <p>Performance Objective 3: CTE: By May 2026, all students will have completed a CTE course.</p> |
| <p>Goal 4: Central Middle School will grow a positive future through high expectations.</p> | <p>Performance Objective 1: ATTENDANCE: Central will increase attendance from 92% to 95%.</p> <p>Performance Objective 2: DISCIPLINE: Central will decrease the number of referrals by at least 25%.</p> |

Crenshaw

| GOALS | Performance Objectives |
|---|--|
| <p>Goal 1: Crenshaw Environmental Science Magnet will achieve a rating of not less than "B" under the F Accountability System. (TEACHING and LEARNING)</p> | <p>Performance Objective 1: Increase the percent of students that score meets grade level or above on STAAR: Grades 3/4: ELAR from 35% to 45%. Math from 35% to 45%. Grades 5-8: ELAR from 50% to 60%. Math from 50% to 60%. Grades 3-8: Reduce percentage of students with 0s on Writing Response by 50%. Grades 5/8: Science from 30% to 40%. Grade 8: Social Studies from 25% to 40%.</p> |
| <p>Goal 2: Crenshaw Environmental Science Magnet will recruit, develop, and retain exceptional personnel to ensure a life of excellence for each student. (HUMAN CAPITAL MANAGEMENT SYSTEM)</p> | <p>Performance Objective 1: Teachers will receive updated training from the Bilingual/EB department so that they can provide relevant and appropriate interventions for 100% of our EB students. Performance Objective 2: Teachers of GT students will receive the initial 30 hours of GT staff development, or the mandatory 6 hour yearly update. Performance Objective 3: Newly hired Crenshaw teachers will be supported by a teacher mentor, assigned by the district, as well as through our Red Wagon program. Performance Objective 4: 10% of all eligible teachers will qualify for additional compensation through TIA</p> |
| <p>Goal 3: Crenshaw Environmental Science Magnet will develop a systemic approach to address the holistic needs of students and families. (WHOLE CHILD)</p> | <p>Performance Objective 1: Design and produce at least five parent involvement events on campus. Performance Objective 2: Ensure that 100% of the families of the students attending Crenshaw receive a minimum of one form of positive communication from the school to the home. Performance Objective 3: Implement a campus-wide system of expectations with a clear set of rewards and consequences so that 100% of the students experience a positive, supportive, learning environment. Decrease the number of student discipline referrals for K-4 students from 3% to 2%. Decrease the number of student discipline referrals for 5-8 students from 16% to 10%. Performance Objective 4: Increase the attendance percent of students from 92% to 93%. Increase the attendance percent of staff from 95% to 96%. Performance Objective 5: Provide wrap-around services for students experiencing homelessness and/or foster care.</p> |
| <p>Goal 4: Crenshaw Environmental Science Magnet will provide students with challenging coursework and experiential environmental studies to prepare them for success in higher education and the workplace.</p> | <p>Performance Objective 1: Maintain community partnerships to sustain the magnet theme beyond funding. Performance Objective 2: Engage families to support their child's education. Performance Objective 3: Implement STEM-focused magnet program with an Environmental Science theme.</p> |

Oppe

| Performance Objectives | |
|---|---|
| <p>Oppe Elementary will earn an overall "A" earn all five distinction designations under Accountability System.</p> | <p>Performance Objective 1: Meet all targets set forth by TEA in the Closing the Gaps Domain for the All, AA, HIS, and High Focus groups. (Academic achievement, academic growth, TELPAS progress rate, and STAAR performance)</p> <p>Performance Objective 2: Increase the percentage of all students scoring meets grade level or above from 61% to 66% on the STAAR Math assessment and increase the % of students at or above grade level from 56% to 61% on the MOY Math MAP Assessment.</p> <p>Performance Objective 3: Increase the percentage of students scoring meets grade level or above from 67% to 72% on the STAAR ELAR assessment and increase the % of students at or above grade level from 67% to 72% on the MOY Reading MAP Assessment.</p> <p>Performance Objective 4: Reduce the % of 4th grade students earning 0 points on the STAAR extended constructed response writing from 12% to 10% and increase the % of 4th grade students scoring 5 points or more from 59% to 64%.</p> |
| <p>Oppe Elementary expects students to be responsible and attend school regularly.</p> | <p>Performance Objective 1: Increase attendance percentage for students from 94.8% in 2025 to 96% in 2026.</p> <p>Performance Objective 2: Maintain discipline referrals and school suspension at less than 10% for the 2025-26 school year.</p> <p>Performance Objective 3: Utilize strategies to address the social and emotional needs of all students.</p> <p>Performance Objective 4: Identify and support all students and families that are experiencing homelessness or foster care.</p> <p>Performance Objective 5: Increase the number of family engagement events from the 2024-25 to 2025-26 school year.</p> |
| <p>Oppe Elementary will develop and retain highly teachers.</p> | <p>Performance Objective 1: At least 95% of our teachers will be rated highly effective or effective for the 2025-26 year as measured through T-Tess and TIA.</p> <p>Performance Objective 2: The % of teachers who are bilingual or ESL certified will increase from 82% to 87% during the 2025-26 school year.</p> <p>Performance Objective 3: Maintain positive school climate and staff morale during the 2025-26 school year.</p> |

Parker

| GOALS | Performance Objectives |
|---|---|
| <p>Goal 1: Parker Elementary will achieve a rating of at least "B" in any accountability category under the A - F Accountability System.</p> | <p>Performance Objective 1: At least 78% of all third grade students will meet or exceed an approaches level, 50% of all students will meet or exceed a meets level, and 25% of all students will meet a master level on the STAAR Reading assessment.</p> <p>Performance Objective 2: At least 75% of all students will meet or exceed an approaches level, 50% of all students will meet or exceed a meets level, and 20% of all students will meet a masters level on the STAAR Math assessment by focusing on problem solving and reasoning TEKS in 3rd and 4th grade.</p> <p>Performance Objective 3: Parker will maintain Domain III, Academic Achievement 85, Student Success 85, and Academic Growth 85.</p> |
| <p>Goal 2: Parker Elementary will recruit, develop, and retain personnel to support a life of excellence for each Parker student both academically and notionally.</p> | <p>Performance Objective 1: Administrative staff will ensure that 100% of Parker teachers are effective or highly effective teachers through TIA and TTESS.</p> <p>Performance Objective 2: Parker/District will provide professional development to grow 100% of Reading teachers so that 75% of third grade students are on grade level by May 2025.</p> <p>Performance Objective 3: Administrators will provide mentor teachers to new teachers at Parker Elementary.</p> <p>Performance Objective 4: School climate and staff morale will improve 10% over the 2024-2025 when compared to the 2023-2024 school year as evident through a survey completed by teachers and staff.</p> |
| <p>Goal 3: Parker Elementary will develop a systemic approach to address the holistic needs of students and families.</p> | <p>Performance Objective 1: By the end of the 2025-2026 school year, Parker will have an average attendance rate of 96%.</p> <p>Performance Objective 2: Parker Elementary will continue to monitor and reduce the number of discipline referrals by 3% and the number of out of school suspensions for 3% in the 2025-2026 school year.</p> <p>Performance Objective 3: Staff, student, and parent perception of safety for all students and staff will increase as evident in the GISD Safety Survey.</p> <p>Performance Objective 4: Parker Elementary will conduct six parent and community engagement activities in person during the 2025-2026 school year</p> <p>Performance Objective 5: For the 2025-2026 school year Parker Elementary will support the social emotional learning needs of all students by implementing the district SEL curriculum on a daily schedule.</p> <p>Performance Objective 6: Parker will provide systems and procedures to help identify , assist , and monitor 100% of students experiencing homelessness and foster care.</p> |

Parker

| | |
|---|---|
| <p>Goal 4: Parker Elementary will continue with the implementation of content specialist to address and identify academic deficits through small group intervention.</p> <p>Goal 5: Teachers will incorporate the think SRSD writing framework during writing instruction when students are completing short and extended responses and other writing activities.</p> | <p>Performance Objective 1: Content specialist will assist grade level teachers with desegregating data and identifying strategies to meet student needs.</p> <p>Performance Objective 2: Content specialist will support students in small groups that have been identified as being below grade level.</p> <p>Performance Objective 1: Teachers will incorporate the think SRSD writing framework during writing instruction when students are completing short and extended responses and other writing activities.</p> <p>Performance Objective 2: Student goal is to move one level up throughout 2025 - 2026 school year in accordance with the think SRSD scoring guide.</p> |
|---|---|

Weis

| ALS | Performance Objectives | |
|---|---|--|
| <p>Goal 1: Weis Middle School will achieve a "B" under the STAAR Accountability System. (TEACHING & LEARNING)</p> | <p>Performance Objective 1: GENERAL INSTRUCTION: By May 2026, 73% of all students will show a minimum of one year's growth on state standardized exams.</p> <p>Performance Objective 2: READING / LIBRARY: Increase the percent of all students that show one years growth on STAAR (State of Texas Assessment of Academic Readiness) ELAR from 55% to 73% by July 2026.</p> <p>Performance Objective 3: WRITING: Decrease the percent of all students that scored 0 points for the ECR (Extended Constructed Response) on STAAR (State of Texas Assessment of Academic Readiness) ELAR for 5th grade from 52% to 26% and for 6th grade from 36% to 18% by July 2026.</p> <p>Performance Objective 4: MATH: Increase the percent of all students that show one years growth on STAAR (State of Texas Assessment of Academic Readiness) Math from 55% to 76% by July 2026.</p> <p>Performance Objective 5: SCIENCE: Increase the percent of students that score meets grade level or above on STAAR (State of Texas Assessment of Academic Readiness) Science from 20% to 56% by July 2026.</p> <p>Performance Objective 6: SOCIAL STUDIES: Increase the percent of all students that show one years growth on STAAR (State of Texas Assessment of Academic Readiness) ELAR from 55% to 73% by July 2026.</p> <p>Performance Objective 7: EMERGENT BILINGUAL: By May 2026 46% of emergent bilingual students will show a minimum of one years growth on state assessments.</p> <p>Performance Objective 8: SPECIAL EDUCATION: By May 2026, 68% of current special education students will show a minimum of one years growth on state assessments.</p> | |
| <p>Goal 2: Weis Middle School will recruit, develop, and retain optional personnel to assure a life of excellence for each student. (HUMAN CAPITAL MANAGEMENT)</p> | <p>Performance Objective 1: HIGHLY QUALIFIED: By May 2026, 100% of core academic classes will be taught by highly qualified teachers. 100% of teachers will retire or return to employment with GISD.</p> <p>Performance Objective 2: GT: By May 2026, all core teachers that teach GT students will be GT Certified.</p> <p>Performance Objective 3: PBIS: By May 2026, 100% of Weis Middle School teachers will receive training in PBIS strategies.</p> | |
| <p>Goal 3: Weis Middle School will maximize current facilities to port and enhance student excellence and campus performance. (CILITIES)</p> | <p>Performance Objective 1: SCIENCE LABS: Classrooms will be reorganized so that lab equipment is available in science classrooms.</p> <p>Performance Objective 2: SAFETY: Safety and security will continue to be enhanced through physical improvements in and around the building.</p> <p>Performance Objective 3: LEARNING SPACES: Classroom furniture will be evaluated and replaced on scheduled basis in order to improve classroom environment learning spaces.</p> | |

Weis

al 4: Weis Middle School will develop a systemic approach to address the holistic needs of students and families. (WHOLE CHILD)

- Performance Objective 1:**
ATTENDANCE: Increase attendance percent of students from 93% to 95% for the 2025-2026 school year.
- Performance Objective 2:**
DISCIPLINE: Decrease the percent of students receiving a discipline referral percent from 31% to 25% for the 2025-2026 school year.
- Performance Objective 3:**
SEL: Increase the percent of students that report that "I have one or more teachers who know more about me than my grades." from 3.4 to 3.5 and that "My teachers care about me" from 3.7 to 4.2.
- Performance Objective 4:**
ELECTIVES: By May 2026, 100% of all students (Band, Choir, Music, Theatre, Art, and PLTW) will perform or display their art publicly.
- Performance Objective 5:**
PHYSICAL EDUCATION: By May 2026, 100% of all students will successfully complete the state Fitnessgram and show physical improvement.
- Performance Objective 6:**
GT: By May 2026, 100% of all identified students will score meets or masters in their identified gifted academic area or will complete a performance assessment to mastery.
- Performance Objective 7:**
PARENTAL ENGAGEMENT: By May 2026, 90% of all students' parents/guardians and/or family members will actively participate in their child's education.
- Performance Objective 8:**
WRAP-AROUND SERVICES: Weis will increase student and family access to wrap-around services provided at Weis' campus, within GISD, and within the Galveston community.

al 5: Weis Middle School will optimize resources for student access. (FUNDING AND FINANCE)

- Performance Objective 1:**
COMMUNITY ENGAGEMENT: By May 2026, Weis Middle School will engage with at least 5 community and/or regional partners specifically aimed at providing equitable opportunities and extraordinary experiences for all students.
- Performance Objective 2:**
TECHNOLOGY: By May 2026, 100% of all students will access digital learning through Canvas, IXL, or other district approved programs.

Action Sheet

MEETING DATE: October 22, 2025

AGENDA ITEM: Consider approval of Ball High Tornettes taking trip to Orlando, FL to watch UDA collegiate dance championship.

Tentative Schedule Ball High Tornettes, Orlando, FL UDA Trip is attached.

Time: January 14th-19th, 2026. Students will only miss two days of school (Students depart end-of-day Wednesday, January 14, and Monday, January 19 is a federal and student holiday.)

Estimated Cost: The cost of the trip is approximately \$2,665 per student (includes airfare), and the students are paying through individual fundraising and payment plans.

Chaperones: Chesney Garza, Camry Gipson, and Stephanie Wilcox

Fundraising: Team fundraising will be used to offset individual student expense. Goal is to provide each student with \$1000 towards their trip.

Purpose of Trip: The purpose of taking our high school dance team to view the Collegiate UDA Championship is to expose students to the highest level of collegiate dance performance and competition. This experience will serve as both an educational and motivational opportunity, allowing dancers to observe advanced techniques, choreography, team dynamics, and professionalism.

RECOMMENDATION: I move that the Board of Trustees approve the Ball High Tornette trip to Orlando, FL.



Matthew Neighbors Ed. D.
Superintendent



FLORIDA

Ball High School Dance!

Wednesday, January 14th, 2026

- 4:00pm Arrive at George Bush Intercontinental Airport IAH
- 6:05pm Depart on United Airlines flight #2451
- 9:25pm Arrive in sunny Orlando, FL!
- 10:00pm Meet your Green Light tour manager
- 10:15pm Board motorcoach
- 10:45pm Check into Disney's Pop Century hotel

Thursday, January 15th, 2026

- Breakfast at the hotel
- Enjoy *Disney's Magic Kingdom*®
- Lunch within the park (dining card provided)
- Dinner within the park (dining card provided)
- See Happily Ever After Firework Spectacular

Friday, January 16th, 2026

- Breakfast at the hotel
- Enjoy *Disney's Hollywood Studios*®
- Lunch within the park (dining card provided)
- Dinner within the park (dining card provided)
- See *Fantasmic™* light, fire and water show
- Arrive back at the hotel

Saturday, January 17th, 2026

- Breakfast at the hotel
- Depart on private transportation
- Enjoy Universal Studios and Islands of Adventure (home to Harry Potter!)

- Lunch within the park (\$25 cash back)
- Dinner at Hard Rock Cafe
- Depart on private motorcoach
- Arrive back at the hotel

Sunday, January 18th, 2026

- Breakfast at the hotel
- 9:00am Board motorcoach
- 10:00am Watch the UDA competition (subject to availability)
- Lunch at the competition (\$25 cashback)
- Dinner at the competition (\$25 cashback)
- 11:00pm Arrive back at hotel

Monday, January 19th, 2026

- Breakfast at the hotel
- Enjoy a second day at Universal Studios and Islands of Adventure
- Lunch within the park (\$25 cash back)
- 1:00pm Depart for the Tampa airport
- 3:00pm Arrive at the Tampa airport (TPA)
- Grab dinner at the airport (\$25 cash back)
- 5:15pm Depart on United Airlines flight #1927
- 6:45pm Arrive at George Bush Intercontinental Airport IAH





FLORIDA

Ground package Includes

- Round trip flight (does not include luggage fees)
- Motorcoach transfers
- Access to Disney's complimentary buses
- Dedicated tour manager
- Five nights lodging
- Two-day Disney basic pass
- Two-day Universal two-park ticket
- Tickets to enjoy UDA
- Breakfast daily at the hotel
- Four @Disney dining cards (\$25 each)
- Meals at Universal Studios (\$25 each)
- Dinner at Hard Rock Cafe
- Lunch and Dinner at UDA (\$25 each)
- Two million dollar liability insurance policy
- Name badge with emergency phone numbers and mini itinerary
- Nighttime hotel security guard
- Standard trip delay protection
- Three complimentary director's packages: two at double and one at single
- Online registration and billing

| Minimum number of paying travelers: | 25 | 30 | 35 | 40 | 45 |
|-------------------------------------|---------|---------|---------|---------|---------|
| Quad | \$2,665 | \$2,528 | \$2,430 | \$2,357 | \$2,300 |
| Triple | \$2,746 | \$2,610 | \$2,512 | \$2,438 | \$2,381 |
| Double | \$2,910 | \$2,773 | \$2,675 | \$2,602 | \$2,545 |
| Single | \$3,400 | \$3,263 | \$3,165 | \$3,092 | \$3,035 |

Does Not Include

- Transportation to/from Houston airport
- Luggage fees





FLORIDA

