

PLEASE POST



SCHOOL DISTRICT OF SHOREWOOD
Shorewood, Wisconsin
August 27, 2024 AGENDA

SCHOOL BOARD MEETING
6:30 PM
Shorewood High School Library Media Center (LMC)
1701 East Capitol Drive
Shorewood, WI 53211

There will be a brief School Board meeting on Tuesday, August 27 at 6:30 pm, preceding the Annual Meeting. This meeting will be held in-person only, in the Shorewood High School Library Media Center. Community members are welcome to attend.

This meeting notice was posted on August 23, 2024.

I. 6:30 pm CALL TO ORDER

A. Adopt the Agenda (GC2)

B. Overarching Result for Shorewood School District (R1)

Our students are leaders who challenge themselves to grow and achieve academically, pursue their passions, navigate change, learn continuously and contribute to the common good.

II. 6:35 pm PUBLIC COMMENT #1 (GC3)

Initiate and maintain effective communication with the citizens and other important stakeholder groups as a means to engage them in the work of the Board and the District.

III. 6:40 pm SUPERINTENDENT'S CONSENT AGENDA

A. Approval of District Staffing Changes: Appointments, Resignations, Retirements and Leave of Absence Requests 2

B. Approval of Monthly Financials 3

IV. 6:45 pm BOARD BUSINESS AND POSSIBLE BOARD ACTION

A. Approval of Academic Standards for the 2024-2025 School Year 11

V. 6:50 pm BOARD CONSENT AGENDA (GC2)

A. Approval of Board Meeting Minutes 13

VI. 6:55 pm RECESS



**EXECUTIVE SUMMARY
FOR THE SHOREWOOD SCHOOL BOARD**

Topic: New Staff Appointments

Date: August 27, 2024

Prepared by: Carrie Wettstein

Recommended action:

- Information only
- Presentation/discussion
- Discussion/action by committee
- Discussion/action by Board of Education
- Presentation/action next meeting

Recommendation(s): Approval

Purpose: New Appointments

Background:

Rebecca Benedict will join the Lake Bluff Elementary School staff as Dean of Students. Ms. Benedict was previously with the Franklin Public Schools, serving as an Interim Principal, Instructional Technology Coach, and worked in other school districts as an elementary school teacher for 15 years.



**EXECUTIVE SUMMARY
FOR THE SHOREWOOD SCHOOL BOARD**

Topic: Monthly Financial Reports

Date: August 27, 2024

Prepared by: Heather Heaviland

Recommended action:

- Information only
- Presentation/discussion
- Discussion/action by board of education
- Presentation/action next meeting

Purpose: Financial reports are provided to the Board monthly to assist with monitoring of financial condition and compliance with the adopted budget.

June 2024 Statements

June 2024 financial statements reflect activities and financial changes for the 2023-2024 fiscal year. While some modifications will be made as we finalize our year-end closeout, no material changes are expected.

- Revenue and Expenses
 - Revenues for our operating funds (10/27) exceeded expectations by 3% (\$997,923). Better than expected interest earnings, unbudgeted fee revenue (primarily for school trips), and release of prior year liabilities.
 - Expenses for our operating funds (10/27) were 3.6% below expectations (\$1,071,161). Salaries and benefits, largely due to hiring delays and uncertainty in benefit expense, and purchased services comprised the largest portion of savings.
- Balance Sheet
 - The District increased our fund balance by an expected \$5,584,301.

Additional details are provided in the attached documents, which include a new, consolidated format for the financial statement dashboards: "Financial Dashboard (2024-05)." Please note that the narrative text in this document is auto-generated by our software. While it is reviewed

for accuracy of information, we are unable to modify it and in places revenue and expense names are truncated and may appear as typos.

July Statements

July 2024 financial statements reflect activities and financial changes for the first month of the fiscal year.

- Revenue and Expenses
 - Revenues and expenses are in line with expectations.
- Balance Sheet
 - Changes to the balance sheet are in line with expectations.

Attachments:

- Financial Dashboard 2024-06
- Budget to Actual Report for FY24 (unaudited)
- Cash Receipts 2024-06
- Budget Status 2024-06
- Check Register 2024-06
- Balance Sheet 2024-06
- Cash Receipts 2024-07
- Budget Status 2024-07
- Check Register 2024-07
- Balance Sheet 2024-07

Additional Information

Understanding Account Numbers: Account numbers are shown on several of the monthly reports. A complete description of account codes and how they are used can be obtained from the Business Office or Department of Public Instruction / School Financial Services website. The following is provided to assist with reading the provided monthly reports.

Fund - the 1st two digits are a designation of an accounting entity. The accounting entity is assigned by the DPI to ensure compliance with various statutory requirements related to the type of financial transactions reported. The common funds are:

- | | |
|----|--|
| 10 | General Fund is for recording any transaction not required to be recorded in another fund. This fund accounts for about 75% of total financial transactions. |
| 21 | Special Revenue Trust Fund is used to record transactions financed with non-governmental donations or other receipts designated for a specific educational purpose. Examples include support from PTO's, booster clubs, SEED and so forth. |

- 27 The Special Education Fund is considered a sub-fund to the General Fund and is used to segregate financial transactions related to extraordinary costs for meeting the needs of students identified as requiring an Individualized Education Plan.
- 38 & 39 These funds are used to record property taxes levied for the purpose of repayment of long-term debt and the corresponding transactions for the principal and interest payments.
- 41 & 49 Capital Projects funds track revenue specifically raised to pay the costs of a capital project and the expenses thereof. Revenues are typically a segregated property tax levy or borrowed amounts.
- 50 The fund is used to segregate financial transactions related to operating the school food service program. A deficit, if any, in this fund is covered with a transfer from the General Fund.
- 80 Financial transactions related to operating the Fitness Center , Recreation Programs or other community oriented activities are recorded in the Community Services Fund.

Type - accounts codes have the following account types:

- | | |
|---|-----------|
| A | Asset |
| L | Liability |
| Q | Equity |
| E | Expense |
| R | Revenue |

District
Shorewood School District

Monthly
Financial Report

Fiscal Year 2024 Revenue and Expenditure Activity Through December June

FISCAL YEAR 2024 REVENUE AND EXPENDITURE SUMMARY THROUGH JUNE

1. CURRENT YEAR-TO-DATE ACTUALS COMPARED TO THE PREVIOUS YEAR

COMPARED TO THE SAME PERIOD, TOTAL REVENUES ARE

\$3,816,265

HIGHER THAN THE PREVIOUS YEAR

COMPARED TO THE SAME PERIOD, TOTAL EXPENDITURES ARE

\$351,426

HIGHER THAN THE PREVIOUS YEAR

COMPARED TO THE SAME PERIOD, THE FUND BALANCE IS

\$5,008,868

HIGHER THAN THE PREVIOUS YEAR

2. CURRENT YEAR-TO-DATE ACTUALS COMPARED TO THE BUDGET

CURRENT YEAR-TO-DATE REVENUE COLLECTIONS ARE TRENDING

\$567,762

HIGHER THAN THE BUDGET

CURRENT YEAR-TO-DATE EXPENDITURES ARE TRENDING

\$867,645

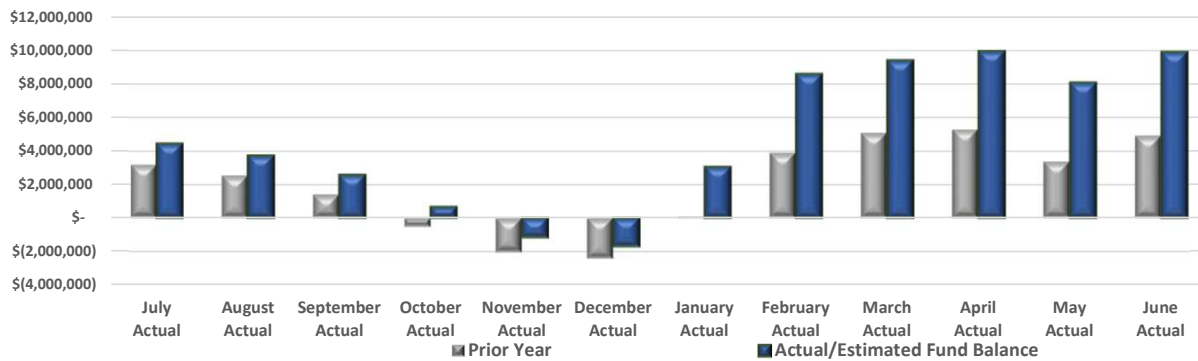
LOWER THAN THE BUDGET

POTENTIAL NET IMPACT WOULD RESULT IN A

\$1,435,407

HIGHER FUND BALANCE THAN ORIGINAL ESTIMATES

3. FUND BALANCE COMPARISON



JUNE 30 2023 ENDING FUND BALANCE

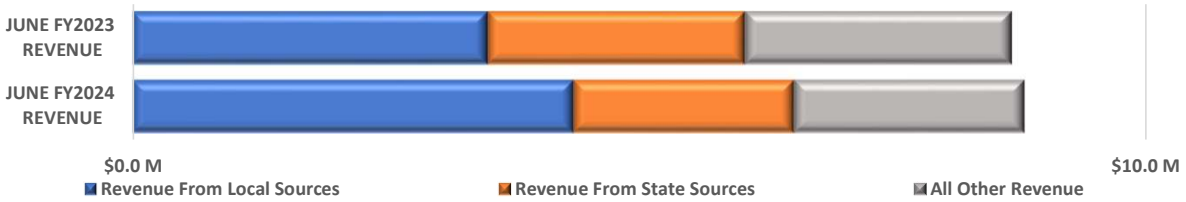
\$4,903,837

ESTIMATED 2024 YEAR END FUND BALANCE

\$9,912,705

FISCAL YEAR 2024 MONTHLY REVENUE SUMMARY - JUNE

1. JUNE MONTH END REVENUE OVERVIEW (MTD)



	Current Year MTD Amount	Prior Year MTD Amount	Actual Compared to Last Year
Revenue From Local Sources	4,348,260	3,503,847	844,413
Revenue From State Sources	2,175,844	2,538,586	(362,742)
All Other Revenue	2,274,878	2,631,753	(356,874)
Total Revenue	8,798,982	8,674,186	124,796

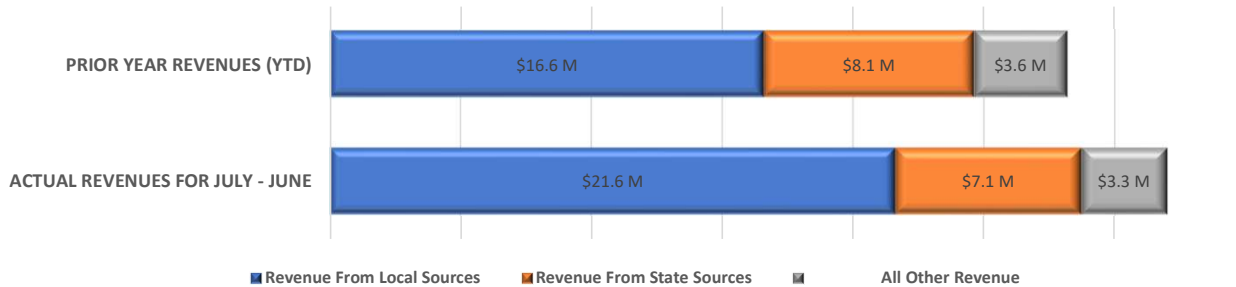
ACTUAL REVENUE FOR THE MONTH WAS UP

\$124,796

COMPARED TO LAST YEAR.

Overall total revenue for June is up 1.4% (\$124,796). The largest change in this June's revenue collected compared to June of FY2023 is higher taxes (\$874,752) and lower federal special projects aid transited through (-\$551,149).

2. YEAR TO DATE REVENUE OVERVIEW (YTD)



	Current Year YTD For July - June	Prior Year YTD For July - June	Actual Compared to Last Year
Revenue From Local Sources	21,616,976	16,586,104	5,030,872
Revenue From State Sources	7,131,419	8,050,764	(919,345)
All Other Revenue	3,264,677	3,559,939	(295,262)
Total Revenue	32,013,071	28,196,807	3,816,265

COMPARED TO THE SAME PERIOD, TOTAL REVENUES ARE

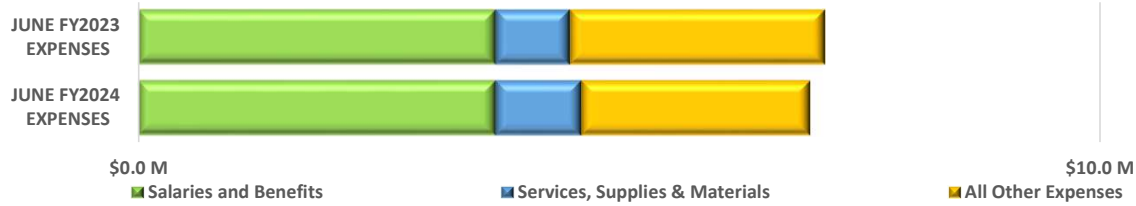
\$3,816,265

HIGHER THAN THE PREVIOUS YEAR

Fiscal year-to-date General Fund revenue collected totaled \$32,013,071 through June, which is \$3,875,092 or 13.5% higher than the amount collected last year. The largest difference in revenue when comparing current year-to-date revenue collected through June to the same period last year is taxes revenue coming in \$4,985,942 higher compared to the previous year, followed by state aid - general coming in -\$867,336 lower.

FISCAL YEAR 2024 MONTHLY EXPENDITURE SUMMARY - JUNE

3. JUNE MONTH END EXPENDITURE OVERVIEW (MTD)



	Current Year MTD Amount	Prior Year MTD Amount	Actual Compared to Last Year
Salaries and Benefits	3,710,041	3,710,713	▶ (672)
Services, Supplies & Materials	890,048	771,302	▶ 118,746
All Other Expenses	2,377,232	2,650,384	▶ (273,153)
Total Expenditures	6,977,321	7,132,400	▶ (155,079)

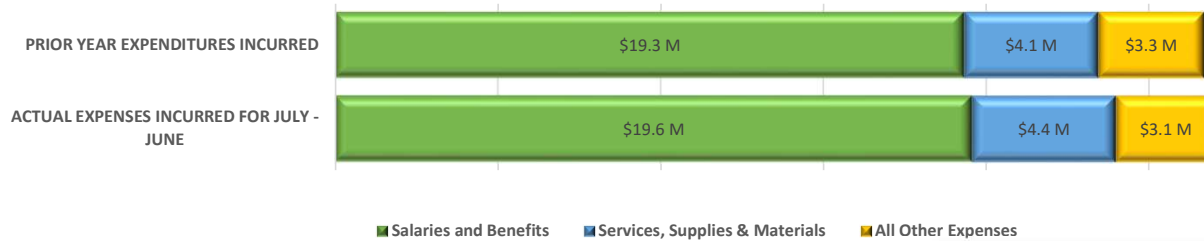
ACTUAL EXPENSES FOR THE
MONTH WAS DOWN

\$155,079

COMPARED TO LAST YEAR.

Overall total expenses for June are down -2.2% (-\$410,239). The largest change in this June's expenses compared to June of FY2023 is higher retirement (\$92,160), lower salaries (-\$51,223) and higher personal services (\$40,812).

4. YEAR TO DATE EXPENSE OVERVIEW (YTD)



	Actual Expenses For July - June	Prior Year Expenditures Incurred	Actual Compared to Last Year
Salaries and Benefits	19,566,472	19,326,561	▶ 239,912
Services, Supplies & Materials	4,421,982	4,119,713	▶ 302,269
All Other Expenses	3,074,576	3,265,331	▶ (190,755)
Total Expenditures	27,063,030	26,711,605	▶ 351,426

COMPARED TO THE SAME
PERIOD, TOTAL EXPENDITURES
ARE

\$351,426

HIGHER THAN THE PREVIOUS
YEAR

Fiscal year-to-date General Fund expenses totaled \$27,063,030 through June, which is \$96,266 or 1.3% higher than the amount expended last year. The largest difference in expenditures when comparing current year-to-date expenditures through June to the same period last year is that non-capital technology costs are -\$170,163 lower compared to the previous year, followed by permanent full time coming in \$132,073 higher and property services coming in \$124,600 higher.

PROJECTED FISCAL YEAR 2024 REVENUE AND EXPENDITURE SUMMARY

5. PROJECTED YEAR END REVENUE RESULTS COMPARED TO THE BUDGET

CURRENT YEAR-TO-DATE REVENUE COLLECTIONS ARE TRENDING
\$567,762
HIGHER THAN THE BUDGET

	Budgeted Annual Revenues	Actual/Estimated Calculated Annual Amount	Variance Favorable/(Unfavorable)
Revenue From Local Sources	21,009,659	21,616,976	607,316
Revenue From State Sources	7,031,854	7,131,419	99,565
All Other Revenue	3,403,796	3,264,677	(139,119)
Total Revenue	31,445,309	32,013,071	567,762

The top two categories (federal special projects aid transited through and earnings on investments), represents 15.6% of the variance between current revenue estimates and the budget.

Top Budget vs. Actual/Estimated Amounts

Variance Based on Actual/Estimated Annual Amount	Expected Over/(Under) Budget
FEDERAL SPECIAL PROJECTS AID TRANSITED THROUGH	(374,931)
EARNINGS ON INVESTMENTS	286,152
OTHER REVENUE FROM LOCAL SOURCES	262,748
REFUND OF DISBURSEMENT	124,440
All Other Revenue Categories	328,180
Total Revenue	626,589

6. PROJECTED YEAR END EXPENDITURE RESULTS COMPARED TO THE BUDGET

CURRENT YEAR-TO-DATE EXPENDITURES ARE TRENDING
\$867,645
LOWER THAN THE BUDGET

	Budgeted Annual Expenses	Actual/Estimated Calculated Annual Amount	Budget compared to Actual/Estimated
Salaries and Benefits	20,090,583	19,566,472	(524,111)
Services, Supplies & Materials	4,482,883	4,421,982	(60,901)
All Other Expenses	3,357,209	3,074,576	(282,633)
Total Expenditures	27,930,675	27,063,030	(867,645)

The top two categories (special projects and), represents 35.1% of the variance between current expense estimates and the budget.

Top Budget vs. Actual/Estimated Amounts

Variance Based on Actual/Estimated Annual Amount	Expected Over/(Under) Budget
SPECIAL PROJECTS	(304,200)
HEALTH INSURANCE	(271,886)
PERSONAL SERVICES	(145,718)
All Other Expense Categories	(450,041)
Total Expenses	(1,171,845)



EXECUTIVE SUMMARY FOR THE SHOREWOOD SCHOOL BOARD

Topic: 2024-2025 Student Academic Standards

Date: August 27, 2024

Prepared by: Michael Joynt, Director of Teaching and Learning

Board Policy Reference:

- OE 9.2 Base instruction on District academic standards that meet or exceed state and/or nationally-recognized model standards.
- OE 9.3 Align curriculum with adopted standards.

Recommended action:

- Information only
- Presentation/discussion
- Discussion/action by committee
- Discussion/action by board of education
- Presentation/action next meeting

Purpose: School Boards are required by section 120.12(13) of the state statutes to notify the parents/guardians of students enrolled in the school district of the student academic standards that will be in effect for the school year. Also, the School Board must annually include an item on the agenda that clearly identifies the student academic standards adopted by the Board under section 118.30 (1g)(a)1 of the state statutes that will be in effect for the school year.

Background:

The Shorewood School District aligns with [Wisconsin Academic Standards](#) which specify what students should know and be able to do. The standards are essential in ensuring schools offer opportunities for students to understand the knowledge and skills necessary for success beyond the classroom.

The District's three-year curriculum evaluation and improvement cycle includes:

- a review of standards that apply to the content area being examined and a review of curricular resources to ensure alignment to these standards (Year One);
- a curriculum mapping process (Years One and Two) that ensures alignment of resources and assessments to standards;

- the creation of an implementation plan, including needed professional development (Year Two); and
- after implementing the curriculum, an evaluation of outcomes and student results (Year Three).

This [Updated Curriculum Evaluation Cycle](#) reflects the work that will be done during the 2024-25 school year. Highlights include:

- The implementation of *EL Education Language Arts* curriculum in grades 5K-8. This will provide a consistent and enriching experience in reading, writing, speaking, and listening across our elementary schools and the Intermediate School. The curriculum is based on the latest research in the science of reading and development and aligns with Wisconsin’s Act 20 requirements, ensuring that every learner receives the support needed to develop strong literacy skills.
- Elementary and SHS staff will continue implementing updated Social Studies courses aligned with the [Wisconsin Standards for Social Studies](#):
 - In the 3rd grade, students will begin a three-year study of Wisconsin and the United States including geography, map skills, and the study of events from First People to the start of the French and Indian War; we will be working with 4th grade teachers to update the curriculum for the 2025-26 school year;
 - In 9th grade, American Society will build off of the updated 8th grade US History course with a study of social, cultural, political, and economic aspects of the United States from the 1980s through today; and
 - SHS students enrolled in Financial Literacy will have the opportunity to earn college credit by enrolling in the UWM Econ 110 Dual Credit Option which further explores the economics and development of personal financial management.
- 4K students will experience a new comprehensive curriculum designed to meet the needs of diverse learners. The curriculum includes hands-on exploration of integrated literacy, math, science, social studies, social-emotional, and STEAM topics in alignment with [Wisconsin’s Early Learning Standards](#).
- 6th-12th grade staff will be in Year 1 of evaluating our math curriculum to create a program that “levels up” expectations to ensure all students view themselves as capable of participating in and achieving mathematics at the highest levels, in alignment with [Wisconsin’s Instructional Practice Guide for Equitable Teaching and Learning in Mathematics](#), by creating a pathway to 8th grade Algebra for all students.
- We will be in Year 2 of evaluating and updating our Human Growth and Development curriculum. The team will be using DPI’s [Human Growth and Development Resource Guide to Assist School Districts in Policy and Program Development and Implementation](#) along with input from students and the community to develop programs that reflect the values of the community and are responsive to the needs of students.



SCHOOL DISTRICT OF SHOREWOOD
Board Meeting Minutes
Shorewood High School Library Media Center
July 9, 2024

Board Member Participation: Emily Berry, President
Becky Freer, Vice President
Nathan Hammons, Treasurer
Ellen Eckman, Member at Large

District Administrator Participation: Laurie Burgos, Superintendent
Heather Heaviland, Director of Business Services
Mike Joynt, Director of Teaching and Learning

I. 7:00 pm CALL TO ORDER

Motion to Adopt the Agenda

MOVED by Ellen Eckman and SECONDED by Nathan Hammons AYE: 4 NAY: 0

II. 7:01 pm PUBLIC COMMENT #1

Julie Wernke 4452 North Ardmore

III. 7:09 pm SUPERINTENDENT'S REPORT

IV. 7:20 pm SUPERINTENDENT'S CONSENT AGENDA

Approval of District Staffing Changes: Resignations, Retirements, Appointments and Leave of
Absence Requests: Cross and Weidner Appointments

MOVED by Nathan Hammons and SECONDED by Ellen Eckman AYE: 4 NAY: 0

V. 7:21 pm BOARD BUSINESS AND POSSIBLE BOARD ACTION

A. Approval of R2 (Student Results) Student Achievement & Growth Monitoring Document as
Making Progress with Exceptions

MOVED by Ellen Eckman and SECONDED by Becky Freer AYE: 4 NAY: 0

B. Appointment of Board Governance Officer

Nomination of Nathan Hammonds by Emily Berry and SECONDED by Becky Freer
AYE: 4 NAY: 0

C. Review of Board Annual Work Plan

VI. 8:34 pm BOARD CONSENT AGENDA

A. Approval of Board Meeting Minutes

June 25, 2024 Regular Board Meeting

MOVED by Becky Freer and SECONDED by Ellen Eckman AYE: 4 NAY: 0

VII. 8:35 pm PUBLIC COMMENT #2

Julie Wernke

4452 North Ardmore

VIII. 8:45 pm BOARD MEMBER REPORTS - no report

IX. 8:46 pm REVIEW OF 'TO DO' ITEMS

Revisions to R2 Monitoring Document, Board Workshop on Extracurricular Activities and Visioning and Strategic Planning, Board Workshop on Self-funded Health Insurance

X. 8:48 pm FUTURE AGENDA ITEMS

Meeting time and schedule for August 13 Board Meeting

XI. 8:49 pm RECESS AND DEBRIEF



SCHOOL DISTRICT OF SHOREWOOD
Board Meeting Minutes
Shorewood High School Library Media Center
August 13, 2024

Board Member Participation: Emily Berry, President
Becky Freer, Vice President
Abby Fowler, Clerk
Ellen Eckman, Member at Large

District Administrator Participation: Laurie Burgos, Superintendent

I. 5:30 pm CALL TO ORDER

Motion to Adopt the Agenda

MOVED by Ellen Eckman and SECONDED by Becky Freer AYE: 4 NAY: 0

II. 5:31 pm PUBLIC COMMENT #1 - No Comments

III. 5:32 pm SUPERINTENDENT'S CONSENT AGENDA

Motion to Move Item III. B. (Wisconsin Investment Series Cooperative) to Board Business for Discussion

MOVED BY Becky Freer and SECONDED by Ellen Eckman AYE: 4 NAY: 0

A. Approval of District Staffing Changes: Resignations, Retirements, Appointments and Leave of Absence Requests: Appointments: Demeny, French, Strebig, Wozniak and Zwicke

MOVED by Becky Freer and SECONDED by Ellen Eckman AYE: 4 NAY: 0

IV. 5:35 pm BOARD BUSINESS AND POSSIBLE BOARD ACTION

A. Approval of A Resolution Authorizing Entry into an Intergovernmental Cooperation Agreement Relating to the "Wisconsin Investment Series Cooperative" Authorizing Participation in the Investment Programs of the Fund

MOVED by Ellen Eckman and SECONDED by Becky Freer AYE: 4 NAY: 0

V. 5:47 pm PUBLIC COMMENT #2

David Farin, Recreation Staff Member

2234 North Oakland Avenue

VI. 5:58 pm Review of 'TO DO' ITEMS and FUTURE AGENDA ITEMS

Board Agenda Review Meeting Schedule, Student Board Representatives orientation

XI. 6:00 pm RECESS AND DEBRIEF