Regular Board Meeting
Monday, September 9, 2024 7:00 PM

Washington Community High School - Library

Agenda

1. CALL TO ORDER - President Chris Kopinski
2. ROLL CALL
3. PLEDGE OF ALLEGIANCE - WCHS Student Council
4. PUBLIC HEARING AND OVERVIEW OF FY 2025 BUDGET
5. PUBLIC HEARING - e-Learning Plan
6. VISITORS AND CORRESPONDENCE
7. REPORTS
   - 7.1. Deans' Report
   - 7.2. Enrollment Report
   - 7.3. Sixth Day Enrollment Report - Dr. Freeman
   - 7.4. Principal's Report
   - 7.5. Administrator for Instructional Data and Research's Report
   - 7.6. Financial Report
   - 7.7. Board Committee Reports
8. DISCUSSION AND INFORMATIONAL ITEMS
   - 8.1. Pride of the Panther Award Recipient
   - 8.2. FOIA - Peoria Standard
   - 8.3. FOIA - Peoria Standard
   - 8.4. FOIA - Peoria Standard
   - 8.5. FOIA - Peoria Standard
   - 8.6. Other
9. CONSENT AGENDA
   - 9.1. Minutes
     - 9.1.1. Regular Board Meeting Minutes - August 12, 2024
     - 9.1.2. Facilities Committee Meeting Minutes - August 19, 2024
     - 9.1.3. Finance Committee Meeting Minutes - August 26, 2024
   - 9.2. Reimbursement for Professional Growth
   - 9.3. Bills
   - 9.4. Contract with Bradley University for Graduation on May 18, 2025
   - 9.5. Out of District Volunteers
10. ACTION ITEMS
    - 10.1. Personnel
      - 10.1.1. Leave of Absence Request
        - 10.1.1.a. Approve Leave of Absence Request - Paige Kilgus, Math Teacher
      - 10.1.2. Certified Employment
        - 10.1.2.a. Approve Employment of Beth Cassulo, Long term Substitute - Math
      - 10.1.3. Non-Certified Employment
        - 10.1.3.a. Approve Employment of Elyse Anfinson, Part-time Instructional Aide

10.1.3.b. Approve Employment of Kennedy Lindsey, Instructional Aide
10.1.3.c. Approve Employment of Shelia Lee, Substitute Food Service Worker
10.1.3.d. Approve Employment of Benjamin Milligan, Substitute Bus Driver
10.1.3.e. Approve Employment of Carrie Widmer, Substitute Food Service Worker
10.1.4. Extracurricular Employment
10.1.4.a. Approve Employment of Dennis Cassulo, Assistant Softball Coach
10.1.4.b. Approve Employment of James Frye, Auto Club Sponsor
10.1.5. Retirement
10.1.5.a. Approve Notice of Intent to Retire from Diana Kupfer, Food Service Worker
10.2. Approve Bonfire at Community Night
10.3. Approve Employment for WCHS Co-Op positions
10.4. Adoption of the FY 2025 Budget
10.5. Approve Architect for the Prioritized Facility Projects
10.6. Approve Engineer for the Prioritized Facility Projects
10.7. Approve Bernardi & Associates for the Prioritized Facility Projects
10.8. Approve Superintendent to Conduct Interviews and Engage a Construction Manager for the Prioritized Facility Projects

11. EXECUTIVE SESSION
11.1. 5 ILCS 120 (c) (1) - The appointment, employment, compensation, discipline, performance, or dismissal of specific employees of the District or legal counsel for the District, including hearing testimony on a complaint lodged against an employee or against legal counsel for the District to determine its validity.

12. ACTION FOLLOWING EXECUTIVE SESSION
12.1. Action on continued employment of Dr. Beverlin, Assistant Superintendent

13. ADJOURNMENT

The next regular meeting is scheduled for October 15, 2024.

FY 24 BUDGET PUBLIC HEARING

We are required by law to hold a public hearing to adopt our 2024-2025 budget. Dr. Beverlin will make a brief presentation to review the budget prior to receiving public comments.

Motion:
Call the FY 25 Budget Public Hearing to Order

<u>Procedure:</u>

Dr. Beverlin:

1. On June 10th, 2024 the Board of Education approved the 2024-2025 Tentative Budget.
2. The Finance Committee met in June and July to review the FY 25 Budget and adjustments made since approval of the Tentative Budget.
3. A Legal Notice for the Public Budget Hearing was published in a local newspaper in compliance with Section 122.17.1 of the School Code of Illinois. The Budget has been available for public inspection since August 7th, 2024.
    a. The Public Hearing is set to be held September 9, 2024 at 7:00 PM
4. In August, the FY 25 District 308 Budget was presented to the whole Board.

Board President:

1. The President of the Board of Education shall ask if there is anyone present who wishes to comment on the proposed budget for 2024-2025. Comments shall be recorded by the secretary. In accordance with Board Policy 2:230, speakers are to give their name and address (address is optional) and be limited to five minutes.
2. After comments have been received, the Board of Education will close the public hearing.

LEGAL NOTICE

NOTICE OF PUBLIC BUDGET HEARING

Washington Community High School District No. 308, Tazewell County, Illinois, will hold a public budget hearing to receive input on its 2024-2025 Budget. This hearing will be held on the 9th day of September,2024, at 7:00 p.m. at the Washington Community High School, 115 Bondurant Street, Washington, IL. Copies of the Budget will be available to the public on August 8th, 2024, in the District Office. This notice is given in accordance with Section 17-1 of the School Code. By the order of the Board of Education of Washington Community High School District No. 308, Tazewell County, Illinois.

WASHINGTON COMMUNITY HIGH SCHOOL

Home of Panther Pride, where high academic expectations and striving for success have long been a tradition.

2024-25 BUDGET HEARING

Dr. Karen Beverlin

September 9, 2024

Overview

- Budget timeline
- FY 25 Budget-Key Points
  - Education Fund
  - O&M Fund
  - Transportation
  - Working Cash
- Comparison with Previous Budget
- Questions

January

Business office starts a draft budget for the upcoming school year.

Finance Committee Meeting

Mid-February

Department Chair meeting issues budget binders. Departments will typically have 4 weeks to put together their budgets.

End of March

Department budgets are due to the Business Office.

April - May

Revisions to the Draft Budget and establishment of a Tentative Budget.

End of April

All FY purchases must be completed and turned in to the business office to be included in the May BoE meeting bills.

May

Finance Committee will review the Tentative Budget and make recommendation to the BoE for approval in June.

June – September

Adjustments to the Tentative Budget

June – July

Financial audit.

June

Finance Committee will review the Tentative Budget and make recommendation to the BoE for approval in June.

September

By law the Board of Education must publicly adopt their FY Budget by September 30.

October

Auditor presents the previous fiscal year audit to the BoE and the board publicly approves its financial audit.

November

The Administration prepares district financial projections and presents it to the BoE.

The board adopts a resolution estimating the upcoming levy and fiscal year expenditures.

December

The Board of Education must adopt its annual tax levy and file a Certificate of Tax Levy with the county clerk no later than the 4th Tuesday in December.

Budget Timeline

Tax Rate History

School Year	Tax Rate
2014-15	2.49453
2015-16	2.65882
2016-17	2.64074
2017-18	2.64818
2018-19	2.72035
2019-20	2.81620
2020-21	2.89141
2021-22	2.95462
2022-23	2.98690
2023-24	3.04645
2024-25	2.96500

EAV Rate History

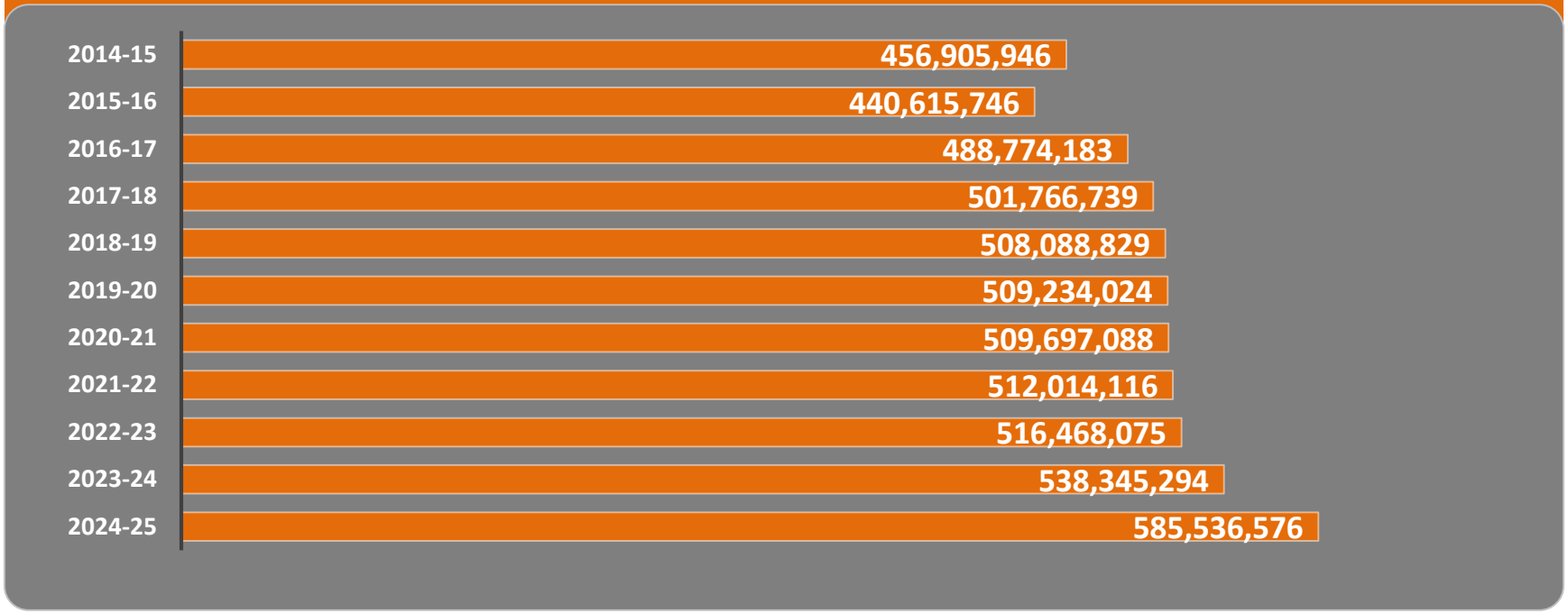

Key Budget Points (FY 24 to FY 25)

Revenue

- Depleted Federal ESSER Funds Revenue
- Reduction in CPPRT by 33%
- $1.1 million in new EBF Tier Funding
- State and federal funding budgeted at FY 25 allocation levels

Key Budget Points (FY 24 to FY 25)

Expenditures

- Township Services Changes
  - Addition of 1.0 FTE Social Worker
- Addition of 24-hour IT monitoring services
- Certified Staff Salary increases of 4.15%
- Non-Certified Staff Salary in increase of 5.0%
- Decrease of 1 FTE Science Teacher
- Addition of Part-Time Athletic Coordinator
- Health Insurance Premium Increases
- Movement of 1 FTE Maintenance Director and .35 FTE of Asst. Superintendent Salary and Benefits From Ed Fund to O&M Fund 20.
- Movement of 50% of the General Maintenance Staff salary and benefits to Fund 20
- Only one (1) payment for ATS bus acquisition
- Increase in bus lease
- A portion of new EBF tier funds placed into capital projects

Education Fund - Compared to FY 24 Actuals

Local Revenue

$650,016

State - Revenue

$132,677

Federal Revenue

$-210,082

Expenditures

$2,760,246

Significant Changes from FY 24

- Increase in EBF to FY 25 Amount
- Increased revenue and expenses from WTSEC due to additional staff
- Salaries increased for CBA
- Increase of health insurance premiums
- Partial movement of O&M Costs to Fund 20
- Addition of IT 24 hour monitoring service

Education Fund – Health Insurance

Insurance Premiums Increase for FY 25

- Funded to 75% of maximum claims.
- Monthly Premiums are as follows with the 90/10 split
- Increased annual cost to the district for FY 25 is $967,765.58
- The Finance Committee agreed to do partial movement of salaries and benefits of the Maintenance staff is being made from the Ed Fund to the O&M Fund to cover these costs.
  - This move will result in a lower contingency and designated funds set aside in the O&M Fund for FY 25.
- As of June 30, 2024, the health insurance trust balances was 833,042.00

Operations and Maintenance Fund

Revenue

$-185,336

(as to FY24 actuals)

Expenditure

$-1,129,391

(as to FY24 actuals)

Significant Changes from FY 24

Revenue

- CPPRT Decreased by 33%
- Tax levy revenue increased

Expenditures

- Partial movement of O&M salary and benefits moved from Ed Fund
- Contingency decreased
- Designated Funds decreased
- Increased utilities and materials for inflation
- HVAC project completed
- Summer project costs decreased

Transportation Fund

Revenue

$54,952

(as to FY 24 Actuals)

Expense

$198,869

(as to FY 24 Actuals)

Significant Changes from Previous Year

Revenue

- Tax Levy Increase
- Maintain FY 24 EBF revenue

Expenditures

- Increased school bus lease
- Only one (1) payment for ATS bus acquisition
-

Working Cash Fund

Revenue (Levy)

$45,198
(as to FY 24 Levy)

Transfers for Projects/Abatements

FY 12	$350,000
FY 13	$1,000,000
FY 14	$280,000
FY 16	$250,000
FY 19	$2,500,000 to Capital Projects *
FY 20	$1,080,000 to Capital Projects
FY 23	$2,113,000 to Capital Projects

Other Items

“On Behalf”

$4,505,389
(GASB68 FY 24)

This number represents the contribution the State of Illinois makes to the TRS pension system on behalf of the teachers and certified administrators in our district. It is neither received nor spent by the district, but must be budgeted for and must be recorded in your audited financial statements.

Summary Revenue Comparison FY 24 to FY 25				
	FY 24 Budget	FY 25 Budget	Change FY 24 to FY 25 (Budget)	% Change
Education Fund	19,456,555	20,680,125	1,223,570	6.29%
O&M	2,958,572	2,928,786	(29,786)	-1.01%
Debt Services	1,624,904	1,638,729	13,826	0.85%
Transportation	1,356,658	1,546,095	189,437	13.96%
IMRF/FICA	536,527	555,945	19,418	3.62%
Capital Projects	500	900,000	899,500	
Working Cash	275,605	320,803	45,198	16.40%
Tort	88,319	94,444	6,124	6.93%
HLS	25,187	61	(25,126)	-99.76%

Summary Expenditure Comparison FY 24 to FY 25				
	FY 24 Budget	FY 25 Budget	Change FY 24 to FY 25 (Budget)	% Change
Education Fund	19,129,168	20,680,125	1,550,957.33	8.11%
O&M	5,069,842	2,928,786	(2,141,055.70)	-42.23%
Debt Services	1,610,686	1,619,947	9,261.00	0.57%
Transportation	1,496,573	1,546,095	49,522.01	3.31%
IMRF/FICA	536,527	555,944	19,417.46	3.62%
Capital Projects	517,014	900,000	382,986.00	74.08%
Working Cash	-	-	-	
Tort	88,320	94,444	6,124.41	6.93%
HLS	275,600	-	(275,600.00)	-100.00%

Fund Balance Comparisons FY 24 to FY 25

	Fund 10	Fund 20	Fund 30	Fund 40	Fund 50	Fund 60	Fund 70	Fund 80	Fund 90
	Education	O&M	Debt Services	Transport	IMRF/FICA	Capital Projects	Working Cash	Tort	HLS
FY 25 Beginning Fund Balance	7,402,807	6,941,793	122,173	852,760	190,103	0	1,667,422	72,132	2,275
Revenue	20,680,125	2,928,786	1,638,729	1,546,095	555,945	900,000	320,803	94,445	61
Expenditures	-20,680,125	-2,928,786	-1,619,947	-1,546,095	-555,944	-900,000	-	-94,444	0
FY 25 Ending Fund Balance	7,402,807	6,941,794	140,955	852,760	190,103	0	1,988,225	72,132	2,336
Months in Reserves	4.30	28.44	1.04	6.62	4.10	0.00		0.00	0.00

Balanced Budget

Operating Funds Historical Balances (10,20,40,70)		
Year	**Ending Operating Funds Balance**	**Months in Reserves**
2014-15	8,874,106.00	7.50
2015-16	9,261,794.00	8.03
2016-17	9,938,524.00	7.14
2017-18	14,674,470.00	10.09
2018-19	11,321,696.00	7.76
2019-20	9,260,449.00	5.71
2020-21	10,033,969.00	6.96
2021-22	14,499,886.00	9.28
2022-23	15,135,751.00	9.65
2023-24	16,864,782.00	8.82
2024-25 Budget	17,185,586.00	8.20

Questions

District Type:
[x] School District
[ ] Joint Agreement

Accounting Basis:
[X] Cash
[ ] Accrual

ILLINOIS STATE BOARD OF EDUCATION
School Business Services Division

SCHOOL DISTRICT/JOINT AGREEMENT BUDGET FORM *
July 1, 2024 - June 30, 2025

Balanced budget; no Deficit Reduction Plan is required.

Is this an amended budget? No

Date of Amended Budget: _____ *(MM/DD/YY)*

District Name: **Washington CHSD 308**

District RCDT No: **53090308016**

If your FY2024 AFR states that you need to do a deficit reduction plan and your FY2025 budget is balanced, please state the measures you took to have your budget become balanced. (Bckgrnd-Assumpt 25-26)

Budget of Washington CHSD 308 *, County of* Tazewell *,*
State of Illinois, for the Fiscal Year beginning July 1, 2024 *and ending* June 30, 2025 *.*

WHEREAS the Board of Education of Washington CHSD 308 *,*
County of Tazewell *, State of Illinois, caused to be prepared in tentative form a budget, and the Secretary of this Board has made the same conveniently available to public inspection for at least thirty days prior to final action thereon;*

AND WHEREAS a public hearing was held as to such budget on the 9 *day of* September *, 20* 24 *,*
notice of said hearing was given at least thirty days prior thereto as required by law, and all other legal requirements have been complied with;

NOW, THEREFORE, Be it resolved by the Board of Education of said district as follows:

Section 1: That the fiscal year of this school district be and the same hereby is fixed and declared to be
beginning July 1, 2024 *and ending* June 30, 2025 *.*

Section 2: That the following budget containing an estimate of amounts available in each Fund, separately, and expenditures from each be and the same is hereby adopted as the budget of this school district for said fiscal year.

ADOPTION OF BUDGET

The budget shall be approved and signed below by members of the School Board. Adopted this 9 *day of* September *, 20* 24
by a roll call vote of _____ *Yeas, and* _____ *Nays, to wit:*

** MEMBERS VOTING YEA:	** MEMBERS VOTING NAY:

* Based on the 23 Illinois Administrative Code-Part 100 and inconformity with Section 17-1 of the School Code.

** Type in the members who voted "YEA" nor "NAY". Actual school board member signatures are not required for electronic submission.

(1) A certified copy of this document must be filed with the county clerk within 30 days of adoption as required by Section 18-50 of the Property Tax Code (35 ILCS 200/18-50).

(2) Districts are required to submit the adopted/amended budget electronically to ISBE within 30 days of adoption or by October 30, whichever comes first. Budgets are submitted through IWAS: https://apps.isbe.net/iwas/asp/login.asp?js=true
Please type the member signatures before submitting to ISBE. We do not accept PDF copies.

	A	B	C	D	E	F	G	H	I	J	K	L
1	*Begin entering data on EstRev 6-11 and EstExp 12-20 tabs.*	Acct #	(10) Educational	(20) Operations & Maintenance	(30) Debt Service	(40) Transportation	(50) Municipal Retirement/ Social Security	(60) Capital Projects	(70) Working Cash	(80) Tort	(90) Fire Prevention & Safety	
2	Description: Enter Whole Numbers Only											
3	ESTIMATED BEGINNING FUND BALANCE (without Student Activity Funds)1 as of July 1, 2024		0	0	0	0	0	0	0	0	0	
4	RECEIPTS/REVENUES (without Student Activity Funds)											
5	LOCAL SOURCES	1000	13,496,701	2,878,786	1,638,729	2,501,811	528,390	0	320,803	94,444	61	
6	FLOW-THROUGH RECEIPTS/REVENUES FROM ONE DISTRICT TO ANOTHER DISTRICT	2000	69,316	0		0	0					
7	STATE SOURCES	3000	6,298,138	50,000	0	721,000	0	900,000	0	0	0	
8	FEDERAL SOURCES	4000	815,970	0	0	0	27,555	0	0	0	0	
9	Total Direct Receipts/Revenues [8]		20,680,125	2,928,786	1,638,729	3,222,811	555,945	900,000	320,803	94,444	61	
10	Receipts/Revenues for "On Behalf" Payments [2]	3998	4,505,389	0	0	0	0	0		0	0	
11	Total Receipts/Revenues		25,185,514	2,928,786	1,638,729	3,222,811	555,945	900,000	320,803	94,444	61	
12	DISBURSEMENTS/EXPENDITURES (without Student Activity Funds)											
13	INSTRUCTION	1000	13,751,944				269,357			0		
14	SUPPORT SERVICES	2000	6,193,849	2,653,786		3,197,811	286,588	900,000		94,444	0	
15	COMMUNITY SERVICES	3000	0	0		0	0			0		
16	PAYMENTS TO OTHER DISTRICTS & GOVT UNITS	4000	434,332	0	0	0	0	0		0	0	
17	DEBT SERVICES	5000	0	0	1,619,947	0	0			0	0	
18	PROVISION FOR CONTINGENCIES	6000	300,000	275,000	0	25,000	0	0		0	0	
19	Total Direct Disbursements/Expenditures [9]		20,680,125	2,928,786	1,619,947	3,222,811	555,945	900,000		94,444	0	
20	Disbursements/Expenditures for "On Behalf" Payments [2]	4180	4,505,389	0	0	0	0	0		0	0	
21	Total Disbursements/Expenditures		25,185,514	2,928,786	1,619,947	3,222,811	555,945	900,000		94,444	0	
22	Excess of Direct Receipts/Revenues Over (Under) Direct Disbursements/Expenditures		0	0	18,782	0	0	0	320,803	0	61	
23	OTHER SOURCES/USES OF FUNDS											
24	OTHER SOURCES OF FUNDS (7000)											
25	PERMANENT TRANSFER FROM VARIOUS FUNDS											
26	Abolishment the Working Cash Fund [16]	7110										
27	Abatement of the Working Cash Fund [16]	7110	0	0	0	0	0	0		0	0	
28	Transfer of Working Cash Fund Interest	7120	0	0	0	0	0	0		0	0	
29	Transfer Among Funds	7130	0	0		0						
30	Transfer of Interest	7140	0	0	0	0	0	0	0	0	0	
31	Transfer from Capital Projects Fund to O&M Fund	7150		0								
32	Transfer of Excess Fire Prev & Safety Tax & Interest [3] Proceeds to O&M Fund	7160		0								
33	Transfer of Excess Accumulated Fire Prev & Safety Bond and Int [3a] Proceeds to Debt Service Fund	7170			0							
34	SALE OF BONDS (7200)											
35	Principal on Bonds Sold [4]	7210	0	0	0	0		0	0	0	0	
36	Premium on Bonds Sold	7220	0	0	0	0		0	0	0	0	
37	Accrued Interest on Bonds Sold	7230	0	0	0	0		0	0	0	0	
38	Sale or Compensation for Fixed Assets [5]	7300	0	0	0	0	0	0		0	0	
39	Transfer to Debt Service to Pay Principal on GASB 87 Leases	7400			0							
40	Transfer to Debt Service to Pay Interest on GASB 87 Leases	7500			0							
41	Transfer to Debt Service Fund to Pay Principal on Revenue Bonds	7600			0							
42	Transfer to Debt Service Fund to Pay Interest on Revenue Bonds	7700			0							
43	Transfer to Capital Projects Fund	7800						0				
44	ISBE Loan Proceeds	7900	0	0	0	0	0	0			0	
45	Other Sources Not Classified Elsewhere	7990	0	0	0	0	0	0	0	0	0	
46	Total Other Sources of Funds [8]		0	0	0	0	0	0	0	0	0	

	A	B	C	D	E	F	G	H	I	J	K	L
1	*Begin entering data on EstRev 6-11 and EstExp 12-20 tabs.*		(10)	(20)	(30)	(40)	(50)	(60)	(70)	(80)	(90)	
2	**Description: Enter Whole Numbers Only**	**Acct #**	**Educational**	**Operations & Maintenance**	**Debt Service**	**Transportation**	**Municipal Retirement/ Social Security**	**Capital Projects**	**Working Cash**	**Tort**	**Fire Prevention & Safety**	
47	**OTHER USES OF FUNDS (8000)**											
49	**TRANSFER TO VARIOUS OTHER FUNDS (8100)**											
50	Abolishment or Abatement of the Working Cash Fund [16]	8110							0			
51	Transfer of Working Cash Fund Interest	8120							0			
52	Transfer Among Funds	8130	0	0		0						
53	Transfer of Interest [6]	8140	0	0	0	0	0	0		0		
54	Transfer from Capital Projects Fund to O&M Fund	8150						0				
55	Transfer of Excess Fire Prev & Safety Tax & Interest [3] Proceeds to O&M Fund	8160									0	
56	Transfer of Excess Accumulated Fire Prev & Safety Bond [3a] and Int Proceeds to Debt Service Fund	8170									0	
57	Taxes Pledged to Pay Principal on GASB 87 Leases	8410	0	0				0				
58	Grants/Reimbursements Pledged to Pay Principal on GASB 87 Leases	8420	0	0				0				
59	Other Revenues Pledged to Pay Principal on GASB 87 Leases	8430	0	0				0				
60	Fund Balance Transfers Pledged to Pay Principal on GASB 87 Leases	8440	0	0				0				
61	Taxes Pledged to Pay Interest on GASB 87 Leases	8510	0	0				0				
62	Grants/Reimbursements Pledged to Pay Interest on GASB 87 Leases	8520	0	0				0				
63	Other Revenues Pledged to Pay Interest on GASB 87 Leases	8530	0	0				0				
64	Fund Balance Transfers Pledged to Pay Interest on GASB 87 Leases	8540	0	0				0				
65	Taxes Pledged to Pay Principal on Revenue Bonds	8610	0	0								
66	Grants/Reimbursements Pledged to Pay Principal on Revenue Bonds	8620	0	0								
67	Other Revenues Pledged to Pay Principal on Revenue Bonds	8630	0	0								
68	Fund Balance Transfers Pledged to Pay Principal on Revenue Bonds	8640	0	0								
69	Taxes Pledged to Pay Interest on Revenue Bonds	8710	0	0								
70	Grants/Reimbursements Pledged to Pay Interest on Revenue Bonds	8720	0	0								
71	Other Revenues Pledged to Pay Interest on Revenue Bonds	8730	0	0								
72	Fund Balance Transfers Pledged to Pay Interest on Revenue Bonds	8740	0	0								
73	Taxes Transferred to Pay for Capital Projects	8810	0	0								
74	Grants/Reimbursements Pledged to Pay for Capital Projects	8820	0	0								
75	Other Revenues Pledged to Pay for Capital Projects	8830	0	0								
76	Fund Balance Transfers Pledged to Pay for Capital Projects	8840	0	0								
77	Transfer to Debt Service Fund to Pay Principal on ISBE Loans	8910	0	0		0	0	0			0	
78	Other Uses Not Classified Elsewhere	8990	0	0	0	0	0	0	0	0	0	
79	**Total Other Uses of Funds [9]**		0	0	0	0	0	0	0	0	0	
80	**Total Other Sources/Uses of Fund**		0	0	0	0	0	0	0	0	0	
81	**ESTIMATED ENDING FUND BALANCE (without Student Activity Funds) as of June 30, 2025**		0	0	18,782	0	0	0	320,803	0	61	
82												
83	**Student Activity (Fund 11) ESTIMATED BEGINNING FUND BALANCE as of July 1, 2024**		512,502									
84	**RECEIPTS/REVENUES (For Student Activity Funds)**											
85	**Total Student Activity Direct Receipts/Revenues (Local Sources)**	1799	300,000									
86	**DISBURSEMENTS/EXPENDITURES (For Student Activity Funds)**											
87	**Total Student Activity Direct Disbursements/Expenditures**	1999	300,000									
88	**Excess of Direct Receipts/Revenues Over (Under) Direct Disbursements/Expenditures**		0									
89	**Student Activity ESTIMATED ENDING FUND BALANCE as of June 30, 2025**		512,502									
90												

	A	B	C	D	E	F	G	H	I	J	K	L
1	*Begin entering data on EstRev 6-11 and EstExp 12-20 tabs.*	Acct #	(10) Educational	(20) Operations & Maintenance	(30) Debt Service	(40) Transportation	(50) Municipal Retirement/ Social Security	(60) Capital Projects	(70) Working Cash	(80) Tort	(90) Fire Prevention & Safety	
2	Description: Enter Whole Numbers Only											
91	Total ESTIMATED BEGINNING FUND BALANCE (All Sources Including Student Activity Funds) as of July 1, 2024		512,502	0	0	0	0	0	0	0	0	
92	RECEIPTS/REVENUES (All Sources with Student Activity Funds)											
93	LOCAL SOURCES	1000	13,796,701	2,878,786	1,638,729	2,501,811	528,390	0	320,803	94,444	61	
94	FLOW-THROUGH RECEIPTS/REVENUES FROM ONE DISTRICT TO ANOTHER DISTRICT	2000	69,316	0		0	0					
95	STATE SOURCES	3000	6,298,138	50,000	0	721,000	0	900,000	0	0	0	
96	FEDERAL SOURCES	4000	815,970	0	0	0	27,555	0	0	0	0	
97	Total Direct Receipts/Revenues [8]		20,980,125	2,928,786	1,638,729	3,222,811	555,945	900,000	320,803	94,444	61	
98	Receipts/Revenues for "On Behalf" Payments [2]	3998	4,505,389	0	0	0	0	0		0	0	
99	Total Receipts/Revenues		25,485,514	2,928,786	1,638,729	3,222,811	555,945	900,000	320,803	94,444	61	
100	DISBURSEMENTS/EXPENDITURES (All Sources with Student Activity Funds)											
101	INSTRUCTION	1000	14,051,944				269,357			0		
102	SUPPORT SERVICES	2000	6,193,849	2,653,786		3,197,811	286,588	900,000		94,444	0	
103	COMMUNITY SERVICES	3000	0	0		0	0			0		
104	PAYMENTS TO OTHER DISTRICTS & GOVT UNITS	4000	434,332	0	0	0	0	0		0	0	
105	DEBT SERVICES	5000	0	0	1,619,947	0	0			0	0	
106	PROVISION FOR CONTINGENCIES	6000	300,000	275,000	0	25,000	0	0		0	0	
107	Total Direct Disbursements/Expenditures [9]		20,980,125	2,928,786	1,619,947	3,222,811	555,945	900,000		94,444	0	
108	Disbursements/Expenditures for "On Behalf" Payments [2]	4180	4,505,389	0	0	0	0	0		0	0	
109	Total Disbursements/Expenditures		25,485,514	2,928,786	1,619,947	3,222,811	555,945	900,000		94,444	0	
110	Excess of Direct Receipts/Revenues Over (Under) Direct Disbursements/Expenditures		0	0	18,782	0	0	0	320,803	0	61	
111	OTHER SOURCES/USES OF FUNDS											
112	OTHER SOURCES OF FUNDS (7000)											
113	Total Other Sources of Funds [8]		0	0	0	0	0	0	0	0	0	
114	OTHER USES OF FUNDS (8000)											
116	Total Other Uses of Funds [9]		0	0	0	0	0	0	0	0	0	
117	Total Other Sources/Uses of Fund		0	0	0	0	0	0	0	0	0	
118	ESTIMATED ENDING FUND BALANCE (All Sources with Student Activity Funds) as of June 30, 2025		512,502	0	18,782	0	0	0	320,803	0	61	
119												
120	SUMMARY OF EXPENDITURES Without Student Activity Funds (by Major Object)											
121			(10)	(20)	(30)	(40)	(50)	(60)	(70)	(80)	(90)	
122	Description	Acct #	Educational	Operations & Maintenance	Debt Service	Transportation	Municipal Retirement/ Social Security	Capital Projects	Working Cash	Tort	Fire Prevention & Safety	Total By Object
123	Object Name											
124	Salaries	100	11,895,629	353,294		351,023		0		0	0	12,599,946
125	Employee Benefits	200	4,325,051	115,649		18,727	555,945	0		0	0	5,015,372
126	Purchased Services	300	1,248,179	765,800	5,000	2,413,763		0		5,000	0	4,437,742
127	Supplies & Materials	400	1,216,254	401,543		143,000		0		2,000	0	1,762,797
128	Capital Outlay	500	579,758	1,016,500		270,798		900,000		0	0	2,767,056
129	Other Objects	600	1,415,254	276,000	1,614,947	25,500	0	0		87,444	0	3,419,145
130	Non-Capitalized Equipment	700	0	0		0		0		0	0	0
131	Termination Benefits	800	0	0		0				0		0
132	Total Expenditures		20,680,125	2,928,786	1,619,947	3,222,811	555,945	900,000		94,444	0	30,002,058

	A	B	C	D	E	F	G	H	I	J	K
1			(10)	(20)	(30)	(40)	(50)	(60)	(70)	(80)	(90)
2	**Description: Enter Whole Numbers Only**	**Acct #**	**Educational**	**Operations & Maintenance**	**Debt Service**	**Transportation**	**Municipal Retirement/ Social Security**	**Capital Projects**	**Working Cash**	**Tort**	**Fire Prevention & Safety**
3	**BEGINNING CASH BALANCE ON HAND (without Student Activity Funds)7 as of July 1, 2024**		7,402,807	6,941,794	122,173	999,541	190,145	0	1,667,422	72,133	2,275
4	**Total Direct Receipts & Other Sources** [8]		20,680,125	2,928,786	1,638,729	3,222,811	555,945	900,000	320,803	94,444	61
5	**OTHER RECEIPTS**										
6	Interfund Loans Payable (Loans from Other Funds)	411	0	0	0	0	0	0		0	0
7	Interfund Loans Receivable (Repayment of Loans)	141	0	0		0			0		
8	Notes and Warrants Payable	433	0	0	0	0	0			0	0
9	Other Current Assets	199	0	0	0	0	0	0	0	0	0
10	**Total Other Receipts**		0	0	0	0	0	0	0	0	0
11	**Total Direct Receipts, Other Sources, & Other Receipts**		20,680,125	2,928,786	1,638,729	3,222,811	555,945	900,000	320,803	94,444	61
12	**Total Amount Available**		28,082,932	9,870,580	1,760,902	4,222,352	746,090	900,000	1,988,225	166,577	2,336
13	**Total Direct Disbursements & Other Uses** [9]		20,680,125	2,928,786	1,619,947	3,222,811	555,945	900,000	0	94,444	0
14	**OTHER DISBURSEMENTS**										
15	Interfund Loans Receivable (Loans to Other Funds) [10]	141	0	0		0			0		
16	Interfund Loans Payable (Repayment of Loans)	411	0	0	0	0	0	0		0	0
17	Notes and Warrants Payable	433	0	0	0	0	0			0	0
18	Other Current Liabilities	499	0	0	0	0	0	0	0	0	0
19	**Total Other Disbursements**		0	0	0	0	0	0	0	0	0
20	**Total Direct Disbursements, Other Uses, & Other Disbursements**		20,680,125	2,928,786	1,619,947	3,222,811	555,945	900,000	0	94,444	0
21	**ENDING CASH BALANCE ON HAND (without Student Activity Funds) as of June 30, 2025**		7,402,807	6,941,794	140,955	999,541	190,145	0	1,988,225	72,133	2,336
22											
23	**Activity Funds BEGINNING CASH BALANCE ON HAND7 as of July 1, 2024**		0								
24	**Total Direct Receipts & Other Sources** [8]		300,000								
25	**Total Amount Available**		300,000								
26	**Total Direct Disbursements & Other Uses** [9]		300,000								
27	**Activity funds ENDING CASH BALANCE ON HAND7 as of June 30, 2025**		0								
28											
29	**Total BEGINNING CASH BALANCE ON HAND (with Student Activity Funds)7 as of July 1, 2024**		7,402,807	6,941,794	122,173	999,541	190,145	0	1,667,422	72,133	2,275
30	**Total Direct Receipts & Other Sources** [8]		20,980,125	2,928,786	1,638,729	3,222,811	555,945	900,000	320,803	94,444	61
31	**Total Other Receipts**		0	0	0	0	0	0	0	0	0
32	**Total Direct Receipts, Other Sources, & Other Receipts**		20,980,125	2,928,786	1,638,729	3,222,811	555,945	900,000	320,803	94,444	61
33	**Total Amount Available**		28,382,932	9,870,580	1,760,902	4,222,352	746,090	900,000	1,988,225	166,577	2,336
34	**Total Direct Disbursements & Other Uses** [9]		20,980,125	2,928,786	1,619,947	3,222,811	555,945	900,000	0	94,444	0
35	**Total Other Disbursements**		0	0	0	0	0	0	0	0	0
36	**Total Direct Disbursements, Other Uses, & Other Disbursements**		20,980,125	2,928,786	1,619,947	3,222,811	555,945	900,000	0	94,444	0
37	**Total ENDING CASH BALANCE ON HAND (with Student Activity Funds)7 as of June 30, 2025**		7,402,807	6,941,794	140,955	999,541	190,145	0	1,988,225	72,133	2,336

	A	B	C	D	E	F	G	H	I	J	K
1			(10)	(20)	(30)	(40)	(50)	(60)	(70)	(80)	(90)
2	Description: Enter Whole Numbers Only	Acct #	Educational	Operations & Maintenance	Debt Service	Transportation	Municipal Retirement/ Social Security	Capital Projects	Working Cash	Tort	Fire Prevention & Safety
3	**RECEIPTS/REVENUES FROM LOCAL SOURCES (1000)**										
4	**AD VALOREM TAXES LEVIED BY LOCAL EDUCATION AGENCY**	**1100**									
5	Designated Purposes Levies [11] (1110-1120)	-	11,158,043	2,416,509	1,631,129	765,648	204,821	0	277,603	93,569	58
6	Leasing Purposes Levy [12]	1130	0	0							
7	Special Education Purposes Levy	1140	548,798	0		0	0	0			
8	FICA and Medicare Only Levies	1150					269,464				
9	Area Vocational Construction Purposes Levy	1160		0	0			0			
10	Summer School Purposes Levy	1170	0								
11	Other Tax Levies *(Describe & Itemize)*	1190	0	0	0	0	0	0	0	0	0
12	**Total Ad Valorem Taxes Levied by District**		11,706,841	2,416,509	1,631,129	765,648	474,285	0	277,603	93,569	58
13	**PAYMENTS IN LIEU OF TAXES**	**1200**									
14	Mobile Home Privilege Tax	1210	0	0	0	0	0	0	0	0	0
15	Payments from Local Housing Authority	1220	0	0	0	0	0	0	0	0	0
16	Corporate Personal Property Replacement Taxes[13]	1230	136,651	60,777	0	0	44,255	0	0	0	0
17	Other Payments in Lieu of Taxes *(Describe & Itemize)*	1290	0	0	0	0	0	0	0	0	0
18	**Total Payments in Lieu of Taxes**		136,651	60,777	0	0	44,255	0	0	0	0
19	**TUITION**	**1300**									
20	Regular Tuition from Pupils or Parents (In State)	1311	0								
21	Regular Tuition from Other Districts (In State)	1312	0								
22	Regular Tuition from Other Sources (In State)	1313	0								
23	Regular Tuition from Other Sources (Out of State)	1314	0								
24	Summer School Tuition from Pupils or Parents (In State)	1321	11,650								
25	Summer School Tuition from Other Districts (In State)	1322	0								
26	Summer School Tuition from Other Sources (In State)	1323	0								
27	Summer School Tuition from Other Sources (Out of State)	1324	0								
28	CTE Tuition from Pupils or Parents (In State)	1331	0								
29	CTE Tuition from Other Districts (In State)	1332	0								
30	CTE Tuition from Other Sources (In State)	1333	0								
31	CTE Tuition from Other Sources (Out of State)	1334	0								
32	Special Education Tuition from Pupils or Parents (In State)	1341	0								
33	Special Education Tuition from Other Districts (In State)	1342	0								
34	Special Education Tuition from Other Sources (In State)	1343	0								
35	Special Education Tuition from Other Sources (Out of State)	1344	0								
36	Adult Tuition from Pupils or Parents (In State)	1351	0								
37	Adult Tuition from Other Districts (In State)	1352	0								
38	Adult Tuition from Other Sources (In State)	1353	0								
39	Adult Tuition from Other Sources (Out of State)	1354	0								
40	**Total Tuition**		11,650								
41	**TRANSPORTATION FEES**	**1400**									
42	Regular Transportation Fees from Pupils or Parents (In State)	1411				0					
43	Regular Transportation Fees from Other Districts (In State)	1412				0					
44	Regular Transportation Fees from Other Sources (In State)	1413				0					
45	Regular Transportation Fees from Co-curricular Activities (In State)	1415				0					
46	Regular Transportation Fees from Other Sources (Out of State)	1416				0					
47	Summer School Transportation Fees from Pupils or Parents (In State)	1421				0					
48	Summer School Transportation Fees from Other Districts (In State)	1422				0					
49	Summer School Transportation Fees from Other Sources (In State)	1423				0					
50	Summer School Transportation Fees from Other Sources (Out of State)	1424				0					
51	CTE Transportation Fees from Pupils or Parents (In State)	1431				0					
52	CTE Transportation Fees from Other Districts (In State)	1432				0					
53	CTE Transportation Fees from Other Sources (In State)	1433				0					
54	CTE Transportation Fees from Other Sources (Out of State)	1434				0					
55	Special Education Transportation Fees from Pupils or Parents (In State)	1441				0					
56	Special Education Transportation Fees from Other Districts (In State)	1442				1,676,716					

	A	B	C	D	E	F	G	H	I	J	K
1			(10)	(20)	(30)	(40)	(50)	(60)	(70)	(80)	(90)
2	Description: Enter Whole Numbers Only	Acct #	Educational	Operations & Maintenance	Debt Service	Transportation	Municipal Retirement/ Social Security	Capital Projects	Working Cash	Tort	Fire Prevention & Safety
57	Special Education Transportation Fees from Other Sources (In State)	1443				0					
58	Special Education Transportation Fees from Other Sources (Out of State)	1444				0					
59	Adult Transportation Fees from Pupils or Parents (In State)	1451				0					
60	Adult Transportation Fees from Other Districts (In State)	1452				0					
61	Adult Transportation Fees from Other Sources (In State)	1453				0					
62	Adult Transportation Fees from Other Sources (Out of State)	1454				0					
63	**Total Transportation Fees**					1,676,716					
64	**EARNINGS ON INVESTMENTS**	**1500**									
65	Interest on Investments	1510	292,500	251,500	7,600	26,500	9,850	0	43,200	875	3
66	Gain or Loss on Sale of Investments	1520	0	0	0	0	0	0	0	0	0
67	**Total Earnings on Investments**		292,500	251,500	7,600	26,500	9,850	0	43,200	875	3
68	**FOOD SERVICE**	**1600**									
69	Sales to Pupils - Lunch	1611	119,250								
70	Sales to Pupils - Breakfast	1612	5,150								
71	Sales to Pupils - A la Carte	1613	470,000								
72	Sales to Pupils - Other *(Describe & Itemize)*	1614	0								
73	Sales to Adults	1620	7,500								
74	Other Food Service *(Describe & Itemize)*	1690	5,000								
75	**Total Food Service**		606,900								
76	**DISTRICT/SCHOOL ACTIVITY INCOME**	**1700**									
77	Admissions - Athletic	1711	58,500	0							
78	Admissions - Other	1719	0	0							
79	Fees	1720	88,200	0							
80	Book Store Sales	1730	0	0							
81	Other District/School Activity Revenue *(Describe & Itemize)*	1790	0	0							
82	Student Activity Fund Revenues	1799	300,000								
83	**Total District/School Activity Income (without Student Activity Funds 1799)**		146,700	0							
84	**Total District/School Activity Income (with Student Activity Funds 1799)**		446,700								
85	**TEXTBOOK INCOME**	**1800**									
86	Textbook Rentals - Regular Textbooks	1811	102,000								
87	Textbook Rentals - Summer School Textbooks	1812	0								
88	Textbook Rentals - Adult/Continuing Education Textbooks	1813	0								
89	Textbook Rentals - Other *(Describe & Itemize)*	1819	0								
90	Textbook Sales - Regular Textbooks	1821	0								
91	Textbook Sales - Summer School	1822	0								
92	Textbook Sales - Adult/Continuing Education	1823	0								
93	Textbook Sales - Other *(Describe & Itemize)*	1829	0								
94	Other Textbook Income *(Describe & Itemize)*	1890	100								
95	**Total Textbooks**		102,100								
96	**OTHER REVENUE FROM LOCAL SOURCES**	**1900**									
97	Rentals	1910	0	0							
98	Contributions and Donations from Private Sources	1920	150	0	0	0	0	0	0	0	0
99	Impact Fees from Municipal or County Governments	1930	0	0	0	0	0	0	0	0	0
100	Services Provided Other Districts	1940	326,029	0		0					
101	Refund of Prior Years' Expenditures	1950	22,000	0	0	0	0	0		0	0
102	Payments of Surplus Moneys from TIF Districts	1960	0	0	0	0	0	0	0	0	0
103	Drivers' Education Fees	1970	13,500								
104	Proceeds from Vendors' Contracts	1980	0	0	0	0	0	0	0	0	0
105	School Facility Occupation Tax Proceeds	1983	0		0			0			
106	Payment from Other Districts	1991	0	140,000	0	0	0	0			
107	Sale of Vocational Projects	1992	0								
108	Other Local Fees *(Describe & Itemize)*	1993	85,500	0	0	0	0	0		0	0
109	Other Local Revenues *(Describe & Itemize)*	1999	46,180	10,000	0	32,947	0	0	0	0	0
110	**Total Other Revenue from Local Sources**		493,359	150,000	0	32,947	0	0	0	0	0

	A	B	C	D	E	F	G	H	I	J	K
1			(10)	(20)	(30)	(40)	(50)	(60)	(70)	(80)	(90)
2	Description: Enter Whole Numbers Only	Acct #	Educational	Operations & Maintenance	Debt Service	Transportation	Municipal Retirement/ Social Security	Capital Projects	Working Cash	Tort	Fire Prevention & Safety
111	**Total Receipts/Revenues from Local Sources (without Student Activity Funds 1799)**	**1000**	13,496,701	2,878,786	1,638,729	2,501,811	528,390	0	320,803	94,444	61
112	**Total Receipts/Revenues from Local Sources (with Student Activity Funds 1799)**		13,796,701								
113	**FLOW-THROUGH RECEIPTS/REVENUES FROM ONE DISTRICT TO ANOTHER DISTRICT (2000)**										
114	Flow-Through Revenue from State Sources	2100	69,316	0		0	0				
115	Flow-Through Revenue from Federal Sources	2200	0	0		0	0				
116	Other Flow-Through Revenue *(Describe & Itemize)*	2300	0	0		0	0				
117	**Total Flow-Through Receipts/Revenues From One District to Another District**	**2000**	69,316	0		0	0				
118	**RECEIPTS/REVENUES FROM STATE SOURCES (3000)**										
119	**UNRESTRICTED GRANTS-IN-AID (3001-3099)**										
120	Evidence Based Funding Formula (Section 18-8.15)	3001	5,835,962	0	0	293,000	0	900,000		0	0
121	Reorganization Incentives (Accounts 3005-3021)	3005	0	0	0	0	0	0		0	0
122	Fast Growth District Grants	3030	0	0	0	0	0	0		0	0
123	Other Unrestricted Grants-In-Aid From State Sources *(Describe & Itemize)*	3099	0	0	0	0	0	0		0	0
124	**Total Unrestricted Grants-In-Aid**		5,835,962	0	0	293,000	0	900,000		0	0
125	**RESTRICTED GRANTS-IN-AID (3100-3900)**										
126	**SPECIAL EDUCATION**										
127	Special Education - Private Facility Tuition	3100	235,000			0					
128	Special Education - Funding for Children Requiring Sp Ed Services	3105	0			0					
129	Special Education - Personnel	3110	0	0		0					
130	Special Education - Orphanage - Individual	3120	106,488			0					
131	Special Education - Orphanage - Summer Individual	3130	0			0					
132	Special Education - Summer School	3145	15,000			0					
133	Special Education - Other *(Describe & Itemize)*	3199	0	0		0					
134	**Total Special Education**		356,488	0		0					
135	**CAREER AND TECHNICAL EDUCATION (CTE)**										
136	CTE - Technical Education - Tech Prep	3200	0	0			0				
137	CTE - Secondary Program Improvement (CTEI)	3220	42,463	0			0				
138	CTE - WECEP	3225	0	0			0				
139	CTE - Agriculture Education	3235	0	0			0				
140	CTE - Instructor Practicum	3240	0	0			0				
141	CTE - Student Organizations	3270	0	0			0				
142	CTE - Other *(Describe & Itemize)*	3299	0	0			0				
143	**Total Career and Technical Education**		42,463	0			0				
144	**BILINGUAL EDUCATION**										
145	Bilingual Education - Downstate - TPI and TBE	3305	0				0				
146	Bilingual Education - Downstate - Transitional Bilingual Education	3310	0				0				
147	**Total Bilingual Education**		0				0				
148	State Free Lunch & Breakfast	3360	2,200								
149	School Breakfast Initiative	3365	0	0			0				
150	Driver Education	3370	60,000	0							
151	Adult Education (from ICCB)	3410	0	0	0	0	0	0	0	0	0
152	Adult Education - Other *(Describe & Itemize)*	3499	0	0	0	0	0	0	0	0	0
153	**TRANSPORTATION**										
154	Transportation - Regular and Vocational	3500	0	0		9,400	0				
155	Transportation - Special Education	3510	0	0		418,600	0				
156	Transportation - Other *(Describe & Itemize)*	3599	0	0		0	0				
157	**Total Transportation**		0	0		428,000	0				
158	Learning Improvement - Change Grants	3610	0								
159	Scientific Literacy	3660	0	0		0	0				
160	Truant Alternative/Optional Education	3695	0			0	0				

	A	B	C	D	E	F	G	H	I	J	K
1			(10)	(20)	(30)	(40)	(50)	(60)	(70)	(80)	(90)
2	Description: Enter Whole Numbers Only	Acct #	Educational	Operations & Maintenance	Debt Service	Transportation	Municipal Retirement/ Social Security	Capital Projects	Working Cash	Tort	Fire Prevention & Safety
161	Early Childhood - Block Grant	3705	0	0		0	0				
162	Chicago General Education Block Grant	3766	0	0		0	0				
163	Chicago Educational Services Block Grant	3767	0	0		0	0				
164	School Safety & Educational Improvement Block Grant	3775	0	0	0	0	0	0			0
165	Technology - Technology for Success	3780	0	0	0	0	0	0			0
166	State Charter Schools	3815	0			0					
167	Extended Learning Opportunities - Summer Bridges	3825	0			0					
168	Infrastructure Improvements - Planning/Construction	3920		0				0			
169	School Infrastructure - Maintenance Projects	3925		0				0			0
170	Other Restricted Revenue from State Sources *(Describe & Itemize)*	3999	1,025	50,000	0	0	0	0	0	0	0
171	**Total Restricted Grants-In-Aid**		462,176	50,000	0	428,000	0	0	0	0	0
172	**Total Receipts/Revenues from State Sources**	**3000**	6,298,138	50,000	0	721,000	0	900,000	0	0	0
173	**RECEIPTS/REVENUES FROM FEDERAL SOURCES (4000)**										
174	**UNRESTRICTED GRANTS-IN-AID RECEIVED DIRECTLY FROM FEDERAL GOVT. (4001-4009)**										
175	Federal Impact Aid	4001	0	0	0	0	0	0	0	0	0
176	Other Unrestricted Grants-In-Aid Received from Fed. Govt. *(Describe & Itemize)*	4009	0	0	0	0	0	0	0	0	0
177	**Total Unrestricted Grants-In-Aid Received Directly from Fed Govt**		0	0	0	0	0	0	0	0	0
178	**RESTRICTED GRANTS-IN-AID RECEIVED DIRECTLY FROM FEDERAL GOVT (4045-4090)**										
179	Head Start	4045	0								
180	Construction (Impact Aid)	4050	0	0				0			
181	MAGNET	4060	0	0		0	0	0			
182	Other Restricted Grants-In-Aid Received from Fed. Govt. *(Describe & Itemize)*	4090	0	0		0	0	0			0
183	**Total Restricted Grants-In-Aid Received Directly from Federal Govt.**		0	0		0	0	0			0
184	**RESTRICTED GRANTS-IN-AID RECEIVED FROM FEDERAL GOVT. THRU THE STATE (4100-4999)**										
185	**TITLE V**										
186	Title V - Flexibility and Accountability	4100	0	0		0	0				
187	Title V - SEA Projects	4105	0	0		0	0				
188	Title V - Rural Education Initiative (REI)	4107	0	0		0	0				
189	Title V - Other *(Describe & Itemize)*	4199	0	0		0	0				
190	**Total Title V**		0	0		0	0				
191	**FOOD SERVICE**										
192	Breakfast Start-Up Expansion	4200	0				0				
193	National School Lunch Program	4210	223,000				0				
194	Special Milk Program	4215	0				0				
195	School Breakfast Program	4220	25,000				0				
196	Summer Food Service Admin/Program	4225	0				0				
197	Child and Adult Care Food Program	4226	0				0				
198	Fresh Fruit and Vegetables	4240	0								
199	Food Service - Other *(Describe & Itemize)*	4299	0				0				
200	**Total Food Service**		248,000				0				
201	**TITLE I**										
202	Title I - Low Income	4300	110,822	0		0	0				
203	Title I - Low Income - Neglected, Private	4305	0	0		0	0				
204	Title I - Migrant Education	4340	0	0		0	0				
205	Title I - Other *(Describe & Itemize)*	4399	0	0		0	0				
206	**Total Title I**		110,822	0		0	0				
207	**TITLE IV**										
208	Title IV - Student Support & Academic Enrichment Grant	4400	10,000	0		0	0				
209	Title IV - Part A – Student Support & Academic Enrichment Grants Safe and Drug Free Schools	4415	0	0		0	0				
210	Title IV - 21st Century	4421	0	0		0	0				

	A	B	C	D	E	F	G	H	I	J	K
1			(10)	(20)	(30)	(40)	(50)	(60)	(70)	(80)	(90)
2	Description: Enter Whole Numbers Only	Acct #	Educational	Operations & Maintenance	Debt Service	Transportation	Municipal Retirement/ Social Security	Capital Projects	Working Cash	Tort	Fire Prevention & Safety
211	Title IV - Other *(Describe & Itemize)*	4499	0	0		0	0				
212	**Total Title IV**		10,000	0		0	0				
213	**FEDERAL - SPECIAL EDUCATION**										
214	Federal Special Education - Preschool Flow-Through	4600	0	0		0	0				
215	Federal Special Education - Preschool Discretionary	4605	0	0		0	0				
216	Federal Special Education - IDEA Flow Through	4620	356,484	0		0	27,555				
217	Federal Special Education - IDEA Room & Board	4625	0	0		0	0				
218	Federal Special Education - IDEA Discretionary	4630	0	0		0	0				
219	Federal Special Education - IDEA - Other *(Describe & Itemize)*	4699	0	0		0	0				
220	**Total Federal Special Education**		356,484	0		0	27,555				
221	**CTE - PERKINS**										
222	CTE - Perkins-Title IIIE Tech Prep	4770	0	0			0				
223	CTE - Other *(Describe & Itemize)*	4799	0	0			0				
224	**Total CTE - Perkins**		0	0			0				
225	Federal - Adult Education	4810	0	0			0				
226	ARRA - General State Aid - Education Stabilization	4850	0	0	0	0	0	0		0	0
227	ARRA - Title I - Low Income	4851	0	0		0	0				
228	ARRA - Title I - Neglected, Private	4852	0	0	0	0	0	0		0	0
229	ARRA - Title I - Delinquent, Private	4853	0	0	0	0	0	0		0	0
230	ARRA - Title I - School Improvement (Part A)	4854	0	0	0	0	0	0		0	0
231	ARRA - Title I - School Improvement (Section 1003g)	4855	0	0	0	0	0	0		0	0
232	ARRA - IDEA - Part B - Preschool	4856	0	0	0	0	0	0		0	0
233	ARRA - IDEA - Part B - Flow-Through	4857	0	0	0	0	0	0		0	0
234	ARRA - Title IID - Technology - Formula	4860	0	0	0	0	0	0		0	0
235	ARRA - Title IID - Technology - Competitive	4861	0	0	0	0	0	0		0	0
236	ARRA - McKinney - Vento Homeless Education	4862	0	0		0	0				
237	ARRA - Child Nutrition Equipment Assistance	4863	0	0							
238	Impact Aid Formula Grants	4864	0	0	0	0	0	0		0	0
239	Impact Aid Competitive Grants	4865	0	0	0	0	0	0		0	0
240	Qualified Zone Academy Bond Tax Credits	4866	0	0	0	0	0	0		0	0
241	Qualified School Construction Bond Credits	4867	0	0	0	0	0	0		0	0
242	Build America Bond Tax Credits	4868	0	0	0	0	0	0		0	0
243	Build America Bond Interest Reimbursement	4869	0	0	0	0	0	0		0	0
244	ARRA - General State Aid - Other Government Services Stabilization	4870	0	0	0	0	0	0		0	0
245	Other ARRA Funds - II	4871	0	0	0	0	0	0		0	0
246	Other ARRA Funds - III	4872	0	0	0	0	0	0		0	0
247	Other ARRA Funds - IV	4873	0	0	0	0	0	0		0	0
248	Other ARRA Funds - V	4874	0	0	0	0	0	0		0	0
249	ARRA - Early Childhood	4875	0	0	0	0	0	0		0	0
250	Other ARRA Funds - VII	4876	0	0	0	0	0	0		0	0
251	Other ARRA Funds - VIII	4877	0	0	0	0	0	0		0	0
252	Other ARRA Funds - IX	4878	0	0	0	0	0	0		0	0
253	Other ARRA Funds - X	4879	0	0	0	0	0	0		0	0
254	Other ARRA Funds - Ed Job Fund Program	4880	0	0	0	0	0	0		0	0
255	**Total Stimulus Programs**		0	0	0	0	0	0		0	0
256	Race to the Top Program	4901	0								
257	Race to the Top - Preschool Expansion Grant	4902	0	0		0	0				
258	Title III - Instruction for English Learners & Immigrant Students	4905	0			0	0				
259	Title III - English Language Acquistion	4909	0			0	0				
260	McKinney Education for Homeless Children	4920	0	0		0	0				
261	Title II - Eisenhower - Professional Development Formula	4930	0	0		0	0				
262	Title II - Teacher Quality	4932	23,164	0		0	0				
263	Title II - Part A – Supporting Effective Instruction – State Grants	4935	0	0		0	0				
264	Federal Charter Schools	4960	0	0		0	0				
265	State Assessment Grants	4981	0	0		0	0				
266	Grant for State Assessments and Related Activities	4982	0	0		0	0				

	A	B	C	D	E	F	G	H	I	J	K
1			(10)	(20)	(30)	(40)	(50)	(60)	(70)	(80)	(90)
2	**Description: Enter Whole Numbers Only**	**Acct #**	**Educational**	**Operations & Maintenance**	**Debt Service**	**Transportation**	**Municipal Retirement/ Social Security**	**Capital Projects**	**Working Cash**	**Tort**	**Fire Prevention & Safety**
267	Medicaid Matching Funds - Administrative Outreach	4991	47,500	0		0	0				
268	Medicaid Matching Funds - Fee-For-Service Program	4992	20,000	0		0	0				
269	Other Restricted Grants Received from Fed. Govt. thru State *(Describe & Itemize)*	4998	0	0		0	0	0			0
270	**Total Restricted Grants-In-Aid Received from Federal Govt. Thru the State**		815,970	0	0	0	27,555	0		0	0
271	**TOTAL RECEIPTS/REVENUES FROM FEDERAL SOURCES**	**4000**	815,970	0	0	0	27,555	0	0	0	0
272	**TOTAL DIRECT RECEIPTS/REVENUES (without Student Activity Funds 1799)**		20,680,125	2,928,786	1,638,729	3,222,811	555,945	900,000	320,803	94,444	61
273	**TOTAL DIRECT RECEIPTS/REVENUES (with Student Activity Funds 1799)**		20,980,125								

	A	B	C	D	E	F	G	H	I	J	K
1			(100)	(200)	(300)	(400)	(500)	(600)	(700)	(800)	(900)
2	Description: Enter Whole Numbers Only	Funct #	Salaries	Employee Benefits	Purchased Services	Supplies & Materials	Capital Outlay	Other Objects	Non-Capitalized Equipment	Termination Benefits	Total
3	**10 - EDUCATIONAL FUND (ED)**										
4	**INSTRUCTION (ED)**	**1000**									
5	Regular Programs	1100	6,141,757	2,352,846	141,023	241,760	61,258	0	0	0	8,938,644
6	Tuition Payment to Charter Schools	1115			0						0
7	Pre-K Programs	1125	0	0	0	0	0	0	0	0	0
8	Special Education Programs (Functions 1200 - 1220)	1200	1,635,347	636,029	87,713	33,117	121,000	4,500	0	0	2,517,706
9	Special Education Programs Pre-K	1225	0	0	0	0	0	0	0	0	0
10	Remedial and Supplemental Programs K-12	1250	104,968	54,079	1,740	200	0	0	0	0	160,987
11	Remedial and Supplemental Programs Pre-K	1275	0	0	0	0	0	0	0	0	0
12	Adult/Continuing Education Programs	1300	0	0	0	0	0	0	0	0	0
13	CTE Programs	1400	0	0	10,000	0	0	0	0	0	10,000
14	Interscholastic Programs	1500	610,138	67,037	137,450	97,528	40,500	60,099	0	0	1,012,752
15	Summer School Programs	1600	28,000	2,719	0	200	0	0	0	0	30,919
16	Gifted Programs	1650	0	0	0	0	0	0	0	0	0
17	Driver's Education Programs	1700	339,307	99,494	30,635	6,500	0	0	0	0	475,936
18	Bilingual Programs	1800	0	0	25,000	0	0	0	0	0	25,000
19	Truant Alternative & Optional Programs	1900	0	0	0	0	0	0	0	0	0
20	Pre-K Programs - Private Tuition	1910						0			0
21	Regular K-12 Programs Private Tuition	1911						0			0
22	Special Education Programs K-12 Private Tuition	1912						580,000			580,000
23	Special Education Programs Pre-K Tuition	1913						0			0
24	Remedial/Supplemental Programs K-12 Private Tuition	1914						0			0
25	Remedial/Supplemental Programs Pre-K Private Tuition	1915						0			0
26	Adult/Continuing Education Programs Private Tuition	1916						0			0
27	CTE Programs Private Tuition	1917						0			0
28	Interscholastic Programs Private Tuition	1918						0			0
29	Summer School Programs Private Tuition	1919						0			0
30	Gifted Programs Private Tuition	1920						0			0
31	Bilingual Programs Private Tuition	1921						0			0
32	Truants Alternative/Opt Ed Programs Private Tuition	1922						0			0
33	Student Activity Fund Expenditures	1999						300,000			300,000
34	**Total Instruction[14] (Without Student Activity Funds 1999)**	**1000**	8,859,517	3,212,204	433,561	379,305	222,758	644,599	0	0	13,751,944
35	**Total Instruction14 (With Student Activity Funds 1999)**	**1000**	8,859,517	3,212,204	433,561	379,305	222,758	944,599	0	0	14,051,944
36	**SUPPORT SERVICES (ED)**	**2000**									
37	**Support Services - Pupil**	**2100**									
38	Attendance & Social Work Services	2110	335,696	172,415	8,500	4,000	0	2,750	0	0	523,361
39	Guidance Services	2120	511,133	163,647	1,500	1,200	0	600	0	0	678,080
40	Health Services	2130	52,168	32,651	1,200	2,500	2,800	0	0	0	91,319
41	Psychological Services	2140	151,130	35,730	0	0	0	0	0	0	186,860
42	Speech Pathology & Audiology Services	2150	197,569	65,620	0	500	0	0	0	0	263,689
43	Other Support Services - Pupils *(Describe & Itemize)*	2190	0	0	0	0	0	0	0	0	0
44	**Total Support Services - Pupil**	**2100**	1,247,696	470,063	11,200	8,200	2,800	3,350	0	0	1,743,309
45	**Support Services - Instructional Staff**	**2200**									
46	Improvement of Instruction Services	2210	118,411	76,274	17,024	7,300	0	1,000	0	0	220,009
47	Educational Media Services	2220	120,473	55,039	35,299	13,316	0	600	0	0	224,727
48	Assessment & Testing	2230	0	0	0	27,500	0	105,000	0	0	132,500
49	**Total Support Services - Instructional Staff**	**2200**	238,884	131,313	52,323	48,116	0	106,600	0	0	577,236
50	**Support Services - General Administration**	**2300**									
51	Board of Education Services	2310	5,746	3,330	148,968	14,700	0	18,000	0	0	190,744
52	Executive Administration Services	2320	256,223	91,802	5,000	6,500	0	5,000	0	0	364,525
53	Special Area Administration Services	2330	0	0	0	0	0	0	0	0	0
54	Tort Immunity Services	2361, 2365	0	0	9,800	0	0	0	0	0	9,800
55	**Total Support Services - General Administration**	**2300**	261,969	95,132	163,768	21,200	0	23,000	0	0	565,069
56	**Support Services - School Administration**	**2400**									
57	Office of the Principal Services	2410	276,275	94,715	2,500	7,400	1,000	2,000	0	0	383,890
58	Other Support Services - School Administration *(Describe & Itemize)*	2490	0	0	0	0	0	0	0	0	0
59	**Total Support Services - School Administration**	**2400**	276,275	94,715	2,500	7,400	1,000	2,000	0	0	383,890
60	**Support Services - Business**	**2500**									

	A	B	C	D	E	F	G	H	I	J	K
1			(100)	(200)	(300)	(400)	(500)	(600)	(700)	(800)	(900)
2	**Description: Enter Whole Numbers Only**	**Funct #**	**Salaries**	**Employee Benefits**	**Purchased Services**	**Supplies & Materials**	**Capital Outlay**	**Other Objects**	**Non-Capitalized Equipment**	**Termination Benefits**	**Total**
61	Direction of Business Support Services	2510	87,524	19,161	3,500	1,000	0	3,000	0	0	114,185
62	Fiscal Services	2520	155,186	22,585	1,500	2,500	0	1,250	0	0	183,021
63	Operation & Maintenance of Plant Services	2540	180,870	104,378	47,400	185,000	0	0	0	0	517,648
64	Pupil Transportation Services	2550	0	0	0	0	0	0	0	0	0
65	Food Services	2560	273,870	58,513	13,900	499,935	15,000	1,000	0	0	862,218
66	Internal Services	2570	0	0	0	0	0	0	0	0	0
67	**Total Support Services - Business**	**2500**	697,450	204,637	66,300	688,435	15,000	5,250	0	0	1,677,072
68	**Support Services - Central**	**2600**									
69	Direction of Central Support Services	2610	0	0	0	0	0	0	0	0	0
70	Planning, Research, Development & Evaluation Services	2620	0	0	0	0	0	0	0	0	0
71	Information Services	2630	0	0	0	0	0	0	0	0	0
72	Staff Services	2640	0	0	0	0	0	0	0	0	0
73	Data Processing Services	2660	265,949	84,392	390,000	30,000	338,200	0	0	0	1,108,541
74	**Total Support Services - Central**	**2600**	265,949	84,392	390,000	30,000	338,200	0	0	0	1,108,541
75	**Other Support Services - Misc.** *(Describe & Itemize)*	**2900**	47,889	32,595	18,000	33,598	0	6,650	0	0	138,732
76	**Total Support Services**	**2000**	3,036,112	1,112,847	704,091	836,949	357,000	146,850	0	0	6,193,849
77	**COMMUNITY SERVICES (ED)**	**3000**	0	0	0	0	0	0	0	0	0
78	**PAYMENTS TO OTHER DIST & GOVT UNITS (ED)**	**4000**									
79	**Payments to Other Dist & Govt Units (In-State)**	**4100**									
80	Payments for Regular Programs	4110			85,569			0			85,569
81	Payments for Special Education Programs	4120			24,958			66,805			91,763
82	Payments for Adult/Continuing Education Programs	4130			0			0			0
83	Payments for CTE Programs	4140			0			0			0
84	Payments for Community College Programs	4170			0			0			0
85	Other Payments to In-State Govt Units - Programs *(Describe & Itemize)*	4190			0			0			0
86	**Total Payments to Other Dist & Govt Units (In-State)**	**4100**			110,527			66,805			177,332
87	Payments for Regular Programs - Tuition	4210						2,000			2,000
88	Payments for Special Education Programs - Tuition	4220						255,000			255,000
89	Payments for Adult/Continuing Education Programs - Tuition	4230						0			0
90	Payments for CTE Programs - Tuition	4240						0			0
91	Payments for Community College Programs - Tuition	4270						0			0
92	Payments for Other Programs - Tuition	4280						0			0
93	Other Payments to In-State Govt Units - Tuition *(Describe & Itemize)*	4290						0			0
94	**Total Payments to Other Dist & Govt Units - Tuition (In State)**	**4200**						257,000			257,000
95	Payments for Regular Programs - Transfers	4310						0			0
96	Payments for Special Education Programs - Transfers	4320						0			0
97	Payments for Adult/Continuing Ed Programs - Transfers	4330						0			0
98	Payments for CTE Programs - Transfers	4340						0			0
99	Payments for Community College Program - Transfers	4370						0			0
100	Payments for Other Programs - Transfers	4380						0			0
101	Other Payments to In-State Govt Units - Transfers *(Describe & Itemize)*	4390			0			0			0
102	**Total Payments to Other Dist & Govt Units-Transfers (In State)**	**4300**			0			0			0
103	Payments to Other Dist & Govt Units (Out of State)	4400			0			0			0
104	**Total Payments to Other Dist & Govt Units**	**4000**			110,527			323,805			434,332
105	**DEBT SERVICE (ED)**	**5000**									
106	**Debt Service - Interest on Short-Term Debt**	**5100**									
107	Tax Anticipation Warrants	5110						0			0
108	Tax Anticipation Notes	5120						0			0
109	Corporate Personal Property Repl Tax Anticipated Notes	5130						0			0
110	State Aid Anticipation Certificates	5140						0			0
111	Other Interest on Short-Term Debt *(Describe & Itemize)*	5150						0			0
112	**Total Debt Service - Interest on Short-Term Debt**	**5100**						0			0
113	**Debt Service - Interest on Long-Term Debt**	**5200**						0			0
114	**Total Debt Service**	**5000**						0			0
115	**PROVISION FOR CONTINGENCIES (ED)**	**6000**						300,000			300,000
116	**Total Direct Disbursements/Expenditures (without Student Activity Funds (1999)**		11,895,629	4,325,051	1,248,179	1,216,254	579,758	1,415,254	0	0	20,680,125
117	**Total Direct Disbursements/Expenditures (with Student Activity Funds (1999)**		11,895,629	4,325,051	1,248,179	1,216,254	579,758	1,715,254	0	0	20,980,125
118	**Excess (Deficiency) of Receipts/Revenues Over Disbursements/Expenditures (without Student Activity Funds 1999)**										0

	A	B	C	D	E	F	G	H	I	J	K
1			(100)	(200)	(300)	(400)	(500)	(600)	(700)	(800)	(900)
2	Description: Enter Whole Numbers Only	Funct #	Salaries	Employee Benefits	Purchased Services	Supplies & Materials	Capital Outlay	Other Objects	Non-Capitalized Equipment	Termination Benefits	Total
119	**Excess (Deficiency) of Receipts/Revenues Over Disbursements/Expenditures (with Student Activity Funds 1999)**										0
120											
121	**20 - OPERATIONS AND MAINTENANCE FUND (O&M)**										
122	**SUPPORT SERVICES (O&M)**	**2000**									
123	**Support Services - Pupil**	**2100**									
124	Other Support Services - Pupils *(Describe & Itemize)*	2190	0	0	0	0	0	0	0	0	0
125	**Support Services - Business**	**2500**									
126	Direction of Business Support Services	2510	0	0	0	0	0	0	0	0	0
127	Facilities Acquisition & Construction Services	2530	0	0	60,000	0	1,004,000	0	0	0	1,064,000
128	Operation & Maintenance of Plant Services	2540	353,294	115,649	705,800	401,543	12,500	1,000	0	0	1,589,786
129	Pupil Transportation Services	2550	0	0	0	0	0	0	0	0	0
130	Food Services	2560					0		0		0
131	**Total Support Services - Business**	**2500**	353,294	115,649	765,800	401,543	1,016,500	1,000	0	0	2,653,786
132	**Other Support Services - Misc.** *(Describe & Itemize)*	**2900**	0	0	0	0	0	0	0	0	0
133	**Total Support Services**	**2000**	353,294	115,649	765,800	401,543	1,016,500	1,000	0	0	2,653,786
134	**COMMUNITY SERVICES (O&M)**	**3000**	0	0	0	0	0	0	0	0	0
135	**PAYMENTS TO OTHER DIST & GOVT UNITS (O&M)**	**4000**									
136	**Payments to Other Dist & Govt Units (In-State)**	**4100**									
137	Payments for Regular Programs	4110			0			0			0
138	Payments for Special Education Programs	4120			0			0			0
139	Payments for CTE Program	4140			0			0			0
140	Other Payments to In-State Govt Units - Programs *(Describe & Itemize)*	4190			0			0			0
141	**Total Payments to Other Dist & Govt Units (In-State)**	**4100**			0			0			0
142	Payments to Other Dist & Govt Units (Out of State) [14]	4400						0			0
143	**Total Payments to Other Dist & Govt Unit**	**4000**			0			0			0
144	**DEBT SERVICE (O&M)**	**5000**									
145	**Debt Service - Interest on Short-Term Debt**	**5100**									
146	Tax Anticipation Warrants	5110						0			0
147	Tax Anticipation Notes	5120						0			0
148	Corporate Personal Prop Repl Tax Anticipated Notes	5130						0			0
149	State Aid Anticipation Certificates	5140						0			0
150	Other Interest on Short-Term Debt *(Describe & Itemize)*	5150						0			0
151	**Total Debt Service - Interest on Short-Term Debt**	**5100**						0			0
152	**Debt Service - Interest on Long-Term Debt**	**5200**						0			0
153	**Total Debt Service**	**5000**						0			0
154	**PROVISION FOR CONTINGENCIES (O&M)**	**6000**						275,000			275,000
155	**Total Direct Disbursements/Expenditures**		353,294	115,649	765,800	401,543	1,016,500	276,000	0	0	2,928,786
156	**Excess (Deficiency) of Receipts/Revenues Over Disbursements/Expenditures**										0
157											
158	**30 - DEBT SERVICE FUND (DS)**										
159	**PAYMENTS TO OTHER DIST & GOVT UNITS (DS)**	**4000**									
160	**Payments to Other Dist & Govt Units (In-State)**	**4100**									
161	Payments for Regular Programs	4110						0			0
162	Payments for Special Education Programs	4120						0			0
163	Other Payments to In-State Govt Units - Programs *(Describe & Itemize)*	4190						0			0
164	**Total Payments to Other Dist & Govt Units (In-State)**	**4000**						0			0
165	**DEBT SERVICE (DS)**	**5000**									
166	**Debt Service - Interest on Short-Term Debt**	**5100**									
167	Tax Anticipation Warrants	5110						0			0
168	Tax Anticipation Notes	5120						0			0
169	Corporate Personal Prop Repl Tax Anticipation Notes	5130						0			0
170	State Aid Anticipation Certificates	5140						0			0
171	Other Interest on Short-Term Debt *(Describe & Itemize)*	5150						0			0
172	**Total Debt Service - Interest On Short-Term Debt**	**5100**						0			0
173	**Debt Service - Interest on Long-Term Debt**	**5200**						444,947			444,947
174	**Debt Service - Payments of Principal on Long-Term Debt [15] (Lease/Purchase Principal Retired)** *(Describe & Itemize)*	**5300**						1,170,000			1,170,000
175	**Debt Service - Other** *(Describe & Itemize)*	**5400**			5,000			0			5,000

	A	B	C	D	E	F	G	H	I	J	K
1			(100)	(200)	(300)	(400)	(500)	(600)	(700)	(800)	(900)
2	Description: Enter Whole Numbers Only	Funct #	Salaries	Employee Benefits	Purchased Services	Supplies & Materials	Capital Outlay	Other Objects	Non-Capitalized Equipment	Termination Benefits	Total
176	**Total Debt Service**	**5000**			5,000			1,614,947			1,619,947
177	**PROVISION FOR CONTINGENCIES (DS)**	**6000**						0			0
178	**Total Direct Disbursements/Expenditures**				5,000			1,614,947			1,619,947
179	**Excess (Deficiency) of Receipts/Revenues Over Disbursements/Expenditures**										18,782
180											
181	**40 - TRANSPORTATION FUND (TR)**										
182	**SUPPORT SERVICES (TR)**	**2000**									
183	**Support Services - Pupils**	**2100**									
184	Other Support Services - Pupils *(Describe & Itemize)*	2190	0	0	0	0	0	0	0	0	0
185	**Support Services - Business**										
186	Pupil Transportation Services	2550	351,023	18,727	2,413,763	143,000	270,798	500	0	0	3,197,811
187	Other Support Services - Business *(Describe & Itemize)*	2900	0	0	0	0	0	0	0	0	0
188	**Total Support Services**	**2000**	351,023	18,727	2,413,763	143,000	270,798	500	0	0	3,197,811
189	**COMMUNITY SERVICES (TR)**	**3000**	0	0	0	0	0	0	0	0	0
190	**PAYMENTS TO OTHER DIST & GOVT UNITS (TR)**	**4000**									
191	**Payments to Other Dist & Govt Units (In-State)**	**4100**									
192	Payments for Regular Program	4110			0			0			0
193	Payments for Special Education Programs	4120			0			0			0
194	Payments for Adult/Continuing Education Programs	4130			0			0			0
195	Payments for CTE Programs	4140			0			0			0
196	Payments for Community College Programs	4170			0			0			0
197	Other Payments to In-State Govt Units - Programs *(Describe & Itemize)*	4190			0			0			0
198	**Total Payments to Other Dist & Govt Units (In-State)**	**4100**			0			0			0
199	**Payments to Other Dist & Govt Units (Out-of-State)** *(Describe & Itemize)*	**4400**			0			0			0
200	**Total Payments to Other Dist & Govt Units**	**4000**			0			0			0
201	**DEBT SERVICE (TR)**	**5000**									
202	**Debt Service - Interest on Short-Term Debt**	**5100**									
203	Tax Anticipation Warrants	5110						0			0
204	Tax Anticipation Notes	5120						0			0
205	Corporate Personal Prop Repl Tax Anticipation Notes	5130						0			0
206	State Aid Anticipation Certificates	5140						0			0
207	Other Interest on Short-Term Debt *(Describe & Itemize)*	5150						0			0
208	**Total Debt Service - Interest On Short-Term Debt**	**5100**						0			0
209	**Debt Service - Interest on Long-Term Debt**	**5200**						0			0
210	**Debt Service - Payments of Principal on Long-Term Debt [15] (Lease/Purchase Principal Retired)** *(Describe & Itemize)*	**5300**						0			0
211	**Debt Service - Other** *(Describe & Itemize)*	**5400**						0			0
212	**Total Debt Service**	**5000**						0			0
213	**PROVISION FOR CONTINGENCIES (TR)**	**6000**						25,000			25,000
214	**Total Direct Disbursements/Expenditures**		351,023	18,727	2,413,763	143,000	270,798	25,500	0	0	3,222,811
215	**Excess (Deficiency) of Receipts/Revenues Over Disbursements/Expenditures**										0
216											
217	**50 - MUNICIPAL RETIREMENT/SOC SEC FUND (MR/SS)**										
218	**INSTRUCTION (MR/SS)**	**1000**									
219	Regular Program	1100		0							0
220	Pre-K Programs	1125		118,076							118,076
221	Special Education Programs (Functions 1200-1220)	1200		106,680							106,680
222	Special Education Programs Pre-K	1225		0							0
223	Remedial and Supplemental Programs K-12	1250		1,522							1,522
224	Remedial and Supplemental Programs Pre-K	1275		0							0
225	Adult/Continuing Education Programs	1300		0							0
226	CTE Programs	1400		0							0
227	Interscholastic Programs	1500		37,886							37,886
228	Summer School Programs	1600		535							535
229	Gifted Programs	1650		0							0
230	Driver's Education Programs	1700		4,658							4,658
231	Bilingual Programs	1800		0							0
232	Truant Alternative & Optional Programs	1900		0							0

	A	B	C	D	E	F	G	H	I	J	K
1			(100)	(200)	(300)	(400)	(500)	(600)	(700)	(800)	(900)
2	Description: Enter Whole Numbers Only	Funct #	Salaries	Employee Benefits	Purchased Services	Supplies & Materials	Capital Outlay	Other Objects	Non-Capitalized Equipment	Termination Benefits	Total
233	**Total Instruction**	**1000**		269,357							269,357
234	**SUPPORT SERVICES (MR/SS)**	**2000**									
235	**Support Services - Pupil**	**2100**									
236	Attendance & Social Work Services	2110		19,037							19,037
237	Guidance Services	2120		13,284							13,284
238	Health Services	2130		7,909							7,909
239	Psychological Services	2140		2,148							2,148
240	Speech Pathology & Audiology Services	2150		2,865							2,865
241	Other Support Services - Pupils *(Describe & Itemize)*	2190		0							0
242	**Total Support Services - Pupil**	**2100**		45,243							45,243
243	**Support Services - Instructional Staff**	**2200**									
244	Improvement of Instruction Services	2210		1,367							1,367
245	Educational Media Services	2220		6,086							6,086
246	Assessment & Testing	2230		0							0
247	**Total Support Services - Instructional Staff**	**2200**		7,453							7,453
248	**Support Services - General Administration**	**2300**									
249	Board of Education Services	2310		3,050							3,050
250	Executive Administration Services	2320		20,802							20,802
251	Special Area Administrative Services	2330		0							0
252	Claims Paid from Self Insurance Fund	2361		0							0
253	Risk Management and Claims Services Payments	2365		0							0
254	**Total Support Services - General Administration**	**2300**		23,852							23,852
255	**Support Services - School Administration**	**2400**									
256	Office of the Principal Services	2410		9,459							9,459
257	Other Support Services - School Administration *(Describe & Itemize)*	2490		0							0
258	**Total Support Services - School Administration**	**2400**		9,459							9,459
259	**Support Services - Business**	**2500**									
260	Direction of Business Support Services	2510		1,269							1,269
261	Fiscal Services	2520		16,725							16,725
262	Facilities Acquisition & Construction Services	2530		0							0
263	Operation & Maintenance of Plant Service	2540		67,727							67,727
264	Pupil Transportation Services	2550		25,910							25,910
265	Food Services	2560		40,901							40,901
266	Internal Services	2570		0							0
267	**Total Support Services - Business**	**2500**		152,532							152,532
268	**Support Services - Central**	**2600**									
269	Direction of Central Support Services	2610		0							0
270	Planning, Research, Development & Evaluation Services	2620		0							0
271	Information Services	2630		0							0
272	Staff Services	2640		0							0
273	Data Processing Services	2660		43,063							43,063
274	**Total Support Services - Central**	**2600**		43,063							43,063
275	**Other Support Services - Misc.** *(Describe & Itemize)*	**2900**		4,986							4,986
276	**Total Support Services**	**2000**		286,588							286,588
277	**COMMUNITY SERVICES (MR/SS)**	**3000**		0							0
278	**PAYMENTS TO OTHER DIST & GOVT UNITS (MR/SS)**	**4000**									
279	Payments for Regular Programs	4110		0							0
280	Payments for Special Education Programs	4120		0							0
281	Payments for CTE Programs	4140		0							0
282	**Total Payments to Other Dist & Govt Units**	**4000**		0							0
283	**DEBT SERVICE (MR/SS)**	**5000**									
284	**Debt Service - Interest on Short-Term Debt**	**5100**									
285	Tax Anticipation Warrants	5110						0			0
286	Tax Anticipation Notes	5120						0			0
287	Corporate Personal Prop Repl Tax Anticipation Notes	5130						0			0
288	State Aid Anticipation Certificates	5140						0			0
289	Other Interest on Short-Term Debt *(Describe & Itemize)*	5150						0			0
290	**Total Debt Service**	**5000**						0			0
291	**PROVISION FOR CONTINGENCIES (MR/SS)**	**6000**						0			0
292	**Total Direct Disbursements/Expenditures**			555,945				0			555,945

	A	B	C	D	E	F	G	H	I	J	K
1			(100)	(200)	(300)	(400)	(500)	(600)	(700)	(800)	(900)
2	Description: Enter Whole Numbers Only	Funct #	Salaries	Employee Benefits	Purchased Services	Supplies & Materials	Capital Outlay	Other Objects	Non-Capitalized Equipment	Termination Benefits	Total
293	Excess (Deficiency) of Receipts/Revenues Over Disbursements/Expenditures										0
294											
295	**60 - CAPITAL PROJECTS (CP)**										
296	**SUPPORT SERVICES (CP)**	**2000**									
297	**Support Services - Business**										
298	Facilities Acquisition & Construction Services	2530	0	0	0	0	900,000	0	0		900,000
299	Other Support Services - Business *(Describe & Itemize)*	2900	0	0	0	0	0	0	0		0
300	**Total Support Services**	**2000**	0	0	0	0	900,000	0	0		900,000
301	**PAYMENTS TO OTHER DIST & GOVT UNITS (CP)**	**4000**									
302	**Payments to Other Dist & Govt Units (In-State)**	**4100**									
303	Payments to Regular Programs	4110			0			0			0
304	Payment for Special Education Programs	4120			0			0			0
305	Payment for CTE Programs	4140			0			0			0
306	Payments to Other Govt Units - Programs (In-State) *(Describe & Itemize)*	4190			0			0			0
307	**Total Payments to Other Districts & Govt Units**	**4000**			0			0			0
308	**PROVISION FOR CONTINGENCIES (CP)**	**6000**						0			0
309	**Total Direct Disbursements/Expenditures**		0	0	0	0	900,000	0	0		900,000
310	**Excess (Deficiency) of Receipts/Revenues Over Disbursements/Expenditures**										0
311											
312	**70 WORKING CASH FUND (WC)**										
313											
314	**80 - TORT FUND (TF)**										
315	**INSTRUCTION (TF)**	**1000**									
316	Regular Programs	1100	0	0	0	0	0	0	0	0	0
317	Tuition Payment to Charter Schools	1115			0						0
318	Pre-K Programs	1125	0	0	0	0	0	0	0	0	0
319	Special Education Programs (Functions 1200 - 1220)	1200	0	0	0	0	0	0	0	0	0
320	Special Education Programs Pre-K	1225	0	0	0	0	0	0	0	0	0
321	Remedial and Supplemental Programs K-12	1250	0	0	0	0	0	0	0	0	0
322	Remedial and Supplemental Programs Pre-K	1275	0	0	0	0	0	0	0	0	0
323	Adult/Continuing Education Programs	1300	0	0	0	0	0	0	0	0	0
324	CTE Programs	1400	0	0	0	0	0	0	0	0	0
325	Interscholastic Programs	1500	0	0	0	0	0	0	0	0	0
326	Summer School Programs	1600	0	0	0	0	0	0	0	0	0
327	Gifted Programs	1650	0	0	0	0	0	0	0	0	0
328	Driver's Education Programs	1700	0	0	0	0	0	0	0	0	0
329	Bilingual Programs	1800	0	0	0	0	0	0	0	0	0
330	Truant Alternative & Optional Programs	1900	0	0	0	0	0	0	0	0	0
331	Pre-K Programs - Private Tuition	1910						0			0
332	Regular K-12 Programs Private Tuition	1911						0			0
333	Special Education Programs K-12 Private Tuition	1912						0			0
334	Special Education Programs Pre-K Tuition	1913						0			0
335	Remedial/Supplemental Programs K-12 Private Tuition	1914						0			0
336	Remedial/Supplemental Programs Pre-K Private Tuition	1915						0			0
337	Adult/Continuing Education Programs Private Tuition	1916						0			0
338	CTE Programs Private Tuition	1917						0			0
339	Interscholastic Programs Private Tuition	1918						0			0
340	Summer School Programs Private Tuition	1919						0			0
341	Gifted Programs Private Tuition	1920						0			0
342	Bilingual Programs Private Tuition	1921						0			0
343	Truants Alternative/Opt Ed Programs Private Tuition	1922						0			0
344	**Total Instruction[14]**	**1000**	0	0	0	0	0	0	0	0	0
345	**SUPPORT SERVICES (TF)**	**2000**									
346	**Support Services - Pupil**	**2100**									
347	Attendance & Social Work Services	2110	0	0	0	0	0	0	0	0	0
348	Guidance Services	2120	0	0	0	0	0	0	0	0	0
349	Health Services	2130	0	0	0	0	0	0	0	0	0
350	Psychological Services	2140	0	0	0	0	0	0	0	0	0
351	Speech Pathology & Audiology Services	2150	0	0	0	0	0	0	0	0	0

	A	B	C	D	E	F	G	H	I	J	K
1			(100)	(200)	(300)	(400)	(500)	(600)	(700)	(800)	(900)
2	**Description: Enter Whole Numbers Only**	**Funct #**	**Salaries**	**Employee Benefits**	**Purchased Services**	**Supplies & Materials**	**Capital Outlay**	**Other Objects**	**Non-Capitalized Equipment**	**Termination Benefits**	**Total**
352	Other Support Services - Pupils *(Describe & Itemize)*	2190	0	0	0	0	0	0	0	0	0
353	**Total Support Services - Pupil**	**2100**	0	0	0	0	0	0	0	0	0
354	**Support Services - Instructional Staff**	**2200**									
355	Improvement of Instruction Services	2210	0	0	0	0	0	0	0	0	0
356	Educational Media Services	2220	0	0	0	0	0	0	0	0	0
357	Assessment & Testing	2230	0	0	0	0	0	0	0	0	0
358	**Total Support Services - Instructional Staff**	**2200**	0	0	0	0	0	0	0	0	0
359	**Support Services - General Administration**	**2300**									
360	Board of Education Services	2310	0	0	5,000	0	0	0	0	0	5,000
361	Executive Administration Services	2320	0	0	0	0	0	0	0	0	0
362	Special Area Administration Services	2330	0	0	0	0	0	0	0	0	0
363	Claims Paid from Self Insurance Fund	2361	0	0	0	0	0	0	0		0
364	Risk Management and Claims Services Payments	2365	0	0	0	0	0	1,957	0		1,957
365	**Total Support Services - General Administration**	**2300**	0	0	5,000	0	0	1,957	0	0	6,957
366	**Support Services - School Administration**	**2400**									
367	Office of the Principal Services	2410	0	0	0	0	0	0	0	0	0
368	Other Support Services - School Administration *(Describe & Itemize)*	2490	0	0	0	0	0	0	0	0	0
369	**Total Support Services - School Administration**	**2400**	0	0	0	0	0	0	0	0	0
370	**Support Services - Business**	**2500**									
371	Direction of Business Support Services	2510	0	0	0	0	0	0	0	0	0
372	Fiscal Services	2520	0	0	0	0	0	0	0	0	0
373	Facilities Acquisition & Construction Services	2530	0	0	0	0	0	0	0	0	0
374	Operation & Maintenance of Plant Services	2540	0	0	0	0	0	70,417	0	0	70,417
375	Pupil Transportation Services	2550	0	0	0	0	0	0	0	0	0
376	Food Services	2560	0	0	0	0	0	0	0	0	0
377	Internal Services	2570	0	0	0	0	0	0	0	0	0
378	**Total Support Services - Business**	**2500**	0	0	0	0	0	70,417	0	0	70,417
379	**Support Services - Central**	**2600**									
380	Direction of Central Support Services	2610	0	0	0	0	0	0	0	0	0
381	Planning, Research, Development & Evaluation Services	2620	0	0	0	0	0	0	0	0	0
382	Information Services	2630	0	0	0	2,000	0	15,070	0	0	17,070
383	Staff Services	2640	0	0	0	0	0	0	0	0	0
384	Data Processing Services	2660	0	0	0	0	0	0	0	0	0
385	**Total Support Services - Central**	**2600**	0	0	0	2,000	0	15,070	0	0	17,070
386	**Other Support Services - Misc.** *(Describe & Itemize)*	**2900**	0	0	0	0	0	0	0	0	0
387	**Total Support Services**	**2000**	0	0	5,000	2,000	0	87,444	0	0	94,444
388	**COMMUNITY SERVICES (TF)**	**3000**	0	0	0	0	0	0	0	0	0
389	**PAYMENTS TO OTHER DIST & GOVT UNITS (TF)**	**4000**									
390	**Payments to Other Dist & Govt Units (In-State)**	4100									
391	Payments for Regular Programs	4110			0			0			0
392	Payments for Special Education Programs	4120			0			0			0
393	Payments for Adult/Continuing Education Programs	4130			0			0			0
394	Payments for CTE Programs	4140			0			0			0
395	Payments for Community College Programs	4170			0			0			0
396	Other Payments to In-State Govt Units - Programs *(Describe & Itemize)*	4190			0			0			0
397	**Total Payments to Other Dist & Govt Units (In-State)**	**4100**			0			0			0
398	Payments for Regular Programs - Tuition	4210						0			0
399	Payments for Special Education Programs - Tuition	4220						0			0
400	Payments for Adult/Continuing Education Programs - Tuition	4230						0			0
401	Payments for CTE Programs - Tuition	4240						0			0
402	Payments for Community College Programs - Tuition	4270						0			0
403	Payments for Other Programs - Tuition	4280						0			0
404	Other Payments to In-State Govt Units - Tuition *(Describe & Itemize)*	4290						0			0
405	**Total Payments to Other Dist & Govt Units - Tuition (In State)**	**4200**						0			0
406	Payments for Regular Programs - Transfers	4310						0			0
407	Payments for Special Education Programs - Transfers	4320						0			0
408	Payments for Adult/Continuing Ed Programs - Transfers	4330						0			0
409	Payments for CTE Programs - Transfers	4340						0			0
410	Payments for Community College Program - Transfers	4370						0			0
411	Payments for Other Programs - Transfers	4380						0			0

	A	B	C	D	E	F	G	H	I	J	K
1			(100)	(200)	(300)	(400)	(500)	(600)	(700)	(800)	(900)
2	Description: Enter Whole Numbers Only	Funct #	Salaries	Employee Benefits	Purchased Services	Supplies & Materials	Capital Outlay	Other Objects	Non-Capitalized Equipment	Termination Benefits	Total
412	Other Payments to In-State Govt Units - Transfers *(Describe & Itemize)*	4390			0			0			0
413	**Total Payments to Other Dist & Govt Units-Transfers (In State)**	**4300**			0			0			0
414	Payments to Other Dist & Govt Units (Out of State)	4400			0			0			0
415	**Total Payments to Other Dist & Govt Units**	**4000**			0			0			0
416	**DEBT SERVICE (TF)**	**5000**									
417	**Debt Service - Interest on Short-Term Debt**										
418	Tax Anticipation Warrants	5110						0			0
419	Tax Anticipation Notes	5120						0			0
420	Corporate Personal Property Replacement Tax Anticipation Notes	5130						0			0
421	State Aid Anticipation Certificates	5140						0			0
422	Other Interest or Short-Term Debt *(Describe & Itemize)*	5150						0			0
423	**Debt Service - Interest on Long-Term Debt**	**5200**						0			0
424	**Debt Service - Payments of Principal on Long-Term Debt [15] (Lease/Purchase Principal Retired)** *(Describe & Itemize)*	**5300**						0			0
425	**Debt Service - Other** *(Describe & Itemize)*	**5400**			0			0			0
426	**Total Debt Service**	**5000**			0			0			0
427	**PROVISION FOR CONTINGENCIES (TF)**	**6000**						0			0
428	**Total Direct Disbursements/Expenditures**		0	0	5,000	2,000	0	87,444	0	0	94,444
429	**Excess (Deficiency) of Receipts/Revenues Over Disbursements/Expenditures**										0
430											
431	**90 - FIRE PREVENTION & SAFETY FUND (FP&S)**										
432	**SUPPORT SERVICES (FP&S)**	**2000**									
433	**Support Services - Business**	**2500**									
434	Facilities Acquisition & Construction Services	2530	0	0	0	0	0	0	0		0
435	Operation & Maintenance of Plant Service	2540	0	0	0	0	0	0	0		0
436	**Total Support Services - Business**	**2500**	0	0	0	0	0	0	0		0
437	**Other Support Services - Misc.** *(Describe & Itemize)*	**2900**	0	0	0	0	0	0	0		0
438	**Total Support Services**	**2000**	0	0	0	0	0	0	0		0
439	**PAYMENTS TO OTHER DISTRICTS & GOVT UNITS (FP&S)**	**4000**									
440	Payments to Regular Programs	4110						0			0
441	Payments to Special Education Programs	4120						0			0
442	Other Payments to In-State Govt Units - Programs *(Describe & Itemize)*	4190						0			0
443	**Total Payments to Other Districts & Govt Units (FPS)**	**4000**						0			0
444	**DEBT SERVICE (FP&S)**	**5000**									
445	**Debt Service - Interest on Short-Term Debt**	**5100**									
446	Tax Anticipation Warrants	5110						0			0
447	Other Interest on Short-Term Debt *(Describe & Itemize)*	5150						0			0
448	**Total Debt Service - Interest on Short-Term Debt**	**5100**						0			0
449	**Debt Service - Interest on Long-Term Debt**	**5200**						0			0
450	**Debt Service - Payments of Principal on Long-Term Debt [15] (Lease/Purchase Principal Retired)** *(Describe & Itemize)*	**5300**						0			0
451	**Total Debt Service**	**5000**						0			0
452	**PROVISIONS FOR CONTINGENCIES (FP&S)**	**6000**						0			0
453	**Total Direct Disbursements/Expenditures**		0	0	0	0	0	0	0		0
454	**Excess (Deficiency) of Receipts/Revenues Over Disbursements/Expenditures**										61

	B	C	D	E	F	G	H
1	**If there is an amount in column C or column G, please describe the type of revenue or expenditure in column D or column H.**						
2	**Revenue Check:**	OK					
3	**Expenditure Check:**	OK					
4	**Revenues Acct. (EstRev tab)**	**Amount**	**Describe Revenue**		**Expenditures Fund-Function (EstExp tab)**	**Amount**	**Describe Expenditures**
5	**1190**				**10-2190**		
6	**1290**				**10-2490**		
7	**1614**				**10-2900**	**$ 138,732**	Student EC - non-sports
8	**1690**	**$ 5,000**	Vending Machine Revenue		**10-4190**		
9	**1790**				**10-4290**		
10	**1819**				**10-4390**		
11	**1829**				**10-4400**		
12	**1890**	**$ 100**	Textbook Replacement		**10-5150**		
13	**1993**	**$ 85,500**	Dual Credit Fee Reimbursement		**20-2190**		
14	**1999**	**$ 89,127**	Cooperative sports team payments, IGA payment for Transporation Director, Building Rental		**20-2900**		
15	**2300**				**20-4190**		
16	**3099**				**20-4400**		
17	**3199**				**20-5150**		
18	**3299**				**30-4190**		
19	**3499**				**30-5150**		
20	**3599**				**30-5300**	**$ 1,170,000**	Bonded debt payments
21	**3999**	**$ 51,025**	Library Grant and School Maintenance Grant		**30-5400**	**$ 5,000**	Fees for boned debt
22	**4009**				**40-2190**		
23	**4090**				**40-2900**		
24	**4199**				**40-4190**		
25	**4299**				**40-4400**		
26	**4399**				**40-5150**		
27	**4499**				**40-5300**		
28	**4699**				**40-5400**		
29	**4799**				**50-2190**		
30	**4998**				**50-2490**		
31					**50-2900**	**$ 4,986**	benefits for non-sport EC personnel
32					**50-5150**		
33					**60-2900**		
34					**60-4190**		
35					**80-2190**		
36					**80-2490**		
37					**80-2900**		
38					**80-4190**		
39					**80-4290**		
40					**80-4390**		
41					**80-4400**		
42					**80-5150**		
43					**80-5300**		
44					**80-5400**		
45					**90-2900**		
46					**90-4190**		
47					**90-5150**		
48					**90-5300**		

DEFICIT BUDGET SUMMARY INFORMATION - Operating Funds Only (School Districts Only)					
Description	**EDUCATIONAL FUND (10)**	**OPERATIONS & MAINTENANCE FUND (20)**	**TRANSPORTATION FUND (40)**	**WORKING CASH FUND (70)**	**TOTAL**
Direct Revenues	20,680,125	2,928,786	3,222,811	320,803	**27,152,525**
Direct Expenditures	20,680,125	2,928,786	3,222,811		**26,831,722**
Difference				320,803	**320,803**
Estimated Fund Balance - June 30, 2025				320,803	**320,803**

Balanced budget; no Deficit Reduction Plan is required.

A deficit reduction plan is required if the local board of education adopts (or amends) the 2024-2025 school district budget in which the "operating funds" listed above result in direct revenues (line 9, BudgetSum 2-4) being less than direct expenditures (line 19, BudgetSum 2-4) by an amount equal to or greater than one-third (1/3) of the ending fund balance (line 81, BudgetSum 2-4).

Note: *The balance is determined using only the four funds listed above. That is, if the estimated ending fund balance is less than three times the deficit spending, the district must adopt and file with ISBE a deficit reduction plan to balance the shortfall within three years.*

Per School Code (105 ILCS 5/17-1) - If the Deficit AFR Summary Information tab from the 2023-2024 Annual Financial Report (AFR) reflects a deficit as defined above, then the school district shall adopt and submit a deficit reduction plan (found here on page 23-27) to ISBE within 30 days after acceptance of the AFR.

The deficit reduction plan, if required, is developed using ISBE guidelines and format.

	A	B	C	D	E	F	G
1	**School Districts Only*		DEFICIT REDUCTION PLAN				
2			ESTIMATED BUDGET				
3	*53090308016*		FY2024-2025				
4	*District Number*						
5	***Washington CHSD 308***						
6	*District Name*		**Educational Fund**	**Operations & Maintenance Fund**	**Transportation Fund**	**Working Cash Fund**	**Total**
7	**ESTIMATED BEGINNING FUND BALANCE *(must equal prior Ending Fund Balance)***		0	0	0	0	0
8	**RECEIPTS/REVENUES**	**Acct #**					
9	**LOCAL SOURCES**	**1000**	13,496,701	2,878,786	2,501,811	320,803	19,198,101
10	**FLOW-THROUGH RECEIPTS/REVENUES FROM ONE DISTRICT TO ANOTHER DISTRICT**	**2000**	69,316	0	0		69,316
11	**STATE SOURCES**	**3000**	6,298,138	50,000	721,000	0	7,069,138
12	**FEDERAL SOURCES**	**4000**	815,970	0	0	0	815,970
13	**Total Receipts/Revenues**		20,680,125	2,928,786	3,222,811	320,803	27,152,525
14	**DISBURSEMENTS/EXPENDITURES**	**Funct #**					
15	**INSTRUCTION**	**1000**	13,751,944				13,751,944
16	**SUPPORT SERVICES**	**2000**	6,193,849	2,653,786	3,197,811		12,045,446
17	**COMMUNITY SERVICES**	**3000**	0	0	0		0
18	**PAYMENTS TO OTHER DISTRICTS & GOVT. UNITS**	**4000**	434,332	0	0		434,332
19	**DEBT SERVICES**	**5000**	0	0	0		0
20	**PROVISION FOR CONTINGENCIES**	**6000**	300,000	275,000	25,000		600,000
21	**Total Disbursements/Expenditures**		20,680,125	2,928,786	3,222,811		26,831,722
22	**Excess of Receipts/Revenue Over/(Under) Disbursements/Expenditures**		0	0	0	320,803	320,803
23	**OTHER SOURCES/USES OF FUNDS**						
24	**OTHER SOURCES OF FUNDS (7000)**		0	0	0	0	0
25	**OTHER USES OF FUNDS (8000)**		0	0	0	0	0
26	**TOTAL OTHER SOURCES/USES OF FUNDS**		0	0	0	0	0
27	**ESTIMATED ENDING FUND BALANCE**		0	0	0	320,803	320,803

	A	B	H	I	J	K	L
1	**School Districts Only*		ESTIMATED BUDGET FY2025-2026				
2							
3	*53090308016*						
4	*District Number*						
5	***Washington CHSD 308***						
6	*District Name*		**Educational Fund**	**Operations & Maintenance Fund**	**Transportation Fund**	**Working Cash Fund**	**Total**
7	**ESTIMATED BEGINNING FUND BALANCE *(must equal prior Ending Fund Balance)***		0	0	0	320,803	320,803
8	**RECEIPTS/REVENUES**	**Acct #**					
9	**LOCAL SOURCES**	**1000**					0
10	**FLOW-THROUGH RECEIPTS/REVENUES FROM ONE DISTRICT TO ANOTHER DISTRICT**	**2000**					0
11	**STATE SOURCES**	**3000**					0
12	**FEDERAL SOURCES**	**4000**					0
13	**Total Receipts/Revenues**		0	0	0	0	0
14	**DISBURSEMENTS/EXPENDITURES**	**Funct #**					
15	**INSTRUCTION**	**1000**					0
16	**SUPPORT SERVICES**	**2000**					0
17	**COMMUNITY SERVICES**	**3000**					0
18	**PAYMENTS TO OTHER DISTRICTS & GOVT. UNITS**	**4000**					0
19	**DEBT SERVICES**	**5000**					0
20	**PROVISION FOR CONTINGENCIES**	**6000**					0
21	**Total Disbursements/Expenditures**		0	0	0		0
22	**Excess of Receipts/Revenue Over/(Under) Disbursements/Expenditures**		0	0	0	0	0
23	**OTHER SOURCES/USES OF FUNDS**						
24	**OTHER SOURCES OF FUNDS (7000)**						0
25	**OTHER USES OF FUNDS (8000)**						0
26	**TOTAL OTHER SOURCES/USES OF FUNDS**		0	0	0	0	0
27	**ESTIMATED ENDING FUND BALANCE**		0	0	0	320,803	320,803

	A	B	M	N	O	P	Q
1	**School Districts Only*		ESTIMATED BUDGET FY2026-2027				
2							
3	*53090308016*						
4	*District Number*						
5	***Washington CHSD 308***						
6	*District Name*		**Educational Fund**	**Operations & Maintenance Fund**	**Transportation Fund**	**Working Cash Fund**	**Total**
7	**ESTIMATED BEGINNING FUND BALANCE *(must equal prior Ending Fund Balance)***		0	0	0	320,803	320,803
8	**RECEIPTS/REVENUES**	**Acct #**					
9	**LOCAL SOURCES**	**1000**					0
10	**FLOW-THROUGH RECEIPTS/REVENUES FROM ONE DISTRICT TO ANOTHER DISTRICT**	**2000**					0
11	**STATE SOURCES**	**3000**					0
12	**FEDERAL SOURCES**	**4000**					0
13	**Total Receipts/Revenues**		0	0	0	0	0
14	**DISBURSEMENTS/EXPENDITURES**	**Funct #**					
15	**INSTRUCTION**	**1000**					0
16	**SUPPORT SERVICES**	**2000**					0
17	**COMMUNITY SERVICES**	**3000**					0
18	**PAYMENTS TO OTHER DISTRICTS & GOVT. UNITS**	**4000**					0
19	**DEBT SERVICES**	**5000**					0
20	**PROVISION FOR CONTINGENCIES**	**6000**					0
21	**Total Disbursements/Expenditures**		0	0	0		0
22	**Excess of Receipts/Revenue Over/(Under) Disbursements/Expenditures**		0	0	0	0	0
23	**OTHER SOURCES/USES OF FUNDS**						
24	**OTHER SOURCES OF FUNDS (7000)**						0
25	**OTHER USES OF FUNDS (8000)**						0
26	**TOTAL OTHER SOURCES/USES OF FUNDS**		0	0	0	0	0
27	**ESTIMATED ENDING FUND BALANCE**		0	0	0	320,803	320,803

	A	B	R	S	T	U	V
1	**School Districts Only*		ESTIMATED BUDGET FY2027-2028				
2							
3	*53090308016*						
4	*District Number*						
5	***Washington CHSD 308***						
6	*District Name*		**Educational Fund**	**Operations & Maintenance Fund**	**Transportation Fund**	**Working Cash Fund**	**Total**
7	**ESTIMATED BEGINNING FUND BALANCE *(must equal prior Ending Fund Balance)***		0	0	0	320,803	320,803
8	**RECEIPTS/REVENUES**	**Acct #**					
9	**LOCAL SOURCES**	**1000**					0
10	**FLOW-THROUGH RECEIPTS/REVENUES FROM ONE DISTRICT TO ANOTHER DISTRICT**	**2000**					0
11	**STATE SOURCES**	**3000**					0
12	**FEDERAL SOURCES**	**4000**					0
13	**Total Receipts/Revenues**		0	0	0	0	0
14	**DISBURSEMENTS/EXPENDITURES**	**Funct #**					
15	**INSTRUCTION**	**1000**					0
16	**SUPPORT SERVICES**	**2000**					0
17	**COMMUNITY SERVICES**	**3000**					0
18	**PAYMENTS TO OTHER DISTRICTS & GOVT. UNITS**	**4000**					0
19	**DEBT SERVICES**	**5000**					0
20	**PROVISION FOR CONTINGENCIES**	**6000**					0
21	**Total Disbursements/Expenditures**		0	0	0		0
22	**Excess of Receipts/Revenue Over/(Under) Disbursements/Expenditures**		0	0	0	0	0
23	**OTHER SOURCES/USES OF FUNDS**						
24	**OTHER SOURCES OF FUNDS (7000)**						0
25	**OTHER USES OF FUNDS (8000)**						0
26	**TOTAL OTHER SOURCES/USES OF FUNDS**		0	0	0	0	0
27	**ESTIMATED ENDING FUND BALANCE**		0	0	0	320,803	320,803

	A	B	W	X	Y	Z
1	**School Districts Only*		**SUMMARY**			
2			**BUDGET ADDENDUM - DEFICIT REDUCTION PLAN**			
3	*53090308016*		**ESTIMATED BUDGET**			
4	*District Number*		*Date of Adoption:*			
5	***Washington CHSD 308***		*(Enter as MM/DD/YY)*			
6	*District Name*		**FY2024-2025**	**FY2025-2026**	**FY2026-2027**	**FY2027-2028**
7	**ESTIMATED BEGINNING FUND BALANCE *(must equal prior Ending Fund Balance)***		0	320,803	320,803	320,803
8	**RECEIPTS/REVENUES**	**Acct #**				
9	**LOCAL SOURCES**	**1000**	19,198,101	0	0	0
10	**FLOW-THROUGH RECEIPTS/REVENUES FROM ONE DISTRICT TO ANOTHER DISTRICT**	**2000**	69,316	0	0	0
11	**STATE SOURCES**	**3000**	7,069,138	0	0	0
12	**FEDERAL SOURCES**	**4000**	815,970	0	0	0
13	**Total Receipts/Revenues**		27,152,525	0	0	0
14	**DISBURSEMENTS/EXPENDITURES**	**Funct #**				
15	**INSTRUCTION**	**1000**	13,751,944	0	0	0
16	**SUPPORT SERVICES**	**2000**	12,045,446	0	0	0
17	**COMMUNITY SERVICES**	**3000**	0	0	0	0
18	**PAYMENTS TO OTHER DISTRICTS & GOVT. UNITS**	**4000**	434,332	0	0	0
19	**DEBT SERVICES**	**5000**	0	0	0	0
20	**PROVISION FOR CONTINGENCIES**	**6000**	600,000	0	0	0
21	**Total Disbursements/Expenditures**		26,831,722	0	0	0
22	**Excess of Receipts/Revenue Over/(Under) Disbursements/Expenditures**		320,803	0	0	0
23	**OTHER SOURCES/USES OF FUNDS**					
24	**OTHER SOURCES OF FUNDS (7000)**		0	0	0	0
25	**OTHER USES OF FUNDS (8000)**		0	0	0	0
26	**TOTAL OTHER SOURCES/USES OF FUNDS**		0	0	0	0
27	**ESTIMATED ENDING FUND BALANCE**		320,803	320,803	320,803	320,803

Deficit Reduction Plan-Background/Assumptions (School Districts Only)
Fiscal Year 2024-2025
through Fiscal Year 2027-2028

Washington CHSD 308 ***53090308016***

Please complete the following schedule and include a brief description to identify any areas of the budget that will be impacted from one year to the next. If the deficit reduction plan relies upon new local revenues, identify contingencies for further budget reductions which will be enacted in the event those new revenues are not available.

1. **Background and Narrative of Budget Reductions:**

2. **Assumptions Used in the Deficit Reduction Plan:**

- EBF and Estimated New Tier Funding:

- Equal Assessed Valuation and Tax Rates:

- Employee Salaries and Benefits:

Deficit Reduction Plan-Background/Assumptions (School Districts Only)
Fiscal Year 2024-2025
through Fiscal Year 2027-2028

- Short- and Long-Term Borrowing:

- Educational Impact:

- Other Assumptions:

- Has the district considered shared services or outsourcing (Ex: Transportation, Insurance)? If yes, please explain:

Evidence-Based Funding: Fiscal Year 2025 Spending Plan

WASHINGTON COMM H S DIST 308

Part I: Achieving Student Growth and Making Progress Toward State Education Goals

The questions below allow you to indicate the strategic priorities and strategies that will drive your efforts to achieve student growth and make progress toward state education goals. These may involve investing in any combination of an Organizational Unit's core resources: time, money, people, and programs.

Collaboration Opportunity - Organizational Units may find that Part I is most easily and effectively completed if led by program leaders in consultation with finance leaders.

1) What are the Organizational Unit's strategic goals for student success for the 2024-25 school year? What measures will be used to evaluate progress? (*No more than 2000 characters, including spaces.*)

* The district is continuing to expand its career and Technical Education programming; including building pathways. This goal will be measured by the development of additional pathways to help students succeed in post-secondary work or schooling. We will also continue to look at building and equipment needs to support our CTE programs.
*The district has a goal of addressing student attendance and greater support for home hospital students. This goal will be measured by the success of our home hospital students under our new HH supervision program as well as by student attendance records. Data will also be compiled to show the importance of attendance in regards to grades and discipline.
*The district has a goal of maintaining class sizes. This goal will be measure by the class size average from year-to-year.
*The district also has a goal of improving our aging facilities to create a safe and positive learning environment. This goal will be measured by buildng projects completed.

	Top Strategy 1	Top Strategy 2	Top Strategy 3
2) Select the top three strategies that the Organizational Unit will employ to achieve student growth and make progress toward state education goals. (Select three different responses from the dropdown list.)	Maintain or decrease class sizes	Maintain or expand college and career readiness options (e.g., CTE programming, AP/IB programming, dual credit/dual enrollment programming)	Provide interventions and services to reduce truancy or dropout rates

If "Other" was selected in question 2, please describe. (*No more than 1000 characters, including spaces.*)

Part II: Planned Use of Evidence-Based Funding

The questions below provide an opportunity to document the stakeholders with whom you consulted and the data you analyzed as you determined your strategic allocations of FY 2025 EBF dollars. Key statistics related to EBF distributions are provided for your reference. Form 50-36/50-39 is typically released before current-year appropriations are known. Therefore, the figures provided are for the prior fiscal year.

Collaboration Opportunity *- Organizational Units may find that questions in this section are most easily and effectively completed if led by finance leaders in consultation with program leaders.*

Evidence-Based Funding Organizational Unit Results (FY 2024)	*Final Resources / Adequacy Target =* ***Percent of Adequacy***	**Average Student Enrollment**	*1,471.50*	**Adequacy Target**	*$20,166,679*
		Final Resources	*$12,504,975*	**Percent of Adequacy**	*62%*
	Base Funding Minimum + Tier Funding = ***Gross State Contribution***	**Tier Assignment**	*1*	**Gross State Contribution**	*$5,910,196*
		FY24 Base Funding Minimum	*$4,674,294*	**FY 2024 Tier Funding**	*$1,235,902*
	Within FY 2024 Gross State Contribution, Resources Attributable to ***Specific Populations***	**Low-Income Students**	*$282,095*		
		English Learners (Els)	*$19*		
		Special Education	*$571,403*		

	FY 2025 Tier Funding	Funding Type (Select)	
1) FY 2025 Tier Funding Allocation*: Enter the dollar amount of Tier Funding (e.g., NEW MONEY only) allocated to the Organizational Unit for FY 2025. Select whether the amount is estimated or actual funding.	*$1,109,467*	Actual	**Note: Tier Funding allocations are published annually at https://www.isbe.net/Pages/ebfdistribution.aspx . Amounts are available in early August. Districts must use actual funding amounts if they are available before submitting the budget to ISBE.*

		Data Source 1	Data Source 2	Data Source 3
2)	**Select the top three sources of data used to inform the Organizational Unit's planned allocation of EBF dollars. (Select three different responses.)**	Attendance data (e.g., chronic absenteeism, graduation or dropout rates)	Student grades or other local academic performance data	Climate and culture survey data (e.g., Five Essentials Survey)

3)	**Indicate with which groups the Organizational Unit engaged to inform its intended allocation of EBF dollars. (Select any that apply; otherwise leave blank.)**	Bilingual Program Director(s)		Principals	Yes	Bilingual Parent Advisory Committee	
		Special Ed. Program Director(s)	Yes	School Improvement Teams	Yes	Other Parent Group(s)	
		Other Program Leaders	Yes	Teacher or Support Staff Unions	Yes	Community Focus Group(s)	
		School Board Members	Yes	Other School Staff	Yes	Other	
	[Optional] Provide a brief description of the Organizational Unit's process for consulting with internal and external stakeholders in determining the allocation of EBF dollars. (*No more than 1000 characters, including spaces.*)	The district worked with both internal and external stakeholders via meetings, surveyes, and advisory groups to discuss the needs of our district and develop goals. The adminstrators worked with Dpeartment Chairs, and Program Directors to determine the needs of individual departments through the utilization of data and focused discussion. The district also utilized the 5 Essentials survey and a communications survey to gain insights from our community members including students, parents, administrators, school board members, community leaders and members, teachers, and feeder school staff. The Board of Education worked with District leadership to develop their 2024-25 goals to help meet the needs shared by our community through all of those avenues.				

		Priority Investment 1	Priority Investment 2	Priority Investment 3
4)	**Given the data analyzed, the stakeholders consulted, and the priorities identified in Part I, indicate the top three priority investments the Organizational Unit will make with its FY 2025 Base Funding Minimum (e.g., excluding Tier Funding). Choose "Other" if investments do not match the provided list. (Select three different responses. "Other" may be selected more than once if needed.)**	School Site Staff	Employee Benefits	Core Teachers
	If "Other" was selected in question 4, please describe. (*No more than 1000 characters, including spaces.*)			

Cost Factor Table

5) The table below presents the regionally adjusted amount embedded in the Organizational Unit's FY 2024 Adequacy Target for each of the 34 cost factors in the Evidence-Based Funding model (Column F). Column G is required for all Organizational Units that receive at least $5,000 in Tier Funding, while column H is optional. Organizational Units may choose to provide additional narrative context in Columns I-M to elaborate on the figures included in the table. ISBE has produced guidance for populating the cost factor table. The guidance includes a definition for each cost factor, along with suggestions for using Employee Information System position codes and common expenditure accounts to support a determination of expenditures. This guidance is available at https://www.isbe.net/ebfspendingplan.

Column G: If the Organizational Unit will receive at least $5,000 in FY 2025 Tier Funding (as entered in Q2.1/cell G31), column G is required. Please indicate the Organizational Unit's planned expenditures in FY 2025 from Tier Funds only. Organizational Units are not expected to place a value in each cell. Rather, the table allows for the communication of priority investments with new state resources for the current fiscal year. During years in which there is no new Tier Funding, column G will not be required. During years in which Tier Funding is available, the amount of new Tier Funding entered in Q2.1/cell G31 above must equal the sum in cell G90 below. If some or all Tier Funding is invested outside of the cost factors, enter a dollar amount in cell G89 and provide additional context in the space for a narrative beginning in row 93.

Column H: Optionally, Organizational Units may populate column H with total planned expenditures in FY 2025 for each cost factor from all revenue sources (e.g., not just from EBF). By comparing the figures in column F to the figures entered in column H, the Organizational Unit may engage local stakeholders in productive dialogue about resource allocation decisions.

Cost Factors		Amount in FY 2024 Adjusted Adequacy Target	Budgeted FY 2025 Investments with New Tier Funding [Required]	Budgeted FY 2025 Expenditures (All Resources) [Optional]	Optional District Narratives
Core Investments	Core Teachers	$4,439,347			*Enter optional context for core investment decisions.*
	Specialist Teachers	$1,479,634			
	Instructional Facilitator	$530,556			
	Core Intervention Teacher	$176,852			
	Substitute Teachers	$140,871			
	Guidance Counselor	$453,313			
	Nurse	$107,892			
	Supervisory Aide	$196,479			
	Librarian	$177,538			
	Librarian Aide	$130,986			
	Principal	$263,383			
	Assistant Principal	$226,773			
	School Site Staff	$235,765			
	Subtotal	**$8,559,388**			

Per Student Investments	Gifted	$132,435			*Enter optional context for per student investment decisions.*
	Professional Development	$183,938			
	Instructional Materials	$478,238	$150,000		
	Assessments	$50,031			
	Computer & Tech Equipment	$840,227			
	Student Activities	$1,264,019			
	Maintenance & Operations	$2,002,712	$450,000		
	Central Office	$1,378,796			
	Employee Benefits	$3,774,027	$509,467		
	Subtotal*	**$9,964,351**	**$1,109,467**		
Additional Investments	Low-Income Intervention Teacher	$139,244			*Enter optional context for additional investment decisions.*
	Low-Income Pupil Support Staff	$139,244			
	Low-Income Extended Day Teacher	$145,184			
	Low-Income Summer School Teacher	$145,184			
	EL Intervention Teacher	$0			
	EL Pupil Support Staff	$0			
	EL Extended Day Teacher	$0			
	EL Summer School Teacher	$0			
	EL Core Teacher	$0			
	Sp Ed Teacher	$688,302			
	Sp Ed Instructional Assistant	$278,813			
	Sp Ed Psychologist	$106,971			
	Subtotal	**$1,642,941**			
	Other Investments				###########
	Total**	**$20,166,679**	**$1,109,467**		**Tier Funding Check (Cell G90)** **Complete, G90=G31**

*The subtotal for Per Student Investments is a calculated figure that adjusts salary portions of Central Office and Maintenance & Operations to account for regional salary differences. As a result, the sum of each individual cost factor will not equal the subtotal.
**The total is the Final Adequacy Target (adjusted for Regionalization Factor) calculated in the Full FY 2024 EBF Calculation file. Due to differences in rounding, this figure may vary slightly from the sum of the subtotals in this table.

If some or all Tier Funding was invested outside of the cost factors, please describe. (*No more than 1000 characters, including spaces.*)

Part III: Support for Special Student Groups

EBF statute sets aside specific allocations to be spent for special education, English learners, and low-income students. Per statue these designated funds must be spent on programs and services benefiting these specific student groups. Funds for English learners and low-income students must be spent in addition to, and not in lieu of, funding that supports general programs of instruction for all students. Funds attributable to special education must be used for the provision of special education facilities and services as outlined in ILCS 14-1.08. Current-year EBF amounts attributable to each of the special student groups must be reported in cells G100-G102 below. If the Organizational Unit received at least $5,000 for any of the student groups, a response to the questions below is required. For amounts less than $5,000, a response is optional. All other EBF funds may be spent in any manner deemed appropriate by the school district.

Collaboration Opportunity *- Organizational Units may find that questions in this section are most easily and effectively completed through collaboration between program leaders affiliated with each student group and finance leaders.*

			Enter Amounts	Select type	
1)	**FY 2025 Student Population Allocations*: Enter the dollar amount of resources attributable to Specific Populations within the FY25 Gross State Contribution. Enter "0" if no funds are allocated for a student group. Select whether amounts are estimated or actual.**	**Low-Income Students**	*$282,095*	Actual	**Note: Allocations for each of the three student groups are published annually at isbe.net/ebfdist under "Reports." Amounts are typically available by September 1. Districts must use actual funding amounts if they are available before submitting the budget to ISBE.*
		English Learners	*$19*	Actual	
		Special Education	*$571,418*	Actual	

2)

Organizational Unit investment of EBF dollars for low-income students: Select the investments that apply. (Optionally, dollar amounts for each investment may be entered.)
Response Required

Low-Income Intervention Teacher	Yes	Low-Income Extended Day Teacher		Other Investments	
[Optional - Enter $]		*[Optional - Enter $]*		*[Optional - Enter $]*	
Low-Income Pupil Support Staff	Yes	Low-Income Summer School Teacher			
[Optional - Enter $]		*[Optional - Enter $]*			

Additional context for the Organizational Unit's planned use of dollars attributable to low-income students in FY 2025. (*Required if "Other Investments" selected above. No more than 500 characters, including spaces.*)

The district will utilize our low-income EBF dollars to fund our academic interventions and supports including - Paper, study lab, tutoring lab, and home hospital supervision. These interventions provide extra support to students that are struggling in their academic classes.

3)

Organizational Unit investment of EBF dollars for English learners: Select the investments that apply. (Optionally, dollar amounts for each investment may be entered.)
Response Optional

English Learner Intervention Teacher		English Learner Extended Day Teacher		English Learner Core Teacher	
[Optional - Enter $]		*[Optional - Enter $]*		*[Optional - Enter $]*	
English Learner Pupil Support Staff	Yes	English Learner Summer School Teacher		Other Investments	
[Optional - Enter $]		*[Optional - Enter $]*		*[Optional - Enter $]*	

Additional context for the Organizational Unit's planned use of dollars attributable to English learners in FY 2025. (*Required if "Other Investments" selected above. No more than 500 characters, including spaces.*)

The district provides ELL suports to our students in need of these services. Resources offered include extra academic support and tutoring for our EL students. We also use these funds to help us identify EL students.

4)

Organizational Units investment of EBF dollars for Special Education: Select the investments that apply. (Optionally, dollar amounts for each investment may be entered.)
Response Required

Special Education Teacher	Yes	Special Education Psychologist	Yes
[Optional - Enter $]		*[Optional - Enter $]*	
Special Education Instructional Assistant	Yes	Other Investments	
[Optional - Enter $]		*[Optional - Enter $]*	

Additional context for the Organizational Unit's planned use of dollars attributable to Special Education students in FY 2025. (*Required if "Other Investments" selected above. No more than 500 characters, including spaces.*)

The district will utilize EBF dollars to support our special education students by maintaing our special education staff which will enable us to maintain our resource classrooms as well as our community-based instructional programming. We have also added additional social work staffing for the 24-25 school year.

Plan Assurances

Please complete the assurances below related to Article 14C of the Illinois School Code, which stipulates allowable expenditures for English learners. Organizational Units should maintain supporting documentation (e.g., sign-in sheets, meeting agendas) to affirm the veracity of the below assurances. Note that a separate collection of the Bilingual Service Plan takes place before each school year and must be separately reviewed by the Bilingual Parent Advisory Committee (BPAC). Responses in this plan should be aligned with information contained in the Bilingual Service Plan. Responses in this section are only required if an Organizational Unit receives any amount of EBF dollars attributable to English learners.

Collaboration Opportunity *- Organizational Units may find that the plan assurances are most easily and effectively completed if led by program leaders.*

1). "I hereby affirm that at least 60% of the school district's state funds attributable to English learners will be used for instructional costs of programs and services for English learners (function 1000), in accordance with Article 14C of the Illinois School Code. The remaining balance of state funds attributable to English learners will also be used to serve English learners."

Required Yes

2). "My school district has at least one attendance center with 20 or more English learners (including parental refusals) who speak the same home language other than English in grades K-12. Alternatively and/or additionally, my school district has at least one attendance center with 20 or more English learners (including parent refusals) who speak the same home language other than English in pre-K."

Required No

3). "I hereby affirm that the school district's BPAC will review this EBF Spending Plan by or before October 31, 2024."

N/A

4). Enter the anticipated date on which the BPAC review will take place and the name of the BPAC chair for SY 2024-25.

N/A

BPAC Meeting (MM/DD/YYYY)	
Name of Chair	

Spending Plan Completion Tracker		
Use the information below to confirm completion of all required questions. Note that the "status" column adjusts to responses, so the tracker is most helpful to consult after you have completed the spending plan.		
Question	**Status**	**Acceptance Criteria**
Part 1, Q1	Complete	Character length of response must be >10 and <=2000, including spaces.
Part 1, Q2	Complete	A different response must be selected in G11, I11, and L11; cells cannot be blank.
Part 1, Q2 (Narrative)	Complete	Response required only if "Other" selected in G11, I11, or L11; character length of response must be >10 and <=1000, including spaces.
Part 2, Q1	Complete	A numeric value must be entered in cell G31 (estimated or actual Tier Funding, or 0 if appropriations did not include Tier Funding). A type must be selected in cell H31.
Part 2, Q2	Complete	A different response must be selected in G35, I35, and L35; cells cannot be blank.
Part 2, Q3	Complete	At least one response must be selected.
Part 2, Q4	Complete	Cells G43, I43, and L43 cannot be blank. "Other" may be selected more than once, but other responses may not be repeated.
Part 2, Q4 (Narrative)	Complete	Response required only if "Other" selected in G43, I43, or L43; character length of response must be >10 and <=1000, including spaces.
Part 2, Q5 (Cell G90)	Complete	Cell G90 must be equal to the value in cell G31.
Part 2, Q5 (Narrative)	Complete	Response required only if a value was entered in cell G89; character length of response must be >10 and <=1000, including spaces.
Part 3, Q1 Low-Income Funds	Complete	A numeric value must be entered. A type must be selected in cell H100.
Part 3, Q1 English Learner Funds	Complete	A numeric value must be entered, which may be "0" if the organizational unit received no funding for the specified student group. A type must be selected in cell H101.
Part 3, Q1 Spec. Ed. Funds	Complete	A numeric value must be entered. A type must be selected in cell H102.
Part 3, Q2	Complete	At least one response must be selected.
Part 3, Q2 (Narrative)	Complete	Response required only if "Other Investments" was selected in the previous question; character length of response must be >10 and <=500, including spaces.
Part 3, Q3	Complete	At least one response must be selected.
Part 3, Q3 (Narrative)	Complete	Response required only if "Other Investments" was selected in the previous question; character length of response must be >10 and <=500, including spaces.
Part 3, Q4	Complete	At least one response must be selected.
Part 3, Q4 (Narrative	Complete	Response required only if "Other Investments" was selected in the previous question; character length of response must be >10 and <=500, including spaces.
Assurances 1	Complete	Response required if the value entered in cell G101>0.
Assurances 2	Complete	Response required if the value entered in cell G101>0.
Assurances 3	Complete	Response required if "Yes" selected in cell E133.
Assurances 4 (Meeting Date)	Complete	Response required if "Yes" selected in cell E133; enter date in MM/DD/YYYY format.
Assurances 4 (Name of Chair)	Complete	Response required if "Yes" selected in cell E133.

ESTIMATED LIMITATION OF ADMINISTRATIVE COSTS (School Districts Only)

(For Local Use Only)

This is an estimated Limitation of Administrative Costs Worksheet only and will not be accepted for Official Submission of the Limitation of Administrative Costs Worksheet.

The worksheet is intended for use during the budgeting process to estimate the district's percent increase of FY2025 budgeted expenditures over actual FY2024 expenditures. Budget information is copied to this page. Insert the prior year estimated actual expenditures to compute the estimated percentage increase (decrease).

The official Limitation of Administrative Costs Worksheet is attached to the end of the Annual Financial Report (ISBE Form 50-35) and may be submitted in conjunction with that report.
An official Limitation of Administrative Costs Worksheet can also be found on the ISBE website at: Limitation of Administrative Costs

ESTIMATED LIMITATION OF ADMINISTRATIVE COSTS WORKSHEET
(Section 17-1.5 of the School Code)

School District Name: **Washington CHSD 308**
RCDT Number: **53090308016**

			Estimated Actual Expenditures, Fiscal Year 2024				Budgeted Expenditures, Fiscal Year 2025			
			(10)	(20)	(80)		(10)	(20)	(80)	
	Description	**Funct. No.**	**Educational Fund**	**Operations & Maintenance Fund**	**Tort Fund**	**Total**	**Educational Fund**	**Operations & Maintenance Fund**	**Tort Fund**	**Total**
1.	Executive Administration Services	2320	362,825			362,825	364,525		0	364,525
2.	Special Area Administration Services	2330	0			0	0		0	0
3.	Other Support Services - School Administration	2490	0			0	0		0	0
4.	Direction of Business Support Services	2510	113,302			113,302	114,185	0	0	114,185
5.	Internal Services	2570				0	0		0	0
6.	Direction of Central Support Services	2610				0	0		0	0
7.	Deduct - Early Retirement or other pension obligations required by state law and included above.					0				0
8.	**Totals**		476,127	0	0	476,127	478,710	0	0	478,710
9.	**Estimated Percent Increase (Decrease) for FY2025 (Budgeted) over (Actual) FY 2024**									1%

REPORTING OF PUBLIC VENDOR CONTRACTS OF $1,000 OR MORE (School Districts Only)

In accordance with the School Code, Section 10-20.21, all ***school districts*** *are required to file a report listing 'vendor contracts' as an attachment to their budget. In this context, the term "vendor contracts" refers to "all contracts and agreements that pertain to goods and services that were intended to generate additional revenue and other remunerations for the* ***school district*** *in excess of $1,000, including without limitation vending machine contracts, sports and other attire, class rings, and photographic services.* ***The report is to list information regarding such contracts for the fiscal year immediately preceding the fiscal year of the budget.*** *All such contracts executed on or after July 1, 2007 must be approved by the school board.*

See: School Code, Section 10-20.21 - Contracts

Name of Vendor	Product or Service Provided	Net Revenue	Non-Monetary Remuneration	Purpose of Proceeds	Distribution Method and Recipient of Non-Monetary Remunerations Distributed
Pepsi	Vending machines and concession merchandise	5,000	0	Student activities	NA

Reference Description

1 Each fund balance should correspond to the fund balance reflected on the books as of June 30th - Balance Sheet Accounts #720 and #730 (audit figures, if available).

2 Accounting and Financial Reporting for Certain Grants and Other Financial Assistance. The "On-Behalf" Payments should only be reflected on this page (Budget Summary, Lines 10 and 20).

3 Requires the secretary of the school board to notify the county clerk (within 30 days of the transfer approval) to abate an equal amount of taxes to be next extended. See Sec. 10-22.14 & 17-2.11.

3a Requires notification to the county clerk to abate an equal amount from taxes next extended. See section 10-22.14

4 Principal on Bonds Sold:

(1) Funding Bonds are to be entered in the fund or funds in which the liability occurs.

(2) Refunding Bonds can be entered in the Debt Services Fund only.

(3) Building Bonds can be entered in the Capital Projects Fund only.

(4) Fire Prevention and Safety Bonds can be entered in the Fire Prevention & Safety Fund only.

5

The proceeds from the sale of school sites, buildings, or other real estate shall be used first to pay the principal and interest on any outstanding bonds on the property being sold, and after all such bonds have been retired, the remaining proceeds from the sale next shall be used by the school board to meet any urgent district needs as determined under Sections 2-3.12 and 17-2.11 of the School Code. Once these issues have been addressed, any remaining proceeds may be used for any other authorized purpose and for deposit into any district fund.

6 The School Code, Section 10-22.44 prohibits the transfer of interest earned on the investment of "any funds for purposes of Illinois Municipal Retirement under the Pension Code." This prohibition does not include funds for Social Security and Medicare-only purposes. For additional requirements on interest earnings, see 23 Illinois Administrative Code, Part 100, Section 100.50.

7 Cash plus investments must be greater than or equal to zero.

8 For cash basis budgets, this total will equal the Budget Summary - Total Direct Receipts/Revenues (Line 9) plus Total Other Sources of Funds (Line 46).

9 For cash basis budgets, this total will equal the Budget Summary - Total Direct Disbursements/Expenditures (Line 19) plus Total Other Uses of Funds (Line 79).

10 Working Cash Fund loans may be made to any district fund for which taxes are levied (Section 20-5 of the School Code).

11 Include revenue accounts 1110 through 1115, 1117,1118 & 1120.

12 The School Code Section 17-2.2c. Tax for leasing educational facilities or computer technology or both, and for temporary relocation expense purposes.

13 Corporate personal property replacement tax revenue must be first applied to the Municipal Retirement/Social Security Fund to replace tax revenue lost due to the abolition of the corporate personal property tax (30 ILCS 115/12). This provision does not apply to taxes levied for Medicare-Only purposes.

14 Only tuition payments made to private facilities. See Functions 4200 or 4400 for estimated public facility disbursements/expenditures.

15 Payment towards the retirement of lease/purchase agreements or bonded/other indebtedness (principal only) otherwise reported within the fund - e.g.: alternate revenue bonds. (Describe & Itemize)

16 Only abolishment of Working Cash Fund must transfer its funds directly to the Educational Fund upon adoption of a resolution and at the close of the current school Year (see 105 ILCS 5/20-8 for further explanation)
Only abatement of working cash fund can transfer its funds to any fund in most need of money
(see 105 ILCS 5/20-10 for further explanation)

CHECK FOR ERRORS
This worksheet checks various cells to assure that selected items are in balance.

Please fix errors below before submitting to ISBE.

Budget Item References	Message
1. Deficit Reduction Plan (DefReductPlan 23-27 tab)	
Is Deficit Reduction Plan Required? **(Joint Agreements do not complete Deficit Reduction Plan.)**	**Deficit Reduction Plan is not required**
If required, is Deficit Reduction Plan completed? **(DefReductPlan 23-27 tab)**	
2. Cover Page (Cover tab)	
District Name must be selected from **drop-down**. **(Cell H13)**	OK
Accounting Basis must be selected on Cover sheet.	OK
Dates **(Day, Month, Year)** must be input on Cover sheet.	OK
Board Names must be typed on Cover sheet.	**ERROR - TYPE BOARD NAMES**
3. Budget Summary: Other Sources (BudgetSum 2-4 tab - Acct 7000) must equal Other Uses (BudgetSum 2-4 tab - Acct 8000).	
Estimated Beginning Fund Balance July, 1 2023 for all Funds **(Cells C3 - K3)** **(Line must have a number or zero. Do not leave blank.)**	OK
Estimated Activity Fund Beginning Fund Balance July, 1 2023 **(Cell C83)** **(Cell must have a number or zero. Do not leave blank.)**	OK
Transfer Among Funds **(Funds 10, 20, 40 - Acct 7130 - Cells C29, D29, F29)**, must equal **(Funds 10, 20 & 40 - Acct 8130 - Cells C52, D52, F52)**.	OK
Transfer of Interest **(Funds 10 thru 90 - Acct 7140 - Cells C30:K30)**, must equal **(Funds 10 thru 60, & 80 - Acct 8140 - Cells C53:H53, J53)**.	OK
Transfer to Debt Service to Pay Principal on GASB 87 Leases **(Fund 30 - Acct 7400 - Cell E39)** must equal **(Funds 10, 20 & 60 - Acct 8400 Cells C57:H60)**.	OK
Transfer to Debt Service to Pay Interest on GASB 87 Leases **(Fund 30 - Acct 7500 - Cell E40)** must equal **(Funds 10, 20 & 60 - Acct 8500 - Cells C61:H64)**.	OK
Transfer to Debt Service Fund to Pay Principal on Revenue Bonds **(Fund 30 - Acct 7600 - Cell E41)** must equal **(Funds 10 & 20 - Acct 8600 - Cells C65:D68)**.	OK
Transfer to Debt Service to Pay Interest on Revenue Bonds **(Fund 30 - Acct 7700 - Cell E42)** must equal **(Funds 10 & 20 - Acct 8700 - Cells C69:D72)**.	OK
Transfer to Capital Projects Fund **(Fund 60 - Acct 7800 - Cell H43)** must equal **(Fund 10 & 20, Acct 8800 - Cells C73:D76)**.	OK
4. Summary of Cash Transactions: Beginning Cash Balance on Hand July 1, 2023 (CashSum 5 tab, All Funds) cannot be negative.	
Educational **(Fund 10 - Cell C3)**	OK
Operations & Maintenance **(Fund 20 - Cell D3)**	OK
Debt Service **(Fund 30 - Cell E3)**	OK
Transportation **(Fund 40 - Cell F3)**	OK
Municipal Retirement/Social Security **(Fund 50 - Cell G3)**	OK
Capital Projects **(Fund 60 - Cell H3)**	OK
Working Cash **(Fund 70 - Cell I3)**	OK
Tort **(Fund 80 - Cell J3)**	OK
Fire Prevention & Safety **(Fund 90 - Cell K3)**	OK
Activity Funds **(Cell C23)**	OK
5. Summary of Cash Transactions: Ending Cash Balance on Hand June 30, 2024 (CashSum 5 tab - All Funds) cannot be negative.	
Educational **(Fund 10 - Cell C21)**	OK
Operations & Maintenance **(Fund 20 - Cell D21)**	OK
Debt Service **(Fund 30 - Cell E21)**	OK
Transportation **(Fund 40 - Cell F21)**	OK
Municipal Retirement/Social Security **(Fund 50 - Cell G21)**	OK
Capital Projects **(Fund 60 - Cell H21)**	OK
Working Cash **(Fund 70 - Cell I21)**	OK
Tort **(Fund 80 - Cell J21)**	OK
Fire Prevention & Safety **(Fund 90 - Cell K21)**	OK
6. Summary of Cash Transactions: Other Receipts (CashSum 5 tab) must equal Other Disbursements (CashSum 5 tab).	
Interfund Loans Payable **(Funds 10:60, 80, 90 - Acct 411 - Cells C6:H6, J6:K6)** must equal Interfund Loans Receivable **(Funds 10:20, 40, 70 - Acct 141 - Cells C15:D15, F15, I15)**.	OK
Interfund Loans Receivable **(Funds 10, 20, 40, 70 - Acct 141 - Cells C7:D7, F7, I7)** must equal Interfund Loans Payable **(Funds 10:60, 80, 90 - Acct 411 - Cells C16:H16, J16, K16)**.	OK
7. Estimated Revenue (EstRev 6-11 tab)	
Amounts must be input for revenue.	OK
8. Estimated Expenditures (EstExp 12-20 tab)	
Amounts must be input for expenditures.	OK
9. Itemization Notes: Revenues/Expenditures reported that require note on Itemize 21 tab.	
Include brief note(s) describing revenue source.	OK
Include brief note(s) describing expenditure use.	OK
10. EBF Spending Plan	
All required questions have been answered.	OK

End of Balancing

PUBLIC HEARING AND OVERVIEW OF e-Learning Days

Procedure:

Dr. Freeman:

1. The e-Learning plan was an action item at the Regular Board Meeting on August 12, 2024.
2. A Legal Notice for the Public Hearing was published in a local newspaper on August 28, 2024.

Board President:

1. The President of the Board of Education shall ask if there is anyone present who wishes to comment on the e-Learning Days. Comments shall be recorded by the secretary. In accordance with Board Policy 2:230, speakers are to give their name and address (address is optional) and be limited to three minutes.
2. After comments have been received, the President of the Board of Education shall close the Public Hearing.

CERTIFICATE OF THE PUBLISHER

State of Illinois
County of Tazewell §

Hagel Publications, Inc. certifies that it is the publisher of the Washington Courier. The Washington Courier is a secular newspaper, has been continuously published weekly for more than fifty (50) weeks prior to the first publication of the attached notice, is published in the city of Washington, township of Washington, county of Tazewell, State of Illinois, is of general circulation throughout that county and surrounding area, and is a newspaper as defined by 715 ILCS 5/5.

A notice, a true copy of which is attached, was published 1 times in the Washington Courier, namely one time per week for 1 successive weeks. The first publication of the notice was made in the newspaper, dated and published on 08/28/2024, and the last publication of the notice was made in the newspaper dated and published on 08/28/2024. This notice was also placed on a statewide public notice website as required by 715 ILCS 5/2.1.

In witness, Hagel Publications, Inc. has signed this certificate by Joi L. Hagel-DeArmond, its president, at Washington, Illinois, on 09/04/2024.

Hagel Publications, Inc.

By: Joi L. Hagel-DeArmond

Joi L. Hagel-DeArmond
President

STATE OF ILLINOIS
County of Tazewell }§

I, **Dawn D. Farrar**

In and for, and residing in said County, in the State aforesaid, DO HEREBY CERTIFY, that **Joi L. Hagel-DeArmond** personally known to me to be the same person whose name subscribed to the forgoing instrument, appeared before me this day in person and acknowledged that he signed, sealed and delivered the said instrument as his free and voluntary act for the uses and purposes therein set forth.

GIVEN under my hand and Notary seal, this 4 day of September A.D. 2024

Dawn D. Farrar

My Commission Expires
09/10/2024

"OFFICIAL SEAL"
DAWN D. FARRAR
Notary Public, State of Illinois
My Commission Expires 09/10/2024

PUBLIC HEARING NOTICE

NOTICE IS HEREBY GIVEN by the Board of Education of Washington Community High School District #308 in the County of Tazewell, State of Illinois, that a public hearing on implementing e-Learning days will be held at 7:10 PM on the 9th day of September, 2024, at the Washington Community High School Library, 115 Bondurant St., Washington, Illinois.

Y9

Washington #308 e-Learning Plan/Alternative Learning Day (ALD)

The Washington Community High School District (WCHS) may implement an Alternative Learning Day, also known as an e-Learning day, in the event school must be cancelled. An Alternative Learning Day (ALD) may be issued in place of an emergency day, as defined by the Illinois State Board of Education. In most cases, an ALD would likely be used in the case of closing school due to poor weather conditions but could be used for other emergency situations (loss of power, water, or other need to close one or all school buildings). This document summarizes the District's plan for implementing an ALD.

Issuing an ALD: In the event conditions are such that school must be cancelled, administration will do its best to make that determination by 6:00 AM. Sometimes this is not possible, as conditions can change rather quickly in Central Illinois, but the goal will be to make the determination by the specified time. Once the decision is made, students, staff, and parents will be notified via (in order of sequence):

- District call system (phone);
- School social media outlets (Facebook/Twitter);
- Announcement utilizing our website (www.wacohi.net);
- Communication via local television/radio stations.

If an ALD is implemented, everyone will be notified in the same manner as when school is cancelled (phone/social media/website/television). Students will be expected to utilize the day to work on their required assignments/activities as described below in the Student Assignments/Activities section.

Student Assignments/Activities (5:15 clock hours): Expectations for student assignments/activities are going to vary greatly based on grade levels and subject matter. It is also important to realize that many students may have other responsibilities (shoveling snow, watching siblings, work, etc.) or be in a different environment. Our students have multiple classes, remember that they will have work from each teacher.

- General Education Courses: Teachers will provide students with an email/google classroom announcement announcing their assignment(s) by 9:30 AM on the morning the ALD is initiated
- Special Education Services: Special education personnel will be available to students through electronic sources as applicable, based on student need and IEP goals. Modifications and adaptations will also be included in all assignments, based on the needs of the student and IEP goals.
- Instruction
    1. Teachers may provide optional live sessions. Google Meet will be the supported platform that can be utilized for this process. Teachers who choose to communicate with their class via Google Meet should utilize the following schedule:

9:00-9:30	Zero hour
9:30-10:00	1st hour
10:00-10:30	2nd hour
10:30-11:00	3rd hour
11:00-11:30	4th hour
11:30-12:30	Lunch (no meetings)
12:30-1:00	5th hour
1:00-1:30	6th hour
1:30-2:00	7th hour

2. Content/Materials/Presentation - approximately 20-30 minutes of work time per day
3. Homework/practice- Maximum work time (instruction/homework combined) = 45 minutes per day

Student Accountability: Students will be accountable for completing the assigned tasks. Students will have no more than two days to complete assignments for each ALD utilized. Teachers will hold students accountable for completing their work.

Student Attendance: Students will be expected to attend virtually on e-Learning days based on procedures outlined in each class by their instructors.

- Teachers will take attendance for each class. Attendance may be earned per teacher direction (ex. Google Meet attendance, assignment, exit ticket, etc.).
- Students unable to participate in a live Google Meet will be provided an alternative assignment to be completed by 11:59PM on the E-Learning day in order to be counted as present for attendance.
- Parents are expected to report in for students who are sick and unable to participate in an E-Learning day. Failure to report student illness within the required 24 hour time period will result in an unexcused absence.

Teacher Responsibilities and Schedule:

School Day

7:45 AM - 9:30 AM Prep Time

- Teachers post lessons by 9:30 AM each day.

9:00 AM - 3:15 PM Instructional Availability

- Teachers will work from home.

Course & Grading Expectations

- Teachers will provide a grade for students in each period of instruction (general assessment, participation, exit ticket, etc.).
- Teachers will use different methods to deliver instruction, but all assignments will be meaningful and will keep courses moving forward.
- Teachers will be giving assignments and providing assessments as needed.

- Teachers will record assessment in Skyward. Feedback will be returned in a timely fashion.
- Teachers will be available to respond to all student contact/questions between 7:45 AM and 3:15 PM.

Teachers will use a varied approach to deliver instruction. These include, but are not limited to:

- Lesson recordings
- Interactive discussion boards, blogs, chats, etc.
- Video Clips, online publications, articles, shared documents, etc.
- Online activities such as Kahoot, IXL, Desmos, etc.
- Other instructional techniques may be used if approved by administration
- IEP/504: All teachers have access to accommodations.

All teachers will use a published format (website, Google Classroom, etc.) to communicate all assignments. (Not relying on just a daily email).

Washington CHSD # 308

District Enrollment - Current Year

9/3/24

How Many Students are Enrolled in each Grade Level?

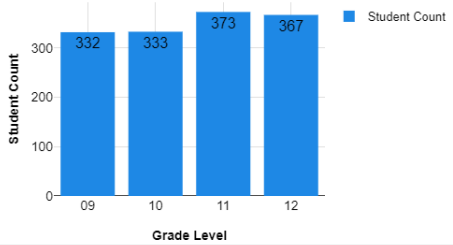

Enrollment By Gender

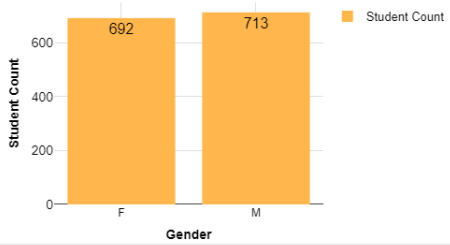

Student Enrollment

School Year	Student Count
2025	1,405

Filters

- Case Manager
- Chronic Absenteeism
- Class Of
- Counselor
- Disability

View Filters

Including

- Student Status
  - Active

Enrollment By Race

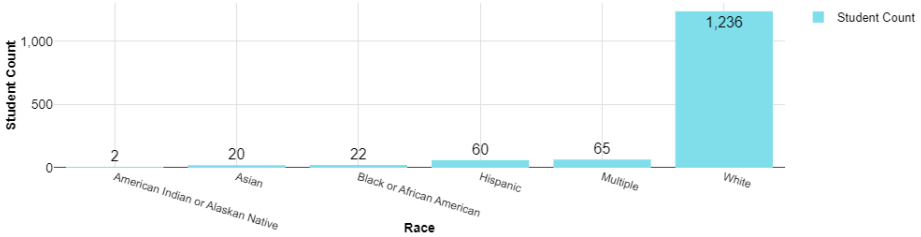

Enrollment By Ethnicity

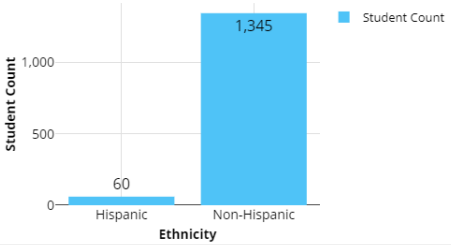

Enrollment By Special Ed Status

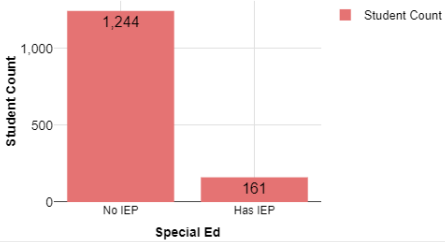

Enrollment By LEP

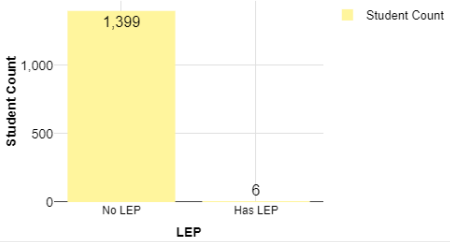

Enrollment By Low Income

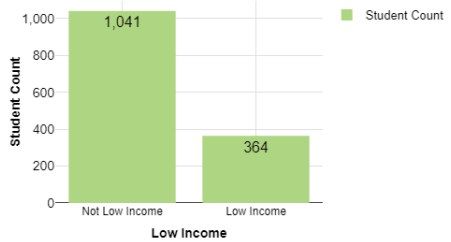

WASHINGTON COMMUNITY HIGH SCHOOL DISTRICT 308
Pupil Survey - August 2024
Enrollment Based on Sixth Day Attendance

		Dist. 50	Dist. 51	Dist. 52				
Graduation Year	Grade	J. Hensey & Beverly Manor	Central Primary & Central Intermediate	Lincoln Grade & Washington Middle	St. Patrick	Current Totals by Grade	Total High School Enrollment	Entering WCHS School Year
2025	12					366		
2026	11					373		
2027	10					331		
2028	9					334	1,404	2024-25
2029	8	56	177	88	16	337	1,375	2025-26
2030	7	63	161	102	25	351	1,353	2026-27
2031	6	62	150	83	14	309	1,331	2027-28
2032	5	66	166	105	14	351	1,348	2028-29
2033	4	58	146	86	14	304	1,315	2029-30
2034	3	54	136	96	14	300	1,264	2030-31
2035	2	55	127	91	15	288	1,243	2031-32
2036	1	58	117	68	14	257	1,149	2032-33
2037	K	51	131	79	12	273	1,118	2033-34
Total		523	1,311	798	138	4,174		

Comparison	Aug. 2023	Aug. 2024	Change 2023 to 2024
Dist. 50	541	523	(18)
Dist. 51	1,251	1,311	60
Dist. 52	802	798	(4)
St. Patrick	149	138	(11)
Dist. 308	1,464	1,404	(60)
Total	4,207	4,174	(33)
Total (Public)	4,058	4,036	(22)

Washington Community High School

SAT | SAT School Day Spring 2024 | 11th Grade

Total

	# of Testers	Score Distribution	Mean Total Score (400-1600)
School	328		400 **1048** 1600
District	328		400 **1048** 1600
State (Public Schools Only)	137,938		400 **953** 1600
State (All Schools)	140,592		400 **953** 1600
U.S. and U.S. Territories	1,238,095		400 **952** 1600
Global Testers	1,241,011		400 **952** 1600

Spring 2023

Mean Total Score: 1051

Washington Community High School

SAT

Score Year Comparison

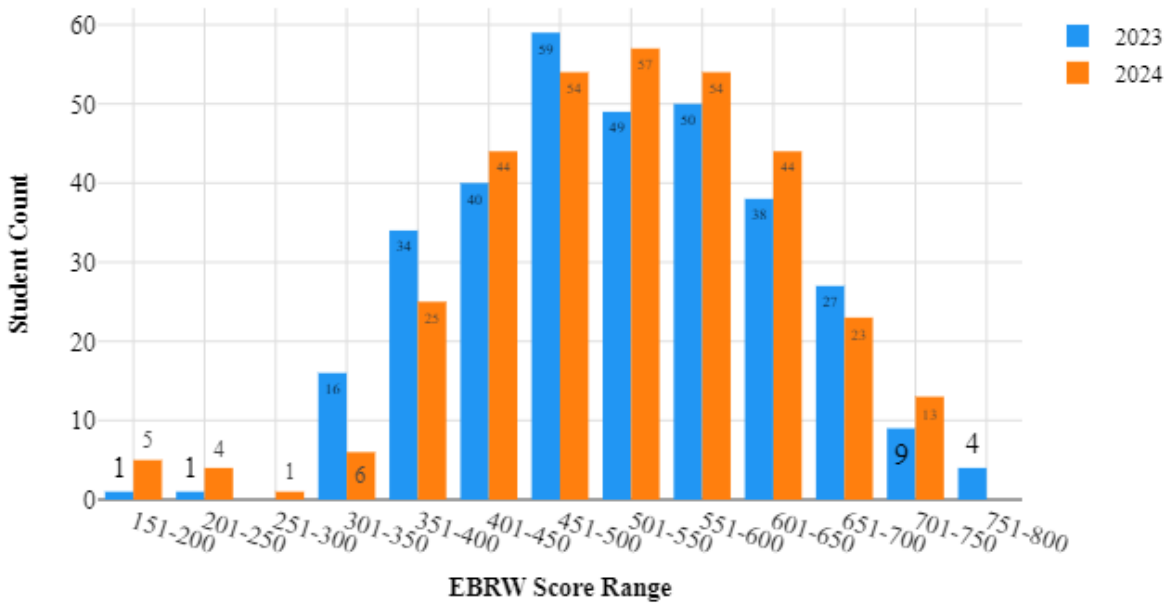

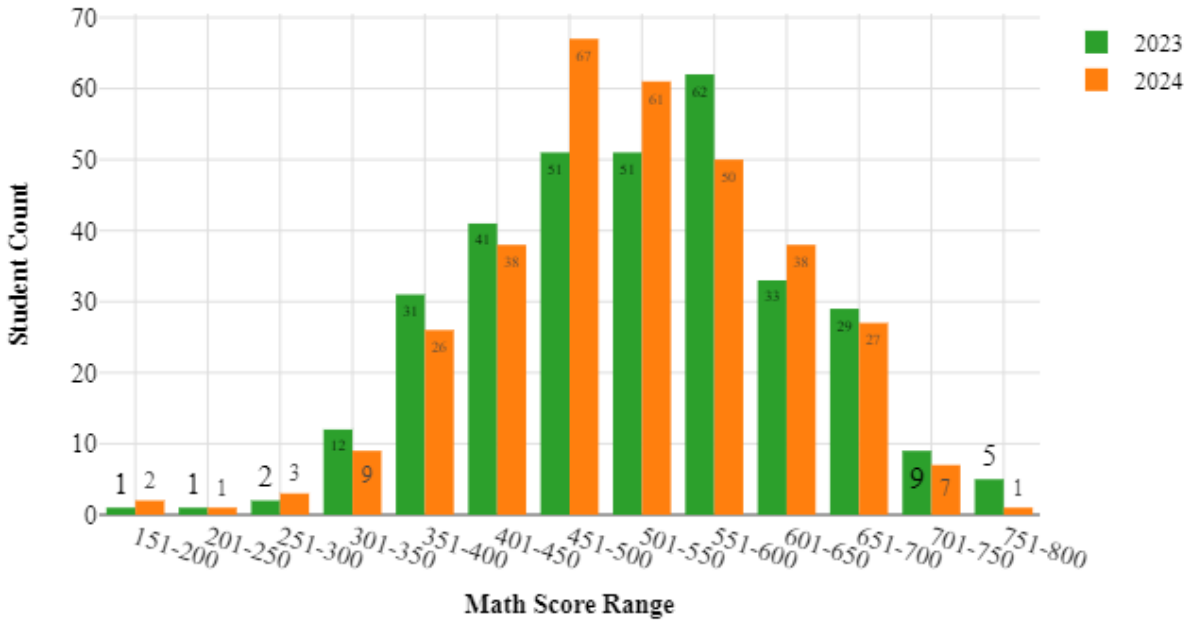

Spring 2023

Mean Total Score: 522

Spring 2024

Mean Total Score: 524

Spring 2023

Mean Total Score: 529

Spring 2024

Mean Total Score: 524

Washington Community High School

PSAT 10 | Spring 2024 | 10th Grade

Total

	# of Testers	Score Distribution	Mean Total Score (320-1520)
School	367		320 **973** 1520
District	367		320 **973** 1520
State (Public Schools Only)	135,358		320 **895** 1520
State (All Schools)	138,639		320 **895** 1520
U.S. and U.S. Territories	475,102		320 **899** 1520
Global Testers	485,221		320 **901** 1520

Spring 2023

Mean Total Score: 969

Washington Community High School

PSAT 10

Score Year Comparison

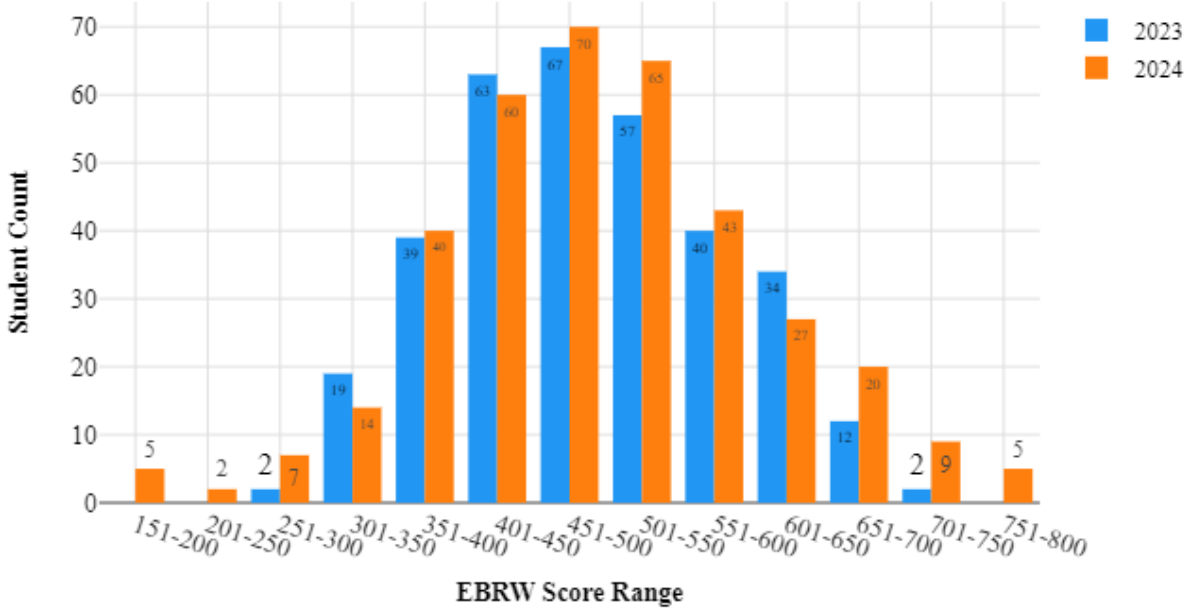

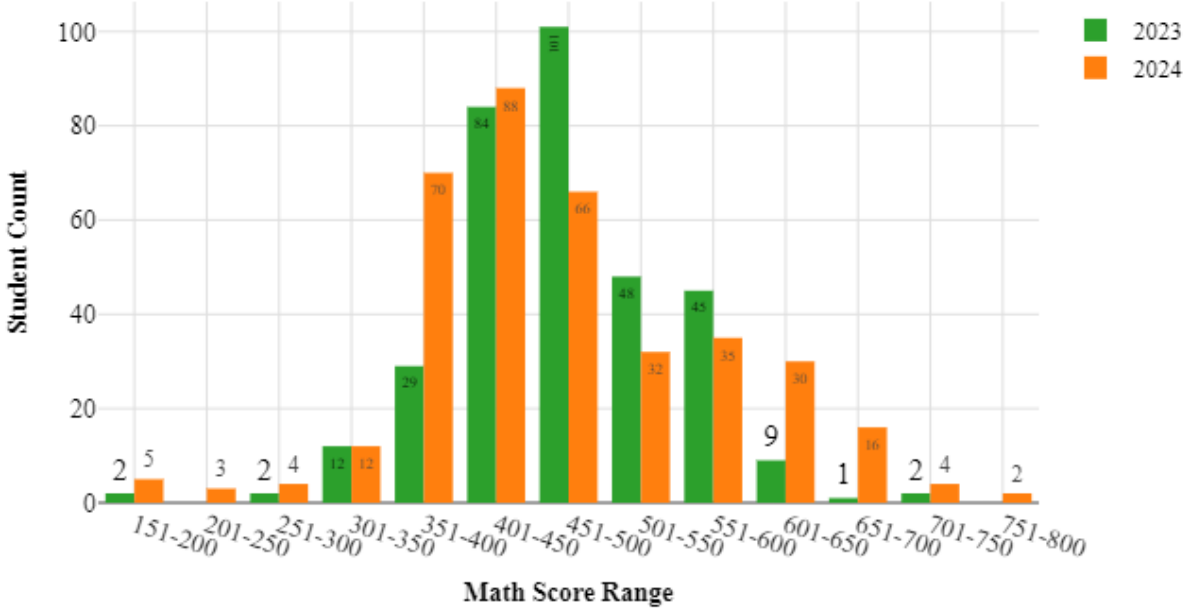

Spring 2023

Mean Total Score: 492

Spring 2024

Mean Total Score: 498

Spring 2023

Mean Total Score: 477

Spring 2024

Mean Total Score: 474

Washington Community High School

PSAT 8/9 | Spring 2024 | 9th Grade

Total

	# of Testers	Score Distribution	Mean Total Score (240-1440)
School	322		240 **928** 1440
District	322		240 **928** 1440
State (Public Schools Only)	137,203		240 **862** 1440
State (All Schools)	140,404		240 **862** 1440
U.S. and U.S. Territories	375,706		240 **860** 1440
Global Testers	381,237		240 **861** 1440

Spring 2023

Mean Total Score: 971

Washington Community High School

PSAT 8/9

Score Year Comparison

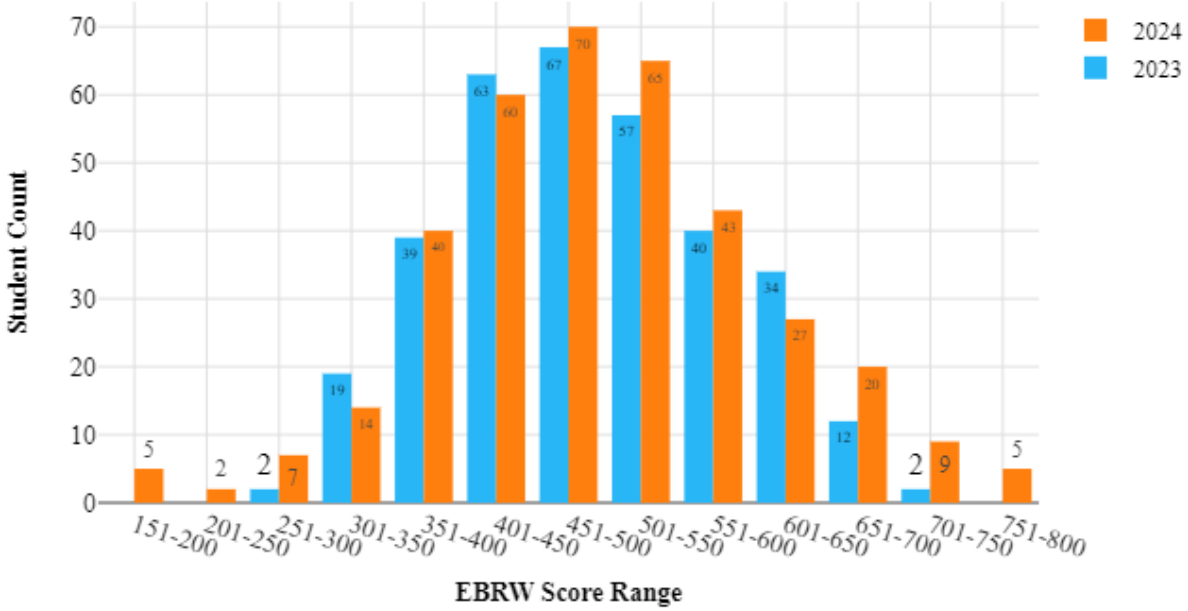

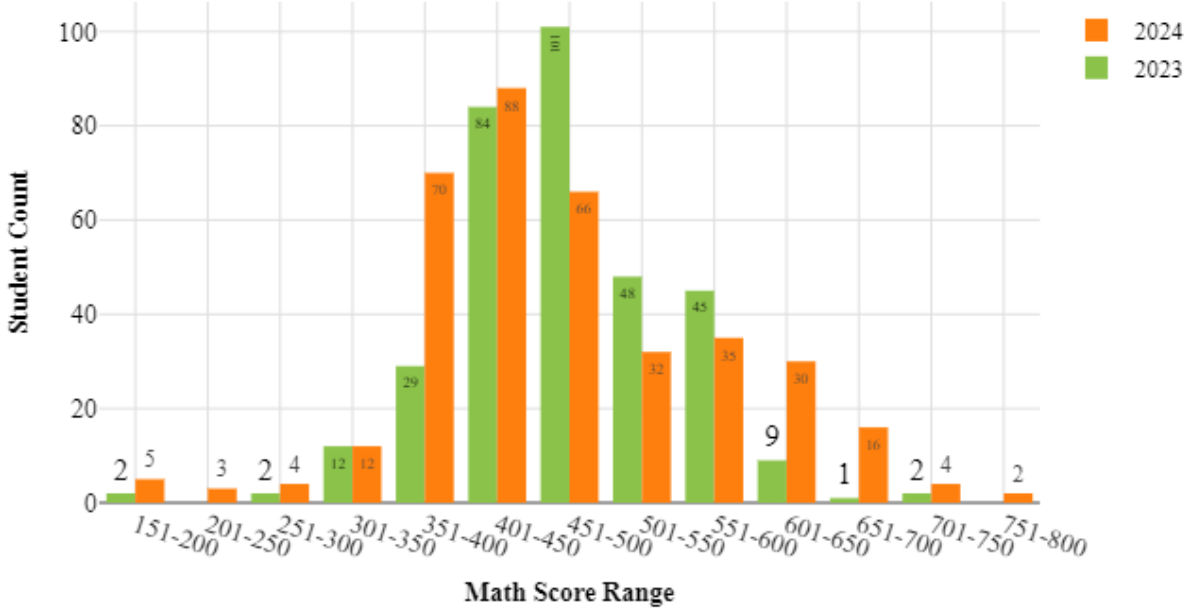

Spring 2023

Mean Total Score: 483

Spring 2024

Mean Total Score: 472

Spring 2023

Mean Total Score: 488

Spring 2024

Mean Total Score: 456

WCHS Facility Usage Report
Outside Entities
2023-24

Entity	Purpose	Location
Washington Park District	Practices and Games	Gyms
JFL	Practices and Games	Practice Field and Stadium
Washington D50	Graduation	Torry Gym
Central D51	Graduation	Stadium
Rotary	Annual Pancake Breakfast	MPR and Kitchen
St. Pat's	Track Events	Track
Prairie Wind Ensemble	Practices	Band Room
Disc Golf - Ledgestone	Disc Golf Tournament	Open Fields next to soccer
Alec Peters Basketball Camp	Basketball Camp	Torry Gym
KB Strong	TOC	Torry Gym, West Gym, MPR
Eastside Volleyball	Volleyball Games	Torry Gym
Washington Wrestling Club	Youth Wrestling Tourney	MPR, Torry, West Gym, Wrestling Room

EIS Administrator and Teacher Salary and Benefits Report - School Year 2024

7/17/2024 12:24 pm

Washington CHSD 308
115 Bondurant St, Washington, IL 61571
530903080160000

Selection Criteria: (Employer) Employees = All

Name	Position	Base Salary	FTE	Vacation Days	Sick Days	Bonuses	Annuities	Retirement Enhancements	Other Benefits
Aberle, Victoria S	200-Teacher	$75,953.08	1.00	0	15	$0.00	$0.00	$6,604.62	$22,590.96
Allen, Joanna R	200-Teacher	$59,334.61	1.00	0	13	$0.00	$0.00	$5,159.53	$10,317.24
Banzhoff, Jayme C	200-Teacher	$72,432.84	1.00	0	15	$0.00	$0.00	$6,298.51	$10,326.60
Barth, Kimberly S	124-Dean of Students Admin (admin endorsement held)	$72,177.68	1.00	0	20	$0.00	$0.00	$7,138.45	$23,304.81
Bauer, Blake A	200-Teacher	$60,188.31	1.00	0	13	$0.00	$0.00	$5,233.77	$22,590.96
Baughman, Phillip P	200-Teacher	$60,188.31	1.00	0	13	$0.00	$0.00	$5,233.77	$22,578.48
Beverlin, Karen Leigh	101-Assistant/Associate District Superintendent	$129,287.50	1.00	20	20	$0.00	$0.00	$12,786.67	$23,869.63
Boitnott, Lindsey A	250-Special Education Teacher	$71,804.95	1.00	0	15	$0.00	$0.00	$6,243.91	$22,590.96
Broadt, Sally H	200-Teacher	$95,713.05	1.00	0	13	$0.00	$0.00	$8,322.88	$10,326.60
Brooks, Jeffrey J	200-Teacher	$75,945.22	1.00	0	15	$0.00	$0.00	$6,603.94	$22,590.96
Buckner, Samantha M	200-Teacher	$50,190.34	1.00	0	13	$0.00	$0.00	$4,364.38	$118.56
Calvert, Randi M	200-Teacher	$63,376.93	1.00	0	13	$0.00	$0.00	$5,511.04	$22,584.72
Carrillo St John, Lora	200-Teacher	$52,549.81	1.00	0	13	$0.00	$0.00	$4,569.55	$10,295.40
Cassulo, Dennis P	200-Teacher	$83,390.08	1.00	0	15	$0.00	$0.00	$7,251.31	$156.00
Cassulo, Elizabeth A	200-Teacher	$100,116.16	1.00	0	15	$0.00	$0.00	$8,705.76	$22,590.96
Childers, Allison M	152-Special Education Director	$92,500.00	1.00	20	20	$0.00	$0.00	$9,148.35	$11,241.44
Clifford, John C	200-Teacher	$62,032.24	1.00	0	13	$0.00	$0.00	$5,394.11	$22,590.96
Crouch, Darrell W	200-Teacher	$99,127.75	1.00	0	15	$0.00	$0.00	$8,619.81	$22,590.96
Crull, Trisha M	200-Teacher	$57,627.22	1.00	0	13	$0.00	$0.00	$5,011.06	$10,309.44
Dahm, Cale T	200-Teacher	$56,902.82	1.00	0	13	$0.00	$0.00	$4,948.07	$22,590.96
Davis, Aaron B	200-Teacher	$89,192.25	1.00	0	13	$0.00	$0.00	$7,755.85	$156.00
Davis, Zachary S	200-Teacher	$62,638.17	1.00	0	13	$0.00	$0.00	$5,446.80	$22,590.96
Dayhoff, Dawn D	200-Teacher	$82,569.17	1.00	0	15	$0.00	$0.00	$7,179.93	$156.00
Dunker, Nicole D	250-Special Education Teacher	$65,918.90	1.00	0	13	$0.00	$0.00	$5,732.08	$22,590.96
England, Lisa L	200-Teacher	$75,956.73	1.00	0	15	$0.00	$0.00	$6,604.94	$22,590.96
Engstrom, Travis M	200-Teacher	$72,626.70	1.00	0	13	$0.00	$0.00	$6,315.37	$22,590.96
Fillman, Tara L E	200-Teacher	$80,896.26	1.00	0	15	$0.00	$0.00	$7,034.46	$156.00
Foster, Scott F	200-Teacher	$89,193.64	1.00	0	13	$0.00	$0.00	$7,755.97	$22,590.96
Freeman, Kyle W	100-District Superintendent	$175,510.04	1.00	15	20	$0.00	$0.00	$17,358.13	$24,677.89

Name	Position	Base Salary	FTE	Vacation Days	Sick Days	Bonuses	Annuities	Retirement Enhancements	Other Benefits
Frye, James	200-Teacher	$48,690.34	1.00	0	13	$0.00	$0.00	$4,233.94	$10,293.84
Fuller, Lisa D	200-Teacher	$92,484.69	1.00	0	13	$0.00	$0.00	$8,042.15	$22,590.96
Fuller, Thomas C	124-Dean of Students Admin (admin endorsement held)	$72,177.68	1.00	0	20	$0.00	$0.00	$7,138.45	$23,304.81
Gardner, Tricia D	200-Teacher	$67,665.93	1.00	0	15	$0.00	$0.00	$5,884.00	$22,590.96
Geisz, Joel	200-Teacher	$80,027.37	1.00	0	13	$0.00	$0.00	$6,958.90	$22,590.96
Gladson, Darby	200-Teacher	$48,000.78	1.00	0	13	$0.00	$0.00	$4,173.98	$10,284.48
Greiner, Christina R	200-Teacher	$88,363.53	1.00	0	15	$0.00	$0.00	$7,683.79	$22,590.96
Grimes, Laura A	200-Teacher	$63,120.71	1.00	0	13	$0.00	$0.00	$5,488.76	$10,326.60
Hatchel, Shelby L	200-Teacher	$50,953.02	1.00	0	13	$0.00	$0.00	$4,430.70	$10,304.76
Heidbreder, Christa M	250-Special Education Teacher	$72,510.24	1.00	0	13	$0.00	$0.00	$6,305.24	$22,590.96
Heuermann, Marc A	200-Teacher	$50,203.34	1.00	0	13	$0.00	$0.00	$4,365.51	$129.48
Joop, Eric T	200-Teacher	$69,308.35	1.00	0	13	$0.00	$0.00	$6,026.82	$22,590.96
Kamienski, Kara K	250-Special Education Teacher	$55,246.37	1.00	0	13	$0.00	$0.00	$4,804.03	$22,578.48
Keyes-Lutz, Janelle K	200-Teacher	$63,339.11	1.00	0	13	$0.00	$0.00	$5,507.75	$22,590.96
Kilgus, Paige N	200-Teacher	$54,644.15	1.00	0	13	$0.00	$0.00	$4,751.67	$22,575.36
Knoblauch, Herb T	107-General Administrator or General Supervisor	$113,492.75	1.00	0	20	$0.00	$0.00	$11,224.56	$11,449.06
Kuchan, Margaret E	200-Teacher	$75,757.74	1.00	0	13	$0.00	$0.00	$6,587.63	$22,590.96
Kugler, John M	200-Teacher	$85,057.53	1.00	0	13	$0.00	$0.00	$7,396.31	$22,590.96
Lemm, Amanda	200-Teacher	$61,128.59	1.00	0	13	$0.00	$0.00	$5,315.53	$22,590.96
Marsh, Daniel L	200-Teacher	$63,507.57	1.00	0	13	$0.00	$0.00	$5,522.40	$10,326.60
McCune, Kerry	250-Special Education Teacher	$57,452.13	1.00	0	13	$0.00	$0.00	$4,995.84	$22,570.68
McLauchlan, Meghan Elizabeth	200-Teacher	$69,547.92	1.00	0	13	$0.00	$0.00	$6,047.65	$22,590.96
Metz, Lauren J	200-Teacher	$69,321.28	1.00	0	13	$0.00	$0.00	$6,027.94	$22,590.96
Miller, Nicholas L	200-Teacher	$74,289.87	1.00	0	13	$0.00	$0.00	$6,459.99	$10,326.60
Murphy-Ege, Sara J	200-Teacher	$82,569.16	1.00	0	15	$0.00	$0.00	$7,179.93	$22,590.96
Ortiz, Katherine M	200-Teacher	$73,465.51	1.00	0	15	$0.00	$0.00	$6,388.31	$10,326.60
Pacelli, Megan L	250-Special Education Teacher	$69,547.92	1.00	0	13	$0.00	$0.00	$6,047.65	$156.00
Pacelli, Nicholas P	250-Special Education Teacher	$80,924.06	1.00	0	15	$0.00	$0.00	$7,036.88	$22,590.96
Parks, Jenna	200-Teacher	$53,387.64	1.00	0	13	$0.00	$0.00	$4,642.41	$11,406.96
Parrott, Brett A	200-Teacher	$74,289.87	1.00	0	15	$0.00	$0.00	$6,459.99	$22,590.96
Parrott, Lisa C	200-Teacher	$72,633.26	1.00	0	15	$0.00	$0.00	$6,315.94	$156.00
Petravick, Kathryn A	200-Teacher	$61,436.62	1.00	0	13	$0.00	$0.00	$5,342.32	$10,326.60
Raubach-Davis, Holly	104-Assistant Principal	$100,585.68	1.00	20	20	$0.00	$0.00	$9,948.03	$23,585.76
Reem, Daniel W	200-Teacher	$95,815.77	1.00	0	15	$0.00	$0.00	$8,331.81	$156.00
Reem, Lara J	200-Teacher	$94,155.36	1.00	0	15	$0.00	$0.00	$8,187.43	$22,590.96
Reiser, Jennifer M	200-Teacher	$82,531.74	1.00	0	15	$0.00	$0.00	$7,176.68	$22,590.96
Ritthaler, Meghan A	250-Special Education Teacher	$59,334.61	1.00	0	13	$0.00	$0.00	$5,159.53	$22,583.16
Sandberg, Kelly A	200-Teacher	$77,600.57	1.00	0	13	$0.00	$0.00	$6,747.88	$22,590.96

Name	Position	Base Salary	FTE	Vacation Days	Sick Days	Bonuses	Annuities	Retirement Enhancements	Other Benefits
Sanneman, Cassidy	200-Teacher	$49,440.34	1.00	0	13	$0.00	$0.00	$4,299.16	$124.80
Schermerhorn, Eric S	200-Teacher	$80,912.54	1.00	0	15	$0.00	$0.00	$7,035.88	$22,590.96
Schone, Baylie J	200-Teacher	$50,975.96	1.00	0	13	$0.00	$0.00	$4,432.69	$10,300.08
Sidwell, Nathan P	200-Teacher	$71,804.95	1.00	0	15	$0.00	$0.00	$6,243.91	$22,590.96
Sinclair, Daniel Peter	200-Teacher	$58,480.92	1.00	0	13	$0.00	$0.00	$5,085.30	$10,315.68
Slover, Brad	250-Special Education Teacher	$79,248.42	1.00	0	13	$0.00	$0.00	$6,891.17	$10,326.60
Smith, Thomas F	200-Teacher	$94,159.16	1.00	0	15	$0.00	$0.00	$8,187.76	$22,590.96
Snider, Christopher L	124-Dean of Students Admin (admin endorsement held)	$81,740.18	1.00	0	20	$0.00	$0.00	$8,084.19	$23,399.38
Stafford, Kimberly L	611-Resource Teacher Other	$79,173.17	1.00	0	15	$0.00	$0.00	$6,884.63	$22,590.96
Stage, Brittany R	200-Teacher	$60,214.94	1.00	0	13	$0.00	$0.00	$5,236.08	$22,580.04
Starkey, Luke M	250-Special Education Teacher	$57,548.50	1.00	0	13	$0.00	$0.00	$5,004.22	$22,578.48
Stevens, Karen S	103-Principal	$126,377.01	1.00	20	20	$0.00	$0.00	$12,498.82	$1,405.88
Stevens, Todd R	200-Teacher	$90,848.45	1.00	0	15	$0.00	$0.00	$7,899.87	$22,590.96
Stout, Lisa E	200-Teacher	$87,536.48	1.00	0	15	$0.00	$0.00	$7,611.87	$22,590.96
Strohkirch, Rosa Z	200-Teacher	$63,786.98	1.00	0	13	$0.00	$0.00	$5,546.70	$22,584.72
Tallman, James P	200-Teacher	$93,703.77	1.00	0	15	$0.00	$0.00	$8,148.16	$10,326.60
Thorton, Daniel A	200-Teacher	$50,190.34	1.00	0	13	$0.00	$0.00	$4,364.38	$22,576.92
Tollakson, Kathleen L	200-Teacher	$55,750.52	1.00	0	13	$0.00	$0.00	$4,847.87	$10,326.60
Uftring, Grant D	200-Teacher	$66,897.67	1.00	0	13	$0.00	$0.00	$5,817.19	$22,590.96
Walcott, Troy A	200-Teacher	$86,708.18	1.00	0	15	$0.00	$0.00	$7,539.85	$22,590.96
Warfield, Melissa	200-Teacher	$85,049.73	1.00	0	15	$0.00	$0.00	$7,395.63	$22,590.96
Weigel, Sarah R	200-Teacher	$58,428.19	1.00	0	13	$0.00	$0.00	$5,080.71	$10,314.12
Wenzel, April M	200-Teacher	$76,713.56	1.00	0	15	$0.00	$0.00	$6,670.75	$22,590.96
Whisker, Curtis J	200-Teacher	$80,912.54	1.00	0	13	$0.00	$0.00	$7,035.88	$22,590.96
Winter, Lindsay M	107-General Administrator or General Supervisor	$93,677.68	1.00	20	20	$0.00	$0.00	$9,264.82	$23,517.44
Wood, Jillian M	250-Special Education Teacher	$84,229.22	1.00	0	15	$0.00	$0.00	$7,324.28	$22,590.96
Wyzgowski, Torri Kristen	200-Teacher	$55,919.19	1.00	0	13	$0.00	$0.00	$4,862.54	$10,306.32
Zehr, Daniel D	200-Teacher	$72,633.26	1.00	0	15	$0.00	$0.00	$6,315.94	$22,590.96
Zimmerman, Andrea N	250-Special Education Teacher	$64,354.39	1.00	0	13	$0.00	$0.00	$5,596.04	$10,326.60

Totals

Distinct Employee Count: 96 **Distinct Positions Count:** 96 **Total Positions Count:** 96 **Vacation Days:** 115 **Sick Days:** 1382

Base Salary: $7,167,325.76 **Bonuses:** $0.00 **Annuities:** $0.00 **Retirement Enhancements:** $635,877.64 **Other Benefits:** $1,639,055.14

Washington Community High School
2024-2025 Expense Report
As of August 31, 2024

Expenses by Fund		Budgeted		Actual	% Expended	Remaining
Education Fund - 10	$	*20,680,124.95*	$	*3,116,500.39*	15.1%	84.9%
Operations & Maintenance Fund - 20	$	*2,928,785.90*	$	*658,151.59*	22.5%	77.5%
Bond & Interest Fund - 30	$	*1,619,947.00*	$	-	0.0%	100.0%
Transportaton Fund - 40	$	*1,546,094.64*	$	*391,409.36*	25.3%	74.7%
Transportation Special Ed Coop Fund - 41	$	*1,676,716.32*	$	*292,906.55*	17.5%	82.5%
IMRF/Social Security Fund - 50	$	*555,944.29*	$	*73,977.64*	13.3%	86.7%
Capital Improvements Fund - 60	$	*900,000.00*	$	-	0.0%	100.0%
Working Cash Fund - 70	$	-	$	-	0.0%	0.0%
Tort Immunity Fund - 80	$	*94,444.00*	$	*17,402.65*	18.4%	81.6%
Life Safety Fund - 90	$	-	$	-	0.0%	0.0%
Totals	***$***	***30,002,057.10***	***$***	***4,550,348.18***	**15.2%**	**84.8%**
		-		-		-

Itemized Expenses:		Budgeted		Actual	% Expended	% Remaining
Payroll	$	12,599,944.64	$	1,837,039.11	14.6%	85.4%
Retirement/Insurance	$	4,459,428.35	$	688,335.98	15.4%	84.6%
IMRF/Social Security	$	555,944.29	$	73,977.64	13.3%	86.7%
Cafeteria	$	529,834.85	$	12,828.20	2.4%	97.6%
Athletics	$	335,576.76	$	50,174.69	15.0%	85.0%
Out of District Tuition	$	928,763.05	$	37,004.60	4.0%	96.0%
Other	$	2,665,269.84	$	613,027.68	23.0%	77.0%
Operations & Maintenance	$	2,459,843.00	$	559,852.23	22.8%	77.2%
Transportation	$	1,176,345.00	$	367,798.85	31.3%	68.7%
Special Ed Transportation Coop	$	1,676,716.32	$	292,906.55	17.5%	82.5%
Bond	$	1,619,947.00	$	-	0.0%	100.0%
Capital Projects	$	900,000.00	$	-	0.0%	100.0%
Tort Immunity	$	94,444.00	$	17,402.65	18.4%	81.6%
Life Safety	$	-	$	-	0.0%	100.0%

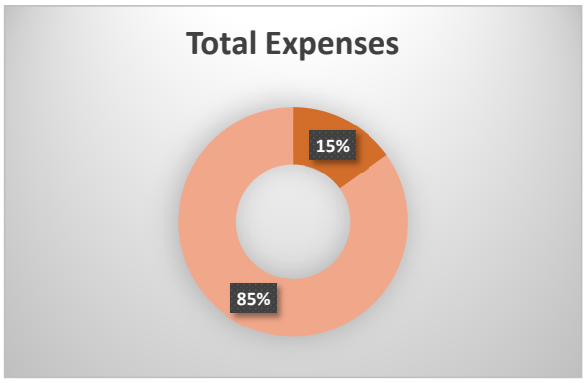



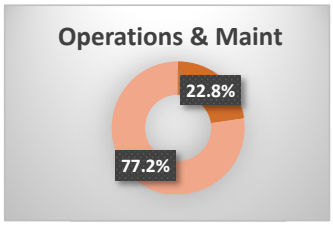

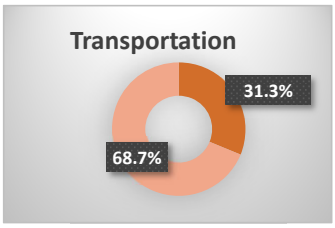

Effective January 1, 2012, all IMRF employers must post the total compensation package for employees whose compensation package exceeds $75,000 per year. This posting is required within six business days of approval of the budget. It is a provision of P.A. 97-0609, which defines "total compensation package" as payment by the employer to the employee for salary, health insurance, housing allowance, vehicle allowance, clothing allowance, business loans, vacation days granted, and sick days granted.

Name	Pier Diem Contract	Health Insurance Benefit	Housing	Vehicle	Clothing	Business Loans	Total Salary and Benefit	Vacation Days	Sick Days
Bowen, Heidi Lee	$64,119.83	$12,814.68	$0.00	$0.00	$0.00	$0.00	$76,934.51	20	13
Ehlers, Ronald N, JR	$88,410.00	$12,814.68	$0.00	$0.00	$0.00	$0.00	$101,224.68	20	20
Endress, Lindsay Ann	$52,167.95	$32,527.80	$0.00	$0.00	$0.00	$0.00	$84,695.75	0	13
Horton, Roger Lynn	$63,600.48	$32,527.80	$0.00	$0.00	$0.00	$0.00	$96,128.28	20	15
Lawless, Brett E	$94,500.00	$12,814.68	$0.00	$0.00	$0.00	$0.00	$107,314.68	15	13
Ledger, Krystal Dawn	$68,241.65	$12,814.68	$0.00	$0.00	$0.00	$0.00	$81,056.33	20	13
Osborne, Debra Jane	$50,216.16	$32,527.80	$0.00	$0.00	$0.00	$0.00	$82,743.96	15	13
Schubert, Daniel Michael	$62,660.88	$32,527.80	$0.00	$0.00	$0.00	$0.00	$95,188.68	15	13
Swanson, Kyle James	$85,000.00	$32,527.80	$0.00	$0.00	$0.00	$0.00	$117,527.80	15	20
Teufel, Nicholas Thomas	$46,625.04	$32,527.80	$0.00	$0.00	$0.00	$0.00	$79,152.84	10	13
Vakhutko, Viktor	$43,033.68	$32,527.80	$0.00	$0.00	$0.00	$0.00	$75,561.48	10	13
Wisher, Kyle D	$62,590.24	$32,527.80	$0.00	$0.00	$0.00	$0.00	$95,118.04	15	15

Investment Report 8/31//2024

	Education	Building	Designated Funds	Bond & Int	Transportation	IMRF	Working Cash	Life Safety
ISDLAF - 5.097%		$5.22						
ISDMAX - 5.197%	$734,084.43	$761,569.66		$16,301.30	$79,473.61	$7,858.30	$135,754.88	$59.80
Heartland IMA - 5.42%	$1,944,387.61							
Desingated Funds (CIL Invest) - 3%			$35,742.02					
Desingated Funds Investments - 5%			$3,544,412.81					
Total	**$2,678,472.04**	**$761,574.88**	**$3,580,154.83**	**$16,301.30**	**$79,473.61**	**$7,858.30**	**$135,754.88**	**$59.80**

Total Investments

$7,259,649.64

Cash On Hand Investment Report 8/31/2024

	Education	Building	Bond & Int	Transportation	IMRF	Working Cash	Tort
Starting Balance	$ 4,123,732.22	$ 2,041,426.72	*$0.00*	$ 520,576.38	$ 208,230.55	$ 1,656,668.37	0
Deposit	$ 1,000,000.00		*$798,000.00*				50000
Withdrawal							
Interest	$ 20,919.45	$ 8,389.42	*$1,902.08*	$ 2,139.35	$ 855.74		119.18
Interest Rate	5.12%	5.12%		5.12%	5.12%	5.12%	5.12%
Ending Balance	**$ 5,144,651.67**	**$ 2,049,816.14**	**$ 799,902.08**	**$ 522,715.73**	**$ 209,086.29**	**$ 1,656,668.37**	**$ 50,119.18**

Total Investments

$10,432,959.46

Insurance Report *thru 7/31/2024*			
Insurance Costs	**Last Year 2023**	**This year 2024**	**Difference**
Medical	$1,161,124	$1,204,286	$43,162
Pharmacy	$149,781	$256,468	$106,687
Dental	$90,369	$101,980	$11,611
Vision	$4,094	$2,840	-$1,254
Stop Loss/Admin Fees	$334,565	$408,162	$73,597
Total Fixed/Claim	**$1,739,932**	**$1,973,736**	**$233,804**
Less Spec Reimb	**$139,267**	**$180,239**	**$40,973**
Total Cost	***$1,600,665***	***$1,793,497***	**$192,832**

Year-to-Date Revenue	$	1,975,025
Year-to-Date Expenses	$	1,793,497
Revenue vs. Expenses	$	181,528

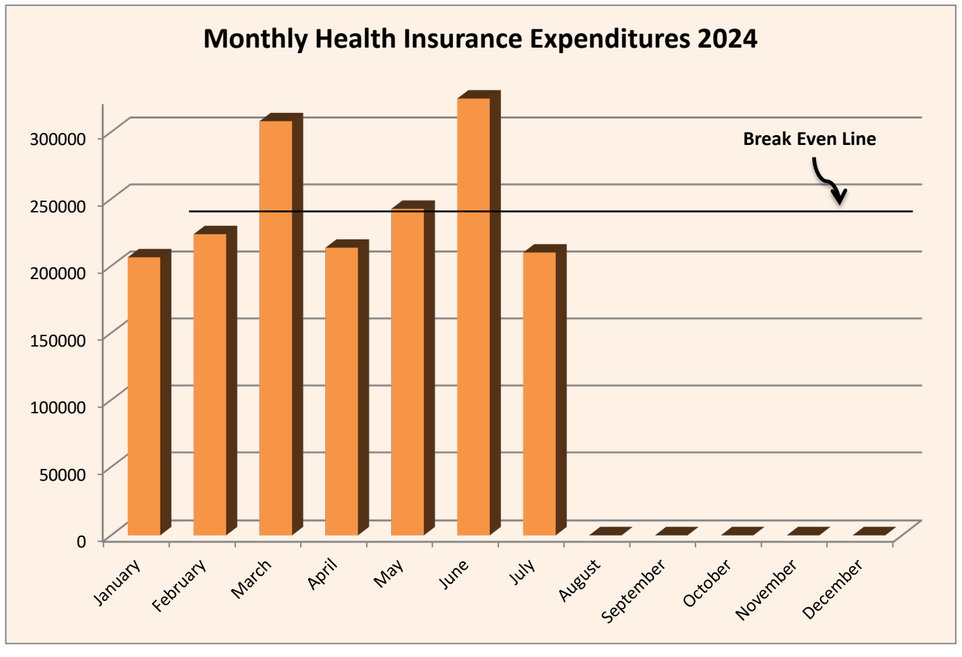

Washington Community High School
2024-2025 Revenue Report
As of August 31, 2024

Revenue by Fund		Budgeted		Actual	% Received	Remaining
Education Fund - 10	$	*20,680,125.00*	$	7,920,235.95	38.3%	61.7%
Operations & Maintenance Fund - 20	$	*2,928,786.00*	$	1,446,011.54	49.4%	50.6%
Bond & Interest Fund - 30	$	*1,638,729.24*	$	930,379.13	56.8%	43.2%
Transportation Fund - 40	$	*1,546,094.83*	$	441,387.11	28.5%	71.5%
Transportation Special Ed Coop Fund - 41	$	*1,676,716.32*	$	185,876.56	11.1%	88.9%
IMRF/Social Security Fund - 50	$	*555,944.62*	$	277,989.42	50.0%	50.0%
Capital Improvements Fund - 60	$	*900,000.00*	$	-	0.0%	100.0%
Working Cash Fund - 70	$	*320,802.89*	$	172,379.57	53.7%	46.3%
Tort Immunity Fund - 80	$	*94,443.74*	$	53,516.72	56.7%	43.3%
Life Safety Fund - 90	$	*61.00*	$	36.87	60.4%	39.6%
Totals	***$***	***30,341,703.64***	***$***	**11,427,812.87**	**37.7%**	**62.3%**
		-		-		

Itemized Revenues:		Budgeted		Actual	% Received	% Remaining
General Levy	$	16,816,843.12	$	9,554,058.86	56.8%	43.2%
Special Education	$	563,798.00	$	309,233.96	54.8%	45.2%
Replacement Tax	$	241,683.00	$	62,009.69	25.7%	74.3%
Interest	$	632,028.00	$	153,499.52	24.3%	75.7%
Cafeteria	$	606,900.00	$	71,778.19	11.8%	88.2%
Student Fees	$	146,700.00	$	84,952.26	57.9%	42.1%
Textbook rental	$	113,750.00	$	96,896.23	85.2%	14.8%
Other revenue	$	745,622.20	$	29,995.59	4.0%	96.0%
General State Aid	$	7,028,962.00	$	638,152.00	9.1%	90.9%
State Grants	$	497,176.00	$	-	0.0%	100.0%
Transportation Special Education	$	428,000.00	$	-	0.0%	100.0%
Transportation Special Education Coop	$	1,676,716.32	$	185,638.20	11.1%	88.9%
Federal Grants	$	843,525.00	$	241,598.37	28.6%	71.4%
Transfers	$	-	$	-	0.0%	100.0%

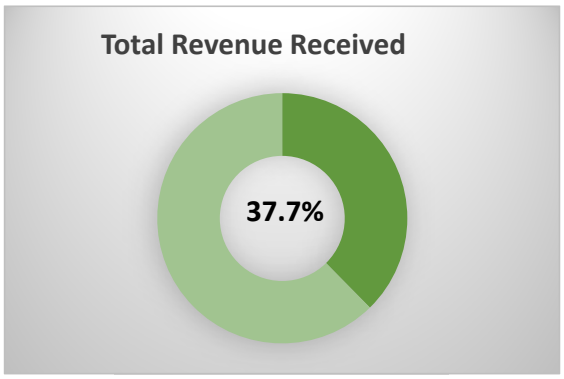

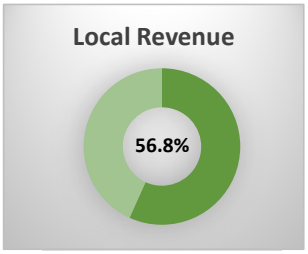

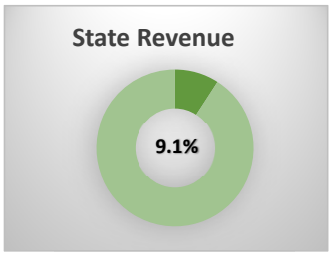

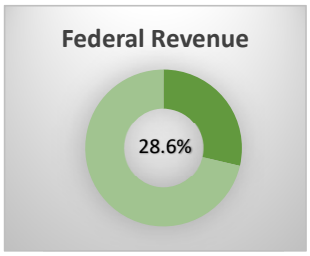

Summer 2024 Building Improvements

The costs for the major summer 2024 building improvements are below. Several of these projects are running into the fall due to fabrication and timing of project requests. Thank you for your support and allocating funds to complete these projects. These improvements have improved our school both structurally and cosmetically.

Project	Estimated Completion	Final Cost	Notes
Paint Torry Gym exterior (white area)	Complete	$ 40,000.00	
Parking Lot sealing – Teacher and Main campus	Complete	$ 33,664.00	
Track Lining and Crack Repair	Complete	$ 15,000.00	
Concrete Floor Polishing and Sealing	Complete	$ 29,910.00	
Redo East Stadium Stairs to widen	Complete	$ 27,790.00	
Library Roof	Complete	$ 149,542.00	
Install lights on Bondurant for safety	9.20.2024	$ 21,842.00	Quote
Welding Exhaust	9.15.2024	$ 85,900.00	Quote
ADA Bleacher Ramp	11.30.2024	$ 37,193.00	Quote
Stairwell Chair Lift	10.31.2024	$ 86,934.00	Quote
Total		**$ 527,775.00**	

School Treasurer's Monthly Statement

To The School Board of Washington School District 308, Tazewell County

7/1/2024	2024	Cash	Education 1	Building 2	B/I 3	Transp 4	SPEC ED TR 41	IMPR 5	CAP PROJECTS 6	W/C 7	TIJF 8	L/Safe 9
	Balance	3,866,157.82	1,625,553.24	1,600,883.62	106,014.36	255,748.84	146,781.10	(24,937.98)	(36.21)	81,802.88	72,132.51	2,215.46
07/03	General Levy	7,375,864.95	4,971,723.87	1,026,654.02	692,984.65	325,283.02	0.00	201,501.25	0.00	117,940.09	39,755.92	22.13
07/10	Tax Replacement	52,279.82	31,375.10	15,678.55				5,226.17				
07/15	Miscellaneous	60.00	60.00									
07/15	Miscellaneous	120.00	120.00									
07/15	Miscellaneous	540.00	540.00									
07/16	State Aid	1,294.00	1,294.00									
07/16	State Aid	4,971.00	4,971.00									
07/16	State Aid	24,990.00	24,990.00									
07/16	State Aid	63,867.00	63,867.00									
07/17	Game receipts	130.00	130.00									
07/30	Miscellaneous	42,500.00					42,500.00					
07/31	Miscellaneous	80.00		80.00								
07/31	Miscellaneous	9,305.37				9,305.37						
07/31	Miscellaneous	42,500.00					42,500.00					
07/31	Webpay	194,617.05	194,617.05									
07/31	Interest	11,968.24	7,169.44	2,206.09	1,343.98	840.78	0.00	243.38	0.00	1.25	159.56	3.76
07/31	Total Receipts	7,825,087.43	5,300,857.46	1,044,618.66	694,328.63	335,429.17	85,000.00	206,970.80	0.00	117,941.34	39,915.48	25.89
07/31	Net Salaries	679,131.97	640,665.24	30,892.69	0.00	7,574.04	0.00	0.00	0.00	0.00	0.00	0.00
07/31	Expenses	3,885,021.48	2,016,348.12	1,300,880.84	0.00	311,815.37	2,884.09	37,102.27	(36.21)	199,000.00	17,027.00	0.00
07/31	Total Expenses	4,564,153.45	2,657,013.36	1,331,773.53	0.00	319,389.41	2,884.09	37,102.27	(36.21)	199,000.00	17,027.00	0.00
07/31	Ending Cash Per Book	7,127,091.80	4,269,397.34	1,313,728.75	800,342.99	271,788.60	228,897.01	144,930.55	0.00	744.22	95,020.99	2,241.35
07/31	Outstanding Checks	366,045.31	13,192.22	69,758.39	0.00	269,754.42	0.00	13,340.28	0.00	0.00	0.00	0.00
07/31	Balance Per Bank Statement	7,493,137.11	4,282,589.56	1,383,487.14	800,342.99	541,543.02	228,897.01	158,270.83	0.00	744.22	95,020.99	2,241.35

7/31/2024	Outstanding checks		Education	Building	B/I	Transportation	Spec Ed Tran	IMRF	CAP Projects	W/C	TIJF	L/Safety
	231536	6.35	6.35									
	232026	50.00	50.00									
	233049	32.15	32.15									
	233052	56.00	56.00									
	233441	80.00	80.00									
	233513	8.25	8.25									
	233525	8.85	8.85									
	233560	9.90	9.90									
	233608	5.05	5.05									
	233657	17.99	17.99									
	234135	9.00	9.00									
	234154	94.40	94.40									
	234526	150.00	150.00									
	234761	399.75	336.05			63.70						
	235067	4,172.44		4,172.44								
	235076	2,008.00		2,008.00								
	235152	32.10	32.10									
	235181	8.70	8.70									
	235191	350.00	350.00									
	235227	28,892.79		28,892.79								
	235234	250.00	250.00									
	235237	35.35	35.35									
	235238	84.70	84.70									
	235277	422.16	422.16									
	235298	10.25	10.25									
	235306	28.25	28.25									
	235307	15.80	15.80									
	235317	16.95	16.95									
	235327	10.80	10.80									
	235332	50.05	50.05									
	235340	43.75	43.75									
	235341	15.45	15.45									
	235343	20.00	20.00									
	235344	16.95	16.95									
	235354	13.30	13.30									
	14730	683.23	683.23									
	14729	750.51	750.51									
	235378	2,906.25		2,906.25								
	235379	1,084.12	1,084.12									
	235401	28,892.79		28,892.79								
	235407	137.97	137.97									
	235413	1,757.50		1,757.50								
	235423	269,245.00				269,245.00						
	235452	60.00	60.00									
	235484	362.00	362.00									
	14731	32.00	32.00									
	14732	517.24	517.24									
	14733	60.00	60.00									
	EFTPS	21,598.33	6,683.71	1,128.62		445.72		13,340.28				
	EFTPS	532.89	532.89									
		366,045.31	13,192.22	69,758.39	0.00	269,754.42	0.00	13,340.28	0.00	0.00	0.00	0.00

Freeman, Kyle Aug 23, 2024
to foia

Owen,

Attached you will find the list of newly hired staff that you requested on your email dated August 22, 2024. All the attached employees are employed by Washington Community High School District #308. We do not keep bios or pictures of our staff online due to cyber security concerns so I do not have that information to share with you. Please consider this the official response to your FOIA request. Please let me know if you have any questions.

Sincerely,

Kyle W. Freeman, Ph.D.
Superintendent of Schools
Washington CHSD #308
(309) 444-3167

On Thu, Aug 22, 2024 at 2:25 PM <foia@peoriastandard.com> wrote:

To whom it may concern,

I am a news reporter from Peoria Standard, a media organization committed to providing comprehensive and accurate news coverage on local governmental affairs. I am requesting the following records under the Illinois Freedom of Information Act, 5 ILCS 140, preferably in electronic format:

A list of all new teachers and staff with the following data points for the upcoming school year in your school district.

- Name
- School Name
- Title
- Bio
- Photo

A list of all leaving or retiring teachers and staff with the following data points for the upcoming school year in your school district.

- Name
- School Name
- Title
- Years of Service

As a member of the media, I am involved in gathering and reporting news to the public. Access to public records is essential for me to fulfill my professional responsibilities, which include holding public institutions accountable and providing transparency to the public. Given my role in disseminating information, I believe I am eligible for a fee waiver as a media professional.

Please let me know if you have any questions,

Owen Wang,

Peoria Standard

==========
The information in this message is confidential and may be legally privileged. Access to this message by anyone other than the addressee is not authorized. If you are not the intended recipient, or an agent of the intended recipient, any disclosure, copying, or distribution of the message or any action or omission taken by you in reliance on it, is prohibited and may be unlawful. If you have received this message in error, please contact the sender immediately and permanently delete the original e-mail, attachment(s), and any copies.
==========

New teachers and staff at Washington Comm. High School, District 308	
Name	**Title**
Elyse Anfinson	Part-time Instructional Aide
Kate Baker	Assistant Volleyball Coach
Kurt Barth	Teacher
Noah Berkshier	Marching Band Assistant
Zach Davis	Head Boys Lacrosse Coach
Brian DeSutter	Social Studies Teacher
Susan Farwell	Marching Band Assistant
Lacey Gleason	PE Teacher
Greg Harrison	Part-time Food Service Worker
Andrew Lutz	English Teacher
Wendy O'Hanlon	Math Teacher
Kimberly Price	Instructional Aide
Jeff Simundic	Assistant Volleyball Coach
Tina Summers	Bus Driver
Cory Uftring	Bus Driver

Freeman, Kyle

August 27, 2024
12:59 PM

to foia

Owen,

Follow this link to our clubs and activities page on the website: https://www.wacohi.net/page/activities. Please consider this our official response to your FOIA request dated 8/27/24.

Kyle W. Freeman, Ph.D.
Superintendent of Schools
Washington CHSD #308
(309) 444-3167

On Tue, Aug 27, 2024 at 10:57 AM <foia@peoriastandard.com> wrote:

To whom it may concern,

I am a news reporter from Peoria Standard, a media organization committed to providing comprehensive and accurate news coverage on local governmental affairs. I am requesting the following records under the Illinois Freedom of Information Act, 5 ILCS 140, preferably in electronic format:

A List of all available school student activies and clubs for the new school year, as well as their faculty sponsor name.

As a member of the media, I am involved in gathering and reporting news to the public. Access to public records is essential for me to fulfill my professional responsibilities, which include holding public institutions accountable and providing transparency to the public. Given my role in disseminating information, I believe I am eligible for a fee waiver as a media professional.

Please let me know if you have any questions,

Owen Wang,

Peoria Standard
==========
The information in this message is confidential and may be legally privileged. Access to this message by anyone other than the addressee is not authorized. If you are not the intended recipient, or an agent of the intended recipient, any disclosure, copying, or distribution of the message or any action or omission taken by you in reliance on it, is prohibited and may be unlawful. If you have received this message in error, please contact the sender immediately and permanently delete the original e-mail, attachment(s), and any copies.

Freeman, Kyle August 29, 2024

to foia

Owen,

This year's calendar can be found on our website (https://www.wacohi.net/) and next year's calendar has not been created yet.

Kyle W. Freeman, Ph.D.
Superintendent of Schools
Washington CHSD #308
(309) 444-3167

On Thu, Aug 29, 2024 at 11:03 AM <foia@peoriastandard.com> wrote:

To whom it may concern,

I am a news reporter from Peoria Standard, a media organization committed to providing comprehensive and accurate news coverage on local governmental affairs. I am requesting the following records under the Illinois Freedom of Information Act, 5 ILCS 140, preferably in electronic format:

Copy of each schools calendar for the upcoming school year.

As a member of the media, I am involved in gathering and reporting news to the public. Access to public records is essential for me to fulfill my professional responsibilities, which include holding public institutions accountable and providing transparency to the public. Given my role in disseminating information, I believe I am eligible for a fee waiver as a media professional.

Please let me know if you have any questions,

Owen Wang,

Peoria Standard
==========
The information in this message is confidential and may be legally privileged. Access to this message by anyone other than the addressee is not authorized. If you are not the intended recipient, or an agent of the intended recipient, any disclosure, copying, or distribution of the message or any action or omission taken by you in reliance on it, is prohibited and may be unlawful. If you have received this message in error, please contact the sender immediately and permanently delete the original e-mail, attachment(s), and any copies.

Freeman, Kyle Fri, Aug 30, 2024
to foia

Reporting is no longer done that way (the system uploads our enrollment daily) and constantly shifts. Please let me know what date you would like for us to use as the "official" date.

Kyle W. Freeman, Ph.D.
Superintendent of Schools
Washington CHSD #308
(309) 444-3167

On Fri, Aug 30, 2024 at 9:03 AM <foia@peoriastandard.com> wrote:

To whom it may concern,

I am a news reporter from Peoria Standard, a media organization committed to providing comprehensive and accurate news coverage on local governmental affairs. I am requesting the following records under the Illinois Freedom of Information Act, 5 ILCS 140, preferably in electronic format:

The official enrollment for each schools, as reported to the state, for the new school year.

As a member of the media, I am involved in gathering and reporting news to the public. Access to public records is essential for me to fulfill my professional responsibilities, which include holding public institutions accountable and providing transparency to the public. Given my role in disseminating information, I believe I am eligible for a fee waiver as a media professional.

Please let me know if you have any questions,

Owen Wang,

Peoria Standard

==========
The information in this message is confidential and may be legally privileged. Access to this message by anyone other than the addressee is not authorized. If you are not the intended recipient, or an agent of the intended recipient, any disclosure, copying, or distribution of the message or any action or omission taken by you in reliance on it, is prohibited and may be unlawful. If you have received this message in error, please contact the sender immediately and permanently delete the original e-mail, attachment(s), and any copies.

9. CONSENT AGENDA

Recommendation:
That the Board of Education approves the Consent Agenda as presented:

RESOLUTION 9.1.
Be it resolved that the Board of Education hereby approves the minutes as follows:

9.1.1. Regular Board Meeting Minutes – August 12, 2024
9.1.2. Facilities Committee Meeting Minutes – August 19, 2024
9.1.3. Finance Committee Meeting Minutes – August 26, 2024

RESOLUTION 9.2.
Be it resolved that the Board of Education hereby approves reimbursement for professional growth per contract as presented.

RESOLUTION 9.3.
Be it resolved that the Board of Education hereby approves the payment of bills as presented, the payroll per contract, and that the Treasurer be permitted to issue orders for the payment of the same.

RESOLUTION 9.4
Be it resolved that the Board of Education hereby approves the contract with Bradley University for use of the Renaissance Coliseum for the May 18, 2025 graduation ceremony as presented.

RESOLUTION 9.5
Be it resolved that the Board of Education hereby approves the updated out of district volunteer list as presented.

Suggested Motion:
That the Board of Education approves the Consent Agenda and Resolutions 9.1., 9.2., 9.3., 9.4., and 9.5.

Washington Community High School Board of Education
Regular Board Meeting

August 12, 2024
7:00 PM
WCHS Library

Minutes

1. **CALL TO ORDER**
   The Regular Board Meeting was called to order at 7:00 pm.

2. **ROLL CALL**
   Board Members in Attendance: Essig, James, McNett, Kopinski, Nofsinger
   Board Members Absent: Buck, Ward
   WCHS Attendees: Freeman, Beverlin, Raubach-Davis, Winter

3. **PLEDGE OF ALLEGIANCE** - Kopinski led the room in the Pledge of Allegiance.

4. **VISITORS AND CORRESPONDENCE**
   Chad Clift, Boys Soccer Coach, spoke to the success of the recent team international trip to England. He shared their schedule including sights and games they played in and those they viewed. Clift thanked the board for allowing this trip to take place and also the team for representing Washington Community High School proudly.

5. **REPORTS**
   5.1. Bonnie Nofsinger presented information from the IASB report.
   5.2. Enrollment Report: 1402
   5.3. Holly Raubach-Davis presented the Principal's Report which included information regarding the support for new teachers.
   5.4. Lindsey Winter presented the Administrator for Instructional Data and Research's Report which included an overview of student performance on the Advanced Placement tests in which 81% scored 3 or above.
   5.5. Dr. Beverlin presented the Financial Report including end of year information and a health insurance overview from the past year.
   5.6 Essig shared information from the August 1st Finance Committee Meeting.

6. **DISCUSSION AND INFORMATIONAL ITEMS**
   6.1. Resignation - S. Anderson, Substitute Food Service Worker
   6.2. Resignation - D. Hershberger, Substitute Bus Driver
   6.3. Resignation - B. Miller, Assistant Soccer Coach
   6.4. Resignation - D. Spillman, Bus Driver
   6.5. FOIA - Peoria Standard
   6.6. Dr. Beverlin presented the FY 25 budget
   6.7. Other: McNett commented on the success of the Teacher's Institute breakfast. The board agreed that it was a great start to the school year.

7. **CONSENT AGENDA**
7.1. Minutes
7.1.1. Regular Board Meeting Minutes - July 15, 2024
7.1.2. Executive Session Minutes - July 15, 2024
7.1.3. Finance Committee Meeting Minutes - August 1, 2024
7.2. Bills
7.3. Overnight Athletic Trips
7.4. Approve Out of District Volunteers

McNett motioned and Nofsinger seconded that the Board approve the included Consent Agenda. ROLL CALL: Yes - James, Nofsinger, Mcnett, Kopinski, Essig. No - None. MOTION CARRIED 5-0.

8. **ACTION ITEMS**
8.1. Personnel
8.1.1. Leave of Absence Request
8.1.1.a. James motioned and Essig seconded that the Board approve the Leave of Absence Request for Baylie Schone, Math Teacher. ROLL CALL: Yes - Kopinski, McNett, Essig, Nofsinger, James. No - None. MOTION CARRIED 5-0.

Teacher
8.1.2. Non-Certified Employment
8.1.2.a. James motioned and Nofsinger seconded that the Board approve the employment of Kimberly Price, Instructional Aide. ROLL CALL: Yes - McNett, James, Kopinski, Essig, Nofsinger. No - None. MOTION CARRIED 5-0.

8.1.2.b. and 8.1.2.c. Nofsinger motioned and McNett seconded that the Board approve the employment of both Tina Summers and Cory Uftring, Bus Drivers. ROLL CALL: Yes - James, Nofsinger, Mcnett, Kopinski, Essig. No - None. MOTION CARRIED 5-0.

8.1.2.d. The board agreed to table the position for Part-Time Instructional Aide until next month.

8.1.3. Extracurricular Employment
8.1.3.a. and 8.1.3.b. Nofsinger motioned and James seconded that the Board approve the employment of Noah Berkshier and Susan Farwell, Marching Band Assistants. ROLL CALL: Yes - James, Essig, Kopinski, McNett, Nofsinger. No - None. MOTION CARRIED 5-0.

8.1.3.c. James motioned and Nofsinger seconded that the Board approve the employment of Summer Smith, Assistant Wrestling Coach. ROLL CALL: Yes - McNett, Nofsinger, James, Essig, Kopinski. No - None. MOTION CARRIED 5-0.

8.2. James motioned and Nofsinger seconded that the Board approve the District Board of Education Goals for 2024-2025. ROLL CALL: Yes - Essig, Kopinski, McNett,

Nofsinger, James. No - None. MOTION CARRIED 5-0.

8.3. James motioned and Nofsinger seconded that the Board approve Public Hearing for the FY 25 Budget . ROLL CALL: Yes - Kopinski, McNett, Nofsinger, James, Essig. No - None. MOTION CARRIED 5-0.

8.4. James motioned and Essig seconded that the Board approve to Revise FY24 Auditor Engagement Letter. ROLL CALL: Yes - James, Kopinski, McNett, Essig, Nofsinger. No - None. MOTION CARRIED 5-0.

8.5. Nofsinger motioned and McNett seconded that the Board approve the Paper Education Company Service Agreement. ROLL CALL: Yes - McNett, Nofsinger, James, Essig, Kopinski. No - None. MOTION CARRIED 5-0.

8.6. James motioned and Essig seconded that the Board approve the e-Learning Plan/Alternative Learning Day (ALD). ROLL CALL: Yes - Essig, Nofsinger, James, Kopinski, McNett. No - None. MOTION CARRIED 5-0.

8.7. Essig motioned and James seconded that the Board approve the 2024-2026 JFL Usage Agreement. ROLL CALL: Yes - McNett, James, Nofsinger, Kopinski, Essig. No - None. MOTION CARRIED 5-0.

9. **ADJOURNMENT**

McNett motioned and James seconded that the Regular Board Meeting adjourn at 8:03pm. ROLL CALL: All Yea's. MOTION CARRIED 5-0.

The next Regular Board Meeting is scheduled for September 9, 2024.

_____
President

_____
Secretary

Washington Community High School Board of Education

Facilities Committee Meeting

August 19, 2024
3:30 PM
WCHS Administration Office

MINUTES

1. **CALL MEETING TO ORDER**
   The meeting was called to order at 3:30 P.M.

2. **ROLL CALL**
   Facilities Committee members in attendance: Ward, Nofsinger, Essig
   WCHS in attendance: Freeman, Beverlin, Swanson, Winter, Buck

3. **PRE-MEETING BUILDING TOUR**
   Dr. Freeman led the committee in a tour of the facilities, returning at 4:20pm.

4. **VISITORS AND CORRESPONDENCE**
   None

5. **BUILDING PROJECTS**
   Dr. Freeman began discussion of projects. The main focus was on Torry Gym roof, floor replacement and AC. The committee discussed the potential needed repairs of the East Ashbrook exterior wall. The committee discussed costs of needed projects, including the Torry floor. HVAC was discussed due to moisture and humidity being a major factor in flooring. Higher than anticipated state funding was received, which could help cover costs of needed projects. Buck recommended prioritizing projects. In order to get projects completed in Summer 2025, design work and bidding will need to be started and completed as soon as possible. The Torry Gym roof is already on the Facility Plan project list for 2025. The Committee prioritized the following as the top five projects: Ashbrook Wall, Torry roof, Torry floor, HVAC/humidity control in Torry, Torry interior Paint, and Torry lower bleachers. The committee also created a list of future projects. The committee also discussed having a construction manager for the Torry work.

6. **HLS FUNDING UPDATES**
   The committee discussed HLS funding updates in the previous agenda item

7. **OTHER**
   The committee discussed facility use.

8. **ADJOURNMENT**
   Ward motioned and Nofsinger seconded that the Facilities Committee meeting adjourn at 5:35pm. ROLL CALL: All yeas.

Facilities Committee Members: Essig/Nofsinger/Ward

_____
President

_____
Secretary

Washington Community High School Board of Education

Finance Committee Meeting

August 26, 2024
3:30 PM
WCHS Administration Office

Minutes

1. **CALL TO ORDER**
   The Finance Committee Meeting was called to order at 3:31 P.M.

2. **ROLL CALL**
   Finance Committee Members in Attendance: Kopinski, Essig, Buck
   Additional Attendees: Freeman, Beverlin, Winter, Nofsinger, Ward (arrived at 3:38pm)

3. **VISITORS AND CORRESPONDENCE**
   None

   The committee rearranged the agenda to speak on the budget first.

4. **FY 25 FINAL BUDGET**
   Dr. Beverlin shared that the only changes are $1.1 million of new EBF state funds to be allocated. The committee discussed where the funds will be allocated to which included $50,000 into the Education Fund contingency, $150,000 into Instructional Furniture and $900,000 into capital projects.

5. **BUILDING PROJECTS**
   Dr. Freeman spoke on the discussions from the recent Facilities Committee meeting. The Torry Gym floor is failing and several dead spots have been discovered. A professional flooring company has evaluated the current flooring and replacement is needed. It was noted that the flooring is the original floor from 1967. The changes in the Torry Gym since the original design build prevent air flow. New flooring requires low heat and humidity, adding a need for air conditioning in the gym. The committee reviewed which updates and required repairs in the Torry Gym are on the Health Life Safety list. Buck shared a three-year strategy for project completion. The group listed potential unknown expenses that may arise such as salaries and health benefits. The committee discussed cost estimations for the expansion of the track and turf. Potential funding strategies were discussed regarding projects. Next steps are a traditional route to engage an architect for Torry Gym, obtaining HLS amendments, project specifications, and preparing bids for summer of 2025.

6. **OTHER**
   The committee discussed the current Five Points contract.

7. **ADJOURNMENT**
   Essig motioned and Buck seconded to adjourn the Finance Committee Meeting at 5:55pm. All yeas.

_____
President

_____
Secretary

Invoice Listing (Condensed)

Full Name	PO Number	Invoice Number	Batch	Description	Invoice Date	Check Number	Net Amount
ACCIDENT FUND		1001566895	20240904B	WCP Account A010062782	08/26/2024	235638	1,892.00
	ACCIDENT FUND		**1,892.00**				
Alpha Baking Company,		240405222019	20240814B	Cafe Supplies	08/09/2024	235639	282.60
Alpha Baking Company,		240405229016	20240821B	Cafe Supplies	08/16/2024	235639	139.05
Alpha Baking Company,		240405236019	20240829B	Cafe Supplies	08/23/2024	235639	282.30
Alpha Baking Company,		240405243021	20240904B	Cafe Supplies	08/30/2024	235639	243.45
Alpha Baking Company,		240405243028	20240904B	Cafe Supplies	09/30/2024	235639	-13.05
	Alpha Baking Company, Inc.		**934.35**				
AMEREN CILCO		20240904-1028	20240905B	Gas Acct 5294731028	09/04/2024	235640	53.21
AMEREN CILCO		20240904-1001	20240905B	Gas Acct 9467381001	09/04/2024	235641	971.64
AMEREN CILCO		20240904-4007	20240905B	Gas Acct 6345014007	09/04/2024	235641	52.52
AMEREN CILCO		20240904-6012	20240905B	Gas Acct 2211156012	09/04/2024	235641	98.08
	AMEREN CILCO		**1,175.45**				
American Scholastic		2024-2024ASMA	20240821B	Entry Fees	08/16/2024	235642	100.00
	American Scholastic		**100.00**				
Anfinson, Elyse Lynette		Reimb Sep24	20240820AL	Reimburse for Employment Physical	08/20/2024	9000001440	45.00
	Anfinson, Elyse Lynette		**45.00**				
ASCD	8502500007	001610843	20240829B	ASCD membership for the library	08/26/2024	235643	105.00
	ASCD		**105.00**				
Bailey, Denise		CR FY25	20240816AL	Credit Refund - PE Uniform	08/16/2024	235644	164.00
	Bailey, Denise		**164.00**				

Invoice Listing (Condensed)

Full Name	PO Number	Invoice Number	Batch	Description	Invoice Date	Check Number	Net Amount
Bennett, Whitney		DCR FY25	20240903AL	Dual Credit Refund	09/03/2024	235645	50.00
	Bennett, Whitney		**50.00**				
BERNARD FOOD		00952001	20240814B	Cafe Supplies	07/29/2024	235646	2,045.17
	BERNARD FOOD		**2,045.17**				
BEVCHEM		13001	20240821B	Cafe Supplies	08/15/2024	235647	368.00
	BEVCHEM SOLUTIONS		**368.00**				
BLOOMINGTON HIGH		EntryFee 092024	20240905AL	Girls Tennis	09/05/2024	235648	75.00
BLOOMINGTON HIGH		EntryFee 092824	20240905AL	Girls Swim	09/05/2024	235648	150.00
	BLOOMINGTON HIGH		**225.00**				
Bradford, Anne		090224	20240905AL	Communication Consulting Aug 6 - Sept	09/05/2024	9000001441	479.25
	Bradford, Anne		**479.25**				
BRADLEY-		EntryFee 091424	20240905AL	Boys Soccer	09/05/2024	235649	225.00
	BRADLEY-BOURBONNAIS		**225.00**				
BRECKLINS BP		20240831	20240905B	August 2024 Fuel	09/05/2024	235650	1,079.95
	BRECKLINS BP		**1,079.95**				
Brooks, Jeffrey J		Tuition Sep24	20240830AL	Tuition Reimbursement	08/30/2024	9000001442	1,050.00
	Brooks, Jeffrey J		**1,050.00**				
Bushue Background		Wash308EHR-20240831	20240903AL	EHR Check + ELIS Verification	09/03/2024	235651	224.00
Bushue Background		Washington308-20240831	20240903AL	Fingerprints (Background Checks)	09/03/2024	235651	780.00
	Bushue Background		**1,004.00**				
Calvert, Randi Mae		Tuition Sep24	20240830AL	Tuition Reimbursement	08/30/2024	9000001443	1,530.00
	Calvert, Randi Mae		**1,530.00**				

Invoice Listing (Condensed)

Full Name	PO Number	Invoice Number	Batch	Description	Invoice Date	Check Number	Net Amount
Carrillo St John, Lora		Tuition Sep24	20240830AL	Tuition Reimbursement	08/30/2024	9000001444	2,423.91
	Carrillo St John, Lora Beth		**2,423.91**				
CDS OFFICE		INV1635639	20240823B	Contract Base Rate CONT12554-01	08/17/2024	235652	67.75
	CDS OFFICE		**67.75**				
CENGAGE LEARNING	0002500101	84693933	20240815B	Principles of Business, 10th K12	07/16/2024	235653	5,920.00
	CENGAGE LEARNING INC		**5,920.00**				
CENGAGE	8502500004	85229596	20240905B	Gale Databases for the library	09/02/2024	235654	13,011.81
	CENGAGE LEARNING/GALE		**13,011.81**				
Central Il Produce		01288077	20240829B	Cafe Supplies	08/21/2024	235655	-4.41
Central Il Produce		10267526	20240814B	Cafe Supplies	08/09/2024	235655	386.00
Central Il Produce		10384837	20240814B	Cafe Supplies	08/12/2024	235655	130.18
Central Il Produce		10408465	20240821B	Cafe Supplies	08/16/2024	235655	82.45
Central Il Produce		10409278	20240821B	Cafe Supplies	08/16/2024	235655	418.50
Central Il Produce		10409821	20240821B	Cafe Supplies	08/19/2024	235655	686.25
Central Il Produce		10414301	20240904B	Cafe Supplies	08/28/2024	235655	162.50
Central Il Produce		10417373	20240829B	Cafe Supplies	08/21/2024	235655	418.50
Central Il Produce		10417375	20240821B	Cafe Supplies	08/19/2024	235655	56.60
Central Il Produce		10441686	20240829B	Cafe Supplies	08/27/2024	235655	215.30
	Central Il Produce (What		**2,551.87**				
CHILDRENS HOME		INV1042875	20240821B	WCHS - July 2024	08/05/2024	235656	2,949.98
	CHILDRENS HOME		**2,949.98**				

Invoice Listing (Condensed)

Full Name	PO Number	Invoice Number	Batch	Description	Invoice Date	Check Number	Net Amount
CITY OF		INV00599	20240905B	ACCT # 0040	09/03/2024	235657	82,325.82
CITY OF		20240805-9760	20240905B	Acct 0410-009760-00	08/25/2024	235658	28.26
CITY OF		20240805-9850	20240905B	Acct 0410-009850-00	08/25/2024	235658	50.25
CITY OF		20240825-9700	20240905B	Acct 0410-009700-00	08/25/2024	235658	1,388.95
CITY OF		20240825-9725	20240905B	Acct 0410-009725-00	08/25/2024	235658	21.31
CITY OF		20240825-9740	20240905B	Acct 0410-009740-00	08/25/2024	235658	9.78
CITY OF		20240825-9790	20240905B	Acct 0410-009790-00	08/25/2024	235658	14.34
	CITY OF WASHINGTON		**83,838.71**				
CIV-IASA		20240821KF	20240821B	24-25 CIV-IASA Dues	08/21/2024	235659	40.00
CIV-IASA	0002500189	20240821KB	20240821B	2024-25 Dues	08/21/2024	235659	40.00
	CIV-IASA		**80.00**				
Comcast		20240901	20240904B	Acct 8771 20 307 0340963	09/01/2024	235660	155.68
	Comcast		**155.68**				
COURIER		7413	20240821B	WCHS308	08/07/2024	235661	30.69
COURIER		7458	20240905B	WCHS308	08/28/2024	235661	23.87
	COURIER NEWSPAPERS		**54.56**				
Damery, Mary Michael		Tuition Sep24	20240830AL	Tuition Reimbursement	08/30/2024	9000001445	225.00
	Damery, Mary Michael		**225.00**				
Decker Equipment /	0002500151	586079A	20240814B	School Signage (West Gym Exterior	08/08/2024	235662	78.95
	Decker Equipment / School		**78.95**				
DELL MARKETING LP	0002500152	10765133161	20240814B	Tech Dept Laptop	08/09/2024	235663	1,454.32

Invoice Listing (Condensed)

Full Name	PO Number	Invoice Number	Batch	Description	Invoice Date	Check Number	Net Amount
DELL MARKETING LP	0002500163	10765181449	20240814B	Dell Latitude 5450	08/09/2024	235663	4,039.56
	DELL MARKETING LP		**5,493.88**				
DEMCO INC	8502500011	7526089	20240905B	Library supplies	08/27/2024	235664	390.20
	DEMCO INC		**390.20**				
Desutter, Brian Scott		Tuition Sep24	20240830AL	Tuition Reimbursement	08/30/2024	9000001446	1,607.04
	Desutter, Brian Scott		**1,607.04**				
EBSCO CURRICULUM	8502500009	91011002130	20240821B	Academic Search Premier database	08/14/2024	235665	1,495.00
	EBSCO CURRICULUM		**1,495.00**				
Edwardsville High		EntryFee 090624	20240905AL	Volleyball	09/05/2024	235666	240.00
	Edwardsville High School		**240.00**				
Elder, Sunshine		LR FY25	20240816AL	Lunch Acct Refund	08/16/2024	235667	48.50
	Elder, Sunshine		**48.50**				
England, Lisa Leigh		Reimb Set24	20240827AL	Reimb for colored pencils and markers	08/27/2024	9000001447	46.11
	England, Lisa Leigh		**46.11**				
FARNSWORTH		253979	20240814B	Project No: 0200507.12	08/09/2024	235668	525.00
	FARNSWORTH GROUP		**525.00**				
Farris, Emily		DCR FY25	20240903AL	Dual Credit Refund	09/03/2024	235669	50.00
	Farris, Emily		**50.00**				
Fillman, Tara Leigh	8022500004	Reimb Sep24	20240820AL	Supplies for preschool	08/20/2024	9000001448	69.93
	Fillman, Tara Leigh Elizabeth		**69.93**				
FIVE POINTS		82733	20240905B	2024-25 Parking Passes	09/04/2024	235670	2,500.00
	FIVE POINTS WASHINGTON		**2,500.00**				

Invoice Listing (Condensed)

Full Name	PO Number	Invoice Number	Batch	Description	Invoice Date	Check Number	Net Amount
FIVE STAR WATER		20240815-97154	20240823B	Acct 97154 - Bottled Water	08/15/2024	235671	49.80
	FIVE STAR WATER		**49.80**				
Form Approvals, LLC	0002500213	AUG-28-2024	20240829B	2024-25 Renewal	08/28/2024	235672	540.00
	Form Approvals, LLC		**540.00**				
Foust, Lisa Marie		Reimb Sep24	20240820AL	Supplies for Teachers Institute	08/20/2024	9000001449	12.78
	Foust, Lisa Marie		**12.78**				
Frakes, Sarah		DCR FY25	20240905AL	Dual Credit Rfnd	09/05/2024	235673	50.00
	Frakes, Sarah		**50.00**				
Fresh Start Academy		SYSINV-015815	20240904B	Out of District Transportation - August	08/30/2024	235674	881.30
Fresh Start Academy		SESINV-040545	20240904B	Out of District Tuition - August 2024	08/30/2024	235675	1,986.70
	Fresh Start Academy		**2,868.00**				
FRONTIER		20240901-3167	20240904B	Phone Line	09/01/2024	235676	1,262.80
FRONTIER		20240901-5031	20240904B	Phone Line	09/02/2024	235676	65.83
	FRONTIER		**1,328.63**				
GABBERTS CLEANING		9176	20240904B	Janitorial Services	08/01/2024	235677	30,097.17
	GABBERTS CLEANING		**30,097.17**				
Gibson James, Jessica		DCR FY25	20240903AL	Dual Credit Refund	09/03/2024	235678	50.00
	Gibson James, Jessica		**50.00**				
GORDON FOOD		831404602	20240814B	Cafe Supplies	08/06/2024	235679	23.97
GORDON FOOD		831404669	20240814B	Cafe Supplies	08/07/2024	235679	310.64
GORDON FOOD		9013077311	20240821B	Cafe Supplies	08/20/2024	235679	4,243.32
GORDON FOOD		9013328966	20240829B	Cafe Supplies	08/27/2024	235679	3,214.09

Invoice Listing (Condensed)

Full Name	PO Number	Invoice Number	Batch	Description	Invoice Date	Check Number	Net Amount
GORDON FOOD		9013578621	20240904B	Cafe Supplies	09/03/2024	235679	6,176.59
	GORDON FOOD SERVICE		**13,968.61**				
GRAYBAR		9338564064	20240821B	Maintenance Supplies	08/19/2024	235680	279.40
GRAYBAR		9338584068	20240821B	Maintenance Supplies	08/20/2024	235680	1,976.30
GRAYBAR		9338605556	20240823B	Maintenance Supplies	08/21/2024	235680	20.58
	GRAYBAR		**2,276.28**				
GreatAmerica Financial		37323935	20240904B	Acct #021-1930584-000	08/28/2024	235681	202.00
	GreatAmerica Financial		**202.00**				
Harris, Scott		DCR FY25	20240903AL	Dual Credit Refund	09/03/2024	235682	50.00
	Harris, Scott		**50.00**				
ICTM MATH CONTEST		2025ICTM HS	20240821B	ICTM Mathematics Contest	08/08/2024	235683	300.00
	ICTM MATH CONTEST		**300.00**				
INTEGRATED		0741617	20240905B	Skyward Hosting October 2024	09/02/2024	235684	311.04
	INTEGRATED SYSTEMS		**311.04**				
INTERSTATE		462544	20240829B	Maintenance Supplies	08/23/2024	235685	119.70
	INTERSTATE BATTERY		**119.70**				
J.W. PEPPER & SON,		366275587-1	20240815B	Choral Supplies	03/09/2024	235686	0.09
J.W. PEPPER & SON,		366545939	20240815B	Choral Supplies	07/19/2024	235686	47.59
J.W. PEPPER & SON,		366555197	20240815B	Choral Supplies	07/25/2024	235686	4.40
J.W. PEPPER & SON,		366558963	20240815B	Choral Supplies	07/29/2024	235686	4.80
J.W. PEPPER & SON,		366566348	20240815B	Choral Supplies	08/01/2024	235686	20.00

Invoice Listing (Condensed)

Full Name	PO Number	Invoice Number	Batch	Description	Invoice Date	Check Number	Net Amount
J.W. PEPPER & SON,		366574794	20240821B	Choral Supplies	08/06/2024	235686	204.99
J.W. PEPPER & SON,		366603978	20240821B	Choral Supplies	08/15/2024	235686	138.99
J.W. PEPPER & SON,		366604213	20240821B	Choral Supplies	08/15/2024	235686	52.50
J.W. PEPPER & SON,		366614155	20240821B	Choral Supplies	08/19/2024	235686	137.50
J.W. PEPPER & SON,		366620878	20240821B	Choral Supplies	08/21/2024	235686	110.99
J.W. PEPPER & SON,		366622247	20240821B	Chroal Supplies	08/21/2024	235686	206.25
J.W. PEPPER & SON,		366624424	20240823B	Choral Supplies	08/21/2024	235686	203.20
J.W. PEPPER & SON,		366628659	20240823B	Choral Supplies	08/22/2024	235686	375.00
J.W. PEPPER & SON,		366640978	20240829B	Choral Supplies	08/26/2024	235686	560.00
J.W. PEPPER & SON,		366648838	20240829B	Choral Supplies	08/28/2024	235686	62.50
	J.W. PEPPER & SON, INC.		**2,128.80**				
JOURNEYEDCOMINC	0002500164	10549551	20240821B	Adobe Creative Renewal	08/15/2024	235687	6,122.50
	JOURNEYEDCOMINC		**6,122.50**				
K COM		52760	20240821B	ANNUAL FIRE ALARM INSPECTION	08/15/2024	235688	2,152.98
K COM		52822	20240829B	ANNUAL FIRE ALARM INSPECTION	08/22/2024	235689	3,971.07
	K COM TECHNOLOGIES, INC.		**6,124.05**				
KENDALL HUNT	0002500184	13616936	20240829B	Pre - Calculus AP Textbooks	08/20/2024	235690	4,454.40
	KENDALL HUNT PUBLISHING		**4,454.40**				
Keyes-Lutz, Janelle		Tuition Sep24	20240830AL	Tuition Reimbursement	08/30/2024	9000001450	1,007.55
	Keyes-Lutz, Janelle Kristine		**1,007.55**				

Invoice Listing (Condensed)

Full Name	PO Number	Invoice Number	Batch	Description	Invoice Date	Check Number	Net Amount
KIDDER MUSIC		38960	20240815B	Band Equipment	08/12/2024	235691	15,300.00
KIDDER MUSIC		42801	20240905B	Band Supplies	08/29/2024	235691	124.80
	KIDDER MUSIC SERVICE		**15,424.80**				
KnowBe4, Inc	0002500182	INV340641	20240821B	2024-25 License Renewal	08/16/2024	235692	4,471.20
	KnowBe4, Inc		**4,471.20**				
KOHL WHOLESALE		1021549	20240814B	Cafe Supplies	08/09/2024	235693	13,835.94
KOHL WHOLESALE		1028705	20240821B	Cafe Supplies	08/16/2024	235693	5,395.36
KOHL WHOLESALE		1035956	20240829B	Cafe Supplies	08/23/2024	235693	7,560.65
KOHL WHOLESALE		1044207	20240904B	Cafe Supplies	08/30/2024	235693	6,381.42
	KOHL WHOLESALE		**33,173.37**				
Kopinski, Christopher		Reimb Sep24	20240813AL	Travel Reimbursement	08/13/2024	235694	387.62
	Kopinski, Christopher		**387.62**				
KROGER CO - IN DIV	0002500149	056702	20240822B	Maintenance Staff Luncheon	07/31/2024	235695	129.64
KROGER CO - IN DIV	0002500188	102884	20240822B	Teachers Institute Breakfast	08/09/2024	235695	65.00
KROGER CO - IN DIV	4002500019	122678	20240822B	Principals Office - Soda/Water	08/02/2024	235695	70.11
KROGER CO - IN DIV	4002500024	9739	20240905B	Candy - work rooms	08/19/2024	235695	37.85
	KROGER CO - IN DIV		**302.60**				
LANTER		S272590	20240821B	53090308016A1	08/13/2024	235696	176.00
	LANTER DISTRIBUTING LLC		**176.00**				
Ledger, Krystal Dawn		Tuition Sep24	20240830AL	Tuition Reimbursement	08/30/2024	9000001451	2,535.42
	Ledger, Krystal Dawn		**2,535.42**				

Invoice Listing (Condensed)

Full Name	PO Number	Invoice Number	Batch	Description	Invoice Date	Check Number	Net Amount
Lonewolf Concrete, Inc		8305	20240829B	Maintenance	08/03/2024	235697	7,568.00
	Lonewolf Concrete, Inc		**7,568.00**				
Lucas, Tracy Lynn		Reimb Sep24	20240830AL	Employment Physical	08/30/2024	9000001452	45.00
	Lucas, Tracy Lynn		**45.00**				
MAHOMET-SEYMOUR		EntryFee 101224	20240905AL	JV Volleyball	09/05/2024	235698	200.00
	MAHOMET-SEYMOUR HS		**200.00**				
Makiney, Brian		PSATR FY25	20240830AL	Refund PSAT duplicate payment	08/30/2024	235699	18.00
	Makiney, Brian		**18.00**				
Marsh, Daniel Lee		Tuition Sep24	20240830AL	Tuition Reimbursement	08/30/2024	9000001453	3,022.65
	Marsh, Daniel Lee		**3,022.65**				
Maston, Jeffrey		DCR FY25	20240903AL	Dual Credit Refund	09/03/2024	235700	150.00
	Maston, Jeffrey		**150.00**				
MCGRAW-HILL	0002500024	133446844001	20240821B	ACHIEVE 3000 2024-25 renewal quote	08/19/2024	235701	4,782.00
	MCGRAW-HILL		**4,782.00**				
MENARDS -		0775	20240814B	MAINTENANCE SUPPLIES	08/09/2024	235702	225.55
MENARDS -		07756	20240814B	MAINTENANCE SUPPLIES	08/09/2024	235702	23.54
MENARDS -		08377	20240829B	Maintenance Supplies	08/22/2024	235702	31.74
MENARDS -		08427	20240829B	Maintenance Supplies	08/23/2024	235702	17.99
MENARDS -		8097	20240821B	Maintenance Supplies	08/16/2024	235702	329.97
MENARDS -		8098	20240821B	Maintenance Supplies	08/16/2024	235702	39.90
MENARDS -		8110	20240821B	Maintenance Supplies	08/16/2024	235702	55.84

Invoice Listing (Condensed)

Full Name	PO Number	Invoice Number	Batch	Description	Invoice Date	Check Number	Net Amount
MENARDS -		ST-20240830	20240905B	Maintenance Supplies	08/30/2024	235702	0.00
	MENARDS - WASHINGTON		**724.53**				
METAMORA HIGH		EntryFee 091324	20240905AL	Boys Golf	09/05/2024	235703	425.00
	METAMORA HIGH SCHOOL		**425.00**				
MICROTECH	8702500018	6171	20240904B	Contract services for microscope upkeep	08/26/2024	235704	539.00
	MICROTECH		**539.00**				
Mid-Illinois Companies		3980	20240821B	WCHS Exterior Painting	08/19/2024	235705	40,000.00
	Mid-Illinois Companies Corp		**40,000.00**				
MILLER CUSTOM		1394	20240829B	Football Stadium	08/23/2024	235706	9,800.00
	MILLER CUSTOM WELDING		**9,800.00**				
MILLER HALL &		20240816-1080M	20240821B	Legal Fees	08/16/2024	235707	1,241.00
	MILLER HALL & TRIGGS		**1,241.00**				
MOBILE MAXX		062474	20240829B	Maintenance	08/24/2024	235708	175.00
	MOBILE MAXX		**175.00**				
Moline High School		EntryFee 092624	20240905AL	Boys Soccer - Great River Classic	09/05/2024	235709	300.00
	Moline High School		**300.00**				
Morgan, Jenn		DCR FY25	20240903AL	Dual Credit Refund	09/03/2024	235710	50.00
	Morgan, Jenn		**50.00**				
Morton Community	0002500229	246921642341042237001	20240904B	Amazon Business Prime Annual	08/21/2024	235711	129.00
	Morton Community Bank (KB)		**129.00**				
Morton Community		240007742330000112703	20240904B	WEB LICENSE	08/20/2024	235712	350.00
Morton Community		241374642235012488535	20240904B	Meals	08/10/2024	235712	31.06

Invoice Listing (Condensed)

Full Name	PO Number	Invoice Number	Batch	Description	Invoice Date	Check Number	Net Amount
Morton Community		241374642375012034817	20240904B	MEAL	08/24/2024	235712	41.60
Morton Community		246921642281092838451	20240904B	MEALS	08/15/2024	235712	60.18
Morton Community		247554242262722640487	20240904B	IASA CONFERNCE	08/13/2024	235712	380.07
Morton Community		746250142229742225861	20240904B	Replacement Card	09/09/2024	235712	5.00
	Morton Community Bank (KF)		**867.91**				
Morton Community		746921642411097352983	20240904B	Refund - NY Times	08/28/2024	235713	-195.00
Morton Community	0002500145	246921642141069933851	20240828B	Amazon	08/01/2024	235713	51.81
Morton Community	0002500145	246921642141071160253	20240828B	Amazon	08/01/2024	235713	205.13
Morton Community	0002500145	246921642151075113717	20240828B	Amazon	08/02/2024	235713	974.25
Morton Community	0002500159	246921642191011230441	20240828B	Amazon - Janitorial Supply	08/06/2024	235713	13.69
Morton Community	0002500162	246921642201018993778	20240828B	Amazon	08/07/2024	235713	5.00
Morton Community	0002500167	240113442200000157175	20240828B	Ultimate SLP Monthly Subscription	08/06/2024	235713	12.95
Morton Community	0002500168	246921642211032486642	20240828B	Amazon	08/09/2024	235713	309.69
Morton Community	0002500169	246921642241060995897	20240828B	Amazon	08/11/2024	235713	5.00
Morton Community	0002500173	246921642261071225107	20240828B	Amazon	08/13/2024	235713	30.00
Morton Community	0002500174	246921642251067758290	20240828B	Technology Supplies	08/12/2024	235713	9.95
Morton Community	0002500174	246921642261073524973	20240828B	Technology Supplies	08/12/2024	235713	235.20
Morton Community	0002500176	246921642281089964173	20240828B	Amazon	08/15/2024	235713	336.30
Morton Community	0002500177	246921642281088853790	20240828B	Amazon - Office Supplies	08/16/2024	235713	73.58

Invoice Listing (Condensed)

Full Name	PO Number	Invoice Number	Batch	Description	Invoice Date	Check Number	Net Amount
Morton Community	0002500180	240113442300000310473	20240828B	Amazon - Tech Supplies	08/17/2024	235713	39.84
Morton Community	0002500180	246921642291000010066	20240828B	Amazon - Tech Supplies	08/16/2024	235713	70.24
Morton Community	0002500183	240113442380000095667	20240904B	Amazon - Notebooks	08/25/2024	235713	21.78
Morton Community	0002500202	246921642231044347120	20240828B	Amazon - Tech Supplies	08/10/2024	235713	127.90
Morton Community	0002500210	241374642411003056864	20240904B	Menards Grip Fast® #1 -3/8" x 1-5/16""	08/27/2024	235713	5.38
Morton Community	0002500216	246921642281087311962	20240829B	NYTimes News (Are receiving	08/15/2024	235713	195.00
Morton Community	0002500218	240007742410000204707	20240904B	Nearpod Platinum Yearly Subscriptions	08/28/2024	235713	397.00
Morton Community	0002500218	240007742410000209202	20240904B	Nearpod Platinum Yearly Subscriptions	08/28/2024	235713	397.00
Morton Community	0002500230	240362942427446035636	20240904B	Spotify Subscription	08/29/2024	235713	11.99
Morton Community	0002500231	245404542402221005532	20240904B	IL Sec of State - Bus Permit Renewals	08/27/2024	235713	5.00
Morton Community	0002500231	245404542402221005532	20240904B	IL Sec of State - Bus Permit Renewals	08/27/2024	235713	5.00
Morton Community	4002500002	246921642151075610269	20240828B	Panera : August 1 lunch for Cross	08/02/2024	235713	229.81
Morton Community	4002500013	243773542170000028881	20240828B	Aunt Denas	08/03/2024	235713	40.05
Morton Community	4002500014	240345442190012300777	20240828B	Beck's	08/06/2024	235713	129.87
Morton Community	4002500021	240113442210000248366	20240828B	Amazon	08/08/2024	235713	18.88
Morton Community	4002500022	246921642281086772394	20240828B	Amazon	08/15/2024	235713	56.64
Morton Community	4002500023	246921642311018670540	20240828B	Amazon	08/18/2024	235713	383.96
Morton Community	4002500023	246921642311020674266	20240828B	Amazon	08/19/2024	235713	135.78

Invoice Listing (Condensed)

Full Name	PO Number	Invoice Number	Batch	Description	Invoice Date	Check Number	Net Amount
Morton Community	4002500023	246921642341038518284	20240828B	Amazon	08/21/2024	235713	203.67
Morton Community	4052500002	242476042305009580680	20240828B	EP!C at ICC Certificate Program (Charlie	08/16/2024	235713	450.00
Morton Community	4052500002	242476042305009580681	20240828B	EP!C at ICC Certificate Program (Charlie	08/16/2024	235713	450.00
Morton Community	8702500016	246921642261076549372	20240828B	Amazon	08/13/2024	235713	31.77
Morton Community	8702500017	242263842340016334909	20240828B	Walmart - Science Supplies	08/20/2024	235713	21.67
Morton Community	8802500003	240113442320000018430	20240828B	Amazon Wall map	08/19/2024	235713	50.59
Morton Community	8802500003	246921642281090395132	20240828B	Amazon Wall map	08/15/2024	235713	39.90
Morton Community	8902500002	246921642281086838197	20240828B	Gloves and straws for life skills	08/15/2024	235713	13.82
Morton Community	8902500002	246921642281092775531	20240828B	Gloves and straws for life skills	08/15/2024	235713	22.31
Morton Community	8902500003	246921642311020555850	20240828B	Amazon	08/18/2024	235713	99.50
	Morton Community Bank (P1)		**5,721.90**				
Morton Community	0002500008	244921642360000023778	20240828B	IAASE Conference - Childers	08/22/2024	235714	375.00
Morton Community	0002500137	242697942135007006156	20240828B	Jimmy Johns	07/30/2024	235714	222.14
Morton Community	0002500146	249416642180218200883	20240828B	Premier Food Safety - Food Handler	08/05/2024	235714	119.25
Morton Community	0002500156	246921642191014682490	20240828B	Technology Supplies	08/06/2024	235714	374.40
Morton Community	0002500187	241134342352002480572	20240828B	Webstaurant - Kitchen Supplies	08/22/2024	235714	33.78
Morton Community	0002500196	241164142350674598725	20240828	Hurricane Shutter Hardware	08/21/2024	235714	55.99
Morton Community	0002500198	240113442370000363325	20240828B	DocHub	08/23/2024	235714	34.95
Morton Community	0002500206	241134342412002245115	20240904B	WEBSTAURANT	08/27/2024	235714	461.50

Invoice Listing (Condensed)

Full Name	PO Number	Invoice Number	Batch	Description	Invoice Date	Check Number	Net Amount
Morton Community	0002500211	241164142287164144841	20240828B	Perfection Learning - Free/Reduced	08/15/2024	235714	35.80
Morton Community	0002500220	240007742380000131125	20240829B	Linktree	08/25/2024	235714	90.00
Morton Community	0002500222	246921642411000942615	20240904B	Quickbooks Subscription - Monthly	08/28/2024	235714	60.00
Morton Community	1002500002	240113442360000518546	20240828B	attend Year In Review Law Conference	08/22/2024	235714	175.00
Morton Community	4002500012	240552342140459582092	20240828B	Walmart	08/01/2024	235714	14.47
Morton Community	4002500012	244450042132001347894	20240828B	Walmart	07/29/2024	235714	208.47
Morton Community	4002500012	244450042132001347895	20240828B	Walmart	07/29/2024	235714	24.00
Morton Community	4052500001	240113442150000238316	20240828B	Amazon	08/02/2024	235714	13.99
Morton Community	4052500001	246921642131062272242	20240828B	Amazon	07/31/2024	235714	53.98
Morton Community	4052500001	246921642181002129499	20240828B	Amazon	08/05/2024	235714	1,096.65
Morton Community	4052500003	244921542337152605147	20240828B	Teacher's Pay Teachers Order for STEP	08/20/2024	235714	124.43
Morton Community	5002500006	246921642411003458002	20240904B	Walmart	09/28/2024	235714	54.71
Morton Community	5002500006	246921642421010723142	20240904B	Walmart	08/29/2024	235714	2.00
	Morton Community Bank (P2)		**3,630.51**				
Morton Community	0002500175	244921642225000031782	20240828B	IAASE - Membership and Conference	08/12/2024	235715	550.00
Morton Community	0002500193	244921642350000385285	20240828B	Illinois Art Education Association	08/22/2024	235715	284.00
Morton Community	0002500200	242316842410716080363	20240904B	Harbor Freight	08/28/2024	235715	46.98
Morton Community	8502500010	241164142367127630885	20240828B	APUSH books for the library	08/23/2024	235715	59.40
	Morton Community Bank (P3)		**940.38**				

Invoice Listing (Condensed)

Full Name	PO Number	Invoice Number	Batch	Description	Invoice Date	Check Number	Net Amount
Morton Community	0002500135	246921642131060977938	20240829B	Maintenance Supplies	07/31/2024	235716	27.97
Morton Community	0002500147	246921642131063617748	20240829B	Technology Supplies	07/31/2024	235716	60.77
Morton Community	0002500192	246921642351053133411	20240828B	Medium Gloves - Science Dept	08/22/2024	235716	213.71
Morton Community	0002500195	246921642361056201238	20240828B	Maintenance Supplies	08/23/2024	235716	88.54
Morton Community	0002500201	746921642361055189788	20240828B	Returns - Teacher Journals	08/23/2024	235716	-131.99
Morton Community	0002500201	746921642361055556633	20240828B	Returns - Teacher Journals	08/23/2024	235716	-93.50
Morton Community	0002500201	746921642361055796695	20240828B	Returns - Teacher Journals	08/28/2024	235716	-5.50
Morton Community	0002500201	746921642361056193630	20240828B	Returns - Teacher Journals	08/23/2024	235716	-5.39
Morton Community	0002500201	746921642361056745228	20240828B	Returns - Teacher Journals	08/23/2024	235716	-53.83
Morton Community	0002500201	746921642361563662457	20240828B	Returns - Teacher Journals	08/23/2024	235716	-80.74
Morton Community	0002500201	746921642371071166443	20240828B	Returns - Teacher Journals	08/24/2024	235716	-30.46
Morton Community	0002500201	746921642371071620960	20240828B	Returns - Teacher Journals	08/24/2024	235716	-5.07
Morton Community	0002500201	746921642381071812954	20240828B	Returns - Teacher Journals	08/24/2024	235716	-25.38
Morton Community	0002500201	746921642381072270504	20240828B	Returns - Teacher Journals	08/25/2024	235716	-5.07
Morton Community	0002500207	246921642401094602174	20240904B	Labels - Cafeteria	08/27/2024	235716	61.36
Morton Community	0002500208	240113442410000419535	20240904B	Maintenance Supply	08/28/2024	235716	134.75
Morton Community	0002500212	240113442410001035758	20240904B	Tech Supplies	08/28/2024	235716	69.98
Morton Community	0002500217	746921642391086397955	20240904B	Refunds	08/26/2024	235716	-47.62

Invoice Listing (Condensed)

Full Name	PO Number	Invoice Number	Batch	Description	Invoice Date	Check Number	Net Amount
Morton Community	0002500217	746921642391086755886	20240904B	Refunds	08/26/2024	235716	-58.19
Morton Community	0002500217	746921642391087065656	20240904B	Refunds	08/26/2024	235716	-78.69
Morton Community	0002500217	746921642391087466500	20240904B	Refunds	08/26/2024	235716	-15.74
Morton Community	0002500217	746921642391088089189	20240904B	Refunds	08/26/2024	235716	-16.37
Morton Community	0002500217	746921642401088562188	20240904B	Refunds	08/27/2024	235716	-4.10
Morton Community	0002500221	246921642421006374219	20240904B	Maintenance Supplies	08/29/2024	235716	73.71
Morton Community	0002500221	246921642421009767087	20240904B	Maintenance Supplies	08/29/2024	235716	7.00
Morton Community	4002500016	246921642141066410369	20240828B	Student Planners 2024-25	08/01/2024	235716	92.69
Morton Community	4002500016	246921642181007237074	20240828B	Student Planners 2024-25	08/05/2024	235716	302.98
Morton Community	4002500018	246921642171001139725	20240828B	Freshmen kick off cups	08/04/2024	235716	26.71
Morton Community	8012500004	246921642421010104182	20240904B	Shop Class Supplies	08/29/2024	235716	70.99
Morton Community	8012500004	246921642421010224665	20240904B	Shop Class Supplies	08/28/2024	235716	17.58
Morton Community	8012500004	246921642421010773067	20240904B	Shop Class Supplies	08/29/2024	235716	16.49
Morton Community	8012500005	246921642421010297646	20240904B	Amazon Shop supplies and safety	08/29/2024	235716	156.67
Morton Community	8202500002	246921642351051995443	20240828B	Signature Stamps	08/22/2024	235716	33.96
Morton Community	8302500002	244310642150929666700	20240828B	English Dept Supplies	08/02/2024	235716	23.76
Morton Community	8302500002	246921642141065632705	20240829B	English Dept Supplies	08/01/2024	235716	45.00
Morton Community	8302500002	246921642141073292581	20240829B	English Dept Supplies	08/01/2024	235716	1,005.43

Invoice Listing (Condensed)

Full Name	PO Number	Invoice Number	Batch	Description	Invoice Date	Check Number	Net Amount
Morton Community	8302500002	246921642141073337421	20240829B	English Dept Supplies	08/02/2024	235716	91.98
Morton Community	8302500003	246921642110903982881	20240828B	Cell Phone Holder	08/03/2024	235716	18.04
Morton Community	8402500007	246921642201020084497	20240828B	Art Supplies	08/07/2024	235716	18.99
Morton Community	8402500008	240113442430000178853	20240904B	Supplies for 2D class	08/30/2024	235716	101.97
Morton Community	8802500002	246921642241060056804	20240828B	Social Studies Supplies	08/11/2024	235716	26.55
Morton Community	8802500004	246921642341044153694	20240828B	Social Studies Class Supply	08/21/2024	235716	27.61
	Morton Community Bank (PA)		**2,157.55**				
MTCO		11836908	20240904B	Account 00043626-6	09/01/2024	235717	1,391.06
	MTCO		**1,391.06**				
N2Y LLC	0002500223	INV-1084822	20240904B	2024-25 Subscription Renewal	08/29/2024	235718	3,014.94
	N2Y LLC		**3,014.94**				
NEAL TIRE & AUTO		138121995	20240814B	Transportcoop - Customer 14448	08/09/2024	235719	1,564.56
	NEAL TIRE & AUTO SERVICE		**1,564.56**				
Nena Hardware, Inc -		840/4	20240821B	Maintenance Supplies	08/15/2024	235720	17.99
Nena Hardware, Inc -		862/4	20240821B	Maintenance Supplies	08/20/2024	235720	26.99
Nena Hardware, Inc -		880/4	20240829B	Maintenance Supplies	08/21/2024	235720	5.10
Nena Hardware, Inc -		893/4	20240829B	Ring Wax Extender kit	08/22/2024	235720	13.73
Nena Hardware, Inc -		896/4	20240829B	Maintenance Supplies	08/22/2024	235720	1.50
Nena Hardware, Inc -		900/4	20240829B	Maintenance supplies	08/23/2024	235720	4.17
	Nena Hardware, Inc -		**69.48**				

Invoice Listing (Condensed)

Full Name	PO Number	Invoice Number	Batch	Description	Invoice Date	Check Number	Net Amount
NORMAL COMMUNITY		EntryFee 091424	20240905AL	Girls Golf	09/05/2024	235721	210.00
	NORMAL COMMUNITY HIGH		**210.00**				
NORMAL WEST HIGH		EntryFee 092824	20240905AL	Boys Golf	09/05/2024	235722	200.00
	NORMAL WEST HIGH		**200.00**				
O'DEAS CLEANERS		20240809band	20240815B	WCHS308 - BAND UNIFORMS	08/09/2024	235723	3,384.00
	O'DEAS CLEANERS		**3,384.00**				
Ortiz, Katherine Marie		Tuition Sep24	20240830AL	Tuition Reimbursement	08/30/2024	9000001454	475.00
	Ortiz, Katherine Marie		**475.00**				
OTTAWA TOWNSHIP		EntryFee 090724	20240905AL	Girls tennis	09/05/2024	235724	75.00
	OTTAWA TOWNSHIP		**75.00**				
Palatine High School		EntryFee 092824	20240905AL	Palatine Invite Cross Country 9/28/24	09/05/2024	235725	275.00
	Palatine High School		**275.00**				
Papa John's Pizza		S4261-24-1958	20240904B	Cafe Supplies	08/23/2024	235726	614.74
Papa John's Pizza		s4261-24-1959	20240904B	Cafe Supplies	08/23/2024	235726	614.74
	Papa John's Pizza		**1,229.48**				
PEKIN COMMUNITY		EntryFee 092024	20240905AL	Boys Golf	09/05/2024	235727	350.00
PEKIN COMMUNITY		EntryFee 092824	20240905AL	Girls golf	09/05/2024	235727	225.00
PEKIN COMMUNITY		EntryFee 100524	20240905AL	Volleyball	09/05/2024	235727	180.00
	PEKIN COMMUNITY HIGH		**755.00**				
PEORIA HIGH		EntryFee 091424	20240905AL	First to Finish Cross Country	09/05/2024	235728	225.00
	PEORIA HIGH SCHOOL		**225.00**				

Invoice Listing (Condensed)

Full Name	PO Number	Invoice Number	Batch	Description	Invoice Date	Check Number	Net Amount
PEORIA NOTRE DAME		EntryFee 092724	20240905AL	Freshman Volleyball	09/05/2024	235729	200.00
	PEORIA NOTRE DAME HS		**200.00**				
PERFORMANCE		IN97747544	20240821B	Athletic Trainer Suppliess	06/26/2024	235730	55.39
	PERFORMANCE HEALTH		**55.39**				
Pitney Bowes Bank Inc		20240910PP	20240905B	Postage Machine Reload	09/10/2024	235731	350.00
	Pitney Bowes Bank Inc		**350.00**				
PRESIDIO	0002500170	6011924000674	20240814B	2024-25 Firewall Renewal	08/14/2024	235732	12,296.48
	PRESIDIO NETWORKED		**12,296.48**				
RAGAN		30749	20240904B	Maintenance - BUS1	08/29/2024	235733	463.75
	RAGAN COMMUNICATIONS,		**463.75**				
Redeye Network		12003	20240904B	Cloud Backup	08/01/2024	235734	3,588.00
	Redeye Network Solutions		**3,588.00**				
REGIONAL OFFICE OF		706	20240904B	IASA JOB BANK SUBSCRIPTION	08/29/2024	235735	200.00
	REGIONAL OFFICE OF ED		**200.00**				
Resource Sharing		6515	20240904B	Base Membership Fee 07.01.2024-06.	08/21/2024	235736	3,080.00
	Resource Sharing Alliance		**3,080.00**				
Reuter, Stacey		DCR FY25	20240903AL	Dual Credit Refund	09/03/2024	235737	50.00
	Reuter, Stacey		**50.00**				
Rich, Lonie R		20240817-2450	20240823B	Transportation - Inspections	08/17/2024	235738	898.00
	Rich, Lonie R		**898.00**				
Rosiak, Jeff		DCR FY25	20240903AL	Dual Credit Refund	09/03/2024	235739	50.00
	Rosiak, Jeff		**50.00**				

Invoice Listing (Condensed)

Full Name	PO Number	Invoice Number	Batch	Description	Invoice Date	Check Number	Net Amount
S & S BUILDERS		0582213	20240829B	Maintenance Supplies	08/23/2024	235740	2,644.39
	S & S BUILDERS HARDWARE		**2,644.39**				
Savvas Learning	0002500171	7028850687	20240821B	Math for the Trades Textbooks	08/12/2024	235741	2,834.62
Savvas Learning	0002500171	7028850688	20240821B	Math for the Trades Textbooks	08/12/2024	235741	81.74
	Savvas Learning Company,		**2,916.36**				
SIMMONS LITTLE		44367	20240905B	WCHS -Football & Tennis Courts	09/04/2024	235742	318.02
	SIMMONS LITTLE JOHNNIES		**318.02**				
Smith Gas, Welding, &	8012500001	6686026	20240821B	quote 69603	08/12/2024	235743	235.00
	Smith Gas, Welding, & Safety		**235.00**				
Smith, Thomas		Tuition Sep24	20240830AL	Tuition Reimbursement	08/30/2024	9000001455	1,800.00
	Smith, Thomas Frederick		**1,800.00**				
Smithereen Pest		3466377	20240823B	Pest Control	08/13/2024	235744	105.00
	Smithereen Pest Management		**105.00**				
SOUTH SIDE		S100960985.001	20240821B	Maintenance Supplies	08/13/2024	235745	378.61
SOUTH SIDE		S100962496.001	20240823B	Maintenance Supplies	08/20/2024	235745	96.60
SOUTH SIDE		S100964557.001	20240905B	Maintenance Supplies	08/29/2024	235745	137.39
	SOUTH SIDE CONTROL		**612.60**				
SPRINGFIELD		S010958732.001	20240829B	Maintenance Supplies	08/26/2024	235746	141.10
	SPRINGFIELD ELECTRIC CO		**141.10**				
Spurgeon, Eric		DCR FY25	20240903AL	Dual Credit Refund	09/03/2024	235747	50.00
	Spurgeon, Eric		**50.00**				

Invoice Listing (Condensed)

Full Name	PO Number	Invoice Number	Batch	Description	Invoice Date	Check Number	Net Amount
St. Jude Midwest		Memorial - C. Lenover	20240820AL	Memorial	08/20/2024	235748	25.00
	St. Jude Midwest Affiliate		**25.00**				
STAPLES		6010048542	20240905B	SUPPLIES	08/25/2024	235749	46.27
STAPLES		6010048543	20240905B	Office Supplies	08/25/2024	235749	14.86
STAPLES		6010048544	20240905B	OFFICE SUPPLIES	08/25/2024	235749	361.33
STAPLES	0002500148	6010048545	20240905B	Office Supplies	08/25/2024	235749	117.25
STAPLES	0002500178	6010048546	20240905B	Office Supplies	08/25/2024	235749	99.70
	STAPLES ADVANTAGE		**639.41**				
SUNBELT RENTALS		157027332-0001	20240821B	Maintenance Rental	07/26/2024	235750	148.20
	SUNBELT RENTALS INC		**148.20**				
TEAM WORKS		60620	20240814B	GIRLS BBALL SUPPLIES	11/13/2023	235751	450.00
TEAM WORKS		62174	20240814B	GIRLS BASKETBALL	08/07/2024	235751	477.00
TEAM WORKS	5002500007	61963	20240829B	Rawlings Football Uniforms; Black	06/24/2024	235751	19,176.00
TEAM WORKS	5002500007	61966	20240829B	Rawlings Football Uniforms; Black	06/24/2024	235751	136.00
	TEAM WORKS		**20,239.00**				
THE HOME DEPOT		817223688	20240821B	Maintenance Supplies	07/29/2024	235752	21.32
THE HOME DEPOT		818724908	20240821B	Maintenance Supplies	08/06/2024	235752	63.96
THE HOME DEPOT		818989469	20240821B	Maintenance supplies	08/07/2024	235752	394.65
THE HOME DEPOT	0002500157	818461188	20240814B	Janitorial Suplies	08/05/2024	235752	193.32
THE HOME DEPOT	0002500157	818461196	20240814B	Janitorial Suplies	08/05/2024	235752	708.84

Invoice Listing (Condensed)

Full Name	PO Number	Invoice Number	Batch	Description	Invoice Date	Check Number	Net Amount
THE HOME DEPOT	0002500157	818461204	20240814B	Janitorial Suplies	08/06/2024	235752	257.76
THE HOME DEPOT	0002500157	818724916	20240814B	Janitorial Suplies	08/06/2024	235752	2,933.49
	THE HOME DEPOT PRO		**4,573.34**				
THE MUSIC SHOPPE		3752146	20240905B	Band Repair Services	09/09/2024	235753	204.13
THE MUSIC SHOPPE		3756989	20240905B	band supplies	09/19/2024	235753	80.71
THE MUSIC SHOPPE		3760931	20240905B	Band Supplies	08/20/2024	235753	136.00
THE MUSIC SHOPPE		3761793	20240905B	Band Supplies	08/21/2024	235753	55.25
THE MUSIC SHOPPE		3764535	20240905B	Band Supplies	08/26/2024	235753	2,998.50
THE MUSIC SHOPPE		3765076	20240905B	Band Supplies	08/27/2024	235753	34.65
THE MUSIC SHOPPE		3765969	20240905B	Band Supplies	08/27/2024	235753	192.00
THE MUSIC SHOPPE		3767419	20240905B	Band Supplies	08/29/2024	235753	11.55
	THE MUSIC SHOPPE		**3,712.79**				
THE SHERWIN-		0467-5	20240821B	Maintenance Supplies	08/16/2024	235754	130.68
THE SHERWIN-		0781-9	20240904B	Maintenance Supplies	08/29/2024	235754	-327.50
THE SHERWIN-		0782-7	20240904B	Maintenance Supplies	08/29/2024	235754	327.50
THE SHERWIN-		6193-5	20240905B	Maintenance	08/30/2024	235754	44.99
	THE SHERWIN-WILLIAMS CO		**175.67**				
TIMBERLINE BILLING		30145	20240905B	Medicaid Monthly Billing	08/31/2024	235755	234.77
	TIMBERLINE BILLING SERV		**234.77**				

Invoice Listing (Condensed)

Full Name	PO Number	Invoice Number	Batch	Description	Invoice Date	Check Number	Net Amount
Tollakson, Kathleen		Tuition Sep24	20240830AL	Tuition Reimbursement	08/30/2024	9000001456	1,007.55
	Tollakson, Kathleen Lynn		**1,007.55**				
Tom Sander Piano		5078	20240823B	Purchased Services	08/16/2024	235756	399.25
Tom Sander Piano		5109	20240905B	Purchased Services	08/16/2024	235756	220.00
	Tom Sander Piano Service		**619.25**				
Touch of Wellness		0009403	20240904B	Transportation	08/24/2024	235757	450.00
	Touch of Wellness		**450.00**				
TOUCH TONE		?????	20240905B	Communications Acct # 1100005309	09/05/2024	235758	154.98
	TOUCH TONE		**154.98**				
TRUCK CENTERS INC		R1400840810:01	20240905B	TRANSPORTATION SERVICE	08/28/2024	235759	2,714.19
TRUCK CENTERS INC		R140084103:01	20240905B	TRANSPORTATION SERVICE	08/22/2024	235759	1,435.71
	TRUCK CENTERS INC		**4,149.90**				
UFTRING CHEV-		20240611	20240815B	MILEAGE - RENTAL	06/11/2024	235760	2,758.50
UFTRING CHEV-		20240822-1688	20240904B	MILEAGE - RENTAL	08/22/2024	235760	3,369.50
UFTRING CHEV-		20240822-331	20240904B	MILEAGE - RENTAL	08/22/2024	235760	1,019.50
UFTRING CHEV-		CTCS603624	20240815B	Drivers Ed - Maintenance	05/31/2024	235760	100.84
UFTRING CHEV-		CTCS605840	20240905B	WCHS Tranportation	08/26/2024	235760	2,960.71
UFTRING CHEV-		CTCS605908	20240904B	Drivers Ed - Maintenance	07/25/2024	235760	296.71
UFTRING CHEV-		CTCS606783	20240904B	Drivers Ed - Maintenance	08/13/2024	235760	298.06
UFTRING CHEV-		CTCS607153	20240904B	Drivers Ed - Maintenance	08/21/2024	235760	102.60
	UFTRING CHEV-OLDS-SAAB		**10,906.42**				

Invoice Listing (Condensed)

Full Name	PO Number	Invoice Number	Batch	Description	Invoice Date	Check Number	Net Amount
UNIVERSITY HIGH		EntryFee 090524	20240905AL	Girls Golf	09/05/2024	235761	250.00
	UNIVERSITY HIGH SCHOOL		**250.00**				
USPS		20240720-29	20240823B	PERMIT FEE BULK MAIL-EXPIRES	07/20/2024	235762	350.00
	USPS		**350.00**				
Varnold, Kendra		CR FY25	20240830AL	Refund registration fee	08/30/2024	235763	150.00
	Varnold, Kendra		**150.00**				
VERIZON WIRELESS		9971787518	20240829B	Acct 780318592-0001	08/18/2024	235764	856.90
	VERIZON WIRELESS		**856.90**				
VIRCO INC	0002500007	92060578	20240829B	Table - Preschool Classroom	08/19/2024	235765	982.56
VIRCO INC	0002500007	92061922	20240904B	Table - Preschool Classroom	08/26/2024	235765	0.00
	VIRCO INC		**982.56**				
Walcott, Troy Allen		Tuition Sep24	20240830AL	Tuition Reimbursement	08/30/2024	9000001457	475.00
	Walcott, Troy Allen		**475.00**				
Washington Student		924308-1	20240905B	Transportation Services	09/01/2024	235766	104,421.15
	Washington Student		**104,421.15**				
Waste Management of		3288872-2070-0	20240815B	ACCT 20-59268-33005	08/05/2024	235767	1,955.69
	Waste Management of Illinois		**1,955.69**				
WCHS - Activity Fund		Reimb Sep24	20240816AL	Reimburse Activity Acct for Panther	08/16/2024	235768	100.00
WCHS - Activity Fund		Reimb Sep24	20240827AL	Reimb Activity Fund for retirement	08/27/2024	235768	175.00
	WCHS - Activity Fund		**275.00**				
WCHS - Imprest Fund		Sep 2024	20240903AL	Replenish Imprest Acct - Sep 2024	09/03/2024	235769	2,150.00
	WCHS - Imprest Fund		**2,150.00**				

Invoice Listing (Condensed)

Full Name	PO Number	Invoice Number	Batch	Description	Invoice Date	Check Number	Net Amount
Weigel, Sarah Renee		Tuition Sep24	20240830AL	Tuition Reimbursement	08/30/2024	9000001458	10,200.00
	Weigel, Sarah Renee		**10,200.00**				
Wex Bank		99180751	20240830AL	Sp Ed Coop Fuel Charges 8.5-8.22.24	08/30/2024	235770	2,324.28
	Wex Bank		**2,324.28**				
Wyzgowski, Torri		Tuition Sep24	20240830AL	Tuition Reimbursement	08/30/2024	9000001459	399.00
	Wyzgowski, Torri Kristen		**399.00**				
Zehr, Daniel Dean		Tuition Sep24	20240830AL	Tuition Reimbursement	08/30/2024	9000001460	2,015.10
	Zehr, Daniel Dean		**2,015.10**				
Zehr, Deanna Christine		Tuition Sep24	20240830AL	Tuition Reimbursement	08/30/2024	9000001461	225.00
	Zehr, Deanna Christine		**225.00**				

Total Number of Batch Invoices:	0	$0.00
Total Number of Open Invoices:	0	$0.00
Total Number of History Invoices:	370	$564,304.37
Total Number of Update in Progress Batch Invoices:	0	$0.00
Total Number of Update in Progress Batch Reversal Invoices:	0	$0.00
Total Number of Reversal History Invoices:	0	$0.00
Total Number of Deleted History Invoices:	0	$0.00
Total Number of Batch Reversal Invoices:	0	$0.00
Total Invoices:	**370**	**564,304.37**

Invoice Listing (Condensed)

Washington CHSD 308

Full Name	PO Number	Invoice Number	Batch	Description	Invoice Date	Check Number	Net Amount
Allen, Corey		CR FY25	20240812AL	Credit Refund	08/12/2024	4498	150.00
	Allen, Corey		**150.00**				
Augustine, Albert		CR FY25	20240812AL	Credit Refund	08/12/2024	4499	50.00
	Augustine, Albert		**50.00**				
Blundy, John		CR FY25	20240812AL	Credit Refund	08/12/2024	4500	50.00
	Blundy, John		**50.00**				
Browning, Emily		CR FY25	20240812AL	Credit Refund	08/12/2024	4501	150.00
	Browning, Emily		**150.00**				
Cheney, Monica		CR FY25	20240812AL	Credit Refund	08/12/2024	4502	150.00
	Cheney, Monica		**150.00**				
Colclasure, Kim		CR FY25	20240812AL	Credit Refund	08/12/2024	4503	50.00
	Colclasure, Kim		**50.00**				
Crews, Jessica		CR FY25	20240812AL	Credit Refund	08/12/2024	4504	150.00
	Crews, Jessica		**150.00**				
Custer, Cynthia		CR FY25	20240812AL	Credit Refund	08/12/2024	4505	50.00
	Custer, Cynthia		**50.00**				
Frakes, Sarah		CR FY25	20240812AL	Credit Refund	08/12/2024	4506	50.00
	Frakes, Sarah		**50.00**				
Gross, Angela		CR FY25	20240812AL	Credit Refund	08/12/2024	4507	50.00
	Gross, Angela		**50.00**				
Imm, Kristin		CR FY25	20240812AL	Credit Refund	08/12/2024	4508	50.00
	Imm, Kristin		**50.00**				

Invoice Listing (Condensed)

Full Name	PO Number	Invoice Number	Batch	Description	Invoice Date	Check Number	Net Amount
Lenover, Christopher		CR FY25	20240812AL	Credit Refund	08/12/2024	4509	50.00
	Lenover, Christopher Aaron		**50.00**				
Lopez, Jennifer		CR FY25	20240812AL	Credit Refund	08/12/2024	4510	150.00
	Lopez, Jennifer		**150.00**				
Lundquist, Kevin		CR FY25	20240812AL	Credit Refund	08/12/2024	4511	50.00
	Lundquist, Kevin		**50.00**				
McClure, Jennifer		CR FY25	20240812AL	Credit Refund	08/12/2024	4512	100.00
	McClure, Jennifer		**100.00**				
Medina, Ruth		CR FY25	20240812AL	Credit Refund	08/12/2024	4513	150.00
	Medina, Ruth		**150.00**				
Moore, Evita		CR FY25	20240812AL	Credit Refund	08/12/2024	4514	150.00
	Moore, Evita		**150.00**				
Roe, Sarah		CR FY 25	20240812AL	Credit Refund	08/12/2024	4515	150.00
	Roe, Sarah		**150.00**				
Shipp, Charlotte		CR FY25	20240812AL	Credit Refund	08/12/2024	4516	150.00
	Shipp, Charlotte		**150.00**				
Williams, Heather		CR FY25	20240812AL	Credit Refund	08/12/2024	4517	150.00
	Williams, Heather		**150.00**				
Wulf, Rebecca		CR FY25	20240812AL	Credit Refund	08/12/2024	4518	100.00
	Wulf, Rebecca		**100.00**				

Invoice Listing (Condensed)

Full Name	PO Number	Invoice Number	Batch	Description	Invoice Date	Check Number	Net Amount
Total Number of Batch Invoices:			0				$0.00
Total Number of Open Invoices:			0				$0.00
Total Number of History Invoices:			21				$2,150.00
Total Number of Update in Progress Batch Invoices:			0				$0.00
Total Number of Update in Progress Batch Reversal Invoices:			0				$0.00
Total Number of Reversal History Invoices:			0				$0.00
Total Number of Deleted History Invoices:			0				$0.00
Total Number of Batch Reversal Invoices:			0				$0.00
Total Invoices:			**21**				**2,150.00**

Account Activity Detail

Date Range: 08/01/2024 - 08/31/2024 **Washington CHSD 308**

11 Q 7300 0000 00 000 110051 Athletics - Football

Post Date	Source Type		Debit	Credit	Net Activity
08/08/2024	APBU - Accounts Payable Batch Update		2,200.00	0.00	2,200.00
SRC	**Name**	**Description**	**Check Number**	**Identifier**	**Detail Amount**
APBU	HUDL	AD Package Select -1 indoor/1 outdoor	17047	20240805LF	$2,200.00
08/13/2024	CR - Cash Receipt Deposit		0.00	140.00	-140.00
SRC	**Name**	**Description**	**Check Number**	**Identifier**	**Detail Amount**
CR		August 13 2024 Deposit		20240813LF	$140.00
08/09/2024	J - Journal Entry		2,200.00	2,200.00	0.00
SRC	**Name**	**Description**	**Check Number**	**Identifier**	**Detail Amount**
J		Account Entry Correction		20240809LF	$0.00
08/14/2024	J - Journal Entry		0.00	769.64	-769.64
SRC	**Name**	**Description**	**Check Number**	**Identifier**	**Detail Amount**
J		General Activity covering partial HUDL invoice		20240813LF	($769.64)
Totals for Account 11 Q 7300 0000 00 000 110051:			**$4,400.00**	**$3,109.64**	**$1,290.36**

11 Q 7300 0000 00 000 110052 Athletics - Cross Country

Post Date	Source Type		Debit	Credit	Net Activity
08/30/2024	APBU - Accounts Payable Batch Update		100.00	0.00	100.00
SRC	**Name**	**Description**	**Check Number**	**Identifier**	**Detail Amount**
APBU	Professional Therapy Services Inc	Cross Country Rental of Alter G Machine - 4 Hours	17078	20240829LF	$100.00
Totals for Account 11 Q 7300 0000 00 000 110052:			**$100.00**	**$0.00**	**$100.00**

11 Q 7300 0000 00 000 110053 Athletics - Golf

Post Date	Source Type		Debit	Credit	Net Activity
08/06/2024	APBU - Accounts Payable Batch Update		500.00	0.00	500.00
SRC	**Name**	**Description**	**Check Number**	**Identifier**	**Detail Amount**
APBU	QUAIL MEADOWS GOLF COURSE	Driving Range Acct A0004049	17046	20240805LF	$500.00
08/09/2024	APBU - Accounts Payable Batch Update		2,215.00	0.00	2,215.00
SRC	**Name**	**Description**	**Check Number**	**Identifier**	**Detail Amount**
APBU	Morton Community Bank (P3)	Spirit Hollow Golf Course	17050	20240807LF	$2,215.00
08/26/2024	APBU - Accounts Payable Batch Update		130.00	0.00	130.00
SRC	**Name**	**Description**	**Check Number**	**Identifier**	**Detail Amount**
APBU	Moline High School	Reimbursement Golf Entry Fee from Check 360059 -	17066	20240826LF	$130.00

Account Activity Detail

Date Range: 08/01/2024 - 08/31/2024 **Washington CHSD 308**

11 Q 7300 0000 00 000 110053 Athletics - Golf

Post Date	Source Type		Debit	Credit	Net Activity
08/07/2024	CR - Cash Receipt Deposit		0.00	750.00	-750.00
SRC	**Name**	**Description**	**Check Number**	**Identifier**	**Detail Amount**
CR		August 7 2024 Deposit		August072024	$750.00
08/13/2024	CR - Cash Receipt Deposit		0.00	130.00	-130.00
SRC	**Name**	**Description**	**Check Number**	**Identifier**	**Detail Amount**
CR		August 13 2024 Deposit		20240813LF	$130.00
08/30/2024	CR - Cash Receipt Deposit		0.00	200.00	-200.00
SRC	**Name**	**Description**	**Check Number**	**Identifier**	**Detail Amount**
CR		AUGUST 30 2024		AUGUST30202	$200.00
08/09/2024	J - Journal Entry		2,215.00	2,215.00	0.00
SRC	**Name**	**Description**	**Check Number**	**Identifier**	**Detail Amount**
J		Account Entry Correction		20240809LF	$0.00
Totals for Account 11 Q 7300 0000 00 000 110053:			**$5,060.00**	**$3,295.00**	**$1,765.00**

11 Q 7300 0000 00 000 110055 Athletics - Basketball (Boys)

Post Date	Source Type		Debit	Credit	Net Activity
08/08/2024	APBU - Accounts Payable Batch Update		1,500.00	0.00	1,500.00
SRC	**Name**	**Description**	**Check Number**	**Identifier**	**Detail Amount**
APBU	HUDL	AD Package Select -1 indoor/1 outdoor	17047	20240805LF	$1,500.00
08/09/2024	J - Journal Entry		1,500.00	1,500.00	0.00
SRC	**Name**	**Description**	**Check Number**	**Identifier**	**Detail Amount**
J		Account Entry Correction		20240809LF	$0.00
Totals for Account 11 Q 7300 0000 00 000 110055:			**$3,000.00**	**$1,500.00**	**$1,500.00**

11 Q 7300 0000 00 000 110057 Athletics - Lacrosse (Boys)

Post Date	Source Type		Debit	Credit	Net Activity
08/08/2024	APBU - Accounts Payable Batch Update		1,500.00	0.00	1,500.00
SRC	**Name**	**Description**	**Check Number**	**Identifier**	**Detail Amount**
APBU	HUDL	AD Package Select -1 indoor/1 outdoor	17047	20240805LF	$1,500.00
08/09/2024	J - Journal Entry		1,500.00	1,500.00	0.00
SRC	**Name**	**Description**	**Check Number**	**Identifier**	**Detail Amount**
J		Account Entry Correction		20240809LF	$0.00
Totals for Account 11 Q 7300 0000 00 000 110057:			**$3,000.00**	**$1,500.00**	**$1,500.00**

Account Activity Detail

11 Q 7300 0000 00 000 110058 Athletics - Volleyball

Post Date	Source Type		Debit	Credit	Net Activity
08/08/2024	APBU - Accounts Payable Batch Update		1,000.00	0.00	1,000.00
SRC	**Name**	**Description**	**Check Number**	**Identifier**	**Detail Amount**
APBU	HUDL	AD Package Select -1 indoor/1 outdoor	17047	20240805LF	$1,000.00
08/09/2024	APBU - Accounts Payable Batch Update		285.90	0.00	285.90
SRC	**Name**	**Description**	**Check Number**	**Identifier**	**Detail Amount**
APBU	Morton Community Bank (P2)	Michaels Italian Feast	17049	20240807LF	$285.90
08/26/2024	APBU - Accounts Payable Batch Update		450.00	0.00	450.00
SRC	**Name**	**Description**	**Check Number**	**Identifier**	**Detail Amount**
APBU	Randy Waters	Media Day and Banners	17071	20240822LF	$450.00
08/13/2024	CR - Cash Receipt Deposit		0.00	400.00	-400.00
SRC	**Name**	**Description**	**Check Number**	**Identifier**	**Detail Amount**
CR		August 13 2024 Deposit		20240813LF	$400.00
08/30/2024	CR - Cash Receipt Deposit		0.00	733.88	-733.88
SRC	**Name**	**Description**	**Check Number**	**Identifier**	**Detail Amount**
CR		AUGUST 30 2024		AUGUST30202	$733.88
08/09/2024	J - Journal Entry		1,285.90	1,285.90	0.00
SRC	**Name**	**Description**	**Check Number**	**Identifier**	**Detail Amount**
J		Account Entry Correction		20240809LF	$0.00
Totals for Account 11 Q 7300 0000 00 000 110058:			**$3,021.80**	**$2,419.78**	**$602.02**

11 Q 7300 0000 00 000 110060 Athletics - Baseball

Post Date	Source Type		Debit	Credit	Net Activity
08/26/2024	APBU - Accounts Payable Batch Update		322.95	0.00	322.95
SRC	**Name**	**Description**	**Check Number**	**Identifier**	**Detail Amount**
APBU	WCHS - General Fund	JClifford/MKuchan-Painting Dugout	17072	20240821LF	$322.95
Totals for Account 11 Q 7300 0000 00 000 110060:			**$322.95**	**$0.00**	**$322.95**

11 Q 7300 0000 00 000 110062 Athletics - General (AD)

Post Date	Source Type		Debit	Credit	Net Activity
08/14/2024	APBU - Accounts Payable Batch Update		1,042.00	0.00	1,042.00
SRC	**Name**	**Description**	**Check Number**	**Identifier**	**Detail Amount**
APBU	LIMESTONE HIGH SCHOOL	2024 Mid Illini General Meeting	17053	20240813LF	$1,042.00

Account Activity Detail

11 Q 7300 0000 00 000 110062 Athletics - General (AD)

Post Date	Source Type		Debit	Credit	Net Activity
08/27/2024	APBU - Accounts Payable Batch Update		867.64	0.00	867.64
SRC	**Name**	**Description**	**Check Number**	**Identifier**	**Detail Amount**
APBU	Keps Sports Bar & Grill	Keps - Inside Panther Night coaches meal	17073	20240827	$867.64
08/07/2024	CR - Cash Receipt Deposit		0.00	244.15	-244.15
SRC	**Name**	**Description**	**Check Number**	**Identifier**	**Detail Amount**
CR	KROGER CO - IN DIV	August 7 2024 Deposit		August072024	$244.15
08/13/2024	CR - Cash Receipt Deposit		0.00	31.00	-31.00
SRC	**Name**	**Description**	**Check Number**	**Identifier**	**Detail Amount**
CR		August 13 2024 Deposit		20240813LF	$31.00
08/14/2024	J - Journal Entry		769.64	0.00	769.64
SRC	**Name**	**Description**	**Check Number**	**Identifier**	**Detail Amount**
J		General Activity covering partial HUDL invoice		20240813LF	$769.64
Totals for Account 11 Q 7300 0000 00 000 110062:			**$2,679.28**	**$275.15**	**$2,404.13**

11 Q 7300 0000 00 000 110063 Athletics - Soccer (Boys)

Post Date	Source Type		Debit	Credit	Net Activity
08/20/2024	APBU - Accounts Payable Batch Update		156.00	0.00	156.00
SRC	**Name**	**Description**	**Check Number**	**Identifier**	**Detail Amount**
APBU	VITAL SIGNS	4x6 Banner Soccer	17055	20240813LF	$156.00
08/07/2024	CR - Cash Receipt Deposit		0.00	430.00	-430.00
SRC	**Name**	**Description**	**Check Number**	**Identifier**	**Detail Amount**
CR		August 7 2024 Deposit		August072024	$430.00
Totals for Account 11 Q 7300 0000 00 000 110063:			**$156.00**	**$430.00**	**($274.00)**

11 Q 7300 0000 00 000 110064 Athletics - Basketball (Girls)

Post Date	Source Type		Debit	Credit	Net Activity
08/08/2024	APBU - Accounts Payable Batch Update		1,500.00	0.00	1,500.00
SRC	**Name**	**Description**	**Check Number**	**Identifier**	**Detail Amount**
APBU	HUDL	AD Package Select -1 indoor/1 outdoor	17047	20240805LF	$1,500.00
08/09/2024	J - Journal Entry		1,500.00	1,500.00	0.00
SRC	**Name**	**Description**	**Check Number**	**Identifier**	**Detail Amount**
J		Account Entry Correction		20240809LF	$0.00
Totals for Account 11 Q 7300 0000 00 000 110064:			**$3,000.00**	**$1,500.00**	**$1,500.00**

Account Activity Detail

11 Q 7300 0000 00 000 110065 Athletics - Soccer (Girls)

Post Date	Source Type		Debit	Credit	Net Activity
08/20/2024	APBU - Accounts Payable Batch Update		689.00	0.00	689.00
SRC	**Name**	**Description**	**Check Number**	**Identifier**	**Detail Amount**
APBU	IHSA	2023-24 Girls Soccer Regional Semifinal/Final		20240820LF	$689.00
08/20/2024	APBU - Accounts Payable Batch Update		689.00	689.00	0.00
SRC	**Name**	**Description**	**Check Number**	**Identifier**	**Detail Amount**
APBU	IHSA	2023-24 Girls Soccer Regional Semifinal/Final	17057	20240820LF	$689.00
APBU	IHSA	2023-24 Girls Soccer Regional Semifinal/Final		20240820LF	($689.00)
Totals for Account 11 Q 7300 0000 00 000 110065:			**$1,378.00**	**$689.00**	**$689.00**

11 Q 7300 0000 00 000 110066 Athletics - Cheer (Competetive)

Post Date	Source Type		Debit	Credit	Net Activity
08/08/2024	APBU - Accounts Payable Batch Update		400.00	0.00	400.00
SRC	**Name**	**Description**	**Check Number**	**Identifier**	**Detail Amount**
APBU	HUDL	AD Package Select -1 indoor/1 outdoor	17047	20240805LF	$400.00
08/09/2024	J - Journal Entry		400.00	400.00	0.00
SRC	**Name**	**Description**	**Check Number**	**Identifier**	**Detail Amount**
J		Account Entry Correction		20240809LF	$0.00
Totals for Account 11 Q 7300 0000 00 000 110066:			**$800.00**	**$400.00**	**$400.00**

11 Q 7300 0000 00 000 110069 Athletics - Pantherettes

Post Date	Source Type		Debit	Credit	Net Activity
08/08/2024	APBU - Accounts Payable Batch Update		400.00	0.00	400.00
SRC	**Name**	**Description**	**Check Number**	**Identifier**	**Detail Amount**
APBU	HUDL	AD Package Select -1 indoor/1 outdoor	17047	20240805LF	$400.00
08/07/2024	CR - Cash Receipt Deposit		0.00	71.62	-71.62
SRC	**Name**	**Description**	**Check Number**	**Identifier**	**Detail Amount**
CR		August 7 2024 Deposit		August072024	$71.62
08/30/2024	CR - Cash Receipt Deposit		0.00	906.00	-906.00
SRC	**Name**	**Description**	**Check Number**	**Identifier**	**Detail Amount**
CR		AUGUST 30 2024		AUGUST30202	$906.00
08/09/2024	J - Journal Entry		400.00	400.00	0.00
SRC	**Name**	**Description**	**Check Number**	**Identifier**	**Detail Amount**
J		Account Entry Correction		20240809LF	$0.00

Account Activity Detail

11 Q 7300 0000 00 000 110069	Athletics - Pantherettes				
Post Date	**Source Type**		**Debit**	**Credit**	**Net Activity**
Totals for Account 11 Q 7300 0000 00 000 110069:			**$800.00**	**$1,377.62**	**($577.62)**
11 Q 7300 0000 00 000 110076	Athletics - Pep Club				
Post Date	**Source Type**		**Debit**	**Credit**	**Net Activity**
08/29/2024	APBU - Accounts Payable Batch Update		175.00	0.00	175.00
SRC	**Name**	**Description**	**Check Number**	**Identifier**	**Detail Amount**
APBU	Kara Kamienski Photography	New Orange Crush banners ordered for football fence.	17075	20240828LF	$175.00
08/30/2024	CR - Cash Receipt Deposit		0.00	10.00	-10.00
SRC	**Name**	**Description**	**Check Number**	**Identifier**	**Detail Amount**
CR		AUGUST 30 2024		AUGUST30202	$10.00
Totals for Account 11 Q 7300 0000 00 000 110076:			**$175.00**	**$10.00**	**$165.00**
11 Q 7300 0000 00 000 110078	Athletics - Cheer (Football)				
Post Date	**Source Type**		**Debit**	**Credit**	**Net Activity**
08/20/2024	APBU - Accounts Payable Batch Update		308.00	0.00	308.00
SRC	**Name**	**Description**	**Check Number**	**Identifier**	**Detail Amount**
APBU	Kara Kamienski	Reimbursement - Senior Night Gifts		20240819LF	$308.00
08/20/2024	APBU - Accounts Payable Batch Update		308.00	308.00	0.00
SRC	**Name**	**Description**	**Check Number**	**Identifier**	**Detail Amount**
APBU	Kara Kamienski	Reimbursement - Senior Night Gifts	17058	20240819LF	$308.00
APBU	Kara Kamienski	Reimbursement - Senior Night Gifts		20240819LF	($308.00)
Totals for Account 11 Q 7300 0000 00 000 110078:			**$616.00**	**$308.00**	**$308.00**
11 Q 7300 0000 00 000 110079	Athletics - Lacrosse (Girls)				
Post Date	**Source Type**		**Debit**	**Credit**	**Net Activity**
08/08/2024	APBU - Accounts Payable Batch Update		1,500.00	0.00	1,500.00
SRC	**Name**	**Description**	**Check Number**	**Identifier**	**Detail Amount**
APBU	HUDL	AD Package Select -1 indoor/1 outdoor	17047	20240805LF	$1,500.00
08/09/2024	J - Journal Entry		1,500.00	1,500.00	0.00
SRC	**Name**	**Description**	**Check Number**	**Identifier**	**Detail Amount**
J		Account Entry Correction		20240809LF	$0.00
Totals for Account 11 Q 7300 0000 00 000 110079:			**$3,000.00**	**$1,500.00**	**$1,500.00**

Account Activity Detail

11 Q 7300 0000 00 000 110100	Activities - General (Barth)				
Post Date	**Source Type**		**Debit**	**Credit**	**Net Activity**
08/20/2024	APBU - Accounts Payable Batch Update		200.00	0.00	200.00
SRC	**Name**	**Description**	**Check Number**	**Identifier**	**Detail Amount**
APBU	Holland's Mercantile	Activity Club Kick-Off	17054	20240816LF	$200.00
08/20/2024	APBU - Accounts Payable Batch Update		35.27	0.00	35.27
SRC	**Name**	**Description**	**Check Number**	**Identifier**	**Detail Amount**
APBU	Teresa Noe	Reimbursement - Ice Cream Social		20240819LF	$35.27
08/20/2024	APBU - Accounts Payable Batch Update		35.27	35.27	0.00
SRC	**Name**	**Description**	**Check Number**	**Identifier**	**Detail Amount**
APBU	Teresa Noe	Reimbursement - Ice Cream Social	17060	20240819LF	$35.27
APBU	Teresa Noe	Reimbursement - Ice Cream Social		20240819LF	($35.27)
08/26/2024	APBU - Accounts Payable Batch Update		24.98	0.00	24.98
SRC	**Name**	**Description**	**Check Number**	**Identifier**	**Detail Amount**
APBU	Teresa Noe	Reimbursement - Club Supplies	17068	20240822LF	$24.98
Totals for Account 11 Q 7300 0000 00 000 110100:			**$295.52**	**$35.27**	**$260.25**

11 Q 7300 0000 00 000 110106	Activities - Auto/Construction Club				
Post Date	**Source Type**		**Debit**	**Credit**	**Net Activity**
08/07/2024	CR - Cash Receipt Deposit		0.00	150.00	-150.00
SRC	**Name**	**Description**	**Check Number**	**Identifier**	**Detail Amount**
CR		August 7 2024 Deposit		August072024	$150.00
Totals for Account 11 Q 7300 0000 00 000 110106:			**$0.00**	**$150.00**	**($150.00)**

11 Q 7300 0000 00 000 110109	Activities - Book Club				
Post Date	**Source Type**		**Debit**	**Credit**	**Net Activity**
08/30/2024	CR - Cash Receipt Deposit		0.00	30.00	-30.00
SRC	**Name**	**Description**	**Check Number**	**Identifier**	**Detail Amount**
CR		AUGUST 30 2024		AUGUST30202	$30.00
Totals for Account 11 Q 7300 0000 00 000 110109:			**$0.00**	**$30.00**	**($30.00)**

11 Q 7300 0000 00 000 110110	Activities - Broadway Club				
Post Date	**Source Type**		**Debit**	**Credit**	**Net Activity**
08/26/2024	APBU - Accounts Payable Batch Update		981.25	0.00	981.25
SRC	**Name**	**Description**	**Check Number**	**Identifier**	**Detail Amount**
APBU	Music Theatre International	Fall 2024 Musical	17067	20240822LF	$981.25

Account Activity Detail

11 Q 7300 0000 00 000 110110	Activities - Broadway Club			
Post Date	**Source Type**	**Debit**	**Credit**	**Net Activity**
Totals for Account 11 Q 7300 0000 00 000 110110:		**$981.25**	**$0.00**	**$981.25**

11 Q 7300 0000 00 000 110119	Activities - Fitness Club				
Post Date	**Source Type**		**Debit**	**Credit**	**Net Activity**
08/30/2024	CR - Cash Receipt Deposit		0.00	7.00	-7.00
SRC	**Name**	**Description**	**Check Number**	**Identifier**	**Detail Amount**
CR		AUGUST 30 2024		AUGUST30202	$7.00
Totals for Account 11 Q 7300 0000 00 000 110119:			**$0.00**	**$7.00**	**($7.00)**

11 Q 7300 0000 00 000 110124	Activities - Game Club				
Post Date	**Source Type**		**Debit**	**Credit**	**Net Activity**
08/09/2024	APBU - Accounts Payable Batch Update		332.91	0.00	332.91
SRC	**Name**	**Description**	**Check Number**	**Identifier**	**Detail Amount**
APBU	Morton Community Bank (P1)	Amazon Gift Cards	17048	20240807LF	$225.00
APBU	Morton Community Bank (P2)	Brickhouse	17049	20240807LF	$107.91
08/14/2024	APBU - Accounts Payable Batch Update		135.12	0.00	135.12
SRC	**Name**	**Description**	**Check Number**	**Identifier**	**Detail Amount**
APBU	Thomas Gross	Reimbursement - Game Club	17052	20240813LF	$135.12
08/30/2024	CR - Cash Receipt Deposit		0.00	5.00	-5.00
SRC	**Name**	**Description**	**Check Number**	**Identifier**	**Detail Amount**
CR		AUGUST 30 2024		AUGUST30202	$5.00
08/09/2024	J - Journal Entry		332.91	332.91	0.00
SRC	**Name**	**Description**	**Check Number**	**Identifier**	**Detail Amount**
J		Account Entry Correction		20240809LF	$0.00
Totals for Account 11 Q 7300 0000 00 000 110124:			**$800.94**	**$337.91**	**$463.03**

11 Q 7300 0000 00 000 110128	Activities - International Club				
Post Date	**Source Type**		**Debit**	**Credit**	**Net Activity**
08/21/2024	APBU - Accounts Payable Batch Update		40.02	0.00	40.02
SRC	**Name**	**Description**	**Check Number**	**Identifier**	**Detail Amount**
APBU	Lora Carrillo St John	The Blend - International Club Meeting: Aug 17th	17061	20240820	$40.02
08/30/2024	CR - Cash Receipt Deposit		0.00	7.00	-7.00
SRC	**Name**	**Description**	**Check Number**	**Identifier**	**Detail Amount**
CR		AUGUST 30 2024		AUGUST30202	$7.00

Account Activity Detail

11 Q 7300 0000 00 000 110128	Activities - International Club				
Post Date	**Source Type**		**Debit**	**Credit**	**Net Activity**
Totals for Account 11 Q 7300 0000 00 000 110128:			**$40.02**	**$7.00**	**$33.02**
11 Q 7300 0000 00 000 110132	Activities - Junior Class				
Post Date	**Source Type**		**Debit**	**Credit**	**Net Activity**
08/26/2024	APBU - Accounts Payable Batch Update		1,000.00	0.00	1,000.00
SRC	**Name**	**Description**	**Check Number**	**Identifier**	**Detail Amount**
APBU	PEORIA CIVIC CENTER	Prom Down Payment	17069	20240822LF	$1,000.00
08/30/2024	APBU - Accounts Payable Batch Update		300.00	0.00	300.00
SRC	**Name**	**Description**	**Check Number**	**Identifier**	**Detail Amount**
APBU	MICHAELS ITALIAN FEAST LLC	Concessions: Sub Sandwiches - Inside Panther Night	17077	20240829LF	$300.00
08/30/2024	CR - Cash Receipt Deposit		0.00	1,013.02	-1,013.02
SRC	**Name**	**Description**	**Check Number**	**Identifier**	**Detail Amount**
CR		AUGUST 30 2024		AUGUST30202	$1,013.02
Totals for Account 11 Q 7300 0000 00 000 110132:			**$1,300.00**	**$1,013.02**	**$286.98**
11 Q 7300 0000 00 000 110136	Activities - Panther Perk				
Post Date	**Source Type**		**Debit**	**Credit**	**Net Activity**
08/30/2024	CR - Cash Receipt Deposit		0.00	5.00	-5.00
SRC	**Name**	**Description**	**Check Number**	**Identifier**	**Detail Amount**
CR		AUGUST 30 2024		AUGUST30202	$5.00
Totals for Account 11 Q 7300 0000 00 000 110136:			**$0.00**	**$5.00**	**($5.00)**
11 Q 7300 0000 00 000 110144	Activities - Student Council				
Post Date	**Source Type**		**Debit**	**Credit**	**Net Activity**
08/06/2024	APBU - Accounts Payable Batch Update		819.00	0.00	819.00
SRC	**Name**	**Description**	**Check Number**	**Identifier**	**Detail Amount**
APBU	ACADEMY OF AWARDS, INC.	Screen printing Style 3413 Bella Canvas Tshirt w/2	17044	20240805LF	$819.00
Totals for Account 11 Q 7300 0000 00 000 110144:			**$819.00**	**$0.00**	**$819.00**
11 Q 7300 0000 00 000 110152	Activities - Hardship				
Post Date	**Source Type**		**Debit**	**Credit**	**Net Activity**
08/09/2024	APBU - Accounts Payable Batch Update		706.68	0.00	706.68
SRC	**Name**	**Description**	**Check Number**	**Identifier**	**Detail Amount**
APBU	Morton Community Bank (P2)	Walmart- Panther Pro Supplies	17049	20240807LF	$134.30
APBU	Morton Community Bank (P2)	Walmart - Panther Pro Supplies	17049	20240807LF	$341.33

Account Activity Detail

11 Q 7300 0000 00 000 110152 Activities - Hardship

Post Date	Source Type		Debit	Credit	Net Activity
08/09/2024	APBU - Accounts Payable Batch Update		706.68	0.00	706.68
SRC	**Name**	**Description**	**Check Number**	**Identifier**	**Detail Amount**
APBU	Morton Community Bank (P2)	Walmart - Panther Pro Supplies	17049	20240807LF	$225.12
APBU	Morton Community Bank (PA)	Amazon - Panther Pro Supplies	17051	20240807LF	$5.93
08/20/2024	APBU - Accounts Payable Batch Update		164.95	0.00	164.95
SRC	**Name**	**Description**	**Check Number**	**Identifier**	**Detail Amount**
APBU	AMAZON BUSINESS	Panther Pro Shop Items		20240820LF	$164.95
08/20/2024	APBU - Accounts Payable Batch Update		164.95	164.95	0.00
SRC	**Name**	**Description**	**Check Number**	**Identifier**	**Detail Amount**
APBU	AMAZON BUSINESS	Panther Pro Shop Items	17056	20240820LF	$164.95
APBU	AMAZON BUSINESS	Panther Pro Shop Items		20240820LF	($164.95)
08/09/2024	J - Journal Entry		706.78	706.78	0.00
SRC	**Name**	**Description**	**Check Number**	**Identifier**	**Detail Amount**
J		Account Entry Correction		20240809LF	$0.00
Totals for Account 11 Q 7300 0000 00 000 110152:			**$1,743.36**	**$871.73**	**$871.63**

11 Q 7300 0000 00 000 110200 General

Post Date	Source Type		Debit	Credit	Net Activity
08/06/2024	APBU - Accounts Payable Batch Update		50.00	0.00	50.00
SRC	**Name**	**Description**	**Check Number**	**Identifier**	**Detail Amount**
APBU	Izabelle Endress	Worker - Freshmen/New Student Registration August	17045	20240805LF	$50.00
08/14/2024	J - Journal Entry		15.00	0.00	15.00
SRC	**Name**	**Description**	**Check Number**	**Identifier**	**Detail Amount**
J		Wire Fee		20240808LF	$15.00
Totals for Account 11 Q 7300 0000 00 000 110200:			**$65.00**	**$0.00**	**$65.00**

11 Q 7300 0000 00 000 110204 General - Donations (General)

Post Date	Source Type		Debit	Credit	Net Activity
08/30/2024	CR - Cash Receipt Deposit		0.00	25.00	-25.00
SRC	**Name**	**Description**	**Check Number**	**Identifier**	**Detail Amount**
CR		AUGUST 30 2024		AUGUST30202	$25.00
Totals for Account 11 Q 7300 0000 00 000 110204:			**$0.00**	**$25.00**	**($25.00)**

Account Activity Detail

11 Q 7300 0000 00 000 110209	General - Scholarships				
Post Date	**Source Type**		**Debit**	**Credit**	**Net Activity**
08/21/2024	APBU - Accounts Payable Batch Update		1,500.00	0.00	1,500.00
SRC	**Name**	**Description**	**Check Number**	**Identifier**	**Detail Amount**
APBU	Illinois Central College (ICC)	2024 WTUF Academic Scholarship Recipient	17062	20240820LF	$1,500.00
08/29/2024	APBU - Accounts Payable Batch Update		750.00	0.00	750.00
SRC	**Name**	**Description**	**Check Number**	**Identifier**	**Detail Amount**
APBU	Illinois State University	2024 Dalfoso Scholarship Recipient	17074	20240828LF	$750.00
Totals for Account 11 Q 7300 0000 00 000 110209:			**$2,250.00**	**$0.00**	**$2,250.00**

11 Q 7300 0000 00 000 110210	General - Concessions				
Post Date	**Source Type**		**Debit**	**Credit**	**Net Activity**
08/20/2024	APBU - Accounts Payable Batch Update		96.46	0.00	96.46
SRC	**Name**	**Description**	**Check Number**	**Identifier**	**Detail Amount**
APBU	KOHL WHOLESALE	Concessions - Fall		20240819LF	$96.46
08/20/2024	APBU - Accounts Payable Batch Update		96.46	96.46	0.00
SRC	**Name**	**Description**	**Check Number**	**Identifier**	**Detail Amount**
APBU	KOHL WHOLESALE	Concessions - Fall	17059	20240819LF	$96.46
APBU	KOHL WHOLESALE	Concessions - Fall		20240819LF	($96.46)
08/26/2024	APBU - Accounts Payable Batch Update		6,584.32	0.00	6,584.32
SRC	**Name**	**Description**	**Check Number**	**Identifier**	**Detail Amount**
APBU	Cosgrove Distributors Inc	Concessions Candy	17063	20240826LF	$1,977.91
APBU	Gold Medal	Popcorn - Concessions	17064	20240826LF	$318.65
APBU	KOHL WHOLESALE	Concessions Supplies	17065	20240826LF	$256.97
APBU	PEPSI-COLA BOTTLERS	Concessions	17070	20240821LF	$104.39
APBU	PEPSI-COLA BOTTLERS	Concessions	17070	20240821LF	$3,926.40
08/29/2024	APBU - Accounts Payable Batch Update		517.43	0.00	517.43
SRC	**Name**	**Description**	**Check Number**	**Identifier**	**Detail Amount**
APBU	PEPSI-COLA BOTTLERS	Water/Gatorade 08/30 Friday Football Game	17076	20240828LF	$517.43
08/30/2024	CR - Cash Receipt Deposit		0.00	2,266.10	-2,266.10
SRC	**Name**	**Description**	**Check Number**	**Identifier**	**Detail Amount**
CR		AUGUST 30 2024		AUGUST30202	$2,266.10

Account Activity Detail

11 Q 7300 0000 00 000 110210 General - Concessions

Post Date	Source Type	Debit	Credit	Net Activity
Totals for Account 11 Q 7300 0000 00 000 110210:		**$7,294.67**	**$2,362.56**	**$4,932.11**
Totals for Q - Equity:		**$47,098.79**	**$23,158.68**	**$23,940.11**
Grand Total:		**$47,098.79**	**$23,158.68**	**$23,940.11**

Account Description	Available Funds	
Athletics - Special Events	$	725.82
Athletics - Football	$	140.00
Athletics - Cross Country	$	5,647.09
Athletics - Golf	$	3,414.46
Athletics - Tennis (Boys)	$	11,834.87
Athletics - Basketball (Boys)	$	8,123.90
Athletics - Wrestling	$	1,039.52
Athletics - Lacrosse (Boys)	$	9,286.23
Athletics - Volleyball	$	9,165.86
Athletics - Softball	$	8,209.10
Athletics - Baseball	$	3,883.68
Athletics - General (AD)	$	(8,765.61)
Athletics - Soccer (Boys)	$	13,394.27
Athletics - Basketball (Girls)	$	1,491.20
Athletics - Soccer (Girls)	$	9,836.03
Athletics - Cheer (Competetive)	$	886.88
Athletics - Swimming	$	259.80
Athletics - Pantherettes	$	8,119.82
Athletics - Track (Boys)	$	3,521.86
Athletics - Pep Club	$	1,231.68
Athletics - Cheer (Basketball)	$	-
Athletics - Cheer (Football)	$	1,505.88
Athletics - Lacrosse (Girls)	$	6,939.94
Athletics - Tennis (Girls)	$	13,156.31
Athletics - Track (Girls)	$	-
Activities - General (Barth)	$	3,488.89
Activities - Art Club	$	2,180.09
Activities - Business Club	$	1,568.87
Activities - Advocates For Awareness	$	485.88
Activities - Agriculture Club	$	221.36
Activities - Auto/Construction Club	$	391.30
Activities - Bass Fishing Club	$	3,401.78
Activities - Bloom	$	5,119.76
Activities - Book Club	$	557.45
Activities - Broadway Club	$	7,829.00
Activities - Mathletes	$	181.51
Activities - Band	$	7,698.01
Activities - Science Club	$	1,162.03
Activities - Counseling	$	1,295.76
Activities - Crafty Fashions Club	$	1,199.07
Activities - Cricut Club	$	-
Activities - Engineering Technology Club	$	97.19
Activities - Fellowship Of Christian Students	$	485.69
Activities - Fitness Club	$	9,512.92
Activities - Former Class Funds	$	14,300.53
Activities - French Club	$	1,400.06

Activities - Drama Club	$	10,550.72
Activities - Freshman Class	$	500.00
Activities - Game Club	$	1,208.10
Activities - Gay Straight Alliance (GSA)	$	74.61
Activities - Global Affairs Club	$	267.65
Activities - Impact	$	4,456.28
Activities - International Club	$	160.06
Activities - Intramurals	$	2,200.05
Activities - Journalism Club	$	157.75
Activities - Speech Club	$	0.42
Activities - Junior Class	$	2,397.85
Activities - Chorus	$	8,181.09
Activities - National Honor Society	$	6,700.09
Activities - Operation Snowball	$	1,313.09
Activities - Panther Perk	$	1,104.90
Activities - Preschool (FCS)	$	7,213.84
Activities - Renaissance Fair	$	715.06
Activities - Robotics Club	$	16,061.10
Activities - Scholastic Bowl	$	468.00
Activities - Senior Class	$	11,577.39
Activities - Sophomore Class	$	1,040.84
Activities - Spanish Club	$	1,295.34
Activities - Student Council	$	7,552.24
Activities - Welding Club	$	761.55
Activities - WLCS Leadership & Community Servic	$	3,025.55
Activities - Yearbook	$	4,981.32
Activities - After Midnight	$	5,985.20
Activities - Catering	$	276.02
Activities - CPR Health Fund	$	960.28
Activities - Driving Skills For Life	$	2,341.39
Activities - Hardship	$	9,589.66
Activities - Unified PE	$	-
Activities - Trap Shooting Club	$	-
Activities - Chess Club	$	3,444.33
General	$	45,750.79
General - Co-op (Special Education)	$	10,456.31
General - Co-op (T. Gardner)	$	3,062.29
General - Donations (Five Points Bleacher)	$	2,450.00
General - Donations (General)	$	1,625.00
General - Donations (Logan Smith Memorial)	$	12,305.00
General - Grants	$	1,000.00
General - Pepsi & 7Up Mkt	$	-
General - Raymond Torry Professional Developm	$	13,000.00
General - Scholarships	$	16,799.55
General - Concessions	$	3,008.77

WCHS Coaching Volunteers

2024- 2025

Fall Season

UPDATED 8/23/2024

Mandy Schermerhorn	Volleyball
Dan Walter	Football
Matt Golden	Football
Danny Thornton	Football
Mark O'Neill	Football
Mike Minehan	Football
Joe Bullard	Football
John Igoe	Football
Brian DeSutter	Tennis
Curtis Whisker	Tennis
Jason Gerlach	Tennis
Brian DeSutter	Tennis
Ryan Joehl	Swimming
Alexis Huntsman	Cheerleading

10. ACTION ITEMS

10.1. Personnel

10.1.1. Leave of Absence Request

10.1.1.a. Approve Leave of Absence Request – Paige Kilgus, Math Teacher

Recommendation:

That the Board of Education approve Paige Kilgus' request for a leave of absence as presented in her letter.

Suggested Motion:

Move to approve the request for a leave of absence from Paige Kilgus as recommended.

10. ACTION ITEMS
10.1. Personnel
10.1.2. Certified Employment

10.1.2.a. Approve Employment of Beth Cassulo - Long term Substitute (Math)

Recommendation:

That the WCHS Board of Education approve the employment of Beth Cassulo as a Long term Substitute for the member's leave of absence at the rate presented in the recommendation for employment.

Suggested Motion:

Move to approve the recommendation for employment of Beth Cassulo as a Long term Substitute as presented.

10. ACTION ITEMS
10.1. Personnel
10.1.3. Non-Certified Employment

10.1.3.a. Approve Employment of Elyse Anfinson, Part-time Instructional Aide

Recommendation:

That the WCHS Board of Education approve the employment of Elyse Anfinson as a Part-time Instructional Aide at the rate presented in the recommendation for employment.

Suggested Motion:

Move to approve the recommendation for employment of Elyse Anfinson as a Part-time Instructional Aide as presented.

10.1.3.b. Approve Employment of Kennedy Lindsey, Instructional Aide

Recommendation:

That the WCHS Board of Education approve the employment of Kennedy Lindsey as an Instructional Aide at the rate presented in the recommendation for employment.

Suggested Motion:

Move to approve the recommendation for employment of Kennedy Lindsey as an Instructional Aide as presented.

10.1.3.c. Approve Employment of Shelia Lee, Substitute Food Service Worker

Recommendation:

That the WCHS Board of Education approve the employment of Shelia Lee as a Substitute Food Service Worker at the rate presented in the recommendation for employment.

Suggested Motion:

Move to approve the recommendation for employment of Shelia Lee as a Substitute Food Service Worker as presented.

10.1.3.d. Approve Employment of Benjamin Milligan, Substitute Bus Driver

Recommendation:

That the WCHS Board of Education approve the employment of Benjamin Milligan as a Substitute Bus Driver at the rate presented in the recommendation for employment.

Suggested Motion:

Move to approve the recommendation for employment of Benjamin Milligan as a Substitute Bus Driver as presented.

10.1.3.e. Approve Employment of Carrie Widmer, Substitute Food Service Worker

Recommendation:

That the WCHS Board of Education approve the employment of Carrie Widmer as a Substitute Food Service Worker at the rate presented in the recommendation for employment.

Suggested Motion:

Move to approve the recommendation for employment of Carrie Widmer as a Substitute Food Service Worker as presented.

10. ACTION ITEMS
10.1. Personnel
10.1.4. Extracurricular Employment

10.1.4.a. Approve Employment of Dennis Cassulo, Assistant Softball Coach

Recommendation:

That the WCHS Board of Education approve the employment of Dennis Cassulo as an Assistant Softball Coach for the 2024-2025 school year.

Suggested Motion:

Move to approve the recommendation for employment of Dennis Cassulo as an Assistant Softball Coach as presented.

10.1.4.b. Approve Employment of James Frye as the Auto Club Sponsor

Recommendation:

That the WCHS Board of Education approve the employment of James Frye as the Auto Club Sponsor for the 2024-2025 school year.

Suggested Motion:

Move to approve the recommendation for employment of James Frye as the Auto Club Sponsor as presented.

10. ACTION ITEMS
10.1. Personnel
10.1.5. Retirement

10.1.5.a. Approve Notice of Intent to Retire – Diana Kupfer, Food Service Worker

Recommendation:
That the WCHS Board of Education accept Diana Kupfer's irrevocable notice of intent to retire on December 20, 2024 as indicated in her letter.

Suggested Motion:
Move to approve Diana Kupfer's irrevocable notice of intent to retire as presented.

WASHINGTON
Community High School District 308

August 28, 2024

TO: Dr. Kyle Freeman, Superintendent
WCHS School Board

RE: Bonfire – Community Night

The WCHS Athletic Office is once again proceeding to display a “Bonfire” on Wednesday, September 25, 2024.

The following procedures will be followed:

1. The fire department will be present for the event. I will contact the Fire Department.
2. Weather conditions must be appropriate to display the bonfire. Dry conditions and high winds may give cause to cancel. The final decision will be made in conjunction with the fire department and the WCHS administration.

Joe Alstat
WCHS Athletic Director

115 Bondurant Street • Washington, IL 61571-2499 • Phone (309) 444-3167 • District Office Fax (309) 444-7451
www.wacohi.net
MEMBER ILLINOIS ASSOCIATION OF SCHOOL BOARDS

Approve Bonfire at Community Night

Recommendation:
That the Board of Education approve a bonfire at Community Night on Wednesday, September 25, 2024.

Suggested Motion:
Move to approve a bonfire at Community Night on Wednesday, September 25, 2024 as recommended.

Recommendation

That the Board of Education authorize employment of WCHS students for Co-Op positions for the school year of 2024-25 as presented.

Suggested Motion

Motion that the Board of Education authorize employment of WCHS students for the Co-Op positions for the school year of 2024-25 as recommended.

Motion
Approve the 2024-2025 budget resolution.

Procedure:

1. The Board of Education President shall read, out loud, the resolution printed on the next page. The Board will then have a roll call vote on the resolution for adoption.

Approval of the 2024-2025 BUDGET

Background

1. On June 10th, 2024 the Board of Education approved the 2024-2025 Tentative Budget.
2. A Legal Notice for the Public Budget Hearing was published in a local newspaper in compliance with Section 122.17.1 of the School Code of Illinois. The Budget has been available for public inspection since August 7th, 2024.
3. The Finance Committee met in June and July to review the FY 25 Budget and adjustments made since approval of the Tentative Budget.
4. In August the FY 25 District 308 Budget was presented to the whole Board.
5. The Public Hearing for the FY 25 budget was held as required.

RESOLUTION

WHEREAS, a Public Hearing on the 2024-2025 Budget for District 308 was advertised as required; and,

WHEREAS, the Tentative Budget was available for public inspection at the school from August 7th through September 9th, 2024; and,

WHEREAS, the public was given the opportunity to speak in public session regarding the tentative budget:

NOW THEREFORE, be it resolved that District 308 has complied with the requirement of the School Code of Illinois prior to the adoption of the School District 2024-2025 Budget.

Adopted by a vote of _____ yeas and _____ nays on the 9th day of September 2024;

_____
President, Board of Education

ATTEST:

_____
Secretary, Board of Education

District Type:
[x] School District
[ ] Joint Agreement

Accounting Basis:
[X] Cash
[ ] Accrual

ILLINOIS STATE BOARD OF EDUCATION
School Business Services Division

SCHOOL DISTRICT/JOINT AGREEMENT BUDGET FORM *
July 1, 2024 - June 30, 2025

Balanced budget; no Deficit Reduction Plan is required.

Is this an amended budget? No

Date of Amended Budget: _____ *(MM/DD/YY)*

District Name: **Washington CHSD 308**

District RCDT No: **53090308016**

If your FY2024 AFR states that you need to do a deficit reduction plan and your FY2025 budget is balanced, please state the measures you took to have your budget become balanced. (Bckgrnd-Assumpt 25-26)

Budget of Washington CHSD 308 *, County of* Tazewell *,*
State of Illinois, for the Fiscal Year beginning July 1, 2024 *and ending* June 30, 2025 *.*

WHEREAS the Board of Education of Washington CHSD 308 *,*
County of Tazewell *, State of Illinois, caused to be prepared in tentative form a budget, and the Secretary of this Board has made the same conveniently available to public inspection for at least thirty days prior to final action thereon;*

AND WHEREAS a public hearing was held as to such budget on the 9 *day of* September *, 20* 24 *,*
notice of said hearing was given at least thirty days prior thereto as required by law, and all other legal requirements have been complied with;

NOW, THEREFORE, Be it resolved by the Board of Education of said district as follows:

Section 1: That the fiscal year of this school district be and the same hereby is fixed and declared to be
beginning July 1, 2024 *and ending* June 30, 2025 *.*

Section 2: That the following budget containing an estimate of amounts available in each Fund, separately, and expenditures from each be and the same is hereby adopted as the budget of this school district for said fiscal year.

ADOPTION OF BUDGET

The budget shall be approved and signed below by members of the School Board. Adopted this 9 *day of* September *, 20* 24
by a roll call vote of _____ *Yeas, and* _____ *Nays, to wit:*

** MEMBERS VOTING YEA:	** MEMBERS VOTING NAY:

* Based on the 23 Illinois Administrative Code-Part 100 and inconformity with Section 17-1 of the School Code.

** Type in the members who voted "YEA" nor "NAY". Actual school board member signatures are not required for electronic submission.

(1) A certified copy of this document must be filed with the county clerk within 30 days of adoption as required by Section 18-50 of the Property Tax Code (35 ILCS 200/18-50).

(2) Districts are required to submit the adopted/amended budget electronically to ISBE within 30 days of adoption or by October 30, whichever comes first. Budgets are submitted through IWAS: https://apps.isbe.net/iwas/asp/login.asp?js=true
Please type the member signatures before submitting to ISBE. We do not accept PDF copies.

	A	B	C	D	E	F	G	H	I	J	K	L
1	*Begin entering data on EstRev 6-11 and EstExp 12-20 tabs.*	Acct #	(10) Educational	(20) Operations & Maintenance	(30) Debt Service	(40) Transportation	(50) Municipal Retirement/ Social Security	(60) Capital Projects	(70) Working Cash	(80) Tort	(90) Fire Prevention & Safety	
2	Description: Enter Whole Numbers Only											
3	ESTIMATED BEGINNING FUND BALANCE (without Student Activity Funds)1 as of July 1, 2024		0	0	0	0	0	0	0	0	0	
4	RECEIPTS/REVENUES (without Student Activity Funds)											
5	LOCAL SOURCES	1000	13,496,701	2,878,786	1,638,729	2,501,811	528,390	0	320,803	94,444	61	
6	FLOW-THROUGH RECEIPTS/REVENUES FROM ONE DISTRICT TO ANOTHER DISTRICT	2000	69,316	0		0	0					
7	STATE SOURCES	3000	6,298,138	50,000	0	721,000	0	900,000	0	0	0	
8	FEDERAL SOURCES	4000	815,970	0	0	0	27,555	0	0	0	0	
9	Total Direct Receipts/Revenues [8]		20,680,125	2,928,786	1,638,729	3,222,811	555,945	900,000	320,803	94,444	61	
10	Receipts/Revenues for "On Behalf" Payments [2]	3998	4,505,389	0	0	0	0	0		0	0	
11	Total Receipts/Revenues		25,185,514	2,928,786	1,638,729	3,222,811	555,945	900,000	320,803	94,444	61	
12	DISBURSEMENTS/EXPENDITURES (without Student Activity Funds)											
13	INSTRUCTION	1000	13,751,944				269,357			0		
14	SUPPORT SERVICES	2000	6,193,849	2,653,786		3,197,811	286,588	900,000		94,444	0	
15	COMMUNITY SERVICES	3000	0	0		0	0			0		
16	PAYMENTS TO OTHER DISTRICTS & GOVT UNITS	4000	434,332	0	0	0	0	0		0	0	
17	DEBT SERVICES	5000	0	0	1,619,947	0	0			0	0	
18	PROVISION FOR CONTINGENCIES	6000	300,000	275,000	0	25,000	0	0		0	0	
19	Total Direct Disbursements/Expenditures [9]		20,680,125	2,928,786	1,619,947	3,222,811	555,945	900,000		94,444	0	
20	Disbursements/Expenditures for "On Behalf" Payments [2]	4180	4,505,389	0	0	0	0	0		0	0	
21	Total Disbursements/Expenditures		25,185,514	2,928,786	1,619,947	3,222,811	555,945	900,000		94,444	0	
22	Excess of Direct Receipts/Revenues Over (Under) Direct Disbursements/Expenditures		0	0	18,782	0	0	0	320,803	0	61	
23	OTHER SOURCES/USES OF FUNDS											
24	OTHER SOURCES OF FUNDS (7000)											
25	PERMANENT TRANSFER FROM VARIOUS FUNDS											
26	Abolishment the Working Cash Fund [16]	7110										
27	Abatement of the Working Cash Fund [16]	7110	0	0	0	0	0	0		0	0	
28	Transfer of Working Cash Fund Interest	7120	0	0	0	0	0	0		0	0	
29	Transfer Among Funds	7130	0	0		0						
30	Transfer of Interest	7140	0	0	0	0	0	0	0	0	0	
31	Transfer from Capital Projects Fund to O&M Fund	7150		0								
32	Transfer of Excess Fire Prev & Safety Tax & Interest [3] Proceeds to O&M Fund	7160		0								
33	Transfer of Excess Accumulated Fire Prev & Safety Bond and Int [3a] Proceeds to Debt Service Fund	7170			0							
34	SALE OF BONDS (7200)											
35	Principal on Bonds Sold [4]	7210	0	0	0	0		0	0	0	0	
36	Premium on Bonds Sold	7220	0	0	0	0		0	0	0	0	
37	Accrued Interest on Bonds Sold	7230	0	0	0	0		0	0	0	0	
38	Sale or Compensation for Fixed Assets [5]	7300	0	0	0	0	0	0		0	0	
39	Transfer to Debt Service to Pay Principal on GASB 87 Leases	7400			0							
40	Transfer to Debt Service to Pay Interest on GASB 87 Leases	7500			0							
41	Transfer to Debt Service Fund to Pay Principal on Revenue Bonds	7600			0							
42	Transfer to Debt Service Fund to Pay Interest on Revenue Bonds	7700			0							
43	Transfer to Capital Projects Fund	7800						0				
44	ISBE Loan Proceeds	7900	0	0	0	0	0	0			0	
45	Other Sources Not Classified Elsewhere	7990	0	0	0	0	0	0	0	0	0	
46	Total Other Sources of Funds [8]		0	0	0	0	0	0	0	0	0	

	A	B	C	D	E	F	G	H	I	J	K	L
1	*Begin entering data on EstRev 6-11 and EstExp 12-20 tabs.*		(10)	(20)	(30)	(40)	(50)	(60)	(70)	(80)	(90)	
2	**Description: Enter Whole Numbers Only**	**Acct #**	**Educational**	**Operations & Maintenance**	**Debt Service**	**Transportation**	**Municipal Retirement/ Social Security**	**Capital Projects**	**Working Cash**	**Tort**	**Fire Prevention & Safety**	
47	**OTHER USES OF FUNDS (8000)**											
49	**TRANSFER TO VARIOUS OTHER FUNDS (8100)**											
50	Abolishment or Abatement of the Working Cash Fund [16]	8110							0			
51	Transfer of Working Cash Fund Interest	8120							0			
52	Transfer Among Funds	8130	0	0		0						
53	Transfer of Interest [6]	8140	0	0	0	0	0	0		0		
54	Transfer from Capital Projects Fund to O&M Fund	8150						0				
55	Transfer of Excess Fire Prev & Safety Tax & Interest [3] Proceeds to O&M Fund	8160									0	
56	Transfer of Excess Accumulated Fire Prev & Safety Bond [3a] and Int Proceeds to Debt Service Fund	8170									0	
57	Taxes Pledged to Pay Principal on GASB 87 Leases	8410	0	0				0				
58	Grants/Reimbursements Pledged to Pay Principal on GASB 87 Leases	8420	0	0				0				
59	Other Revenues Pledged to Pay Principal on GASB 87 Leases	8430	0	0				0				
60	Fund Balance Transfers Pledged to Pay Principal on GASB 87 Leases	8440	0	0				0				
61	Taxes Pledged to Pay Interest on GASB 87 Leases	8510	0	0				0				
62	Grants/Reimbursements Pledged to Pay Interest on GASB 87 Leases	8520	0	0				0				
63	Other Revenues Pledged to Pay Interest on GASB 87 Leases	8530	0	0				0				
64	Fund Balance Transfers Pledged to Pay Interest on GASB 87 Leases	8540	0	0				0				
65	Taxes Pledged to Pay Principal on Revenue Bonds	8610	0	0								
66	Grants/Reimbursements Pledged to Pay Principal on Revenue Bonds	8620	0	0								
67	Other Revenues Pledged to Pay Principal on Revenue Bonds	8630	0	0								
68	Fund Balance Transfers Pledged to Pay Principal on Revenue Bonds	8640	0	0								
69	Taxes Pledged to Pay Interest on Revenue Bonds	8710	0	0								
70	Grants/Reimbursements Pledged to Pay Interest on Revenue Bonds	8720	0	0								
71	Other Revenues Pledged to Pay Interest on Revenue Bonds	8730	0	0								
72	Fund Balance Transfers Pledged to Pay Interest on Revenue Bonds	8740	0	0								
73	Taxes Transferred to Pay for Capital Projects	8810	0	0								
74	Grants/Reimbursements Pledged to Pay for Capital Projects	8820	0	0								
75	Other Revenues Pledged to Pay for Capital Projects	8830	0	0								
76	Fund Balance Transfers Pledged to Pay for Capital Projects	8840	0	0								
77	Transfer to Debt Service Fund to Pay Principal on ISBE Loans	8910	0	0		0	0	0			0	
78	Other Uses Not Classified Elsewhere	8990	0	0	0	0	0	0	0	0	0	
79	**Total Other Uses of Funds [9]**		0	0	0	0	0	0	0	0	0	
80	**Total Other Sources/Uses of Fund**		0	0	0	0	0	0	0	0	0	
81	**ESTIMATED ENDING FUND BALANCE (without Student Activity Funds) as of June 30, 2025**		0	0	18,782	0	0	0	320,803	0	61	
82												
83	**Student Activity (Fund 11) ESTIMATED BEGINNING FUND BALANCE as of July 1, 2024**		512,502									
84	**RECEIPTS/REVENUES (For Student Activity Funds)**											
85	**Total Student Activity Direct Receipts/Revenues (Local Sources)**	1799	300,000									
86	**DISBURSEMENTS/EXPENDITURES (For Student Activity Funds)**											
87	**Total Student Activity Direct Disbursements/Expenditures**	1999	300,000									
88	**Excess of Direct Receipts/Revenues Over (Under) Direct Disbursements/Expenditures**		0									
89	**Student Activity ESTIMATED ENDING FUND BALANCE as of June 30, 2025**		512,502									
90												

	A	B	C	D	E	F	G	H	I	J	K	L
1	*Begin entering data on EstRev 6-11 and EstExp 12-20 tabs.*	Acct #	(10) Educational	(20) Operations & Maintenance	(30) Debt Service	(40) Transportation	(50) Municipal Retirement/ Social Security	(60) Capital Projects	(70) Working Cash	(80) Tort	(90) Fire Prevention & Safety	
2	Description: Enter Whole Numbers Only											
91	Total ESTIMATED BEGINNING FUND BALANCE (All Sources Including Student Activity Funds) as of July 1, 2024		512,502	0	0	0	0	0	0	0	0	
92	RECEIPTS/REVENUES (All Sources with Student Activity Funds)											
93	LOCAL SOURCES	1000	13,796,701	2,878,786	1,638,729	2,501,811	528,390	0	320,803	94,444	61	
94	FLOW-THROUGH RECEIPTS/REVENUES FROM ONE DISTRICT TO ANOTHER DISTRICT	2000	69,316	0		0	0					
95	STATE SOURCES	3000	6,298,138	50,000	0	721,000	0	900,000	0	0	0	
96	FEDERAL SOURCES	4000	815,970	0	0	0	27,555	0	0	0	0	
97	Total Direct Receipts/Revenues [8]		20,980,125	2,928,786	1,638,729	3,222,811	555,945	900,000	320,803	94,444	61	
98	Receipts/Revenues for "On Behalf" Payments [2]	3998	4,505,389	0	0	0	0	0		0	0	
99	Total Receipts/Revenues		25,485,514	2,928,786	1,638,729	3,222,811	555,945	900,000	320,803	94,444	61	
100	DISBURSEMENTS/EXPENDITURES (All Sources with Student Activity Funds)											
101	INSTRUCTION	1000	14,051,944				269,357			0		
102	SUPPORT SERVICES	2000	6,193,849	2,653,786		3,197,811	286,588	900,000		94,444	0	
103	COMMUNITY SERVICES	3000	0	0		0	0			0		
104	PAYMENTS TO OTHER DISTRICTS & GOVT UNITS	4000	434,332	0	0	0	0	0		0	0	
105	DEBT SERVICES	5000	0	0	1,619,947	0	0			0	0	
106	PROVISION FOR CONTINGENCIES	6000	300,000	275,000	0	25,000	0	0		0	0	
107	Total Direct Disbursements/Expenditures [9]		20,980,125	2,928,786	1,619,947	3,222,811	555,945	900,000		94,444	0	
108	Disbursements/Expenditures for "On Behalf" Payments [2]	4180	4,505,389	0	0	0	0	0		0	0	
109	Total Disbursements/Expenditures		25,485,514	2,928,786	1,619,947	3,222,811	555,945	900,000		94,444	0	
110	Excess of Direct Receipts/Revenues Over (Under) Direct Disbursements/Expenditures		0	0	18,782	0	0	0	320,803	0	61	
111	OTHER SOURCES/USES OF FUNDS											
112	OTHER SOURCES OF FUNDS (7000)											
113	Total Other Sources of Funds [8]		0	0	0	0	0	0	0	0	0	
114	OTHER USES OF FUNDS (8000)											
116	Total Other Uses of Funds [9]		0	0	0	0	0	0	0	0	0	
117	Total Other Sources/Uses of Fund		0	0	0	0	0	0	0	0	0	
118	ESTIMATED ENDING FUND BALANCE (All Sources with Student Activity Funds) as of June 30, 2025		512,502	0	18,782	0	0	0	320,803	0	61	
119												
120	SUMMARY OF EXPENDITURES Without Student Activity Funds (by Major Object)											
121			(10)	(20)	(30)	(40)	(50)	(60)	(70)	(80)	(90)	
122	Description	Acct #	Educational	Operations & Maintenance	Debt Service	Transportation	Municipal Retirement/ Social Security	Capital Projects	Working Cash	Tort	Fire Prevention & Safety	Total By Object
123	Object Name											
124	Salaries	100	11,895,629	353,294		351,023		0		0	0	12,599,946
125	Employee Benefits	200	4,325,051	115,649		18,727	555,945	0		0	0	5,015,372
126	Purchased Services	300	1,248,179	765,800	5,000	2,413,763		0		5,000	0	4,437,742
127	Supplies & Materials	400	1,216,254	401,543		143,000		0		2,000	0	1,762,797
128	Capital Outlay	500	579,758	1,016,500		270,798		900,000		0	0	2,767,056
129	Other Objects	600	1,415,254	276,000	1,614,947	25,500	0	0		87,444	0	3,419,145
130	Non-Capitalized Equipment	700	0	0		0		0		0	0	0
131	Termination Benefits	800	0	0		0				0		0
132	Total Expenditures		20,680,125	2,928,786	1,619,947	3,222,811	555,945	900,000		94,444	0	30,002,058

	A	B	C	D	E	F	G	H	I	J	K
1			(10)	(20)	(30)	(40)	(50)	(60)	(70)	(80)	(90)
2	**Description: Enter Whole Numbers Only**	**Acct #**	**Educational**	**Operations & Maintenance**	**Debt Service**	**Transportation**	**Municipal Retirement/ Social Security**	**Capital Projects**	**Working Cash**	**Tort**	**Fire Prevention & Safety**
3	**BEGINNING CASH BALANCE ON HAND (without Student Activity Funds)7 as of July 1, 2024**		7,402,807	6,941,794	122,173	999,541	190,145	0	1,667,422	72,133	2,275
4	**Total Direct Receipts & Other Sources** [8]		20,680,125	2,928,786	1,638,729	3,222,811	555,945	900,000	320,803	94,444	61
5	**OTHER RECEIPTS**										
6	Interfund Loans Payable (Loans from Other Funds)	411	0	0	0	0	0	0		0	0
7	Interfund Loans Receivable (Repayment of Loans)	141	0	0		0			0		
8	Notes and Warrants Payable	433	0	0	0	0	0			0	0
9	Other Current Assets	199	0	0	0	0	0	0	0	0	0
10	**Total Other Receipts**		0	0	0	0	0	0	0	0	0
11	**Total Direct Receipts, Other Sources, & Other Receipts**		20,680,125	2,928,786	1,638,729	3,222,811	555,945	900,000	320,803	94,444	61
12	**Total Amount Available**		28,082,932	9,870,580	1,760,902	4,222,352	746,090	900,000	1,988,225	166,577	2,336
13	**Total Direct Disbursements & Other Uses** [9]		20,680,125	2,928,786	1,619,947	3,222,811	555,945	900,000	0	94,444	0
14	**OTHER DISBURSEMENTS**										
15	Interfund Loans Receivable (Loans to Other Funds) [10]	141	0	0		0			0		
16	Interfund Loans Payable (Repayment of Loans)	411	0	0	0	0	0	0		0	0
17	Notes and Warrants Payable	433	0	0	0	0	0			0	0
18	Other Current Liabilities	499	0	0	0	0	0	0	0	0	0
19	**Total Other Disbursements**		0	0	0	0	0	0	0	0	0
20	**Total Direct Disbursements, Other Uses, & Other Disbursements**		20,680,125	2,928,786	1,619,947	3,222,811	555,945	900,000	0	94,444	0
21	**ENDING CASH BALANCE ON HAND (without Student Activity Funds) as of June 30, 2025**		7,402,807	6,941,794	140,955	999,541	190,145	0	1,988,225	72,133	2,336
22											
23	**Activity Funds BEGINNING CASH BALANCE ON HAND7 as of July 1, 2024**		0								
24	**Total Direct Receipts & Other Sources** [8]		300,000								
25	**Total Amount Available**		300,000								
26	**Total Direct Disbursements & Other Uses** [9]		300,000								
27	**Activity funds ENDING CASH BALANCE ON HAND7 as of June 30, 2025**		0								
28											
29	**Total BEGINNING CASH BALANCE ON HAND (with Student Activity Funds)7 as of July 1, 2024**		7,402,807	6,941,794	122,173	999,541	190,145	0	1,667,422	72,133	2,275
30	**Total Direct Receipts & Other Sources** [8]		20,980,125	2,928,786	1,638,729	3,222,811	555,945	900,000	320,803	94,444	61
31	**Total Other Receipts**		0	0	0	0	0	0	0	0	0
32	**Total Direct Receipts, Other Sources, & Other Receipts**		20,980,125	2,928,786	1,638,729	3,222,811	555,945	900,000	320,803	94,444	61
33	**Total Amount Available**		28,382,932	9,870,580	1,760,902	4,222,352	746,090	900,000	1,988,225	166,577	2,336
34	**Total Direct Disbursements & Other Uses** [9]		20,980,125	2,928,786	1,619,947	3,222,811	555,945	900,000	0	94,444	0
35	**Total Other Disbursements**		0	0	0	0	0	0	0	0	0
36	**Total Direct Disbursements, Other Uses, & Other Disbursements**		20,980,125	2,928,786	1,619,947	3,222,811	555,945	900,000	0	94,444	0
37	**Total ENDING CASH BALANCE ON HAND (with Student Activity Funds)7 as of June 30, 2025**		7,402,807	6,941,794	140,955	999,541	190,145	0	1,988,225	72,133	2,336

	A	B	C	D	E	F	G	H	I	J	K
1			(10)	(20)	(30)	(40)	(50)	(60)	(70)	(80)	(90)
2	Description: Enter Whole Numbers Only	Acct #	Educational	Operations & Maintenance	Debt Service	Transportation	Municipal Retirement/ Social Security	Capital Projects	Working Cash	Tort	Fire Prevention & Safety
3	**RECEIPTS/REVENUES FROM LOCAL SOURCES (1000)**										
4	**AD VALOREM TAXES LEVIED BY LOCAL EDUCATION AGENCY**	**1100**									
5	Designated Purposes Levies [11] (1110-1120)	-	11,158,043	2,416,509	1,631,129	765,648	204,821	0	277,603	93,569	58
6	Leasing Purposes Levy [12]	1130	0	0							
7	Special Education Purposes Levy	1140	548,798	0		0	0	0			
8	FICA and Medicare Only Levies	1150					269,464				
9	Area Vocational Construction Purposes Levy	1160		0	0			0			
10	Summer School Purposes Levy	1170	0								
11	Other Tax Levies *(Describe & Itemize)*	1190	0	0	0	0	0	0	0	0	0
12	**Total Ad Valorem Taxes Levied by District**		11,706,841	2,416,509	1,631,129	765,648	474,285	0	277,603	93,569	58
13	**PAYMENTS IN LIEU OF TAXES**	**1200**									
14	Mobile Home Privilege Tax	1210	0	0	0	0	0	0	0	0	0
15	Payments from Local Housing Authority	1220	0	0	0	0	0	0	0	0	0
16	Corporate Personal Property Replacement Taxes[13]	1230	136,651	60,777	0	0	44,255	0	0	0	0
17	Other Payments in Lieu of Taxes *(Describe & Itemize)*	1290	0	0	0	0	0	0	0	0	0
18	**Total Payments in Lieu of Taxes**		136,651	60,777	0	0	44,255	0	0	0	0
19	**TUITION**	**1300**									
20	Regular Tuition from Pupils or Parents (In State)	1311	0								
21	Regular Tuition from Other Districts (In State)	1312	0								
22	Regular Tuition from Other Sources (In State)	1313	0								
23	Regular Tuition from Other Sources (Out of State)	1314	0								
24	Summer School Tuition from Pupils or Parents (In State)	1321	11,650								
25	Summer School Tuition from Other Districts (In State)	1322	0								
26	Summer School Tuition from Other Sources (In State)	1323	0								
27	Summer School Tuition from Other Sources (Out of State)	1324	0								
28	CTE Tuition from Pupils or Parents (In State)	1331	0								
29	CTE Tuition from Other Districts (In State)	1332	0								
30	CTE Tuition from Other Sources (In State)	1333	0								
31	CTE Tuition from Other Sources (Out of State)	1334	0								
32	Special Education Tuition from Pupils or Parents (In State)	1341	0								
33	Special Education Tuition from Other Districts (In State)	1342	0								
34	Special Education Tuition from Other Sources (In State)	1343	0								
35	Special Education Tuition from Other Sources (Out of State)	1344	0								
36	Adult Tuition from Pupils or Parents (In State)	1351	0								
37	Adult Tuition from Other Districts (In State)	1352	0								
38	Adult Tuition from Other Sources (In State)	1353	0								
39	Adult Tuition from Other Sources (Out of State)	1354	0								
40	**Total Tuition**		11,650								
41	**TRANSPORTATION FEES**	**1400**									
42	Regular Transportation Fees from Pupils or Parents (In State)	1411				0					
43	Regular Transportation Fees from Other Districts (In State)	1412				0					
44	Regular Transportation Fees from Other Sources (In State)	1413				0					
45	Regular Transportation Fees from Co-curricular Activities (In State)	1415				0					
46	Regular Transportation Fees from Other Sources (Out of State)	1416				0					
47	Summer School Transportation Fees from Pupils or Parents (In State)	1421				0					
48	Summer School Transportation Fees from Other Districts (In State)	1422				0					
49	Summer School Transportation Fees from Other Sources (In State)	1423				0					
50	Summer School Transportation Fees from Other Sources (Out of State)	1424				0					
51	CTE Transportation Fees from Pupils or Parents (In State)	1431				0					
52	CTE Transportation Fees from Other Districts (In State)	1432				0					
53	CTE Transportation Fees from Other Sources (In State)	1433				0					
54	CTE Transportation Fees from Other Sources (Out of State)	1434				0					
55	Special Education Transportation Fees from Pupils or Parents (In State)	1441				0					
56	Special Education Transportation Fees from Other Districts (In State)	1442				1,676,716					

	A	B	C	D	E	F	G	H	I	J	K
1			(10)	(20)	(30)	(40)	(50)	(60)	(70)	(80)	(90)
2	Description: Enter Whole Numbers Only	Acct #	Educational	Operations & Maintenance	Debt Service	Transportation	Municipal Retirement/ Social Security	Capital Projects	Working Cash	Tort	Fire Prevention & Safety
57	Special Education Transportation Fees from Other Sources (In State)	1443				0					
58	Special Education Transportation Fees from Other Sources (Out of State)	1444				0					
59	Adult Transportation Fees from Pupils or Parents (In State)	1451				0					
60	Adult Transportation Fees from Other Districts (In State)	1452				0					
61	Adult Transportation Fees from Other Sources (In State)	1453				0					
62	Adult Transportation Fees from Other Sources (Out of State)	1454				0					
63	**Total Transportation Fees**					1,676,716					
64	**EARNINGS ON INVESTMENTS**	**1500**									
65	Interest on Investments	1510	292,500	251,500	7,600	26,500	9,850	0	43,200	875	3
66	Gain or Loss on Sale of Investments	1520	0	0	0	0	0	0	0	0	0
67	**Total Earnings on Investments**		292,500	251,500	7,600	26,500	9,850	0	43,200	875	3
68	**FOOD SERVICE**	**1600**									
69	Sales to Pupils - Lunch	1611	119,250								
70	Sales to Pupils - Breakfast	1612	5,150								
71	Sales to Pupils - A la Carte	1613	470,000								
72	Sales to Pupils - Other *(Describe & Itemize)*	1614	0								
73	Sales to Adults	1620	7,500								
74	Other Food Service *(Describe & Itemize)*	1690	5,000								
75	**Total Food Service**		606,900								
76	**DISTRICT/SCHOOL ACTIVITY INCOME**	**1700**									
77	Admissions - Athletic	1711	58,500	0							
78	Admissions - Other	1719	0	0							
79	Fees	1720	88,200	0							
80	Book Store Sales	1730	0	0							
81	Other District/School Activity Revenue *(Describe & Itemize)*	1790	0	0							
82	Student Activity Fund Revenues	1799	300,000								
83	**Total District/School Activity Income (without Student Activity Funds 1799)**		146,700	0							
84	**Total District/School Activity Income (with Student Activity Funds 1799)**		446,700								
85	**TEXTBOOK INCOME**	**1800**									
86	Textbook Rentals - Regular Textbooks	1811	102,000								
87	Textbook Rentals - Summer School Textbooks	1812	0								
88	Textbook Rentals - Adult/Continuing Education Textbooks	1813	0								
89	Textbook Rentals - Other *(Describe & Itemize)*	1819	0								
90	Textbook Sales - Regular Textbooks	1821	0								
91	Textbook Sales - Summer School	1822	0								
92	Textbook Sales - Adult/Continuing Education	1823	0								
93	Textbook Sales - Other *(Describe & Itemize)*	1829	0								
94	Other Textbook Income *(Describe & Itemize)*	1890	100								
95	**Total Textbooks**		102,100								
96	**OTHER REVENUE FROM LOCAL SOURCES**	**1900**									
97	Rentals	1910	0	0							
98	Contributions and Donations from Private Sources	1920	150	0	0	0	0	0	0	0	0
99	Impact Fees from Municipal or County Governments	1930	0	0	0	0	0	0	0	0	0
100	Services Provided Other Districts	1940	326,029	0		0					
101	Refund of Prior Years' Expenditures	1950	22,000	0	0	0	0	0		0	0
102	Payments of Surplus Moneys from TIF Districts	1960	0	0	0	0	0	0	0	0	0
103	Drivers' Education Fees	1970	13,500								
104	Proceeds from Vendors' Contracts	1980	0	0	0	0	0	0	0	0	0
105	School Facility Occupation Tax Proceeds	1983	0		0			0			
106	Payment from Other Districts	1991	0	140,000	0	0	0	0			
107	Sale of Vocational Projects	1992	0								
108	Other Local Fees *(Describe & Itemize)*	1993	85,500	0	0	0	0	0		0	0
109	Other Local Revenues *(Describe & Itemize)*	1999	46,180	10,000	0	32,947	0	0	0	0	0
110	**Total Other Revenue from Local Sources**		493,359	150,000	0	32,947	0	0	0	0	0

	A	B	C	D	E	F	G	H	I	J	K
1			(10)	(20)	(30)	(40)	(50)	(60)	(70)	(80)	(90)
2	Description: Enter Whole Numbers Only	Acct #	Educational	Operations & Maintenance	Debt Service	Transportation	Municipal Retirement/ Social Security	Capital Projects	Working Cash	Tort	Fire Prevention & Safety
111	**Total Receipts/Revenues from Local Sources (without Student Activity Funds 1799)**	**1000**	13,496,701	2,878,786	1,638,729	2,501,811	528,390	0	320,803	94,444	61
112	**Total Receipts/Revenues from Local Sources (with Student Activity Funds 1799)**		13,796,701								
113	**FLOW-THROUGH RECEIPTS/REVENUES FROM ONE DISTRICT TO ANOTHER DISTRICT (2000)**										
114	Flow-Through Revenue from State Sources	2100	69,316	0		0	0				
115	Flow-Through Revenue from Federal Sources	2200	0	0		0	0				
116	Other Flow-Through Revenue *(Describe & Itemize)*	2300	0	0		0	0				
117	**Total Flow-Through Receipts/Revenues From One District to Another District**	**2000**	69,316	0		0	0				
118	**RECEIPTS/REVENUES FROM STATE SOURCES (3000)**										
119	**UNRESTRICTED GRANTS-IN-AID (3001-3099)**										
120	Evidence Based Funding Formula (Section 18-8.15)	3001	5,835,962	0	0	293,000	0	900,000		0	0
121	Reorganization Incentives (Accounts 3005-3021)	3005	0	0	0	0	0	0		0	0
122	Fast Growth District Grants	3030	0	0	0	0	0	0		0	0
123	Other Unrestricted Grants-In-Aid From State Sources *(Describe & Itemize)*	3099	0	0	0	0	0	0		0	0
124	**Total Unrestricted Grants-In-Aid**		5,835,962	0	0	293,000	0	900,000		0	0
125	**RESTRICTED GRANTS-IN-AID (3100-3900)**										
126	**SPECIAL EDUCATION**										
127	Special Education - Private Facility Tuition	3100	235,000			0					
128	Special Education - Funding for Children Requiring Sp Ed Services	3105	0			0					
129	Special Education - Personnel	3110	0	0		0					
130	Special Education - Orphanage - Individual	3120	106,488			0					
131	Special Education - Orphanage - Summer Individual	3130	0			0					
132	Special Education - Summer School	3145	15,000			0					
133	Special Education - Other *(Describe & Itemize)*	3199	0	0		0					
134	**Total Special Education**		356,488	0		0					
135	**CAREER AND TECHNICAL EDUCATION (CTE)**										
136	CTE - Technical Education - Tech Prep	3200	0	0			0				
137	CTE - Secondary Program Improvement (CTEI)	3220	42,463	0			0				
138	CTE - WECEP	3225	0	0			0				
139	CTE - Agriculture Education	3235	0	0			0				
140	CTE - Instructor Practicum	3240	0	0			0				
141	CTE - Student Organizations	3270	0	0			0				
142	CTE - Other *(Describe & Itemize)*	3299	0	0			0				
143	**Total Career and Technical Education**		42,463	0			0				
144	**BILINGUAL EDUCATION**										
145	Bilingual Education - Downstate - TPI and TBE	3305	0				0				
146	Bilingual Education - Downstate - Transitional Bilingual Education	3310	0				0				
147	**Total Bilingual Education**		0				0				
148	State Free Lunch & Breakfast	3360	2,200								
149	School Breakfast Initiative	3365	0	0			0				
150	Driver Education	3370	60,000	0							
151	Adult Education (from ICCB)	3410	0	0	0	0	0	0	0	0	0
152	Adult Education - Other *(Describe & Itemize)*	3499	0	0	0	0	0	0	0	0	0
153	**TRANSPORTATION**										
154	Transportation - Regular and Vocational	3500	0	0		9,400	0				
155	Transportation - Special Education	3510	0	0		418,600	0				
156	Transportation - Other *(Describe & Itemize)*	3599	0	0		0	0				
157	**Total Transportation**		0	0		428,000	0				
158	Learning Improvement - Change Grants	3610	0								
159	Scientific Literacy	3660	0	0		0	0				
160	Truant Alternative/Optional Education	3695	0			0	0				

	A	B	C	D	E	F	G	H	I	J	K
1			(10)	(20)	(30)	(40)	(50)	(60)	(70)	(80)	(90)
2	Description: Enter Whole Numbers Only	Acct #	Educational	Operations & Maintenance	Debt Service	Transportation	Municipal Retirement/ Social Security	Capital Projects	Working Cash	Tort	Fire Prevention & Safety
161	Early Childhood - Block Grant	3705	0	0		0	0				
162	Chicago General Education Block Grant	3766	0	0		0	0				
163	Chicago Educational Services Block Grant	3767	0	0		0	0				
164	School Safety & Educational Improvement Block Grant	3775	0	0	0	0	0	0			0
165	Technology - Technology for Success	3780	0	0	0	0	0	0			0
166	State Charter Schools	3815	0			0					
167	Extended Learning Opportunities - Summer Bridges	3825	0			0					
168	Infrastructure Improvements - Planning/Construction	3920		0				0			
169	School Infrastructure - Maintenance Projects	3925		0				0			0
170	Other Restricted Revenue from State Sources *(Describe & Itemize)*	3999	1,025	50,000	0	0	0	0	0	0	0
171	**Total Restricted Grants-In-Aid**		462,176	50,000	0	428,000	0	0	0	0	0
172	**Total Receipts/Revenues from State Sources**	**3000**	6,298,138	50,000	0	721,000	0	900,000	0	0	0
173	**RECEIPTS/REVENUES FROM FEDERAL SOURCES (4000)**										
174	**UNRESTRICTED GRANTS-IN-AID RECEIVED DIRECTLY FROM FEDERAL GOVT. (4001-4009)**										
175	Federal Impact Aid	4001	0	0	0	0	0	0	0	0	0
176	Other Unrestricted Grants-In-Aid Received from Fed. Govt. *(Describe & Itemize)*	4009	0	0	0	0	0	0	0	0	0
177	**Total Unrestricted Grants-In-Aid Received Directly from Fed Govt**		0	0	0	0	0	0	0	0	0
178	**RESTRICTED GRANTS-IN-AID RECEIVED DIRECTLY FROM FEDERAL GOVT (4045-4090)**										
179	Head Start	4045	0								
180	Construction (Impact Aid)	4050	0	0				0			
181	MAGNET	4060	0	0		0	0	0			
182	Other Restricted Grants-In-Aid Received from Fed. Govt. *(Describe & Itemize)*	4090	0	0		0	0	0			0
183	**Total Restricted Grants-In-Aid Received Directly from Federal Govt.**		0	0		0	0	0			0
184	**RESTRICTED GRANTS-IN-AID RECEIVED FROM FEDERAL GOVT. THRU THE STATE (4100-4999)**										
185	**TITLE V**										
186	Title V - Flexibility and Accountability	4100	0	0		0	0				
187	Title V - SEA Projects	4105	0	0		0	0				
188	Title V - Rural Education Initiative (REI)	4107	0	0		0	0				
189	Title V - Other *(Describe & Itemize)*	4199	0	0		0	0				
190	**Total Title V**		0	0		0	0				
191	**FOOD SERVICE**										
192	Breakfast Start-Up Expansion	4200	0				0				
193	National School Lunch Program	4210	223,000				0				
194	Special Milk Program	4215	0				0				
195	School Breakfast Program	4220	25,000				0				
196	Summer Food Service Admin/Program	4225	0				0				
197	Child and Adult Care Food Program	4226	0				0				
198	Fresh Fruit and Vegetables	4240	0								
199	Food Service - Other *(Describe & Itemize)*	4299	0				0				
200	**Total Food Service**		248,000				0				
201	**TITLE I**										
202	Title I - Low Income	4300	110,822	0		0	0				
203	Title I - Low Income - Neglected, Private	4305	0	0		0	0				
204	Title I - Migrant Education	4340	0	0		0	0				
205	Title I - Other *(Describe & Itemize)*	4399	0	0		0	0				
206	**Total Title I**		110,822	0		0	0				
207	**TITLE IV**										
208	Title IV - Student Support & Academic Enrichment Grant	4400	10,000	0		0	0				
209	Title IV - Part A – Student Support & Academic Enrichment Grants Safe and Drug Free Schools	4415	0	0		0	0				
210	Title IV - 21st Century	4421	0	0		0	0				

	A	B	C	D	E	F	G	H	I	J	K
1			(10)	(20)	(30)	(40)	(50)	(60)	(70)	(80)	(90)
2	Description: Enter Whole Numbers Only	Acct #	Educational	Operations & Maintenance	Debt Service	Transportation	Municipal Retirement/ Social Security	Capital Projects	Working Cash	Tort	Fire Prevention & Safety
211	Title IV - Other *(Describe & Itemize)*	4499	0	0		0	0				
212	**Total Title IV**		10,000	0		0	0				
213	**FEDERAL - SPECIAL EDUCATION**										
214	Federal Special Education - Preschool Flow-Through	4600	0	0		0	0				
215	Federal Special Education - Preschool Discretionary	4605	0	0		0	0				
216	Federal Special Education - IDEA Flow Through	4620	356,484	0		0	27,555				
217	Federal Special Education - IDEA Room & Board	4625	0	0		0	0				
218	Federal Special Education - IDEA Discretionary	4630	0	0		0	0				
219	Federal Special Education - IDEA - Other *(Describe & Itemize)*	4699	0	0		0	0				
220	**Total Federal Special Education**		356,484	0		0	27,555				
221	**CTE - PERKINS**										
222	CTE - Perkins-Title IIIE Tech Prep	4770	0	0			0				
223	CTE - Other *(Describe & Itemize)*	4799	0	0			0				
224	**Total CTE - Perkins**		0	0			0				
225	Federal - Adult Education	4810	0	0			0				
226	ARRA - General State Aid - Education Stabilization	4850	0	0	0	0	0	0		0	0
227	ARRA - Title I - Low Income	4851	0	0		0	0				
228	ARRA - Title I - Neglected, Private	4852	0	0	0	0	0	0		0	0
229	ARRA - Title I - Delinquent, Private	4853	0	0	0	0	0	0		0	0
230	ARRA - Title I - School Improvement (Part A)	4854	0	0	0	0	0	0		0	0
231	ARRA - Title I - School Improvement (Section 1003g)	4855	0	0	0	0	0	0		0	0
232	ARRA - IDEA - Part B - Preschool	4856	0	0	0	0	0	0		0	0
233	ARRA - IDEA - Part B - Flow-Through	4857	0	0	0	0	0	0		0	0
234	ARRA - Title IID - Technology - Formula	4860	0	0	0	0	0	0		0	0
235	ARRA - Title IID - Technology - Competitive	4861	0	0	0	0	0	0		0	0
236	ARRA - McKinney - Vento Homeless Education	4862	0	0		0	0				
237	ARRA - Child Nutrition Equipment Assistance	4863	0	0							
238	Impact Aid Formula Grants	4864	0	0	0	0	0	0		0	0
239	Impact Aid Competitive Grants	4865	0	0	0	0	0	0		0	0
240	Qualified Zone Academy Bond Tax Credits	4866	0	0	0	0	0	0		0	0
241	Qualified School Construction Bond Credits	4867	0	0	0	0	0	0		0	0
242	Build America Bond Tax Credits	4868	0	0	0	0	0	0		0	0
243	Build America Bond Interest Reimbursement	4869	0	0	0	0	0	0		0	0
244	ARRA - General State Aid - Other Government Services Stabilization	4870	0	0	0	0	0	0		0	0
245	Other ARRA Funds - II	4871	0	0	0	0	0	0		0	0
246	Other ARRA Funds - III	4872	0	0	0	0	0	0		0	0
247	Other ARRA Funds - IV	4873	0	0	0	0	0	0		0	0
248	Other ARRA Funds - V	4874	0	0	0	0	0	0		0	0
249	ARRA - Early Childhood	4875	0	0	0	0	0	0		0	0
250	Other ARRA Funds - VII	4876	0	0	0	0	0	0		0	0
251	Other ARRA Funds - VIII	4877	0	0	0	0	0	0		0	0
252	Other ARRA Funds - IX	4878	0	0	0	0	0	0		0	0
253	Other ARRA Funds - X	4879	0	0	0	0	0	0		0	0
254	Other ARRA Funds - Ed Job Fund Program	4880	0	0	0	0	0	0		0	0
255	**Total Stimulus Programs**		0	0	0	0	0	0		0	0
256	Race to the Top Program	4901	0								
257	Race to the Top - Preschool Expansion Grant	4902	0	0		0	0				
258	Title III - Instruction for English Learners & Immigrant Students	4905	0			0	0				
259	Title III - English Language Acquistion	4909	0			0	0				
260	McKinney Education for Homeless Children	4920	0	0		0	0				
261	Title II - Eisenhower - Professional Development Formula	4930	0	0		0	0				
262	Title II - Teacher Quality	4932	23,164	0		0	0				
263	Title II - Part A – Supporting Effective Instruction – State Grants	4935	0	0		0	0				
264	Federal Charter Schools	4960	0	0		0	0				
265	State Assessment Grants	4981	0	0		0	0				
266	Grant for State Assessments and Related Activities	4982	0	0		0	0				

	A	B	C	D	E	F	G	H	I	J	K
1			(10)	(20)	(30)	(40)	(50)	(60)	(70)	(80)	(90)
2	**Description: Enter Whole Numbers Only**	**Acct #**	**Educational**	**Operations & Maintenance**	**Debt Service**	**Transportation**	**Municipal Retirement/ Social Security**	**Capital Projects**	**Working Cash**	**Tort**	**Fire Prevention & Safety**
267	Medicaid Matching Funds - Administrative Outreach	4991	47,500	0		0	0				
268	Medicaid Matching Funds - Fee-For-Service Program	4992	20,000	0		0	0				
269	Other Restricted Grants Received from Fed. Govt. thru State *(Describe & Itemize)*	4998	0	0		0	0	0			0
270	**Total Restricted Grants-In-Aid Received from Federal Govt. Thru the State**		815,970	0	0	0	27,555	0		0	0
271	**TOTAL RECEIPTS/REVENUES FROM FEDERAL SOURCES**	**4000**	815,970	0	0	0	27,555	0	0	0	0
272	**TOTAL DIRECT RECEIPTS/REVENUES (without Student Activity Funds 1799)**		20,680,125	2,928,786	1,638,729	3,222,811	555,945	900,000	320,803	94,444	61
273	**TOTAL DIRECT RECEIPTS/REVENUES (with Student Activity Funds 1799)**		20,980,125								

	A	B	C	D	E	F	G	H	I	J	K
1			(100)	(200)	(300)	(400)	(500)	(600)	(700)	(800)	(900)
2	Description: Enter Whole Numbers Only	Funct #	Salaries	Employee Benefits	Purchased Services	Supplies & Materials	Capital Outlay	Other Objects	Non-Capitalized Equipment	Termination Benefits	Total
3	**10 - EDUCATIONAL FUND (ED)**										
4	**INSTRUCTION (ED)**	**1000**									
5	Regular Programs	1100	6,141,757	2,352,846	141,023	241,760	61,258	0	0	0	8,938,644
6	Tuition Payment to Charter Schools	1115			0						0
7	Pre-K Programs	1125	0	0	0	0	0	0	0	0	0
8	Special Education Programs (Functions 1200 - 1220)	1200	1,635,347	636,029	87,713	33,117	121,000	4,500	0	0	2,517,706
9	Special Education Programs Pre-K	1225	0	0	0	0	0	0	0	0	0
10	Remedial and Supplemental Programs K-12	1250	104,968	54,079	1,740	200	0	0	0	0	160,987
11	Remedial and Supplemental Programs Pre-K	1275	0	0	0	0	0	0	0	0	0
12	Adult/Continuing Education Programs	1300	0	0	0	0	0	0	0	0	0
13	CTE Programs	1400	0	0	10,000	0	0	0	0	0	10,000
14	Interscholastic Programs	1500	610,138	67,037	137,450	97,528	40,500	60,099	0	0	1,012,752
15	Summer School Programs	1600	28,000	2,719	0	200	0	0	0	0	30,919
16	Gifted Programs	1650	0	0	0	0	0	0	0	0	0
17	Driver's Education Programs	1700	339,307	99,494	30,635	6,500	0	0	0	0	475,936
18	Bilingual Programs	1800	0	0	25,000	0	0	0	0	0	25,000
19	Truant Alternative & Optional Programs	1900	0	0	0	0	0	0	0	0	0
20	Pre-K Programs - Private Tuition	1910						0			0
21	Regular K-12 Programs Private Tuition	1911						0			0
22	Special Education Programs K-12 Private Tuition	1912						580,000			580,000
23	Special Education Programs Pre-K Tuition	1913						0			0
24	Remedial/Supplemental Programs K-12 Private Tuition	1914						0			0
25	Remedial/Supplemental Programs Pre-K Private Tuition	1915						0			0
26	Adult/Continuing Education Programs Private Tuition	1916						0			0
27	CTE Programs Private Tuition	1917						0			0
28	Interscholastic Programs Private Tuition	1918						0			0
29	Summer School Programs Private Tuition	1919						0			0
30	Gifted Programs Private Tuition	1920						0			0
31	Bilingual Programs Private Tuition	1921						0			0
32	Truants Alternative/Opt Ed Programs Private Tuition	1922						0			0
33	Student Activity Fund Expenditures	1999						300,000			300,000
34	**Total Instruction[14] (Without Student Activity Funds 1999)**	**1000**	8,859,517	3,212,204	433,561	379,305	222,758	644,599	0	0	13,751,944
35	**Total Instruction14 (With Student Activity Funds 1999)**	**1000**	8,859,517	3,212,204	433,561	379,305	222,758	944,599	0	0	14,051,944
36	**SUPPORT SERVICES (ED)**	**2000**									
37	**Support Services - Pupil**	**2100**									
38	Attendance & Social Work Services	2110	335,696	172,415	8,500	4,000	0	2,750	0	0	523,361
39	Guidance Services	2120	511,133	163,647	1,500	1,200	0	600	0	0	678,080
40	Health Services	2130	52,168	32,651	1,200	2,500	2,800	0	0	0	91,319
41	Psychological Services	2140	151,130	35,730	0	0	0	0	0	0	186,860
42	Speech Pathology & Audiology Services	2150	197,569	65,620	0	500	0	0	0	0	263,689
43	Other Support Services - Pupils *(Describe & Itemize)*	2190	0	0	0	0	0	0	0	0	0
44	**Total Support Services - Pupil**	**2100**	1,247,696	470,063	11,200	8,200	2,800	3,350	0	0	1,743,309
45	**Support Services - Instructional Staff**	**2200**									
46	Improvement of Instruction Services	2210	118,411	76,274	17,024	7,300	0	1,000	0	0	220,009
47	Educational Media Services	2220	120,473	55,039	35,299	13,316	0	600	0	0	224,727
48	Assessment & Testing	2230	0	0	0	27,500	0	105,000	0	0	132,500
49	**Total Support Services - Instructional Staff**	**2200**	238,884	131,313	52,323	48,116	0	106,600	0	0	577,236
50	**Support Services - General Administration**	**2300**									
51	Board of Education Services	2310	5,746	3,330	148,968	14,700	0	18,000	0	0	190,744
52	Executive Administration Services	2320	256,223	91,802	5,000	6,500	0	5,000	0	0	364,525
53	Special Area Administration Services	2330	0	0	0	0	0	0	0	0	0
54	Tort Immunity Services	2361, 2365	0	0	9,800	0	0	0	0	0	9,800
55	**Total Support Services - General Administration**	**2300**	261,969	95,132	163,768	21,200	0	23,000	0	0	565,069
56	**Support Services - School Administration**	**2400**									
57	Office of the Principal Services	2410	276,275	94,715	2,500	7,400	1,000	2,000	0	0	383,890
58	Other Support Services - School Administration *(Describe & Itemize)*	2490	0	0	0	0	0	0	0	0	0
59	**Total Support Services - School Administration**	**2400**	276,275	94,715	2,500	7,400	1,000	2,000	0	0	383,890
60	**Support Services - Business**	**2500**									

	A	B	C	D	E	F	G	H	I	J	K
1			(100)	(200)	(300)	(400)	(500)	(600)	(700)	(800)	(900)
2	**Description: Enter Whole Numbers Only**	**Funct #**	**Salaries**	**Employee Benefits**	**Purchased Services**	**Supplies & Materials**	**Capital Outlay**	**Other Objects**	**Non-Capitalized Equipment**	**Termination Benefits**	**Total**
61	Direction of Business Support Services	2510	87,524	19,161	3,500	1,000	0	3,000	0	0	114,185
62	Fiscal Services	2520	155,186	22,585	1,500	2,500	0	1,250	0	0	183,021
63	Operation & Maintenance of Plant Services	2540	180,870	104,378	47,400	185,000	0	0	0	0	517,648
64	Pupil Transportation Services	2550	0	0	0	0	0	0	0	0	0
65	Food Services	2560	273,870	58,513	13,900	499,935	15,000	1,000	0	0	862,218
66	Internal Services	2570	0	0	0	0	0	0	0	0	0
67	**Total Support Services - Business**	**2500**	697,450	204,637	66,300	688,435	15,000	5,250	0	0	1,677,072
68	**Support Services - Central**	**2600**									
69	Direction of Central Support Services	2610	0	0	0	0	0	0	0	0	0
70	Planning, Research, Development & Evaluation Services	2620	0	0	0	0	0	0	0	0	0
71	Information Services	2630	0	0	0	0	0	0	0	0	0
72	Staff Services	2640	0	0	0	0	0	0	0	0	0
73	Data Processing Services	2660	265,949	84,392	390,000	30,000	338,200	0	0	0	1,108,541
74	**Total Support Services - Central**	**2600**	265,949	84,392	390,000	30,000	338,200	0	0	0	1,108,541
75	**Other Support Services - Misc.** *(Describe & Itemize)*	**2900**	47,889	32,595	18,000	33,598	0	6,650	0	0	138,732
76	**Total Support Services**	**2000**	3,036,112	1,112,847	704,091	836,949	357,000	146,850	0	0	6,193,849
77	**COMMUNITY SERVICES (ED)**	**3000**	0	0	0	0	0	0	0	0	0
78	**PAYMENTS TO OTHER DIST & GOVT UNITS (ED)**	**4000**									
79	**Payments to Other Dist & Govt Units (In-State)**	**4100**									
80	Payments for Regular Programs	4110			85,569			0			85,569
81	Payments for Special Education Programs	4120			24,958			66,805			91,763
82	Payments for Adult/Continuing Education Programs	4130			0			0			0
83	Payments for CTE Programs	4140			0			0			0
84	Payments for Community College Programs	4170			0			0			0
85	Other Payments to In-State Govt Units - Programs *(Describe & Itemize)*	4190			0			0			0
86	**Total Payments to Other Dist & Govt Units (In-State)**	**4100**			110,527			66,805			177,332
87	Payments for Regular Programs - Tuition	4210						2,000			2,000
88	Payments for Special Education Programs - Tuition	4220						255,000			255,000
89	Payments for Adult/Continuing Education Programs - Tuition	4230						0			0
90	Payments for CTE Programs - Tuition	4240						0			0
91	Payments for Community College Programs - Tuition	4270						0			0
92	Payments for Other Programs - Tuition	4280						0			0
93	Other Payments to In-State Govt Units - Tuition *(Describe & Itemize)*	4290						0			0
94	**Total Payments to Other Dist & Govt Units - Tuition (In State)**	**4200**						257,000			257,000
95	Payments for Regular Programs - Transfers	4310						0			0
96	Payments for Special Education Programs - Transfers	4320						0			0
97	Payments for Adult/Continuing Ed Programs - Transfers	4330						0			0
98	Payments for CTE Programs - Transfers	4340						0			0
99	Payments for Community College Program - Transfers	4370						0			0
100	Payments for Other Programs - Transfers	4380						0			0
101	Other Payments to In-State Govt Units - Transfers *(Describe & Itemize)*	4390			0			0			0
102	**Total Payments to Other Dist & Govt Units-Transfers (In State)**	**4300**			0			0			0
103	Payments to Other Dist & Govt Units (Out of State)	4400			0			0			0
104	**Total Payments to Other Dist & Govt Units**	**4000**			110,527			323,805			434,332
105	**DEBT SERVICE (ED)**	**5000**									
106	**Debt Service - Interest on Short-Term Debt**	**5100**									
107	Tax Anticipation Warrants	5110						0			0
108	Tax Anticipation Notes	5120						0			0
109	Corporate Personal Property Repl Tax Anticipated Notes	5130						0			0
110	State Aid Anticipation Certificates	5140						0			0
111	Other Interest on Short-Term Debt *(Describe & Itemize)*	5150						0			0
112	**Total Debt Service - Interest on Short-Term Debt**	**5100**						0			0
113	**Debt Service - Interest on Long-Term Debt**	**5200**						0			0
114	**Total Debt Service**	**5000**						0			0
115	**PROVISION FOR CONTINGENCIES (ED)**	**6000**						300,000			300,000
116	**Total Direct Disbursements/Expenditures (without Student Activity Funds (1999)**		11,895,629	4,325,051	1,248,179	1,216,254	579,758	1,415,254	0	0	20,680,125
117	**Total Direct Disbursements/Expenditures (with Student Activity Funds (1999)**		11,895,629	4,325,051	1,248,179	1,216,254	579,758	1,715,254	0	0	20,980,125
118	**Excess (Deficiency) of Receipts/Revenues Over Disbursements/Expenditures (without Student Activity Funds 1999)**										0

	A	B	C	D	E	F	G	H	I	J	K
1			(100)	(200)	(300)	(400)	(500)	(600)	(700)	(800)	(900)
2	Description: Enter Whole Numbers Only	Funct #	Salaries	Employee Benefits	Purchased Services	Supplies & Materials	Capital Outlay	Other Objects	Non-Capitalized Equipment	Termination Benefits	Total
119	**Excess (Deficiency) of Receipts/Revenues Over Disbursements/Expenditures (with Student Activity Funds 1999)**										0
120											
121	**20 - OPERATIONS AND MAINTENANCE FUND (O&M)**										
122	**SUPPORT SERVICES (O&M)**	**2000**									
123	**Support Services - Pupil**	**2100**									
124	Other Support Services - Pupils *(Describe & Itemize)*	2190	0	0	0	0	0	0	0	0	0
125	**Support Services - Business**	**2500**									
126	Direction of Business Support Services	2510	0	0	0	0	0	0	0	0	0
127	Facilities Acquisition & Construction Services	2530	0	0	60,000	0	1,004,000	0	0	0	1,064,000
128	Operation & Maintenance of Plant Services	2540	353,294	115,649	705,800	401,543	12,500	1,000	0	0	1,589,786
129	Pupil Transportation Services	2550	0	0	0	0	0	0	0	0	0
130	Food Services	2560					0		0		0
131	**Total Support Services - Business**	**2500**	353,294	115,649	765,800	401,543	1,016,500	1,000	0	0	2,653,786
132	**Other Support Services - Misc.** *(Describe & Itemize)*	**2900**	0	0	0	0	0	0	0	0	0
133	**Total Support Services**	**2000**	353,294	115,649	765,800	401,543	1,016,500	1,000	0	0	2,653,786
134	**COMMUNITY SERVICES (O&M)**	**3000**	0	0	0	0	0	0	0	0	0
135	**PAYMENTS TO OTHER DIST & GOVT UNITS (O&M)**	**4000**									
136	**Payments to Other Dist & Govt Units (In-State)**	**4100**									
137	Payments for Regular Programs	4110			0			0			0
138	Payments for Special Education Programs	4120			0			0			0
139	Payments for CTE Program	4140			0			0			0
140	Other Payments to In-State Govt Units - Programs *(Describe & Itemize)*	4190			0			0			0
141	**Total Payments to Other Dist & Govt Units (In-State)**	**4100**			0			0			0
142	Payments to Other Dist & Govt Units (Out of State) [14]	4400						0			0
143	**Total Payments to Other Dist & Govt Unit**	**4000**			0			0			0
144	**DEBT SERVICE (O&M)**	**5000**									
145	**Debt Service - Interest on Short-Term Debt**	**5100**									
146	Tax Anticipation Warrants	5110						0			0
147	Tax Anticipation Notes	5120						0			0
148	Corporate Personal Prop Repl Tax Anticipated Notes	5130						0			0
149	State Aid Anticipation Certificates	5140						0			0
150	Other Interest on Short-Term Debt *(Describe & Itemize)*	5150						0			0
151	**Total Debt Service - Interest on Short-Term Debt**	**5100**						0			0
152	**Debt Service - Interest on Long-Term Debt**	**5200**						0			0
153	**Total Debt Service**	**5000**						0			0
154	**PROVISION FOR CONTINGENCIES (O&M)**	**6000**						275,000			275,000
155	**Total Direct Disbursements/Expenditures**		353,294	115,649	765,800	401,543	1,016,500	276,000	0	0	2,928,786
156	**Excess (Deficiency) of Receipts/Revenues Over Disbursements/Expenditures**										0
157											
158	**30 - DEBT SERVICE FUND (DS)**										
159	**PAYMENTS TO OTHER DIST & GOVT UNITS (DS)**	**4000**									
160	**Payments to Other Dist & Govt Units (In-State)**	**4100**									
161	Payments for Regular Programs	4110						0			0
162	Payments for Special Education Programs	4120						0			0
163	Other Payments to In-State Govt Units - Programs *(Describe & Itemize)*	4190						0			0
164	**Total Payments to Other Dist & Govt Units (In-State)**	**4000**						0			0
165	**DEBT SERVICE (DS)**	**5000**									
166	**Debt Service - Interest on Short-Term Debt**	**5100**									
167	Tax Anticipation Warrants	5110						0			0
168	Tax Anticipation Notes	5120						0			0
169	Corporate Personal Prop Repl Tax Anticipation Notes	5130						0			0
170	State Aid Anticipation Certificates	5140						0			0
171	Other Interest on Short-Term Debt *(Describe & Itemize)*	5150						0			0
172	**Total Debt Service - Interest On Short-Term Debt**	**5100**						0			0
173	**Debt Service - Interest on Long-Term Debt**	**5200**						444,947			444,947
174	**Debt Service - Payments of Principal on Long-Term Debt [15] (Lease/Purchase Principal Retired)** *(Describe & Itemize)*	**5300**						1,170,000			1,170,000
175	**Debt Service - Other** *(Describe & Itemize)*	**5400**			5,000			0			5,000

	A	B	C	D	E	F	G	H	I	J	K
1			(100)	(200)	(300)	(400)	(500)	(600)	(700)	(800)	(900)
2	Description: Enter Whole Numbers Only	Funct #	Salaries	Employee Benefits	Purchased Services	Supplies & Materials	Capital Outlay	Other Objects	Non-Capitalized Equipment	Termination Benefits	Total
176	**Total Debt Service**	**5000**			5,000			1,614,947			1,619,947
177	**PROVISION FOR CONTINGENCIES (DS)**	**6000**						0			0
178	**Total Direct Disbursements/Expenditures**				5,000			1,614,947			1,619,947
179	**Excess (Deficiency) of Receipts/Revenues Over Disbursements/Expenditures**										18,782
180											
181	**40 - TRANSPORTATION FUND (TR)**										
182	**SUPPORT SERVICES (TR)**	**2000**									
183	**Support Services - Pupils**	**2100**									
184	Other Support Services - Pupils *(Describe & Itemize)*	2190	0	0	0	0	0	0	0	0	0
185	**Support Services - Business**										
186	Pupil Transportation Services	2550	351,023	18,727	2,413,763	143,000	270,798	500	0	0	3,197,811
187	Other Support Services - Business *(Describe & Itemize)*	2900	0	0	0	0	0	0	0	0	0
188	**Total Support Services**	**2000**	351,023	18,727	2,413,763	143,000	270,798	500	0	0	3,197,811
189	**COMMUNITY SERVICES (TR)**	**3000**	0	0	0	0	0	0	0	0	0
190	**PAYMENTS TO OTHER DIST & GOVT UNITS (TR)**	**4000**									
191	**Payments to Other Dist & Govt Units (In-State)**	**4100**									
192	Payments for Regular Program	4110			0			0			0
193	Payments for Special Education Programs	4120			0			0			0
194	Payments for Adult/Continuing Education Programs	4130			0			0			0
195	Payments for CTE Programs	4140			0			0			0
196	Payments for Community College Programs	4170			0			0			0
197	Other Payments to In-State Govt Units - Programs *(Describe & Itemize)*	4190			0			0			0
198	**Total Payments to Other Dist & Govt Units (In-State)**	**4100**			0			0			0
199	**Payments to Other Dist & Govt Units (Out-of-State)** *(Describe & Itemize)*	**4400**			0			0			0
200	**Total Payments to Other Dist & Govt Units**	**4000**			0			0			0
201	**DEBT SERVICE (TR)**	**5000**									
202	**Debt Service - Interest on Short-Term Debt**	**5100**									
203	Tax Anticipation Warrants	5110						0			0
204	Tax Anticipation Notes	5120						0			0
205	Corporate Personal Prop Repl Tax Anticipation Notes	5130						0			0
206	State Aid Anticipation Certificates	5140						0			0
207	Other Interest on Short-Term Debt *(Describe & Itemize)*	5150						0			0
208	**Total Debt Service - Interest On Short-Term Debt**	**5100**						0			0
209	**Debt Service - Interest on Long-Term Debt**	**5200**						0			0
210	**Debt Service - Payments of Principal on Long-Term Debt [15] (Lease/Purchase Principal Retired)** *(Describe & Itemize)*	**5300**						0			0
211	**Debt Service - Other** *(Describe & Itemize)*	**5400**						0			0
212	**Total Debt Service**	**5000**						0			0
213	**PROVISION FOR CONTINGENCIES (TR)**	**6000**						25,000			25,000
214	**Total Direct Disbursements/Expenditures**		351,023	18,727	2,413,763	143,000	270,798	25,500	0	0	3,222,811
215	**Excess (Deficiency) of Receipts/Revenues Over Disbursements/Expenditures**										0
216											
217	**50 - MUNICIPAL RETIREMENT/SOC SEC FUND (MR/SS)**										
218	**INSTRUCTION (MR/SS)**	**1000**									
219	Regular Program	1100		0							0
220	Pre-K Programs	1125		118,076							118,076
221	Special Education Programs (Functions 1200-1220)	1200		106,680							106,680
222	Special Education Programs Pre-K	1225		0							0
223	Remedial and Supplemental Programs K-12	1250		1,522							1,522
224	Remedial and Supplemental Programs Pre-K	1275		0							0
225	Adult/Continuing Education Programs	1300		0							0
226	CTE Programs	1400		0							0
227	Interscholastic Programs	1500		37,886							37,886
228	Summer School Programs	1600		535							535
229	Gifted Programs	1650		0							0
230	Driver's Education Programs	1700		4,658							4,658
231	Bilingual Programs	1800		0							0
232	Truant Alternative & Optional Programs	1900		0							0

	A	B	C	D	E	F	G	H	I	J	K
1			(100)	(200)	(300)	(400)	(500)	(600)	(700)	(800)	(900)
2	Description: Enter Whole Numbers Only	Funct #	Salaries	Employee Benefits	Purchased Services	Supplies & Materials	Capital Outlay	Other Objects	Non-Capitalized Equipment	Termination Benefits	Total
233	**Total Instruction**	**1000**		269,357							269,357
234	**SUPPORT SERVICES (MR/SS)**	**2000**									
235	**Support Services - Pupil**	**2100**									
236	Attendance & Social Work Services	2110		19,037							19,037
237	Guidance Services	2120		13,284							13,284
238	Health Services	2130		7,909							7,909
239	Psychological Services	2140		2,148							2,148
240	Speech Pathology & Audiology Services	2150		2,865							2,865
241	Other Support Services - Pupils *(Describe & Itemize)*	2190		0							0
242	**Total Support Services - Pupil**	**2100**		45,243							45,243
243	**Support Services - Instructional Staff**	**2200**									
244	Improvement of Instruction Services	2210		1,367							1,367
245	Educational Media Services	2220		6,086							6,086
246	Assessment & Testing	2230		0							0
247	**Total Support Services - Instructional Staff**	**2200**		7,453							7,453
248	**Support Services - General Administration**	**2300**									
249	Board of Education Services	2310		3,050							3,050
250	Executive Administration Services	2320		20,802							20,802
251	Special Area Administrative Services	2330		0							0
252	Claims Paid from Self Insurance Fund	2361		0							0
253	Risk Management and Claims Services Payments	2365		0							0
254	**Total Support Services - General Administration**	**2300**		23,852							23,852
255	**Support Services - School Administration**	**2400**									
256	Office of the Principal Services	2410		9,459							9,459
257	Other Support Services - School Administration *(Describe & Itemize)*	2490		0							0
258	**Total Support Services - School Administration**	**2400**		9,459							9,459
259	**Support Services - Business**	**2500**									
260	Direction of Business Support Services	2510		1,269							1,269
261	Fiscal Services	2520		16,725							16,725
262	Facilities Acquisition & Construction Services	2530		0							0
263	Operation & Maintenance of Plant Service	2540		67,727							67,727
264	Pupil Transportation Services	2550		25,910							25,910
265	Food Services	2560		40,901							40,901
266	Internal Services	2570		0							0
267	**Total Support Services - Business**	**2500**		152,532							152,532
268	**Support Services - Central**	**2600**									
269	Direction of Central Support Services	2610		0							0
270	Planning, Research, Development & Evaluation Services	2620		0							0
271	Information Services	2630		0							0
272	Staff Services	2640		0							0
273	Data Processing Services	2660		43,063							43,063
274	**Total Support Services - Central**	**2600**		43,063							43,063
275	**Other Support Services - Misc.** *(Describe & Itemize)*	**2900**		4,986							4,986
276	**Total Support Services**	**2000**		286,588							286,588
277	**COMMUNITY SERVICES (MR/SS)**	**3000**		0							0
278	**PAYMENTS TO OTHER DIST & GOVT UNITS (MR/SS)**	**4000**									
279	Payments for Regular Programs	4110		0							0
280	Payments for Special Education Programs	4120		0							0
281	Payments for CTE Programs	4140		0							0
282	**Total Payments to Other Dist & Govt Units**	**4000**		0							0
283	**DEBT SERVICE (MR/SS)**	**5000**									
284	**Debt Service - Interest on Short-Term Debt**	**5100**									
285	Tax Anticipation Warrants	5110						0			0
286	Tax Anticipation Notes	5120						0			0
287	Corporate Personal Prop Repl Tax Anticipation Notes	5130						0			0
288	State Aid Anticipation Certificates	5140						0			0
289	Other Interest on Short-Term Debt *(Describe & Itemize)*	5150						0			0
290	**Total Debt Service**	**5000**						0			0
291	**PROVISION FOR CONTINGENCIES (MR/SS)**	**6000**						0			0
292	**Total Direct Disbursements/Expenditures**			555,945				0			555,945

	A	B	C	D	E	F	G	H	I	J	K
1			(100)	(200)	(300)	(400)	(500)	(600)	(700)	(800)	(900)
2	Description: Enter Whole Numbers Only	Funct #	Salaries	Employee Benefits	Purchased Services	Supplies & Materials	Capital Outlay	Other Objects	Non-Capitalized Equipment	Termination Benefits	Total
293	Excess (Deficiency) of Receipts/Revenues Over Disbursements/Expenditures										0
294											
295	**60 - CAPITAL PROJECTS (CP)**										
296	**SUPPORT SERVICES (CP)**	**2000**									
297	**Support Services - Business**										
298	Facilities Acquisition & Construction Services	2530	0	0	0	0	900,000	0	0		900,000
299	Other Support Services - Business *(Describe & Itemize)*	2900	0	0	0	0	0	0	0		0
300	**Total Support Services**	**2000**	0	0	0	0	900,000	0	0		900,000
301	**PAYMENTS TO OTHER DIST & GOVT UNITS (CP)**	**4000**									
302	**Payments to Other Dist & Govt Units (In-State)**	**4100**									
303	Payments to Regular Programs	4110			0			0			0
304	Payment for Special Education Programs	4120			0			0			0
305	Payment for CTE Programs	4140			0			0			0
306	Payments to Other Govt Units - Programs (In-State) *(Describe & Itemize)*	4190			0			0			0
307	**Total Payments to Other Districts & Govt Units**	**4000**			0			0			0
308	**PROVISION FOR CONTINGENCIES (CP)**	**6000**						0			0
309	**Total Direct Disbursements/Expenditures**		0	0	0	0	900,000	0	0		900,000
310	**Excess (Deficiency) of Receipts/Revenues Over Disbursements/Expenditures**										0
311											
312	**70 WORKING CASH FUND (WC)**										
313											
314	**80 - TORT FUND (TF)**										
315	**INSTRUCTION (TF)**	**1000**									
316	Regular Programs	1100	0	0	0	0	0	0	0	0	0
317	Tuition Payment to Charter Schools	1115			0						0
318	Pre-K Programs	1125	0	0	0	0	0	0	0	0	0
319	Special Education Programs (Functions 1200 - 1220)	1200	0	0	0	0	0	0	0	0	0
320	Special Education Programs Pre-K	1225	0	0	0	0	0	0	0	0	0
321	Remedial and Supplemental Programs K-12	1250	0	0	0	0	0	0	0	0	0
322	Remedial and Supplemental Programs Pre-K	1275	0	0	0	0	0	0	0	0	0
323	Adult/Continuing Education Programs	1300	0	0	0	0	0	0	0	0	0
324	CTE Programs	1400	0	0	0	0	0	0	0	0	0
325	Interscholastic Programs	1500	0	0	0	0	0	0	0	0	0
326	Summer School Programs	1600	0	0	0	0	0	0	0	0	0
327	Gifted Programs	1650	0	0	0	0	0	0	0	0	0
328	Driver's Education Programs	1700	0	0	0	0	0	0	0	0	0
329	Bilingual Programs	1800	0	0	0	0	0	0	0	0	0
330	Truant Alternative & Optional Programs	1900	0	0	0	0	0	0	0	0	0
331	Pre-K Programs - Private Tuition	1910						0			0
332	Regular K-12 Programs Private Tuition	1911						0			0
333	Special Education Programs K-12 Private Tuition	1912						0			0
334	Special Education Programs Pre-K Tuition	1913						0			0
335	Remedial/Supplemental Programs K-12 Private Tuition	1914						0			0
336	Remedial/Supplemental Programs Pre-K Private Tuition	1915						0			0
337	Adult/Continuing Education Programs Private Tuition	1916						0			0
338	CTE Programs Private Tuition	1917						0			0
339	Interscholastic Programs Private Tuition	1918						0			0
340	Summer School Programs Private Tuition	1919						0			0
341	Gifted Programs Private Tuition	1920						0			0
342	Bilingual Programs Private Tuition	1921						0			0
343	Truants Alternative/Opt Ed Programs Private Tuition	1922						0			0
344	**Total Instruction[14]**	**1000**	0	0	0	0	0	0	0	0	0
345	**SUPPORT SERVICES (TF)**	**2000**									
346	**Support Services - Pupil**	**2100**									
347	Attendance & Social Work Services	2110	0	0	0	0	0	0	0	0	0
348	Guidance Services	2120	0	0	0	0	0	0	0	0	0
349	Health Services	2130	0	0	0	0	0	0	0	0	0
350	Psychological Services	2140	0	0	0	0	0	0	0	0	0
351	Speech Pathology & Audiology Services	2150	0	0	0	0	0	0	0	0	0

	A	B	C	D	E	F	G	H	I	J	K
1			(100)	(200)	(300)	(400)	(500)	(600)	(700)	(800)	(900)
2	**Description: Enter Whole Numbers Only**	**Funct #**	**Salaries**	**Employee Benefits**	**Purchased Services**	**Supplies & Materials**	**Capital Outlay**	**Other Objects**	**Non-Capitalized Equipment**	**Termination Benefits**	**Total**
352	Other Support Services - Pupils *(Describe & Itemize)*	2190	0	0	0	0	0	0	0	0	0
353	**Total Support Services - Pupil**	**2100**	0	0	0	0	0	0	0	0	0
354	**Support Services - Instructional Staff**	**2200**									
355	Improvement of Instruction Services	2210	0	0	0	0	0	0	0	0	0
356	Educational Media Services	2220	0	0	0	0	0	0	0	0	0
357	Assessment & Testing	2230	0	0	0	0	0	0	0	0	0
358	**Total Support Services - Instructional Staff**	**2200**	0	0	0	0	0	0	0	0	0
359	**Support Services - General Administration**	**2300**									
360	Board of Education Services	2310	0	0	5,000	0	0	0	0	0	5,000
361	Executive Administration Services	2320	0	0	0	0	0	0	0	0	0
362	Special Area Administration Services	2330	0	0	0	0	0	0	0	0	0
363	Claims Paid from Self Insurance Fund	2361	0	0	0	0	0	0	0		0
364	Risk Management and Claims Services Payments	2365	0	0	0	0	0	1,957	0		1,957
365	**Total Support Services - General Administration**	**2300**	0	0	5,000	0	0	1,957	0	0	6,957
366	**Support Services - School Administration**	**2400**									
367	Office of the Principal Services	2410	0	0	0	0	0	0	0	0	0
368	Other Support Services - School Administration *(Describe & Itemize)*	2490	0	0	0	0	0	0	0	0	0
369	**Total Support Services - School Administration**	**2400**	0	0	0	0	0	0	0	0	0
370	**Support Services - Business**	**2500**									
371	Direction of Business Support Services	2510	0	0	0	0	0	0	0	0	0
372	Fiscal Services	2520	0	0	0	0	0	0	0	0	0
373	Facilities Acquisition & Construction Services	2530	0	0	0	0	0	0	0	0	0
374	Operation & Maintenance of Plant Services	2540	0	0	0	0	0	70,417	0	0	70,417
375	Pupil Transportation Services	2550	0	0	0	0	0	0	0	0	0
376	Food Services	2560	0	0	0	0	0	0	0	0	0
377	Internal Services	2570	0	0	0	0	0	0	0	0	0
378	**Total Support Services - Business**	**2500**	0	0	0	0	0	70,417	0	0	70,417
379	**Support Services - Central**	**2600**									
380	Direction of Central Support Services	2610	0	0	0	0	0	0	0	0	0
381	Planning, Research, Development & Evaluation Services	2620	0	0	0	0	0	0	0	0	0
382	Information Services	2630	0	0	0	2,000	0	15,070	0	0	17,070
383	Staff Services	2640	0	0	0	0	0	0	0	0	0
384	Data Processing Services	2660	0	0	0	0	0	0	0	0	0
385	**Total Support Services - Central**	**2600**	0	0	0	2,000	0	15,070	0	0	17,070
386	**Other Support Services - Misc.** *(Describe & Itemize)*	**2900**	0	0	0	0	0	0	0	0	0
387	**Total Support Services**	**2000**	0	0	5,000	2,000	0	87,444	0	0	94,444
388	**COMMUNITY SERVICES (TF)**	**3000**	0	0	0	0	0	0	0	0	0
389	**PAYMENTS TO OTHER DIST & GOVT UNITS (TF)**	**4000**									
390	**Payments to Other Dist & Govt Units (In-State)**	4100									
391	Payments for Regular Programs	4110			0			0			0
392	Payments for Special Education Programs	4120			0			0			0
393	Payments for Adult/Continuing Education Programs	4130			0			0			0
394	Payments for CTE Programs	4140			0			0			0
395	Payments for Community College Programs	4170			0			0			0
396	Other Payments to In-State Govt Units - Programs *(Describe & Itemize)*	4190			0			0			0
397	**Total Payments to Other Dist & Govt Units (In-State)**	**4100**			0			0			0
398	Payments for Regular Programs - Tuition	4210						0			0
399	Payments for Special Education Programs - Tuition	4220						0			0
400	Payments for Adult/Continuing Education Programs - Tuition	4230						0			0
401	Payments for CTE Programs - Tuition	4240						0			0
402	Payments for Community College Programs - Tuition	4270						0			0
403	Payments for Other Programs - Tuition	4280						0			0
404	Other Payments to In-State Govt Units - Tuition *(Describe & Itemize)*	4290						0			0
405	**Total Payments to Other Dist & Govt Units - Tuition (In State)**	**4200**						0			0
406	Payments for Regular Programs - Transfers	4310						0			0
407	Payments for Special Education Programs - Transfers	4320						0			0
408	Payments for Adult/Continuing Ed Programs - Transfers	4330						0			0
409	Payments for CTE Programs - Transfers	4340						0			0
410	Payments for Community College Program - Transfers	4370						0			0
411	Payments for Other Programs - Transfers	4380						0			0

	A	B	C	D	E	F	G	H	I	J	K
1			(100)	(200)	(300)	(400)	(500)	(600)	(700)	(800)	(900)
2	Description: Enter Whole Numbers Only	Funct #	Salaries	Employee Benefits	Purchased Services	Supplies & Materials	Capital Outlay	Other Objects	Non-Capitalized Equipment	Termination Benefits	Total
412	Other Payments to In-State Govt Units - Transfers *(Describe & Itemize)*	4390			0			0			0
413	**Total Payments to Other Dist & Govt Units-Transfers (In State)**	**4300**			0			0			0
414	Payments to Other Dist & Govt Units (Out of State)	4400			0			0			0
415	**Total Payments to Other Dist & Govt Units**	**4000**			0			0			0
416	**DEBT SERVICE (TF)**	**5000**									
417	**Debt Service - Interest on Short-Term Debt**										
418	Tax Anticipation Warrants	5110						0			0
419	Tax Anticipation Notes	5120						0			0
420	Corporate Personal Property Replacement Tax Anticipation Notes	5130						0			0
421	State Aid Anticipation Certificates	5140						0			0
422	Other Interest or Short-Term Debt *(Describe & Itemize)*	5150						0			0
423	**Debt Service - Interest on Long-Term Debt**	**5200**						0			0
424	**Debt Service - Payments of Principal on Long-Term Debt [15] (Lease/Purchase Principal Retired)** *(Describe & Itemize)*	**5300**						0			0
425	**Debt Service - Other** *(Describe & Itemize)*	**5400**			0			0			0
426	**Total Debt Service**	**5000**			0			0			0
427	**PROVISION FOR CONTINGENCIES (TF)**	**6000**						0			0
428	**Total Direct Disbursements/Expenditures**		0	0	5,000	2,000	0	87,444	0	0	94,444
429	**Excess (Deficiency) of Receipts/Revenues Over Disbursements/Expenditures**										0
430											
431	**90 - FIRE PREVENTION & SAFETY FUND (FP&S)**										
432	**SUPPORT SERVICES (FP&S)**	**2000**									
433	**Support Services - Business**	**2500**									
434	Facilities Acquisition & Construction Services	2530	0	0	0	0	0	0	0		0
435	Operation & Maintenance of Plant Service	2540	0	0	0	0	0	0	0		0
436	**Total Support Services - Business**	**2500**	0	0	0	0	0	0	0		0
437	**Other Support Services - Misc.** *(Describe & Itemize)*	**2900**	0	0	0	0	0	0	0		0
438	**Total Support Services**	**2000**	0	0	0	0	0	0	0		0
439	**PAYMENTS TO OTHER DISTRICTS & GOVT UNITS (FP&S)**	**4000**									
440	Payments to Regular Programs	4110						0			0
441	Payments to Special Education Programs	4120						0			0
442	Other Payments to In-State Govt Units - Programs *(Describe & Itemize)*	4190						0			0
443	**Total Payments to Other Districts & Govt Units (FPS)**	**4000**						0			0
444	**DEBT SERVICE (FP&S)**	**5000**									
445	**Debt Service - Interest on Short-Term Debt**	**5100**									
446	Tax Anticipation Warrants	5110						0			0
447	Other Interest on Short-Term Debt *(Describe & Itemize)*	5150						0			0
448	**Total Debt Service - Interest on Short-Term Debt**	**5100**						0			0
449	**Debt Service - Interest on Long-Term Debt**	**5200**						0			0
450	**Debt Service - Payments of Principal on Long-Term Debt [15] (Lease/Purchase Principal Retired)** *(Describe & Itemize)*	**5300**						0			0
451	**Total Debt Service**	**5000**						0			0
452	**PROVISIONS FOR CONTINGENCIES (FP&S)**	**6000**						0			0
453	**Total Direct Disbursements/Expenditures**		0	0	0	0	0	0	0		0
454	**Excess (Deficiency) of Receipts/Revenues Over Disbursements/Expenditures**										61

	B	C	D	E	F	G	H
1	**If there is an amount in column C or column G, please describe the type of revenue or expenditure in column D or column H.**						
2	**Revenue Check:**	OK					
3	**Expenditure Check:**	OK					
4	**Revenues Acct. (EstRev tab)**	**Amount**	**Describe Revenue**		**Expenditures Fund-Function (EstExp tab)**	**Amount**	**Describe Expenditures**
5	**1190**				**10-2190**		
6	**1290**				**10-2490**		
7	**1614**				**10-2900**	**$ 138,732**	Student EC - non-sports
8	**1690**	**$ 5,000**	Vending Machine Revenue		**10-4190**		
9	**1790**				**10-4290**		
10	**1819**				**10-4390**		
11	**1829**				**10-4400**		
12	**1890**	**$ 100**	Textbook Replacement		**10-5150**		
13	**1993**	**$ 85,500**	Dual Credit Fee Reimbursement		**20-2190**		
14	**1999**	**$ 89,127**	Cooperative sports team payments, IGA payment for Transporation Director, Building Rental		**20-2900**		
15	**2300**				**20-4190**		
16	**3099**				**20-4400**		
17	**3199**				**20-5150**		
18	**3299**				**30-4190**		
19	**3499**				**30-5150**		
20	**3599**				**30-5300**	**$ 1,170,000**	Bonded debt payments
21	**3999**	**$ 51,025**	Library Grant and School Maintenance Grant		**30-5400**	**$ 5,000**	Fees for boned debt
22	**4009**				**40-2190**		
23	**4090**				**40-2900**		
24	**4199**				**40-4190**		
25	**4299**				**40-4400**		
26	**4399**				**40-5150**		
27	**4499**				**40-5300**		
28	**4699**				**40-5400**		
29	**4799**				**50-2190**		
30	**4998**				**50-2490**		
31					**50-2900**	**$ 4,986**	benefits for non-sport EC personnel
32					**50-5150**		
33					**60-2900**		
34					**60-4190**		
35					**80-2190**		
36					**80-2490**		
37					**80-2900**		
38					**80-4190**		
39					**80-4290**		
40					**80-4390**		
41					**80-4400**		
42					**80-5150**		
43					**80-5300**		
44					**80-5400**		
45					**90-2900**		
46					**90-4190**		
47					**90-5150**		
48					**90-5300**		

DEFICIT BUDGET SUMMARY INFORMATION - Operating Funds Only (School Districts Only)					
Description	**EDUCATIONAL FUND (10)**	**OPERATIONS & MAINTENANCE FUND (20)**	**TRANSPORTATION FUND (40)**	**WORKING CASH FUND (70)**	**TOTAL**
Direct Revenues	20,680,125	2,928,786	3,222,811	320,803	**27,152,525**
Direct Expenditures	20,680,125	2,928,786	3,222,811		**26,831,722**
Difference				320,803	**320,803**
Estimated Fund Balance - June 30, 2025				320,803	**320,803**

Balanced budget; no Deficit Reduction Plan is required.

A deficit reduction plan is required if the local board of education adopts (or amends) the 2024-2025 school district budget in which the "operating funds" listed above result in direct revenues (line 9, BudgetSum 2-4) being less than direct expenditures (line 19, BudgetSum 2-4) by an amount equal to or greater than one-third (1/3) of the ending fund balance (line 81, BudgetSum 2-4).

Note: *The balance is determined using only the four funds listed above. That is, if the estimated ending fund balance is less than three times the deficit spending, the district must adopt and file with ISBE a deficit reduction plan to balance the shortfall within three years.*

Per School Code (105 ILCS 5/17-1) - If the Deficit AFR Summary Information tab from the 2023-2024 Annual Financial Report (AFR) reflects a deficit as defined above, then the school district shall adopt and submit a deficit reduction plan (found here on page 23-27) to ISBE within 30 days after acceptance of the AFR.

The deficit reduction plan, if required, is developed using ISBE guidelines and format.

	A	B	C	D	E	F	G
1	**School Districts Only*		DEFICIT REDUCTION PLAN				
2			ESTIMATED BUDGET				
3	*53090308016*		FY2024-2025				
4	*District Number*						
5	***Washington CHSD 308***						
6	*District Name*		**Educational Fund**	**Operations & Maintenance Fund**	**Transportation Fund**	**Working Cash Fund**	**Total**
7	**ESTIMATED BEGINNING FUND BALANCE *(must equal prior Ending Fund Balance)***		0	0	0	0	0
8	**RECEIPTS/REVENUES**	**Acct #**					
9	**LOCAL SOURCES**	**1000**	13,496,701	2,878,786	2,501,811	320,803	19,198,101
10	**FLOW-THROUGH RECEIPTS/REVENUES FROM ONE DISTRICT TO ANOTHER DISTRICT**	**2000**	69,316	0	0		69,316
11	**STATE SOURCES**	**3000**	6,298,138	50,000	721,000	0	7,069,138
12	**FEDERAL SOURCES**	**4000**	815,970	0	0	0	815,970
13	**Total Receipts/Revenues**		20,680,125	2,928,786	3,222,811	320,803	27,152,525
14	**DISBURSEMENTS/EXPENDITURES**	**Funct #**					
15	**INSTRUCTION**	**1000**	13,751,944				13,751,944
16	**SUPPORT SERVICES**	**2000**	6,193,849	2,653,786	3,197,811		12,045,446
17	**COMMUNITY SERVICES**	**3000**	0	0	0		0
18	**PAYMENTS TO OTHER DISTRICTS & GOVT. UNITS**	**4000**	434,332	0	0		434,332
19	**DEBT SERVICES**	**5000**	0	0	0		0
20	**PROVISION FOR CONTINGENCIES**	**6000**	300,000	275,000	25,000		600,000
21	**Total Disbursements/Expenditures**		20,680,125	2,928,786	3,222,811		26,831,722
22	**Excess of Receipts/Revenue Over/(Under) Disbursements/Expenditures**		0	0	0	320,803	320,803
23	**OTHER SOURCES/USES OF FUNDS**						
24	**OTHER SOURCES OF FUNDS (7000)**		0	0	0	0	0
25	**OTHER USES OF FUNDS (8000)**		0	0	0	0	0
26	**TOTAL OTHER SOURCES/USES OF FUNDS**		0	0	0	0	0
27	**ESTIMATED ENDING FUND BALANCE**		0	0	0	320,803	320,803

	A	B	H	I	J	K	L
1	**School Districts Only*		ESTIMATED BUDGET FY2025-2026				
2							
3	*53090308016*						
4	*District Number*						
5	***Washington CHSD 308***						
6	*District Name*		**Educational Fund**	**Operations & Maintenance Fund**	**Transportation Fund**	**Working Cash Fund**	**Total**
7	**ESTIMATED BEGINNING FUND BALANCE *(must equal prior Ending Fund Balance)***		0	0	0	320,803	320,803
8	**RECEIPTS/REVENUES**	**Acct #**					
9	**LOCAL SOURCES**	**1000**					0
10	**FLOW-THROUGH RECEIPTS/REVENUES FROM ONE DISTRICT TO ANOTHER DISTRICT**	**2000**					0
11	**STATE SOURCES**	**3000**					0
12	**FEDERAL SOURCES**	**4000**					0
13	**Total Receipts/Revenues**		0	0	0	0	0
14	**DISBURSEMENTS/EXPENDITURES**	**Funct #**					
15	**INSTRUCTION**	**1000**					0
16	**SUPPORT SERVICES**	**2000**					0
17	**COMMUNITY SERVICES**	**3000**					0
18	**PAYMENTS TO OTHER DISTRICTS & GOVT. UNITS**	**4000**					0
19	**DEBT SERVICES**	**5000**					0
20	**PROVISION FOR CONTINGENCIES**	**6000**					0
21	**Total Disbursements/Expenditures**		0	0	0		0
22	**Excess of Receipts/Revenue Over/(Under) Disbursements/Expenditures**		0	0	0	0	0
23	**OTHER SOURCES/USES OF FUNDS**						
24	**OTHER SOURCES OF FUNDS (7000)**						0
25	**OTHER USES OF FUNDS (8000)**						0
26	**TOTAL OTHER SOURCES/USES OF FUNDS**		0	0	0	0	0
27	**ESTIMATED ENDING FUND BALANCE**		0	0	0	320,803	320,803

	A	B	M	N	O	P	Q
1	**School Districts Only*		ESTIMATED BUDGET FY2026-2027				
2							
3	*53090308016*						
4	*District Number*						
5	***Washington CHSD 308***						
6	*District Name*		**Educational Fund**	**Operations & Maintenance Fund**	**Transportation Fund**	**Working Cash Fund**	**Total**
7	**ESTIMATED BEGINNING FUND BALANCE *(must equal prior Ending Fund Balance)***		0	0	0	320,803	320,803
8	**RECEIPTS/REVENUES**	**Acct #**					
9	**LOCAL SOURCES**	**1000**					0
10	**FLOW-THROUGH RECEIPTS/REVENUES FROM ONE DISTRICT TO ANOTHER DISTRICT**	**2000**					0
11	**STATE SOURCES**	**3000**					0
12	**FEDERAL SOURCES**	**4000**					0
13	**Total Receipts/Revenues**		0	0	0	0	0
14	**DISBURSEMENTS/EXPENDITURES**	**Funct #**					
15	**INSTRUCTION**	**1000**					0
16	**SUPPORT SERVICES**	**2000**					0
17	**COMMUNITY SERVICES**	**3000**					0
18	**PAYMENTS TO OTHER DISTRICTS & GOVT. UNITS**	**4000**					0
19	**DEBT SERVICES**	**5000**					0
20	**PROVISION FOR CONTINGENCIES**	**6000**					0
21	**Total Disbursements/Expenditures**		0	0	0		0
22	**Excess of Receipts/Revenue Over/(Under) Disbursements/Expenditures**		0	0	0	0	0
23	**OTHER SOURCES/USES OF FUNDS**						
24	**OTHER SOURCES OF FUNDS (7000)**						0
25	**OTHER USES OF FUNDS (8000)**						0
26	**TOTAL OTHER SOURCES/USES OF FUNDS**		0	0	0	0	0
27	**ESTIMATED ENDING FUND BALANCE**		0	0	0	320,803	320,803

	A	B	R	S	T	U	V
1	**School Districts Only*		ESTIMATED BUDGET FY2027-2028				
2							
3	*53090308016*						
4	*District Number*						
5	***Washington CHSD 308***						
6	*District Name*		**Educational Fund**	**Operations & Maintenance Fund**	**Transportation Fund**	**Working Cash Fund**	**Total**
7	**ESTIMATED BEGINNING FUND BALANCE *(must equal prior Ending Fund Balance)***		0	0	0	320,803	320,803
8	**RECEIPTS/REVENUES**	**Acct #**					
9	**LOCAL SOURCES**	**1000**					0
10	**FLOW-THROUGH RECEIPTS/REVENUES FROM ONE DISTRICT TO ANOTHER DISTRICT**	**2000**					0
11	**STATE SOURCES**	**3000**					0
12	**FEDERAL SOURCES**	**4000**					0
13	**Total Receipts/Revenues**		0	0	0	0	0
14	**DISBURSEMENTS/EXPENDITURES**	**Funct #**					
15	**INSTRUCTION**	**1000**					0
16	**SUPPORT SERVICES**	**2000**					0
17	**COMMUNITY SERVICES**	**3000**					0
18	**PAYMENTS TO OTHER DISTRICTS & GOVT. UNITS**	**4000**					0
19	**DEBT SERVICES**	**5000**					0
20	**PROVISION FOR CONTINGENCIES**	**6000**					0
21	**Total Disbursements/Expenditures**		0	0	0		0
22	**Excess of Receipts/Revenue Over/(Under) Disbursements/Expenditures**		0	0	0	0	0
23	**OTHER SOURCES/USES OF FUNDS**						
24	**OTHER SOURCES OF FUNDS (7000)**						0
25	**OTHER USES OF FUNDS (8000)**						0
26	**TOTAL OTHER SOURCES/USES OF FUNDS**		0	0	0	0	0
27	**ESTIMATED ENDING FUND BALANCE**		0	0	0	320,803	320,803

	A	B	W	X	Y	Z
1	**School Districts Only*		**SUMMARY**			
2			**BUDGET ADDENDUM - DEFICIT REDUCTION PLAN**			
3	*53090308016*		**ESTIMATED BUDGET**			
4	*District Number*		*Date of Adoption:*			
5	***Washington CHSD 308***		*(Enter as MM/DD/YY)*			
6	*District Name*		**FY2024-2025**	**FY2025-2026**	**FY2026-2027**	**FY2027-2028**
7	**ESTIMATED BEGINNING FUND BALANCE *(must equal prior Ending Fund Balance)***		0	320,803	320,803	320,803
8	**RECEIPTS/REVENUES**	**Acct #**				
9	**LOCAL SOURCES**	**1000**	19,198,101	0	0	0
10	**FLOW-THROUGH RECEIPTS/REVENUES FROM ONE DISTRICT TO ANOTHER DISTRICT**	**2000**	69,316	0	0	0
11	**STATE SOURCES**	**3000**	7,069,138	0	0	0
12	**FEDERAL SOURCES**	**4000**	815,970	0	0	0
13	**Total Receipts/Revenues**		27,152,525	0	0	0
14	**DISBURSEMENTS/EXPENDITURES**	**Funct #**				
15	**INSTRUCTION**	**1000**	13,751,944	0	0	0
16	**SUPPORT SERVICES**	**2000**	12,045,446	0	0	0
17	**COMMUNITY SERVICES**	**3000**	0	0	0	0
18	**PAYMENTS TO OTHER DISTRICTS & GOVT. UNITS**	**4000**	434,332	0	0	0
19	**DEBT SERVICES**	**5000**	0	0	0	0
20	**PROVISION FOR CONTINGENCIES**	**6000**	600,000	0	0	0
21	**Total Disbursements/Expenditures**		26,831,722	0	0	0
22	**Excess of Receipts/Revenue Over/(Under) Disbursements/Expenditures**		320,803	0	0	0
23	**OTHER SOURCES/USES OF FUNDS**					
24	**OTHER SOURCES OF FUNDS (7000)**		0	0	0	0
25	**OTHER USES OF FUNDS (8000)**		0	0	0	0
26	**TOTAL OTHER SOURCES/USES OF FUNDS**		0	0	0	0
27	**ESTIMATED ENDING FUND BALANCE**		320,803	320,803	320,803	320,803

Deficit Reduction Plan-Background/Assumptions (School Districts Only)
Fiscal Year 2024-2025
through Fiscal Year 2027-2028

Washington CHSD 308 ***53090308016***

Please complete the following schedule and include a brief description to identify any areas of the budget that will be impacted from one year to the next. If the deficit reduction plan relies upon new local revenues, identify contingencies for further budget reductions which will be enacted in the event those new revenues are not available.

1. **Background and Narrative of Budget Reductions:**

2. **Assumptions Used in the Deficit Reduction Plan:**

- EBF and Estimated New Tier Funding:

- Equal Assessed Valuation and Tax Rates:

- Employee Salaries and Benefits:

Deficit Reduction Plan-Background/Assumptions (School Districts Only)
Fiscal Year 2024-2025
through Fiscal Year 2027-2028

- Short- and Long-Term Borrowing:

- Educational Impact:

- Other Assumptions:

- Has the district considered shared services or outsourcing (Ex: Transportation, Insurance)? If yes, please explain:

Evidence-Based Funding: Fiscal Year 2025 Spending Plan

WASHINGTON COMM H S DIST 308

Part I: Achieving Student Growth and Making Progress Toward State Education Goals

The questions below allow you to indicate the strategic priorities and strategies that will drive your efforts to achieve student growth and make progress toward state education goals. These may involve investing in any combination of an Organizational Unit's core resources: time, money, people, and programs.

Collaboration Opportunity - Organizational Units may find that Part I is most easily and effectively completed if led by program leaders in consultation with finance leaders.

1) What are the Organizational Unit's strategic goals for student success for the 2024-25 school year? What measures will be used to evaluate progress? (*No more than 2000 characters, including spaces.*)

* The district is continuing to expand its career and Technical Education programming; including building pathways. This goal will be measured by the development of additional pathways to help students succeed in post-secondary work or schooling. We will also continue to look at building and equipment needs to support our CTE programs.
*The district has a goal of addressing student attendance and greater support for home hospital students. This goal will be measured by the success of our home hospital students under our new HH supervision program as well as by student attendance records. Data will also be compiled to show the importance of attendance in regards to grades and discipline.
*The district has a goal of maintaining class sizes. This goal will be measure by the class size average from year-to-year.
*The district also has a goal of improving our aging facilities to create a safe and positive learning environment. This goal will be measured by buildng projects completed.

	Top Strategy 1	Top Strategy 2	Top Strategy 3
2) Select the top three strategies that the Organizational Unit will employ to achieve student growth and make progress toward state education goals. (Select three different responses from the dropdown list.)	Maintain or decrease class sizes	Maintain or expand college and career readiness options (e.g., CTE programming, AP/IB programming, dual credit/dual enrollment programming)	Provide interventions and services to reduce truancy or dropout rates

If "Other" was selected in question 2, please describe. (*No more than 1000 characters, including spaces.*)

Part II: Planned Use of Evidence-Based Funding

The questions below provide an opportunity to document the stakeholders with whom you consulted and the data you analyzed as you determined your strategic allocations of FY 2025 EBF dollars. Key statistics related to EBF distributions are provided for your reference. Form 50-36/50-39 is typically released before current-year appropriations are known. Therefore, the figures provided are for the prior fiscal year.

Collaboration Opportunity *- Organizational Units may find that questions in this section are most easily and effectively completed if led by finance leaders in consultation with program leaders.*

Evidence-Based Funding Organizational Unit Results (FY 2024)	*Final Resources / Adequacy Target =* ***Percent of Adequacy***	**Average Student Enrollment**	*1,471.50*	**Adequacy Target**	*$20,166,679*
		Final Resources	*$12,504,975*	**Percent of Adequacy**	*62%*
	Base Funding Minimum + Tier Funding = ***Gross State Contribution***	**Tier Assignment**	*1*	**Gross State Contribution**	*$5,910,196*
		FY24 Base Funding Minimum	*$4,674,294*	**FY 2024 Tier Funding**	*$1,235,902*
	Within FY 2024 Gross State Contribution, Resources Attributable to ***Specific Populations***	**Low-Income Students**	*$282,095*		
		English Learners (Els)	*$19*		
		Special Education	*$571,403*		

	FY 2025 Tier Funding	Funding Type (Select)	
1) FY 2025 Tier Funding Allocation*: Enter the dollar amount of Tier Funding (e.g., NEW MONEY only) allocated to the Organizational Unit for FY 2025. Select whether the amount is estimated or actual funding.	*$1,109,467*	Actual	**Note: Tier Funding allocations are published annually at https://www.isbe.net/Pages/ebfdistribution.aspx . Amounts are available in early August. Districts must use actual funding amounts if they are available before submitting the budget to ISBE.*

		Data Source 1	Data Source 2	Data Source 3
2)	**Select the top three sources of data used to inform the Organizational Unit's planned allocation of EBF dollars. (Select three different responses.)**	Attendance data (e.g., chronic absenteeism, graduation or dropout rates)	Student grades or other local academic performance data	Climate and culture survey data (e.g., Five Essentials Survey)

3)	**Indicate with which groups the Organizational Unit engaged to inform its intended allocation of EBF dollars. (Select any that apply; otherwise leave blank.)**	Bilingual Program Director(s)		Principals	Yes	Bilingual Parent Advisory Committee	
		Special Ed. Program Director(s)	Yes	School Improvement Teams	Yes	Other Parent Group(s)	
		Other Program Leaders	Yes	Teacher or Support Staff Unions	Yes	Community Focus Group(s)	
		School Board Members	Yes	Other School Staff	Yes	Other	
	[Optional] Provide a brief description of the Organizational Unit's process for consulting with internal and external stakeholders in determining the allocation of EBF dollars. (*No more than 1000 characters, including spaces.*)	The district worked with both internal and external stakeholders via meetings, surveyes, and advisory groups to discuss the needs of our district and develop goals. The adminstrators worked with Dpeartment Chairs, and Program Directors to determine the needs of individual departments through the utilization of data and focused discussion. The district also utilized the 5 Essentials survey and a communications survey to gain insights from our community members including students, parents, administrators, school board members, community leaders and members, teachers, and feeder school staff. The Board of Education worked with District leadership to develop their 2024-25 goals to help meet the needs shared by our community through all of those avenues.				

		Priority Investment 1	Priority Investment 2	Priority Investment 3
4)	**Given the data analyzed, the stakeholders consulted, and the priorities identified in Part I, indicate the top three priority investments the Organizational Unit will make with its FY 2025 Base Funding Minimum (e.g., excluding Tier Funding). Choose "Other" if investments do not match the provided list. (Select three different responses. "Other" may be selected more than once if needed.)**	School Site Staff	Employee Benefits	Core Teachers
	If "Other" was selected in question 4, please describe. (*No more than 1000 characters, including spaces.*)			

Cost Factor Table

5) The table below presents the regionally adjusted amount embedded in the Organizational Unit's FY 2024 Adequacy Target for each of the 34 cost factors in the Evidence-Based Funding model (Column F). Column G is required for all Organizational Units that receive at least $5,000 in Tier Funding, while column H is optional. Organizational Units may choose to provide additional narrative context in Columns I-M to elaborate on the figures included in the table. ISBE has produced guidance for populating the cost factor table. The guidance includes a definition for each cost factor, along with suggestions for using Employee Information System position codes and common expenditure accounts to support a determination of expenditures. This guidance is available at https://www.isbe.net/ebfspendingplan.

Column G: If the Organizational Unit will receive at least $5,000 in FY 2025 Tier Funding (as entered in Q2.1/cell G31), column G is required. Please indicate the Organizational Unit's planned expenditures in FY 2025 from Tier Funds only. Organizational Units are not expected to place a value in each cell. Rather, the table allows for the communication of priority investments with new state resources for the current fiscal year. During years in which there is no new Tier Funding, column G will not be required. During years in which Tier Funding is available, the amount of new Tier Funding entered in Q2.1/cell G31 above must equal the sum in cell G90 below. If some or all Tier Funding is invested outside of the cost factors, enter a dollar amount in cell G89 and provide additional context in the space for a narrative beginning in row 93.

Column H: Optionally, Organizational Units may populate column H with total planned expenditures in FY 2025 for each cost factor from all revenue sources (e.g., not just from EBF). By comparing the figures in column F to the figures entered in column H, the Organizational Unit may engage local stakeholders in productive dialogue about resource allocation decisions.

Cost Factors		Amount in FY 2024 Adjusted Adequacy Target	Budgeted FY 2025 Investments with New Tier Funding [Required]	Budgeted FY 2025 Expenditures (All Resources) [Optional]	Optional District Narratives
Core Investments	Core Teachers	$4,439,347			*Enter optional context for core investment decisions.*
	Specialist Teachers	$1,479,634			
	Instructional Facilitator	$530,556			
	Core Intervention Teacher	$176,852			
	Substitute Teachers	$140,871			
	Guidance Counselor	$453,313			
	Nurse	$107,892			
	Supervisory Aide	$196,479			
	Librarian	$177,538			
	Librarian Aide	$130,986			
	Principal	$263,383			
	Assistant Principal	$226,773			
	School Site Staff	$235,765			
	Subtotal	**$8,559,388**			

Per Student Investments	Gifted	$132,435			*Enter optional context for per student investment decisions.*
	Professional Development	$183,938			
	Instructional Materials	$478,238	$150,000		
	Assessments	$50,031			
	Computer & Tech Equipment	$840,227			
	Student Activities	$1,264,019			
	Maintenance & Operations	$2,002,712	$450,000		
	Central Office	$1,378,796			
	Employee Benefits	$3,774,027	$509,467		
	Subtotal*	**$9,964,351**	**$1,109,467**		
Additional Investments	Low-Income Intervention Teacher	$139,244			*Enter optional context for additional investment decisions.*
	Low-Income Pupil Support Staff	$139,244			
	Low-Income Extended Day Teacher	$145,184			
	Low-Income Summer School Teacher	$145,184			
	EL Intervention Teacher	$0			
	EL Pupil Support Staff	$0			
	EL Extended Day Teacher	$0			
	EL Summer School Teacher	$0			
	EL Core Teacher	$0			
	Sp Ed Teacher	$688,302			
	Sp Ed Instructional Assistant	$278,813			
	Sp Ed Psychologist	$106,971			
	Subtotal	**$1,642,941**			
	Other Investments				###########
	Total**	**$20,166,679**	**$1,109,467**		**Tier Funding Check (Cell G90)** **Complete, G90=G31**

*The subtotal for Per Student Investments is a calculated figure that adjusts salary portions of Central Office and Maintenance & Operations to account for regional salary differences. As a result, the sum of each individual cost factor will not equal the subtotal.
**The total is the Final Adequacy Target (adjusted for Regionalization Factor) calculated in the Full FY 2024 EBF Calculation file. Due to differences in rounding, this figure may vary slightly from the sum of the subtotals in this table.

If some or all Tier Funding was invested outside of the cost factors, please describe. (*No more than 1000 characters, including spaces.*)

Part III: Support for Special Student Groups

EBF statute sets aside specific allocations to be spent for special education, English learners, and low-income students. Per statue these designated funds must be spent on programs and services benefiting these specific student groups. Funds for English learners and low-income students must be spent in addition to, and not in lieu of, funding that supports general programs of instruction for all students. Funds attributable to special education must be used for the provision of special education facilities and services as outlined in ILCS 14-1.08. Current-year EBF amounts attributable to each of the special student groups must be reported in cells G100-G102 below. If the Organizational Unit received at least $5,000 for any of the student groups, a response to the questions below is required. For amounts less than $5,000, a response is optional. All other EBF funds may be spent in any manner deemed appropriate by the school district.

Collaboration Opportunity *- Organizational Units may find that questions in this section are most easily and effectively completed through collaboration between program leaders affiliated with each student group and finance leaders.*

			Enter Amounts	Select type	
1)	**FY 2025 Student Population Allocations*: Enter the dollar amount of resources attributable to Specific Populations within the FY25 Gross State Contribution. Enter "0" if no funds are allocated for a student group. Select whether amounts are estimated or actual.**	**Low-Income Students**	*$282,095*	Actual	**Note: Allocations for each of the three student groups are published annually at isbe.net/ebfdist under "Reports." Amounts are typically available by September 1. Districts must use actual funding amounts if they are available before submitting the budget to ISBE.*
		English Learners	*$19*	Actual	
		Special Education	*$571,418*	Actual	

2)

Organizational Unit investment of EBF dollars for low-income students: Select the investments that apply. (Optionally, dollar amounts for each investment may be entered.)
Response Required

Low-Income Intervention Teacher	Yes	Low-Income Extended Day Teacher		Other Investments	
[Optional - Enter $]		*[Optional - Enter $]*		*[Optional - Enter $]*	
Low-Income Pupil Support Staff	Yes	Low-Income Summer School Teacher			
[Optional - Enter $]		*[Optional - Enter $]*			

Additional context for the Organizational Unit's planned use of dollars attributable to low-income students in FY 2025. (*Required if "Other Investments" selected above. No more than 500 characters, including spaces.*)

The district will utilize our low-income EBF dollars to fund our academic interventions and supports including - Paper, study lab, tutoring lab, and home hospital supervision. These interventions provide extra support to students that are struggling in their academic classes.

3)

Organizational Unit investment of EBF dollars for English learners: Select the investments that apply. (Optionally, dollar amounts for each investment may be entered.)
Response Optional

English Learner Intervention Teacher		English Learner Extended Day Teacher		English Learner Core Teacher	
[Optional - Enter $]		*[Optional - Enter $]*		*[Optional - Enter $]*	
English Learner Pupil Support Staff	Yes	English Learner Summer School Teacher		Other Investments	
[Optional - Enter $]		*[Optional - Enter $]*		*[Optional - Enter $]*	

Additional context for the Organizational Unit's planned use of dollars attributable to English learners in FY 2025. (*Required if "Other Investments" selected above. No more than 500 characters, including spaces.*)

The district provides ELL suports to our students in need of these services. Resources offered include extra academic support and tutoring for our EL students. We also use these funds to help us identify EL students.

4)

Organizational Units investment of EBF dollars for Special Education: Select the investments that apply. (Optionally, dollar amounts for each investment may be entered.)
Response Required

Special Education Teacher	Yes	Special Education Psychologist	Yes
[Optional - Enter $]		*[Optional - Enter $]*	
Special Education Instructional Assistant	Yes	Other Investments	
[Optional - Enter $]		*[Optional - Enter $]*	

Additional context for the Organizational Unit's planned use of dollars attributable to Special Education students in FY 2025. (*Required if "Other Investments" selected above. No more than 500 characters, including spaces.*)

The district will utilize EBF dollars to support our special education students by maintaing our special education staff which will enable us to maintain our resource classrooms as well as our community-based instructional programming. We have also added additional social work staffing for the 24-25 school year.

Plan Assurances

Please complete the assurances below related to Article 14C of the Illinois School Code, which stipulates allowable expenditures for English learners. Organizational Units should maintain supporting documentation (e.g., sign-in sheets, meeting agendas) to affirm the veracity of the below assurances. Note that a separate collection of the Bilingual Service Plan takes place before each school year and must be separately reviewed by the Bilingual Parent Advisory Committee (BPAC). Responses in this plan should be aligned with information contained in the Bilingual Service Plan. Responses in this section are only required if an Organizational Unit receives any amount of EBF dollars attributable to English learners.

Collaboration Opportunity *- Organizational Units may find that the plan assurances are most easily and effectively completed if led by program leaders.*

1). "I hereby affirm that at least 60% of the school district's state funds attributable to English learners will be used for instructional costs of programs and services for English learners (function 1000), in accordance with Article 14C of the Illinois School Code. The remaining balance of state funds attributable to English learners will also be used to serve English learners."

Required Yes

2). "My school district has at least one attendance center with 20 or more English learners (including parental refusals) who speak the same home language other than English in grades K-12. Alternatively and/or additionally, my school district has at least one attendance center with 20 or more English learners (including parent refusals) who speak the same home language other than English in pre-K."

Required No

3). "I hereby affirm that the school district's BPAC will review this EBF Spending Plan by or before October 31, 2024."

N/A

4). Enter the anticipated date on which the BPAC review will take place and the name of the BPAC chair for SY 2024-25.

N/A

BPAC Meeting (MM/DD/YYYY)	
Name of Chair	

Spending Plan Completion Tracker		
Use the information below to confirm completion of all required questions. Note that the "status" column adjusts to responses, so the tracker is most helpful to consult after you have completed the spending plan.		
Question	**Status**	**Acceptance Criteria**
Part 1, Q1	Complete	Character length of response must be >10 and <=2000, including spaces.
Part 1, Q2	Complete	A different response must be selected in G11, I11, and L11; cells cannot be blank.
Part 1, Q2 (Narrative)	Complete	Response required only if "Other" selected in G11, I11, or L11; character length of response must be >10 and <=1000, including spaces.
Part 2, Q1	Complete	A numeric value must be entered in cell G31 (estimated or actual Tier Funding, or 0 if appropriations did not include Tier Funding). A type must be selected in cell H31.
Part 2, Q2	Complete	A different response must be selected in G35, I35, and L35; cells cannot be blank.
Part 2, Q3	Complete	At least one response must be selected.
Part 2, Q4	Complete	Cells G43, I43, and L43 cannot be blank. "Other" may be selected more than once, but other responses may not be repeated.
Part 2, Q4 (Narrative)	Complete	Response required only if "Other" selected in G43, I43, or L43; character length of response must be >10 and <=1000, including spaces.
Part 2, Q5 (Cell G90)	Complete	Cell G90 must be equal to the value in cell G31.
Part 2, Q5 (Narrative)	Complete	Response required only if a value was entered in cell G89; character length of response must be >10 and <=1000, including spaces.
Part 3, Q1 Low-Income Funds	Complete	A numeric value must be entered. A type must be selected in cell H100.
Part 3, Q1 English Learner Funds	Complete	A numeric value must be entered, which may be "0" if the organizational unit received no funding for the specified student group. A type must be selected in cell H101.
Part 3, Q1 Spec. Ed. Funds	Complete	A numeric value must be entered. A type must be selected in cell H102.
Part 3, Q2	Complete	At least one response must be selected.
Part 3, Q2 (Narrative)	Complete	Response required only if "Other Investments" was selected in the previous question; character length of response must be >10 and <=500, including spaces.
Part 3, Q3	Complete	At least one response must be selected.
Part 3, Q3 (Narrative)	Complete	Response required only if "Other Investments" was selected in the previous question; character length of response must be >10 and <=500, including spaces.
Part 3, Q4	Complete	At least one response must be selected.
Part 3, Q4 (Narrative	Complete	Response required only if "Other Investments" was selected in the previous question; character length of response must be >10 and <=500, including spaces.
Assurances 1	Complete	Response required if the value entered in cell G101>0.
Assurances 2	Complete	Response required if the value entered in cell G101>0.
Assurances 3	Complete	Response required if "Yes" selected in cell E133.
Assurances 4 (Meeting Date)	Complete	Response required if "Yes" selected in cell E133; enter date in MM/DD/YYYY format.
Assurances 4 (Name of Chair)	Complete	Response required if "Yes" selected in cell E133.

ESTIMATED LIMITATION OF ADMINISTRATIVE COSTS (School Districts Only)

(For Local Use Only)

This is an estimated Limitation of Administrative Costs Worksheet only and will not be accepted for Official Submission of the Limitation of Administrative Costs Worksheet.

The worksheet is intended for use during the budgeting process to estimate the district's percent increase of FY2025 budgeted expenditures over actual FY2024 expenditures. Budget information is copied to this page. Insert the prior year estimated actual expenditures to compute the estimated percentage increase (decrease).

The official Limitation of Administrative Costs Worksheet is attached to the end of the Annual Financial Report (ISBE Form 50-35) and may be submitted in conjunction with that report.
An official Limitation of Administrative Costs Worksheet can also be found on the ISBE website at: Limitation of Administrative Costs

ESTIMATED LIMITATION OF ADMINISTRATIVE COSTS WORKSHEET
(Section 17-1.5 of the School Code)

School District Name: **Washington CHSD 308**
RCDT Number: **53090308016**

			Estimated Actual Expenditures, Fiscal Year 2024				Budgeted Expenditures, Fiscal Year 2025			
			(10)	(20)	(80)		(10)	(20)	(80)	
	Description	**Funct. No.**	**Educational Fund**	**Operations & Maintenance Fund**	**Tort Fund**	**Total**	**Educational Fund**	**Operations & Maintenance Fund**	**Tort Fund**	**Total**
1.	Executive Administration Services	2320	362,825			362,825	364,525		0	364,525
2.	Special Area Administration Services	2330	0			0	0		0	0
3.	Other Support Services - School Administration	2490	0			0	0		0	0
4.	Direction of Business Support Services	2510	113,302			113,302	114,185	0	0	114,185
5.	Internal Services	2570				0	0		0	0
6.	Direction of Central Support Services	2610				0	0		0	0
7.	Deduct - Early Retirement or other pension obligations required by state law and included above.					0				0
8.	**Totals**		476,127	0	0	476,127	478,710	0	0	478,710
9.	**Estimated Percent Increase (Decrease) for FY2025 (Budgeted) over (Actual) FY 2024**									1%

REPORTING OF PUBLIC VENDOR CONTRACTS OF $1,000 OR MORE (School Districts Only)

In accordance with the School Code, Section 10-20.21, all ***school districts*** *are required to file a report listing 'vendor contracts' as an attachment to their budget. In this context, the term "vendor contracts" refers to "all contracts and agreements that pertain to goods and services that were intended to generate additional revenue and other remunerations for the* ***school district*** *in excess of $1,000, including without limitation vending machine contracts, sports and other attire, class rings, and photographic services.* ***The report is to list information regarding such contracts for the fiscal year immediately preceding the fiscal year of the budget.*** *All such contracts executed on or after July 1, 2007 must be approved by the school board.*

See: School Code, Section 10-20.21 - Contracts

Name of Vendor	Product or Service Provided	Net Revenue	Non-Monetary Remuneration	Purpose of Proceeds	Distribution Method and Recipient of Non-Monetary Remunerations Distributed
Pepsi	Vending machines and concession merchandise	5,000	0	Student activities	NA

Reference Description

1 Each fund balance should correspond to the fund balance reflected on the books as of June 30th - Balance Sheet Accounts #720 and #730 (audit figures, if available).

2 Accounting and Financial Reporting for Certain Grants and Other Financial Assistance. The "On-Behalf" Payments should only be reflected on this page (Budget Summary, Lines 10 and 20).

3 Requires the secretary of the school board to notify the county clerk (within 30 days of the transfer approval) to abate an equal amount of taxes to be next extended. See Sec. 10-22.14 & 17-2.11.

3a Requires notification to the county clerk to abate an equal amount from taxes next extended. See section 10-22.14

4 Principal on Bonds Sold:

(1) Funding Bonds are to be entered in the fund or funds in which the liability occurs.

(2) Refunding Bonds can be entered in the Debt Services Fund only.

(3) Building Bonds can be entered in the Capital Projects Fund only.

(4) Fire Prevention and Safety Bonds can be entered in the Fire Prevention & Safety Fund only.

5

The proceeds from the sale of school sites, buildings, or other real estate shall be used first to pay the principal and interest on any outstanding bonds on the property being sold, and after all such bonds have been retired, the remaining proceeds from the sale next shall be used by the school board to meet any urgent district needs as determined under Sections 2-3.12 and 17-2.11 of the School Code. Once these issues have been addressed, any remaining proceeds may be used for any other authorized purpose and for deposit into any district fund.

6 The School Code, Section 10-22.44 prohibits the transfer of interest earned on the investment of "any funds for purposes of Illinois Municipal Retirement under the Pension Code." This prohibition does not include funds for Social Security and Medicare-only purposes. For additional requirements on interest earnings, see 23 Illinois Administrative Code, Part 100, Section 100.50.

7 Cash plus investments must be greater than or equal to zero.

8 For cash basis budgets, this total will equal the Budget Summary - Total Direct Receipts/Revenues (Line 9) plus Total Other Sources of Funds (Line 46).

9 For cash basis budgets, this total will equal the Budget Summary - Total Direct Disbursements/Expenditures (Line 19) plus Total Other Uses of Funds (Line 79).

10 Working Cash Fund loans may be made to any district fund for which taxes are levied (Section 20-5 of the School Code).

11 Include revenue accounts 1110 through 1115, 1117,1118 & 1120.

12 The School Code Section 17-2.2c. Tax for leasing educational facilities or computer technology or both, and for temporary relocation expense purposes.

13 Corporate personal property replacement tax revenue must be first applied to the Municipal Retirement/Social Security Fund to replace tax revenue lost due to the abolition of the corporate personal property tax (30 ILCS 115/12). This provision does not apply to taxes levied for Medicare-Only purposes.

14 Only tuition payments made to private facilities. See Functions 4200 or 4400 for estimated public facility disbursements/expenditures.

15 Payment towards the retirement of lease/purchase agreements or bonded/other indebtedness (principal only) otherwise reported within the fund - e.g.: alternate revenue bonds. (Describe & Itemize)

16 Only abolishment of Working Cash Fund must transfer its funds directly to the Educational Fund upon adoption of a resolution and at the close of the current school Year (see 105 ILCS 5/20-8 for further explanation)
Only abatement of working cash fund can transfer its funds to any fund in most need of money
(see 105 ILCS 5/20-10 for further explanation)

CHECK FOR ERRORS
This worksheet checks various cells to assure that selected items are in balance.

Please fix errors below before submitting to ISBE.

Budget Item References	Message
1. Deficit Reduction Plan (DefReductPlan 23-27 tab)	
Is Deficit Reduction Plan Required? **(Joint Agreements do not complete Deficit Reduction Plan.)**	**Deficit Reduction Plan is not required**
If required, is Deficit Reduction Plan completed? **(DefReductPlan 23-27 tab)**	
2. Cover Page (Cover tab)	
District Name must be selected from **drop-down**. **(Cell H13)**	OK
Accounting Basis must be selected on Cover sheet.	OK
Dates **(Day, Month, Year)** must be input on Cover sheet.	OK
Board Names must be typed on Cover sheet.	**ERROR - TYPE BOARD NAMES**
3. Budget Summary: Other Sources (BudgetSum 2-4 tab - Acct 7000) must equal Other Uses (BudgetSum 2-4 tab - Acct 8000).	
Estimated Beginning Fund Balance July, 1 2023 for all Funds **(Cells C3 - K3)** **(Line must have a number or zero. Do not leave blank.)**	OK
Estimated Activity Fund Beginning Fund Balance July, 1 2023 **(Cell C83)** **(Cell must have a number or zero. Do not leave blank.)**	OK
Transfer Among Funds **(Funds 10, 20, 40 - Acct 7130 - Cells C29, D29, F29)**, must equal **(Funds 10, 20 & 40 - Acct 8130 - Cells C52, D52, F52)**.	OK
Transfer of Interest **(Funds 10 thru 90 - Acct 7140 - Cells C30:K30)**, must equal **(Funds 10 thru 60, & 80 - Acct 8140 - Cells C53:H53, J53)**.	OK
Transfer to Debt Service to Pay Principal on GASB 87 Leases **(Fund 30 - Acct 7400 - Cell E39)** must equal **(Funds 10, 20 & 60 - Acct 8400 Cells C57:H60)**.	OK
Transfer to Debt Service to Pay Interest on GASB 87 Leases **(Fund 30 - Acct 7500 - Cell E40)** must equal **(Funds 10, 20 & 60 - Acct 8500 - Cells C61:H64)**.	OK
Transfer to Debt Service Fund to Pay Principal on Revenue Bonds **(Fund 30 - Acct 7600 - Cell E41)** must equal **(Funds 10 & 20 - Acct 8600 - Cells C65:D68)**.	OK
Transfer to Debt Service to Pay Interest on Revenue Bonds **(Fund 30 - Acct 7700 - Cell E42)** must equal **(Funds 10 & 20 - Acct 8700 - Cells C69:D72)**.	OK
Transfer to Capital Projects Fund **(Fund 60 - Acct 7800 - Cell H43)** must equal **(Fund 10 & 20, Acct 8800 - Cells C73:D76)**.	OK
4. Summary of Cash Transactions: Beginning Cash Balance on Hand July 1, 2023 (CashSum 5 tab, All Funds) cannot be negative.	
Educational **(Fund 10 - Cell C3)**	OK
Operations & Maintenance **(Fund 20 - Cell D3)**	OK
Debt Service **(Fund 30 - Cell E3)**	OK
Transportation **(Fund 40 - Cell F3)**	OK
Municipal Retirement/Social Security **(Fund 50 - Cell G3)**	OK
Capital Projects **(Fund 60 - Cell H3)**	OK
Working Cash **(Fund 70 - Cell I3)**	OK
Tort **(Fund 80 - Cell J3)**	OK
Fire Prevention & Safety **(Fund 90 - Cell K3)**	OK
Activity Funds **(Cell C23)**	OK
5. Summary of Cash Transactions: Ending Cash Balance on Hand June 30, 2024 (CashSum 5 tab - All Funds) cannot be negative.	
Educational **(Fund 10 - Cell C21)**	OK
Operations & Maintenance **(Fund 20 - Cell D21)**	OK
Debt Service **(Fund 30 - Cell E21)**	OK
Transportation **(Fund 40 - Cell F21)**	OK
Municipal Retirement/Social Security **(Fund 50 - Cell G21)**	OK
Capital Projects **(Fund 60 - Cell H21)**	OK
Working Cash **(Fund 70 - Cell I21)**	OK
Tort **(Fund 80 - Cell J21)**	OK
Fire Prevention & Safety **(Fund 90 - Cell K21)**	OK
6. Summary of Cash Transactions: Other Receipts (CashSum 5 tab) must equal Other Disbursements (CashSum 5 tab).	
Interfund Loans Payable **(Funds 10:60, 80, 90 - Acct 411 - Cells C6:H6, J6:K6)** must equal Interfund Loans Receivable **(Funds 10:20, 40, 70 - Acct 141 - Cells C15:D15, F15, I15)**.	OK
Interfund Loans Receivable **(Funds 10, 20, 40, 70 - Acct 141 - Cells C7:D7, F7, I7)** must equal Interfund Loans Payable **(Funds 10:60, 80, 90 - Acct 411 - Cells C16:H16, J16, K16)**.	OK
7. Estimated Revenue (EstRev 6-11 tab)	
Amounts must be input for revenue.	OK
8. Estimated Expenditures (EstExp 12-20 tab)	
Amounts must be input for expenditures.	OK
9. Itemization Notes: Revenues/Expenditures reported that require note on Itemize 21 tab.	
Include brief note(s) describing revenue source.	OK
Include brief note(s) describing expenditure use.	OK
10. EBF Spending Plan	
All required questions have been answered.	OK

End of Balancing

LEGAL NOTICE

NOTICE OF PUBLIC BUDGET HEARING

Washington Community High School District No. 308, Tazewell County, Illinois, will hold a public budget hearing to receive input on its 2024-2025 Budget. This hearing will be held on the 9th day of September,2024, at 7:00 p.m. at the Washington Community High School, 115 Bondurant Street, Washington, IL. Copies of the Budget will be available to the public on August 8th, 2024, in the District Office. This notice is given in accordance with Section 17-1 of the School Code. By the order of the Board of Education of Washington Community High School District No. 308, Tazewell County, Illinois.

Action Item

Recommendation:

That the Board of Education authorize the Superintendent to engage Farnsworth to develop specs and release bids for prioritized facility projects.

Suggested Motion:

Motion to authorize the Superintendent to engage Farnsworth to develop specs and release bids for prioritized facility projects.

Action Item

Recommendation:

That the Board of Education authorize the Superintendent to engage Keith Engineering to develop specs and release bids for prioritized facility projects.

Suggested Motion:

Motion to authorize the Superintendent to engage Keith Engineering to develop specs and release bids for prioritized facility projects.

Action Item

Recommendation:

That the Board of Education authorize the Superintendent to engage Bernardi & Associates for the prioritized facility projects.

Suggested Motion:

Motion to authorize the Superintendent to engage Bernardi & Associates for the prioritized facility projects.

Action Item

Recommendation:

That the Board of Education authorize the Superintendent to interview and engage Construction Managers for prioritized facility projects.

Suggested Motion:

Motion to authorize the Superintendent to interview and engage Construction Managers for prioritized facility projects.